



	Aug-22	Sep-22	Oct-22	Nov-22	Dec-22	Jan-23
98501 Days - Weekdays	23	22	21	22	22	22




	Aug-22	Sep-22	Oct-22	Nov-22	Dec-22	Jan-23
98501 Days - Weekdays	23	22	21	22	22	22




	Aug-22	Sep-22	Oct-22	Nov-22	Dec-22	Jan-23
98501 Days - Weekdays	23	22	21	22	22	22




	Aug-22	Sep-22	Oct-22	Nov-22	Dec-22	Jan-23
98501 Days - Weekdays	23	22	21	22	22	22




	Aug-22	Sep-22	Oct-22	Nov-22	Dec-22	Jan-23
98501 Days - Weekdays	23	22	21	22	22	22




	Feb-23	Mar-23	Apr-23	May-23	Jun-23	Jul-23
98501 Days - Weekdays	20	23	20	23	22	21




	Feb-23	Mar-23	Apr-23	May-23	Jun-23	Jul-23
98501 Days - Weekdays	20	23	20	23	22	21
						

	Feb-23	Mar-23	Apr-23	May-23	Jun-23	Jul-23
98501 Days - Weekdays	20	23	20	23	22	21

	Feb-23	Mar-23	Apr-23	May-23	Jun-23	Jul-23
98501 Days - Weekdays	20	23	20	23	22	21



	Feb-23	Mar-23	Apr-23	May-23	Jun-23	Jul-23
98501 Days - Weekdays	20	23	20	23	22	21
<i>Check</i>						

		Total	
98501	Days - Weekdays	261	0%
			8%
			(3%)
			(3%)
			(3%)
			(3%)
			(3%)
			(3%)
			(3%)
			(3%)
			0

USOA #	GL Code	Description	Allocator	Per IS - As Booked	Restating Adjustments
4115	52010	Salaries	DH Haul	78,369	-
4115	52020	Wages-Regular	DH Haul	327,909	(5,496)
		Long Haul	Long Haul	-	5,496
4115	52025	Wages-OT	DH Haul	116,781	-
4115	52036	Other Bonus/Commission - Non-Safety	DH Haul	22,091	-
4115	52065	Vacation Pay	DH Haul	11,384	
4115	52070	Sick Pay	DH Haul	9,561	
4115	55020	Wages Regular	CONT Count	50,792	-
4115	55025	Wages O.T.	CONT Count	3,792	-
4115	55036	Other Bonus/Commission - Non-Safety	CONT Count	1,450	-
4115	55065	Vacation Pay	CONT Count	4,416	
4115	55070	Sick Pay	CONT Count	1,261	
4120	70147	Bldg & Property Maint	CUST	10,093	

Olympic Disposal Districts (2112)

For the Year Ended 7/31/2023

Total Company P&L Recast into Rate Review Rate Codes

1

2 3

4

5

USOA #	GL Code	Description	Allocator	Per IS - As Booked	Restating Adjustments
4180	52182	Towing Expense	DH	23,422	
4180	52185	Travel	DH	388	-
4210	56010	Salaries-Supervisor	DH	178,605	(9,814)
		MRF Supervisor	MRF		9,814
4210	56036	Other Bonus/Commission - Non-Safety	DH	4,890	-
4210	56065	Vacation Pay	DH	-	
4210	56200	Travel	DH	939	-
4213	50020	Wages Regular	DH Haul	1,666,909	(268,335)
		MRF Workers	MRF	-	106,736
4213		Long Haul Drivers	Long Haul		161,600
4213	50025	Wages OT	DH Haul	471,096	-
		MRF Workers	MRF		-
		Long Haul Drivers	Long Haul		-
4213	50035	Performance Bonus	DH Haul	-	
4213	50036	Other Bonus/Commission - Non-Safety	DH Haul	35,183	-
4213	50065	Vacation Pay	DH Haul	69,691	
4213	50070	Sick Pay	DH Haul	39,454	
4240	52142	Fuel Expense	DH	881,400	132,753
		MRF Fuel	MRF		7,104
4280	57324	Penalties	DH	662	(662)

Olympic Disposal Districts (2112)

For the Year Ended 7/31/2023

Total Company P&L Recast into Rate Review Rate Codes

Exh. JW-7R

1

2 3

4

5

USOA #	GL Code	Description	Allocator	Per IS - As Booked	Restating Adjustments
4365	40861	Processing Fees MRF	MRF	223,323	
4365	44166	Cost of Materials - Glass	MRF	16,401	
4365	44169	Cost of Materials - Intercompany	RTONS	-	
4365	44168	Cost of Materials - Other Recyclables	RTONS	-	
4450	70225	Advertising and Promotions	CUST	122	(122)
4530	59341	A&L - Current Year Claims	DH Haul	291,992	(285,000)
4530	59342	Prior Year Claims	DH Haul	(254)	
4580	70086	Safety and Training	CUST	120	
4611	70010	Salaries	CUST	290,803	-
4611	70037	Termination Pay	CUST	37,500	(25,000)
4613	70020	Wages Regular	BILLED CUST	280,704	-
4613	70025	Wages OT	BILLED CUST	49,516	-
4613	70036	Bonuses	BILLED CUST	28,340	-
4613	70065	Vacation	BILLED CUST	9,269	
4613	70070	Sick Leave	BILLED CUST	8,839	

USOA #	GL Code	Description	Allocator	Per IS - As Booked	Restating Adjustments
		Notifications	ACT	-	
4630	70235 Legal		ACT	205,674	(47,703)
4645	70149 Corp OH Allocation		REV	604,516	(244,858)
4645	70148 Alloc Exp In Distr		CUST	63,128	(45,574)
4670	70310 Bad Debt Provision		REV	30,072	7,612
4210	56201 Meals & Entertainment		DH	-	
4690	70095 Employee Comm Activity		CUST	53,085	(26,543)
4690	70105 Employee Relocation		CUST	62,160	(28,351)
4690	70110 Contributions		CUST	5,741	(5,741)
4690	70112 Political Contributions		CUST	-	-
4690	70195 Dues & Subscriptions		CUST	9,558	(3,646)
4690	70200 Travel		CUST	2,235	-
4690	70201 Entertainment		CUST	-	-
4690	70202 Excursion Meetings		CUST	2,531	-

Olympic Disposal Districts (2112)

For the Year Ended 7/31/2023

Exh. JW-7R

Total Company P&L Recast into Rate Review Rate Codes

1

2 3

4

5

USOA #	GL Code	Description	Allocator	Per IS - As Booked	Restating Adjustments
4690	70203	Lodging	CUST	47,230	-
4690	70205	Travel Auto	CUST	7,661	-
4690	70206	Travel Meals	CUST	10,804	-
4690	70220	Sponsorships	CUST	200	(200)
4690	70230	External Recruiter Fees	CUST	6,000	(4,800)
4690	70231	Recruitment Advertising & Expenses	CUST	10,995	
4690	70232	Recruitment Travel Expenses	CUST	-	
4690	70255	Other Prof Fees	CUST	24,132	
4690	70301	Computer Software	BILLED CUST	43	
4690	70303	Software License Fees	BILLED CUST	9,786	
4690	70324	Penalties and Violations	CUST	33	(33)
4690	70330	Safety Events	CUST	4,363	-
4690	70335	Miscellaneous	BILLED CUST	533	(533)
4690	70336	Coffe Bar	CUST	-	
5000	51260	Depreciation Trks	ACT	926,729	(15,950)
5000	54260	Depreciation Cont, DB	ACT	317,939	(23,227)
5000	57260	Depreciation Shop	ACT	325,067	(49,985)
5000	57260.1	Depreciation Service	ACT	-	17,620
5000	57260.2	Depreciation MRF	ACT	-	36,928
5000	70260	Depreciation Office	ACT	11,980	29,615
5000	70260.1	Depreciation Leasehold		-	36,558
5100	91010	Sale of Asset	ACT	347,327	(297,709)
5242	70050	Payroll Taxes	ACT	55,871	67
5270	41201	Rebate & Rev Sharing	ACT	869,433	(344,836)
5260	43001	Taxes & Pass Thru Fees	REV	-	344,836

Olympic Disposal Districts (2112)

For the Year Ended 7/31/2023

Total Company P&L Recast into Rate Review Rate Codes

Exh. JW-7R

1

2 3

4

5

USOA #	GL Code	Description	Allocator	Per IS - As Booked	Restating Adjustments
[Redacted Content]					

For the Year Ended 7/31/2023

Total Company P&L Recast into Rate Review Rate Codes

1

2 3

6 7

8

GL Code	Description	Allocator	Pro forma Adjustments	Adjusted IS for UTC
[Redacted]				
52010	Salaries	DH Haul	1,877	80,246
52020	Wages-Regular	DH Haul	21,129	343,542
	Long Haul	Long Haul		5,496
52025	Wages-OT	DH Haul		116,781
[Redacted]				
52036	Other Bonus/Commission - Non-Safety	DH Haul		22,091
52065	Vacation Pay	DH Haul		11,384
52070	Sick Pay	DH Haul		9,561
[Redacted]				
55020	Wages Regular	CONT Count	(721)	50,071
55025	Wages O.T.	CONT Count		3,792
55036	Other Bonus/Commission - Non-Safety	CONT Count		1,450
55065	Vacation Pay	CONT Count		4,416
55070	Sick Pay	CONT Count		1,261
[Redacted]				
70147	Bldg & Property Maint	CUST		10,093
[Redacted]				

For the Year Ended 7/31/2023

Total Company P&L Recast into Rate Review Rate Codes

1

2 3

6 7

8

GL Code	Description	Allocator	Pro forma Adjustments	Adjusted IS for UTC
52182	Towing Expense	DH		23,422
52185	Travel	DH		388
56010	Salaries-Supervisor	DH	56,073	224,865
	MRF Supervisor	MRF		9,814
56036	Other Bonus/Commission - Non-Safety	DH		4,890
56065	Vacation Pay	DH		-
56200	Travel	DH		939
50020	Wages Regular	DH Haul	56,858	1,455,432
	MRF Workers	MRF	3,030	109,766
	Long Haul Drivers	Long Haul	4,588	166,187
50025	Wages OT	DH Haul		471,096
	MRF Workers	MRF		-
	Long Haul Drivers	Long Haul		-
50035	Performance Bonus	DH Haul		-
50036	Other Bonus/Commission - Non-Safety	DH Haul		35,183
50065	Vacation Pay	DH Haul		69,691
50070	Sick Pay	DH Haul		39,454
52142	Fuel Expense	DH	87,077	1,101,230
	MRF Fuel	MRF		7,104
57324	Penalties	DH		-

For the Year Ended 7/31/2023

Total Company P&L Recast into Rate Review Rate Codes

1

2 3

6 7

8

GL Code	Description	Allocator	Pro forma Adjustments	Adjusted IS for UTC
40861	Processing Fees MRF	MRF		223,323
44166	Cost of Materials - Glass	MRF		16,401
44169	Cost of Materials - Intercompany	RTONS		-
44168	Cost of Materials - Other Recyclables	RTONS		-
70225	Advertising and Promotions	CUST		-
59341	A&L - Current Year Claims	DH Haul		6,992
59342	Prior Year Claims	DH Haul	380,000	379,746
70086	Safety and Training	CUST		120
70010	Salaries	CUST	(15,272)	275,531
70037	Termination Pay	CUST		12,500
70020	Wages Regular	BILLED CUST	(18,442)	262,262
70025	Wages OT	BILLED CUST		49,516
70036	Bonuses	BILLED CUST		28,340
70065	Vacation	BILLED CUST		9,269
70070	Sick Leave	BILLED CUST		8,839

For the Year Ended 7/31/2023

Total Company P&L Recast into Rate Review Rate Codes

1

2 3

6 7

8

GL Code	Description	Allocator	Pro forma Adjustments	Adjusted IS for UTC
	Notifications	ACT	3,847	3,847
	70235 Legal	ACT		157,972
	70149 Corp OH Allocation	REV		359,658
	70148 Alloc Exp In Distr	CUST		17,554
	70310 Bad Debt Provision	REV		37,683
	56201 Meals & Entertainment	DH		-
	70095 Employee Comm Activity	CUST		26,543
	70105 Employee Relocation	CUST		33,810
	70110 Contributions	CUST		-
	70112 Political Contributions	CUST		-
	70195 Dues & Subscriptions	CUST		5,912
	70200 Travel	CUST		2,235
	70201 Entertainment	CUST		-
	70202 Excursion Meetings	CUST		2,531

For the Year Ended 7/31/2023

Total Company P&L Recast into Rate Review Rate Codes

1

2 3

6 7

8

GL Code	Description	Allocator	Pro forma Adjustments	Adjusted IS for UTC
70203	Lodging	CUST		47,230
70205	Travel Auto	CUST		7,661
70206	Travel Meals	CUST		10,804
70220	Sponsorships	CUST		-
70230	External Recruiter Fees	CUST		1,200
70231	Recruitment Advertising & Expenses	CUST		10,995
70232	Recruitment Travel Expenses	CUST		-
70255	Other Prof Fees	CUST	66,667	90,798
70301	Computer Software	BILLED CUST		43
70303	Software License Fees	BILLED CUST		9,786
70324	Penalties and Violations	CUST		-
70330	Safety Events	CUST		4,363
70335	Miscellaneous	BILLED CUST		-
70336	Coffe Bar	CUST		-
51260	Depreciation Trks	ACT		910,779
54260	Depreciation Cont, DB	ACT		294,712
57260	Depreciation Shop	ACT		275,082
57260.1	Depreciation Service	ACT		17,620
57260.2	Depreciation MRF	ACT		36,928
70260	Depreciation Office	ACT		41,595
70260.1	Depreciation Leasehold			36,558
91010	Sale of Asset	ACT		49,618
70050	Payroll Taxes	ACT	(2,579)	53,358
41201	Rebate & Rev Sharing	ACT		524,598
43001	Taxes & Pass Thru Fees	REV		344,836

For the Year Ended 7/31/2023

Total Company P&L Recast into Rate Review Rate Codes

1

2 3

6 7

8

GL Code	Description	Allocator	Pro forma Adjustments	Adjusted IS for UTC
[Redacted Content]				

For the Year Ended 7/31/2023

Total Company P&L Recast into Rate Review Rate Codes

1

2 3

9

10

GL Code	Description	Allocator	Clallam (UTC)	Jefferson (UTC)
[Redacted Content]				
52010	Salaries	DH Haul	29,985	15,319
52020	Wages-Regular	DH Haul	128,369	65,582
	Long Haul	Long Haul	476	-
52025	Wages-OT	DH Haul	43,636	22,293
[Redacted Content]				
52036	Other Bonus/Commission - Non-Safety	DH Haul	8,254	4,217
52065	Vacation Pay	DH Haul	4,254	2,173
52070	Sick Pay	DH Haul	3,573	1,825
[Redacted Content]				
55020	Wages Regular	CONT Count	22,638	6,887
55025	Wages O.T.	CONT Count	1,714	521
55036	Other Bonus/Commission - Non-Safety	CONT Count	656	199
55065	Vacation Pay	CONT Count	1,997	607
55070	Sick Pay	CONT Count	570	173
[Redacted Content]				
70147	Bldg & Property Maint	CUST	4,053	1,422
[Redacted Content]				

For the Year Ended 7/31/2023

Total Company P&L Recast into Rate Review Rate Codes

1

2 3

9

10

GL Code	Description	Allocator	Clallam (UTC)	Jefferson (UTC)
52182	Towing Expense	DH	8,370	4,276
52185	Travel	DH	139	71
56010	Salaries-Supervisor	DH	80,355	41,053
	MRF Supervisor	MRF	4,528	-
56036	Other Bonus/Commission - Non-Safety	DH	1,747	893
56065	Vacation Pay	DH	-	-
56200	Travel	DH	335	171
50020	Wages Regular	DH Haul	543,839	277,841
	MRF Workers	MRF	50,646	-
	Long Haul Drivers	Long Haul	14,396	-
50025	Wages OT	DH Haul	176,031	89,932
	MRF Workers	MRF	-	-
	Long Haul Drivers	Long Haul	-	-
50035	Performance Bonus	DH Haul	-	-
50036	Other Bonus/Commission - Non-Safety	DH Haul	13,147	6,716
50065	Vacation Pay	DH Haul	26,041	13,304
50070	Sick Pay	DH Haul	14,743	7,532
52142	Fuel Expense	DH	393,523	201,046
	MRF Fuel	MRF	3,278	-
57324	Penalties	DH	-	-

For the Year Ended 7/31/2023

Total Company P&L Recast into Rate Review Rate Codes

1

2 3

9

10

GL Code	Description	Allocator	Clallam (UTC)	Jefferson (UTC)
40861	Processing Fees MRF	MRF	103,041	-
44166	Cost of Materials - Glass	MRF	7,567	-
44169	Cost of Materials - Intercompany	RTONS	-	-
44168	Cost of Materials - Other Recyclables	RTONS	-	-
70225	Advertising and Promotions	CUST	-	-
59341	A&L - Current Year Claims	DH Haul	2,613	1,335
59342	Prior Year Claims	DH Haul	141,897	72,493
70086	Safety and Training	CUST	48	17
70010	Salaries	CUST	110,650	38,820
70037	Termination Pay	CUST	5,020	1,761
70020	Wages Regular	BILLED CUST	122,377	53,540
70025	Wages OT	BILLED CUST	23,105	10,109
70036	Bonuses	BILLED CUST	13,224	5,786
70065	Vacation	BILLED CUST	4,325	1,892
70070	Sick Leave	BILLED CUST	4,124	1,804

For the Year Ended 7/31/2023

Total Company P&L Recast into Rate Review Rate Codes

1

2 3

9

10

GL Code	Description	Allocator	Clallam (UTC)	Jefferson (UTC)
	Notifications	ACT	2,847	999
	70235 Legal	ACT	65,636	7,269
	70149 Corp OH Allocation	REV	143,956	54,005
	70148 Alloc Exp In Distr	CUST	7,049	2,473
	70310 Bad Debt Provision	REV	15,083	5,658
	56201 Meals & Entertainment	DH	-	-
	70095 Employee Comm Activity	CUST	10,659	3,740
	70105 Employee Relocation	CUST	13,578	4,764
	70110 Contributions	CUST	-	-
	70112 Political Contributions	CUST	-	-
	70195 Dues & Subscriptions	CUST	2,374	833
	70200 Travel	CUST	898	315
	70201 Entertainment	CUST	-	-
	70202 Excursion Meetings	CUST	1,016	357

For the Year Ended 7/31/2023

Total Company P&L Recast into Rate Review Rate Codes

1

2 3

9

10

GL Code	Description	Allocator	Clallam (UTC)	Jefferson (UTC)
70203	Lodging	CUST	18,967	6,654
70205	Travel Auto	CUST	3,076	1,079
70206	Travel Meals	CUST	4,339	1,522
70220	Sponsorships	CUST	-	-
70230	External Recruiter Fees	CUST	482	169
70231	Recruitment Advertising & Expenses	CUST	4,415	1,549
70232	Recruitment Travel Expenses	CUST	-	-
70255	Other Prof Fees	CUST	59,039	20,713
70301	Computer Software	BILLED CUST	20	9
70303	Software License Fees	BILLED CUST	4,566	1,998
70324	Penalties and Violations	CUST	-	-
70330	Safety Events	CUST	1,752	615
70335	Miscellaneous	BILLED CUST	-	-
70336	Coffe Bar	CUST	-	-
51260	Depreciation Trks	ACT	306,362	163,884
54260	Depreciation Cont, DB	ACT	139,342	49,420
57260	Depreciation Shop	ACT	98,300	50,220
57260.1	Depreciation Service	ACT	6,297	3,217
57260.2	Depreciation MRF	ACT	17,039	-
70260	Depreciation Office	ACT	16,704	5,860
70260.1	Depreciation Leasehold	ACT	14,681	5,151
91010	Sale of Asset	ACT	49,618	0
70050	Payroll Taxes	ACT	23,352	9,389
41201	Rebate & Rev Sharing	ACT	0	0
43001	Taxes & Pass Thru Fees	REV	138,023	51,780

For the Year Ended 7/31/2023

Total Company P&L Recast into Rate Review Rate Codes

1

2 3

9

10

GL Code	Description	Allocator	Clallam (UTC)	Jefferson (UTC)
[Redacted Content]				

For the Year Ended 7/31/2023

Total Company P&L Recast into Rate Review Rate Codes

1

2 3

11

12

13

GL Code	Description	Allocator	Mill Long Hauls (UTC)	Non-Regulated
52010	Salaries	DH Haul	-	34,942
52020	Wages-Regular	DH Haul	-	149,592
	Long Haul	Long Haul	4,464	556
52025	Wages-OT	DH Haul	-	50,851
52036	Other Bonus/Commission - Non-Safety	DH Haul	-	9,619
52065	Vacation Pay	DH Haul	-	4,957
52070	Sick Pay	DH Haul	-	4,163
55020	Wages Regular	CONT Count	-	20,546
55025	Wages O.T.	CONT Count	-	1,556
55036	Other Bonus/Commission - Non-Safety	CONT Count	-	595
55065	Vacation Pay	CONT Count	-	1,812
55070	Sick Pay	CONT Count	-	518
70147	Bldg & Property Maint	CUST	0	4,617

For the Year Ended 7/31/2023

Total Company P&L Recast into Rate Review Rate Codes

1

2 3

11

12

13

GL Code	Description	Allocator	Mill Long Hauls (UTC)	Non-Regulated
52182	Towing Expense	DH	1,023	9,754
52185	Travel	DH	17	162
56010	Salaries-Supervisor	DH	9,817	93,640
	MRF Supervisor	MRF	-	5,286
56036	Other Bonus/Commission - Non-Safety	DH	213	2,036
56065	Vacation Pay	DH	-	-
56200	Travel	DH	41	391
50020	Wages Regular	DH Haul	-	633,751
	MRF Workers	MRF	-	59,120
	Long Haul Drivers	Long Haul	134,987	16,805
50025	Wages OT	DH Haul	-	205,133
	MRF Workers	MRF	-	-
	Long Haul Drivers	Long Haul	-	-
50035	Performance Bonus	DH Haul	-	-
50036	Other Bonus/Commission - Non-Safety	DH Haul	-	15,320
50065	Vacation Pay	DH Haul	-	30,346
50070	Sick Pay	DH Haul	-	17,180
52142	Fuel Expense	DH	48,078	458,583
	MRF Fuel	MRF	-	3,826
57324	Penalties	DH	-	-

For the Year Ended 7/31/2023

Total Company P&L Recast into Rate Review Rate Codes

1

2 3

11

12

13

GL Code	Description	Allocator	Mill Long Hauls (UTC)	Non-Regulated
40861	Processing Fees MRF	MRF	-	120,282
44166	Cost of Materials - Glass	MRF	-	8,834
44169	Cost of Materials - Intercompany	RTONS	-	-
44168	Cost of Materials - Other Recyclables	RTONS	-	-
70225	Advertising and Promotions	CUST	-	-
59341	A&L - Current Year Claims	DH Haul	-	3,044
59342	Prior Year Claims	DH Haul	-	165,356
70086	Safety and Training	CUST	0	55
70010	Salaries	CUST	13	126,049
70037	Termination Pay	CUST	1	5,718
70020	Wages Regular	BILLED CUST	20	86,325
70025	Wages OT	BILLED CUST	4	16,298
70036	Bonuses	BILLED CUST	2	9,328
70065	Vacation	BILLED CUST	1	3,051
70070	Sick Leave	BILLED CUST	1	2,909

For the Year Ended 7/31/2023

Total Company P&L Recast into Rate Review Rate Codes

1

2 3

11

12

13

GL Code	Description	Allocator	Mill Long Hauls (UTC)	Non-Regulated
	Notifications	ACT	0	-
	70235 Legal	ACT	78,774	6,292
	70149 Corp OH Allocation	REV	31,868	129,828
	70148 Alloc Exp In Distr	CUST	1	8,030
	70310 Bad Debt Provision	REV	3,339	13,603
	56201 Meals & Entertainment	DH	-	-
	70095 Employee Comm Activity	CUST	1	12,143
	70105 Employee Relocation	CUST	2	15,467
	70110 Contributions	CUST	-	-
	70112 Political Contributions	CUST	-	-
	70195 Dues & Subscriptions	CUST	0	2,705
	70200 Travel	CUST	0	1,023
	70201 Entertainment	CUST	-	-
	70202 Excursion Meetings	CUST	0	1,158

For the Year Ended 7/31/2023

Total Company P&L Recast into Rate Review Rate Codes

1

2 3

11

12

13

GL Code	Description	Allocator	Mill Long Hauls (UTC)	Non-Regulated

For the Year Ended 7/31/2023

Total Company P&L Recast into Rate Review Rate Codes

1

2 3

14

GL Code	Description	Allocator	Total Allocated
[REDACTED]			
52010	Salaries	DH Haul	80,246
52020	Wages-Regular	DH Haul	343,542
	Long Haul	Long Haul	5,496
52025	Wages-OT	DH Haul	116,781
[REDACTED]			
52036	Other Bonus/Commission - Non-Safety	DH Haul	22,091
52065	Vacation Pay	DH Haul	11,384
52070	Sick Pay	DH Haul	9,561
[REDACTED]			
55020	Wages Regular	CONT Count	50,071
55025	Wages O.T.	CONT Count	3,792
55036	Other Bonus/Commission - Non-Safety	CONT Count	1,450
55065	Vacation Pay	CONT Count	4,416
55070	Sick Pay	CONT Count	1,261
[REDACTED]			
70147	Bldg & Property Maint	CUST	10,093
[REDACTED]			

For the Year Ended 7/31/2023

Total Company P&L Recast into Rate Review Rate Codes

1

2 3

14

GL Code	Description	Allocator	Total Allocated
40861	Processing Fees MRF	MRF	223,323
44166	Cost of Materials - Glass	MRF	16,401
44169	Cost of Materials - Intercompany	RTONS	-
44168	Cost of Materials - Other Recyclables	RTONS	-
70225	Advertising and Promotions	CUST	-
59341	A&L - Current Year Claims	DH Haul	6,992
59342	Prior Year Claims	DH Haul	379,746
70086	Safety and Training	CUST	120
70010	Salaries	CUST	275,531
70037	Termination Pay	CUST	12,500
70020	Wages Regular	BILLED CUST	262,262
70025	Wages OT	BILLED CUST	49,516
70036	Bonuses	BILLED CUST	28,340
70065	Vacation	BILLED CUST	9,269
70070	Sick Leave	BILLED CUST	8,839

For the Year Ended 7/31/2023

Total Company P&L Recast into Rate Review Rate Codes

1

2 3

14

GL Code	Description	Allocator	Total Allocated
70203	Lodging	CUST	47,230
70205	Travel Auto	CUST	7,661
70206	Travel Meals	CUST	10,804
70220	Sponsorships	CUST	-
70230	External Recruiter Fees	CUST	1,200
70231	Recruitment Advertising & Expenses	CUST	10,995
70232	Recruitment Travel Expenses	CUST	-
70255	Other Prof Fees	CUST	90,798
70301	Computer Software	BILLED CUST	43
70303	Software License Fees	BILLED CUST	9,786
70324	Penalties and Violations	CUST	-
70330	Safety Events	CUST	4,363
70335	Miscellaneous	BILLED CUST	-
70336	Coffe Bar	CUST	-
51260	Depreciation Trks	ACT	910,779
54260	Depreciation Cont, DB	ACT	294,712
57260	Depreciation Shop	ACT	275,082
57260.1	Depreciation Service	ACT	17,620
57260.2	Depreciation MRF	ACT	36,928
70260	Depreciation Office	ACT	41,595
70260.1	Depreciation Leasehold	ACT	36,558
91010	Sale of Asset	ACT	49,618
70050	Payroll Taxes	ACT	53,358
41201	Rebate & Rev Sharing	ACT	524,598
43001	Taxes & Pass Thru Fees	REV	344,836

For the Year Ended 7/31/2023

Total Company P&L Recast into Rate Review Rate Codes

1

2 3

14

GL Code	Description	Allocator	Total Allocated
[Redacted Content]			

For the Year Ended 7/31/2023

Total Company P&L Recast into Rate Review Rate Codes

1

2 3

15

GL Code	Description	Allocator	Check
[Redacted Content]			
52010	Salaries	DH Haul	-
52020	Wages-Regular	DH Haul	-
	Long Haul	Long Haul	-
52025	Wages-OT	DH Haul	-
52036	Other Bonus/Commission - Non-Safety	DH Haul	-
52065	Vacation Pay	DH Haul	-
52070	Sick Pay	DH Haul	-
55020	Wages Regular	CONT Count	-
55025	Wages O.T.	CONT Count	-
55036	Other Bonus/Commission - Non-Safety	CONT Count	-
55065	Vacation Pay	CONT Count	-
55070	Sick Pay	CONT Count	-
70147	Bldg & Property Maint	CUST	-

For the Year Ended 7/31/2023

Total Company P&L Recast into Rate Review Rate Codes

1

2 3

15

GL Code	Description	Allocator	Check
40861	Processing Fees MRF	MRF	-
44166	Cost of Materials - Glass	MRF	-
44169	Cost of Materials - Intercompany	RTONS	-
44168	Cost of Materials - Other Recyclables	RTONS	-
70225	Advertising and Promotions	CUST	-
59341	A&L - Current Year Claims	DH Haul	-
59342	Prior Year Claims	DH Haul	-
70086	Safety and Training	CUST	-
70010	Salaries	CUST	-
70037	Termination Pay	CUST	-
70020	Wages Regular	BILLED CUST	-
70025	Wages OT	BILLED CUST	-
70036	Bonuses	BILLED CUST	-
70065	Vacation	BILLED CUST	-
70070	Sick Leave	BILLED CUST	-

For the Year Ended 7/31/2023

Total Company P&L Recast into Rate Review Rate Codes

1

2 3

15

-

GL Code	Description	Allocator	Check
[Redacted Content]			

Staff Accepts			
		-	

Customer Notification:

Residential	15,489	0.66	\$	10,223
Commercial	1,878	0.66	\$	1,239
Roll-off	117	0.66	\$	78
<i>check</i>	-		\$	11,540

Amortize over 24-months \$5,770 (C)

Staff adjusted

Staff Accepts			
----------------------	--	--	--

Staff Accepts			
----------------------	--	--	--



\$	1,900,000.00	Staff removed - See staff calculations
----	--------------	--

Pro Forma Fuel to Open Market



Pro Forma Expert and Legal Fees





usps.com/business/prices.htm



Quick Tools

Send

Receive

Shop

Mailing & Shipping Prices

You can check out the starting prices for many of our domestic and international mailing and shipping options below or visit the Postal Explorer® website to review the full [USPS® Price List](#).

Not sure which mailing service you need? [Compare Our Services](#).

Save with Online Shipping: With the new, [enhanced Click-N-Ship® services](#), domestic shippers get lower Commercial Rates on many services.

Cost of First-Class™

Letter Stamps


[Standard-sized, rectangular envelopes](#)
From **\$0.66**

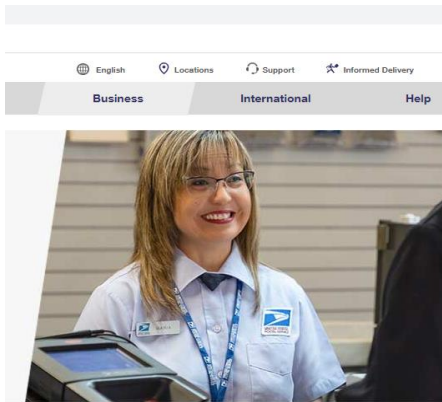
[Square, Oversized, or Unusual Envelopes](#)
From **\$1.06**

Postcard Stamp:

[Standard-sized, rectangular pc](#)
From **\$0.51**







Stamps

s **Global Forever® (International)**
Postcards [Standard-sized, rectangular envelopes](#)
From **\$1.50**

Prepared for Docket
TG-230661

Removing unallowable bonuses; removing relocation costs no longer in effect.

Full Account	Date	Amount USD	Journal Description	Further Description
--------------	------	------------	---------------------	---------------------

For Company
Yakima Waste Systems, Inc.

--	--	--	--	--

By
Benjamin Sharbono


Removing costs for relocation of employee who discontinued employment. Removing unallowable bonuses - these are owner expenses that are at management discretion to continue offering, remove, or revise making the amount that should be in rates unknown and unmeasurable.

Removing unusual relocation expenses and costs no longer in effect

Removing Unallowable food and activities unneces

Full Account Date Amount USD Journal Description Further Description

Full Account Date Amount USD



Removing costs for relocation of employee who discontinued employment, with no pay back to the company. The writeoff of the remaining amount of relocation expense is an unusual expense, not normally recurring year to year. Allowing other relocation costs.




Annualizing expenses for relocation of J. Deese and Andrews. Mid-year hires relocation costs were not for complete test year.


70095-2112-000-00 12/31/2022 1,004.85

70095-2112-000-00 12/31/2022 630.94


70095-2112-000-00 12/31/2022 159.27



70095-2112-000-00	5/31/2023	129.13
70095-2112-000-00	6/1/2023	(129.13)
70095-2112-000-00	6/30/2023	129.13



70095-2112-000-00	7/31/2023	195.19
-------------------	-----------	--------



		53,085.29
		-
x		(53,085.29)
x		4,374.54

Removing food and activities that are unnecessary to be borne by owners/shareholders, not rate payers.








ary to provide services.

Journal Description

Further Description

Doc Desc



2022-12 Pcard Activity


PO 02270 - MATT'S TOOLS USA~TERESA SELLE

2022-12 Pcard Activity


PO 02194 - CORNWELL TOOLS~TERESA SELLERS

2022-12 Pcard Activity


PO 02265 - MATT'S TOOLS USA~TERESA SELLE



2023-05 Pcard Accrual	PO 00892 - MATT'S TOOLS USA~TERESA SELLE
2023-05 Pcard Accrual	PO 00892 - MATT'S TOOLS USA~TERESA SELLE
2023-06 Pcard Activity	PO 00892 - MATT'S TOOLS USA~TERESA SELLE



2023-07 US Bank Pcard Accrual	PO 01160 - CORNWELL TOOLS~TERESA SELLERS
-------------------------------	--



Sum
 Allowable
 Staff Adjustment


Tool Allowance for employees, Move to Account 52036

to the operation of solid waste collection services. The costs are not also not considered measurable due to costs being at owner/management descretion. These should be



Removing unnecessary subscriptions and dues


Full Account	Date	Amount USD	Journal Description	Further Description
--------------	------	------------	---------------------	---------------------



Staff removing fees for publications and organizations not necessary ore required for the operation of solid waste collection services.

Miscellaneous adjustments removing unallowable expenses, fines, and unnecessary ac

Doc Desc



Full Account Date Amount USD Journal Description



Penalties paid by the company may not be borne by customers.

Full Account Date Amount USD Journal Description



Non-recurring fee. Per company, the cost was incurred to hire a person through a recru last 5 years per materials provided by company. As this is a rare expense, staff amoritzi

Full Account Date Amount USD Journal Description



Removing due not being necessary for operation of collection services. Additionally, making this

Full Account Date Amount USD Journal Description



Company stated in the transaction record "Reclass unclear credit card transaction". No

Full Account Date Amount USD Journal Description



Chatmeter is a AI-powered reputation management service. Advertising expense is gen yellow pages and 2 newspaper ads per year to advise the public of holiday hours, or hir















activities.

Removing Unallowable bonuses

Full Account Date Amount USD

Further Description	Doc Desc
[Redacted]	[Redacted]

[Redacted]

Further Description	Doc Desc
[Redacted]	[Redacted]

inter due to difficulty in hiring locally. The company did not incur similar expenses in the past over 5 years.

Further Description	Doc Desc
[Redacted]	[Redacted]

, as this is superfluous to operations, management can choose to not allow the activity, which is unmeasurable.


Further Description	Doc Desc
[Redacted]	[Redacted]


at a supportable cost.


Further Description	Doc Desc
[Redacted]	[Redacted]

generally not a necessary expense to providing services. Usually advertising is limited to direct marketing ads.

[Large Redacted Area]









Removing unallowable bonuses for non-safety item management. Bonus programs also include caveat t

Allowing signing bonuses to allow company to attra

Removing Tooty Bonuses to enhance customer serv
to show benefits to customers through metrics, whi

Allowing tool allowances as employees are providin
does not provide all tools, there is an allowance to r

Removing Unallowable travel expenses.

Journal Description

Further Description

Full Account

Date

Amount USD

51.95

Full Account

Date

Amount USD

Full Account

Date

Amount USD

13.35

13.35

Full Account


Date



Amount USD

Full Account

Date

Amount USD






Full Account	Date	Amount USD
--------------	------	------------

[Redacted Table Content]		
--------------------------	--	--

Full Account Date Amount USD




Removing travel expenses for activities not necessary should be borne by owners/shareholders.

Allowing Blue team travel expenses. Blue team are operational needs on a non-permanent basis.

Allowing Ferry transportation.





is due to lack of supporting documentation showing benefits for customers outside of general statements from that management can change/remove program at will, making costs potentially unmeasurable.

ct qualified and competent drivers and mechanics to operate and maintain collection vehicles.

rice. Staff has requested documentation through data request, email, and verbally during a meeting on 10/13/23 which have not been provided as of 10/16/23.

g their own tools unless they are specialized. This is a standard practice in mechanic industry that if the company mechanics who use their own tools.



Adjusting Overhead to remove indirect costs not allowable directly.


Journal Description	Further Description
Workday Expense Report Dec 22	Jeremy Andrews -Ferry trip for new asl

Journal Description	Further Description


Journal Description	Further Description
2023-03 Pcard Activity	PO 00481 - WSFERRIES-COUCPEVILLE~SEAN RAW
2023-03 Pcard Activity	PO 00482 - WSFERRIES-PORT TOWNSEND~SEAN


Journal Description	Further Description

Journal Description	Further Description




Adjusting Corporate and Regional OH accounts to remove items not allowable indirectly.





Journal Description


Further Description






Journal Description

Further Description





ry for operation of regulated services. These costs are for the convenience of the company and employees temporarily assigned to division other than their normal operation to fulfill





Removing severance pay

Full Account	Date	Amount USD	Journal Description	Further Description
--------------	------	------------	---------------------	---------------------





Severance pay is not allowable in rates due to being non-recurring costs. This is a shareholder expense.


ed directly. These costs are


Adjusting to remove gift card expenses.


Full Account	Date	Amount USD	Journal Description	Further Description
--------------	------	------------	---------------------	---------------------




















Removing gift card taxes. Gift cards are not allowable due to being considered unknown and unmeasurable as they can be used by anyone or held instead of being granted out.




Account Account Name



Per data provided by the company, the co
employees. Staff adjusted payroll inform
hours was derived from company provide
from company data for the current year.
pay in the calculations, only using hours v





Removing extraordinary insurance events. Averaging over 5 years.

Overtime
Pay

Full Account	Date	Amount USD	Journal Description
[Redacted]			

Full Account	Date	Amount USD	Journal Description
[Redacted]			

Full Account	Date	Amount USD	Journal Description
[Redacted]			

After review and consideration, staff cannot support the inclusion of collisions in rates. These ex

After reasonable consideration, staff cannot support the inclusion of commissions in rates. These expenses are not directly related to the operations of the company based on historical account data. This treatment is in line with WAC 83.05.010. Adjustments should be made to eliminate extraordinary items recorded during the test year.














Revising amortization of transfer station costs incurred

Exh. JW-7R
Notification costs over 3 year

Further Description



Account Acct. Name Amount




Staff amortizing the expense incurred for engineering plans for a transfer station project that was discontinued. Staff amortized the cost over 7 years due to the unusual nature of the activity and the duration since the last rate case.

Service Line	Customer Count
Residential	15,489
Commercial	1,878
Roll-off	117

Staff adjusting collection period years. The company has state during the rate case.

Further Description



ences are unusual outliers to the normal


ences are unusual outliers to the normal
80-07-520(4)(i), which states adjustments

Designated Information is Confidential Per Protective Order in UTC Docket TG-230778

Exh. JW-7R














s, not 2


Mailing	
cost	Total Cost
0.66	10,223
0.66	1,239
0.66	78
	<u>11,540</u>
	3,847 Amortize over 3 years
	5,770 Company Adjustment
x	<u>(1,923) Staff revised adjustment</u>


od of customer notification costs from 2 years to 3
d several times it plans on a 3 year filing cycling














Customer counts were taken from the filing in TG-230778 currently under audit. - Brian Vandenburg 12.07.2023

22	20RW1	1-20 GAL CART WEEKLY SVC	7	4.33	380	20	7,594	5,747
22	32RE1	1-32 GAL CAN-EOW SVC	1	2.17	26	34	884	669
22	35RW1	1-35 GAL CART WEEKLY SVC	1,503	4.33	78,176	37	2,892,522	2,189,125
22	60RW1	1-60 GAL CART WEEKLY SVC	3,494	4.33	181,697	47	8,539,770	6,463,085
22	60RW2	2-60 GAL CARTS WEEKLY SVC	15	8.67	1,601	47	75,255	56,954
22	35RE1	1-35 GAL CART EOW SVC	1,045	2.17	27,178	37	1,005,568	761,036
22	60RE1	1-60GAL CART EOW SVC	2,603	2.17	67,676	47	3,180,768	2,407,275
22	60RE2	2-60 GAL CARTS EOW SVC	3	4.33	160	47	7,536	5,703
22	35RM1	1-35 GAL MONTHLY	139	1.00	1,673	37	61,901	46,848
22	60RM1	1-60 GAL CART MONTHLY SVC	165	1.00	1,974	47	92,778	70,216
22	96RW1	1-96 GAL CART WEEKLY SVC	1,245	4.33	64,755	68	4,403,341	3,332,545
22	96RE1	1-96 GAL EOW	747	2.17	19,434	68	1,321,524	1,000,158
22	96RM1	1-96 GAL MONTHLY	36	1.00	430	68	29,240	22,129
22A	SP35-RES	SPECIAL PICKUP 35GL RES	8	1.00	90	37	3,330	2,520
22A	SP60-RES	SPECIAL PICKUP 60GL RES	25	1.00	299	47	14,053	10,636
22A	SP96-RES	SPECIAL PICKUP 96GL RES	11	1.00	131	68	8,908	6,742
22A	EXTRAR	EXTRA CAN/BAGS	217	1.00	2,605	34	88,570	67,032
16A	OFOWR	OVERFILL/OVERWEIGHT CHG	82	1.00	982	34	33,388	25,269
35A	F1YD1W	1YD CONT 1X WEEKLY	139.50	4.33	7,254	175	1,269,450	960,748
35A	R1YD1W	1YD CONT 1xWEEKLY SVC	0.13	4.33	7	175	1,138	861
35A	F1.5YD1W	1.5YD CONT 1X WEEKLY	50.92	4.33	2,648	250	661,916	500,953
35A	F1.5YD2W	1.5YD CONT 2X WEEKLY	0.81	8.67	84	250	21,125	15,988
35A	F2YD1W	2YD CONT 1X WEEKLY	100.19	4.33	5,210	324	1,687,956	1,277,482
35A	R2YD1W	2YD CONT 1xWEEKLY SVC	1.45	4.33	75	324	24,429	18,489
	F2YD2W	2YD CONT 2X WEEKLY	1.00	8.67	104	324	33,696	25,502
35A	F3YD1W	3YD CONT 1X WEEKLY SVC	50.90	4.33	2,647	473	1,252,016	947,554
35A	F3YD2W	3YD CONT 2X WEEKLY SVC	0.30	8.67	31	473	14,758	11,169
35A	F4YD1W	4YD CONT 1X WEEKLY SVC	62.00	4.33	3,224	613	1,976,312	1,495,716
35A	F4YD2W	4YD CONT 2XWEEKLY SVC	1.42	8.67	147	613	90,315	68,353
35A	R6YD1W	6YD CONT 1XWEEKLY SVC	0.91	4.33	47	840	39,585	29,959
35A	F6YD1W	6YD CONT 1X WEEKLY SVC	46.32	4.33	2,408	840	2,023,074	1,531,107
35A	F6YD2W	6YD CONT 2XWEEKLY SVC	1.56	8.67	162	840	136,500	103,306
35A	F8YD1W	8YD CONT 1X WEEKLY	7.23	4.33	376	980	368,398	278,812
35A	R1YDEOW	1YD CONT EOW SVC	1.86	2.17	48	175	8,480	6,417
35A	F1YDEOW	1YD CONT EVERY OTHER WK	200.33	2.17	5,209	175	911,516	689,855
35A	F1.5YDEOW	1.5YD CONT EVERY OTHER WK	64.00	2.17	1,664	250	415,999	314,837
35A & 36A	R2YDEOW	2YD CONT EOW SVC	0.50	2.17	13	324	4,212	3,188
35A & 36A	F2YDEOW	2YD CONT EVERY OTHER WK	77.00	2.17	2,002	324	648,648	490,911
35A & 36A	F3YDEOW	3YD CONT EOW SVC	23.08	2.17	600	473	283,879	214,846
35A & 36A	F4YDEOW	4YD CONT EOW SVC	20.62	2.17	536	613	328,721	248,783
35A & 36A	R4YDEOW	4YD CONT EOW SVC	1.00	2.17	26	613	15,938	12,062
35A & 36A	F6YDEOW	6YD CONT EVERY OTHER WK	7.46	2.17	194	840	162,890	123,279
35A & 36A	F8YDEOW	8YD CONT EVERY OTHER WEEK	0.29	2.17	8	980	7,432	5,624
35A	F1YD1M	1YD CONT 1X MONTH SVC	19.42	1.00	233	175	40,775	30,859
35A	F1.5YD1M	1.5YD CONT 1X MONTH SVC	9.33	1.00	112	250	28,000	21,191
35A	F2YD1M	2YD CONT 1X MONTH SVC	29.08	1.00	349	324	113,076	85,578
35A	R2YD1M	2YD CONT 1X MONTH SVC	1.55	1.00	19	324	6,009	4,548
35A	F3YD1M	3YD CONT 1X MONTH SVC	7.83	1.00	94	473	44,462	33,650

ercial

Customer counts were taken from the filing in TG-230778 currently under audit. - Brian Vandenburg 12.07.2023

Commt	35A	F4YD1M	4YD CONT 1X MONTH SVC	12.92	1.00	155	613	95,015	71,909
	35A	F6YD1M	6YD CONT 1X MONTH SVC	3.75	1.00	45	840	37,800	28,608
	35A	SP1-COM	SPECIAL PICKUP 1YD	4.00	1.00	48	175	8,400	6,357
	35A	F1YDEX	1YD CONT EXTRA P/U	1.00	1.00	12	175	2,100	1,589
	35A	R1YDEX	1YD CONTAINER EXTRA PU	1.00	1.00	12	175	2,100	1,589
	35A	F1YDTPU	1YD TEMP CONT PU	2.56	1.00	31	175	5,367	4,062
	35A	F1.5YDEX	1.5YD CONT EXTRA P/U	1.00	1.00	12	250	3,000	2,270
	35A	R1.5YDEX	1.5YD CONTAINER EXTRA PU	1.00	1.00	12	250	3,000	2,270
	35A	F1.5YDTPU	1.5YD TEMP CONT PU	1.71	1.00	21	250	5,143	3,892
	35A	F2YDEX	2YD CONT EXTRA P/U	1.75	1.00	21	324	6,804	5,149
	35A	F2YDEXCO	CUST OWN 2YD EXTRA PU	1.00	1.00	12	324	3,888	2,943
	35A	R2YDEX	2YD CONTAINER EXTRA PU	1.33	1.00	16	324	5,184	3,923
	35A	F2YDTPU	2YD TEMP CONT PU	5.55	1.00	67	324	21,561	16,318
	35A	R2YDTPU	2YD TEMP CONTAINER PU	1.67	1.00	20	324	6,480	4,904
	35A	F3YDEX	3YD CONTAINER EXTRA PU	1.00	1.00	12	473	5,676	4,296
	35A	SP3-COM	SPECIAL PICKUP 3YD	1.13	1.00	14	473	6,386	4,833
	35A	F4YDEX	4YD CONTAINER EXTRA PU	2.00	1.00	24	613	14,712	11,134
	35A	SP4-COM	SPECIAL PICKUP 4YD	1.57	1.00	24	613	14,712	7,458
	35A	R4YDEX	4YD CONTAINER EXTRA PU	1.67	1.00	20	613	12,260	9,279
	35A	F6YDEX	6YD CONTAINER EXTRA PU	2.00	1.00	24	840	20,160	15,258
	35A	R6YDEX	6 YARD EXTRA	1.50	1.00	18	840	15,120	11,443
	35A	SP6-COM	SPECIAL PICKUP 6YD	1.20	1.00	14	840	12,096	9,155
		F3TC-COM	3 YD TEMP CONT PICKUP	17.03	1.00	204	473	96,681	73,170
	38	FCP4YD1W	4 YD COMPACTOR 1X WK	1.01	1.00	12	1,686	20,519	15,529
		F4TC-COM	4 YD TEMP CONT PICKUP	15.03	1.00	180	613	110,544	83,662
	36A	32CW1	1-32 GAL CAN WEEKLY SVC	1.00	4.33	52	34	1,768	1,338
	36A	CXYD	CMML EXTRA YARDAGE	8.50	1.00	102	125	12,750	9,649
	35 5A	35CW1	1-35 GAL CAN WEEKLY SVC	11.00	4.33	572	37	21,164	16,017
	35 5A	60CW1	1-60 GAL CART CMML WKLY	33.60	4.33	1,747	47	82,129	62,157
		60CW2	2-60 GAL CAN WEEKLY SVC	1.00	8.67	104	47	4,888	3,699
	35 5A	96CW1	1-96 GL CART WEEKLY SVC	33.13	8.67	3,445	68	234,267	177,298
	36 5A	CEX	EXTRA CANS	4.00	1.00	48	34	1,632	1,235
			Totals	12,453		491,899		35,280,937	26,697,711

Customer counts were taken from the filing in TG-230778 currently under audit. - I

			Increase		Tariff Rate Increase	Company Current Tariff			
22	20RW1	1-20 GAL CART WEEKLY SVC	\$ 144.92	\$ 148.27	\$ 1.69	\$ 16.81	\$ 18.50	\$ 18.50	
22	32RE1	1-32 GAL CAN-EOW SVC	\$ 16.87	\$ 17.26	\$ 1.44	\$ 12.68	\$ 14.12	\$ 14.12	
22	35RW1	1-35 GAL CART WEEKLY SVC	\$ 55,198.77	\$ 56,475.11	\$ 3.13	\$ 24.35	\$ 27.48	\$ 27.48	
22	60RW1	1-60 GAL CART WEEKLY SVC	\$ 162,966.69	\$ 166,734.90	\$ 3.98	\$ 31.75	\$ 35.73	\$ 35.73	
22	60RW2	2-60 GAL CARTS WEEKLY SVC	\$ 1,436.11	\$ 1,469.31	\$ 7.95	\$ 63.50	\$ 71.45	\$ 71.45	
22	35RE1	1-35 GAL CART EOW SVC	\$ 19,189.53	\$ 19,633.24	\$ 1.57	\$ 14.05	\$ 15.62	\$ 15.62	
22	60RE1	1-60GAL CART EOW SVC	\$ 60,699.43	\$ 62,102.96	\$ 1.99	\$ 18.19	\$ 20.18	\$ 20.18	
22	60RE2	2-60 GAL CARTS EOW SVC	\$ 143.81	\$ 147.13	\$ 3.98	\$ 36.38	\$ 40.36	\$ 40.36	
22	35RM1	1-35 GAL MONTHLY	\$ 1,181.27	\$ 1,208.59	\$ 0.72	\$ 8.60	\$ 9.32	\$ 9.32	
22	60RM1	1-60 GAL CART MONTHLY SVC	\$ 1,770.51	\$ 1,811.45	\$ 0.92	\$ 12.33	\$ 13.25	\$ 13.25	
22	96RW1	1-96 GAL CART WEEKLY SVC	\$ 84,030.13	\$ 85,973.12	\$ 5.75	\$ 41.30	\$ 47.05	\$ 47.05	
22	96RE1	1-96 GAL EOW	\$ 25,218.99	\$ 25,802.12	\$ 2.88	\$ 23.64	\$ 26.52	\$ 26.52	
22	96RM1	1-96 GAL MONTHLY	\$ 557.99	\$ 570.90	\$ 1.33	\$ 15.94	\$ 17.27	\$ 17.27	
22A	SP35-RES	SPECIAL PICKUP 35GL RES	\$ 63.55	\$ 65.02	\$ 0.72	\$ 6.96	\$ 7.68	\$ 7.68	
22A	SP60-RES	SPECIAL PICKUP 60GL RES	\$ 268.18	\$ 274.38	\$ 0.92	\$ 6.96	\$ 7.88	\$ 7.88	
22A	SP96-RES	SPECIAL PICKUP 96GL RES	\$ 169.99	\$ 173.92	\$ 1.33	\$ 6.96	\$ 8.29	\$ 8.29	
22A	EXTRAR	EXTRA CAN/BAGS	\$ 1,690.20	\$ 1,729.29	\$ 0.66	\$ 6.96	\$ 7.62	\$ 7.62	
16A	OFOWR	OVERFILL/OVERWEIGHT CHG	\$ 637.15	\$ 651.88	\$ 0.66	\$ 6.53	\$ 7.19	\$ 7.19	
35A	F1YD1W	1YD CONT 1X WEEKLY	\$ 24,225.25	\$ 24,785.40	\$ 3.42	\$ 21.69	\$ 25.11	\$ 25.11	
35A	R1YD1W	1YD CONT 1xWEEKLY SVC	\$ 21.71	\$ 22.21	\$ 3.42	\$ 21.69	\$ 25.11	\$ 25.11	
35A	F1.5YD1W	1.5YD CONT 1X WEEKLY	\$ 12,631.52	\$ 12,923.59	\$ 4.88	\$ 31.00	\$ 35.88	\$ 35.88	
35A	F1.5YD2W	1.5YD CONT 2X WEEKLY	\$ 403.13	\$ 412.45	\$ 4.88	\$ 31.00	\$ 35.88	\$ 35.88	
35A	F2YD1W	2YD CONT 1X WEEKLY	\$ 32,211.71	\$ 32,956.53	\$ 6.33	\$ 42.82	\$ 49.15	\$ 49.15	
35A	R2YD1W	2YD CONT 1xWEEKLY SVC	\$ 466.19	\$ 476.97	\$ 6.33	\$ 42.82	\$ 49.15	\$ 49.15	
35A	F2YD2W	2YD CONT 2X WEEKLY	\$ 643.03	\$ 657.90	\$ 6.33	\$ 42.82	\$ 49.15	\$ 49.15	
35A	F3YD1W	3YD CONT 1X WEEKLY SVC	\$ 23,892.56	\$ 24,445.02	\$ 9.24	\$ 56.85	\$ 66.09	\$ 66.09	
35A	F3YD2W	3YD CONT 2X WEEKLY SVC	\$ 281.62	\$ 288.14	\$ 9.24	\$ 56.85	\$ 66.09	\$ 66.09	
35A	F4YD1W	4YD CONT 1X WEEKLY SVC	\$ 37,714.49	\$ 38,586.54	\$ 11.97	\$ 77.71	\$ 89.68	\$ 89.68	
35A	F4YD2W	4YD CONT 2XWEEKLY SVC	\$ 1,723.51	\$ 1,763.36	\$ 11.97	\$ 77.71	\$ 89.68	\$ 89.68	
35A	R6YD1W	6YD CONT 1XWEEKLY SVC	\$ 755.41	\$ 772.88	\$ 16.40	\$ 108.65	\$ 125.05	\$ 125.05	
35A	F6YD1W	6YD CONT 1X WEEKLY SVC	\$ 38,606.86	\$ 39,499.55	\$ 16.40	\$ 108.65	\$ 125.05	\$ 125.05	
35A	F6YD2W	6YD CONT 2XWEEKLY SVC	\$ 2,604.86	\$ 2,665.09	\$ 16.40	\$ 108.65	\$ 125.05	\$ 125.05	
35A	F8YD1W	8YD CONT 1X WEEKLY	\$ 7,030.24	\$ 7,192.80	\$ 19.13	\$ 145.79	\$ 164.92	\$ 164.92	
35A	R1YDEOW	1YD CONT EOW SVC	\$ 161.82	\$ 165.56	\$ 3.42	\$ 21.69	\$ 25.11	\$ 25.11	
35A	F1YDEOW	1YD CONT EVERY OTHER WK	\$ 17,394.70	\$ 17,796.91	\$ 3.42	\$ 21.69	\$ 25.11	\$ 25.11	
35A	F1.5YDEOW	1.5YD CONT EVERY OTHER WK	\$ 7,938.62	\$ 8,122.18	\$ 4.88	\$ 31.00	\$ 35.88	\$ 35.88	
35A & 36A	R2YDEOW	2YD CONT EOW SVC	\$ 80.38	\$ 82.24	\$ 6.33	\$ 42.82	\$ 49.15	\$ 49.15	
35A & 36A	F2YDEOW	2YD CONT EVERY OTHER WK	\$ 12,378.32	\$ 12,664.54	\$ 6.33	\$ 42.82	\$ 49.15	\$ 49.15	
35A & 36A	F3YDEOW	3YD CONT EOW SVC	\$ 5,417.34	\$ 5,542.60	\$ 9.24	\$ 56.85	\$ 66.09	\$ 66.09	
35A & 36A	F4YDEOW	4YD CONT EOW SVC	\$ 6,273.07	\$ 6,418.12	\$ 11.97	\$ 77.71	\$ 89.68	\$ 89.68	
35A & 36A	R4YDEOW	4YD CONT EOW SVC	\$ 304.15	\$ 311.18	\$ 11.97	\$ 77.71	\$ 89.68	\$ 89.68	
35A & 36A	F6YDEOW	6YD CONT EVERY OTHER WK	\$ 3,108.47	\$ 3,180.34	\$ 16.40	\$ 108.65	\$ 125.05	\$ 125.05	
35A & 36A	F8YDEOW	8YD CONT EVERY OTHER WEEK	\$ 141.82	\$ 145.10	\$ 19.13	\$ 145.79	\$ 164.92	\$ 164.92	
35A	F1YD1M	1YD CONT 1X MONTH SVC	\$ 778.12	\$ 796.11	\$ 3.42	\$ 21.69	\$ 25.11	\$ 25.11	
35A	F1.5YD1M	1.5YD CONT 1X MONTH SVC	\$ 534.33	\$ 546.69	\$ 4.88	\$ 31.00	\$ 35.88	\$ 35.88	
35A	F2YD1M	2YD CONT 1X MONTH SVC	\$ 2,157.86	\$ 2,207.75	\$ 6.33	\$ 42.82	\$ 49.15	\$ 49.15	
35A	R2YD1M	2YD CONT 1X MONTH SVC	\$ 114.67	\$ 117.32	\$ 6.33	\$ 42.82	\$ 49.15	\$ 49.15	
35A	F3YD1M	3YD CONT 1X MONTH SVC	\$ 848.48	\$ 868.10	\$ 9.24	\$ 56.85	\$ 66.09	\$ 66.09	

Commercial

Customer counts were taken from the filing in TG-230778 currently under audit. - I

				Increase		Tariff Rate Increase	Company Current Tariff			
Commt	35A	F4YD1M	4YD CONT 1X MONTH SVC	\$ 1,813.20	\$ 1,855.12	\$ 11.97	\$ 77.71	\$ 89.68	\$ 89.68	
	35A	F6YD1M	6YD CONT 1X MONTH SVC	\$ 721.35	\$ 738.03	\$ 16.40	\$ 108.65	\$ 125.05	\$ 125.05	
	35A	SP1-COM	SPECIAL PICKUP 1YD	\$ 160.30	\$ 164.01	\$ 3.42	\$ 24.69	\$ 28.11	\$ 28.11	
	35A	F1YDEX	1YD CONT EXTRA P/U	\$ 40.07	\$ 41.00	\$ 3.42	\$ 24.69	\$ 28.11	\$ 28.11	
	35A	R1YDEX	1YD CONTAINER EXTRA PU	\$ 40.07	\$ 41.00	\$ 3.42	\$ 24.69	\$ 28.11	\$ 28.11	
	35A	F1YDTPU	1YD TEMP CONT PU	\$ 102.41	\$ 104.78	\$ 3.42	\$ 26.71	\$ 30.13	\$ 30.13	
	35A	F1.5YDEX	1.5YD CONT EXTRA P/U	\$ 57.25	\$ 58.57	\$ 4.88	\$ 34.00	\$ 38.88	\$ 38.88	
	35A	R1.5YDEX	1.5YD CONTAINER EXTRA PU	\$ 57.25	\$ 58.57	\$ 4.88	\$ 34.00	\$ 38.88	\$ 38.88	
	35A	F1.5YDTPU	1.5YD TEMP CONT PU	\$ 98.14	\$ 100.41	\$ 4.88	\$ 31.00	\$ 35.88	\$ 35.88	
	35A	F2YDEX	2YD CONT EXTRA P/U	\$ 129.84	\$ 132.84	\$ 6.33	\$ 45.82	\$ 52.15	\$ 52.15	
	35A	F2YDEXCO	CUST OWN 2YD EXTRA PU	\$ 74.20	\$ 75.91	\$ 6.33	\$ 45.82	\$ 52.15	\$ 52.15	
	35A	R2YDEX	2YD CONTAINER EXTRA PU	\$ 98.93	\$ 101.22	\$ 6.33	\$ 45.82	\$ 52.15	\$ 52.15	
	35A	F2YDTPU	2YD TEMP CONT PU	\$ 411.45	\$ 420.96	\$ 6.33	\$ 40.36	\$ 46.69	\$ 46.69	
	35A	R2YDTPU	2YD TEMP CONTAINER PU	\$ 123.66	\$ 126.52	\$ 6.33	\$ 40.36	\$ 46.69	\$ 46.69	
	35A	F3YDEX	3YD CONTAINER EXTRA PU	\$ 108.32	\$ 110.82	\$ 9.24	\$ 59.85	\$ 69.09	\$ 69.09	
	35A	SP3-COM	SPECIAL PICKUP 3YD	\$ 121.86	\$ 124.67	\$ 9.24	\$ 59.85	\$ 69.09	\$ 69.09	
	35A	F4YDEX	4YD CONTAINER EXTRA PU	\$ 280.75	\$ 287.24	\$ 11.97	\$ 80.71	\$ 92.68	\$ 92.68	
	35A	SP4-COM	SPECIAL PICKUP 4YD	\$ (11.86)	\$ (12.10)	\$ (0.50)	\$ 80.71	\$ 80.21	\$ 80.21	
	35A	R4YDEX	4YD CONTAINER EXTRA PU	\$ 233.96	\$ 239.37	\$ 11.97	\$ 80.71	\$ 92.68	\$ 92.68	
	35A	F6YDEX	6YD CONTAINER EXTRA PU	\$ 384.72	\$ 393.61	\$ 16.40	\$ 111.65	\$ 128.05	\$ 128.05	
	35A	R6YDEX	6 YARD EXTRA	\$ 288.54	\$ 295.21	\$ 16.40	\$ 111.65	\$ 128.05	\$ 128.05	
	35A	SP6-COM	SPECIAL PICKUP 6YD	\$ 230.83	\$ 236.17	\$ 16.40	\$ 111.65	\$ 128.05	\$ 128.05	
		F3TC-COM	3 YD TEMP CONT PICKUP	\$ 1,844.99	\$ 1,887.65	\$ 9.24	\$ 56.85	\$ 66.09	\$ 66.09	
	38	FCP4YD1W	4 YD COMPACTOR 1X WK	\$ 391.56	\$ 400.62	\$ 32.92	\$ 160.01	\$ 192.93	\$ 192.93	
		F4TC-COM	4 YD TEMP CONT PICKUP	\$ 2,109.55	\$ 2,158.33	\$ 11.97	\$ 77.71	\$ 89.68	\$ 89.68	
	36A	32CW1	1-32 GAL CAN WEEKLY SVC	\$ 33.74	\$ 34.52	\$ 0.66	\$ 5.31	\$ 5.97	\$ 5.97	
	36A	CXYD	CMML EXTRA YARDAGE	\$ 243.31	\$ 248.94	\$ 2.44	\$ 28.44	\$ 30.88	\$ 30.88	
	35 5A	35CW1	1-35 GAL CAN WEEKLY SVC	\$ 403.88	\$ 413.22	\$ 0.72	\$ 6.00	\$ 6.72	\$ 6.72	
	35 5A	60CW1	1-60 GAL CART CMML WKLY	\$ 1,567.28	\$ 1,603.52	\$ 0.92	\$ 7.67	\$ 8.59	\$ 8.59	
		60CW2	2-60 GAL CAN WEEKLY SVC	\$ 93.28	\$ 95.44	\$ 0.92	\$ 15.34	\$ 17.18	\$ 17.18	
	35 5A	96CW1	1-96 GL CART WEEKLY SVC	\$ 4,470.58	\$ 4,573.95	\$ 1.33	\$ 9.97	\$ 11.30	\$ 11.30	
	36 5A	CEX	EXTRA CANS	\$ 31.14	\$ 31.86	\$ 0.66	\$ 6.51	\$ 7.17	\$ 7.17	
	Totals				672,983	688,544				

Customer counts were taken from the filing in TG-230778 currently under audit. - I

22	20RW1	1-20 GAL CART WEEKLY SVC	\$ 1,472.96	\$ 1,621.23	\$ 148.27	\$ 1,621.23
22	32RE1	1-32 GAL CAN-EOW SVC	\$ 152.16	\$ 169.42	\$ 17.26	\$ 169.42
22	35RW1	1-35 GAL CART WEEKLY SVC	\$ 439,290.57	\$ 495,765.68	\$ 56,475.11	\$ 495,765.68
22	60RW1	1-60 GAL CART WEEKLY SVC	\$ 1,331,281.58	\$ 1,498,016.48	\$ 166,734.90	\$ 1,498,016.48
22	60RW2	2-60 GAL CARTS WEEKLY SVC	\$ 11,731.62	\$ 13,200.93	\$ 1,469.31	\$ 13,200.93
22	35RE1	1-35 GAL CART EOW SVC	\$ 176,235.80	\$ 195,869.04	\$ 19,633.24	\$ 195,869.04
22	60RE1	1-60GAL CART EOW SVC	\$ 568,165.26	\$ 630,268.22	\$ 62,102.96	\$ 630,268.22
22	60RE2	2-60 GAL CARTS EOW SVC	\$ 1,346.06	\$ 1,493.19	\$ 147.13	\$ 1,493.19
22	35RM1	1-35 GAL MONTHLY	\$ 14,387.80	\$ 15,596.39	\$ 1,208.59	\$ 15,596.39
22	60RM1	1-60 GAL CART MONTHLY SVC	\$ 24,339.42	\$ 26,150.87	\$ 1,811.45	\$ 26,150.87
22	96RW1	1-96 GAL CART WEEKLY SVC	\$ 617,165.09	\$ 703,138.21	\$ 85,973.12	\$ 703,138.21
22	96RE1	1-96 GAL EOW	\$ 212,041.79	\$ 237,843.91	\$ 25,802.12	\$ 237,843.91
22	96RM1	1-96 GAL MONTHLY	\$ 6,854.20	\$ 7,425.10	\$ 570.90	\$ 7,425.10
22A	SP35-RES	SPECIAL PICKUP 35GL RES	\$ 626.40	\$ 691.42	\$ 65.02	\$ 691.42
22A	SP60-RES	SPECIAL PICKUP 60GL RES	\$ 2,081.04	\$ 2,355.42	\$ 274.38	\$ 2,355.42
22A	SP96-RES	SPECIAL PICKUP 96GL RES	\$ 911.76	\$ 1,085.68	\$ 173.92	\$ 1,085.68
22A	EXTRAR	EXTRA CAN/BAGS	\$ 18,130.80	\$ 19,860.09	\$ 1,729.29	\$ 19,860.09
16A	OFOWR	OVERFILL/OVERWEIGHT CHG	\$ 6,412.46	\$ 7,064.34	\$ 651.88	\$ 7,064.34
35A	F1YD1W	1YD CONT 1X WEEKLY	\$ 157,339.26	\$ 182,124.66	\$ 24,785.40	\$ 182,124.66
35A	R1YD1W	1YD CONT 1xWEEKLY SVC	\$ 140.99	\$ 163.19	\$ 22.21	\$ 163.19
35A	F1.5YD1W	1.5YD CONT 1X WEEKLY	\$ 82,077.59	\$ 95,001.18	\$ 12,923.59	\$ 95,001.18
35A	F1.5YD2W	1.5YD CONT 2X WEEKLY	\$ 2,619.45	\$ 3,031.90	\$ 412.45	\$ 3,031.90
35A	F2YD1W	2YD CONT 1X WEEKLY	\$ 223,081.07	\$ 256,037.60	\$ 32,956.53	\$ 256,037.60
35A	R2YD1W	2YD CONT 1xWEEKLY SVC	\$ 3,228.57	\$ 3,705.54	\$ 476.97	\$ 3,705.54
	F2YD2W	2YD CONT 2X WEEKLY	\$ 4,453.28	\$ 5,111.18	\$ 657.90	\$ 5,111.18
35A	F3YD1W	3YD CONT 1X WEEKLY SVC	\$ 150,480.20	\$ 174,925.22	\$ 24,445.02	\$ 174,925.22
35A	F3YD2W	3YD CONT 2X WEEKLY SVC	\$ 1,773.72	\$ 2,061.86	\$ 288.14	\$ 2,061.86
35A	F4YD1W	4YD CONT 1X WEEKLY SVC	\$ 250,537.04	\$ 289,123.58	\$ 38,586.54	\$ 289,123.58
35A	F4YD2W	4YD CONT 2XWEEKLY SVC	\$ 11,449.26	\$ 13,212.63	\$ 1,763.36	\$ 13,212.63
35A	R6YD1W	6YD CONT 1XWEEKLY SVC	\$ 5,120.13	\$ 5,893.01	\$ 772.88	\$ 5,893.01
35A	F6YD1W	6YD CONT 1X WEEKLY SVC	\$ 261,675.00	\$ 301,174.55	\$ 39,499.55	\$ 301,174.55
35A	F6YD2W	6YD CONT 2XWEEKLY SVC	\$ 17,655.60	\$ 20,320.70	\$ 2,665.09	\$ 20,320.70
35A	F8YD1W	8YD CONT 1X WEEKLY	\$ 54,804.87	\$ 61,997.67	\$ 7,192.80	\$ 61,997.67
35A	R1YDEOW	1YD CONT EOW SVC	\$ 1,050.97	\$ 1,216.53	\$ 165.56	\$ 1,216.53
35A	F1YDEOW	1YD CONT EVERY OTHER WK	\$ 112,975.87	\$ 130,772.78	\$ 17,796.91	\$ 130,772.78
35A	F1.5YDEOW	1.5YD CONT EVERY OTHER WK	\$ 51,583.90	\$ 59,706.08	\$ 8,122.18	\$ 59,706.08
35A & 36A	R2YDEOW	2YD CONT EOW SVC	\$ 556.66	\$ 638.90	\$ 82.24	\$ 638.90
35A & 36A	F2YDEOW	2YD CONT EVERY OTHER WK	\$ 85,725.64	\$ 98,390.18	\$ 12,664.54	\$ 98,390.18
35A & 36A	F3YDEOW	3YD CONT EOW SVC	\$ 34,119.48	\$ 39,662.07	\$ 5,542.60	\$ 39,662.07
35A & 36A	F4YDEOW	4YD CONT EOW SVC	\$ 41,671.97	\$ 48,090.09	\$ 6,418.12	\$ 48,090.09
35A & 36A	R4YDEOW	4YD CONT EOW SVC	\$ 2,020.46	\$ 2,331.64	\$ 311.18	\$ 2,331.64
35A & 36A	F6YDEOW	6YD CONT EVERY OTHER WK	\$ 21,069.01	\$ 24,249.35	\$ 3,180.34	\$ 24,249.35
35A & 36A	F8YDEOW	8YD CONT EVERY OTHER WEEK	\$ 1,105.57	\$ 1,250.67	\$ 145.10	\$ 1,250.67
35A	F1YD1M	1YD CONT 1X MONTH SVC	\$ 5,053.77	\$ 5,849.88	\$ 796.11	\$ 5,849.88
35A	F1.5YD1M	1.5YD CONT 1X MONTH SVC	\$ 3,472.00	\$ 4,018.69	\$ 546.69	\$ 4,018.69
35A	F2YD1M	2YD CONT 1X MONTH SVC	\$ 14,944.18	\$ 17,151.93	\$ 2,207.75	\$ 17,151.93
35A	R2YD1M	2YD CONT 1X MONTH SVC	\$ 794.12	\$ 911.43	\$ 117.32	\$ 911.43
35A	F3YD1M	3YD CONT 1X MONTH SVC	\$ 5,343.90	\$ 6,212.00	\$ 868.10	\$ 6,212.00

ercial

Customer counts were taken from the filing in TG-230778 currently under audit. - I

Commt	35A	F4YD1M	4YD CONT 1X MONTH SVC	\$	12,045.05	\$	13,900.17	\$	1,855.12	\$	13,900.17
	35A	F6YD1M	6YD CONT 1X MONTH SVC	\$	4,889.25	\$	5,627.28	\$	738.03	\$	5,627.28
	35A	SP1-COM	SPECIAL PICKUP 1YD	\$	1,185.12	\$	1,349.13	\$	164.01	\$	1,349.13
	35A	F1YDEX	1YD CONT EXTRA P/U	\$	296.28	\$	337.28	\$	41.00	\$	337.28
	35A	R1YDEX	1YD CONTAINER EXTRA PU	\$	296.28	\$	337.28	\$	41.00	\$	337.28
	35A	F1YDTPU	1YD TEMP CONT PU	\$	819.11	\$	923.89	\$	104.78	\$	923.89
	35A	F1.5YDEX	1.5YD CONT EXTRA P/U	\$	408.00	\$	466.57	\$	58.57	\$	466.57
	35A	R1.5YDEX	1.5YD CONTAINER EXTRA PU	\$	408.00	\$	466.57	\$	58.57	\$	466.57
	35A	F1.5YDTPU	1.5YD TEMP CONT PU	\$	637.71	\$	738.13	\$	100.41	\$	738.13
	35A	F2YDEX	2YD CONT EXTRA P/U	\$	962.22	\$	1,095.06	\$	132.84	\$	1,095.06
	35A	F2YDEXCO	CUST OWN 2YD EXTRA PU	\$	549.84	\$	625.75	\$	75.91	\$	625.75
	35A	R2YDEX	2YD CONTAINER EXTRA PU	\$	733.12	\$	834.34	\$	101.22	\$	834.34
	35A	F2YDTPU	2YD TEMP CONT PU	\$	2,685.77	\$	3,106.74	\$	420.96	\$	3,106.74
	35A	R2YDTPU	2YD TEMP CONTAINER PU	\$	807.20	\$	933.72	\$	126.52	\$	933.72
	35A	F3YDEX	3YD CONTAINER EXTRA PU	\$	718.20	\$	829.02	\$	110.82	\$	829.02
	35A	SP3-COM	SPECIAL PICKUP 3YD	\$	807.98	\$	932.65	\$	124.67	\$	932.65
	35A	F4YDEX	4YD CONTAINER EXTRA PU	\$	1,937.04	\$	2,224.28	\$	287.24	\$	2,224.28
	35A	SP4-COM	SPECIAL PICKUP 4YD	\$	1,937.04	\$	1,924.94	\$	(12.10)	\$	1,924.94
	35A	R4YDEX	4YD CONTAINER EXTRA PU	\$	1,614.20	\$	1,853.57	\$	239.37	\$	1,853.57
	35A	F6YDEX	6YD CONTAINER EXTRA PU	\$	2,679.60	\$	3,073.21	\$	393.61	\$	3,073.21
	35A	R6YDEX	6 YARD EXTRA	\$	2,009.70	\$	2,304.91	\$	295.21	\$	2,304.91
	35A	SP6-COM	SPECIAL PICKUP 6YD	\$	1,607.76	\$	1,843.93	\$	236.17	\$	1,843.93
		F3TC-COM	3 YD TEMP CONT PICKUP	\$	11,620.14	\$	13,507.79	\$	1,887.65	\$	13,507.79
	38	FCP4YD1W	4 YD COMPACTOR 1X WK	\$	1,947.32	\$	2,347.94	\$	400.62	\$	2,347.94
		F4TC-COM	4 YD TEMP CONT PICKUP	\$	14,013.70	\$	16,172.03	\$	2,158.33	\$	16,172.03
	36A	32CW1	1-32 GAL CAN WEEKLY SVC	\$	276.12	\$	310.64	\$	34.52	\$	310.64
	36A	CXYD	CMML EXTRA YARDAGE	\$	2,900.88	\$	3,149.82	\$	248.94	\$	3,149.82
	35 5A	35CW1	1-35 GAL CAN WEEKLY SVC	\$	3,431.99	\$	3,845.21	\$	413.22	\$	3,845.21
	35 5A	60CW1	1-60 GAL CART CMML WKLY	\$	13,402.67	\$	15,006.19	\$	1,603.52	\$	15,006.19
		60CW2	2-60 GAL CAN WEEKLY SVC	\$	797.68	\$	893.12	\$	95.44	\$	893.12
	35 5A	96CW1	1-96 GL CART WEEKLY SVC	\$	17,173.85	\$	19,460.82	\$	2,286.98	\$	19,460.82
	36 5A	CEX	EXTRA CANS	\$	156.24	\$	172.17	\$	15.93	\$	172.17
	Totals			\$	5,146,305.37	\$	5,832,546.47	\$	686,241.10	\$	5,832,546.47

Customer counts were taken from the filing in TG-230778 currently under audit. - I


22	20RW1	1-20 GAL CART WEEKLY SVC	\$	-	\$	18.50	\$	1,621.23	\$	148.27
22	32RE1	1-32 GAL CAN-EOW SVC	\$	-	\$	14.12	\$	169.42	\$	17.26
22	35RW1	1-35 GAL CART WEEKLY SVC	\$	-	\$	27.48	\$	495,765.68	\$	56,475.11
22	60RW1	1-60 GAL CART WEEKLY SVC	\$	-	\$	35.73	\$	1,498,016.48	\$	166,734.90
22	60RW2	2-60 GAL CARTS WEEKLY SVC	\$	-	\$	71.45	\$	13,200.93	\$	1,469.31
22	35RE1	1-35 GAL CART EOW SVC	\$	-	\$	15.62	\$	195,869.04	\$	19,633.24
22	60RE1	1-60GAL CART EOW SVC	\$	-	\$	20.18	\$	630,268.22	\$	62,102.96
22	60RE2	2-60 GAL CARTS EOW SVC	\$	-	\$	40.36	\$	1,493.19	\$	147.13
22	35RM1	1-35 GAL MONTHLY	\$	-	\$	9.32	\$	15,596.39	\$	1,208.59
22	60RM1	1-60 GAL CART MONTHLY SVC	\$	-	\$	13.25	\$	26,150.87	\$	1,811.45
22	96RW1	1-96 GAL CART WEEKLY SVC	\$	-	\$	47.05	\$	703,138.21	\$	85,973.12
22	96RE1	1-96 GAL EOW	\$	-	\$	26.52	\$	237,843.91	\$	25,802.12
22	96RM1	1-96 GAL MONTHLY	\$	-	\$	17.27	\$	7,425.10	\$	570.90
22A	SP35-RES	SPECIAL PICKUP 35GL RES	\$	-	\$	7.68	\$	691.42	\$	65.02
22A	SP60-RES	SPECIAL PICKUP 60GL RES	\$	-	\$	7.88	\$	2,355.42	\$	274.38
22A	SP96-RES	SPECIAL PICKUP 96GL RES	\$	-	\$	8.29	\$	1,085.68	\$	173.92
22A	EXTRAR	EXTRA CAN/BAGS	\$	-	\$	7.62	\$	19,860.09	\$	1,729.29
16A	OFOWR	OVERFILL/OVERWEIGHT CHG	\$	-	\$	7.19	\$	7,064.34	\$	651.88
35A	F1YD1W	1YD CONT 1X WEEKLY	\$	-	\$	25.11	\$	182,124.66	\$	24,785.40
35A	R1YD1W	1YD CONT 1xWEEKLY SVC	\$	-	\$	25.11	\$	163.19	\$	22.21
35A	F1.5YD1W	1.5YD CONT 1X WEEKLY	\$	-	\$	35.88	\$	95,001.18	\$	12,923.59
35A	F1.5YD2W	1.5YD CONT 2X WEEKLY	\$	-	\$	35.88	\$	3,031.90	\$	412.45
35A	F2YD1W	2YD CONT 1X WEEKLY	\$	-	\$	49.15	\$	256,037.60	\$	32,956.53
35A	R2YD1W	2YD CONT 1xWEEKLY SVC	\$	-	\$	49.15	\$	3,705.54	\$	476.97
35A	F2YD2W	2YD CONT 2X WEEKLY	\$	-	\$	49.15	\$	5,111.18	\$	657.90
35A	F3YD1W	3YD CONT 1X WEEKLY SVC	\$	-	\$	66.09	\$	174,925.22	\$	24,445.02
35A	F3YD2W	3YD CONT 2X WEEKLY SVC	\$	-	\$	66.09	\$	2,061.86	\$	288.14
35A	F4YD1W	4YD CONT 1X WEEKLY SVC	\$	-	\$	89.68	\$	289,123.58	\$	38,586.54
35A	F4YD2W	4YD CONT 2XWEEKLY SVC	\$	-	\$	89.68	\$	13,212.63	\$	1,763.36
35A	R6YD1W	6YD CONT 1XWEEKLY SVC	\$	-	\$	125.05	\$	5,893.01	\$	772.88
35A	F6YD1W	6YD CONT 1X WEEKLY SVC	\$	-	\$	125.05	\$	301,174.55	\$	39,499.55
35A	F6YD2W	6YD CONT 2XWEEKLY SVC	\$	-	\$	125.05	\$	20,320.70	\$	2,665.09
35A	F8YD1W	8YD CONT 1X WEEKLY	\$	-	\$	164.92	\$	61,997.67	\$	7,192.80
35A	R1YDEOW	1YD CONT EOW SVC	\$	-	\$	25.11	\$	1,216.53	\$	165.56
35A	F1YDEOW	1YD CONT EVERY OTHER WK	\$	-	\$	25.11	\$	130,772.78	\$	17,796.91
35A	F1.5YDEOW	1.5YD CONT EVERY OTHER WK	\$	-	\$	35.88	\$	59,706.08	\$	8,122.18
35A & 36A	R2YDEOW	2YD CONT EOW SVC	\$	-	\$	49.15	\$	638.90	\$	82.24
35A & 36A	F2YDEOW	2YD CONT EVERY OTHER WK	\$	-	\$	49.15	\$	98,390.18	\$	12,664.54
35A & 36A	F3YDEOW	3YD CONT EOW SVC	\$	-	\$	66.09	\$	39,662.07	\$	5,542.60
35A & 36A	F4YDEOW	4YD CONT EOW SVC	\$	-	\$	89.68	\$	48,090.09	\$	6,418.12
35A & 36A	R4YDEOW	4YD CONT EOW SVC	\$	-	\$	89.68	\$	2,331.64	\$	311.18
35A & 36A	F6YDEOW	6YD CONT EVERY OTHER WK	\$	-	\$	125.05	\$	24,249.35	\$	3,180.34
35A & 36A	F8YDEOW	8YD CONT EVERY OTHER WEEK	\$	-	\$	164.92	\$	1,250.67	\$	145.10
35A	F1YD1M	1YD CONT 1X MONTH SVC	\$	-	\$	25.11	\$	5,849.88	\$	796.11
35A	F1.5YD1M	1.5YD CONT 1X MONTH SVC	\$	-	\$	35.88	\$	4,018.69	\$	546.69
35A	F2YD1M	2YD CONT 1X MONTH SVC	\$	-	\$	49.15	\$	17,151.93	\$	2,207.75
35A	R2YD1M	2YD CONT 1X MONTH SVC	\$	-	\$	49.15	\$	911.43	\$	117.32
35A	F3YD1M	3YD CONT 1X MONTH SVC	\$	-	\$	66.09	\$	6,212.00	\$	868.10

ercial

Customer counts were taken from the filing in TG-230778 currently under audit. - I

Commt	35A	F4YD1M	4YD CONT 1X MONTH SVC	\$	-	\$ 89.68	\$ 13,900.17	\$ 1,855.12
	35A	F6YD1M	6YD CONT 1X MONTH SVC	\$	-	\$ 125.05	\$ 5,627.28	\$ 738.03
	35A	SP1-COM	SPECIAL PICKUP 1YD	\$	-	\$ 28.11	\$ 1,349.13	\$ 164.01
	35A	F1YDEX	1YD CONT EXTRA P/U	\$	-	\$ 28.11	\$ 337.28	\$ 41.00
	35A	R1YDEX	1YD CONTAINER EXTRA PU	\$	-	\$ 28.11	\$ 337.28	\$ 41.00
	35A	F1YDTPU	1YD TEMP CONT PU	\$	-	\$ 30.13	\$ 923.89	\$ 104.78
	35A	F1.5YDEX	1.5YD CONT EXTRA P/U	\$	-	\$ 38.88	\$ 466.57	\$ 58.57
	35A	R1.5YDEX	1.5YD CONTAINER EXTRA PU	\$	-	\$ 38.88	\$ 466.57	\$ 58.57
	35A	F1.5YDTPU	1.5YD TEMP CONT PU	\$	-	\$ 35.88	\$ 738.13	\$ 100.41
	35A	F2YDEX	2YD CONT EXTRA P/U	\$	-	\$ 52.15	\$ 1,095.06	\$ 132.84
	35A	F2YDEXCO	CUST OWN 2YD EXTRA PU	\$	-	\$ 52.15	\$ 625.75	\$ 75.91
	35A	R2YDEX	2YD CONTAINER EXTRA PU	\$	-	\$ 52.15	\$ 834.34	\$ 101.22
	35A	F2YDTPU	2YD TEMP CONT PU	\$	-	\$ 46.69	\$ 3,106.74	\$ 420.96
	35A	R2YDTPU	2YD TEMP CONTAINER PU	\$	-	\$ 46.69	\$ 933.72	\$ 126.52
	35A	F3YDEX	3YD CONTAINER EXTRA PU	\$	-	\$ 69.09	\$ 829.02	\$ 110.82
	35A	SP3-COM	SPECIAL PICKUP 3YD	\$	-	\$ 69.09	\$ 932.65	\$ 124.67
	35A	F4YDEX	4YD CONTAINER EXTRA PU	\$	-	\$ 92.68	\$ 2,224.28	\$ 287.24
	35A	SP4-COM	SPECIAL PICKUP 4YD	\$	-	\$ 80.21	\$ 1,924.94	\$ (12.10)
	35A	R4YDEX	4YD CONTAINER EXTRA PU	\$	-	\$ 92.68	\$ 1,853.57	\$ 239.37
	35A	F6YDEX	6YD CONTAINER EXTRA PU	\$	-	\$ 128.05	\$ 3,073.21	\$ 393.61
	35A	R6YDEX	6 YARD EXTRA	\$	-	\$ 128.05	\$ 2,304.91	\$ 295.21
	35A	SP6-COM	SPECIAL PICKUP 6YD	\$	-	\$ 128.05	\$ 1,843.93	\$ 236.17
		F3TC-COM	3 YD TEMP CONT PICKUP	\$	-	\$ 66.09	\$ 13,507.79	\$ 1,887.65
	38	FCP4YD1W	4 YD COMPACTOR 1X WK	\$	-	\$ 192.93	\$ 2,347.94	\$ 400.62
		F4TC-COM	4 YD TEMP CONT PICKUP	\$	-	\$ 89.68	\$ 16,172.03	\$ 2,158.33
	36A	32CW1	1-32 GAL CAN WEEKLY SVC	\$	-	\$ 5.97	\$ 310.64	\$ 34.52
	36A	CEXYD	CMML EXTRA YARDAGE	\$	-	\$ 30.88	\$ 3,149.82	\$ 248.94
	35 5A	35CW1	1-35 GAL CAN WEEKLY SVC	\$	-	\$ 6.72	\$ 3,845.21	\$ 413.22
	35 5A	60CW1	1-60 GAL CART CMML WKLY	\$	-	\$ 8.59	\$ 15,006.19	\$ 1,603.52
		60CW2	2-60 GAL CAN WEEKLY SVC	\$	-	\$ 17.18	\$ 893.12	\$ 95.44
	35 5A	96CW1	1-96 GL CART WEEKLY SVC	\$	-	\$ 11.30	\$ 19,460.82	\$ 2,286.98
	36 5A	CEX	EXTRA CANS	\$	-	\$ 7.17	\$ 172.17	\$ 15.93
	Totals			\$	-	\$ 5,832,546.47	\$ 686,241.10	

Customer counts were taken from the filing in TG-230778 currently under audit. - Brian Vandenburg 12.07.2023



No Current Customers								
22	1-32 GAL CAN-MONTHLY SVC	-	1.00	12	34	34	26	
22	1-32 GAL CAN-WEEKLY SVC	-	1.00	12	34	34	26	
22	2-32 GAL CANS-WEEKLY SVC	-	1.00	12	51	51	39	
22	3-32 GAL CANS-WEEKLY SVC	-	1.00	12	77	77	58	
22	4 Can	-	1.00	12	97	97	73	
22	5 Can	-	1.00	12	117	117	89	
22A	On Call	-	1.00	12	34	34	26	
28A	Loose Yard	-	1.00	12	125	125	95	
32A	Loose Yard	-	1.00	12	125	125	95	
28A	Bulky Materials	-	1.00	12	125	125	95	
35A	8 Yard	-	1.00	12	980	980	742	
35A	8 YD Cont Extra PU	-	1.00	12	980	980	742	
35 5A	96 gal Temp NEW	-	1.00	12	68	68	51	
32A	Overweight	-	1.00	12	125	125	95	
36A	Extra Unit	-	1.00	12	125	125	95	



	Total	
Total Tonnage	13,351	For tonnage information see -
Total Pounds	26,701,388	TG-230778 12/1/2023
Total Pick Ups	491,899	
Adjustment factor	75.68%	
Residential	\$ 424,989	12.38%
Commercial	\$ 261,252	15.25%
Total	\$ 686,241	
Roll-Off Tons	5,314	34.78%
Increase	\$ 267,965	For tonnage information see -
		TG-230777 12/1/2023
	\$ 954,206	

Customer counts were taken from the filing in TG-230778 currently under audit. - I

		Increase			Tariff Rate Increase	Company Current Tariff		
--	--	----------	--	--	----------------------	------------------------	--	--

No Current Customers									
22	1-32 GAL CAN-MONTHLY SVC	\$ 0.65	\$ 0.66	\$ 0.66	7.50	\$ 8.16	\$ 8.16		
22	1-32 GAL CAN-WEEKLY SVC	\$ 0.65	\$ 0.66	\$ 0.66	21.93	\$ 22.59	\$ 22.59		
22	2-32 GAL CANS-WEEKLY SVC	\$ 0.97	\$ 1.00	\$ 1.00	33.58	\$ 34.58	\$ 34.58		
22	3-32 GAL CANS-WEEKLY SVC	\$ 1.47	\$ 1.50	\$ 1.50	46.17	\$ 47.67	\$ 47.67		
22	4 Can	\$ 1.85	\$ 1.89	\$ 1.89	60.24	\$ 62.13	\$ 62.13		
22	5 Can	\$ 2.23	\$ 2.28	\$ 2.28	71.45	\$ 73.73	\$ 73.73		
22A	On Call	\$ 0.65	\$ 0.66	\$ 0.66	8.50	\$ 9.16	\$ 9.16		
28A	Loose Yard	\$ 2.39	\$ 2.44	\$ 2.44	28.44	\$ 30.88	\$ 30.88		
32A	Loose Yard	\$ 2.39	\$ 2.44	\$ 2.44	28.52	\$ 30.96	\$ 30.88		
28A	Bulky Materials	\$ 2.39	\$ 2.44	\$ 2.44	-	\$ 2.44	\$ 2.44		
35A	8 Yard	\$ 18.70	\$ 19.13	\$ 19.13	145.79	\$ 164.92	\$ 164.92		
35A	8 YD Cont Extra PU	\$ 18.70	\$ 19.13	\$ 19.13	148.79	\$ 167.92	\$ 167.92		
35 5A	96 gal Temp NEW	\$ 1.30	\$ 1.33	\$ 1.33	12.97	\$ 14.30	\$ 14.30		
32A	Overweight	\$ 2.39	\$ 2.44	\$ 2.44	28.44	\$ 30.88	\$ 30.88		
36A	Extra Unit	\$ 2.39	\$ 2.44	\$ 2.44	6.94	\$ 9.38	\$ 7.60		



Total Tonnage
 Total Pounds
 Total Pick Ups
 Adjustment factor

Residential
 Commercial
 Total

Roll-Off Tons

Increase

Note: We adjusted our payroll schedule approach to align with staff approach on previous wage per hour (column E). We then obtained a payroll report for the test period and determined the number of overtime hours. This information was used to determine the restated test period. Next we multiplied the pay by the wage increase that the employee will receive in the rate year beginning 11/1/2023. Since employees received pay raises in April 2023 all their hours during the test period capture test period wages and forward look wages in one calculation.

Note: Data below is from payroll registers. Links have been broken to the source file to maintain data integrity. Source documents are available upon request.

District #	EE #	Name	Job	Current Hourly Rate	Test Period Hours (Includes Vacation, PTO & Holiday)	Regular Pay During Test Period	Overtime Hours	Regular Overtime Pay	Total Hourly/Salary Pay
		TOTAL Residential Drivers							
		TOTAL Roll Off Driver							
		TOTAL Residential Recycling							
		TOTAL Commercial Recycling							
		TOTAL Commercial Garbage							
		TOTAL Transfer Tractor Drivers							
		TOTAL Delivery Drivers							
		TOTAL Lead Drivers							

TOTAL MRF

TOTAL DRIVERS

TOTAL MECHANICS


TOTAL SALES

TOTAL CONTAINER

TOTAL G&A

TOTAL SUPERVISOR


GRAND TOTALS




A current pay rate to the GL expense, which includes a blend of pay rates during the year. Wage restatement amounts are linked to the Consolidated IS in the Pro forma workbook.

filings. We ran the most recent payroll report to obtain employees current
dined the number of regular hours (including vacation, PTO & holiday) and
riod total pay (test period hours times current hourly rate) (Column M).
ear (2023) to determine forward looking wages to be included in rates
g the test period were restated at their new rate in April. This allows us to


Bonuses & Commissions	Personal Time & Payouts	Total Test Period Pay	2023 Pay Raises	2023 Rate	2024 Proforma Regular Pay	2024 Proforma OT	2024 Proforma Personal Time Payout	Total Rate Period Pay (adjusted)	Total Proforma Pay
[Redacted Content]									






A

Pro-Forma Raise Adjust	Normalizing Wage Ajdustments
---------------------------	---------------------------------





Note: Data below is from payroll registers. Links have been broken to the source file to maintain data integrity. Source documents are available upon request.

District #	EE #	Name	Job	Total Proforma Pay	Pro-Forma Raise Adjust	Normalizing Wage Adjustments
		TOTAL Residential Drivers				
		TOTAL Roll Off Driver				
		TOTAL Residential Recycling				
		TOTAL Commercial Recycling				
		TOTAL Commercial Garbage				
		TOTAL Transfer Tractor Drivers		161,600		
		TOTAL Delivery Drivers				
		TOTAL Lead Drivers				

TOTAL MRF 106,736

TOTAL DRIVERS

TOTAL MECHANICS


TOTAL SALES

TOTAL CONTAINER

TOTAL G&A

TOTAL SUPERVISOR

GRAND TOTALS



A

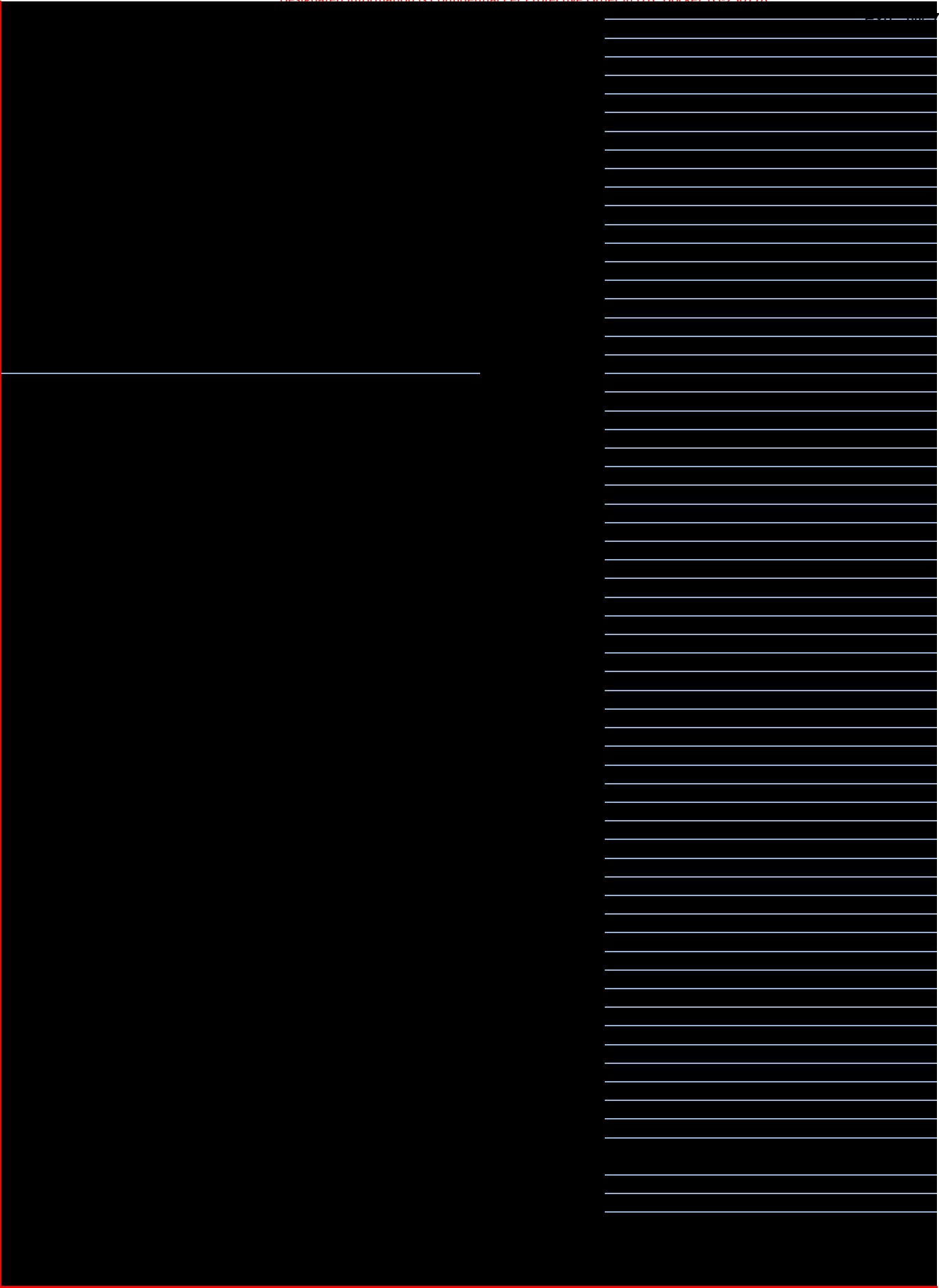
A

These differences are due to comparing test period restated wages at the current pay rate to the GL expense, which includes a blend of pay rates during the year. Wage restatement amounts are linked to the Consolidated IS in the Pro forma workbook.

Detail of 500XX --Driver Labor


Detail of 520XX --Mechanic Labor

A large black rectangular redaction covers the majority of the page, obscuring the data tables for both Driver Labor (500XX) and Mechanic Labor (520XX). Only the headers and a few lines of data are visible at the top of each column.



Detail of 550XX --Container Repair Labor


Detail of 560XX --Supervisor Labor




The table content is almost entirely obscured by a large black redaction. Only a few horizontal lines are visible, suggesting a multi-column table structure. The lines are located at the top and bottom of the redacted area, and one line is visible on the right side of the table.



Detail of 700XX --Office G&A Labor



The table content is completely redacted with a large black box. Only two horizontal lines are visible at the top of the redacted area, suggesting the presence of a table header.



Gift Card- Teresa Sellers	250
Gift Card- Tracy Johnson	27
Gift Card- Trina Sisk	350

Gift per DVC for reducing Refunds	53
Jan GC Accr- Andrews Nickol	0
Jan GC Accr- Davis Madison	0
Jan GC Accr- Davis Nickolas	0
Jan GC Accr- Rawlings Robbie	0
Jan GC Accr- Rawlings Teresa	0
Jul GC Accr- Anthony Stovall	100
Jul GC Accr- Bryson Rose	100
Jul GC Accr- Clark Mader	125
Jul GC Accr- Jennifer Rothganger	50
Jul GC Accr- Jeremy Abbott	175
Jul GC Accr- Jodi Marler	50
Jul GC Accr- jorden reed	100
Jul GC Accr- Justin Childress	150
Jul GC Accr- Mader Clark	-50
Jul GC Accr- Michael Kaake	50
Jul GC Accr- Patrick Kramer	150
Jul GC Accr- Reyes Justin	-250
Jul GC Accr- Richard Jennings	50
Jul GC Accr- Ronald Lind	100
Jul GC Accr- Schaumburg David	-500
Jul GC Accr- Shane meyer	100
Jul GC Accr- Shofstall Dondi	-175
Jul GC Accr- Wetzler Robbie	-500
Jul GC Accr- Williams Joshua	-250
Jul GC Accr- Zane Beck	250
Jun GC Accr- Andre Hughes	0
Jun GC Accr- Brandon Charters	0
Jun GC Accr- Bryson Rose	0
Jun GC Accr- Craig Blank	0
Jun GC Accr- Jeremy Abbott	0
Jun GC Accr- Justin Childress	0
Jun GC Accr- Nickol Miller	0
Jun GC Accr- Patrick Kramer	0
Jun GC Accr- Shane meyer	0
Jun GC Accr- Steven Madison	0
Madison	-9,997
Mar GC Accr- Clark Mader	0
Mar GC Accr- Corey Rogers	0
Mar GC Accr- Derek Bourm	0
Mar GC Accr- Eric Childers	0
Mar GC Accr- Jeremy Abbott	0
Mar GC Accr- Joshua Williams	0
Mar GC Accr- Richard Jennings	0
Mar GC Accr- Steven Madison	0
May GC Accr- Jesse Harris	0
May GC Accr- Joshua Williams	0
May GC Accr- Justin Childress	0
May GC Accr- Patrick Kramer	0
May GC Accr- Robbie Wetzler	0
May GC Accr- Tracy Johnson	0
MISC-PL1.1 2022-12 Severance Reclass	-30,000
MISC-PLRCLS4Blue Team	14,031
Nickolas	-9,060
Nov GC Accr- Andre Hughes	0
Nov GC Accr- Derek Bourm	0
Oct GC Accr- Andre Hughes	0
Oct GC Accr- Hailee Smith	0
Oct GC Accr- Jennifer Rothganger	0
Oct GC Accr- Jodi Marler	0
Oct GC Accr- Nancy Dublin	0
Oct GC Accr- RACHEL LAMB	0
Oct GC Accr- Robbie Wetzler	0
Oct GC Accr- Ronald Lind	0
Oct GC Accr- Trina Sisk	0
Payroll B2 PP15 :COMPENSATION	2,172
Payroll B2 PP16 :COMPENSATION	2,172
Payroll B2 PP17 :COMPENSATION	2,172
Payroll B2 PP18 :COMPENSATION	2,172
Payroll B2 PP19 :COMPENSATION	2,172
Payroll B2 PP20 :COMPENSATION	2,172
Payroll B2 PP21 :COMPENSATION	2,172

Payroll B2 PP22 :COMPENSATION	2,172
Payroll B2 PP23 :COMPENSATION	2,172
Payroll B2 PP24 :COMPENSATION	2,172
Reclass GA Culture Bonus	-2,000
Reclass J. Deese Feb23 Wages	8,077
Region Payroll alloc	10,009
Region PR Alloc	72,826
Sep GC Accr- Andre Hughes	0
Sep GC Accr- Anthony Stovall	0
Sep GC Accr- Corey Rogers	0
Sep GC Accr- Hailee Smith	0
Sep GC Accr- Jeremy Abbott	0
Sep GC Accr- Jodi Marler	0
Sep GC Accr- Nancy Dublin	0
Sick Accrual	-112
Vacation Accrual	-1,205
Grand Total	119,678
Manual per Payroll Schedule	119,678.19
Variance	-

Journal Entry Query Tool

NOTE: Ctrl+Shift+J to pull data

Exh. JW-7R

v5.13

50010, 50020, 50025, 50035, 50036, 50065, 50070
52010, 52020, 52025, 52035, 52036, 52065, 52070
55010, 55020, 55025, 55035, 55036, 55065, 55070
56010, 56020, 56025, 56035, 56036, 56065, 56070
70010, 70020, 70025, 70035, 70036, 70065, 70070

From:
To:

Total of Entries: 0.00 0.00 *pstd: P = Posted, U = Unposted, S = Staged, C:0 = I/C Unposte
Num of Entries Shown: 6,438 6,438 *records limit:

Full Account Date Amount USD Amount CAD Nat Currency Journal Control Num Psted*

Journal Entry Query Tool

NOTE: Ctrl+Shift+J to pull data

Exh. JW-7R

v5.13

50010, 50020, 50025, 50035, 50036, 50065, 50070
52010, 52020, 52025, 52035, 52036, 52065, 52070
55010, 55020, 55025, 55035, 55036, 55065, 55070
56010, 56020, 56025, 56035, 56036, 56065, 56070
70010, 70020, 70025, 70035, 70036, 70065, 70070

From:
To:

Total of Entries: 0.00 0.00 *pstd: P = Posted, U = Unposted, S = Staged, C:0 = I/C Unposte
Num of Entries Shown: 6,438 6,438 *records limit:

Full Account Date Amount USD Amount CAD Nat Currency Journal Control Num Psted*

Journal Entry Query Tool

NOTE: Ctrl+Shift+J to pull data

Exh. JW-7R

v5.13

50010, 50020, 50025, 50035, 50036, 50065, 50070
52010, 52020, 52025, 52035, 52036, 52065, 52070
55010, 55020, 55025, 55035, 55036, 55065, 55070
56010, 56020, 56025, 56035, 56036, 56065, 56070
70010, 70020, 70025, 70035, 70036, 70065, 70070

From:
To:

Total of Entries: 0.00 0.00 *pstd: P = Posted, U = Unposted, S = Staged, C:0 = I/C Unposte
Num of Entries Shown: 6,438 6,438 *records limit:

Full Account Date Amount USD Amount CAD Nat Currency Journal Control Num Psted*

Journal Entry Query Tool

NOTE: Ctrl+Shift+J to pull data

Exh. JW-7R

v5.13

50010, 50020, 50025, 50035, 50036, 50065, 50070
52010, 52020, 52025, 52035, 52036, 52065, 52070
55010, 55020, 55025, 55035, 55036, 55065, 55070
56010, 56020, 56025, 56035, 56036, 56065, 56070
70010, 70020, 70025, 70035, 70036, 70065, 70070

From:
To:

Total of Entries: 0.00 0.00 *pstd: P = Posted, U = Unposted, S = Staged, C:0 = I/C Unposte
Num of Entries Shown: 6,438 6,438 *records limit:

Full Account Date Amount USD Amount CAD Nat Currency Journal Control Num Psted*

Journal Entry Query Tool

NOTE: Ctrl+Shift+J to pull data

Exh. JW-7R

v5.13

50010, 50020, 50025, 50035, 50036, 50065, 50070
52010, 52020, 52025, 52035, 52036, 52065, 52070
55010, 55020, 55025, 55035, 55036, 55065, 55070
56010, 56020, 56025, 56035, 56036, 56065, 56070
70010, 70020, 70025, 70035, 70036, 70065, 70070

From:
To:

Total of Entries: 0.00 0.00 *pstd: P = Posted, U = Unposted, S = Staged, C:0 = I/C Unposte
Num of Entries Shown: 6,438 6,438 *records limit:

Full Account Date Amount USD Amount CAD Nat Currency Journal Control Num Psted*

Journal Entry Query Tool

NOTE: Ctrl+Shift+J to pull data

Exh. JW-7R

v5.13

50010, 50020, 50025, 50035, 50036, 50065, 50070
52010, 52020, 52025, 52035, 52036, 52065, 52070
55010, 55020, 55025, 55035, 55036, 55065, 55070
56010, 56020, 56025, 56035, 56036, 56065, 56070
70010, 70020, 70025, 70035, 70036, 70065, 70070

From:
To:

Total of Entries: 0.00 0.00 *pstd: P = Posted, U = Unposted, S = Staged, C:0 = I/C Unposte
Num of Entries Shown: 6,438 6,438 *records limit:

Full Account Date Amount USD Amount CAD Nat Currency Journal Control Num Psted*

Journal Entry Query Tool

NOTE: Ctrl+Shift+J to pull data

Exh. JW-7R

v5.13

50010, 50020, 50025, 50035, 50036, 50065, 50070
52010, 52020, 52025, 52035, 52036, 52065, 52070
55010, 55020, 55025, 55035, 55036, 55065, 55070
56010, 56020, 56025, 56035, 56036, 56065, 56070
70010, 70020, 70025, 70035, 70036, 70065, 70070

From:
To:

Total of Entries: 0.00 0.00 *pstd: P = Posted, U = Unposted, S = Staged, C:0 = I/C Unposte
Num of Entries Shown: 6,438 6,438 *records limit:

Full Account Date Amount USD Amount CAD Nat Currency Journal Control Num Psted*

Journal Entry Query Tool

NOTE: Ctrl+Shift+J to pull data

Exh. JW-7R

v5.13

50010, 50020, 50025, 50035, 50036, 50065, 50070
52010, 52020, 52025, 52035, 52036, 52065, 52070
55010, 55020, 55025, 55035, 55036, 55065, 55070
56010, 56020, 56025, 56035, 56036, 56065, 56070
70010, 70020, 70025, 70035, 70036, 70065, 70070

From:
To:

Total of Entries: 0.00 0.00 *pstd: P = Posted, U = Unposted, S = Staged, C:0 = I/C Unposte
Num of Entries Shown: 6,438 6,438 *records limit:

Full Account Date Amount USD Amount CAD Nat Currency Journal Control Num Psted*

Journal Entry Query Tool

NOTE: Ctrl+Shift+J to pull data

Exh. JW-7R

v5.13

50010, 50020, 50025, 50035, 50036, 50065, 50070
52010, 52020, 52025, 52035, 52036, 52065, 52070
55010, 55020, 55025, 55035, 55036, 55065, 55070
56010, 56020, 56025, 56035, 56036, 56065, 56070
70010, 70020, 70025, 70035, 70036, 70065, 70070

From:
To:

Total of Entries: 0.00 0.00 *pstd: P = Posted, U = Unposted, S = Staged, C:0 = I/C Unposte
Num of Entries Shown: 6,438 6,438 *records limit:

Full Account Date Amount USD Amount CAD Nat Currency Journal Control Num Psted*

[Redacted Table Content]

Journal Entry Query Tool

NOTE: Ctrl+Shift+J to pull data

Exh. JW-7R

v5.13

50010, 50020, 50025, 50035, 50036, 50065, 50070
52010, 52020, 52025, 52035, 52036, 52065, 52070
55010, 55020, 55025, 55035, 55036, 55065, 55070
56010, 56020, 56025, 56035, 56036, 56065, 56070
70010, 70020, 70025, 70035, 70036, 70065, 70070

From:
To:

Total of Entries: 0.00 0.00 *pstd: P = Posted, U = Unposted, S = Staged, C:0 = I/C Unposte
Num of Entries Shown: 6,438 6,438 *records limit:

Full Account Date Amount USD Amount CAD Nat Currency Journal Control Num Psted*

Journal Entry Query Tool

NOTE: Ctrl+Shift+J to pull data

Exh. JW-7R

v5.13

50010, 50020, 50025, 50035, 50036, 50065, 50070
52010, 52020, 52025, 52035, 52036, 52065, 52070
55010, 55020, 55025, 55035, 55036, 55065, 55070
56010, 56020, 56025, 56035, 56036, 56065, 56070
70010, 70020, 70025, 70035, 70036, 70065, 70070

From:
To:

Total of Entries: 0.00 0.00 *pstd: P = Posted, U = Unposted, S = Staged, C:0 = I/C Unposte
Num of Entries Shown: 6,438 6,438 *records limit:

Full Account Date Amount USD Amount CAD Nat Currency Journal Control Num Psted*

Journal Entry Query Tool

NOTE: Ctrl+Shift+J to pull data

Exh. JW-7R

v5.13

50010, 50020, 50025, 50035, 50036, 50065, 50070
52010, 52020, 52025, 52035, 52036, 52065, 52070
55010, 55020, 55025, 55035, 55036, 55065, 55070
56010, 56020, 56025, 56035, 56036, 56065, 56070
70010, 70020, 70025, 70035, 70036, 70065, 70070

From:
To:

Total of Entries: 0.00 0.00 *pstd: P = Posted, U = Unposted, S = Staged, C:0 = I/C Unposte
Num of Entries Shown: 6,438 6,438 *records limit:

Full Account Date Amount USD Amount CAD Nat Currency Journal Control Num Psted*

Journal Entry Query Tool

NOTE: Ctrl+Shift+J to pull data

Exh. JW-7R

v5.13

50010, 50020, 50025, 50035, 50036, 50065, 50070
52010, 52020, 52025, 52035, 52036, 52065, 52070
55010, 55020, 55025, 55035, 55036, 55065, 55070
56010, 56020, 56025, 56035, 56036, 56065, 56070
70010, 70020, 70025, 70035, 70036, 70065, 70070

From:
To:

Total of Entries: 0.00 0.00 *pstd: P = Posted, U = Unposted, S = Staged, C:0 = I/C Unposte
Num of Entries Shown: 6,438 6,438 *records limit:

Full Account Date Amount USD Amount CAD Nat Currency Journal Control Num Psted*

Journal Entry Query Tool

NOTE: Ctrl+Shift+J to pull data

Exh. JW-7R

v5.13

50010, 50020, 50025, 50035, 50036, 50065, 50070
52010, 52020, 52025, 52035, 52036, 52065, 52070
55010, 55020, 55025, 55035, 55036, 55065, 55070
56010, 56020, 56025, 56035, 56036, 56065, 56070
70010, 70020, 70025, 70035, 70036, 70065, 70070

From:
To:

Total of Entries: 0.00 0.00 *pstd: P = Posted, U = Unposted, S = Staged, C:0 = I/C Unposte
Num of Entries Shown: 6,438 6,438 *records limit:

Full Account Date Amount USD Amount CAD Nat Currency Journal Control Num Psted*

Journal Entry Query Tool

NOTE: Ctrl+Shift+J to pull data

Exh. JW-7R

v5.13

50010, 50020, 50025, 50035, 50036, 50065, 50070
52010, 52020, 52025, 52035, 52036, 52065, 52070
55010, 55020, 55025, 55035, 55036, 55065, 55070
56010, 56020, 56025, 56035, 56036, 56065, 56070
70010, 70020, 70025, 70035, 70036, 70065, 70070

From:
To:

Total of Entries: 0.00 0.00 *pstd: P = Posted, U = Unposted, S = Staged, C:0 = I/C Unposte
Num of Entries Shown: 6,438 6,438 *records limit:

Full Account Date Amount USD Amount CAD Nat Currency Journal Control Num Psted*

Journal Entry Query Tool

NOTE: Ctrl+Shift+J to pull data

Exh. JW-7R

v5.13

50010, 50020, 50025, 50035, 50036, 50065, 50070
52010, 52020, 52025, 52035, 52036, 52065, 52070
55010, 55020, 55025, 55035, 55036, 55065, 55070
56010, 56020, 56025, 56035, 56036, 56065, 56070
70010, 70020, 70025, 70035, 70036, 70065, 70070

From:
To:

Total of Entries: 0.00 0.00 *pstd: P = Posted, U = Unposted, S = Staged, C:0 = I/C Unposte
Num of Entries Shown: 6,438 6,438 *records limit:

Full Account Date Amount USD Amount CAD Nat Currency Journal Control Num Psted*

Journal Entry Query Tool

NOTE: Ctrl+Shift+J to pull data

Exh. JW-7R

v5.13

50010, 50020, 50025, 50035, 50036, 50065, 50070
52010, 52020, 52025, 52035, 52036, 52065, 52070
55010, 55020, 55025, 55035, 55036, 55065, 55070
56010, 56020, 56025, 56035, 56036, 56065, 56070
70010, 70020, 70025, 70035, 70036, 70065, 70070

From:
To:

Total of Entries: 0.00 0.00 *pstd: P = Posted, U = Unposted, S = Staged, C:0 = I/C Unposte
Num of Entries Shown: 6,438 6,438 *records limit:

Full Account Date Amount USD Amount CAD Nat Currency Journal Control Num Psted*

Journal Entry Query Tool

NOTE: Ctrl+Shift+J to pull data

Exh. JW-7R

v5.13

50010, 50020, 50025, 50035, 50036, 50065, 50070
52010, 52020, 52025, 52035, 52036, 52065, 52070
55010, 55020, 55025, 55035, 55036, 55065, 55070
56010, 56020, 56025, 56035, 56036, 56065, 56070
70010, 70020, 70025, 70035, 70036, 70065, 70070

From:
To:

Total of Entries: 0.00 0.00 *pstd: P = Posted, U = Unposted, S = Staged, C:0 = I/C Unposte
Num of Entries Shown: 6,438 6,438 *records limit:

Full Account Date Amount USD Amount CAD Nat Currency Journal Control Num Psted*

Journal Entry Query Tool

NOTE: Ctrl+Shift+J to pull data

Exh. JW-7R

v5.13

50010, 50020, 50025, 50035, 50036, 50065, 50070
52010, 52020, 52025, 52035, 52036, 52065, 52070
55010, 55020, 55025, 55035, 55036, 55065, 55070
56010, 56020, 56025, 56035, 56036, 56065, 56070
70010, 70020, 70025, 70035, 70036, 70065, 70070

From:
To:

Total of Entries: 0.00 0.00 *pstd: P = Posted, U = Unposted, S = Staged, C:0 = I/C Unposte
Num of Entries Shown: 6,438 6,438 *records limit:

Full Account Date Amount USD Amount CAD Nat Currency Journal Control Num Psted*

Journal Entry Query Tool

NOTE: Ctrl+Shift+J to pull data

Exh. JW-7R

v5.13

50010, 50020, 50025, 50035, 50036, 50065, 50070
52010, 52020, 52025, 52035, 52036, 52065, 52070
55010, 55020, 55025, 55035, 55036, 55065, 55070
56010, 56020, 56025, 56035, 56036, 56065, 56070
70010, 70020, 70025, 70035, 70036, 70065, 70070

From:
To:

Total of Entries: 0.00 0.00 *pstd: P = Posted, U = Unposted, S = Staged, C:0 = I/C Unposte
Num of Entries Shown: 6,438 6,438 *records limit:

Full Account Date Amount USD Amount CAD Nat Currency Journal Control Num Psted*

30,000.00

(30,000.00)

Journal Entry Query Tool

NOTE: Ctrl+Shift+J to pull data

Exh. JW-7R

v5.13

50010, 50020, 50025, 50035, 50036, 50065, 50070
52010, 52020, 52025, 52035, 52036, 52065, 52070
55010, 55020, 55025, 55035, 55036, 55065, 55070
56010, 56020, 56025, 56035, 56036, 56065, 56070
70010, 70020, 70025, 70035, 70036, 70065, 70070

From:
To:

Total of Entries: 0.00 0.00 *pstd: P = Posted, U = Unposted, S = Staged, C:0 = I/C Unposte
Num of Entries Shown: 6,438 6,438 *records limit:

Full Account Date Amount USD Amount CAD Nat Currency Journal Control Num Psted*

Journal Entry Query Tool

NOTE: Ctrl+Shift+J to pull data

Exh. JW-7R

v5.13

50010, 50020, 50025, 50035, 50036, 50065, 50070
52010, 52020, 52025, 52035, 52036, 52065, 52070
55010, 55020, 55025, 55035, 55036, 55065, 55070
56010, 56020, 56025, 56035, 56036, 56065, 56070
70010, 70020, 70025, 70035, 70036, 70065, 70070

From:
To:

Total of Entries: 0.00 0.00 *pstd: P = Posted, U = Unposted, S = Staged, C:0 = I/C Unposte
Num of Entries Shown: 6,438 6,438 *records limit:

Full Account Date Amount USD Amount CAD Nat Currency Journal Control Num Psted*

Journal Entry Query Tool

NOTE: Ctrl+Shift+J to pull data

Exh. JW-7R

v5.13

50010, 50020, 50025, 50035, 50036, 50065, 50070
52010, 52020, 52025, 52035, 52036, 52065, 52070
55010, 55020, 55025, 55035, 55036, 55065, 55070
56010, 56020, 56025, 56035, 56036, 56065, 56070
70010, 70020, 70025, 70035, 70036, 70065, 70070

From:
To:

Total of Entries: 0.00 0.00 *pstd: P = Posted, U = Unposted, S = Staged, C:0 = I/C Unposte
Num of Entries Shown: 6,438 6,438 *records limit:

Full Account Date Amount USD Amount CAD Nat Currency Journal Control Num Psted*

Journal Entry Query Tool

NOTE: Ctrl+Shift+J to pull data

Exh. JW-7R

v5.13

50010, 50020, 50025, 50035, 50036, 50065, 50070
52010, 52020, 52025, 52035, 52036, 52065, 52070
55010, 55020, 55025, 55035, 55036, 55065, 55070
56010, 56020, 56025, 56035, 56036, 56065, 56070
70010, 70020, 70025, 70035, 70036, 70065, 70070

From:
To:

Total of Entries: 0.00 0.00 *pstd: P = Posted, U = Unposted, S = Staged, C:0 = I/C Unposte
Num of Entries Shown: 6,438 6,438 *records limit:

Full Account Date Amount USD Amount CAD Nat Currency Journal Control Num Psted*

Journal Entry Query Tool

NOTE: Ctrl+Shift+J to pull data

Exh. JW-7R

v5.13

50010, 50020, 50025, 50035, 50036, 50065, 50070
52010, 52020, 52025, 52035, 52036, 52065, 52070
55010, 55020, 55025, 55035, 55036, 55065, 55070
56010, 56020, 56025, 56035, 56036, 56065, 56070
70010, 70020, 70025, 70035, 70036, 70065, 70070

From:
To:

Total of Entries: 0.00 0.00 *pstd: P = Posted, U = Unposted, S = Staged, C:0 = I/C Unposte
Num of Entries Shown: 6,438 6,438 *records limit:

Full Account Date Amount USD Amount CAD Nat Currency Journal Control Num Psted*

Journal Entry Query Tool

NOTE: Ctrl+Shift+J to pull data

Exh. JW-7R

v5.13

50010, 50020, 50025, 50035, 50036, 50065, 50070
52010, 52020, 52025, 52035, 52036, 52065, 52070
55010, 55020, 55025, 55035, 55036, 55065, 55070
56010, 56020, 56025, 56035, 56036, 56065, 56070
70010, 70020, 70025, 70035, 70036, 70065, 70070

From:
To:

Total of Entries: 0.00 0.00 *pstd: P = Posted, U = Unposted, S = Staged, C:0 = I/C Unposte
Num of Entries Shown: 6,438 6,438 *records limit:

Full Account Date Amount USD Amount CAD Nat Currency Journal Control Num Psted*

[Redacted Table Content]

Journal Entry Query Tool

NOTE: Ctrl+Shift+J to pull data

Exh. JW-7R

v5.13

50010, 50020, 50025, 50035, 50036, 50065, 50070
52010, 52020, 52025, 52035, 52036, 52065, 52070
55010, 55020, 55025, 55035, 55036, 55065, 55070
56010, 56020, 56025, 56035, 56036, 56065, 56070
70010, 70020, 70025, 70035, 70036, 70065, 70070

From:
To:

Total of Entries: 0.00 0.00 *pstd: P = Posted, U = Unposted, S = Staged, C:0 = I/C Unposte
Num of Entries Shown: 6,438 6,438 *records limit:

Full Account Date Amount USD Amount CAD Nat Currency Journal Control Num Psted*

Journal Entry Query Tool

NOTE: Ctrl+Shift+J to pull data

Exh. JW-7R

v5.13

50010, 50020, 50025, 50035, 50036, 50065, 50070
52010, 52020, 52025, 52035, 52036, 52065, 52070
55010, 55020, 55025, 55035, 55036, 55065, 55070
56010, 56020, 56025, 56035, 56036, 56065, 56070
70010, 70020, 70025, 70035, 70036, 70065, 70070

From:
To:

Total of Entries: 0.00 0.00 *pstd: P = Posted, U = Unposted, S = Staged, C:0 = I/C Unposte
Num of Entries Shown: 6,438 6,438 *records limit:

Full Account Date Amount USD Amount CAD Nat Currency Journal Control Num Psted*

Journal Entry Query Tool

NOTE: Ctrl+Shift+J to pull data

Exh. JW-7R

v5.13

50010, 50020, 50025, 50035, 50036, 50065, 50070
52010, 52020, 52025, 52035, 52036, 52065, 52070
55010, 55020, 55025, 55035, 55036, 55065, 55070
56010, 56020, 56025, 56035, 56036, 56065, 56070
70010, 70020, 70025, 70035, 70036, 70065, 70070

From:
To:

Total of Entries: 0.00 0.00 *pstd: P = Posted, U = Unposted, S = Staged, C:0 = I/C Unposte
Num of Entries Shown: 6,438 6,438 *records limit:

Full Account Date Amount USD Amount CAD Nat Currency Journal Control Num Psted*

Journal Entry Query Tool

NOTE: Ctrl+Shift+J to pull data

Exh. JW-7R

v5.13

50010, 50020, 50025, 50035, 50036, 50065, 50070
52010, 52020, 52025, 52035, 52036, 52065, 52070
55010, 55020, 55025, 55035, 55036, 55065, 55070
56010, 56020, 56025, 56035, 56036, 56065, 56070
70010, 70020, 70025, 70035, 70036, 70065, 70070

From:
To:

Total of Entries: 0.00 0.00 *pstd: P = Posted, U = Unposted, S = Staged, C:0 = I/C Unposte
Num of Entries Shown: 6,438 6,438 *records limit:

Full Account Date Amount USD Amount CAD Nat Currency Journal Control Num Psted*

Journal Entry Query Tool

NOTE: Ctrl+Shift+J to pull data

Exh. JW-7R

v5.13

50010, 50020, 50025, 50035, 50036, 50065, 50070
52010, 52020, 52025, 52035, 52036, 52065, 52070
55010, 55020, 55025, 55035, 55036, 55065, 55070
56010, 56020, 56025, 56035, 56036, 56065, 56070
70010, 70020, 70025, 70035, 70036, 70065, 70070

From:
To:

Total of Entries: 0.00 0.00 *pstd: P = Posted, U = Unposted, S = Staged, C:0 = I/C Unposte
Num of Entries Shown: 6,438 6,438 *records limit:

Full Account Date Amount USD Amount CAD Nat Currency Journal Control Num Psted*

Journal Entry Query Tool

NOTE: Ctrl+Shift+J to pull data

Exh. JW-7R

v5.13

50010, 50020, 50025, 50035, 50036, 50065, 50070
52010, 52020, 52025, 52035, 52036, 52065, 52070
55010, 55020, 55025, 55035, 55036, 55065, 55070
56010, 56020, 56025, 56035, 56036, 56065, 56070
70010, 70020, 70025, 70035, 70036, 70065, 70070

From:
To:

Total of Entries: 0.00 0.00 *pstd: P = Posted, U = Unposted, S = Staged, C:0 = I/C Unposte
Num of Entries Shown: 6,438 6,438 *records limit:

Full Account Date Amount USD Amount CAD Nat Currency Journal Control Num Psted*

Journal Entry Query Tool

NOTE: Ctrl+Shift+J to pull data

Exh. JW-7R

v5.13

50010, 50020, 50025, 50035, 50036, 50065, 50070
52010, 52020, 52025, 52035, 52036, 52065, 52070
55010, 55020, 55025, 55035, 55036, 55065, 55070
56010, 56020, 56025, 56035, 56036, 56065, 56070
70010, 70020, 70025, 70035, 70036, 70065, 70070

From:
To:

Total of Entries: 0.00 0.00 *pstd: P = Posted, U = Unposted, S = Staged, C:0 = I/C Unposte
Num of Entries Shown: 6,438 6,438 *records limit:

Full Account Date Amount USD Amount CAD Nat Currency Journal Control Num Psted*

Journal Entry C

v5.13

Exh. JW-7R

Date Range: _____
2022-08
2023-07

Districts: 2112
Accts:
System:
Subsystem:

Total of Entries: d, -1 = Hanging out there.
Num of Entries Show

Full Account	Journal Description	User	R/Type	Vendor Code	One Time Vendor
--------------	---------------------	------	--------	-------------	-----------------

[Redacted Content]					
--------------------	--	--	--	--	--

Journal Entry C

v5.13

Date Range: _____
2022-08
2023-07

Districts: 2112
Accts:
System:
Subsystem:

Total of Entries: d, -1 = Hanging out there.
Num of Entries Show

Full Account	Journal Description	User	R/Type	Vendor Code	One Time Vendor
--------------	---------------------	------	--------	-------------	-----------------

[Redacted Content]					
--------------------	--	--	--	--	--

Journal Entry C

v5.13

Date Range: _____
2022-08
2023-07

Districts: 2112
Accts:
System:
Subsystem:

Total of Entries: d, -1 = Hanging out there.
Num of Entries Show

Full Account	Journal Description	User	R/Type	Vendor Code	One Time Vendor
--------------	---------------------	------	--------	-------------	-----------------

[Redacted Content]					
--------------------	--	--	--	--	--

Journal Entry C

v5.13

Date Range: _____
2022-08
2023-07

Districts: 2112
Accts:
System:
Subsystem:

Total of Entries: d, -1 = Hanging out there.
Num of Entries Show

Full Account	Journal Description	User	R/Type	Vendor Code	One Time Vendor
--------------	---------------------	------	--------	-------------	-----------------

[Redacted Content]					
--------------------	--	--	--	--	--

Journal Entry C

v5.13

Date Range: _____
2022-08
2023-07

Districts: 2112
Accts:
System:
Subsystem:

Total of Entries: d, -1 = Hanging out there.
Num of Entries Show

Full Account	Journal Description	User	R/Type	Vendor Code	One Time Vendor
--------------	---------------------	------	--------	-------------	-----------------

[Redacted Content]					
--------------------	--	--	--	--	--

Journal Entry C

v5.13

Date Range: _____
2022-08
2023-07

Districts: 2112
Accts:
System:
Subsystem:

Total of Entries: d, -1 = Hanging out there.
Num of Entries Show

Full Account	Journal Description	User	R/Type	Vendor Code	One Time Vendor
--------------	---------------------	------	--------	-------------	-----------------

[Redacted Content]					
--------------------	--	--	--	--	--

Journal Entry C

v5.13

Exh. JW-7R

Date Range: _____
2022-08
2023-07

Districts: 2112
Accts:
System:
Subsystem:

Total of Entries: d, -1 = Hanging out there.
Num of Entries Show

Full Account	Journal Description	User	R/Type	Vendor Code	One Time Vendor
--------------	---------------------	------	--------	-------------	-----------------

[Redacted Content]					
--------------------	--	--	--	--	--

Journal Entry C

v5.13

Date Range: _____
2022-08
2023-07

Districts: 2112
Accts:
System:
Subsystem:

Total of Entries: d, -1 = Hanging out there.
Num of Entries Show

Full Account	Journal Description	User	R/Type	Vendor Code	One Time Vendor
--------------	---------------------	------	--------	-------------	-----------------

[Redacted Content]					
--------------------	--	--	--	--	--

Journal Entry C

v5.13

Exh. JW-7R

Date Range: _____
2022-08
2023-07

Districts: 2112
Accts:
System:
Subsystem:

Total of Entries: d, -1 = Hanging out there.
Num of Entries Show

Full Account	Journal Description	User	R/Type	Vendor Code	One Time Vendor
--------------	---------------------	------	--------	-------------	-----------------

[Redacted Content]					
--------------------	--	--	--	--	--

Journal Entry C

v5.13

Exh. JW-7R

Date Range: _____
2022-08
2023-07

Districts: 2112
Accts:
System:
Subsystem:

Total of Entries: d, -1 = Hanging out there.
Num of Entries Show

Full Account	Journal Description	User	R/Type	Vendor Code	One Time Vendor
--------------	---------------------	------	--------	-------------	-----------------

[Redacted Content]					
--------------------	--	--	--	--	--

Journal Entry C

v5.13

Exh. JW-7R

Date Range: _____
2022-08
2023-07

Districts: 2112
Accts:
System:
Subsystem:

Total of Entries: d, -1 = Hanging out there.
Num of Entries Show

Full Account	Journal Description	User	R/Type	Vendor Code	One Time Vendor
--------------	---------------------	------	--------	-------------	-----------------

[Redacted Content]					
--------------------	--	--	--	--	--

Journal Entry C

v5.13

Exh. JW-7R

Date Range: _____
2022-08
2023-07

Districts: 2112
Accts:
System:
Subsystem:

Total of Entries: d, -1 = Hanging out there.
Num of Entries Show

Full Account	Journal Description	User	R/Type	Vendor Code	One Time Vendor
--------------	---------------------	------	--------	-------------	-----------------

[Redacted Content]					
--------------------	--	--	--	--	--

Journal Entry C

v5.13

Date Range: _____
2022-08
2023-07

Districts: 2112
Accts:
System:
Subsystem:

Total of Entries: d, -1 = Hanging out there.
Num of Entries Show

Full Account	Journal Description	User	R/Type	Vendor Code	One Time Vendor
--------------	---------------------	------	--------	-------------	-----------------

[Redacted Content]					
--------------------	--	--	--	--	--

Journal Entry C

v5.13

Exh. JW-7R

Date Range: _____
2022-08
2023-07

Districts: 2112
Accts:
System:
Subsystem:

Total of Entries: d, -1 = Hanging out there.
Num of Entries Show

Full Account	Journal Description	User	R/Type	Vendor Code	One Time Vendor
--------------	---------------------	------	--------	-------------	-----------------

[Redacted Content]					
--------------------	--	--	--	--	--

Journal Entry C

v5.13

Exh. JW-7R

Date Range: _____
2022-08
2023-07

Districts: 2112
Accts:
System:
Subsystem:

Total of Entries: d, -1 = Hanging out there.
Num of Entries Show

Full Account	Journal Description	User	R/Type	Vendor Code	One Time Vendor
--------------	---------------------	------	--------	-------------	-----------------

[Redacted Content]					
--------------------	--	--	--	--	--

Journal Entry C

v5.13

Exh. JW-7R

Date Range: _____
2022-08
2023-07

Districts: 2112
Accts:
System:
Subsystem:

Total of Entries: d, -1 = Hanging out there.
Num of Entries Show

Full Account	Journal Description	User	R/Type	Vendor Code	One Time Vendor
--------------	---------------------	------	--------	-------------	-----------------

[Redacted Content]					
--------------------	--	--	--	--	--

Journal Entry C

v5.13

Date Range: _____
2022-08
2023-07

Districts: 2112
Accts:
System:
Subsystem:

Total of Entries: d, -1 = Hanging out there.
Num of Entries Show

Full Account	Journal Description	User	R/Type	Vendor Code	One Time Vendor
--------------	---------------------	------	--------	-------------	-----------------

[Redacted Content]					
--------------------	--	--	--	--	--

Journal Entry C

v5.13

Date Range: _____
2022-08
2023-07

Districts: 2112
Accts:
System:
Subsystem:

Total of Entries: d, -1 = Hanging out there.
Num of Entries Show

Full Account	Journal Description	User	R/Type	Vendor Code	One Time Vendor
--------------	---------------------	------	--------	-------------	-----------------

[Redacted Content]					
--------------------	--	--	--	--	--

Journal Entry C

v5.13

Exh. JW-7R

Date Range: _____
2022-08
2023-07

Districts: 2112
Accts:
System:
Subsystem:

Total of Entries: d, -1 = Hanging out there.
Num of Entries Show

Full Account	Journal Description	User	R/Type	Vendor Code	One Time Vendor
--------------	---------------------	------	--------	-------------	-----------------

[Redacted Content]					
--------------------	--	--	--	--	--

Journal Entry C

v5.13

Exh. JW-7R

Date Range: _____
2022-08
2023-07

Districts: 2112
Accts:
System:
Subsystem:

Total of Entries: d, -1 = Hanging out there.
Num of Entries Show

Full Account	Journal Description	User	R/Type	Vendor Code	One Time Vendor
--------------	---------------------	------	--------	-------------	-----------------

[Redacted Content]					
--------------------	--	--	--	--	--

Journal Entry C

v5.13

Date Range: _____
2022-08
2023-07

Districts: 2112
Accts:
System:
Subsystem:

Total of Entries: d, -1 = Hanging out there.
Num of Entries Show

Full Account	Journal Description	User	R/Type	Vendor Code	One Time Vendor
--------------	---------------------	------	--------	-------------	-----------------

[Redacted Content]					
--------------------	--	--	--	--	--

Journal Entry C

v5.13

Exh. JW-7R

Date Range: _____
2022-08
2023-07

Districts: 2112
Accts:
System:
Subsystem:

Total of Entries: d, -1 = Hanging out there.
Num of Entries Show

Full Account	Journal Description	User	R/Type	Vendor Code	One Time Vendor
--------------	---------------------	------	--------	-------------	-----------------

[Redacted Content]					
--------------------	--	--	--	--	--

Journal Entry C

v5.13

Exh. JW-7R

Date Range: _____
2022-08
2023-07

Districts: 2112
Accts:
System:
Subsystem:

Total of Entries: d, -1 = Hanging out there.
Num of Entries Show

Full Account	Journal Description	User	R/Type	Vendor Code	One Time Vendor
--------------	---------------------	------	--------	-------------	-----------------

[Redacted Content]					
--------------------	--	--	--	--	--

Journal Entry C

v5.13

Exh. JW-7R

Date Range: _____
2022-08
2023-07

Districts: 2112
Accts:
System:
Subsystem:

Total of Entries: d, -1 = Hanging out there.
Num of Entries Show

Full Account	Journal Description	User	R/Type	Vendor Code	One Time Vendor
--------------	---------------------	------	--------	-------------	-----------------

[Redacted Content]					
--------------------	--	--	--	--	--

Journal Entry C

v5.13

Date Range: _____
2022-08
2023-07

Districts: 2112
Accts:
System:
Subsystem:

Total of Entries: d, -1 = Hanging out there.
Num of Entries Show

Full Account	Journal Description	User	R/Type	Vendor Code	One Time Vendor
--------------	---------------------	------	--------	-------------	-----------------

[Redacted Content]					
--------------------	--	--	--	--	--

Journal Entry C

v5.13

Exh. JW-7R

Date Range: _____
2022-08
2023-07

Districts: 2112
Accts:
System:
Subsystem:

Total of Entries: d, -1 = Hanging out there.
Num of Entries Show

Full Account	Journal Description	User	R/Type	Vendor Code	One Time Vendor
--------------	---------------------	------	--------	-------------	-----------------

[Redacted Content]					
--------------------	--	--	--	--	--

Journal Entry C

v5.13

Exh. JW-7R

Date Range: _____
2022-08
2023-07

Districts: 2112
Accts:
System:
Subsystem:

Total of Entries: d, -1 = Hanging out there.
Num of Entries Show

Full Account	Journal Description	User	R/Type	Vendor Code	One Time Vendor
--------------	---------------------	------	--------	-------------	-----------------

--	--	--	--	--	--

Journal Entry C

v5.13

Date Range: _____
2022-08
2023-07

Districts: 2112
Accts:
System:
Subsystem:

Total of Entries: d, -1 = Hanging out there.
Num of Entries Show

Full Account	Journal Description	User	R/Type	Vendor Code	One Time Vendor
--------------	---------------------	------	--------	-------------	-----------------

[Redacted Content]					
--------------------	--	--	--	--	--

Journal Entry C

v5.13

Exh. JW-7R

Date Range: _____
2022-08
2023-07

Districts: 2112
Accts:
System:
Subsystem:

Total of Entries: d, -1 = Hanging out there.
Num of Entries Show

Full Account	Journal Description	User	R/Type	Vendor Code	One Time Vendor
--------------	---------------------	------	--------	-------------	-----------------

--	--	--	--	--	--

Journal Entry C

v5.13

Date Range: _____
2022-08
2023-07

Districts: 2112
Accts:
System:
Subsystem:

Total of Entries: d, -1 = Hanging out there.
Num of Entries Show

Full Account	Journal Description	User	R/Type	Vendor Code	One Time Vendor
--------------	---------------------	------	--------	-------------	-----------------

[Redacted Content]					
--------------------	--	--	--	--	--

Journal Entry C

v5.13

Exh. JW-7R

Date Range: _____
2022-08
2023-07

Districts: 2112
Accts:
System:
Subsystem:

Total of Entries: d, -1 = Hanging out there.
Num of Entries Show

Full Account	Journal Description	User	R/Type	Vendor Code	One Time Vendor
--------------	---------------------	------	--------	-------------	-----------------

[Redacted Content]					
--------------------	--	--	--	--	--

Journal Entry C

v5.13

Exh. JW-7R

Date Range: _____
2022-08
2023-07

Districts: 2112
Accts:
System:
Subsystem:

Total of Entries: d, -1 = Hanging out there.
Num of Entries Show

Full Account	Journal Description	User	R/Type	Vendor Code	One Time Vendor
--------------	---------------------	------	--------	-------------	-----------------

[Redacted Content]					
--------------------	--	--	--	--	--

Journal Entry C

v5.13

Date Range:
2022-08
2023-07

Districts: 2112
Accts:
System:
Subsystem:

Total of Entries: d, -1 = Hanging out there.
Num of Entries Show

Full Account	Journal Description	User	R/Type	Vendor Code	One Time Vendor
[Redacted Content]					

Other Criteria

Vendor Code:
Amount From:
Amount To:
Posting: All

Total of Entries:
Num of Entries Show

Full Account	Further Description	Date Doc	Doc Desc	Doc Ctrl Num
--------------	---------------------	----------	----------	--------------

--	--	--	--	--

Journal Entry C

v5.13

Exh. JW-7R

Other Criteria

Vendor Code:
Amount From:
Amount To:
Posting: All

Total of Entries:
Num of Entries Show

Full Account	Further Description	Date Doc	Doc Desc	Doc Ctrl Num
--------------	---------------------	----------	----------	--------------

[Redacted Content]				
--------------------	--	--	--	--

Journal Entry C

v5.13

Exh. JW-7R

Other Criteria

Vendor Code:
Amount From:
Amount To:
Posting: All

Total of Entries:
Num of Entries Show

Full Account	Further Description	Date Doc	Doc Desc	Doc Ctrl Num
--------------	---------------------	----------	----------	--------------

[Redacted Content]				
--------------------	--	--	--	--

Journal Entry C

v5.13

Exh. JW-7R

Other Criteria

Vendor Code:
Amount From:
Amount To:
Posting: All

Total of Entries:
Num of Entries Show

Full Account	Further Description	Date Doc	Doc Desc	Doc Ctrl Num
--------------	---------------------	----------	----------	--------------

--	--	--	--	--

Other Criteria

Vendor Code:
Amount From:
Amount To:
Posting: All

Total of Entries:
Num of Entries Show

Full Account	Further Description	Date Doc	Doc Desc	Doc Ctrl Num
--------------	---------------------	----------	----------	--------------

--	--	--	--	--

Other Criteria

Vendor Code:
Amount From:
Amount To:
Posting: All

Total of Entries:
Num of Entries Show

Full Account	Further Description	Date Doc	Doc Desc	Doc Ctrl Num
--------------	---------------------	----------	----------	--------------

--	--	--	--	--

Other Criteria

Vendor Code:
Amount From:
Amount To:
Posting: All

Total of Entries:
Num of Entries Show

Full Account	Further Description	Date Doc	Doc Desc	Doc Ctrl Num
--------------	---------------------	----------	----------	--------------

--	--	--	--	--

Journal Entry C

v5.13

Exh. JW-7R

Other Criteria

Vendor Code:
Amount From:
Amount To:
Posting: All

Total of Entries:
Num of Entries Show

Full Account	Further Description	Date Doc	Doc Desc	Doc Ctrl Num
--------------	---------------------	----------	----------	--------------

--	--	--	--	--

Journal Entry C

v5.13

Exh. JW-7R

Other Criteria

Vendor Code:
Amount From:
Amount To:
Posting: All

Total of Entries:
Num of Entries Show

Full Account	Further Description	Date Doc	Doc Desc	Doc Ctrl Num
--------------	---------------------	----------	----------	--------------

--	--	--	--	--

Other Criteria

Vendor Code:
Amount From:
Amount To:
Posting: All

Total of Entries:
Num of Entries Show

Full Account	Further Description	Date Doc	Doc Desc	Doc Ctrl Num
--------------	---------------------	----------	----------	--------------

--	--	--	--	--

Other Criteria

Vendor Code:
Amount From:
Amount To:
Posting: All

Total of Entries:
Num of Entries Show

Full Account	Further Description	Date Doc	Doc Desc	Doc Ctrl Num
--------------	---------------------	----------	----------	--------------

--	--	--	--	--

Journal Entry C

v5.13

Exh. JW-7R

Other Criteria

Vendor Code:
Amount From:
Amount To:
Posting: All

Total of Entries:
Num of Entries Show

Full Account	Further Description	Date Doc	Doc Desc	Doc Ctrl Num
--------------	---------------------	----------	----------	--------------

--	--	--	--	--

Journal Entry C

v5.13

Exh. JW-7R

Other Criteria

Vendor Code:
Amount From:
Amount To:
Posting: All

Total of Entries:
Num of Entries Show

Full Account	Further Description	Date Doc	Doc Desc	Doc Ctrl Num
--------------	---------------------	----------	----------	--------------

--	--	--	--	--

Other Criteria

Vendor Code:
Amount From:
Amount To:
Posting: All

Total of Entries:
Num of Entries Show

Full Account	Further Description	Date Doc	Doc Desc	Doc Ctrl Num
--------------	---------------------	----------	----------	--------------

--	--	--	--	--

Journal Entry C

v5.13

Exh. JW-7R

Other Criteria

Vendor Code:
Amount From:
Amount To:
Posting: All

Total of Entries:
Num of Entries Show

Full Account	Further Description	Date Doc	Doc Desc	Doc Ctrl Num
--------------	---------------------	----------	----------	--------------

--	--	--	--	--

Other Criteria

Vendor Code:
Amount From:
Amount To:
Posting: All

Total of Entries:
Num of Entries Show

Full Account	Further Description	Date Doc	Doc Desc	Doc Ctrl Num
--------------	---------------------	----------	----------	--------------

--	--	--	--	--

Journal Entry C

v5.13

Exh. JW-7R

Other Criteria

Vendor Code:
Amount From:
Amount To:
Posting: All

Total of Entries:
Num of Entries Show

Full Account	Further Description	Date Doc	Doc Desc	Doc Ctrl Num
--------------	---------------------	----------	----------	--------------

--	--	--	--	--

Journal Entry C

v5.13

Exh. JW-7R

Other Criteria

Vendor Code:
Amount From:
Amount To:
Posting: All

Total of Entries:
Num of Entries Show

Full Account	Further Description	Date Doc	Doc Desc	Doc Ctrl Num
--------------	---------------------	----------	----------	--------------

--	--	--	--	--

Other Criteria

Vendor Code:
Amount From:
Amount To:
Posting: All

Total of Entries:
Num of Entries Show

Full Account	Further Description	Date Doc	Doc Desc	Doc Ctrl Num
--------------	---------------------	----------	----------	--------------

--	--	--	--	--

Journal Entry C

v5.13

Exh. JW-7R

Other Criteria

Vendor Code:
Amount From:
Amount To:
Posting: All

Total of Entries:
Num of Entries Show

Full Account	Further Description	Date Doc	Doc Desc	Doc Ctrl Num
--------------	---------------------	----------	----------	--------------

--	--	--	--	--

Journal Entry C

v5.13

Exh. JW-7R

Other Criteria

Vendor Code:
Amount From:
Amount To:
Posting: All

Total of Entries:
Num of Entries Show

Full Account	Further Description	Date Doc	Doc Desc	Doc Ctrl Num
--------------	---------------------	----------	----------	--------------

--	--	--	--	--

Journal Entry C

v5.13

Exh. JW-7R

Other Criteria

Vendor Code:
Amount From:
Amount To:
Posting: All

Total of Entries:
Num of Entries Show

Full Account	Further Description	Date Doc	Doc Desc	Doc Ctrl Num
--------------	---------------------	----------	----------	--------------

--	--	--	--	--

Other Criteria

Vendor Code:
Amount From:
Amount To:
Posting: All

Total of Entries:
Num of Entries Show

Full Account	Further Description	Date Doc	Doc Desc	Doc Ctrl Num
--------------	---------------------	----------	----------	--------------

--	--	--	--	--

Journal Entry C

v5.13

Exh. JW-7R

Other Criteria

Vendor Code:
Amount From:
Amount To:
Posting: All

Total of Entries:
Num of Entries Show

Full Account	Further Description	Date Doc	Doc Desc	Doc Ctrl Num
--------------	---------------------	----------	----------	--------------

--	--	--	--	--

Other Criteria

Vendor Code:
Amount From:
Amount To:
Posting: All

Total of Entries:
Num of Entries Show

Full Account	Further Description	Date Doc	Doc Desc	Doc Ctrl Num
--------------	---------------------	----------	----------	--------------

--	--	--	--	--

Other Criteria

Vendor Code:
Amount From:
Amount To:
Posting: All

Total of Entries:
Num of Entries Show

Full Account	Further Description	Date Doc	Doc Desc	Doc Ctrl Num
--------------	---------------------	----------	----------	--------------

--	--	--	--	--

Other Criteria

Vendor Code:
Amount From:
Amount To:
Posting: All

Total of Entries:
Num of Entries Show

Full Account	Further Description	Date Doc	Doc Desc	Doc Ctrl Num
--------------	---------------------	----------	----------	--------------

--	--	--	--	--

Journal Entry C

v5.13

Exh. JW-7R

Other Criteria

Vendor Code:
Amount From:
Amount To:
Posting: All

Total of Entries:
Num of Entries Show

Full Account	Further Description	Date Doc	Doc Desc	Doc Ctrl Num
--------------	---------------------	----------	----------	--------------

--	--	--	--	--

Journal Entry C

v5.13

Exh. JW-7R

Other Criteria

Vendor Code:
Amount From:
Amount To:
Posting: All

Total of Entries:
Num of Entries Show

Full Account	Further Description	Date Doc	Doc Desc	Doc Ctrl Num
--------------	---------------------	----------	----------	--------------

--	--	--	--	--

Journal Entry C

v5.13

Exh. JW-7R

Other Criteria

Vendor Code:
Amount From:
Amount To:
Posting: All

Total of Entries:
Num of Entries Show

Full Account	Further Description	Date Doc	Doc Desc	Doc Ctrl Num
--------------	---------------------	----------	----------	--------------

--	--	--	--	--

Journal Entry C

v5.13

Exh. JW-7R

Other Criteria

Vendor Code:
Amount From:
Amount To:
Posting: All

Total of Entries:
Num of Entries Show

Full Account	Further Description	Date Doc	Doc Desc	Doc Ctrl Num
--------------	---------------------	----------	----------	--------------

--	--	--	--	--

Journal Entry C

v5.13

Exh. JW-7R

Other Criteria

Vendor Code:
Amount From:
Amount To:
Posting: All

Total of Entries:
Num of Entries Show

Full Account	Further Description	Date Doc	Doc Desc	Doc Ctrl Num
--------------	---------------------	----------	----------	--------------

--	--	--	--	--

Other Criteria

Vendor Code:
Amount From:
Amount To:
Posting: All

Total of Entries:
Num of Entries Show

Full Account	Further Description	Date Doc	Doc Desc	Doc Ctrl Num

Employee ID


Location


Gen Code

Pay Rate Type

Compensation Change
Date


Exh. JW-7R





Total of Entries:	205,674.20	0.00
Num of Entries Shown:	59	59

Full Account	Date	Amount USD	Amount CAD
--------------	------	------------	------------



Total of Entries:	205,674.20	0.00
Num of Entries Shown:	59	59

Full Account	Date	Amount USD	Amount CAD
--------------	------	------------	------------



L 605340	Approved --	08/06/2020	\$427.50	\$427.50	--	--	05/29/2020	Williams, Kastner	06/10/2020
L 606612	Approved --	08/06/2020	\$27,998.10	\$27,998.10	--	--	06/30/2020	Williams, Kastner	07/10/2020
L 435169	Approved --	04/06/2010	\$726.00	\$726.00	--	--	02/26/2010	Williams, Kastner	03/12/2010
L 608059	Approved --	10/05/2020	\$6,430.95	\$6,430.95	--	--	07/24/2020	Williams, Kastner	08/13/2020
L 609404	Approved --	10/06/2020	\$13,580.22	\$13,580.10	\$0.12	--	08/31/2020	Williams, Kastner	09/14/2020
L 610451	Approved --	11/10/2020	\$4,111.20	\$4,111.20	--	--	09/21/2020	Williams, Kastner	10/15/2020
L 613319	Approved --	12/22/2020	\$6,256.80	\$6,256.80	--	--	11/16/2020	Williams, Kastner	12/11/2020
L 614872	Approved --	02/05/2021	\$4,657.95	\$4,657.95	--	--	12/30/2020	Williams, Kastner	01/14/2021
L 616100	Approved --	03/30/2021	\$11,558.50	\$11,558.50	--	--	01/31/2021	Williams, Kastner	02/12/2021
L 618942	Approved --	04/26/2021	\$12,960.50	\$12,960.50	--	--	03/31/2021	Williams, Kastner	04/13/2021
L 617612	Approved --	04/26/2021	\$6,258.00	\$6,258.00	--	--	02/28/2021	Williams, Kastner	03/16/2021
L 620624	Approved --	05/21/2021	\$8,795.00	\$8,795.00	--	--	04/30/2021	Williams, Kastner	05/14/2021
L 621939	Approved --	06/23/2021	\$34,214.49	\$33,915.50	\$298.99	--	05/31/2021	Williams, Kastner	06/11/2021
L 623660	Approved --	08/16/2021	\$20,732.34	\$20,639.00	\$93.34	--	06/30/2021	Williams, Kastner	07/16/2021
L 624741	Approved --	09/08/2021	\$2,645.00	\$2,645.00	--	--	07/30/2021	Williams, Kastner	08/13/2021
L 625932	Approved --	10/14/2021	\$285.00	\$285.00	--	--	08/25/2021	Williams, Kastner	09/15/2021
L 627417	Approved --	12/22/2021	\$953.86	\$953.50	\$0.36	--	09/30/2021	Williams, Kastner	10/09/2021
L 628918	Approved --	12/12/2021	\$584.50	\$584.50	--	--	10/31/2021	Williams, Kastner	11/09/2021

L 630126	Approved --	01/06/2022	\$3,468.76	\$3,466.50	\$2.26	--	11/30/2021	Williams, Kastner	12/07/2021
L 631590	Approved --	01/21/2022	\$1,315.00	\$1,315.00	--	--	12/31/2021	Williams, Kastner	01/13/2022
L 463065	Approved --	12/20/2011	\$379.50	\$379.50	--	--	10/19/2011	Williams, Kastner	11/11/2011
L 633004	Approved --	02/15/2022	\$20,194.41	\$20,071.00	\$123.41	--	01/31/2022	Williams, Kastner	02/11/2022
L 635494	Approved --	04/28/2022	\$2,895.50	\$2,895.50	--	--	03/31/2022	Williams, Kastner	04/14/2022
L 637005	Approved --	05/31/2022	\$7,327.00	\$7,327.00	--	--	04/30/2022	Williams, Kastner	05/10/2022
L 638580	Approved --	06/22/2022	\$47.50	\$47.50	--	--	05/31/2022	Williams, Kastner	06/15/2022
L 640355	Approved --	07/29/2022	\$545.02	\$540.50	\$4.52	--	06/30/2022	Williams, Kastner	07/21/2022
L 641318	Approved --	09/14/2022	\$182.50	\$182.50	--	--	07/31/2022	Williams, Kastner	08/10/2022
L 642736	Approved --	10/19/2022	\$36.50	\$36.50	--	--	08/31/2022	Williams, Kastner	09/13/2022
L 644092	Approved --	10/19/2022	\$4,414.81	\$4,370.50	\$44.31	--	09/30/2022	Williams, Kastner	10/11/2022

Total of Entries:	205,674.20	0.00
Num of Entries Shown:	59	59

Full Account	Date	Amount USD	Amount CAD
--------------	------	------------	------------

646906	Approved -- 12/14/2022	\$1,012.00	\$1,012.00	-- -- 11/30/2022 Williams, Kastner 12/09/2022
648491	Approved -- 02/03/2023	\$7,549.50	\$7,549.50	-- -- 12/31/2022 Williams, Kastner 01/13/2023
649486	Approved -- 02/22/2023	\$10,420.50	\$10,420.50	-- -- 01/31/2023 Williams, Kastner 02/09/2023
651034	Approved -- 03/14/2023	\$2,245.00	\$2,245.00	-- -- 02/28/2023 Williams, Kastner 03/09/2023
653852	Approved -- 06/02/2023	\$6,787.50	\$6,787.50	-- -- 04/30/2023 Williams, Kastner 05/05/2023
655273	Approved -- 07/03/2023	\$2,625.00	\$2,625.00	-- -- 05/31/2023 Williams, Kastner 06/02/2023
634119	Approved -- 03/23/2022	\$1,464.00	\$1,457.50	\$6.50 -- 02/28/2022 Williams, Kastner 03/08/2022

Date Range:

From: 2022-08

To: 2023-07

Total of Entries:

Num of Entries Shown:

*pstd: P = Posted, U = Unposted, S = Staged, C:0 = I/C Unposted, -1 = Hanging out there.

*records limit: 10000

Full Account	Nat Currency	Journal Control Num	Pstd*	Journal Description
--------------	--------------	---------------------	-------	---------------------

--	--	--	--	--

Date Range:

From: 2022-08

To: 2023-07

Total of Entries:

Num of Entries Shown:

*pstd: P = Posted, U = Unposted, S = Staged, C:0 = I/C Unposted, -1 = Hanging out there.

*records limit: 10000

Full Account	Nat Currency	Journal Control Num	Pstd*	Journal Description
--------------	--------------	---------------------	-------	---------------------

Per discussion with company on 10/6/2023, the company note was not updated to reflect amortizing legal expenses related to significant cases over 3 years.

L 605340	Approved --	08/06/2020	\$427.50	\$427.50
L 606612	Approved --	08/06/2020	\$27,998.10	\$27,998.10
L 435169	Approved --	04/06/2010	\$726.00	\$726.00
L 608059	Approved --	10/05/2020	\$6,430.95	\$6,430.95
L 609404	Approved --	10/06/2020	\$13,580.22	\$13,580.22
L 610451	Approved --	11/10/2020	\$4,111.20	\$4,111.20
L 613319	Approved --	12/22/2020	\$6,256.80	\$6,256.80
L 614872	Approved --	02/05/2021	\$4,657.95	\$4,657.95
L 616100	Approved --	03/30/2021	\$11,558.50	\$11,558.50
L 618942	Approved --	04/26/2021	\$12,960.50	\$12,960.50
L 617612	Approved --	04/26/2021	\$6,258.00	\$6,258.00
L 620624	Approved --	05/21/2021	\$8,795.00	\$8,795.00
L 621939	Approved --	06/23/2021	\$34,214.49	\$34,214.49
L 623660	Approved --	08/16/2021	\$20,732.34	\$20,732.34
L 624741	Approved --	09/08/2021	\$2,645.00	\$2,645.00
L 625932	Approved --	10/14/2021	\$285.00	\$285.00
L 627417	Approved --	12/22/2021	\$953.86	\$953.86
L 628918	Approved --	12/12/2021	\$584.50	\$584.50
L 630126	Approved --	01/06/2022	\$3,468.76	\$3,468.76
L 631590	Approved --	01/21/2022	\$1,315.00	\$1,315.00
L 463065	Approved --	12/20/2011	\$379.50	\$379.50
L 633004	Approved --	02/15/2022	\$20,194.41	\$20,194.41
L 635494	Approved --	04/28/2022	\$2,895.50	\$2,895.50
L 637005	Approved --	05/31/2022	\$7,327.00	\$7,327.00
L 638580	Approved --	06/22/2022	\$47.50	\$47.50
L 640355	Approved --	07/29/2022	\$545.02	\$545.02
L 641318	Approved --	09/14/2022	\$182.50	\$182.50
L 642736	Approved --	10/19/2022	\$36.50	\$36.50
L 644092	Approved --	10/19/2022	\$4,414.81	\$4,414.81

Date Range:

From: 2022-08

To: 2023-07

Total of Entries:

Num of Entries Shown:

*pstd: P = Posted, U = Unposted, S = Staged, C:0 = I/C Unposted, -1 = Hanging out there.

*records limit: 10000

Full Account	Nat	Currency	Journal Control Num	Pstd*	Journal Description
--------------	-----	----------	---------------------	-------	---------------------


646906	Approved	--	12/14/2022	\$1,012.00	\$1,012.00
648491	Approved	--	02/03/2023	\$7,549.50	\$7,549.50
649486	Approved	--	02/22/2023	\$10,420.50	\$10,420.50
651034	Approved	--	03/14/2023	\$2,245.00	\$2,245.00
653852	Approved	--	06/02/2023	\$6,787.50	\$6,787.50
655273	Approved	--	07/03/2023	\$2,625.00	\$2,625.00
634119	Approved	--	03/23/2022	\$1,464.00	\$1,457.50

Districts:
Accts:
System:
Subsystem:

Total of Entries:

Num of Entries Shown:

Full Account	User	R/Type	Vendor Code	One Time Vendor
--------------	------	--------	-------------	-----------------



Districts:
Accts:
System:
Subsystem:

Total of Entries:
Num of Entries Shown:

Full Account User R/Type Vendor Code One Time Vendor

Full Account	User	R/Type	Vendor Code	One Time Vendor
L 605340	Approved --	08/06/2020	\$427.50	\$427.50
L 606612	Approved --	08/06/2020	\$27,998.10	\$27,998.10
L 435169	Approved --	04/06/2010	\$726.00	\$726.00
L 608059	Approved --	10/05/2020	\$6,430.95	\$6,430.95
L 609404	Approved --	10/06/2020	\$13,580.22	\$13,580.22
L 610451	Approved --	11/10/2020	\$4,111.20	\$4,111.20
L 613319	Approved --	12/22/2020	\$6,256.80	\$6,256.80
L 614872	Approved --	02/05/2021	\$4,657.95	\$4,657.95
L 616100	Approved --	03/30/2021	\$11,558.50	\$11,558.50
L 618942	Approved --	04/26/2021	\$12,960.50	\$12,960.50
L 617612	Approved --	04/26/2021	\$6,258.00	\$6,258.00
L 620624	Approved --	05/21/2021	\$8,795.00	\$8,795.00
L 621939	Approved --	06/23/2021	\$34,214.49	\$34,214.49
L 623660	Approved --	08/16/2021	\$20,732.34	\$20,732.34
L 624741	Approved --	09/08/2021	\$2,645.00	\$2,645.00
L 625932	Approved --	10/14/2021	\$285.00	\$285.00
L 627417	Approved --	12/22/2021	\$953.86	\$953.86
L 628918	Approved --	12/12/2021	\$584.50	\$584.50
L 630126	Approved --	01/06/2022	\$3,468.76	\$3,468.76
L 631590	Approved --	01/21/2022	\$1,315.00	\$1,315.00
L 463065	Approved --	12/20/2011	\$379.50	\$379.50
L 633004	Approved --	02/15/2022	\$20,194.41	\$20,194.41
L 635494	Approved --	04/28/2022	\$2,895.50	\$2,895.50
L 637005	Approved --	05/31/2022	\$7,327.00	\$7,327.00
L 638580	Approved --	06/22/2022	\$47.50	\$47.50
L 640355	Approved --	07/29/2022	\$545.02	\$545.02
L 641318	Approved --	09/14/2022	\$182.50	\$182.50
L 642736	Approved --	10/19/2022	\$36.50	\$36.50
L 644092	Approved --	10/19/2022	\$4,414.81	\$4,414.81

Districts:
Accts:
System:
Subsystem:

Total of Entries:

Num of Entries Shown:

Full Account User R/Type Vendor Code One Time Vendor

Full Account	User	R/Type	Vendor Code	One Time Vendor
646906		Approved --	12/14/2022	\$1,012.00 \$1,012.00
648491		Approved --	02/03/2023	\$7,549.50 \$7,549.50
649486		Approved --	02/22/2023	\$10,420.50 \$10,420.50
651034		Approved --	03/14/2023	\$2,245.00 \$2,245.00
653852		Approved --	06/02/2023	\$6,787.50 \$6,787.50
655273		Approved --	07/03/2023	\$2,625.00 \$2,625.00
634119		Approved --	03/23/2022	\$1,464.00 \$1,457.50

Other Criteria

2112
70235

Vendor Code:
Amount From:
Amount To:
Posting:

Total of Entries:
Num of Entries Shown:

Full Account	Further Description	Date Doc	Doc Desc
--------------	---------------------	----------	----------

--	--	--	--

Other Criteria

2112
70235

Vendor Code:
Amount From:
Amount To:
Posting:

Total of Entries:
Num of Entries Shown:

Full Account	Further Description	Date Doc	Doc Desc
--------------	---------------------	----------	----------

L 605340	Approved --	08/06/2020	\$427.50 \$427.50
L 606612	Approved --	08/06/2020	\$27,998.10 \$27,998.10
L 435169	Approved --	04/06/2010	\$726.00 \$726.00
L 608059	Approved --	10/05/2020	\$6,430.95 \$6,430.95
L 609404	Approved --	10/06/2020	\$13,580.22 \$13,580.22
L 610451	Approved --	11/10/2020	\$4,111.20 \$4,111.20
L 613319	Approved --	12/22/2020	\$6,256.80 \$6,256.80
L 614872	Approved --	02/05/2021	\$4,657.95 \$4,657.95
L 616100	Approved --	03/30/2021	\$11,558.50 \$11,558.50
L 618942	Approved --	04/26/2021	\$12,960.50 \$12,960.50
L 617612	Approved --	04/26/2021	\$6,258.00 \$6,258.00
L 620624	Approved --	05/21/2021	\$8,795.00 \$8,795.00
L 621939	Approved --	06/23/2021	\$34,214.49 \$34,214.49
L 623660	Approved --	08/16/2021	\$20,732.34 \$20,732.34
L 624741	Approved --	09/08/2021	\$2,645.00 \$2,645.00
L 625932	Approved --	10/14/2021	\$285.00 \$285.00
L 627417	Approved --	12/22/2021	\$953.86 \$953.86
L 628918	Approved --	12/12/2021	\$584.50 \$584.50
L 630126	Approved --	01/06/2022	\$3,468.76 \$3,468.76
L 631590	Approved --	01/21/2022	\$1,315.00 \$1,315.00
L 463065	Approved --	12/20/2011	\$379.50 \$379.50
L 633004	Approved --	02/15/2022	\$20,194.41 \$20,194.41
L 635494	Approved --	04/28/2022	\$2,895.50 \$2,895.50
L 637005	Approved --	05/31/2022	\$7,327.00 \$7,327.00
L 638580	Approved --	06/22/2022	\$47.50 \$47.50
L 640355	Approved --	07/29/2022	\$545.02 \$545.02
L 641318	Approved --	09/14/2022	\$182.50 \$182.50
L 642736	Approved --	10/19/2022	\$36.50 \$36.50
L 644092	Approved --	10/19/2022	\$4,414.81 \$4,414.81

Other Criteria

2112
70235

Vendor Code:
Amount From:
Amount To:
Posting:

Total of Entries:
Num of Entries Shown:

Full Account	Further Description	Date Doc	Doc Desc
--------------	---------------------	----------	----------

646906	Approved --	12/14/2022	\$1,012.00 \$1,012.00
648491	Approved --	02/03/2023	\$7,549.50 \$7,549.50
649486	Approved --	02/22/2023	\$10,420.50 \$10,420.50
651034	Approved --	03/14/2023	\$2,245.00 \$2,245.00
653852	Approved --	06/02/2023	\$6,787.50 \$6,787.50
655273	Approved --	07/03/2023	\$2,625.00 \$2,625.00
634119	Approved --	03/23/2022	\$1,464.00 \$1,457.50




All

Total of Entries:

Num of Entries Shown:

Full Account	Doc Ctrl Num	Po Ctrl Num	Vendor Order Nur Ticket Num	Document 2
--------------	--------------	-------------	-----------------------------	------------



All

Total of Entries:

Num of Entries Shown:

Full Account	Doc Ctrl Num	Po Ctrl Num	Vendor Order Nur Ticket Num	Document 2
--------------	--------------	-------------	-----------------------------	------------



L 605340	Approved --	08/06/2020	\$427.50	\$427.50
L 606612	Approved --	08/06/2020	\$27,998.10	\$27,998.10
L 435169	Approved --	04/06/2010	\$726.00	\$726.00
L 608059	Approved --	10/05/2020	\$6,430.95	\$6,430.95
L 609404	Approved --	10/06/2020	\$13,580.22	\$13,580.22
L 610451	Approved --	11/10/2020	\$4,111.20	\$4,111.20
L 613319	Approved --	12/22/2020	\$6,256.80	\$6,256.80
L 614872	Approved --	02/05/2021	\$4,657.95	\$4,657.95
L 616100	Approved --	03/30/2021	\$11,558.50	\$11,558.50
L 618942	Approved --	04/26/2021	\$12,960.50	\$12,960.50
L 617612	Approved --	04/26/2021	\$6,258.00	\$6,258.00
L 620624	Approved --	05/21/2021	\$8,795.00	\$8,795.00
L 621939	Approved --	06/23/2021	\$34,214.49	\$34,214.49
L 623660	Approved --	08/16/2021	\$20,732.34	\$20,732.34
L 624741	Approved --	09/08/2021	\$2,645.00	\$2,645.00
L 625932	Approved --	10/14/2021	\$285.00	\$285.00
L 627417	Approved --	12/22/2021	\$953.86	\$953.86
L 628918	Approved --	12/12/2021	\$584.50	\$584.50

L 630126	Approved --	01/06/2022	\$3,468.76	\$3,468.76
L 631590	Approved --	01/21/2022	\$1,315.00	\$1,315.00
L 463065	Approved --	12/20/2011	\$379.50	\$379.50
L 633004	Approved --	02/15/2022	\$20,194.41	\$20,194.41
L 635494	Approved --	04/28/2022	\$2,895.50	\$2,895.50
L 637005	Approved --	05/31/2022	\$7,327.00	\$7,327.00
L 638580	Approved --	06/22/2022	\$47.50	\$47.50
L 640355	Approved --	07/29/2022	\$545.02	\$545.02
L 641318	Approved --	09/14/2022	\$182.50	\$182.50
L 642736	Approved --	10/19/2022	\$36.50	\$36.50
L 644092	Approved --	10/19/2022	\$4,414.81	\$4,414.81

All

Total of Entries:

Num of Entries Shown:


Full Account	Doc Ctrl Num	Po Ctrl Num	Vendor Order Nur Ticket Num	Document 2
--------------	--------------	-------------	-----------------------------	------------

646906	Approved --	12/14/2022	\$1,012.00	\$1,012.00
648491	Approved --	02/03/2023	\$7,549.50	\$7,549.50
649486	Approved --	02/22/2023	\$10,420.50	\$10,420.50
651034	Approved --	03/14/2023	\$2,245.00	\$2,245.00
653852	Approved --	06/02/2023	\$6,787.50	\$6,787.50
655273	Approved --	07/03/2023	\$2,625.00	\$2,625.00
634119	Approved --	03/23/2022	\$1,464.00	\$1,457.50

Total of Entries:

Num of Entries Shown:

Full Account	Document 1	Class Code	Date Entered	Date Posted	Amt Net	Date Due	Database	Reversing Flag
--------------	------------	------------	--------------	-------------	---------	----------	----------	----------------



Total of Entries:
 Num of Entries Shown:

Full Account	Document 1	Class Code	Date Entered	Date Posted	Amt Net	Date Due	Database	Reversing Flag
--------------	------------	------------	--------------	-------------	---------	----------	----------	----------------



L 605340	Approved --	08/06/2020	\$427.50	\$427.50				
L 606612	Approved --	08/06/2020	\$27,998.10	\$27,998.10				
L 435169	Approved --	04/06/2010	\$726.00	\$726.00				
L 608059	Approved --	10/05/2020	\$6,430.95	\$6,430.95				
L 609404	Approved --	10/06/2020	\$13,580.22	\$13,580.22				
L 610451	Approved --	11/10/2020	\$4,111.20	\$4,111.20				
L 613319	Approved --	12/22/2020	\$6,256.80	\$6,256.80				
L 614872	Approved --	02/05/2021	\$4,657.95	\$4,657.95				
L 616100	Approved --	03/30/2021	\$11,558.50	\$11,558.50				
L 618942	Approved --	04/26/2021	\$12,960.50	\$12,960.50				
L 617612	Approved --	04/26/2021	\$6,258.00	\$6,258.00				
L 620624	Approved --	05/21/2021	\$8,795.00	\$8,795.00				
L 621939	Approved --	06/23/2021	\$34,214.49	\$34,214.49				
L 623660	Approved --	08/16/2021	\$20,732.34	\$20,732.34				
L 624741	Approved --	09/08/2021	\$2,645.00	\$2,645.00				
L 625932	Approved --	10/14/2021	\$285.00	\$285.00				
L 627417	Approved --	12/22/2021	\$953.86	\$953.86				
L 628918	Approved --	12/12/2021	\$584.50	\$584.50				

L 630126	Approved --	01/06/2022	\$3,468.76	\$3,468.76				
L 631590	Approved --	01/21/2022	\$1,315.00	\$1,315.00				
L 463065	Approved --	12/20/2011	\$379.50	\$379.50				
L 633004	Approved --	02/15/2022	\$20,194.41	\$20,194.41				
L 635494	Approved --	04/28/2022	\$2,895.50	\$2,895.50				
L 637005	Approved --	05/31/2022	\$7,327.00	\$7,327.00				
L 638580	Approved --	06/22/2022	\$47.50	\$47.50				
L 640355	Approved --	07/29/2022	\$545.02	\$545.02				
L 641318	Approved --	09/14/2022	\$182.50	\$182.50				
L 642736	Approved --	10/19/2022	\$36.50	\$36.50				
L 644092	Approved --	10/19/2022	\$4,414.81	\$4,414.81				

Total of Entries:

Num of Entries Shown:

Full Account	Document 1	Class Code	Date Entered	Date Posted	Amt Net	Date Due	Database	Reversing Flag
--------------	------------	------------	--------------	-------------	---------	----------	----------	----------------


[REDACTED]	[REDACTED]	[REDACTED]	[REDACTED]	[REDACTED]	[REDACTED]	[REDACTED]	[REDACTED]	[REDACTED]
[REDACTED]	[REDACTED]	[REDACTED]	12/14/2022	[REDACTED]	\$1,012.00	[REDACTED]	[REDACTED]	[REDACTED]
[REDACTED]	[REDACTED]	[REDACTED]	02/03/2023	[REDACTED]	\$7,549.50	[REDACTED]	[REDACTED]	[REDACTED]
[REDACTED]	[REDACTED]	[REDACTED]	02/22/2023	[REDACTED]	\$10,420.50	[REDACTED]	[REDACTED]	[REDACTED]
[REDACTED]	[REDACTED]	[REDACTED]	03/14/2023	[REDACTED]	\$2,245.00	[REDACTED]	[REDACTED]	[REDACTED]
[REDACTED]	[REDACTED]	[REDACTED]	06/02/2023	[REDACTED]	\$6,787.50	[REDACTED]	[REDACTED]	[REDACTED]
[REDACTED]	[REDACTED]	[REDACTED]	07/03/2023	[REDACTED]	\$2,625.00	[REDACTED]	[REDACTED]	[REDACTED]
[REDACTED]	[REDACTED]	[REDACTED]	[REDACTED]	[REDACTED]	[REDACTED]	[REDACTED]	[REDACTED]	[REDACTED]
[REDACTED]	[REDACTED]	[REDACTED]	03/23/2022	[REDACTED]	\$1,464.00	[REDACTED]	[REDACTED]	[REDACTED]

Total of Entries:

Num of Entries Shown:


Not included in print range

Full Account	Hold Flag	Recurri ng Flag	Repeating Flag	Type Flag	Posted Flag	Seg1	Seg2	Seg3	Seg4	aged_RefCo
--------------	-----------	--------------------	-------------------	-----------	----------------	------	------	------	------	------------



Total of Entries:
 Num of Entries Shown:

Full Account	Hold Flag	Recurri ng Flag	Repeating Flag	Type Flag	Posted Flag	Seg1	Seg2	Seg3	Seg4	aged_RefCo	Not included in print range	



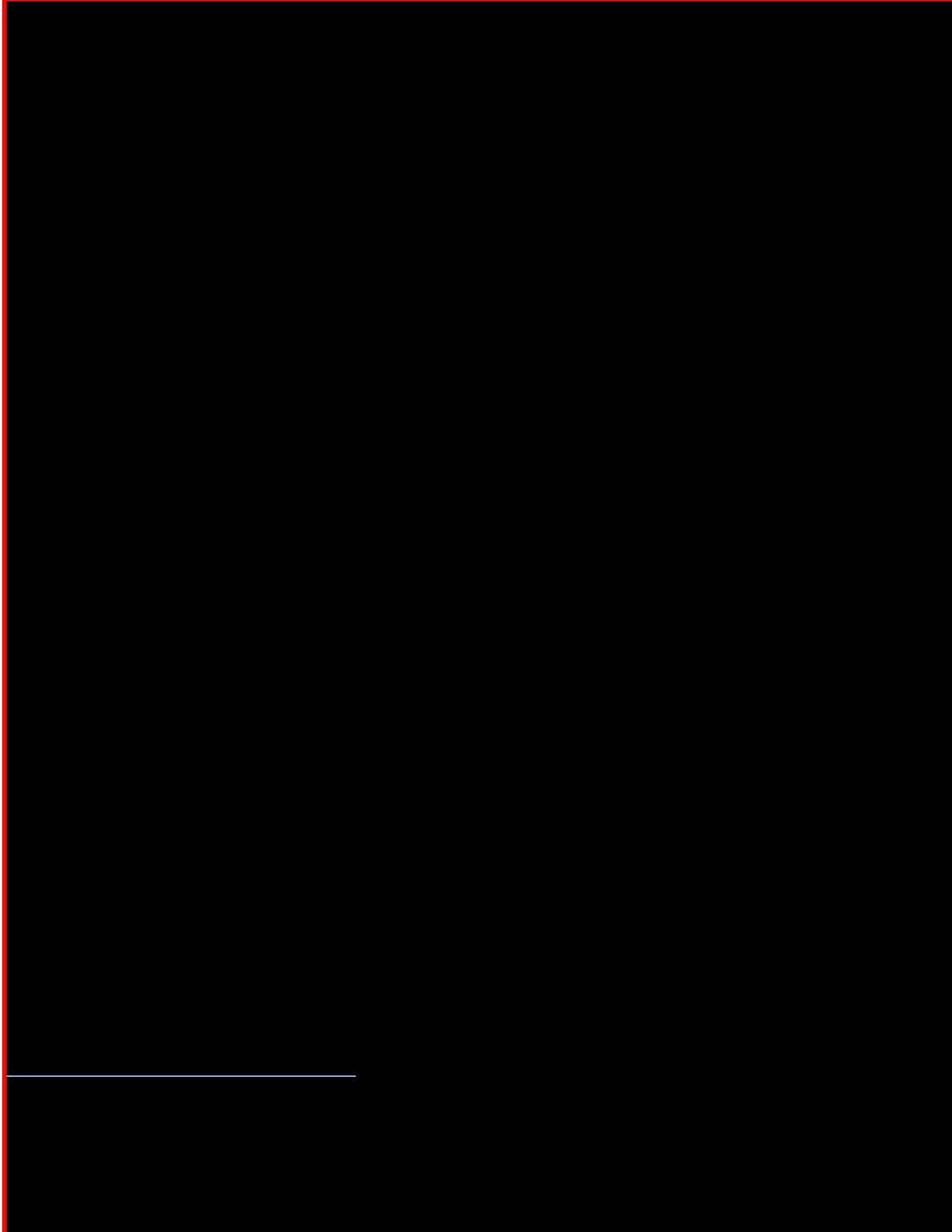
L 605340	Approved --	08/06/2020			\$427.50	\$427.50						
L 606612	Approved --	08/06/2020			\$27,998.10	\$27,998.10						
L 435169	Approved --	04/06/2010			\$726.00	\$726.00						
L 608059	Approved --	10/05/2020			\$6,430.95	\$6,430.95						
L 609404	Approved --	10/06/2020			\$13,580.22	\$13,580.22						
L 610451	Approved --	11/10/2020			\$4,111.20	\$4,111.20						
L 613319	Approved --	12/22/2020			\$6,256.80	\$6,256.80						
L 614872	Approved --	02/05/2021			\$4,657.95	\$4,657.95						
L 616100	Approved --	03/30/2021			\$11,558.50	\$11,558.50						
L 618942	Approved --	04/26/2021			\$12,960.50	\$12,960.50						
L 617612	Approved --	04/26/2021			\$6,258.00	\$6,258.00						
L 620624	Approved --	05/21/2021			\$8,795.00	\$8,795.00						
L 621939	Approved --	06/23/2021			\$34,214.49	\$33,914.49						
L 623660	Approved --	08/16/2021			\$20,732.34	\$20,632.34						
L 624741	Approved --	09/08/2021			\$2,645.00	\$2,645.00						
L 625932	Approved --	10/14/2021			\$285.00	\$285.00						
L 627417	Approved --	12/22/2021			\$953.86	\$953.86						
L 628918	Approved --	12/12/2021			\$584.50	\$584.50						

L 630126	Approved --	01/06/2022			\$3,468.76	\$3,468.76						
L 631590	Approved --	01/21/2022			\$1,315.00	\$1,315.00						
L 463065	Approved --	12/20/2011			\$379.50	\$379.50						
L 633004	Approved --	02/15/2022			\$20,194.41	\$20,074.41						
L 635494	Approved --	04/28/2022			\$2,895.50	\$2,895.50						
L 637005	Approved --	05/31/2022			\$7,327.00	\$7,327.00						
L 638580	Approved --	06/22/2022			\$47.50	\$47.50						
L 640355	Approved --	07/29/2022			\$545.02	\$545.02						
L 641318	Approved --	09/14/2022			\$182.50	\$182.50						
L 642736	Approved --	10/19/2022			\$36.50	\$36.50						
L 644092	Approved --	10/19/2022			\$4,414.81	\$4,374.81						

Total of Entries:

Num of Entries Shown:

Full Account	Staged_DocRef	Staged Year Month	Staged District	VO Number
--------------	---------------	-------------------	-----------------	-----------



Total of Entries:

Num of Entries Shown:

Full Account	Staged_DocRef	Staged Year Month	Staged District	VO Number
--------------	---------------	-------------------	-----------------	-----------

[REDACTED]	Approved --	12/14/2022	\$1,012.00	\$1,012.00
646906	Approved --	12/14/2022	\$1,012.00	\$1,012.00
[REDACTED]	Approved --	02/03/2023	\$7,549.50	\$7,549.50
648491	Approved --	02/03/2023	\$7,549.50	\$7,549.50
[REDACTED]	Approved --	02/22/2023	\$10,420.50	\$10,420.50
649486	Approved --	02/22/2023	\$10,420.50	\$10,420.50
[REDACTED]	Approved --	03/14/2023	\$2,245.00	\$2,245.00
651034	Approved --	03/14/2023	\$2,245.00	\$2,245.00
[REDACTED]	Approved --	06/02/2023	\$6,787.50	\$6,787.50
653852	Approved --	06/02/2023	\$6,787.50	\$6,787.50
[REDACTED]	Approved --	07/03/2023	\$2,625.00	\$2,625.00
655273	Approved --	07/03/2023	\$2,625.00	\$2,625.00
[REDACTED]	Approved --	03/23/2022	\$1,464.00	\$1,457.50
634119	Approved --	03/23/2022	\$1,464.00	\$1,457.50

REGION G&A STATEMENT

	Aug-22	Sep-22	Oct-22	Nov-22	Dec-22	Jan-23	Feb-23	Mar-23	Apr-23	May-23
70036 Other Bonus/Commission - Non-Safety										
70086 Safety and Training										
70090 WCN Training										
70095 Empl & Commun Activ										
70105 Employee Relocation										
70110 Contributions										
70147 Bldg & Property Maint										
70165 Communications										
70167 Cellular Telephone										
70170 Qualifying Operating Lease Expense										
70171 Variable Qualifying Lease Expense										
70185 Postage										
70190 Registration Fees										
70195 Dues and Subscriptions										
70200 Travel										
70201 Entertainment										
70202 Excursions Meetings										
70203 Lodging										
70205 Travel - Auto										
70206 Meals										
70207 Meals with Customers										
70210 Office Supplies and Equip										
70214 Credit Card Fees										
70215 Bank Charges										
70216 Outside Storages										
70225 Advertising and Promotions										
70230 External Recruiter Fees										
70231 Recruitment Advertising & Expenses										
70232 Recruitment Travel Expenses										
70255 Other Prof Fees										
70275 Property Taxes										
70301 Computer Software										
70302 Computer Supplies										
70303 Software License Fees										
70320 Credit and Collection										
70326 Deductible Current Year										
70330 Equipment/Truck Rodeo										
70336 Coffee Bar										
70902 Visual Lease Clearing Account										
G&A										

REGION G&A STATEMENT

Aug-22	Sep-22	Oct-22	Nov-22	Dec-22	Jan-23	Feb-23	Mar-23	Apr-23	May-23
--------	--------	--------	--------	--------	--------	--------	--------	--------	--------

Region OH Calculation
 Olympic
 August 1, 2022 - July 31, 2023

August-Sept 2022	2.15%
Oct-Nov 2022	2.08%
Dec 2022	2.04%
Jan-Mar 2023	1.55%
April - July 2023	1.63%

Exh. JW-7R

REGION G&A STATEMENT

	Jun-23	Jul-23	Total	Olympic Allocation	Adjust Out Unallowable	Adjusted Region OH Allocation
70036 Other Bonus/Commission - Non-Safety						
70086 Safety and Training						
70090 WCN Training						
70095 Empl & Commun Activ						
70105 Employee Relocation						
70110 Contributions						
70147 Bldg & Property Maint						
70165 Communications						
70167 Cellular Telephone						
70170 Qualifying Operating Lease Expense						
70171 Variable Qualifying Lease Expense						
70185 Postage						
70190 Registration Fees						
70195 Dues and Subscriptions						
70200 Travel						
70201 Entertainment						
70202 Excursions Meetings						
70203 Lodging						
70205 Travel - Auto						
70206 Meals						
70207 Meals with Customers						
70210 Office Supplies and Equip						
70214 Credit Card Fees						
70215 Bank Charges						
70216 Outside Storages						
70225 Advertising and Promotions						
70230 External Recruiter Fees						
70231 Recruitment Advertising & Expenses						
70232 Recruitment Travel Expenses						
70255 Other Prof Fees						
70275 Property Taxes						
70301 Computer Software						
70302 Computer Supplies						
70303 Software License Fees						
70320 Credit and Collection						
70326 Deductible Current Year						
70330 Equipment/Truck Rodeo						
70336 Coffee Bar						
70902 Visual Lease Clearing Account						
G&A						

Region OH Calculation
 Olympic
 August 1, 2022 - July 31, 2023

Exh. JW-7R

August-Sept 2022	2.15%
Oct-Nov 2022	2.08%
Dec 2022	2.04%
Jan-Mar 2023	1.55%
April - July 2023	1.63%

REGION G&A STATEMENT

Jun-23	Jul-23	Total	Olympic Allocation	Adjust Out Unallowable	Adjusted Region OH Allocation
--------	--------	-------	--------------------	------------------------	-------------------------------

REGION G&A STATEMENT	August-Sept 2022	Oct - Nov 2022	December 2022			
70036 Other Bonus/Commission - Non-Safety						
70086 Safety and Training						
70090 WCN Training						
70095 Empl & Commun Activ						
70105 Employee Relocation						
70110 Contributions						
70147 Bldg & Property Maint						
70165 Communications						
70167 Cellular Telephone						
70170 Qualifying Operating Lease Expense						
70171 Variable Qualifying Lease Expense						
70185 Postage						
70190 Registration Fees						
70195 Dues and Subscriptions						
70200 Travel						
70201 Entertainment						
70202 Excursions Meetings						
70203 Lodging						
70205 Travel - Auto						
70206 Meals						
70207 Meals with Customers						
70210 Office Supplies and Equip						
70214 Credit Card Fees						
70215 Bank Charges						
70216 Outside Storages						
70225 Advertising and Promotions						
70230 External Recruiter Fees						
70231 Recruitment Advertising & Expenses						
70232 Recruitment Travel Expenses						
70255 Other Prof Fees						
70275 Property Taxes						
70301 Computer Software						
70302 Computer Supplies						
70303 Software License Fees						
70320 Credit and Collection						
70326 Deductible Current Year						
70330 Equipment/Truck Rodeo						
70336 Coffee Bar						
70902 Visual Lease Clearing Account						
G&A						

REGION G&A STATEMENT

August-Sept 2022

Oct - Nov 2022

December 2022



The table content is completely redacted with a large black block. The table structure is defined by the headers: August-Sept 2022, Oct - Nov 2022, and December 2022.


Region OH Calculation
 Olympic
 August 1, 2022 - July 31, 2023

REGION G&A STATEMENT	Jan-March 2023	April - July 2023
70036 Other Bonus/Commission - Non-Safety		
70086 Safety and Training		
70090 WCN Training		
70095 Empl & Commun Activ		
70105 Employee Relocation		
70110 Contributions		
70147 Bldg & Property Maint		
70165 Communications		
70167 Cellular Telephone		
70170 Qualifying Operating Lease Expense		
70171 Variable Qualifying Lease Expense		
70185 Postage		
70190 Registration Fees		
70195 Dues and Subscriptions		
70200 Travel		
70201 Entertainment		
70202 Excursions Meetings		
70203 Lodging		
70205 Travel - Auto		
70206 Meals		
70207 Meals with Customers		
70210 Office Supplies and Equip		
70214 Credit Card Fees		
70215 Bank Charges		
70216 Outside Storages		
70225 Advertising and Promotions		
70230 External Recruiter Fees		
70231 Recruitment Advertising & Expenses		
70232 Recruitment Travel Expenses		
70255 Other Prof Fees		
70275 Property Taxes		
70301 Computer Software		
70302 Computer Supplies		
70303 Software License Fees		
70320 Credit and Collection		
70326 Deductible Current Year		
70330 Equipment/Truck Rodeo		
70336 Coffee Bar		
70902 Visual Lease Clearing Account		
G&A		

REGION G&A STATEMENT

Jan-March 2023

April - July 2023



The table content is completely redacted with a large black block. The redaction covers the entire data area under the 'Jan-March 2023' and 'April - July 2023' headers.

8,9,10,11,12


1,2,3,4,5,6,7




8,9,10,11,12

1,2,3,4,5,6,7








Equipment Cost Salvage Depr Test Year

Clallam (UTC)



Depreciation Expense Allocation				Average Investment Allocation				
Jefferson (UTC)	Mill Long Hauls (UTC)	Non-Regulated	Allocator	Clallam (UTC)	Jefferson (UTC)	Mill Long Hauls (UTC)	Non-Regulated	Allocator
[Redacted Content]								

Prepared for Docket TG-230661
 For Company Yakima Waste Systems, Inc.
 By Benjamin Sharbono

Link to Outputs

		Company Total Average Investment				
		\$				
		Staff Total Average Investment				
		\$				
		Lines of Service Average Investment Sub-Totals				
None		Shared	Resi MSW	COM	RO	MF
Garbage Truck	\$	2,635,337.85	\$ -	\$ -	\$ -	\$ -
Mill Haul Truck	\$	220,930.83	\$ -	\$ -	\$ -	\$ -
Roll Off Truck	\$	872,940.49	\$ -	\$ -	\$ -	\$ -
Recycling/YW Truck	\$	529,678.38	\$ -	\$ -	\$ -	\$ -
MRF Hauls Truck	\$	-	\$ -	\$ -	\$ -	\$ -
City Contract Specific Truck	\$	663,247.49	\$ -	\$ -	\$ -	\$ -
Container Delivery Truck	\$	194,754.71	\$ -	\$ -	\$ -	\$ -
Containers	\$	405,139.08	\$ -	\$ -	\$ -	\$ -
Roll Off	\$	212,899.36	\$ -	\$ -	\$ -	\$ -
Garbage Carts	\$	361,591.64	\$ -	\$ -	\$ -	\$ -
Recycling Bins - Jefferson UTC & Port Townsend	\$	34,569.41	\$ -	\$ -	\$ -	\$ -
Recycling Carts - Clallam UTC, Sequim, PA	\$	143,977.48	\$ -	\$ -	\$ -	\$ -
City Contract Specific	\$	17,360.95	\$ -	\$ -	\$ -	\$ -
Service Equipment	\$	35,063.37	\$ -	\$ -	\$ -	\$ -
Shop Equipment	\$	1,524,932.72	\$ -	\$ -	\$ -	\$ -
MRF Equipment	\$	265,017.48	\$ -	\$ -	\$ -	\$ -
Office Equipment	\$	11,595.78	\$ -	\$ -	\$ -	\$ -
Leasehold Improvement	\$	171,760.92	\$ -	\$ -	\$ -	\$ -
Office Building	\$	656,542.46	\$ -	\$ -	\$ -	\$ -
Land	\$	184,230.00	\$ -	\$ -	\$ -	\$ -
	\$	-	\$ -	\$ -	\$ -	\$ -
	\$	-	\$ -	\$ -	\$ -	\$ -
	\$	-	\$ -	\$ -	\$ -	\$ -
Fully Depreciated	\$	-	\$ -	\$ -	\$ -	\$ -
	\$	9,141,570.39	\$ -	\$ -	\$ -	\$ -

\$ 2,635,140.56

				Company Number of Assets	
6,506,429.82					
				Staff Number of Assets	
9,141,570.39				514	
Resi YW	Resi Recy	Com Recy		None	Shared
\$ -	\$ -	\$ -	\$ 2,635,337.85	Garbage Truck	\$ 506,251.04
\$ -	\$ -	\$ -	\$ 220,930.83	Mill Haul Truck	\$ 89,314.40
\$ -	\$ -	\$ -	\$ 872,940.49	Roll Off Truck	\$ 129,477.24
\$ -	\$ -	\$ -	\$ 529,678.38	Recycling/YW Truck	\$ 66,011.35
\$ -	\$ -	\$ -	\$ -	MRF Hauls Truck	\$ -
\$ -	\$ -	\$ -	\$ 663,247.49	City Contract Specific Truck	\$ 99,487.12
\$ -	\$ -	\$ -	\$ 194,754.71	Container Delivery Truck	\$ 20,237.67
\$ -	\$ -	\$ -	\$ 405,139.08	Containers	\$ 54,169.72
\$ -	\$ -	\$ -	\$ 212,899.36	Roll Off	\$ 34,736.32
\$ -	\$ -	\$ -	\$ 361,591.64	Garbage Carts	\$ 126,477.68
\$ -	\$ -	\$ -	\$ 34,569.41	Recycling Bins - Jefferson UTC & Port Townsend	\$ 12,150.61
\$ -	\$ -	\$ -	\$ 143,977.48	Recycling Carts - Clallam UTC, Sequim, PA	\$ 64,237.40
\$ -	\$ -	\$ -	\$ 17,360.95	City Contract Specific	\$ 2,939.81
\$ -	\$ -	\$ -	\$ 35,063.37	Service Equipment	\$ 17,620.22
\$ -	\$ -	\$ -	\$ 1,524,932.72	Shop Equipment	\$ 275,082.08
\$ -	\$ -	\$ -	\$ 265,017.48	MRF Equipment	\$ 36,928.35
\$ -	\$ -	\$ -	\$ 11,595.78	Office Equipment	\$ 4,999.57
\$ -	\$ -	\$ -	\$ 171,760.92	Leasehold Improvement	\$ 36,558.40
\$ -	\$ -	\$ -	\$ 656,542.46	Office Building	\$ 36,595.53
\$ -	\$ -	\$ -	\$ 184,230.00	Land	\$ -
\$ -	\$ -	\$ -	\$ -		\$ -
\$ -	\$ -	\$ -	\$ -		\$ -
\$ -	\$ -	\$ -	\$ -		\$ -
\$ -	\$ -	\$ -	\$ -	Fully Depreciated	\$ 811,873.34
\$ -	\$ -	\$ -	Totals		\$ 2,425,147.83

							\$ (112,106.79)
Company Total Depreciation Expense							
							1,725,381.29
Staff Total Depreciation Expense							
							1,613,274.50
Lines of Service Depreciation Expense Sub-Totals							
Resi MSW	COM	RO	MF	Resi YW	Resi Recy	Com Recy	
\$ -	\$ -	\$ -	\$ -	\$ -	\$ -	\$ -	\$ 506,251.04
\$ -	\$ -	\$ -	\$ -	\$ -	\$ -	\$ -	\$ 89,314.40
\$ -	\$ -	\$ -	\$ -	\$ -	\$ -	\$ -	\$ 129,477.24
\$ -	\$ -	\$ -	\$ -	\$ -	\$ -	\$ -	\$ 66,011.35
\$ -	\$ -	\$ -	\$ -	\$ -	\$ -	\$ -	\$ -
\$ -	\$ -	\$ -	\$ -	\$ -	\$ -	\$ -	\$ 99,487.12
\$ -	\$ -	\$ -	\$ -	\$ -	\$ -	\$ -	\$ 20,237.67
\$ -	\$ -	\$ -	\$ -	\$ -	\$ -	\$ -	\$ 54,169.72
\$ -	\$ -	\$ -	\$ -	\$ -	\$ -	\$ -	\$ 34,736.32
\$ -	\$ -	\$ -	\$ -	\$ -	\$ -	\$ -	\$ 126,477.68
\$ -	\$ -	\$ -	\$ -	\$ -	\$ -	\$ -	\$ 12,150.61
\$ -	\$ -	\$ -	\$ -	\$ -	\$ -	\$ -	\$ 64,237.40
\$ -	\$ -	\$ -	\$ -	\$ -	\$ -	\$ -	\$ 2,939.81
\$ -	\$ -	\$ -	\$ -	\$ -	\$ -	\$ -	\$ 17,620.22
\$ -	\$ -	\$ -	\$ -	\$ -	\$ -	\$ -	\$ 275,082.08
\$ -	\$ -	\$ -	\$ -	\$ -	\$ -	\$ -	\$ 36,928.35
\$ -	\$ -	\$ -	\$ -	\$ -	\$ -	\$ -	\$ 4,999.57
\$ -	\$ -	\$ -	\$ -	\$ -	\$ -	\$ -	\$ 36,558.40
\$ -	\$ -	\$ -	\$ -	\$ -	\$ -	\$ -	\$ 36,595.53
\$ -	\$ -	\$ -	\$ -	\$ -	\$ -	\$ -	\$ -
\$ -	\$ -	\$ -	\$ -	\$ -	\$ -	\$ -	\$ -
\$ -	\$ -	\$ -	\$ -	\$ -	\$ -	\$ -	\$ -
\$ -	\$ -	\$ -	\$ -	\$ -	\$ -	\$ -	\$ 811,873.34
\$ -	\$ -	\$ -	\$ -	\$ -	\$ -	\$ -	Totals

Prepared for Docket
For Company
By

TG-230661
Yakima Waste Systems, Inc.
Benjamin Sharbono

Asset Category	Asset #	Asset #
List	Asset #	Asset #
Recycling Bins - Jefferson UTC & Port Townsend	313091	313091
Fully Depreciated	312998	312998
Office Equipment	312639	312639
Office Equipment	312638	312638
Fully Depreciated	312110	312110
Fully Depreciated	312109	312109
Garbage Carts	311692	311692
Fully Depreciated	310045	310045
Fully Depreciated	309959	309959
Container Delivery Truck	309700	309700
Container Delivery Truck	309410	309410
Container Delivery Truck	309409	309409
Container Delivery Truck	309408	309408
Container Delivery Truck	309407	309407
Fully Depreciated	308418	308418
Fully Depreciated	308417	308417
Fully Depreciated	308416	308416
Fully Depreciated	308415	308415
Fully Depreciated	308293	308293
Fully Depreciated	308194	308194
Fully Depreciated	307783	307783
Fully Depreciated	307781	307781
Fully Depreciated	307488	307488
Fully Depreciated	307485	307485
Fully Depreciated	307479	307479
Containers	305964	305964
Containers	305963	305963
Container Delivery Truck	305639	305639
Container Delivery Truck	305638	305638
Containers	305303	305303
Containers	305302	305302
Containers	305301	305301
Containers	305300	305300
Office Equipment	304153	304153
Office Equipment	304152	304152
Fully Depreciated	302743	302743
Fully Depreciated	302742	302742
Fully Depreciated	302423	302423
Fully Depreciated	302422	302422
Garbage Truck	299286	299286
Roll Off Truck	298876	298876
Garbage Truck	298875	298875
Garbage Truck	298244	298244
Recycling/YW Truck	298176	298176
Recycling/YW Truck	298175	298175
Recycling Bins - Jefferson UTC & Port Townsend	298107	298107
Roll Off Truck	297478	297478
Roll Off Truck	297477	297477
Roll Off	294774	294774
Roll Off Truck	294555	294555
Roll Off Truck	294554	294554
Fully Depreciated	290998	290998
Fully Depreciated	290997	290997
Fully Depreciated	290996	290996
Fully Depreciated	290995	290995
Office Equipment	287547	287547
Office Equipment	287163	287163
Fully Depreciated	286335	286335
Containers	285324	285324
Containers	285321	285321

Containers	285305	285305
Containers	285303	285303
Containers	285292	285292
Containers	285287	285287
Containers	285284	285284
Containers	285283	285283
Containers	285282	285282
Containers	285278	285278
Containers	285277	285277
Containers	285275	285275
Garbage Carts	284341	284341
Shop Equipment	283931	283931
Shop Equipment	283930	283930
Office Equipment	283929	283929
Office Equipment	283928	283928
Office Equipment	283927	283927
Office Equipment	282057	282057
Office Equipment	282056	282056
Fully Depreciated	281620	281620
Fully Depreciated	281558	281558
Fully Depreciated	281458	281458
Fully Depreciated	281312	281312
Fully Depreciated	281311	281311
Fully Depreciated	281305	281305
Fully Depreciated	281292	281292
Fully Depreciated	281075	281075
Fully Depreciated	280498	280498
Fully Depreciated	279853	279853
Fully Depreciated	279807	279807
Fully Depreciated	279796	279796
Fully Depreciated	279328	279328
Fully Depreciated	279327	279327
Recycling Bins - Jefferson UTC & Port Townsend	278442	278442
Garbage Carts	277992	277992
Garbage Carts	277986	277986
Recycling Bins - Jefferson UTC & Port Townsend	277983	277983
Recycling Bins - Jefferson UTC & Port Townsend	277982	277982
Fully Depreciated	275282	275282
Fully Depreciated	275281	275281
Mill Haul Truck	275280	275280
Fully Depreciated	275279	275279
Fully Depreciated	275278	275278
Fully Depreciated	275277	275277
Fully Depreciated	275276	275276
Fully Depreciated	273622	273622
Garbage Truck	271212	271212
Recycling Bins - Jefferson UTC & Port Townsend	266846	266846
Containers	265287	265287
Containers	265280	265280
Containers	265279	265279
Roll Off Truck	265267	265267
Mill Haul Truck	264431	264431
Office Equipment	264053	264053
Office Equipment	263828	263828
Garbage Carts	260305	260305
Roll Off	260003	260003
Roll Off	260002	260002
Recycling Bins - Jefferson UTC & Port Townsend	259022	259022
Mill Haul Truck	254783	254783
Mill Haul Truck	254782	254782
Mill Haul Truck	254781	254781
Mill Haul Truck	254780	254780
Mill Haul Truck	254779	254779
Mill Haul Truck	254778	254778
Mill Haul Truck	254777	254777
Mill Haul Truck	254776	254776
Office Equipment	254484	254484
Office Equipment	254483	254483
Fully Depreciated	254050	254050
Fully Depreciated	254049	254049
Fully Depreciated	254048	254048
Fully Depreciated	254047	254047

Exh. JW-7R

Fully Depreciated		254046	254046
Fully Depreciated		254045	254045
Fully Depreciated		254044	254044
Fully Depreciated		254043	254043
Fully Depreciated		254042	254042
Fully Depreciated		253906	253906
Office Building		251580	251580
Containers		250266	250266
Containers		250265	250265
Containers		250264	250264
Containers		250263	250263
Containers		250262	250262
Containers		250261	250261
Containers		250260	250260
Containers		250259	250259
Garbage Carts		248118	248118
Recycling Carts - Clallam UTC, Sequim, PA		248117	248117
Office Building		247674	247674
Recycling Bins - Jefferson UTC & Port Townsend		246794	246794
Office Building		246599	246599
Shop Equipment		246144	246144
Mill Haul Truck		246088	246088
Fully Depreciated		246087	246087
Fully Depreciated		246086	246086
Fully Depreciated		246085	246085
Fully Depreciated		246084	246084
Fully Depreciated		246083	246083
Fully Depreciated		246082	246082
Office Building		246027	246027
Land		245955	245955
Garbage Carts		245720	245720
Fully Depreciated		104792	104792
Garbage Truck		0	0
Fully Depreciated		72013	72013
Garbage Truck		0	0
Fully Depreciated		69830	69830
Garbage Truck		0	0
Fully Depreciated		0	0
Fully Depreciated		173763	173763
Fully Depreciated		173772	173772
Fully Depreciated		99658	99658
Fully Depreciated		107722	107722
Fully Depreciated		109828	109828
Garbage Truck		117317	117317
Fully Depreciated		118536	118536
Garbage Truck		173840	173840
Fully Depreciated	181880/183281	181880/183281	
Garbage Truck	184362/184561	184362/184561	
Garbage Truck		195618	195618
Garbage Truck	204187/207701	204187/207701	
Garbage Truck	204184/207702	204184/207702	
Garbage Truck		202834	202834
Garbage Truck		219748	219748
Garbage Truck		219749	219749
Garbage Truck		221747	221747
Garbage Truck		223825	223825
Garbage Truck	Q1 2020	Q1 2020	
Garbage Truck	Q1 2020	Q1 2020	
Garbage Truck		232598	232598
Garbage Truck		232599	232599
Fully Depreciated		42965	42965
Roll Off Truck		0	0
Fully Depreciated		118074	118074
Fully Depreciated		125847	125847
Fully Depreciated		0	0
Fully Depreciated		109828	109828
Roll Off Truck	183280/183718	183280/183718	
Roll Off Truck		217462	217462
Fully Depreciated		105711	105711
Fully Depreciated		109828	109828
Fully Depreciated		173834	173834
Fully Depreciated		126398	126398

Exh. JW-7R

Roll Off	133216	133216
Roll Off	133564	133564
Roll Off	167238	167238
Roll Off	167239	167239
Roll Off	181670	181670
Roll Off	181671	181671
Roll Off	243178	243178
Roll Off	200627	200627
Roll Off	200628	200628
Roll Off	216316	216316
Roll Off	216315	216315
Fully Depreciated	0	0
Fully Depreciated	0	0
Fully Depreciated	0	0
Fully Depreciated	0	0
Fully Depreciated	0	0
Fully Depreciated	0	0
Fully Depreciated	0	0
Fully Depreciated	0	0
Fully Depreciated	0	0
Fully Depreciated	0	0
Fully Depreciated	0	0
Fully Depreciated	0	0
Fully Depreciated	0	0
Fully Depreciated	0	0
Fully Depreciated	0	0
Fully Depreciated	0	0
Fully Depreciated	0	0
Fully Depreciated	0	0
Fully Depreciated	0	0
Fully Depreciated	0	0
Fully Depreciated	0	0
Fully Depreciated	104373	104373
Fully Depreciated	107394	107394
Fully Depreciated	116677	116677
Fully Depreciated	123237	123237
Fully Depreciated	123448	123448
Garbage Carts	167138	167138
Garbage Carts	173862	173862
Garbage Carts	173863	173863
Garbage Carts	173864	173864
Garbage Carts	178883	178883
Garbage Carts	178884	178884
Garbage Carts	178885	178885
Garbage Carts	178886	178886
Garbage Carts	179025	179025
Garbage Carts	179132	179132
Garbage Carts	201018	201018
Garbage Carts	201019	201019
Garbage Carts	201020	201020
Garbage Carts	203609	203609
Garbage Carts	210504	210504
Garbage Carts	212681	212681
Garbage Carts	212680	212680
Garbage Carts	225891	225891
Garbage Carts	231605	231605
Garbage Carts	231606	231606
Garbage Carts	231607	231607
Garbage Carts	231983	231983
Garbage Carts	231984	231984
Garbage Carts	233297	233297
Garbage Carts	233298	233298
Garbage Carts	233301	233301
Garbage Carts	234183	234183
Garbage Carts	234184	234184
Fully Depreciated	0	0
Recycling Bins - Jefferson UTC & Port Townsend	0	0
Fully Depreciated	128144	128144
Fully Depreciated	132477	132477
Recycling Bins - Jefferson UTC & Port Townsend	204803	204803
Recycling Bins - Jefferson UTC & Port Townsend	234065	234065
Recycling Bins - Jefferson UTC & Port Townsend	243433	243433

Exh. JW-7R

Recycling Carts - Clallam UTC, Sequim, PA		179887	179887
Recycling Carts - Clallam UTC, Sequim, PA		179932	179932
Recycling Carts - Clallam UTC, Sequim, PA		179933	179933
Recycling Carts - Clallam UTC, Sequim, PA		180264	180264
Recycling Carts - Clallam UTC, Sequim, PA		181057	181057
Recycling Carts - Clallam UTC, Sequim, PA		183526	183526
Recycling Carts - Clallam UTC, Sequim, PA		183527	183527
Recycling Carts - Clallam UTC, Sequim, PA		231985	231985
Recycling Carts - Clallam UTC, Sequim, PA		233299	233299
Recycling Carts - Clallam UTC, Sequim, PA		233300	233300
Recycling Carts - Clallam UTC, Sequim, PA		234185	234185
Recycling Carts - Clallam UTC, Sequim, PA		234186	234186
Recycling Carts - Clallam UTC, Sequim, PA		236848	236848
City Contract Specific		224643	224643
City Contract Specific		215133	215133
Fully Depreciated		130854	130854
Fully Depreciated		174644	174644
Fully Depreciated		227697	227697
Fully Depreciated		235326	235326
Service Equipment		235327	235327
Service Equipment		239568	239568
Service Equipment		240607	240607
Service Equipment		0	0
Fully Depreciated		87711	87711
Fully Depreciated		0	0
Fully Depreciated		0	0
Fully Depreciated		0	0
Fully Depreciated	105398/105399	105398/105399	
Fully Depreciated		128860	128860
Fully Depreciated		171683	171683
Fully Depreciated		186110	186110
Fully Depreciated	186565/186694	186565/186694	
Fully Depreciated		194634	194634
Fully Depreciated		194952	194952
Fully Depreciated		197793	197793
Shop Equipment	203680/ 197793	203680/ 197793	
Shop Equipment	203588 / 203587 / 197793	203588 / 203587 / 197793	
Fully Depreciated		203584	203584
Fully Depreciated		206228	206228
Shop Equipment		209508	209508
Shop Equipment		209507	209507
Shop Equipment		218617	218617
Fully Depreciated	218615, 220969, 220970, 221106, 221735	218615, 220969, 220970, 221106, 221735	
Shop Equipment		218614	218614
Shop Equipment	Q2 2020	Q2 2020	
Shop Equipment		0	0
MRF Equipment		171642	171642
MRF Equipment		185161	185161
Fully Depreciated		122560	122560
Office Equipment		186692	186692
Fully Depreciated		212890	212890
Fully Depreciated		0	0
Fully Depreciated		0	0
Fully Depreciated	115374/116107	115374/116107	
Fully Depreciated		122103	122103
Fully Depreciated		123532	123532
Fully Depreciated	131543/132353	131543/132353	
Fully Depreciated		139784	139784
Fully Depreciated		179236	179236
Fully Depreciated		180542	180542
Fully Depreciated		183543	183543
Fully Depreciated		194814	194814
Fully Depreciated		194954	194954
Fully Depreciated		196591	196591
Fully Depreciated		233213	233213
Leasehold Improvement	190224	190224	
Leasehold Improvement	190223	190223	
Leasehold Improvement	190222	190222	
Fully Depreciated	202995	202995	
Leasehold Improvement	202084	202084	
Leasehold Improvement	218616	218616	

Exh. JW-7R

MRF Equipment

Test Year			
Beginning		End	
Mo	Yr	Mo	Yr
8	2022	7	2023

Inputs									
Asset Description	Date in Service			Original Asset Cost	Salvage Value	Service Life	Business Unit Allocation	Regulated Allocation	Shared
	Day	Mo	Yr	\$	%	Yr	%	%	
1200.00%									
18 Gal Recycle Bins	6	2023		\$ 8,014.68	0%	5	100.0%	100.00%	100%
1 Yard FEL Containers	10	1997		\$ 188.01	0%	5	100.0%	100.00%	100%
HP USB-C G5 Essential Dock - SN: 5CG301ZYB1	7	2023		\$ 202.67	0%	3	100.0%	100.00%	100%
HP ProBook 450 G9 Notebook - SN: 5CD3221Q62	7	2023		\$ 1,132.72	0%	3	100.0%	100.00%	100%
30 Yard R/O Containers	11	2008		\$ 30,500.00	0%	7	100.0%	100.00%	100%
20 Yard R/O Containers	11	2008		\$ 2,540.12	0%	7	100.0%	100.00%	100%
64 Gal MSW Carts	7	2023		\$ 34,826.88	0%	7	100.0%	100.00%	100%
2004 Genie Man Lift Z45/25	7	2023		\$ -	0%	0	100.0%	100.00%	100%
2004 Genie Man Lift Z45/25	7	2023		\$ -	0%	0	100.0%	100.00%	100%
22 Rollover- New Container Delivery Truck - 4 Colored Door Panels	5	2023		\$ 331.84	0%	10	100.0%	100.00%	100%
CD Truck CD2 Registration	5	2023		\$ 1,462.90	0%	10	100.0%	100.00%	100%
CD Truck CD2 Registration	5	2023		\$ 5,150.00	0%	10	100.0%	100.00%	100%
CD Truck CD2 Registration	4	2023		\$ 5,150.00	0%	10	100.0%	100.00%	100%
CD Truck CD2 Registration	4	2023		\$ 5,150.00	0%	10	100.0%	100.00%	100%
Instillation of Auto Grease System Truck #28	5	2009		\$ 2,763.00	0%	9	100.0%	100.00%	100%
Alingment on Truck #28	5	2009		\$ 1,338.31	0%	9	100.0%	100.00%	100%
Sales/Use tax on 2008 Peterbilt ASL Truck	5	2009		\$ 590.00	0%	9	100.0%	100.00%	100%
2008 Peterbilt/McNeilus ASL Truck	5	2009		\$ 235,798.41	0%	9	100.0%	100.00%	100%
12 Yd Rectangle Drop Boxes w/ Lids	9	2001		\$ 2,962.00	0%	12	100.0%	100.00%	100%
20 yd Drop Box (U)	7	1989		\$ 1,000.00	0%	12	100.0%	100.00%	100%
6 YD Commercial Customers (\$100 each)	11	2008		\$ 4,615.48	0%	7	100.0%	100.00%	100%
1.5 Yard Commercial Containers	11	2008		\$ 3,088.32	0%	12	100.0%	100.00%	100%
1.5 Yard REL Containers	11	2001		\$ 123.39	0%	6	100.0%	100.00%	100%
1.5 Yard REL Containers	7	2001		\$ 455.03	0%	6	100.0%	100.00%	100%
6yd Containers S'D n/Lids (N)	8	1994		\$ 1,618.50	0%	12	100.0%	100.00%	100%
1.5 YD REL Containers	5	2023		\$ 11,837.10	0%	12	100.0%	100.00%	100%
1 YD REL Containers	5	2023		\$ 11,347.50	0%	12	100.0%	100.00%	100%
2023 Peterbilt 537 Grapple Truck	4	2023		\$ 183,264.00	0%	10	100.0%	100.00%	100%
Lytix Drive Cam	4	2023		\$ 933.99	0%	5	100.0%	100.00%	100%
6 YD FEL Containers	5	2023		\$ 6,234.07	0%	12	100.0%	100.00%	100%
4 YD FEL Containers	5	2023		\$ 8,731.04	0%	12	100.0%	100.00%	100%
1.5 YD FEL Containers	5	2023		\$ 10,308.64	0%	12	100.0%	100.00%	100%
1 YD FEL Containers	5	2023		\$ 9,084.64	0%	12	100.0%	100.00%	100%
HP USB-C G5 Essential Dock - SN: 5CG242ZSDQ	4	2023		\$ 198.09	0%	3	100.0%	100.00%	100%
HP ProBook 450 G9 Notebook -Wolf Pro Security - 15.6" - SN: 5CD3112QFB	4	2023		\$ 1,069.06	0%	3	100.0%	100.00%	100%
Mcneilus 20yd	1	2010		\$ 79,897.05	0%	10	100.0%	100.00%	100%
New Mc Neilus Truck # 50-39 Use Tax	12	2009		\$ 9,163.63	0%	10	100.0%	100.00%	100%
2009 New International Truck	9	2009		\$ 131,742.00	0%	9	100.0%	100.00%	100%
2010 International 7400 REL	12	2009		\$ 95,271.64	0%	10	100.0%	100.00%	100%
2023 Peterbilt MSL Truck-Body	1	2023		\$ 228,789.55	0%	10	100.0%	100.00%	100%
Weld Plate	1	2023		\$ 641.92	0%	10	100.0%	100.00%	100%
Decals-2023 MSL Truck	1	2023		\$ 848.64	0%	10	100.0%	100.00%	100%
2023 Peterbilt MSL Truck-Chassis	1	2023		\$ 199,299.54	0%	10	100.0%	100.00%	100%
Decals	11	2022		\$ 244.80	0%	10	100.0%	100.00%	100%
2023 Peterbilt ASL Truck - PKG	11	2022		\$ 336,162.20	0%	10	100.0%	100.00%	100%
57L Recycling Bins	1	2023		\$ 7,794.43	0%	5	100.0%	100.00%	100%
Decals	12	2022		\$ 244.80	0%	10	100.0%	100.00%	100%
Decals	10	2022		\$ 244.80	0%	10	100.0%	100.00%	100%
40yd Roll Off Boxes	10	2022		\$ 29,907.00	0%	12	100.0%	100.00%	100%
2023 Peterbilt ROL Truck	12	2022		\$ 301,853.17	0%	10	100.0%	100.00%	100%
2023 Peterbilt ROL Truck	10	2022		\$ 296,244.28	0%	10	100.0%	100.00%	100%
Install new Engine In Unit 9577	12	2010		\$ 5,632.16	0%	3	100.0%	100.00%	100%
Replace Engine in Unit 9577	1	2011		\$ 5,587.93	0%	3	100.0%	100.00%	100%
Rebuild Cylinder Head for UNIT 9577 - Capital Repair	1	2011		\$ 323.42	0%	3	100.0%	100.00%	100%
1999 Type M Van Box	11	2008		\$ 7,000.00	0%	3	100.0%	100.00%	100%
HP Smart Buy ProBook 450 G8 for AC SN: 5CD22097QZ	8	2022		\$ 1,353.60	0%	3	100.0%	100.00%	100%
Docking Station for Laptop - No SN on Amazon Purchases	8	2022		\$ 307.98	0%	3	100.0%	100.00%	100%
New 2009 ASL Truck (Package Purchase)	1	2010		\$ 274,650.34	0%	9	100.0%	100.00%	100%
8 YARD SLANT FRONT LOAD	6	2022		\$ 6,382.00	0%	12	100.0%	100.00%	100%
8 YARD SLANT FRONT LOAD	6	2022		\$ 124.59	0%	12	100.0%	100.00%	100%

6 YARD SLANT FRONT LOAD	6	2022	\$ 5,555.00	0%	12	100.0%	100.0%	100%
6 YARD SLANT FRONT LOAD	6	2022	\$ 126.22	0%	12	100.0%	100.0%	100%
4 YARD SLANT FRONT LOAD	5	2022	\$ 13,601.60	0%	12	100.0%	100.0%	100%
3 YARD SLANT FRONT LOAD	5	2022	\$ 12,037.76	0%	12	100.0%	100.0%	100%
2 YARD STANDARD BODY REAR LOADS	6	2022	\$ 25,627.83	0%	12	100.0%	100.0%	100%
2 YARD STANDARD BODY REAR LOAD	6	2022	\$ 8,023.00	0%	12	100.0%	100.0%	100%
2 YARD STANDARD BODY REAR LOAD	6	2022	\$ 121.29	0%	12	100.0%	100.0%	100%
1 YARD STANDARD BODY REAR LOAD	6	2022	\$ 6,543.00	0%	12	100.0%	100.0%	100%
1 YARD STANDARD BODY REAR LOAD	6	2022	\$ 1,242.90	0%	12	100.0%	100.0%	100%
1 YARD FEL	5	2022	\$ 6,189.84	0%	12	100.0%	100.0%	100%
65 Gal MSW Carts	6	2022	\$ 40,517.73	0%	7	100.0%	100.0%	100%
New computer for site SN: 5CD221613B	6	2022	\$ 1,580.41	0%	3	100.0%	100.0%	100%
New Docking Station for Laptop - No SN on Amazon Purchases	6	2022	\$ 303.78	0%	3	100.0%	100.0%	100%
New Computer for site SN: 5CD2164KYL	6	2022	\$ 1,580.42	0%	3	100.0%	100.0%	100%
Docking Station for new Laptop - No SN on Amazon Purchase	6	2022	\$ 303.78	0%	3	100.0%	100.0%	100%
New Computer for Site SN: QQ21452166	6	2022	\$ 1,451.82	0%	3	100.0%	100.0%	100%
HP ProBook 640 SN: 5CD2159TCZ	5	2022	\$ 1,459.08	0%	3	100.0%	100.0%	100%
New Docking Station for Ops Manager Laptop - NO SN for Amazon Purchases	5	2022	\$ 302.70	0%	3	100.0%	100.0%	100%
10 YD FEL/REL/SL Metal	5	2022	\$ -	0%	0	100.0%	100.0%	100%
8 Yd Commercial Containers	6	2016	\$ 1.86	0%	7	100.0%	100.0%	100%
2YD REL Containers	8	2003	\$ 240.00	0%	7	100.0%	100.0%	100%
6 YD Containers	6	2006	\$ 3,484.78	0%	7	100.0%	100.0%	100%
6 YD FEL Containers	4	2006	\$ 2,400.19	0%	7	100.0%	100.0%	100%
4 Yard FEL Containers	9	2003	\$ 513.16	0%	7	100.0%	100.0%	100%
30 YD Roll Off Containers	5	2000	\$ 3,737.20	0%	5	100.0%	100.0%	100%
3 YD Containers	1	2007	\$ 11,513.87	0%	11	100.0%	100.0%	100%
4 YD FEL/REL/SL Metal	5	2022	\$ -	0%	0	100.0%	100.0%	100%
4YD Containers	11	2008	\$ 480.00	0%	7	100.0%	100.0%	100%
2 Yard REL Containers	11	2001	\$ 48.02	0%	6	100.0%	100.0%	100%
2 yd Containers w/Lids	8	1989	\$ 1,514.92	0%	12	100.0%	100.0%	100%
2yd Containers	6	1987	\$ 5,518.62	0%	12	100.0%	100.0%	100%
2yd Containers	8	1984	\$ 1,694.64	0%	12	100.0%	100.0%	100%
Sales Tax	4	2022	\$ 617.76	0%	5	100.0%	100.0%	100%
95G MSW Carts	4	2022	\$ 23,883.28	0%	7	100.0%	100.0%	100%
65G MSW Carts	4	2022	\$ 19,941.60	0%	7	100.0%	100.0%	100%
AP Sales Tax	4	2022	\$ (617.76)	0%	5	100.0%	100.0%	100%
16G Recycle Bins	4	2022	\$ 7,637.76	0%	5	100.0%	100.0%	100%
HP ProBook 640 G2 - 14" Laptop	4	2018	\$ 1,311.74	0%	3	100.0%	100.0%	100%
(1) Sony Internet TV S/N# S0180642028	12	2011	\$ 850.89	0%	5	100.0%	100.0%	100%
(4) Drivacam Units	11	2020	\$ 2,083.20	0%	5	100.0%	100.0%	100%
Shark Comm. Trailer, Skid Mounted 3500 PSI Pressure Washer	9	2010	\$ 11,165.19	0%	5	100.0%	100.0%	100%
Drive Cameras Subscription Fees	8	2009	\$ 1,803.60	0%	5	100.0%	100.0%	100%
48 ft Dry Van Container - Sales Tax	9	2006	\$ 37,648.80	0%	12	100.0%	100.0%	100%
2006 Helm Container Chassis	12	2006	\$ 41,353.60	0%	7	100.0%	100.0%	100%
Geo Tablets	1	2022	\$ 7,272.34	0%	1	100.0%	100.0%	100%
Capital Repair - Transmission Truck #884	11	2021	\$ 18,093.17	0%	3	100.0%	100.0%	100%
16 GAL Recycle Bins	11	2021	\$ 7,363.58	0%	5	100.0%	100.0%	100%
4Yd FL Containers	10	2021	\$ 9,514.31	0%	12	100.0%	100.0%	100%
2Yd REL Containers	11	2021	\$ 13,745.79	0%	12	100.0%	100.0%	100%
2Yd FL Containers	11	2021	\$ 10,984.81	0%	12	100.0%	100.0%	100%
2022 ROL Pup Trailer (Pioneer HR2000PP)	11	2021	\$ 68,165.85	0%	7	100.0%	100.0%	100%
2020 Peterbilt Transfer Tractor	9	2021	\$ 165,345.00	0%	8	100.0%	100.0%	100%
docking station for DM - NO S/N listed for Amazon Purchases	9	2021	\$ 262.49	0%	3	100.0%	100.0%	100%
HP Probook S/N #5CD1321R5W	9	2021	\$ 1,173.05	0%	3	100.0%	100.0%	100%
65 Gallon Carts (Gray)	9	2021	\$ 19,249.44	0%	7	100.0%	100.0%	100%
30 Yd ROL Boxes	8	2021	\$ 20,303.50	0%	12	100.0%	100.0%	100%
20 Yd ROL Boxes	8	2021	\$ 18,575.50	0%	12	100.0%	100.0%	100%
15 Gal Recycle Bins	7	2021	\$ 4,921.56	0%	5	100.0%	100.0%	100%
2000 Panderra Container Chassis	6	2021	\$ 19,782.00	0%	3	100.0%	100.0%	100%
2000 Panderra Container Chassis	6	2021	\$ 19,782.00	0%	3	100.0%	100.0%	100%
2000 Panderra Container Chassis	6	2021	\$ 19,782.00	0%	3	100.0%	100.0%	100%
2000 Panderra Container Chassis	6	2021	\$ 19,782.00	0%	3	100.0%	100.0%	100%
2008 Homemade Container Chassis	6	2021	\$ 19,782.00	0%	3	100.0%	100.0%	100%
Fruehauf Container Chassis (1996)	6	2021	\$ 19,782.00	0%	3	100.0%	100.0%	100%
Fruehauf Container Chassis (1996)	6	2021	\$ 19,782.00	0%	3	100.0%	100.0%	100%
Fruehauf Container Chassis (1995)	6	2021	\$ 19,782.00	0%	3	100.0%	100.0%	100%
Laptop Memory - SN S58SNMOR526654	6	2021	\$ 103.71	0%	3	100.0%	100.0%	100%
HP ProBook - SN 5CD11674KP	6	2021	\$ 1,040.66	0%	3	100.0%	100.0%	100%
8 YD Container	11	2008	\$ 87.05	0%	7	100.0%	100.0%	100%
6 YD Container	11	2008	\$ 174.10	0%	7	100.0%	100.0%	100%
50 YD RO Box	11	2008	\$ 174.10	0%	7	100.0%	100.0%	100%
40 YD RO Box	11	2008	\$ 261.15	0%	7	100.0%	100.0%	100%

Item Description	Year	Month	Amount	Category	Count	Percentage	Percentage	Percentage
4 YD Container	11	2008	\$ 783.46	0%	7	100.0%	100.0%	100%
30 YD RO Box	11	2008	\$ 522.31	0%	7	100.0%	100.0%	100%
25 YD RO Box	11	2008	\$ 174.10	0%	7	100.0%	100.0%	100%
20 YD RO Box	11	2008	\$ 1,741.03	0%	7	100.0%	100.0%	100%
1 YD Container	11	2008	\$ 3,917.31	0%	7	100.0%	100.0%	100%
NOREGON Panasonic Toughbook FZ-55	3	2021	\$ 1,842.79	0%	2	100.0%	100.0%	100%
Sequim Office - Legal	1	2021	\$ 7,870.00	0%	20	100.0%	100.0%	100%
2YD REL METAL CONTAINERS	4	2021	\$ 5,270.93	0%	12	100.0%	100.0%	100%
1YD REL METAL CONTAINERS	4	2021	\$ 4,351.94	0%	12	100.0%	100.0%	100%
8YD FEL METAL CONTAINERS	4	2021	\$ 1,196.75	0%	12	100.0%	100.0%	100%
6YD FEL METAL CONTAINERS	4	2021	\$ 3,082.48	0%	12	100.0%	100.0%	100%
4YD FEL METAL CONTAINERS	4	2021	\$ 7,356.30	0%	12	100.0%	100.0%	100%
3YD FEL METAL CONTAINERS	4	2021	\$ 1,297.66	0%	12	100.0%	100.0%	100%
2YD FEL METAL CONTAINERS	4	2021	\$ 9,211.65	0%	12	100.0%	100.0%	100%
1YD FEL METAL CONTAINERS	4	2021	\$ 3,105.27	0%	12	100.0%	100.0%	100%
95 Gal MSW Carts (Gray)	3	2021	\$ 16,974.92	0%	7	100.0%	100.0%	100%
95 Gal Recycle Carts (Gray)	3	2021	\$ 16,974.92	0%	7	100.0%	100.0%	100%
Sequim Office Purchase	1	2021	\$ 36,284.36	0%	20	100.0%	100.0%	100%
15 GAL RECYCLE BINS	1	2021	\$ 4,674.05	0%	5	100.0%	100.0%	100%
Sequim Office Purchase	1	2021	\$ (22,013.78)	0%	20	100.0%	100.0%	100%
(4) Gray Truck Lifts	1	2021	\$ 42,005.78	0%	5	100.0%	100.0%	100%
2017 4 Axle Long Haul Tractor	11	2016	\$ 154,776.30	0%	10	100.0%	100.0%	100%
2004 Peterbilt In-Frame Repair	1	2015	\$ 20,915.00	0%	3	100.0%	100.0%	100%
2014 53' Walking Floor Trailer	8	2013	\$ 92,074.96	0%	7	100.0%	100.0%	100%
Wet Kit for Chassis 831975 invoice #915-0666	8	2006	\$ 4,036.70	0%	7	100.0%	100.0%	100%
2004 Tractor	6	2006	\$ 99,553.75	0%	7	100.0%	100.0%	100%
Roll off trailer	10	2006	\$ 49,441.57	0%	7	100.0%	100.0%	100%
Used 1993 Wabi Van Trailers #9324	12	2010	\$ 5,902.20	0%	3	100.0%	100.0%	100%
Sequim Office Purchase	1	2021	\$ 709,770.00	0%	20	100.0%	100.0%	100%
Sequim Land	1	2021	\$ 184,230.00	0%	0	100.0%	100.0%	100%
95 Gal Plastic Carts - Grey	1	2021	\$ 31,727.26	0%	7	100.0%	100.0%	100%
2004 INTL 4300 FLAT 20 Truck (U)	11	2007	\$ 20,600.62	0%	5	100.0%	100.0%	100%
Truck CD1 Amort of Salvage	7	2023	\$ 10,146.58	0%	3	100.0%	100.0%	100%
2009 Peterbuilt w/Pckr F718864	12	2009	\$ 219,720.27	0%	7	100.0%	100.0%	100%
Truck #801 Amort of Salvage	7	2023	\$ 54,930.07	0%	3	100.0%	100.0%	100%
2009 Peterbuilt w/Pckr F718369	12	2009	\$ 178,489.36	0%	7	100.0%	100.0%	100%
Truck #919 Amort of Salvage	7	2023	\$ 44,622.34	0%	3	100.0%	100.0%	100%
Capital Repair (Engine Rebuild)	7	2010	\$ 4,004.83	0%	3	100.0%	100.0%	100%
2011 Peterbilt 320 ASL	11	2010	\$ 276,838.92	0%	10	100.0%	100.0%	100%
2005 International REL	11	2011	\$ 100,004.00	0%	3	100.0%	100.0%	100%
2013 Peterbuilt w/Pckr (N)	12	2012	\$ 334,615.00	0%	10	100.0%	100.0%	100%
2004 Kenworth Boom Truck (Cont Del) (U)	9	2013	\$ 65,220.00	0%	5	100.0%	100.0%	100%
(13) Truck Radios	12	2013	\$ 18,255.64	0%	5	100.0%	100.0%	100%
2015 REL Freightliner (N)	11	2014	\$ 228,768.45	0%	10	100.0%	100.0%	100%
Truck Radio	7	2014	\$ 825.00	0%	5	100.0%	100.0%	100%
2016 ASL Peterbilt (N)	10	2015	\$ 345,402.75	0%	10	100.0%	100.0%	100%
Replace Engine in Truck #603	4	2017	\$ 12,749.30	0%	3	100.0%	100.0%	100%
2018 ASL Truck	7	2017	\$ 329,067.48	0%	10	100.0%	100.0%	100%
2018 Better Weigh Mfg Pup Trailer	4	2018	\$ 123,835.04	0%	7	100.0%	100.0%	100%
2019 ASL Truck	10	2018	\$ 346,372.69	0%	10	100.0%	100.0%	100%
2019 ASL Truck	10	2018	\$ 346,372.69	0%	10	100.0%	100.0%	100%
2019 ASL Truck	9	2018	\$ 345,671.26	0%	10	100.0%	100.0%	100%
2020 Peterbilt FEL	9	2019	\$ 330,692.70	0%	10	100.0%	100.0%	100%
2020 Peterbilt FEL	9	2019	\$ 330,692.70	0%	10	100.0%	100.0%	100%
2020 Peterbilt ASL	9	2019	\$ 378,973.10	0%	10	100.0%	100.0%	100%
2020 Peterbilt ASL	11	2019	\$ 378,973.10	0%	10	100.0%	100.0%	100%
New FEL Peterbilt / Labrie 40yd	3	2020		0%	10	100.0%	100.0%	100%
New FEL Peterbilt / Labrie 40yd	3	2020		0%	10	100.0%	100.0%	100%
2020 Peterbilt FEL Truck	5	2020	\$ 334,853.41	0%	10	100.0%	100.0%	100%
2020 Peterbilt FEL Truck	5	2020	\$ 334,851.25	0%	10	100.0%	100.0%	100%
2006 PETERBUILT RO (N)	6	2006	\$ 141,950.26	0%	7	100.0%	100.0%	100%
Truck #402 Amort of Salvage	7	2023	\$ 35,487.56	0%	3	100.0%	100.0%	100%
Tarper #402	12	2014	\$ 6,532.56	0%	3	100.0%	100.0%	100%
Transmission Repair #402	9	2015	\$ 7,579.79	0%	3	100.0%	100.0%	100%
Drive Cam, Camara (4)	8	2009	\$ 3,579.56	0%	7	100.0%	100.0%	100%
(3) Truck Radios	12	2013	\$ 4,212.84	0%	5	100.0%	100.0%	100%
2018 RO Truck	6	2017	\$ 234,775.71	0%	10	100.0%	100.0%	100%
New 2019 RO Truck	6	2019	\$ 245,096.07	0%	10	100.0%	100.0%	100%
2007 Freightliner (U)	7	2013	\$ 68,587.90	0%	3	100.0%	100.0%	100%
(3) Truck Radios	12	2013	\$ 4,212.84	0%	5	100.0%	100.0%	100%
2010 Peterbilt ASL	4	2015	\$ 89,584.15	0%	5	100.0%	100.0%	100%
2016 ASL Truck	10	2015	\$ 345,402.75	0%	5	100.0%	100.0%	100%

2020 Peterbilt Recycle Truck	5	2020	\$ 323,706.52	0%	10	100.0%	100.0%	100%
1994 Type HT C-C Trailer (U)	1	2015	\$ 2,500.00	0%	3	100.0%	100.0%	100%
2020 Peterbilt REL Truck	4	2020	\$ 307,842.79	0%	10	100.0%	100.0%	100%
2020 Peterbilt REL Truck	4	2020	\$ 307,842.79	0%	10	100.0%	100.0%	100%
2020 Peterbilt ASL Truck	4	2020	\$ 379,185.66	0%	10	100.0%	100.0%	100%
1 1/2 YD CONT (U)	12	1997	\$ 8,225.00	0%	5	100.0%	100.0%	100%
1 YD CONT (U)	12	1997	\$ 12,388.00	0%	5	100.0%	100.0%	100%
1 YD CONT (U) (3/97)	12	1997	\$ 13,274.00	0%	7	100.0%	100.0%	100%
1 YD CONT W/LIDS (N)	12	1997	\$ 11,776.00	0%	10	100.0%	100.0%	100%
1/2 YD CONT (U) (3/97)	12	1997	\$ 5,822.00	0%	7	100.0%	100.0%	100%
2 YD CONT (U)	12	1997	\$ 17,169.00	0%	5	100.0%	100.0%	100%
2 YRD CONT W/LIDS (N)	12	1997	\$ 18,752.00	0%	10	100.0%	100.0%	100%
6 YRD CONT (U)	12	1997	\$ 964.00	0%	5	100.0%	100.0%	100%
VAR CONT (U)	12	1997	\$ 142,652.00	0%	5	100.0%	100.0%	100%
2 YD CONT W/LIDS (N)	2	1998	\$ 13,945.65	0%	10	100.0%	100.0%	100%
1 YD CONT W/LIDS (N)	4	1998	\$ 6,132.19	0%	10	100.0%	100.0%	100%
2 YRD CONT W/LIDS (N)	4	1998	\$ 7,064.43	0%	10	100.0%	100.0%	100%
2 YRD CONT W/LIDS (N)	6	1998	\$ 9,373.09	0%	10	100.0%	100.0%	100%
1 YD +2-6 YD W/LIDS (N)	2	1999	\$ 5,351.71	0%	10	100.0%	100.0%	100%
1 YD CONT W/LIDS (N)	6	1999	\$ 12,068.39	0%	10	100.0%	100.0%	100%
1 YD +20-2 YD W/LIDS (N)	9	1999	\$ 12,838.03	0%	10	100.0%	100.0%	100%
1 YD CONT W/LID	5	2000	\$ 4,786.29	0%	10	100.0%	100.0%	100%
1YRD REAR LOAD W/L (N)	7	2001	\$ 5,260.68	0%	10	100.0%	100.0%	100%
2 YD REAR LOAD W/L (N)	7	2001	\$ 4,326.77	0%	10	100.0%	100.0%	100%
CONTAINERS	8	2002	\$ 10,045.29	0%	10	100.0%	100.0%	100%
1 YD REAR LOAD W/L (N)	9	2003	\$ 14,105.71	0%	10	100.0%	100.0%	100%
2 YRD REAR LOAD W/L (N)	9	2003	\$ 18,129.38	0%	10	100.0%	100.0%	100%
3 YRD FL LOAD W/L (N)	9	2003	\$ 4,330.24	0%	10	100.0%	100.0%	100%
PACKET CONVERSION KIT	9	2003	\$ 1,178.30	0%	10	100.0%	100.0%	100%
CONTAINER PARTS	12	2003	\$ 1,262.08	0%	10	100.0%	100.0%	100%
2YD REL CONTAINERS	5	2004	\$ 17,190.40	0%	10	100.0%	100.0%	100%
3YD FEL CONTAINERS W/LIDS	5	2004	\$ 2,110.72	0%	10	100.0%	100.0%	100%
6YD FEL CATHEDRAL CONTAINERS	5	2004	\$ 2,881.02	0%	10	100.0%	100.0%	100%
FORK POCKETS 16X18	5	2004	\$ 3,000.70	0%	10	100.0%	100.0%	100%
1YD REL CONTAINERS	6	2004	\$ 11,424.00	0%	10	100.0%	100.0%	100%
1YD REL CONTAINERS	8	2004	\$ 11,083.90	0%	10	100.0%	100.0%	100%
2YD REL CONTAINERS	8	2004	\$ 11,625.90	0%	10	100.0%	100.0%	100%
1YD REL CONTAINERS (N)	5	2005	\$ 6,885.57	0%	10	100.0%	100.0%	100%
2YD REL CONTAINERS (N)	5	2005	\$ 7,561.98	0%	10	100.0%	100.0%	100%
4YD FEL CONTAINERS (N)	5	2005	\$ 6,737.06	0%	10	100.0%	100.0%	100%
6YD FEL CONTAINERS (N)	5	2005	\$ 8,692.60	0%	10	100.0%	100.0%	100%
1.5YD REL CONTAINERS (N)	6	2005	\$ 11,478.40	0%	10	100.0%	100.0%	100%
1YD REL CONTAINERS (N)	6	2005	\$ 18,017.28	0%	10	100.0%	100.0%	100%
2YD REL CONTAINERS (N)	6	2005	\$ 18,931.20	0%	10	100.0%	100.0%	100%
1YD REL CONTAINERS (N)	7	2005	\$ 10,758.70	0%	10	100.0%	100.0%	100%
2YD REL CONTAINERS (N)	7	2005	\$ 11,815.60	0%	10	100.0%	100.0%	100%
1.5YD REL CONTAINERS (N)	3	2006	\$ 12,551.17	0%	10	100.0%	100.0%	100%
1.5YD REL CONTAINERS (N)	3	2006	\$ 8,068.61	0%	10	100.0%	100.0%	100%
1YD REL CONTAINERS (N)	3	2006	\$ 7,872.77	0%	10	100.0%	100.0%	100%
2YD REL CONTAINERS (N)	3	2006	\$ 13,251.84	0%	10	100.0%	100.0%	100%
2YD REL CONTAINERS (N)	3	2006	\$ 9,465.60	0%	10	100.0%	100.0%	100%
1YD REL CONTAINERS (N)	6	2007	\$ 7,334.34	0%	10	100.0%	100.0%	100%
2YD REL CONTAINERS (N)	6	2007	\$ 18,037.76	0%	10	100.0%	100.0%	100%
1.5YD REL CONTAINERS (N)	9	2008	\$ 5,873.11	0%	10	100.0%	100.0%	100%
2YD REL CONTAINERS (N)	9	2008	\$ 9,335.41	0%	10	100.0%	100.0%	100%
3 Yd Containers	11	2008	\$ 1,473.44	0%	7	100.0%	100.0%	100%
1.5YD FEL CONTAINERS (N)	6	2010	\$ 5,970.67	0%	10	100.0%	100.0%	100%
1YD FEL CONTAINERS (N)	6	2010	\$ 5,547.91	0%	10	100.0%	100.0%	100%
2YD FEL CONTAINERS (N)	7	2010	\$ 13,503.93	0%	10	100.0%	100.0%	100%
4YD FEL CONTAINERS (N)	7	2010	\$ 7,100.20	0%	10	100.0%	100.0%	100%
6YD FEL CONTAINERS (N)	7	2010	\$ 9,457.90	0%	10	100.0%	100.0%	100%
1YD FEL CONTAINERS (N)	7	2011	\$ 11,585.79	0%	10	100.0%	100.0%	100%
1.5YD FEL CONTAINERS (N)	8	2011	\$ 8,718.63	0%	10	100.0%	100.0%	100%
2YD FEL CONTAINERS (N)	8	2011	\$ 2,758.78	0%	10	100.0%	100.0%	100%
1.5 Yd Commercial Containers	1	2011	\$ 0.03	0%	3	100.0%	100.0%	100%
6 Yd Commercial Containers	11	2008	\$ 378.52	0%	7	100.0%	100.0%	100%
4 Yd Commercial Containers	11	2008	\$ 1,380.00	0%	12	100.0%	100.0%	100%
4 Yd Containers	11	2008	\$ 1,600.00	0%	7	100.0%	100.0%	100%
2YD FEL CONTAINERS (N)	5	2012	\$ 11,013.44	0%	10	100.0%	100.0%	100%
4YD FEL CONTAINERS (N)	7	2012	\$ 5,475.00	0%	10	100.0%	100.0%	100%
4YD FEL CONTAINERS (N)	5	2013	\$ 2,976.66	0%	12	100.0%	100.0%	100%
3YD FEL CONTAINERS (N)	5	2013	\$ 6,005.36	0%	12	100.0%	100.0%	100%

4YD REL CONTAINERS (N)	7	2015	\$ 6,829.20	0%	12	100.0%	100.0%	100%
2YD REL CONTAINERS (N)	7	2015	\$ 10,639.46	0%	12	100.0%	100.0%	100%
1YD REL CONTAINERS (N)	7	2015	\$ 4,401.04	0%	12	100.0%	100.0%	100%
4YD FEL PLASTIC CONTAINERS (N)	5	2016	\$ 6,682.87	0%	7	100.0%	100.0%	100%
2YD FEL PLASTIC CONTAINERS (N)	5	2016	\$ 5,127.32	0%	7	100.0%	100.0%	100%
2YD REL CONTAINERS (N)	7	2016	\$ 4,802.12	0%	7	100.0%	100.0%	100%
6YD FEL CONTAINERS (N)	7	2016	\$ 1,938.19	0%	7	100.0%	100.0%	100%
6yd FEL Containers	9	2016	\$ 8,329.00	0%	12	100.0%	100.0%	100%
1yd REL containers	9	2016	\$ 4,675.73	0%	12	100.0%	100.0%	100%
1yd Flat Top Containers	9	2016	\$ 4,711.00	0%	12	100.0%	100.0%	100%
2yd REL Containers	9	2016	\$ 10,972.00	0%	12	100.0%	100.0%	100%
2yd FEL Flat Top Containers	9	2016	\$ 5,991.00	0%	12	100.0%	100.0%	100%
4yd FEL Containers	9	2016	\$ 7,413.00	0%	12	100.0%	100.0%	100%
1yd FEL Flat Top Containers w/plastic lid	3	2017	\$ 26,093.53	0%	12	100.0%	100.0%	100%
1.5yd FEL Flat Top Containers w/plastic lid	3	2017	\$ 10,450.00	0%	12	100.0%	100.0%	100%
2yd FEL Flat Top Container w/plastic lid	3	2017	\$ 484.75	0%	12	100.0%	100.0%	100%
3yd FEL Flat Top Containers w/plastic lid	3	2017	\$ 7,912.19	0%	12	100.0%	100.0%	100%
2YD FEL Containers	3	2017	\$ 23,763.45	0%	12	100.0%	100.0%	100%
2yd REL Containers w/plastic lid	3	2017	\$ 22,503.84	0%	12	100.0%	100.0%	100%
22 ft Storage Unit	4	1984	\$ 3,811.09	0%	15	100.0%	100.0%	100%
FEL Containers - 4 Yd	4	2018	\$ 9,195.76	0%	12	100.0%	100.0%	100%
REL Containers - 2 yd	4	2018	\$ 14,724.04	0%	12	100.0%	100.0%	100%
REL Containers - 1.5 Yd	4	2018	\$ 11,734.82	0%	12	100.0%	100.0%	100%
FEL Containers - 1.5 Yd	4	2018	\$ 11,770.70	0%	12	100.0%	100.0%	100%
FEL Containers - 2 Yd	4	2018	\$ 15,038.88	0%	12	100.0%	100.0%	100%
FEL Containers - 6 Yd	4	2018	\$ 10,579.08	0%	12	100.0%	100.0%	100%
6 Yd FEL Metal Containers	4	2019	\$ 6,443.18	0%	12	100.0%	100.0%	100%
4 Yd FEL Metal Containers	4	2019	\$ 11,041.43	0%	12	100.0%	100.0%	100%
3 Yd FEL Metal Containers	4	2019	\$ 10,162.58	0%	12	100.0%	100.0%	100%
2 Yd FEL Metal Containers	4	2019	\$ 9,153.53	0%	12	100.0%	100.0%	100%
1 Yd FEL Metal Containers	4	2019	\$ 6,305.40	0%	12	100.0%	100.0%	100%
2 Yd REL Metal Containers	4	2019	\$ 6,348.80	0%	12	100.0%	100.0%	100%
1 Yd REL Metal Containers	4	2019	\$ 8,030.55	0%	12	100.0%	100.0%	100%
4 YD FEL Plastic Container	12	2019	\$ 16,758.00	0%	7	100.0%	100.0%	100%
3 YD FEL Plastic Container	12	2019	\$ 7,736.20	0%	7	100.0%	100.0%	100%
2 YD FEL Plastic Container	12	2019	\$ 11,976.00	0%	7	100.0%	100.0%	100%
1 YD FEL Plastic Container	12	2019	\$ 9,340.00	0%	7	100.0%	100.0%	100%
1 Yard REL Containers	4	2020	\$ 3,117.78	0%	12	100.0%	100.0%	100%
1.5 Yard REL Containers	4	2020	\$ 3,352.57	0%	12	100.0%	100.0%	100%
2 Yard REL Containers	4	2020	\$ 3,567.80	0%	12	100.0%	100.0%	100%
1 Yard FEL Containers	4	2020	\$ 8,130.34	0%	12	100.0%	100.0%	100%
1.5 Yard FEL Containers	4	2020	\$ 8,880.37	0%	12	100.0%	100.0%	100%
2 Yard FEL Containers	4	2020	\$ 12,451.39	0%	12	100.0%	100.0%	100%
3 Yard FEL Containers	4	2020	\$ 2,043.15	0%	12	100.0%	100.0%	100%
4 Yard FEL Containers	4	2020	\$ 6,672.41	0%	12	100.0%	100.0%	100%
6 Yard FEL Containers	4	2020	\$ 14,359.98	0%	12	100.0%	100.0%	100%
8 Yard FEL Containers	4	2020	\$ 2,013.21	0%	12	100.0%	100.0%	100%
30 YD DROP BOX (U)	12	1997	\$ 24,451.11	0%	5	100.0%	100.0%	100%
30 YD DROP BOX (U) (3/97)	12	1997	\$ 6,960.00	0%	7	100.0%	100.0%	100%
VAR DROP BOX (U)	12	1997	\$ 23,012.00	0%	5	100.0%	100.0%	100%
20 YD CONT W/LIDS (N)	2	1998	\$ 14,327.75	0%	10	100.0%	100.0%	100%
25 YD CONT W/LIDS (N)	2	1998	\$ 15,868.15	0%	10	100.0%	100.0%	100%
40 YD DB W/LIDS (N)	7	1998	\$ 10,546.23	0%	10	100.0%	100.0%	100%
25YD DROP BOX	6	2004	\$ 22,655.60	0%	10	100.0%	100.0%	100%
30 YD DROP BOXES	6	2004	\$ 23,147.20	0%	10	100.0%	100.0%	100%
30YD DROP BOX	6	2004	\$ 23,902.20	0%	10	100.0%	100.0%	100%
20YD DROP BOX W/LID (N)	5	2005	\$ 14,120.18	0%	10	100.0%	100.0%	100%
30YD DROP BOX W/LID (N)	5	2005	\$ 11,989.04	0%	10	100.0%	100.0%	100%
30YD DROP BOX W/LID (N)	7	2005	\$ 15,057.84	0%	10	100.0%	100.0%	100%
30YD DROP BOX W/LID (N)	3	2006	\$ 26,449.60	0%	10	100.0%	100.0%	100%
30YD DROP BOX W/LID (N)	6	2006	\$ 26,449.60	0%	10	100.0%	100.0%	100%
30YD DROP BOX W/LID (N)	6	2007	\$ 26,509.22	0%	10	100.0%	100.0%	100%
30YD DROP BOX W/LID (N)	8	2007	\$ 25,620.34	0%	10	100.0%	100.0%	100%
30YD DROP BOX W/LID (N)	10	2007	\$ 26,509.22	0%	10	100.0%	100.0%	100%
30 Yd Containers	11	2008	\$ 1,401.60	0%	7	100.0%	100.0%	100%
30 Yd Containers	11	2008	\$ 700.00	0%	7	100.0%	100.0%	100%
30 Yd Containers	11	2008	\$ 61,000.00	0%	7	100.0%	100.0%	100%
10 YD Drop Boxes	7	2009	\$ 6,001.10	0%	7	100.0%	100.0%	100%
30YD DROP BOX (N)	8	2013	\$ 18,364.04	0%	12	100.0%	100.0%	100%
20YD DROP BOX (N)	7	2015	\$ 16,310.00	0%	12	100.0%	100.0%	100%
30YD DROP BOX	1	2016	\$ 17,943.00	0%	11	100.0%	100.0%	100%
30YD DROP BOX W/LID (N)	5	2016	\$ 5,981.00	0%	12	100.0%	100.0%	100%

Item Description	Quantity	Year	Unit Price	Total Price	Percentage	Count	Percentage	Percentage	Percentage
20YD DROP BOX W/LID (N)	5	2016	\$ 11,626.00	0%	12	100.0%	100.0%	100%	
30YD DROP BOX W/LID (N)	6	2016	\$ 17,943.00	0%	12	100.0%	100.0%	100%	
30YD DROP BOX W/LID (N)	6	2016	\$ 5,981.00	0%	12	100.0%	100.0%	100%	
20YD DROP BOX W/LID (N)	6	2016	\$ 11,626.00	0%	12	100.0%	100.0%	100%	
20yd RO Boxes	4	2017	\$ 27,760.00	0%	12	100.0%	100.0%	100%	
30 YD Rolloff boxes	4	2017	\$ 30,650.00	0%	12	100.0%	100.0%	100%	
20 Yd RO Boxes	9	2017	\$ 22,500.00	0%	7	100.0%	100.0%	100%	
Roll Off Boxes - 20 Yd	4	2018	\$ 39,485.00	0%	12	100.0%	100.0%	100%	
Roll Off Boxes - 30 Yd	6	2018	\$ 45,425.00	0%	12	100.0%	100.0%	100%	
30 Yd ROL Boxes	6	2019	\$ 30,976.00	0%	12	100.0%	100.0%	100%	
20 Yd ROL Boxes	6	2019	\$ 27,936.00	0%	12	100.0%	100.0%	100%	
AUT-CARTS 35-GAL (N)	3	1998	\$ 37,290.24	0%	7	100.0%	100.0%	100%	
AUTOMATED TOTES (U)	1	1999	\$ 100,000.00	0%	5	100.0%	100.0%	100%	
60 GAL CARTS	6	2001	\$ 3,564.23	0%	10	100.0%	100.0%	100%	
AUTOMATED 68-GAL universal	8	2002	\$ 9,974.92	0%	10	100.0%	100.0%	100%	
AUTOMATED 35-GAL	9	2002	\$ 5,130.40	0%	10	100.0%	100.0%	100%	
32 GAL CARTS (N)	5	2003	\$ 3,506.75	0%	7	100.0%	100.0%	100%	
65 GAL CARTS 9N)	5	2003	\$ 11,615.25	0%	7	100.0%	100.0%	100%	
32 GAL CARTS (N)	9	2003	\$ 9,509.77	0%	7	100.0%	100.0%	100%	
38 GAL CARTS (N)	9	2003	\$ 11,067.75	0%	7	100.0%	100.0%	100%	
Automated 68 GAL GREEN BASE	5	2004	\$ 22,998.89	0%	7	100.0%	100.0%	100%	
Automated 68 GAL MSD PLLB	5	2004	\$ 6,336.43	0%	7	100.0%	100.0%	100%	
Automated ZARN 35 GAL MSD M-L	5	2004	\$ 9,549.15	0%	7	100.0%	100.0%	100%	
Automated 65 GAL GREEN BASE	9	2005	\$ 23,707.95	0%	10	100.0%	100.0%	100%	
Automated 35 GAL GREEN BASE	8	2007	\$ 10,871.56	0%	10	100.0%	100.0%	100%	
Automated 65 GAL GREEN BASE	8	2007	\$ 24,141.59	0%	10	100.0%	100.0%	100%	
Automated 65 GAL GREEN BASE	6	2010	\$ 28,727.18	0%	10	100.0%	100.0%	100%	
Automated 35 GALREFUSE CARTS	4	2011	\$ 17,127.65	0%	10	100.0%	100.0%	100%	
Automated 65 GALREFUSE CARTS	4	2011	\$ 15,459.36	0%	10	100.0%	100.0%	100%	
Automated 35 GALREFUSE CARTS (N)	4	2012	\$ 18,713.95	0%	10	100.0%	100.0%	100%	
Automated 65 GALREFUSE CARTS (N)	4	2012	\$ 14,312.06	0%	10	100.0%	100.0%	100%	
Automated 65 GALREFUSE CARTS (N)	11	2012	\$ 14,635.18	0%	10	100.0%	100.0%	100%	
35 Gal Refuse Carts (N)	4	2013	\$ 9,804.99	0%	7	100.0%	100.0%	100%	
65 Gal Refuse Carts (N)	9	2013	\$ 11,695.39	0%	7	100.0%	100.0%	100%	
35 Gal Refuse Carts (N)	10	2014	\$ 10,433.78	0%	7	100.0%	100.0%	100%	
65 Gal Refuse Carts (N)	6	2015	\$ 31,880.44	0%	7	100.0%	100.0%	100%	
96 Gal Refuse Carts (N)	6	2015	\$ 31,731.39	0%	7	100.0%	100.0%	100%	
32 GAL CARTS (N)	8	2016	\$ 19,826.36	0%	7	100.0%	100.0%	100%	
96 Gallon MSW Carts	12	2016	\$ 3,873.19	0%	7	100.0%	100.0%	100%	
35 Gallon MSW Carts	12	2016	\$ 16,470.48	0%	7	100.0%	100.0%	100%	
64 Gallon MSW Carts	12	2016	\$ 15,248.51	0%	7	100.0%	100.0%	100%	
64 Gal gray MSW Tote w/green lid	4	2017	\$ 22,508.94	0%	7	100.0%	100.0%	100%	
96 Gal gray MSW Tote w/green lid	4	2017	\$ 18,938.43	0%	7	100.0%	100.0%	100%	
35 Gallon Gray MSW Totes w/green lid	4	2017	\$ 33,930.91	0%	7	100.0%	100.0%	100%	
96 Gallon MSW Carts	4	2017	\$ 32,539.06	0%	7	100.0%	100.0%	100%	
35 Gallon MSW Carts	4	2017	\$ 33,930.91	0%	7	100.0%	100.0%	100%	
35 Gallon MSW Carts	4	2017	\$ 19,387.97	0%	7	100.0%	100.0%	100%	
35 GALLON GARBAGE CARTS	4	2018	\$ 81,647.44	0%	7	100.0%	100.0%	100%	
65 GALLON GARBAGE CARTS	4	2018	\$ 14,797.35	0%	7	100.0%	100.0%	100%	
96 GALLON GARBAGE CARTS	4	2018	\$ 10,037.22	0%	7	100.0%	100.0%	100%	
64 Gal Garbage Carts	8	2018	\$ 39,724.55	0%	7	100.0%	100.0%	100%	
MSW Carts 96 Gal	1	2019	\$ 31,533.31	0%	7	100.0%	100.0%	100%	
65 Gallon MSW Carts	4	2019	\$ 24,978.00	0%	7	100.0%	100.0%	100%	
35 Gallon MSW Carts	4	2019	\$ 11,165.88	0%	7	100.0%	100.0%	100%	
96 Gallon MSW Carts	8	2019	\$ 31,346.08	0%	7	100.0%	100.0%	100%	
95 Gal Plastic Carts - Refuse	3	2020	\$ 7,961.95	0%	7	100.0%	100.0%	100%	
65 Gal Plastic Carts - Refuse	3	2020	\$ 35,646.64	0%	7	100.0%	100.0%	100%	
35 Gal Plastic Carts - Refuse	3	2020	\$ 16,380.65	0%	7	100.0%	100.0%	100%	
35 Gal Plastic Carts - Refuse	3	2020	\$ 4,715.35	0%	7	100.0%	100.0%	100%	
65 Gal Plastic Carts - Refuse	3	2020	\$ 40,540.90	0%	7	100.0%	100.0%	100%	
35 Gal Plastic Carts - Refuse	3	2020	\$ 72,750.96	0%	7	100.0%	100.0%	100%	
95 Gal Plastic Carts - Refuse	3	2020	\$ 10,105.18	0%	7	100.0%	100.0%	100%	
65 Gal Plastic Carts - Refuse	3	2020	\$ 37,422.40	0%	7	100.0%	100.0%	100%	
35 Gal Plastic Carts - Refuse	3	2020	\$ 8,537.00	0%	7	100.0%	100.0%	100%	
95 Gal Plastic Carts - Refuse	3	2020	\$ 2,277.00	0%	7	100.0%	100.0%	100%	
RECYCL BINS (N)	5	2011	\$ 6,929.61	0%	10	100.0%	100.0%	100%	
RECYCL BINS (N)	12	2013	\$ 5,853.60	0%	10	100.0%	100.0%	100%	
RECYCL BINS (N)	11	2015	\$ 6,126.77	0%	5	100.0%	100.0%	100%	
RECYCL BINS (N)	4	2016	\$ 15,181.00	0%	5	100.0%	100.0%	100%	
18 Gal Recycle Bins	8	2018	\$ 7,590.12	0%	5	100.0%	100.0%	100%	
16 Gal Recycle Bins	5	2020	\$ 4,868.80	0%	5	100.0%	100.0%	100%	
18 Gal Recycle Bins	9	2020	\$ 4,961.28	0%	5	100.0%	100.0%	100%	

96 Gallon Gray Recy Totes w/blue lid	4	2017	\$ 32,539.06	0%	7	100.0%	100.0%	100%
96 Gallon Gray Recy Totes w/blue lid	4	2017	\$ 32,539.06	0%	7	100.0%	100.0%	100%
96 Gallon Gray Recy Totes w/blue lid	4	2017	\$ 32,539.06	0%	7	100.0%	100.0%	100%
96 Gallon Recy Totes	4	2017	\$ 20,835.12	0%	7	100.0%	100.0%	100%
96 Gallon Gray Recy Totes w/blue lid	4	2017	\$ 32,539.06	0%	7	100.0%	100.0%	100%
96 Gallon Recycle Carts (UTC)	6	2017	\$ 32,732.59	0%	7	100.0%	100.0%	100%
96 Gallon Recycle Carts (UTC)	6	2017	\$ 32,732.59	0%	7	100.0%	100.0%	100%
95 Gal Plastic Carts - Grey	3	2020	\$ 32,244.70	0%	7	100.0%	100.0%	100%
95 Gal Plastic Carts - Grey	3	2020	\$ 32,244.68	0%	7	100.0%	100.0%	100%
95 Gal Plastic Carts - Grey	3	2020	\$ 116,485.09	0%	7	100.0%	100.0%	100%
95 Gal Plastic Carts - Grey	3	2020	\$ 10,915.00	0%	7	100.0%	100.0%	100%
95 Gal Plastic Carts - Grey	3	2020	\$ 9,393.77	0%	7	100.0%	100.0%	100%
95 Gal Plastic Carts - Grey	3	2020	\$ 14,947.10	0%	7	100.0%	100.0%	100%
50 YD Metal RO - PA Contract Blue Mtn	11	2019	\$ 20,239.59	0%	12	100.0%	100.0%	100%
16 Gal Bins Blue, Green, Beige - PT Contract	5	2019	\$ 8,772.23	0%	7	100.0%	100.0%	100%
2002 FORD F-150 PU (U)	8	2014	\$ 6,270.00	0%	5	100.0%	100.0%	100%
Engine Rebuild on 1994 F450 Service Truck - #125	3	2005	\$ 9,807.39	0%	5	100.0%	100.0%	100%
Used 2008 Ford F-150 4x4 Supervisor P/U Truck	12	2011	\$ 27,526.00	0%	3	100.0%	100.0%	100%
2005 Ford F150 (Brown)	12	2011	\$ 19,878.10	0%	3	100.0%	100.0%	100%
2020 Ford Pickup Truck	7	2020	\$ 24,681.40	0%	5	100.0%	100.0%	100%
2020 Ford Pickup Truck	7	2020	\$ 24,681.40	0%	5	100.0%	100.0%	100%
(48) Lytx Drivecams	9	2020	\$ 38,576.64	0%	5	100.0%	100.0%	100%
(48) Lytx Drivecam Harness	9	2020	\$ 161.67	0%	5	100.0%	100.0%	100%
Shop Heater	1	2009	\$ 11,780.91	0%	7	100.0%	100.0%	100%
2011 Ford F-350 Shop Pick-Up (N)	11	2011	\$ 37,526.77	0%	7	100.0%	100.0%	100%
Trailblazer Compressor, Generator	12	2011	\$ 10,539.68	0%	7	100.0%	100.0%	100%
Salt Dogg 2-yd Poly Tank Spread	12	2011	\$ 6,023.60	0%	7	100.0%	100.0%	100%
RTA Equipment	4	2012	\$ 466.06	0%	7	100.0%	100.0%	100%
Gantry Overhead Crane (Shop)	5	2013	\$ 23,494.65	0%	7	100.0%	100.0%	100%
Pressure Washer	11	2015	\$ 6,914.84	0%	5	100.0%	100.0%	100%
Deluxe AC Machine	12	2016	\$ 4,742.50	0%	5	100.0%	100.0%	100%
14T Floor Jacks (@)	9	2017	\$ 9,103.43	0%	5	100.0%	100.0%	100%
HP ProBook 640 G2 (Maint. Mgr)	9	2017	\$ 1,208.24	0%	3	100.0%	100.0%	100%
Carlsborg Shop Addition	1	2018	\$ 98,486.82	0%	3	100.0%	100.0%	100%
Structural Analysis at Carlsborg Site	1	2018	\$ 5,129.80	0%	2	100.0%	100.0%	100%
2018 Ford F350 Shop Truck	6	2018	\$ 48,480.12	0%	10	100.0%	100.0%	100%
Truck Mount Air Compressor	6	2018	\$ 2,806.82	0%	10	100.0%	100.0%	100%
Air Hose Reel & Lift Gate for New Shop Truck	6	2018	\$ 2,956.16	0%	3	100.0%	100.0%	100%
New Toyota Forklift (Carlsborg Shop)	8	2018	\$ 31,165.76	0%	4	100.0%	100.0%	100%
New Pressure Washer - Wash Rack at Carlsborg	11	2018	\$ 4,068.75	0%	5	100.0%	100.0%	100%
Wash Rack Awning	1	2019	\$ 10,778.78	0%	5	100.0%	100.0%	100%
Wash Rack - Oil and Water Separator/Catch Basin	1	2019	\$ 16,244.62	0%	5	100.0%	100.0%	100%
New Shop IS Hardware	8	2019	\$ 23,188.70	0%	3	100.0%	100.0%	100%
New Shop	8	2019	\$ 1,970,988.55	0%	10	100.0%	100.0%	100%
Maintenance Shop (Sequim)	8	2019	\$ 456,068.78	0%	10	100.0%	100.0%	100%
Truck Lift	4	2020	\$ 60,000.00	0%	5	100.0%	100.0%	100%
Scissor Lift	12	2016	\$ 13,518.40	0%	10	100.0%	100.0%	100%
Used Skid Steer 2014 Cat	7	2017	\$ 25,365.60	0%	7	100.0%	100.0%	100%
Phone system	4	2015	\$ 13,450.42	0%	5	100.0%	100.0%	100%
Cubicles at Carlsborg	9	2017	\$ 10,189.60	0%	10	100.0%	100.0%	100%
HP Probook 650 G4 Asst Controller	4	2019	\$ 1,728.93	0%	3	100.0%	100.0%	100%
Sony Internet TV	12	2011	\$ 850.89	0%	5	100.0%	100.0%	100%
Wyse Wintems D10D	4	2014	\$ 332.17	0%	5	100.0%	100.0%	100%
HP Prodesk 600 G1 & Monitor	8	2014	\$ 853.57	0%	5	100.0%	100.0%	100%
Wintems	4	2015	\$ 2,289.54	0%	5	100.0%	100.0%	100%
HP Probook 650 G1	6	2015	\$ 1,032.77	0%	5	100.0%	100.0%	100%
Samsung Route Tablets/Mounts	3	2016	\$ 15,791.17	0%	5	100.0%	100.0%	100%
Snap On Diagnostics Shop Computer	6	2016	\$ 8,319.62	0%	5	100.0%	100.0%	100%
HP Probook 640 G2	3	2017	\$ 1,195.85	0%	3	100.0%	100.0%	100%
Diagnostic Laptop for Shop	5	2017	\$ 1,342.11	0%	3	100.0%	100.0%	100%
Software for Diagnostic Laptop	5	2017	\$ 6,347.00	0%	3	100.0%	100.0%	100%
Star TSP 743IU-24 Gry - receipt printer - two-color (monochrome) -direct	3	2018	\$ 1,118.20	0%	3	100.0%	100.0%	100%
HP ProDesk 600 G3 - SFF - Core i3	3	2018	\$ 935.10	0%	5	100.0%	100.0%	100%
Adapter	3	2018	\$ 76.30	0%	5	100.0%	100.0%	100%
Desktop PC - Blue Mtn TS SN-MXL0132VMF	4	2020	\$ 1,129.75	0%	3	100.0%	100.0%	100%
Paving and Stormwater Pond	12	2017	\$ 107,611.16	0%	10	100.0%	100.0%	100%
New Roof for Building	12	2017	\$ 49,999.44	0%	10	100.0%	100.0%	100%
Paving	12	2017	\$ 16,010.54	0%	10	100.0%	100.0%	100%
Storm Water Infiltration Pond	6	2018	\$ 27,671.44	0%	3	100.0%	100.0%	100%
Paving & Storm Water Pond at Carlsborg	7	2018	\$ 172,177.85	0%	10	100.0%	100.0%	100%
Facility Improvements	8	2019	\$ 19,784.97	0%	10	100.0%	100.0%	100%
New Roof for MRF-Install mini purlins an	5	2021	\$ 50,000.00	0%	10	100.0%	100.0%	100%

Mold remediation services.	6	2021	\$	20,553.32	0%	10	100.0%	100.00%	100%
New Roof for MRF-Install mini purlins an	6	2021	\$	20,000.00	0%	10	100.0%	100.00%	100%
North Building Repairs	7	2021	\$	40,000.00	0%	10	100.0%	100.00%	100%
South Building Repairs	7	2021	\$	30,000.00	0%	10	100.0%	100.00%	100%
New Roof for MRF-Install mini purlins an	7	2021	\$	16,795.42	0%	10	100.0%	100.00%	100%
South Building Repairs	7	2021	\$	1,629.00	0%	10	100.0%	100.00%	100%
South Building Repairs	7	2021	\$	515.85	0%	10	100.0%	100.00%	100%
South Building Repairs	9	2021	\$	37,332.00	0%	10	100.0%	100.00%	100%
North Building Repairs	9	2021	\$	35,460.71	0%	10	100.0%	100.00%	100%
Final siding and roof repairs for North	9	2021	\$	9,891.28	0%	10	100.0%	100.00%	100%
Final siding and roof repairs for North	9	2021	\$	3,801.00	0%	10	100.0%	100.00%	100%
Final siding and roof repairs for North	9	2021	\$	2,776.75	0%	10	100.0%	100.00%	100%
Final siding and roof repairs for North	9	2021	\$	2,280.60	0%	10	100.0%	100.00%	100%
Final siding and roof repairs for North	9	2021	\$	1,248.90	0%	10	100.0%	100.00%	100%
PATS MRF Pipe Repairs	1	2022	\$	1,954.80	0%	10	100.0%	100.00%	100%
Install Concrete for post protection at	1	2022	\$	6,543.15	0%	10	100.0%	100.00%	100%
Additional Repairs to damage in employee	2	2022	\$	10,534.20	0%	10	100.0%	100.00%	100%
Final Repairs for overhead doors and new	2	2022	\$	9,475.35	0%	10	100.0%	100.00%	100%
3/8/2022 Final repair for wiring are MRF	3	2022	\$	1,085.00	0%	10	100.0%	100.00%	100%
INSTALL NEW GUTTER AND DOWNSPOUT ON RECY	7	2022	\$	325.80	0%	10	100.0%	100.00%	100%
Final Repairs for south facing overhead	9	2022	\$	9,166.40	0%	10	100.0%	100.00%	100%
Final door repair at MRF and attempt to	11	2022	\$	8,159.02	0%	10	100.0%	100.00%	100%

Exd. JW-7R

Calculations revised in compliance with WAC 480-07-520(4). Asset lives are now calculated to mor the end of the test year. In compliance with WAC, investment is calculated to net book value at en

Line of Service Allocation Percentage (must = 100%)							100%	LOS % Check number	Service life	In Service	Service Life Remaining	Fully Depreciated	Salvage Value	Depreciable Cost
Resi MSW	COM	RO	MF	Resi YW	Resi Recy	Com Recy	Total	Mo	Mo	Mo	Yr	\$	\$	
							100%	60	2	58	6	2028	\$ -	\$ 8,014.68
							100%	60	310	-250	10	2002	\$ -	\$ 188.01
							100%	36	1	35	7	2026	\$ -	\$ 202.67
							100%	36	1	35	7	2026	\$ -	\$ 1,132.72
							100%	84	177	-93	11	2015	\$ -	\$ 30,500.00
							100%	84	177	-93	11	2015	\$ -	\$ 2,540.12
							100%	84	1	83	7	2030	\$ -	\$ 34,826.88
							100%	0	1	-1	7	2023	\$ -	\$ -
							100%	0	1	-1	7	2023	\$ -	\$ -
							100%	120	3	117	5	2033	\$ -	\$ 331.84
							100%	120	3	117	5	2033	\$ -	\$ 1,462.90
							100%	120	3	117	5	2033	\$ -	\$ 5,150.00
							100%	120	4	116	4	2033	\$ -	\$ 5,150.00
							100%	120	4	116	4	2033	\$ -	\$ 5,150.00
							100%	108	171	-63	5	2018	\$ -	\$ 2,763.00
							100%	108	171	-63	5	2018	\$ -	\$ 1,338.31
							100%	108	171	-63	5	2018	\$ -	\$ 590.00
							100%	108	171	-63	5	2018	\$ -	\$ 235,798.41
							100%	144	263	-119	9	2013	\$ -	\$ 2,962.00
							100%	144	409	-265	7	2001	\$ -	\$ 1,000.00
							100%	84	177	-93	11	2015	\$ -	\$ 4,615.48
							100%	144	177	-33	11	2020	\$ -	\$ 3,088.32
							100%	72	261	-189	11	2007	\$ -	\$ 123.39
							100%	72	265	-193	7	2007	\$ -	\$ 455.03
							100%	144	348	-204	8	2006	\$ -	\$ 1,618.50
							100%	144	3	141	5	2035	\$ -	\$ 11,837.10
							100%	144	3	141	5	2035	\$ -	\$ 11,347.50
							100%	120	4	116	4	2033	\$ -	\$ 183,264.00
							100%	60	4	56	4	2028	\$ -	\$ 933.99
							100%	144	3	141	5	2035	\$ -	\$ 6,234.07
							100%	144	3	141	5	2035	\$ -	\$ 8,731.04
							100%	144	3	141	5	2035	\$ -	\$ 10,308.64
							100%	144	3	141	5	2035	\$ -	\$ 9,084.64
							100%	36	4	32	4	2026	\$ -	\$ 198.09
							100%	36	4	32	4	2026	\$ -	\$ 1,069.06
							100%	120	163	-43	1	2020	\$ -	\$ 79,897.05
							100%	120	164	-44	12	2019	\$ -	\$ 9,163.63
							100%	108	167	-59	9	2018	\$ -	\$ 131,742.00
							100%	120	164	-44	12	2019	\$ -	\$ 95,271.64
							100%	120	7	113	1	2033	\$ -	\$ 228,789.55
							100%	120	7	113	1	2033	\$ -	\$ 641.92
							100%	120	7	113	1	2033	\$ -	\$ 848.64
							100%	120	7	113	1	2033	\$ -	\$ 199,299.54
							100%	120	9	111	11	2032	\$ -	\$ 244.80
							100%	120	9	111	11	2032	\$ -	\$ 336,162.20
							100%	60	7	53	1	2028	\$ -	\$ 7,794.43
							100%	120	8	112	12	2032	\$ -	\$ 244.80
							100%	120	10	110	10	2032	\$ -	\$ 244.80
							100%	144	10	134	10	2034	\$ -	\$ 29,907.00
							100%	120	8	112	12	2032	\$ -	\$ 301,853.17
							100%	120	10	110	10	2032	\$ -	\$ 296,244.28
							100%	36	152	-116	12	2013	\$ -	\$ 5,632.16
							100%	36	151	-115	1	2014	\$ -	\$ 5,587.93
							100%	36	151	-115	1	2014	\$ -	\$ 323.42
							100%	36	177	-141	11	2011	\$ -	\$ 7,000.00
							100%	36	12	24	8	2025	\$ -	\$ 1,353.60
							100%	36	12	24	8	2025	\$ -	\$ 307.98
							100%	108	163	-55	1	2019	\$ -	\$ 274,650.34
							100%	144	14	130	6	2034	\$ -	\$ 6,382.00
							100%	144	14	130	6	2034	\$ -	\$ 124.59

100%	84	177	-93	11	2015	\$	-	783.46
100%	84	177	-93	11	2015	\$	-	522.31
100%	84	177	-93	11	2015	\$	-	174.10
100%	84	177	-93	11	2015	\$	-	1,741.03
100%	84	177	-93	11	2015	\$	-	3,917.31
100%	24	29	-5	3	2023	\$	-	1,842.79
100%	240	31	209	1	2041	\$	-	7,870.00
100%	144	28	116	4	2033	\$	-	5,270.93
100%	144	28	116	4	2033	\$	-	4,351.94
100%	144	28	116	4	2033	\$	-	1,196.75
100%	144	28	116	4	2033	\$	-	3,082.48
100%	144	28	116	4	2033	\$	-	7,356.30
100%	144	28	116	4	2033	\$	-	1,297.66
100%	144	28	116	4	2033	\$	-	9,211.65
100%	144	28	116	4	2033	\$	-	3,105.27
100%	84	29	55	3	2028	\$	-	16,974.92
100%	84	29	55	3	2028	\$	-	16,974.92
100%	240	31	209	1	2041	\$	-	36,284.36
100%	60	31	29	1	2026	\$	-	4,674.05
100%	240	31	209	1	2041	\$	-	(22,013.78)
100%	60	31	29	1	2026	\$	-	42,005.78
100%	120	81	39	11	2026	\$	-	154,776.30
100%	36	103	-67	1	2018	\$	-	20,915.00
100%	84	120	-36	8	2020	\$	-	92,074.96
100%	84	204	-120	8	2013	\$	-	4,036.70
100%	84	206	-122	6	2013	\$	-	99,553.75
100%	84	202	-118	10	2013	\$	-	49,441.57
100%	36	152	-116	12	2013	\$	-	5,902.20
100%	240	31	209	1	2041	\$	-	709,770.00
100%	0	31	-31	1	2021	\$	-	184,230.00
100%	84	31	53	1	2028	\$	-	31,727.26
100%	60	189	-129	11	2012	\$	-	20,600.62
100%	36	1	35	7	2026	\$	-	10,146.58
100%	84	164	-80	12	2016	\$	-	219,720.27
100%	36	1	35	7	2026	\$	-	54,930.07
100%	84	164	-80	12	2016	\$	-	178,489.36
100%	36	1	35	7	2026	\$	-	44,622.34
100%	36	157	-121	7	2013	\$	-	4,004.83
100%	120	153	-33	11	2020	\$	-	276,838.92
100%	36	141	-105	11	2014	\$	-	100,004.00
100%	120	128	-8	12	2022	\$	-	334,615.00
100%	60	119	-59	9	2018	\$	-	65,220.00
100%	60	116	-56	12	2018	\$	-	18,255.64
100%	120	105	15	11	2024	\$	-	228,768.45
100%	60	109	-49	7	2019	\$	-	825.00
100%	120	94	26	10	2025	\$	-	345,402.75
100%	36	76	-40	4	2020	\$	-	12,749.30
100%	120	73	47	7	2027	\$	-	329,067.48
100%	84	64	20	4	2025	\$	-	123,835.04
100%	120	58	62	10	2028	\$	-	346,372.69
100%	120	58	62	10	2028	\$	-	346,372.69
100%	120	59	61	9	2028	\$	-	345,671.26
100%	120	47	73	9	2029	\$	-	330,692.70
100%	120	47	73	9	2029	\$	-	330,692.70
100%	120	47	73	9	2029	\$	-	378,973.10
100%	120	45	75	11	2029	\$	-	378,973.10
100%	120	41	79	3	2030	\$	-	-
100%	120	41	79	3	2030	\$	-	-
100%	120	39	81	5	2030	\$	-	334,853.41
100%	120	39	81	5	2030	\$	-	334,851.25
100%	84	206	-122	6	2013	\$	-	141,950.26
100%	36	1	35	7	2026	\$	-	35,487.56
100%	36	104	-68	12	2017	\$	-	6,532.56
100%	36	95	-59	9	2018	\$	-	7,579.79
100%	84	168	-84	8	2016	\$	-	3,579.56
100%	60	116	-56	12	2018	\$	-	4,212.84
100%	120	74	46	6	2027	\$	-	234,775.71
100%	120	50	70	6	2029	\$	-	245,096.07
100%	36	121	-85	7	2016	\$	-	68,587.90
100%	60	116	-56	12	2018	\$	-	4,212.84
100%	60	100	-40	4	2020	\$	-	89,584.15
100%	60	94	-34	10	2020	\$	-	345,402.75

Exh. JW-75

100%	120	39	81	5	2030	\$	-	\$	323,706.52
100%	36	103	-67	1	2018	\$	-	\$	2,500.00
100%	120	40	80	4	2030	\$	-	\$	307,842.79
100%	120	40	80	4	2030	\$	-	\$	307,842.79
100%	120	40	80	4	2030	\$	-	\$	379,185.66
100%	60	308	-248	12	2002	\$	-	\$	8,225.00
100%	60	308	-248	12	2002	\$	-	\$	12,388.00
100%	84	308	-224	12	2004	\$	-	\$	13,274.00
100%	120	308	-188	12	2007	\$	-	\$	11,776.00
100%	84	308	-224	12	2004	\$	-	\$	5,822.00
100%	60	308	-248	12	2002	\$	-	\$	17,169.00
100%	120	308	-188	12	2007	\$	-	\$	18,752.00
100%	60	308	-248	12	2002	\$	-	\$	964.00
100%	60	308	-248	12	2002	\$	-	\$	142,652.00
100%	120	306	-186	2	2008	\$	-	\$	13,945.65
100%	120	304	-184	4	2008	\$	-	\$	6,132.19
100%	120	304	-184	4	2008	\$	-	\$	7,064.43
100%	120	302	-182	6	2008	\$	-	\$	9,373.09
100%	120	294	-174	2	2009	\$	-	\$	5,351.71
100%	120	290	-170	6	2009	\$	-	\$	12,068.39
100%	120	287	-167	9	2009	\$	-	\$	12,838.03
100%	120	279	-159	5	2010	\$	-	\$	4,786.29
100%	120	265	-145	7	2011	\$	-	\$	5,260.68
100%	120	265	-145	7	2011	\$	-	\$	4,326.77
100%	120	252	-132	8	2012	\$	-	\$	10,045.29
100%	120	239	-119	9	2013	\$	-	\$	14,105.71
100%	120	239	-119	9	2013	\$	-	\$	18,129.38
100%	120	239	-119	9	2013	\$	-	\$	4,330.24
100%	120	239	-119	9	2013	\$	-	\$	1,178.30
100%	120	236	-116	12	2013	\$	-	\$	1,262.08
100%	120	231	-111	5	2014	\$	-	\$	17,190.40
100%	120	231	-111	5	2014	\$	-	\$	2,110.72
100%	120	231	-111	5	2014	\$	-	\$	2,881.02
100%	120	231	-111	5	2014	\$	-	\$	3,000.70
100%	120	230	-110	6	2014	\$	-	\$	11,424.00
100%	120	228	-108	8	2014	\$	-	\$	11,083.90
100%	120	228	-108	8	2014	\$	-	\$	11,625.90
100%	120	219	-99	5	2015	\$	-	\$	6,885.57
100%	120	219	-99	5	2015	\$	-	\$	7,561.98
100%	120	219	-99	5	2015	\$	-	\$	6,737.06
100%	120	219	-99	5	2015	\$	-	\$	8,692.60
100%	120	218	-98	6	2015	\$	-	\$	11,478.40
100%	120	218	-98	6	2015	\$	-	\$	18,017.28
100%	120	218	-98	6	2015	\$	-	\$	18,931.20
100%	120	217	-97	7	2015	\$	-	\$	10,758.70
100%	120	217	-97	7	2015	\$	-	\$	11,815.60
100%	120	209	-89	3	2016	\$	-	\$	12,551.17
100%	120	209	-89	3	2016	\$	-	\$	8,068.61
100%	120	209	-89	3	2016	\$	-	\$	7,872.77
100%	120	209	-89	3	2016	\$	-	\$	13,251.84
100%	120	209	-89	3	2016	\$	-	\$	9,465.60
100%	120	194	-74	6	2017	\$	-	\$	7,334.34
100%	120	194	-74	6	2017	\$	-	\$	18,037.76
100%	120	179	-59	9	2018	\$	-	\$	5,873.11
100%	120	179	-59	9	2018	\$	-	\$	9,335.41
100%	84	177	-93	11	2015	\$	-	\$	1,473.44
100%	120	158	-38	6	2020	\$	-	\$	5,970.67
100%	120	158	-38	6	2020	\$	-	\$	5,547.91
100%	120	157	-37	7	2020	\$	-	\$	13,503.93
100%	120	157	-37	7	2020	\$	-	\$	7,100.20
100%	120	157	-37	7	2020	\$	-	\$	9,457.90
100%	120	145	-25	7	2021	\$	-	\$	11,585.79
100%	120	144	-24	8	2021	\$	-	\$	8,718.63
100%	120	144	-24	8	2021	\$	-	\$	2,758.78
100%	36	151	-115	1	2014	\$	-	\$	0.03
100%	84	177	-93	11	2015	\$	-	\$	378.52
100%	144	177	-33	11	2020	\$	-	\$	1,380.00
100%	84	177	-93	11	2015	\$	-	\$	1,600.00
100%	120	135	-15	5	2022	\$	-	\$	11,013.44
100%	120	133	-13	7	2022	\$	-	\$	5,475.00
100%	144	123	21	5	2025	\$	-	\$	2,976.66
100%	144	123	21	5	2025	\$	-	\$	6,005.36


Exh. JW-7E


100%	144	97	47	7	2027	\$	-	\$	6,829.20
100%	144	97	47	7	2027	\$	-	\$	10,639.46
100%	144	97	47	7	2027	\$	-	\$	4,401.04
100%	84	87	-3	5	2023	\$	-	\$	6,682.87
100%	84	87	-3	5	2023	\$	-	\$	5,127.32
100%	84	85	-1	7	2023	\$	-	\$	4,802.12
100%	84	85	-1	7	2023	\$	-	\$	1,938.19
100%	144	83	61	9	2028	\$	-	\$	8,329.00
100%	144	83	61	9	2028	\$	-	\$	4,675.73
100%	144	83	61	9	2028	\$	-	\$	4,711.00
100%	144	83	61	9	2028	\$	-	\$	10,972.00
100%	144	83	61	9	2028	\$	-	\$	5,991.00
100%	144	83	61	9	2028	\$	-	\$	7,413.00
100%	144	77	67	3	2029	\$	-	\$	26,093.53
100%	144	77	67	3	2029	\$	-	\$	10,450.00
100%	144	77	67	3	2029	\$	-	\$	484.75
100%	144	77	67	3	2029	\$	-	\$	7,912.19
100%	144	77	67	3	2029	\$	-	\$	23,763.45
100%	144	77	67	3	2029	\$	-	\$	22,503.84
100%	180	472	-292	4	1999	\$	-	\$	3,811.09
100%	144	64	80	4	2030	\$	-	\$	9,195.76
100%	144	64	80	4	2030	\$	-	\$	14,724.04
100%	144	64	80	4	2030	\$	-	\$	11,734.82
100%	144	64	80	4	2030	\$	-	\$	11,770.70
100%	144	64	80	4	2030	\$	-	\$	15,038.88
100%	144	64	80	4	2030	\$	-	\$	10,579.08
100%	144	52	92	4	2031	\$	-	\$	6,443.18
100%	144	52	92	4	2031	\$	-	\$	11,041.43
100%	144	52	92	4	2031	\$	-	\$	10,162.58
100%	144	52	92	4	2031	\$	-	\$	9,153.53
100%	144	52	92	4	2031	\$	-	\$	6,305.40
100%	144	52	92	4	2031	\$	-	\$	6,348.80
100%	144	52	92	4	2031	\$	-	\$	8,030.55
100%	84	44	40	12	2026	\$	-	\$	16,758.00
100%	84	44	40	12	2026	\$	-	\$	7,736.20
100%	84	44	40	12	2026	\$	-	\$	11,976.00
100%	84	44	40	12	2026	\$	-	\$	9,340.00
100%	144	40	104	4	2032	\$	-	\$	3,117.78
100%	144	40	104	4	2032	\$	-	\$	3,352.57
100%	144	40	104	4	2032	\$	-	\$	3,567.80
100%	144	40	104	4	2032	\$	-	\$	8,130.34
100%	144	40	104	4	2032	\$	-	\$	8,880.37
100%	144	40	104	4	2032	\$	-	\$	12,451.39
100%	144	40	104	4	2032	\$	-	\$	2,043.15
100%	144	40	104	4	2032	\$	-	\$	6,672.41
100%	144	40	104	4	2032	\$	-	\$	14,359.98
100%	144	40	104	4	2032	\$	-	\$	2,013.21
100%	60	308	-248	12	2002	\$	-	\$	24,451.11
100%	84	308	-224	12	2004	\$	-	\$	6,960.00
100%	60	308	-248	12	2002	\$	-	\$	23,012.00
100%	120	306	-186	2	2008	\$	-	\$	14,327.75
100%	120	306	-186	2	2008	\$	-	\$	15,868.15
100%	120	301	-181	7	2008	\$	-	\$	10,546.23
100%	120	230	-110	6	2014	\$	-	\$	22,655.60
100%	120	230	-110	6	2014	\$	-	\$	23,147.20
100%	120	230	-110	6	2014	\$	-	\$	23,902.20
100%	120	219	-99	5	2015	\$	-	\$	14,120.18
100%	120	219	-99	5	2015	\$	-	\$	11,989.04
100%	120	217	-97	7	2015	\$	-	\$	15,057.84
100%	120	209	-89	3	2016	\$	-	\$	26,449.60
100%	120	206	-86	6	2016	\$	-	\$	26,449.60
100%	120	194	-74	6	2017	\$	-	\$	26,509.22
100%	120	192	-72	8	2017	\$	-	\$	25,620.34
100%	120	190	-70	10	2017	\$	-	\$	26,509.22
100%	84	177	-93	11	2015	\$	-	\$	1,401.60
100%	84	177	-93	11	2015	\$	-	\$	700.00
100%	84	177	-93	11	2015	\$	-	\$	61,000.00
100%	84	169	-85	7	2016	\$	-	\$	6,001.10
100%	144	120	24	8	2025	\$	-	\$	18,364.04
100%	144	97	47	7	2027	\$	-	\$	16,310.00
100%	133	91	42	1	2027	\$	-	\$	17,943.00
100%	144	87	57	5	2028	\$	-	\$	5,981.00


Exh. JW-5B


100%	84	76	8	4	2024	\$	-	\$	32,539.06
100%	84	76	8	4	2024	\$	-	\$	32,539.06
100%	84	76	8	4	2024	\$	-	\$	32,539.06
100%	84	76	8	4	2024	\$	-	\$	20,835.12
100%	84	76	8	4	2024	\$	-	\$	32,539.06
100%	84	74	10	6	2024	\$	-	\$	32,732.59
100%	84	74	10	6	2024	\$	-	\$	32,732.59
100%	84	41	43	3	2027	\$	-	\$	32,244.70
100%	84	41	43	3	2027	\$	-	\$	32,244.68
100%	84	41	43	3	2027	\$	-	\$	116,485.09
100%	84	41	43	3	2027	\$	-	\$	10,915.00
100%	84	41	43	3	2027	\$	-	\$	9,393.77
100%	84	41	43	3	2027	\$	-	\$	14,947.10
100%	144	45	99	11	2031	\$	-	\$	20,239.59
100%	84	51	33	5	2026	\$	-	\$	8,772.23
100%	60	108	-48	8	2019	\$	-	\$	6,270.00
100%	60	221	-161	3	2010	\$	-	\$	9,807.39
100%	36	140	-104	12	2014	\$	-	\$	27,526.00
100%	36	140	-104	12	2014	\$	-	\$	19,878.10
100%	60	37	23	7	2025	\$	-	\$	24,681.40
100%	60	37	23	7	2025	\$	-	\$	24,681.40
100%	60	35	25	9	2025	\$	-	\$	38,576.64
100%	60	35	25	9	2025	\$	-	\$	161.67
100%	84	175	-91	1	2016	\$	-	\$	11,780.91
100%	84	141	-57	11	2018	\$	-	\$	37,526.77
100%	84	140	-56	12	2018	\$	-	\$	10,539.68
100%	84	140	-56	12	2018	\$	-	\$	6,023.60
100%	84	136	-52	4	2019	\$	-	\$	466.06
100%	84	123	-39	5	2020	\$	-	\$	23,494.65
100%	60	93	-33	11	2020	\$	-	\$	6,914.84
100%	60	80	-20	12	2021	\$	-	\$	4,742.50
100%	60	71	-11	9	2022	\$	-	\$	9,103.43
100%	36	71	-35	9	2020	\$	-	\$	1,208.24
100%	36	67	-31	1	2021	\$	-	\$	98,486.82
100%	25	67	-42	1	2020	\$	-	\$	5,129.80
100%	120	62	58	6	2028	\$	-	\$	48,480.12
100%	120	62	58	6	2028	\$	-	\$	2,806.82
100%	36	62	-26	6	2021	\$	-	\$	2,956.16
100%	48	60	-12	8	2022	\$	-	\$	31,165.76
100%	60	57	3	11	2023	\$	-	\$	4,068.75
100%	60	55	5	1	2024	\$	-	\$	10,778.78
100%	60	55	5	1	2024	\$	-	\$	16,244.62
100%	36	48	-12	8	2022	\$	-	\$	23,188.70
100%	120	48	72	8	2029	\$	-	\$	1,970,988.55
100%	120	48	72	8	2029	\$	-	\$	456,068.78
100%	60	40	20	4	2025	\$	-	\$	60,000.00
100%	120	80	40	12	2026	\$	-	\$	13,518.40
100%	84	73	11	7	2024	\$	-	\$	25,365.60
100%	60	100	-40	4	2020	\$	-	\$	13,450.42
100%	120	71	49	9	2027	\$	-	\$	10,189.60
100%	36	52	-16	4	2022	\$	-	\$	1,728.93
100%	60	140	-80	12	2016	\$	-	\$	850.89
100%	60	112	-52	4	2019	\$	-	\$	332.17
100%	60	108	-48	8	2019	\$	-	\$	853.57
100%	60	100	-40	4	2020	\$	-	\$	2,289.54
100%	60	98	-38	6	2020	\$	-	\$	1,032.77
100%	60	89	-29	3	2021	\$	-	\$	15,791.17
100%	60	86	-26	6	2021	\$	-	\$	8,319.62
100%	36	77	-41	3	2020	\$	-	\$	1,195.85
100%	36	75	-39	5	2020	\$	-	\$	1,342.11
100%	36	75	-39	5	2020	\$	-	\$	6,347.00
100%	36	65	-29	3	2021	\$	-	\$	1,118.20
100%	60	65	-5	3	2023	\$	-	\$	935.10
100%	60	65	-5	3	2023	\$	-	\$	76.30
100%	36	40	-4	4	2023	\$	-	\$	1,129.75
100%	120	68	52	12	2027	\$	-	\$	107,611.16
100%	120	68	52	12	2027	\$	-	\$	49,999.44
100%	120	68	52	12	2027	\$	-	\$	16,010.54
100%	36	62	-26	6	2021	\$	-	\$	27,671.44
100%	120	61	59	7	2028	\$	-	\$	172,177.85
100%	120	48	72	8	2029	\$	-	\$	19,784.97
100%	120	27	93	5	2031	\$	-	\$	50,000.00


Exh. JW-78






























































































months, allowing for assets to remain in NBV after the end of test period if not fully consumed by end of test year. Proforma assets are allowed as depreciation only items.

Non Allocated Output					Business Unit Allocation Output			Regulated Allocation Output											
Test Year Depreciation		Accumulated Depreciation		Net Book Value Investment	Business Unit Invest	Business Unit Depreciation Expense	Regulated Invest	Regulated Depreciation Expense											
Mo	Yr	Begin	End	\$	\$	\$	\$	\$											
\$	133.58	\$	1,602.94	\$	-	\$	267.16	\$	7,747.52	\$	7,747.52	\$	1,602.94	\$	7,747.52	\$	1,602.94		
\$	3.13	\$	37.60	\$	933.78	\$	188.01	\$	-	\$	-	\$	37.60	\$	-	\$	-	\$	37.60
\$	5.63	\$	67.56	\$	-	\$	5.63	\$	197.04	\$	197.04	\$	67.56	\$	197.04	\$	67.56	\$	67.56
\$	31.46	\$	377.57	\$	-	\$	31.46	\$	1,101.26	\$	1,101.26	\$	377.57	\$	1,101.26	\$	377.57	\$	377.57
\$	363.10	\$	4,357.14	\$	59,910.71	\$	30,500.00	\$	-	\$	-	\$	4,357.14	\$	-	\$	-	\$	4,357.14
\$	30.24	\$	362.87	\$	4,989.52	\$	2,540.12	\$	-	\$	-	\$	362.87	\$	-	\$	-	\$	362.87
\$	414.61	\$	4,975.27	\$	-	\$	414.61	\$	34,412.27	\$	34,412.27	\$	4,975.27	\$	34,412.27	\$	4,975.27	\$	4,975.27
\$	-	\$	-	\$	-	\$	-	\$	-	\$	-	\$	-	\$	-	\$	-	\$	-
\$	-	\$	-	\$	-	\$	-	\$	-	\$	-	\$	-	\$	-	\$	-	\$	-
\$	2.77	\$	33.18	\$	-	\$	8.30	\$	323.54	\$	323.54	\$	33.18	\$	323.54	\$	33.18	\$	33.18
\$	12.19	\$	146.29	\$	-	\$	36.57	\$	1,426.33	\$	1,426.33	\$	146.29	\$	1,426.33	\$	146.29	\$	146.29
\$	42.92	\$	515.00	\$	-	\$	128.75	\$	5,021.25	\$	5,021.25	\$	515.00	\$	5,021.25	\$	515.00	\$	515.00
\$	42.92	\$	515.00	\$	-	\$	171.67	\$	4,978.33	\$	4,978.33	\$	515.00	\$	4,978.33	\$	515.00	\$	515.00
\$	42.92	\$	515.00	\$	-	\$	171.67	\$	4,978.33	\$	4,978.33	\$	515.00	\$	4,978.33	\$	515.00	\$	515.00
\$	25.58	\$	307.00	\$	4,067.75	\$	2,763.00	\$	-	\$	-	\$	307.00	\$	-	\$	-	\$	307.00
\$	12.39	\$	148.70	\$	1,970.29	\$	1,338.31	\$	-	\$	-	\$	148.70	\$	-	\$	-	\$	148.70
\$	5.46	\$	65.56	\$	868.61	\$	590.00	\$	-	\$	-	\$	65.56	\$	-	\$	-	\$	65.56
\$	2,183.32	\$	26,199.82	\$	347,147.66	\$	235,798.41	\$	-	\$	-	\$	26,199.82	\$	-	\$	-	\$	26,199.82
\$	20.57	\$	246.83	\$	5,162.93	\$	2,962.00	\$	-	\$	-	\$	246.83	\$	-	\$	-	\$	246.83
\$	6.94	\$	83.33	\$	2,756.94	\$	1,000.00	\$	-	\$	-	\$	83.33	\$	-	\$	-	\$	83.33
\$	54.95	\$	659.35	\$	9,066.12	\$	4,615.48	\$	-	\$	-	\$	659.35	\$	-	\$	-	\$	659.35
\$	21.45	\$	257.36	\$	3,538.70	\$	3,088.32	\$	-	\$	-	\$	257.36	\$	-	\$	-	\$	257.36
\$	1.71	\$	20.57	\$	426.72	\$	123.39	\$	-	\$	-	\$	20.57	\$	-	\$	-	\$	20.57
\$	6.32	\$	75.84	\$	1,598.92	\$	455.03	\$	-	\$	-	\$	75.84	\$	-	\$	-	\$	75.84
\$	11.24	\$	134.88	\$	3,776.50	\$	1,618.50	\$	-	\$	-	\$	134.88	\$	-	\$	-	\$	134.88
\$	82.20	\$	986.43	\$	-	\$	246.61	\$	11,590.49	\$	11,590.49	\$	986.43	\$	11,590.49	\$	986.43	\$	986.43
\$	78.80	\$	945.63	\$	-	\$	236.41	\$	11,111.09	\$	11,111.09	\$	945.63	\$	11,111.09	\$	945.63	\$	945.63
\$	1,527.20	\$	18,326.40	\$	-	\$	6,108.80	\$	177,155.20	\$	177,155.20	\$	18,326.40	\$	177,155.20	\$	18,326.40	\$	18,326.40
\$	15.57	\$	186.80	\$	-	\$	62.27	\$	871.72	\$	871.72	\$	186.80	\$	871.72	\$	186.80	\$	186.80
\$	43.29	\$	519.51	\$	-	\$	129.88	\$	6,104.19	\$	6,104.19	\$	519.51	\$	6,104.19	\$	519.51	\$	519.51
\$	60.63	\$	727.59	\$	-	\$	181.90	\$	8,549.14	\$	8,549.14	\$	727.59	\$	8,549.14	\$	727.59	\$	727.59
\$	71.59	\$	859.05	\$	-	\$	214.76	\$	10,093.88	\$	10,093.88	\$	859.05	\$	10,093.88	\$	859.05	\$	859.05
\$	63.09	\$	757.05	\$	-	\$	189.26	\$	8,895.38	\$	8,895.38	\$	757.05	\$	8,895.38	\$	757.05	\$	757.05
\$	5.50	\$	66.03	\$	-	\$	22.01	\$	176.08	\$	176.08	\$	66.03	\$	176.08	\$	66.03	\$	66.03
\$	29.70	\$	356.35	\$	-	\$	118.78	\$	950.28	\$	950.28	\$	356.35	\$	950.28	\$	356.35	\$	356.35
\$	665.81	\$	7,989.71	\$	100,537.12	\$	79,897.05	\$	-	\$	-	\$	7,989.71	\$	-	\$	-	\$	7,989.71
\$	76.36	\$	916.36	\$	11,607.26	\$	9,163.63	\$	-	\$	-	\$	916.36	\$	-	\$	-	\$	916.36
\$	1,219.83	\$	14,638.00	\$	189,074.17	\$	131,742.00	\$	-	\$	-	\$	14,638.00	\$	-	\$	-	\$	14,638.00
\$	793.93	\$	9,527.16	\$	120,677.41	\$	95,271.64	\$	-	\$	-	\$	9,527.16	\$	-	\$	-	\$	9,527.16
\$	1,906.58	\$	22,878.96	\$	-	\$	13,346.06	\$	215,443.49	\$	215,443.49	\$	22,878.96	\$	215,443.49	\$	22,878.96	\$	22,878.96
\$	5.35	\$	64.19	\$	-	\$	37.45	\$	604.47	\$	604.47	\$	64.19	\$	604.47	\$	64.19	\$	64.19
\$	7.07	\$	84.86	\$	-	\$	49.50	\$	799.14	\$	799.14	\$	84.86	\$	799.14	\$	84.86	\$	84.86
\$	1,660.83	\$	19,929.95	\$	-	\$	11,625.81	\$	187,673.73	\$	187,673.73	\$	19,929.95	\$	187,673.73	\$	19,929.95	\$	19,929.95
\$	2.04	\$	24.48	\$	-	\$	18.36	\$	226.44	\$	226.44	\$	24.48	\$	226.44	\$	24.48	\$	24.48
\$	2,801.35	\$	33,616.22	\$	-	\$	25,212.17	\$	310,950.04	\$	310,950.04	\$	33,616.22	\$	310,950.04	\$	33,616.22	\$	33,616.22
\$	129.91	\$	1,558.89	\$	-	\$	909.35	\$	6,885.08	\$	6,885.08	\$	1,558.89	\$	6,885.08	\$	1,558.89	\$	1,558.89
\$	2.04	\$	24.48	\$	-	\$	16.32	\$	228.48	\$	228.48	\$	24.48	\$	228.48	\$	24.48	\$	24.48
\$	2.04	\$	24.48	\$	-	\$	20.40	\$	224.40	\$	224.40	\$	24.48	\$	224.40	\$	24.48	\$	24.48
\$	207.69	\$	2,492.25	\$	-	\$	2,076.88	\$	27,830.13	\$	27,830.13	\$	2,492.25	\$	27,830.13	\$	2,492.25	\$	2,492.25
\$	2,515.44	\$	30,185.32	\$	-	\$	20,123.54	\$	281,729.63	\$	281,729.63	\$	30,185.32	\$	281,729.63	\$	30,185.32	\$	30,185.32
\$	2,468.70	\$	29,624.43	\$	-	\$	24,687.02	\$	271,557.26	\$	271,557.26	\$	29,624.43	\$	271,557.26	\$	29,624.43	\$	29,624.43
\$	156.45	\$	1,877.39	\$	21,902.84	\$	5,632.16	\$	-	\$	-	\$	1,877.39	\$	-	\$	-	\$	1,877.39
\$	155.22	\$	1,862.64	\$	21,575.62	\$	5,587.93	\$	-	\$	-	\$	1,862.64	\$	-	\$	-	\$	1,862.64
\$	8.98	\$	107.81	\$	1,248.76	\$	323.42	\$	-	\$	-	\$	107.81	\$	-	\$	-	\$	107.81
\$	194.44	\$	2,333.33	\$	32,083.33	\$	7,000.00	\$	-	\$	-	\$	2,333.33	\$	-	\$	-	\$	2,333.33
\$	37.60	\$	451.20	\$	-	\$	451.20	\$	902.40	\$	902.40	\$	451.20	\$	902.40	\$	451.20	\$	451.20
\$	8.56	\$	102.66	\$	-	\$	102.66	\$	205.32	\$	205.32	\$	102.66	\$	205.32	\$	102.66	\$	102.66
\$	2,543.06	\$	30,516.70	\$	384,001.86	\$	274,650.34	\$	-	\$	-	\$	30,516.70	\$	-	\$	-	\$	30,516.70
\$	44.32	\$	531.83	\$	88.64	\$	620.47	\$	5,761.53	\$	5,761.53	\$	531.83	\$	5,761.53	\$	531.83	\$	531.83
\$	0.87	\$	10.38	\$	1.73	\$	12.11	\$	112.48	\$	112.48	\$	10.38	\$	112.48	\$	10.38	\$	10.38



\$ 2,697.55	\$ 32,370.65	\$ 72,833.97	\$ 105,204.62	\$ 218,501.90	\$ 218,501.90	\$ 32,370.65	\$ 218,501.90	\$ 32,370.65
\$ 69.44	\$ 833.33	\$ 6,319.44	\$ 2,500.00	\$ -	\$ -	\$ 833.33	Exh. JW-7R	\$ 833.33
\$ 2,565.36	\$ 30,784.28	\$ 71,829.98	\$ 102,614.26	\$ 205,228.53	\$ 205,228.53	\$ 30,784.28	\$ 205,228.53	\$ 30,784.28
\$ 2,565.36	\$ 30,784.28	\$ 71,829.98	\$ 102,614.26	\$ 205,228.53	\$ 205,228.53	\$ 30,784.28	\$ 205,228.53	\$ 30,784.28
\$ 3,159.88	\$ 37,918.57	\$ 88,476.65	\$ 126,395.22	\$ 252,790.44	\$ 252,790.44	\$ 37,918.57	\$ 252,790.44	\$ 37,918.57
\$ 137.08	\$ 1,645.00	\$ 40,576.67	\$ 8,225.00	\$ -	\$ -	\$ 1,645.00	\$ -	\$ 1,645.00
\$ 206.47	\$ 2,477.60	\$ 61,114.13	\$ 12,388.00	\$ -	\$ -	\$ 2,477.60	\$ -	\$ 2,477.60
\$ 158.02	\$ 1,896.29	\$ 46,775.05	\$ 13,274.00	\$ -	\$ -	\$ 1,896.29	\$ -	\$ 1,896.29
\$ 98.13	\$ 1,177.60	\$ 29,047.47	\$ 11,776.00	\$ -	\$ -	\$ 1,177.60	\$ -	\$ 1,177.60
\$ 69.31	\$ 831.71	\$ 20,515.62	\$ 5,822.00	\$ -	\$ -	\$ 831.71	\$ -	\$ 831.71
\$ 286.15	\$ 3,433.80	\$ 84,700.40	\$ 17,169.00	\$ -	\$ -	\$ 3,433.80	\$ -	\$ 3,433.80
\$ 156.27	\$ 1,875.20	\$ 46,254.93	\$ 18,752.00	\$ -	\$ -	\$ 1,875.20	\$ -	\$ 1,875.20
\$ 16.07	\$ 192.80	\$ 4,755.73	\$ 964.00	\$ -	\$ -	\$ 192.80	\$ -	\$ 192.80
\$ 2,377.53	\$ 28,530.40	\$ 703,749.87	\$ 142,652.00	\$ -	\$ -	\$ 28,530.40	\$ -	\$ 28,530.40
\$ 116.21	\$ 1,394.57	\$ 34,166.84	\$ 13,945.65	\$ -	\$ -	\$ 1,394.57	\$ -	\$ 1,394.57
\$ 51.10	\$ 613.22	\$ 14,921.66	\$ 6,132.19	\$ -	\$ -	\$ 613.22	\$ -	\$ 613.22
\$ 58.87	\$ 706.44	\$ 17,190.11	\$ 7,064.43	\$ -	\$ -	\$ 706.44	\$ -	\$ 706.44
\$ 78.11	\$ 937.31	\$ 22,651.63	\$ 9,373.09	\$ -	\$ -	\$ 937.31	\$ -	\$ 937.31
\$ 44.60	\$ 535.17	\$ 12,576.52	\$ 5,351.71	\$ -	\$ -	\$ 535.17	\$ -	\$ 535.17
\$ 100.57	\$ 1,206.84	\$ 27,958.44	\$ 12,068.39	\$ -	\$ -	\$ 1,206.84	\$ -	\$ 1,206.84
\$ 106.98	\$ 1,283.80	\$ 29,420.49	\$ 12,838.03	\$ -	\$ -	\$ 1,283.80	\$ -	\$ 1,283.80
\$ 39.89	\$ 478.63	\$ 10,649.50	\$ 4,786.29	\$ -	\$ -	\$ 478.63	\$ -	\$ 478.63
\$ 43.84	\$ 526.07	\$ 11,091.27	\$ 5,260.68	\$ -	\$ -	\$ 526.07	\$ -	\$ 526.07
\$ 36.06	\$ 432.68	\$ 9,122.27	\$ 4,326.77	\$ -	\$ -	\$ 432.68	\$ -	\$ 432.68
\$ 83.71	\$ 1,004.53	\$ 20,090.58	\$ 10,045.29	\$ -	\$ -	\$ 1,004.53	\$ -	\$ 1,004.53
\$ 117.55	\$ 1,410.57	\$ 26,683.30	\$ 14,105.71	\$ -	\$ -	\$ 1,410.57	\$ -	\$ 1,410.57
\$ 151.08	\$ 1,812.94	\$ 34,294.74	\$ 18,129.38	\$ -	\$ -	\$ 1,812.94	\$ -	\$ 1,812.94
\$ 36.09	\$ 433.02	\$ 8,191.37	\$ 4,330.24	\$ -	\$ -	\$ 433.02	\$ -	\$ 433.02
\$ 9.82	\$ 117.83	\$ 2,228.95	\$ 1,178.30	\$ -	\$ -	\$ 117.83	\$ -	\$ 117.83
\$ 10.52	\$ 126.21	\$ 2,355.88	\$ 1,262.08	\$ -	\$ -	\$ 126.21	\$ -	\$ 126.21
\$ 143.25	\$ 1,719.04	\$ 31,372.48	\$ 17,190.40	\$ -	\$ -	\$ 1,719.04	\$ -	\$ 1,719.04
\$ 17.59	\$ 211.07	\$ 3,852.06	\$ 2,110.72	\$ -	\$ -	\$ 211.07	\$ -	\$ 211.07
\$ 24.01	\$ 288.10	\$ 5,257.86	\$ 2,881.02	\$ -	\$ -	\$ 288.10	\$ -	\$ 288.10
\$ 25.01	\$ 300.07	\$ 5,476.28	\$ 3,000.70	\$ -	\$ -	\$ 300.07	\$ -	\$ 300.07
\$ 95.20	\$ 1,142.40	\$ 20,753.60	\$ 11,424.00	\$ -	\$ -	\$ 1,142.40	\$ -	\$ 1,142.40
\$ 92.37	\$ 1,108.39	\$ 19,951.02	\$ 11,083.90	\$ -	\$ -	\$ 1,108.39	\$ -	\$ 1,108.39
\$ 96.88	\$ 1,162.59	\$ 20,926.62	\$ 11,625.90	\$ -	\$ -	\$ 1,162.59	\$ -	\$ 1,162.59
\$ 57.38	\$ 688.56	\$ 11,877.61	\$ 6,885.57	\$ -	\$ -	\$ 688.56	\$ -	\$ 688.56
\$ 63.02	\$ 756.20	\$ 13,044.42	\$ 7,561.98	\$ -	\$ -	\$ 756.20	\$ -	\$ 756.20
\$ 56.14	\$ 673.71	\$ 11,621.43	\$ 6,737.06	\$ -	\$ -	\$ 673.71	\$ -	\$ 673.71
\$ 72.44	\$ 869.26	\$ 14,994.74	\$ 8,692.60	\$ -	\$ -	\$ 869.26	\$ -	\$ 869.26
\$ 95.65	\$ 1,147.84	\$ 19,704.59	\$ 11,478.40	\$ -	\$ -	\$ 1,147.84	\$ -	\$ 1,147.84
\$ 150.14	\$ 1,801.73	\$ 30,929.66	\$ 18,017.28	\$ -	\$ -	\$ 1,801.73	\$ -	\$ 1,801.73
\$ 157.76	\$ 1,893.12	\$ 32,498.56	\$ 18,931.20	\$ -	\$ -	\$ 1,893.12	\$ -	\$ 1,893.12
\$ 89.66	\$ 1,075.87	\$ 18,379.45	\$ 10,758.70	\$ -	\$ -	\$ 1,075.87	\$ -	\$ 1,075.87
\$ 98.46	\$ 1,181.56	\$ 20,184.98	\$ 11,815.60	\$ -	\$ -	\$ 1,181.56	\$ -	\$ 1,181.56
\$ 104.59	\$ 1,255.12	\$ 20,604.84	\$ 12,551.17	\$ -	\$ -	\$ 1,255.12	\$ -	\$ 1,255.12
\$ 67.24	\$ 806.86	\$ 13,245.97	\$ 8,068.61	\$ -	\$ -	\$ 806.86	\$ -	\$ 806.86
\$ 65.61	\$ 787.28	\$ 12,924.46	\$ 7,872.77	\$ -	\$ -	\$ 787.28	\$ -	\$ 787.28
\$ 110.43	\$ 1,325.18	\$ 21,755.10	\$ 13,251.84	\$ -	\$ -	\$ 1,325.18	\$ -	\$ 1,325.18
\$ 78.88	\$ 946.56	\$ 15,539.36	\$ 9,465.60	\$ -	\$ -	\$ 946.56	\$ -	\$ 946.56
\$ 61.12	\$ 733.43	\$ 11,123.75	\$ 7,334.34	\$ -	\$ -	\$ 733.43	\$ -	\$ 733.43
\$ 150.31	\$ 1,803.78	\$ 27,357.27	\$ 18,037.76	\$ -	\$ -	\$ 1,803.78	\$ -	\$ 1,803.78
\$ 48.94	\$ 587.31	\$ 8,173.41	\$ 5,873.11	\$ -	\$ -	\$ 587.31	\$ -	\$ 587.31
\$ 77.80	\$ 933.54	\$ 12,991.78	\$ 9,335.41	\$ -	\$ -	\$ 933.54	\$ -	\$ 933.54
\$ 17.54	\$ 210.49	\$ 2,894.26	\$ 1,473.44	\$ -	\$ -	\$ 210.49	\$ -	\$ 210.49
\$ 49.76	\$ 597.07	\$ 7,264.32	\$ 5,970.67	\$ -	\$ -	\$ 597.07	\$ -	\$ 597.07
\$ 46.23	\$ 554.79	\$ 6,749.96	\$ 5,547.91	\$ -	\$ -	\$ 554.79	\$ -	\$ 554.79
\$ 112.53	\$ 1,350.39	\$ 16,317.25	\$ 13,503.93	\$ -	\$ -	\$ 1,350.39	\$ -	\$ 1,350.39
\$ 59.17	\$ 710.02	\$ 8,579.41	\$ 7,100.20	\$ -	\$ -	\$ 710.02	\$ -	\$ 710.02
\$ 78.82	\$ 945.79	\$ 11,428.30	\$ 9,457.90	\$ -	\$ -	\$ 945.79	\$ -	\$ 945.79
\$ 96.55	\$ 1,158.58	\$ 12,840.92	\$ 11,585.79	\$ -	\$ -	\$ 1,158.58	\$ -	\$ 1,158.58
\$ 72.66	\$ 871.86	\$ 9,590.49	\$ 8,718.63	\$ -	\$ -	\$ 871.86	\$ -	\$ 871.86
\$ 22.99	\$ 275.88	\$ 3,034.66	\$ 2,758.78	\$ -	\$ -	\$ 275.88	\$ -	\$ 275.88
\$ 0.00	\$ 0.01	\$ 0.12	\$ 0.03	\$ -	\$ -	\$ 0.01	\$ -	\$ 0.01
\$ 4.51	\$ 54.07	\$ 743.52	\$ 378.52	\$ -	\$ -	\$ 54.07	\$ -	\$ 54.07
\$ 9.58	\$ 115.00	\$ 1,581.25	\$ 1,380.00	\$ -	\$ -	\$ 115.00	\$ -	\$ 115.00
\$ 19.05	\$ 228.57	\$ 3,142.86	\$ 1,600.00	\$ -	\$ -	\$ 228.57	\$ -	\$ 228.57
\$ 91.78	\$ 1,101.34	\$ 11,288.78	\$ 11,013.44	\$ -	\$ -	\$ 1,101.34	\$ -	\$ 1,101.34
\$ 45.63	\$ 547.50	\$ 5,520.63	\$ 5,475.00	\$ -	\$ -	\$ 547.50	\$ -	\$ 547.50
\$ 20.67	\$ 248.06	\$ 2,294.51	\$ 2,542.56	\$ 434.10	\$ 434.10	\$ 248.06	\$ 434.10	\$ 248.06
\$ 41.70	\$ 500.45	\$ 4,629.13	\$ 5,129.58	\$ 875.78	\$ 875.78	\$ 500.45	\$ 875.78	\$ 500.45



\$	47.43	\$	569.10	\$	4,031.13	\$	4,600.23	\$	2,228.98	\$	2,228.98	\$	569.10	\$	2,228.98	\$	569.10
\$	73.89	\$	886.62	\$	6,280.24	\$	7,166.86	\$	3,472.60	\$	3,472.60	\$	886.62	\$	3,472.60	\$	886.62
\$	30.56	\$	366.75	\$	2,597.84	\$	2,964.59	\$	1,436.45	\$	1,436.45	\$	366.75	\$	1,436.45	\$	366.75
\$	79.56	\$	954.70	\$	5,966.85	\$	6,682.87	\$	-	\$	-	\$	954.70	\$	-	\$	954.70
\$	61.04	\$	732.47	\$	4,577.96	\$	5,127.32	\$	-	\$	-	\$	732.47	\$	-	\$	732.47
\$	57.17	\$	686.02	\$	4,173.27	\$	4,802.12	\$	-	\$	-	\$	686.02	\$	-	\$	686.02
\$	23.07	\$	276.88	\$	1,684.38	\$	1,938.19	\$	-	\$	-	\$	276.88	\$	-	\$	276.88
\$	57.84	\$	694.08	\$	4,106.66	\$	4,800.74	\$	3,528.26	\$	3,528.26	\$	694.08	\$	3,528.26	\$	694.08
\$	32.47	\$	389.64	\$	2,305.39	\$	2,695.04	\$	1,980.69	\$	1,980.69	\$	389.64	\$	1,980.69	\$	389.64
\$	32.72	\$	392.58	\$	2,322.78	\$	2,715.37	\$	1,995.63	\$	1,995.63	\$	392.58	\$	1,995.63	\$	392.58
\$	76.19	\$	914.33	\$	5,409.81	\$	6,324.14	\$	4,647.86	\$	4,647.86	\$	914.33	\$	4,647.86	\$	914.33
\$	41.60	\$	499.25	\$	2,953.90	\$	3,453.15	\$	2,537.85	\$	2,537.85	\$	499.25	\$	2,537.85	\$	499.25
\$	51.48	\$	617.75	\$	3,655.02	\$	4,272.77	\$	3,140.23	\$	3,140.23	\$	617.75	\$	3,140.23	\$	617.75
\$	181.21	\$	2,174.46	\$	11,778.33	\$	13,952.79	\$	12,140.74	\$	12,140.74	\$	2,174.46	\$	12,140.74	\$	2,174.46
\$	72.57	\$	870.83	\$	4,717.01	\$	5,587.85	\$	4,862.15	\$	4,862.15	\$	870.83	\$	4,862.15	\$	870.83
\$	3.37	\$	40.40	\$	218.81	\$	259.21	\$	225.54	\$	225.54	\$	40.40	\$	225.54	\$	40.40
\$	54.95	\$	659.35	\$	3,571.47	\$	4,230.82	\$	3,681.37	\$	3,681.37	\$	659.35	\$	3,681.37	\$	659.35
\$	165.02	\$	1,980.29	\$	10,726.56	\$	12,706.84	\$	11,056.61	\$	11,056.61	\$	1,980.29	\$	11,056.61	\$	1,980.29
\$	156.28	\$	1,875.32	\$	10,157.98	\$	12,033.30	\$	10,470.54	\$	10,470.54	\$	1,875.32	\$	10,470.54	\$	1,875.32
\$	21.17	\$	254.07	\$	9,739.45	\$	3,811.09	\$	-	\$	-	\$	254.07	\$	-	\$	254.07
\$	63.86	\$	766.31	\$	3,320.69	\$	4,087.00	\$	5,108.76	\$	5,108.76	\$	766.31	\$	5,108.76	\$	766.31
\$	102.25	\$	1,227.00	\$	5,317.01	\$	6,544.02	\$	8,180.02	\$	8,180.02	\$	1,227.00	\$	8,180.02	\$	1,227.00
\$	81.49	\$	977.90	\$	4,237.57	\$	5,215.48	\$	6,519.34	\$	6,519.34	\$	977.90	\$	6,519.34	\$	977.90
\$	81.74	\$	980.89	\$	4,250.53	\$	5,231.42	\$	6,539.28	\$	6,539.28	\$	980.89	\$	6,539.28	\$	980.89
\$	104.44	\$	1,253.24	\$	5,430.71	\$	6,683.95	\$	8,354.93	\$	8,354.93	\$	1,253.24	\$	8,354.93	\$	1,253.24
\$	73.47	\$	881.59	\$	3,820.22	\$	4,701.81	\$	5,877.27	\$	5,877.27	\$	881.59	\$	5,877.27	\$	881.59
\$	44.74	\$	536.93	\$	1,789.77	\$	2,326.70	\$	4,116.48	\$	4,116.48	\$	536.93	\$	4,116.48	\$	536.93
\$	76.68	\$	920.12	\$	3,067.06	\$	3,987.18	\$	7,054.25	\$	7,054.25	\$	920.12	\$	7,054.25	\$	920.12
\$	70.57	\$	846.88	\$	2,822.94	\$	3,669.82	\$	6,492.76	\$	6,492.76	\$	846.88	\$	6,492.76	\$	846.88
\$	63.57	\$	762.79	\$	2,542.65	\$	3,305.44	\$	5,848.09	\$	5,848.09	\$	762.79	\$	5,848.09	\$	762.79
\$	43.79	\$	525.45	\$	1,751.50	\$	2,276.95	\$	4,028.45	\$	4,028.45	\$	525.45	\$	4,028.45	\$	525.45
\$	44.09	\$	529.07	\$	1,763.56	\$	2,292.62	\$	4,056.18	\$	4,056.18	\$	529.07	\$	4,056.18	\$	529.07
\$	55.77	\$	669.21	\$	2,230.71	\$	2,899.92	\$	5,130.63	\$	5,130.63	\$	669.21	\$	5,130.63	\$	669.21
\$	199.50	\$	2,394.00	\$	6,384.00	\$	8,778.00	\$	7,980.00	\$	7,980.00	\$	2,394.00	\$	7,980.00	\$	2,394.00
\$	92.10	\$	1,105.17	\$	2,947.12	\$	4,052.30	\$	3,683.90	\$	3,683.90	\$	1,105.17	\$	3,683.90	\$	1,105.17
\$	142.57	\$	1,710.86	\$	4,562.29	\$	6,273.14	\$	5,702.86	\$	5,702.86	\$	1,710.86	\$	5,702.86	\$	1,710.86
\$	111.19	\$	1,334.29	\$	3,558.10	\$	4,892.38	\$	4,447.62	\$	4,447.62	\$	1,334.29	\$	4,447.62	\$	1,334.29
\$	21.65	\$	259.82	\$	606.24	\$	866.05	\$	2,251.73	\$	2,251.73	\$	259.82	\$	2,251.73	\$	259.82
\$	23.28	\$	279.38	\$	651.89	\$	931.27	\$	2,421.30	\$	2,421.30	\$	279.38	\$	2,421.30	\$	279.38
\$	24.78	\$	297.32	\$	693.74	\$	991.06	\$	2,576.74	\$	2,576.74	\$	297.32	\$	2,576.74	\$	297.32
\$	56.46	\$	677.53	\$	1,580.90	\$	2,258.43	\$	5,871.91	\$	5,871.91	\$	677.53	\$	5,871.91	\$	677.53
\$	61.67	\$	740.03	\$	1,726.74	\$	2,466.77	\$	6,413.60	\$	6,413.60	\$	740.03	\$	6,413.60	\$	740.03
\$	86.47	\$	1,037.62	\$	2,421.10	\$	3,458.72	\$	8,992.67	\$	8,992.67	\$	1,037.62	\$	8,992.67	\$	1,037.62
\$	14.19	\$	170.26	\$	397.28	\$	567.54	\$	1,475.61	\$	1,475.61	\$	170.26	\$	1,475.61	\$	170.26
\$	46.34	\$	556.03	\$	1,297.41	\$	1,853.45	\$	4,818.96	\$	4,818.96	\$	556.03	\$	4,818.96	\$	556.03
\$	99.72	\$	1,196.67	\$	2,792.22	\$	3,988.88	\$	10,371.10	\$	10,371.10	\$	1,196.67	\$	10,371.10	\$	1,196.67
\$	13.98	\$	167.77	\$	391.46	\$	559.23	\$	1,453.99	\$	1,453.99	\$	167.77	\$	1,453.99	\$	167.77
\$	407.52	\$	4,890.22	\$	120,625.45	\$	24,451.11	\$	-	\$	-	\$	4,890.22	\$	-	\$	4,890.22
\$	82.86	\$	994.29	\$	24,525.71	\$	6,960.00	\$	-	\$	-	\$	994.29	\$	-	\$	994.29
\$	383.53	\$	4,602.40	\$	113,525.87	\$	23,012.00	\$	-	\$	-	\$	4,602.40	\$	-	\$	4,602.40
\$	119.40	\$	1,432.78	\$	35,102.99	\$	14,327.75	\$	-	\$	-	\$	1,432.78	\$	-	\$	1,432.78
\$	132.23	\$	1,586.82	\$	38,876.97	\$	15,868.15	\$	-	\$	-	\$	1,586.82	\$	-	\$	1,586.82
\$	87.89	\$	1,054.62	\$	25,398.84	\$	10,546.23	\$	-	\$	-	\$	1,054.62	\$	-	\$	1,054.62
\$	188.80	\$	2,265.56	\$	41,157.67	\$	22,655.60	\$	-	\$	-	\$	2,265.56	\$	-	\$	2,265.56
\$	192.89	\$	2,314.72	\$	42,050.75	\$	23,147.20	\$	-	\$	-	\$	2,314.72	\$	-	\$	2,314.72
\$	199.19	\$	2,390.22	\$	43,422.33	\$	23,902.20	\$	-	\$	-	\$	2,390.22	\$	-	\$	2,390.22
\$	117.67	\$	1,412.02	\$	24,357.31	\$	14,120.18	\$	-	\$	-	\$	1,412.02	\$	-	\$	1,412.02
\$	99.91	\$	1,198.90	\$	20,681.09	\$	11,989.04	\$	-	\$	-	\$	1,198.90	\$	-	\$	1,198.90
\$	125.48	\$	1,505.78	\$	25,723.81	\$	15,057.84	\$	-	\$	-	\$	1,505.78	\$	-	\$	1,505.78
\$	220.41	\$	2,644.96	\$	43,421.43	\$	26,449.60	\$	-	\$	-	\$	2,644.96	\$	-	\$	2,644.96
\$	220.41	\$	2,644.96	\$	42,760.19	\$	26,449.60	\$	-	\$	-	\$	2,644.96	\$	-	\$	2,644.96
\$	220.91	\$	2,650.92	\$	40,205.65	\$	26,509.22	\$	-	\$	-	\$	2,650.92	\$	-	\$	2,650.92
\$	213.50	\$	2,562.03	\$	38,430.51	\$	25,620.34	\$	-	\$	-	\$	2,562.03	\$	-	\$	2,562.03
\$	220.91	\$	2,650.92	\$	39,322.01	\$	26,509.22	\$	-	\$	-	\$	2,650.92	\$	-	\$	2,650.92
\$	16.69	\$	200.23	\$	2,753.14	\$	1,401.60	\$	-	\$	-	\$	200.23	\$	-	\$	200.23
\$	8.33	\$	100.00	\$	1,375.00	\$	700.00	\$	-	\$	-	\$	100.00	\$	-	\$	100.00
\$	726.19	\$	8,714.29	\$	119,821.43	\$	61,000.00	\$	-	\$	-	\$	8,714.29	\$	-	\$	8,714.29
\$	71.44	\$	857.30	\$	11,216.34	\$	6,001.10	\$	-	\$	-	\$	857.30	\$	-	\$	857.30
\$	127.53	\$	1,530.34	\$	13,773.03	\$	15,303.37	\$	3,060.67	\$	3,060.67	\$	1,530.34	\$	3,060.67	\$	1,530.34
\$	113.26	\$	1,359.17	\$	9,627.43	\$	10,986.60	\$	5,323.40	\$	5,323.40	\$	1,359.17	\$	5,323.40	\$	1,359.17
\$	134.83	\$	1,617.94	\$	10,651.47	\$	12,269.41	\$	5,673.59	\$	5,673.59	\$	1,617.94	\$	5,673.59	\$	1,617.94
\$	41.53	\$	498.42	\$	3,115.10	\$	3,613.52	\$	2,367.48	\$	2,367.48	\$	498.42	\$	2,367.48	\$	498.42



Exhibit JW-7R



\$	80.74	\$	968.83	\$	6,055.21	\$	7,024.04	\$	4,601.96	\$	4,601.96	\$	968.83	\$	4,601.96	\$	968.83	\$	4,601.96	\$	968.83
\$	124.60	\$	1,495.25	\$	9,220.71	\$	10,715.96	\$	7,227.04	\$	7,227.04	\$	1,495.25	\$	7,227.04	\$	1,495.25	\$	7,227.04	\$	1,495.25
\$	41.53	\$	498.42	\$	3,073.57	\$	3,571.99	\$	2,409.01	\$	2,409.01	\$	498.42	\$	2,409.01	\$	498.42	\$	2,409.01	\$	498.42
\$	80.74	\$	968.83	\$	5,974.47	\$	6,943.31	\$	4,682.69	\$	4,682.69	\$	968.83	\$	4,682.69	\$	968.83	\$	4,682.69	\$	968.83
\$	192.78	\$	2,313.33	\$	12,337.78	\$	14,651.11	\$	13,108.89	\$	13,108.89	\$	2,313.33	\$	13,108.89	\$	2,313.33	\$	13,108.89	\$	2,313.33
\$	212.85	\$	2,554.17	\$	13,622.22	\$	16,176.39	\$	14,473.61	\$	14,473.61	\$	2,554.17	\$	14,473.61	\$	2,554.17	\$	14,473.61	\$	2,554.17
\$	267.86	\$	3,214.29	\$	15,803.57	\$	19,017.86	\$	3,482.14	\$	3,482.14	\$	3,214.29	\$	3,482.14	\$	3,214.29	\$	3,482.14	\$	3,214.29
\$	274.20	\$	3,290.42	\$	14,258.47	\$	17,548.89	\$	21,936.11	\$	21,936.11	\$	3,290.42	\$	21,936.11	\$	3,290.42	\$	21,936.11	\$	3,290.42
\$	315.45	\$	3,785.42	\$	15,772.57	\$	19,557.99	\$	25,867.01	\$	25,867.01	\$	3,785.42	\$	25,867.01	\$	3,785.42	\$	25,867.01	\$	3,785.42
\$	215.11	\$	2,581.33	\$	8,174.22	\$	10,755.56	\$	20,220.44	\$	20,220.44	\$	2,581.33	\$	20,220.44	\$	2,581.33	\$	20,220.44	\$	2,581.33
\$	194.00	\$	2,328.00	\$	7,372.00	\$	9,700.00	\$	18,236.00	\$	18,236.00	\$	2,328.00	\$	18,236.00	\$	2,328.00	\$	18,236.00	\$	2,328.00
\$	443.93	\$	5,327.18	\$	130,071.91	\$	37,290.24	\$	-	\$	-	\$	5,327.18	\$	-	\$	5,327.18	\$	-	\$	5,327.18
\$	1,666.67	\$	20,000.00	\$	471,666.67	\$	100,000.00	\$	-	\$	-	\$	20,000.00	\$	-	\$	20,000.00	\$	-	\$	20,000.00
\$	29.70	\$	356.42	\$	7,544.29	\$	3,564.23	\$	-	\$	-	\$	356.42	\$	-	\$	356.42	\$	-	\$	356.42
\$	83.12	\$	997.49	\$	19,949.84	\$	9,974.92	\$	-	\$	-	\$	997.49	\$	-	\$	997.49	\$	-	\$	997.49
\$	42.75	\$	513.04	\$	10,218.05	\$	5,130.40	\$	-	\$	-	\$	513.04	\$	-	\$	513.04	\$	-	\$	513.04
\$	41.75	\$	500.96	\$	9,643.56	\$	3,506.75	\$	-	\$	-	\$	500.96	\$	-	\$	500.96	\$	-	\$	500.96
\$	138.28	\$	1,659.32	\$	31,941.94	\$	11,615.25	\$	-	\$	-	\$	1,659.32	\$	-	\$	1,659.32	\$	-	\$	1,659.32
\$	113.21	\$	1,358.54	\$	25,699.02	\$	9,509.77	\$	-	\$	-	\$	1,358.54	\$	-	\$	1,358.54	\$	-	\$	1,358.54
\$	131.76	\$	1,581.11	\$	29,909.28	\$	11,067.75	\$	-	\$	-	\$	1,581.11	\$	-	\$	1,581.11	\$	-	\$	1,581.11
\$	273.80	\$	3,285.56	\$	59,961.39	\$	22,998.89	\$	-	\$	-	\$	3,285.56	\$	-	\$	3,285.56	\$	-	\$	3,285.56
\$	75.43	\$	905.20	\$	16,519.98	\$	6,336.43	\$	-	\$	-	\$	905.20	\$	-	\$	905.20	\$	-	\$	905.20
\$	113.68	\$	1,364.16	\$	24,896.00	\$	9,549.15	\$	-	\$	-	\$	1,364.16	\$	-	\$	1,364.16	\$	-	\$	1,364.16
\$	197.57	\$	2,370.80	\$	40,105.95	\$	23,707.95	\$	-	\$	-	\$	2,370.80	\$	-	\$	2,370.80	\$	-	\$	2,370.80
\$	90.60	\$	1,087.16	\$	16,307.34	\$	10,871.56	\$	-	\$	-	\$	1,087.16	\$	-	\$	1,087.16	\$	-	\$	1,087.16
\$	201.18	\$	2,414.16	\$	36,212.39	\$	24,141.59	\$	-	\$	-	\$	2,414.16	\$	-	\$	2,414.16	\$	-	\$	2,414.16
\$	239.39	\$	2,872.72	\$	34,951.40	\$	28,727.18	\$	-	\$	-	\$	2,872.72	\$	-	\$	2,872.72	\$	-	\$	2,872.72
\$	142.73	\$	1,712.77	\$	19,411.34	\$	17,127.65	\$	-	\$	-	\$	1,712.77	\$	-	\$	1,712.77	\$	-	\$	1,712.77
\$	128.83	\$	1,545.94	\$	17,520.61	\$	15,459.36	\$	-	\$	-	\$	1,545.94	\$	-	\$	1,545.94	\$	-	\$	1,545.94
\$	155.95	\$	1,871.40	\$	19,337.75	\$	18,713.95	\$	-	\$	-	\$	1,871.40	\$	-	\$	1,871.40	\$	-	\$	1,871.40
\$	119.27	\$	1,431.21	\$	14,789.13	\$	14,312.06	\$	-	\$	-	\$	1,431.21	\$	-	\$	1,431.21	\$	-	\$	1,431.21
\$	121.96	\$	1,463.52	\$	14,269.30	\$	14,635.18	\$	-	\$	-	\$	1,463.52	\$	-	\$	1,463.52	\$	-	\$	1,463.52
\$	116.73	\$	1,400.71	\$	13,073.32	\$	9,804.99	\$	-	\$	-	\$	1,400.71	\$	-	\$	1,400.71	\$	-	\$	1,400.71
\$	139.23	\$	1,670.77	\$	14,897.70	\$	11,695.39	\$	-	\$	-	\$	1,670.77	\$	-	\$	1,670.77	\$	-	\$	1,670.77
\$	124.21	\$	1,490.54	\$	11,675.90	\$	10,433.78	\$	-	\$	-	\$	1,490.54	\$	-	\$	1,490.54	\$	-	\$	1,490.54
\$	379.53	\$	4,554.35	\$	32,639.50	\$	31,880.44	\$	-	\$	-	\$	4,554.35	\$	-	\$	4,554.35	\$	-	\$	4,554.35
\$	377.75	\$	4,533.06	\$	32,486.90	\$	31,731.39	\$	-	\$	-	\$	4,533.06	\$	-	\$	4,533.06	\$	-	\$	4,533.06
\$	236.03	\$	2,832.34	\$	16,994.02	\$	19,826.36	\$	-	\$	-	\$	2,832.34	\$	-	\$	2,832.34	\$	-	\$	2,832.34
\$	46.11	\$	553.31	\$	3,135.44	\$	3,688.75	\$	184.44	\$	184.44	\$	553.31	\$	184.44	\$	553.31	\$	184.44	\$	553.31
\$	196.08	\$	2,352.93	\$	13,333.25	\$	15,686.17	\$	784.31	\$	784.31	\$	2,352.93	\$	784.31	\$	2,352.93	\$	784.31	\$	2,352.93
\$	181.53	\$	2,178.36	\$	12,344.03	\$	14,522.39	\$	726.12	\$	726.12	\$	2,178.36	\$	726.12	\$	2,178.36	\$	726.12	\$	2,178.36
\$	267.96	\$	3,215.56	\$	17,149.67	\$	20,365.23	\$	2,143.71	\$	2,143.71	\$	3,215.56	\$	2,143.71	\$	3,215.56	\$	2,143.71	\$	3,215.56
\$	225.46	\$	2,705.49	\$	14,429.28	\$	17,134.77	\$	1,803.66	\$	1,803.66	\$	2,705.49	\$	1,803.66	\$	2,705.49	\$	1,803.66	\$	2,705.49
\$	403.94	\$	4,847.27	\$	25,852.12	\$	30,699.39	\$	3,231.52	\$	3,231.52	\$	4,847.27	\$	3,231.52	\$	4,847.27	\$	3,231.52	\$	4,847.27
\$	387.37	\$	4,648.44	\$	24,791.66	\$	29,440.10	\$	3,098.96	\$	3,098.96	\$	4,648.44	\$	3,098.96	\$	4,648.44	\$	3,098.96	\$	4,648.44
\$	403.94	\$	4,847.27	\$	25,852.12	\$	30,699.39	\$	3,231.52	\$	3,231.52	\$	4,847.27	\$	3,231.52	\$	4,847.27	\$	3,231.52	\$	4,847.27
\$	230.81	\$	2,769.71	\$	14,771.79	\$	17,541.50	\$	1,846.47	\$	1,846.47	\$	2,769.71	\$	1,846.47	\$	2,769.71	\$	1,846.47	\$	2,769.71
\$	971.99	\$	11,663.92	\$	50,543.65	\$	62,207.57	\$	19,439.87	\$	19,439.87	\$	11,663.92	\$	19,439.87	\$	11,663.92	\$	19,439.87	\$	11,663.92
\$	176.16	\$	2,113.91	\$	9,160.26	\$	11,274.17	\$	3,523.18	\$	3,523.18	\$	2,113.91	\$	3,523.18	\$	2,113.91	\$	3,523.18	\$	2,113.91
\$	119.49	\$	1,433.89	\$	6,213.52	\$	7,647.41	\$	2,389.81	\$	2,389.81	\$	1,433.89	\$	2,389.81	\$	1,433.89	\$	2,389.81	\$	1,433.89
\$	472.91	\$	5,674.94	\$	22,699.74	\$	28,374.68	\$	11,349.87	\$	11,349.87	\$	5,674.94	\$	11,349.87	\$	5,674.94	\$	11,349.87	\$	5,674.94
\$	375.40	\$	4,504.76	\$	16,142.05	\$	20,646.81	\$	10,886.50	\$	10,886.50	\$	4,504.76	\$	10,886.50	\$	4,504.76	\$	10,886.50	\$	4,504.76
\$	297.36	\$	3,568.29	\$	11,894.29	\$	15,462.57	\$	9,515.43	\$	9,515.43	\$	3,568.29	\$	9,515.43	\$	3,568.29	\$	9,515.43	\$	3,568.29
\$	132.93	\$	1,595.13	\$	5,317.09	\$	6,912.21	\$	4,253.67	\$	4,253.67	\$	1,595.13	\$	4,253.67	\$	1,595.13	\$	4,253.67	\$	1,595.13
\$	373.17	\$	4,478.01	\$	13,434.03	\$	17,912.05	\$	13,434.03	\$	13,434.03	\$	4,478.01	\$	13,434.03	\$	4,478.01	\$	13,434.03	\$	4,478.01
\$	94.79	\$	1,137.42	\$	7,748.77	\$	3,886.19	\$	4,075.76	\$	4,075.76	\$	1,137.42	\$	4,075.76	\$	1,137.42	\$	4,075.76	\$	1,137.42
\$	424.36	\$	5,092.38	\$	12,306.58	\$	17,398.96	\$	18,247.68	\$	18,247.68	\$	5,092.38	\$	18,247.68	\$	5,092.38	\$	18,247.68	\$	5,092.38
\$	195.01	\$	2,340.09	\$	5,655.22	\$	7,995.32	\$	8,385.33	\$	8,385.33	\$	2,340.09	\$	8,385.33	\$	2,340.09	\$	8,385.33	\$	2,340.09
\$	56.14	\$	673.62	\$	1,627.92	\$	2,301.54	\$	2,413.81	\$	2,413.81	\$	673.62	\$	2,413.81	\$	673.62	\$	2,413.81	\$	673.62
\$	482.63	\$	5,791.56	\$	13,996.26	\$	19,787.82	\$	20,753.08	\$	20,753.08	\$	5,791.56	\$	20,753.08	\$	5,791.56	\$	20,753.08	\$	5,791.56
\$	866.08	\$	10,392.99	\$	25,116.40	\$	35,509.40	\$	37,241.56	\$	37,241.56	\$	10,392.99	\$	37,241.56	\$	10,392.99	\$	37,241.56	\$	10,392.99
\$	120.30	\$	1,443.60	\$	3,488.69	\$	4,932.29	\$	5,172.89	\$	5,172.89	\$	1,443.60	\$	5,172.89	\$	1,443.60	\$	5,172.89	\$	1,443.60
\$	445.50	\$	5,346.06	\$	12,919.64	\$	18,265.70	\$	19,156.70	\$	19,156.70	\$	5,346.06	\$	19,156.70	\$	5,346.06	\$	19,156.70	\$	5,346.06
\$	101.63	\$	1,219.57	\$	2,947.30	\$	4,166.87	\$	4,370.13	\$	4,370.13	\$	1,219.57	\$	4,370.13	\$	1,219.57	\$	4,370.13	\$	1,219.57
\$	27.11	\$	325.29	\$	786.11	\$															



\$	387.37	\$	4,648.44	\$	24,791.66	\$	29,440.10	\$	3,098.96	\$	3,098.96	\$	4,648.44	\$	3,098.96	\$	4,648.44	\$	3,098.96	\$	4,648.44
\$	387.37	\$	4,648.44	\$	24,791.66	\$	29,440.10	\$	3,098.96	\$	3,098.96	\$	4,648.44	\$	3,098.96	\$	4,648.44	\$	3,098.96	\$	4,648.44
\$	387.37	\$	4,648.44	\$	24,791.66	\$	29,440.10	\$	3,098.96	\$	3,098.96	\$	4,648.44	\$	3,098.96	\$	4,648.44	\$	3,098.96	\$	4,648.44
\$	248.04	\$	2,976.45	\$	15,874.38	\$	18,850.82	\$	1,984.30	\$	1,984.30	\$	2,976.45	\$	1,984.30	\$	2,976.45	\$	1,984.30	\$	2,976.45
\$	387.37	\$	4,648.44	\$	24,791.66	\$	29,440.10	\$	3,098.96	\$	3,098.96	\$	4,648.44	\$	3,098.96	\$	4,648.44	\$	3,098.96	\$	4,648.44
\$	389.67	\$	4,676.08	\$	24,159.77	\$	28,835.85	\$	3,896.74	\$	3,896.74	\$	4,676.08	\$	3,896.74	\$	4,676.08	\$	3,896.74	\$	4,676.08
\$	389.67	\$	4,676.08	\$	24,159.77	\$	28,835.85	\$	3,896.74	\$	3,896.74	\$	4,676.08	\$	3,896.74	\$	4,676.08	\$	3,896.74	\$	4,676.08
\$	383.87	\$	4,606.39	\$	11,132.10	\$	15,738.48	\$	16,506.22	\$	16,506.22	\$	4,606.39	\$	16,506.22	\$	4,606.39	\$	16,506.22	\$	4,606.39
\$	383.87	\$	4,606.38	\$	11,132.09	\$	15,738.47	\$	16,506.21	\$	16,506.21	\$	4,606.38	\$	16,506.21	\$	4,606.38	\$	16,506.21	\$	4,606.38
\$	1,386.73	\$	16,640.73	\$	40,215.09	\$	56,855.82	\$	59,629.27	\$	59,629.27	\$	16,640.73	\$	59,629.27	\$	16,640.73	\$	59,629.27	\$	16,640.73
\$	129.94	\$	1,559.29	\$	3,768.27	\$	5,327.56	\$	5,587.44	\$	5,587.44	\$	1,559.29	\$	5,587.44	\$	1,559.29	\$	5,587.44	\$	1,559.29
\$	111.83	\$	1,341.97	\$	3,243.09	\$	4,585.05	\$	4,808.72	\$	4,808.72	\$	1,341.97	\$	4,808.72	\$	1,341.97	\$	4,808.72	\$	1,341.97
\$	177.94	\$	2,135.30	\$	5,160.31	\$	7,295.61	\$	7,651.49	\$	7,651.49	\$	2,135.30	\$	7,651.49	\$	2,135.30	\$	7,651.49	\$	2,135.30
\$	140.55	\$	1,686.63	\$	4,638.24	\$	6,324.87	\$	13,914.72	\$	13,914.72	\$	1,686.63	\$	13,914.72	\$	1,686.63	\$	13,914.72	\$	1,686.63
\$	104.43	\$	1,253.18	\$	4,072.82	\$	5,326.00	\$	3,446.23	\$	3,446.23	\$	1,253.18	\$	3,446.23	\$	1,253.18	\$	3,446.23	\$	1,253.18
\$	104.50	\$	1,254.00	\$	10,032.00	\$	6,270.00	\$	-	\$	-	\$	1,254.00	\$	-	\$	1,254.00	\$	-	\$	1,254.00
\$	163.46	\$	1,961.48	\$	34,162.41	\$	9,807.39	\$	-	\$	-	\$	1,961.48	\$	-	\$	1,961.48	\$	-	\$	1,961.48
\$	764.61	\$	9,175.33	\$	97,870.22	\$	27,526.00	\$	-	\$	-	\$	9,175.33	\$	-	\$	9,175.33	\$	-	\$	9,175.33
\$	552.17	\$	6,626.03	\$	70,677.69	\$	19,878.10	\$	-	\$	-	\$	6,626.03	\$	-	\$	6,626.03	\$	-	\$	6,626.03
\$	411.36	\$	4,936.28	\$	10,283.92	\$	15,220.20	\$	9,461.20	\$	9,461.20	\$	4,936.28	\$	9,461.20	\$	4,936.28	\$	9,461.20	\$	4,936.28
\$	411.36	\$	4,936.28	\$	10,283.92	\$	15,220.20	\$	9,461.20	\$	9,461.20	\$	4,936.28	\$	9,461.20	\$	4,936.28	\$	9,461.20	\$	4,936.28
\$	642.94	\$	7,715.33	\$	14,787.71	\$	22,503.04	\$	16,073.60	\$	16,073.60	\$	7,715.33	\$	16,073.60	\$	7,715.33	\$	16,073.60	\$	7,715.33
\$	2.69	\$	32.33	\$	61.97	\$	94.31	\$	67.36	\$	67.36	\$	32.33	\$	67.36	\$	32.33	\$	67.36	\$	32.33
\$	140.25	\$	1,682.99	\$	22,860.58	\$	11,780.91	\$	-	\$	-	\$	1,682.99	\$	-	\$	1,682.99	\$	-	\$	1,682.99
\$	446.75	\$	5,360.97	\$	57,630.40	\$	37,526.77	\$	-	\$	-	\$	5,360.97	\$	-	\$	5,360.97	\$	-	\$	5,360.97
\$	125.47	\$	1,505.67	\$	16,060.46	\$	10,539.68	\$	-	\$	-	\$	1,505.67	\$	-	\$	1,505.67	\$	-	\$	1,505.67
\$	71.71	\$	860.51	\$	9,178.82	\$	6,023.60	\$	-	\$	-	\$	860.51	\$	-	\$	860.51	\$	-	\$	860.51
\$	5.55	\$	66.58	\$	687.99	\$	466.06	\$	-	\$	-	\$	66.58	\$	-	\$	66.58	\$	-	\$	66.58
\$	279.70	\$	3,356.38	\$	31,046.50	\$	23,494.65	\$	-	\$	-	\$	3,356.38	\$	-	\$	3,356.38	\$	-	\$	3,356.38
\$	115.25	\$	1,382.97	\$	9,335.03	\$	6,914.84	\$	-	\$	-	\$	1,382.97	\$	-	\$	1,382.97	\$	-	\$	1,382.97
\$	79.04	\$	948.50	\$	5,374.83	\$	4,742.50	\$	-	\$	-	\$	948.50	\$	-	\$	948.50	\$	-	\$	948.50
\$	151.72	\$	1,820.69	\$	8,951.71	\$	9,103.43	\$	-	\$	-	\$	1,820.69	\$	-	\$	1,820.69	\$	-	\$	1,820.69
\$	33.56	\$	402.75	\$	1,980.17	\$	1,208.24	\$	-	\$	-	\$	402.75	\$	-	\$	402.75	\$	-	\$	402.75
\$	2,735.75	\$	32,828.94	\$	150,465.98	\$	98,486.82	\$	-	\$	-	\$	32,828.94	\$	-	\$	32,828.94	\$	-	\$	32,828.94
\$	204.54	\$	2,454.45	\$	11,249.56	\$	5,129.80	\$	-	\$	-	\$	2,454.45	\$	-	\$	2,454.45	\$	-	\$	2,454.45
\$	404.00	\$	4,848.01	\$	20,200.05	\$	25,048.06	\$	23,432.06	\$	23,432.06	\$	4,848.01	\$	23,432.06	\$	4,848.01	\$	23,432.06	\$	4,848.01
\$	23.39	\$	280.68	\$	1,169.51	\$	1,450.19	\$	1,356.63	\$	1,356.63	\$	280.68	\$	1,356.63	\$	280.68	\$	1,356.63	\$	280.68
\$	82.12	\$	985.39	\$	4,105.78	\$	2,956.16	\$	-	\$	-	\$	985.39	\$	-	\$	985.39	\$	-	\$	985.39
\$	649.29	\$	7,791.44	\$	31,165.76	\$	31,165.76	\$	-	\$	-	\$	7,791.44	\$	-	\$	7,791.44	\$	-	\$	7,791.44
\$	67.81	\$	813.75	\$	3,051.56	\$	3,865.31	\$	203.44	\$	203.44	\$	813.75	\$	203.44	\$	813.75	\$	203.44	\$	813.75
\$	179.65	\$	2,155.76	\$	7,724.79	\$	9,880.55	\$	898.23	\$	898.23	\$	2,155.76	\$	898.23	\$	2,155.76	\$	898.23	\$	2,155.76
\$	270.74	\$	3,248.92	\$	11,641.98	\$	14,890.90	\$	1,353.72	\$	1,353.72	\$	3,248.92	\$	1,353.72	\$	3,248.92	\$	1,353.72	\$	3,248.92
\$	644.13	\$	7,729.57	\$	23,188.70	\$	23,188.70	\$	-	\$	-	\$	7,729.57	\$	-	\$	7,729.57	\$	-	\$	7,729.57
\$	16,424.90	\$	197,098.86	\$	591,296.57	\$	788,395.42	\$	1,182,593.13	\$	1,182,593.13	\$	197,098.86	\$	1,182,593.13	\$	197,098.86	\$	1,182,593.13	\$	197,098.86
\$	3,800.57	\$	45,606.88	\$	136,820.63	\$	182,427.51	\$	273,641.27	\$	273,641.27	\$	45,606.88	\$	273,641.27	\$	45,606.88	\$	273,641.27	\$	45,606.88
\$	1,000.00	\$	12,000.00	\$	28,000.00	\$	40,000.00	\$	20,000.00	\$	20,000.00	\$	12,000.00	\$	20,000.00	\$	12,000.00	\$	20,000.00	\$	12,000.00
\$	112.65	\$	1,351.84	\$	7,660.43	\$	9,012.27	\$	4,506.13	\$	4,506.13	\$	1,351.84	\$	4,506.13	\$	1,351.84	\$	4,506.13	\$	1,351.84
\$	301.97	\$	3,623.66	\$	18,420.26	\$	22,043.91	\$	3,321.69	\$	3,321.69	\$	3,623.66	\$	3,321.69	\$	3,623.66	\$	3,321.69	\$	3,623.66
\$	224.17	\$	2,690.08	\$	19,727.28	\$	13,450.42	\$	-	\$	-	\$	2,690.08	\$	-	\$	2,690.08	\$	-	\$	2,690.08
\$	84.91	\$	1,018.96	\$	5,009.89	\$	6,028.85	\$	4,160.75	\$	4,160.75	\$	1,018.96	\$	4,160.75	\$	1,018.96	\$	4,160.75	\$	1,018.96
\$	48.03	\$	576.31	\$	1,921.03	\$	1,728.93	\$	-	\$	-	\$	576.31	\$	-	\$	576.31	\$	-	\$	576.31
\$	14.18	\$	170.18	\$	1,815.23	\$	850.89	\$	-	\$	-	\$	170.18	\$	-	\$	170.18	\$	-	\$	170.18
\$	5.54	\$	66.43	\$	553.62	\$	332.17	\$	-	\$	-	\$	66.43	\$	-	\$	66.43	\$	-	\$	66.43
\$	14.23	\$	170.71	\$	1,365.71	\$	853.57	\$	-	\$	-	\$	170.71	\$	-	\$	170.71	\$	-	\$	170.71
\$	38.16	\$	457.91	\$	3,357.99	\$	2,289.54	\$	-	\$	-	\$	457.91	\$	-	\$	457.91	\$	-	\$	457.91
\$	17.21	\$	206.55	\$	1,480.30	\$	1,032.77	\$	-	\$	-	\$	206.55	\$	-	\$	206.55	\$	-	\$	206.55
\$	263.19	\$	3,158.23	\$	20,265.33	\$	15,791.17	\$	-	\$	-	\$	3,158.23	\$	-	\$	3,158.23	\$	-	\$	3,158.23
\$	138.66	\$	1,663.92	\$	10,260.86	\$	8,319.62	\$	-	\$	-	\$	1,663.92	\$	-	\$	1,663.92	\$	-	\$	1,663.92
\$	33.22	\$	398.62	\$	2,159.17	\$	1,195.85	\$	-	\$	-	\$	398.62	\$	-	\$	398.62	\$	-	\$	398.62
\$	37.28	\$	447.37	\$	2,348.69	\$	1,342.11	\$	-	\$	-	\$	447.37	\$	-	\$	447.37	\$	-	\$	447.37
\$	176.31	\$	2,115.67	\$	11,107.25	\$	6,347.00	\$	-	\$	-	\$	2,115.67	\$	-	\$	2,115.67	\$	-	\$	2,115.67
\$	31.06	\$	372.73	\$	1,646.24	\$	1,118.20	\$	-	\$	-	\$	372.73	\$	-	\$	372.73	\$	-	\$	372.73
\$	15.59	\$	187.02	\$	826.01	\$	935.10	\$	-	\$	-	\$	187.02	\$	-	\$	187.02	\$	-	\$	187.02
\$	1.27	\$	15.26	\$	67.40	\$	76.30	\$	-	\$	-	\$	15.26	\$	-	\$	15.26	\$	-	\$	15.26
\$	31.38	\$	376.58	\$	878.69	\$	1,129.75	\$	-	\$	-	\$	376.58	\$	-	\$	376.58	\$	-	\$	376.58
\$	896.76	\$	10,761.12	\$	50,218.54	\$	60,979.66	\$	46,631.50	\$	46,631.50	\$	10,761.12	\$	46,631.50	\$	10,761.12	\$	46,631.50	\$	10,761.12
\$	416.66	\$	4,999.94	\$</																	















































































































































































Line of Service Allocation Output									Check Number Regulated Depr Expense
Lines of Service Depreciation Expense									
Shared	Resi MSW	COM	RO	MF	Resi YW	Resi Recy	Com Recy	Total	
\$ 1,602.94	\$ -	\$ -	\$ -	\$ -	\$ -	\$ -	\$ -	\$ 1,602.94	\$ 1,602.94
\$ 37.60	\$ -	\$ -	\$ -	\$ -	\$ -	\$ -	\$ -	\$ 37.60	\$ 37.60
\$ 67.56	\$ -	\$ -	\$ -	\$ -	\$ -	\$ -	\$ -	\$ 67.56	\$ 67.56
\$ 377.57	\$ -	\$ -	\$ -	\$ -	\$ -	\$ -	\$ -	\$ 377.57	\$ 377.57
\$ 4,357.14	\$ -	\$ -	\$ -	\$ -	\$ -	\$ -	\$ -	\$ 4,357.14	\$ 4,357.14
\$ 362.87	\$ -	\$ -	\$ -	\$ -	\$ -	\$ -	\$ -	\$ 362.87	\$ 362.87
\$ 4,975.27	\$ -	\$ -	\$ -	\$ -	\$ -	\$ -	\$ -	\$ 4,975.27	\$ 4,975.27
\$ -	\$ -	\$ -	\$ -	\$ -	\$ -	\$ -	\$ -	\$ -	\$ -
\$ -	\$ -	\$ -	\$ -	\$ -	\$ -	\$ -	\$ -	\$ -	\$ -
\$ 33.18	\$ -	\$ -	\$ -	\$ -	\$ -	\$ -	\$ -	\$ 33.18	\$ 33.18
\$ 146.29	\$ -	\$ -	\$ -	\$ -	\$ -	\$ -	\$ -	\$ 146.29	\$ 146.29
\$ 515.00	\$ -	\$ -	\$ -	\$ -	\$ -	\$ -	\$ -	\$ 515.00	\$ 515.00
\$ 515.00	\$ -	\$ -	\$ -	\$ -	\$ -	\$ -	\$ -	\$ 515.00	\$ 515.00
\$ 515.00	\$ -	\$ -	\$ -	\$ -	\$ -	\$ -	\$ -	\$ 515.00	\$ 515.00
\$ 307.00	\$ -	\$ -	\$ -	\$ -	\$ -	\$ -	\$ -	\$ 307.00	\$ 307.00
\$ 148.70	\$ -	\$ -	\$ -	\$ -	\$ -	\$ -	\$ -	\$ 148.70	\$ 148.70
\$ 65.56	\$ -	\$ -	\$ -	\$ -	\$ -	\$ -	\$ -	\$ 65.56	\$ 65.56
\$ 26,199.82	\$ -	\$ -	\$ -	\$ -	\$ -	\$ -	\$ -	\$ 26,199.82	\$ 26,199.82
\$ 246.83	\$ -	\$ -	\$ -	\$ -	\$ -	\$ -	\$ -	\$ 246.83	\$ 246.83
\$ 83.33	\$ -	\$ -	\$ -	\$ -	\$ -	\$ -	\$ -	\$ 83.33	\$ 83.33
\$ 659.35	\$ -	\$ -	\$ -	\$ -	\$ -	\$ -	\$ -	\$ 659.35	\$ 659.35
\$ 257.36	\$ -	\$ -	\$ -	\$ -	\$ -	\$ -	\$ -	\$ 257.36	\$ 257.36
\$ 20.57	\$ -	\$ -	\$ -	\$ -	\$ -	\$ -	\$ -	\$ 20.57	\$ 20.57
\$ 75.84	\$ -	\$ -	\$ -	\$ -	\$ -	\$ -	\$ -	\$ 75.84	\$ 75.84
\$ 134.88	\$ -	\$ -	\$ -	\$ -	\$ -	\$ -	\$ -	\$ 134.88	\$ 134.88
\$ 986.43	\$ -	\$ -	\$ -	\$ -	\$ -	\$ -	\$ -	\$ 986.43	\$ 986.43
\$ 945.63	\$ -	\$ -	\$ -	\$ -	\$ -	\$ -	\$ -	\$ 945.63	\$ 945.63
\$ 18,326.40	\$ -	\$ -	\$ -	\$ -	\$ -	\$ -	\$ -	\$ 18,326.40	\$ 18,326.40
\$ 186.80	\$ -	\$ -	\$ -	\$ -	\$ -	\$ -	\$ -	\$ 186.80	\$ 186.80
\$ 519.51	\$ -	\$ -	\$ -	\$ -	\$ -	\$ -	\$ -	\$ 519.51	\$ 519.51
\$ 727.59	\$ -	\$ -	\$ -	\$ -	\$ -	\$ -	\$ -	\$ 727.59	\$ 727.59
\$ 859.05	\$ -	\$ -	\$ -	\$ -	\$ -	\$ -	\$ -	\$ 859.05	\$ 859.05
\$ 757.05	\$ -	\$ -	\$ -	\$ -	\$ -	\$ -	\$ -	\$ 757.05	\$ 757.05
\$ 66.03	\$ -	\$ -	\$ -	\$ -	\$ -	\$ -	\$ -	\$ 66.03	\$ 66.03
\$ 356.35	\$ -	\$ -	\$ -	\$ -	\$ -	\$ -	\$ -	\$ 356.35	\$ 356.35
\$ 7,989.71	\$ -	\$ -	\$ -	\$ -	\$ -	\$ -	\$ -	\$ 7,989.71	\$ 7,989.71
\$ 916.36	\$ -	\$ -	\$ -	\$ -	\$ -	\$ -	\$ -	\$ 916.36	\$ 916.36
\$ 14,638.00	\$ -	\$ -	\$ -	\$ -	\$ -	\$ -	\$ -	\$ 14,638.00	\$ 14,638.00
\$ 9,527.16	\$ -	\$ -	\$ -	\$ -	\$ -	\$ -	\$ -	\$ 9,527.16	\$ 9,527.16
\$ 22,878.96	\$ -	\$ -	\$ -	\$ -	\$ -	\$ -	\$ -	\$ 22,878.96	\$ 22,878.96
\$ 64.19	\$ -	\$ -	\$ -	\$ -	\$ -	\$ -	\$ -	\$ 64.19	\$ 64.19
\$ 84.86	\$ -	\$ -	\$ -	\$ -	\$ -	\$ -	\$ -	\$ 84.86	\$ 84.86
\$ 19,929.95	\$ -	\$ -	\$ -	\$ -	\$ -	\$ -	\$ -	\$ 19,929.95	\$ 19,929.95
\$ 24.48	\$ -	\$ -	\$ -	\$ -	\$ -	\$ -	\$ -	\$ 24.48	\$ 24.48
\$ 33,616.22	\$ -	\$ -	\$ -	\$ -	\$ -	\$ -	\$ -	\$ 33,616.22	\$ 33,616.22
\$ 1,558.89	\$ -	\$ -	\$ -	\$ -	\$ -	\$ -	\$ -	\$ 1,558.89	\$ 1,558.89
\$ 24.48	\$ -	\$ -	\$ -	\$ -	\$ -	\$ -	\$ -	\$ 24.48	\$ 24.48
\$ 24.48	\$ -	\$ -	\$ -	\$ -	\$ -	\$ -	\$ -	\$ 24.48	\$ 24.48
\$ 2,492.25	\$ -	\$ -	\$ -	\$ -	\$ -	\$ -	\$ -	\$ 2,492.25	\$ 2,492.25
\$ 30,185.32	\$ -	\$ -	\$ -	\$ -	\$ -	\$ -	\$ -	\$ 30,185.32	\$ 30,185.32
\$ 29,624.43	\$ -	\$ -	\$ -	\$ -	\$ -	\$ -	\$ -	\$ 29,624.43	\$ 29,624.43
\$ 1,877.39	\$ -	\$ -	\$ -	\$ -	\$ -	\$ -	\$ -	\$ 1,877.39	\$ 1,877.39
\$ 1,862.64	\$ -	\$ -	\$ -	\$ -	\$ -	\$ -	\$ -	\$ 1,862.64	\$ 1,862.64
\$ 107.81	\$ -	\$ -	\$ -	\$ -	\$ -	\$ -	\$ -	\$ 107.81	\$ 107.81
\$ 2,333.33	\$ -	\$ -	\$ -	\$ -	\$ -	\$ -	\$ -	\$ 2,333.33	\$ 2,333.33
\$ 451.20	\$ -	\$ -	\$ -	\$ -	\$ -	\$ -	\$ -	\$ 451.20	\$ 451.20
\$ 102.66	\$ -	\$ -	\$ -	\$ -	\$ -	\$ -	\$ -	\$ 102.66	\$ 102.66
\$ 30,516.70	\$ -	\$ -	\$ -	\$ -	\$ -	\$ -	\$ -	\$ 30,516.70	\$ 30,516.70
\$ 531.83	\$ -	\$ -	\$ -	\$ -	\$ -	\$ -	\$ -	\$ 531.83	\$ 531.83
\$ 10.38	\$ -	\$ -	\$ -	\$ -	\$ -	\$ -	\$ -	\$ 10.38	\$ 10.38







































































Abbreviations		
	MSW	Recycling
Driver Hours DH		
Revenue REV		
Customers CUST		
BILLED CUST		
Actual ACT		


USOA #	GL Code	Description	Allocator	Total Clallam Regulated	MSW	Recycling	Check
--------	---------	-------------	-----------	-------------------------	-----	-----------	-------

[Redacted Content]							
--------------------	--	--	--	--	--	--	--













Abbreviations		
	MSW	Recycling
Driver Hours DH		
Revenue REV		
Customers CUST		
BILLED CUST		
Actual ACT		

USOA #	GL Code	Description	Allocator	Total Clallam Regulated	MSW	Recycling	Check
[Redacted Content]							











Reconcile Revenue to Detailed Billing Records and Determine Regulated vs. Non-Regulated Breakout



Calculation of Actual Long Haul TV Expense



Corporate OH Adjustment: 2112



Staff accepts

Employee Free Service - Reduction in disposal expense

Staff accepts

Adjust WUTC Fee to Actual

Staff accepts


Supervisor Allocation to MRF

Staff accepts


MRF Fuel Allocation


Staff accepts


Staff accepts



Line of Business	Clallam (UTC)	Jefferson (UTC)	Mill Long Hauls (UTC)	Non-Reg Cities	Total
[Redacted Content]					







Service Code	Service Code Description	Tariff Rate Monthly Rate	Tariff Page	Total Revenue		Average Customer
RESIDENTIAL SERVICES						
RESIDENTIAL GARBAGE						
20RW1	1-20 GAL CART WEEKLY SVC	\$18.24	21.0	3,493	32000	16
32RE1	1-32 GAL CAN-EOW SVC	\$13.82	21.0	1,085	32000	7
32RW1	1-32 GAL CAN-WEEKLY SVC	\$23.61	21.0	266	32000	1
32RW2	2-32 GAL CANS-WEEKLY SVC	\$34.95	21.0	1,153	32000	3
35RW1	1-35 GAL CART WEEKLY SVC	\$25.77	21.0	405,464	32000	1,311
96RW1	1-96 GAL CART WEEKLY SVC	\$43.23	21.0	131,484	32000	253
CARRYRE	CARRYOUT PER CAN-EOW	\$1.65	19.0	20	32001	1
CARRYRW	CARRYOUT PER CAN-WKLY	\$1.65	19.0	59	32001	3
EXTRAR	EXTRA CAN/BAGS	\$7.75	21A	11,594	32001	125
OFOWR	OVERFILL/OVERWEIGHT CHG	\$7.30	16.0	2,073	32001	26
RDEL CART	RE-DELIVERY FEE-CART	\$20.51	15.0	3,302	32000	13
RESTART	SERVICE RESTART FEE	\$10.25	15.0	1,620	32000	13
TRIPRCANS	RETURN TRIP CHARGE - CANS	\$6.17	17.0	123	32001	2
60RW1	1-60 GAL CART WEEKLY SVC	\$33.19	21.0	336,471	32000	845
35RE1	1-35 GAL CART EOW SVC	\$15.18	21.0	146,963	32000	807
35RM1	1-35 GAL MONTHLY	\$9.53	21.0	12,989	32000	114
60RE1	1-60GAL CART EOW SVC	\$18.48	21.0	193,021	32000	870
60RE2	2-60 GAL CARTS EOW SVC	\$36.96	21.0	1,331	32000	3
60RM1	1-60 GAL CART MONTHLY SVC	\$12.49	21.0	6,732	32000	45
60RW2	2-60 GAL CARTS WEEKLY SVC	\$66.38	21.0	3,750	32000	5
96RE1	1-96 GAL EOW	\$24.44	21.0	56,579	32000	193
96RM1	1-96 GAL MONTHLY	\$16.33	21.0	1,927	32000	10
DRVNRE1	DRIVE IN UP TO 250-EOW	\$5.39	19.0	388	32000	6
DRVNRE2	DRIVE IN OVER 250-EOW	\$5.39	19.0	129	32000	2
DRVNRW1	DRIVE IN UP TO 250	\$5.39	19.0	162	32000	3
RCARRYOUT 5-25	RESI CARRYOUT FEE 5-25 FT	\$1.65	19.0	97	32000	5
RCARRYOUT OVER 25	RESI CARRYOUT FEE 25+ FT	\$2.48	19.0	29	32000	1
SP35-RES	SPECIAL PICKUP 35GL RES	\$8.40	21A	680	32001	7
SP60-RES	SPECIAL PICKUP 60GL RES	\$8.40	21A	798	32001	8
SP96-RES	SPECIAL PICKUP 96GL RES	\$8.40	21A	252	32001	3
32RM1	1-32 GAL CAN-MONTHLY SVC	\$8.40	21A	151	32000	2
RGATE	RESI GATE CHARGE	\$2.53	19.0	25	32001	1
ROLLE-RESI	ROLLOUT RESI EOW UP TO 25	\$1.21	31.0	220	32001	15
ROLLM-RESI	ROLLOUT RESI MTHLY UP TO 25 FT	\$0.56	31.0	11	32001	2
ROLLW-RESI	Rollout 25ft/can per pick up	\$2.43	31.0	6	32001	4
OC-RES	ON CALL SERVICE - RES	\$8.40	21A	126	32000	1
TOTAL RESIDENTIAL GARBAGE				\$1,324,573.60		4,484
RESIDENTIAL RECYCLING						
recyonlypre	RECYCLE SERVICE ONLY	\$10.87	21.0	1,440	32100	11
recyrpre	RECYCLE PROGRAM WITH MSW	\$9.54	21.0	89,232	32100	779
TOTAL RESIDENTIAL RECYCLING				\$90,672.64		790
COMMERCIAL SERVICES						
COMMERCIAL GARBAGE						
CTIME	COMMERCIAL TIME CHARGE	\$58.06	29.0	32	33010	1
DEL1.5TEMP-COM	DELIVERY FEE 1.5YD TEMP	\$31.65	35.0	32	33010	1
DEL2TEMP-COM	DELIVERY FEE 2YD TEMP	\$42.85	35.0	1,543	33010	3
F2YD1W	2YD CONT 1X WEEKLY	\$195.89	35.0	33,791	33010	14
F2YDEOW	2YD CONT EVERY OTHER WK	\$98.17	35.0	11,142	33010	9
F4YD1W	4YD CONT 1X WEEKLY SVC	\$350.73	36.0	91,716	33010	22
F6YD1W	6YD CONT 1X WEEKLY SVC	\$529.39	35.0	25,411	33010	4
F1.5YD1W	1.5YD CONT 1X WEEKLY	\$140.12	35.0	3,923	33010	2
F1.5YDEOW	1.5YD CONT EVERY OTHER WK	\$70.22	35.0	2,036	33010	2
F1YD1M	1YD CONT 1X MONTH SVC	\$23.08	35.0	1,154	33010	4
F1YD1W	1YD CONT 1X WEEKLY	\$99.94	35.0	5,522	33010	5
F1YDEOW	1YD CONT EVERY OTHER WK	\$50.08	35.0	6,586	33010	11
F2YD2W	2YD CONT 2X WEEKLY	\$391.78	35.0	40,500	33010	9
F3YD1W	3YD CONT 1X WEEKLY SVC	\$257.12	35.0	26,933	33010	9
F3YDEOW	3YD CONT EOW SVC	\$128.85	35.0	1,933	33010	1
F4YDEOW	4YD CONT EOW SVC	\$175.77	36.0	6,152	33010	3
SP1.5-COM	SPECIAL PICKUP 1.5YD	\$35.36	35.0	354	33010	1
SP2-COM	SPECIAL PICKUP 2YD	\$50.24	35.0	1,306	33010	3
DEL1TEMP-COM	DELIVERY FEE 1YD TEMP	\$24.07	35.0	48	33010	1
SP1-COM	SPECIAL PICKUP 1YD	\$26.08	35.0	1,200	33010	5
F2YDEXCO	CUST OWN 2YD EXTRA PU	\$50.24	36.0	5,024	33011	14
F2YD1WCO	CUST OWN 2YD 1X WK	\$195.89	36.0	1,665	33010	2
CEXYD	CMML EXTRA YARDAGE	\$27.87	35.0	9,324	33011	28
CLOCKWKLY	LOCK CHARGE-CONTAINER WKL	\$4.85	35.0	1,553	33011	27
R1.5YD1W	1.5YD CONT 1xWEEKLY SVC	\$140.12	35.0	64,665	33010	38
R1.5YD2W	1.5YD CONT 2xWEEKLY SVC	\$280.24	35.0	3,363	33010	1
R1.5YDEX	1.5YD CONTAINER EXTRA PU	\$35.36	35.0	35	33011	1
R1.5YDRENTM	1.5YD CONTAINER RENT-MTH	\$6.75	35.0	1,275	33010	18
R1.5YDRENTTD	1.5 YD TEMP CONT RENT DAI	\$0.77	35.0	155	33010	29

R1.5YDTPU	1.5YD TEMP CONTAINER PU	\$36.62	35.0	183	33010	1
R1YD1W	1YD CONT 1xWEEKLY SVC	\$99.94	35.0	98,816	33010	82
R1YD2W	1YD CONT 2xWEEKLY SVC	\$199.87	35.0	16,789	33010	7
R1YDEX	1YD CONTAINER EXTRA PU	\$26.08	35.0	52	33011	1
R1YDRENTM	1YD CONTAINER RENT-MTHLY	\$5.06	35.0	1,606	33010	26
R2YD1W	2YD CONT 1xWEEKLY SVC	\$195.89	36.0	287,811	33010	122
R2YD2W	2YD CONT 2xWEEKLY SVC	\$391.78	36.0	82,470	33010	18
R2YDEX	2YD CONTAINER EXTRA PU	\$50.24	35.0	100	33011	1
R2YDRENTM	2YD CONTAINER RENT-MTHLY	\$9.02	35.0	2,925	33010	27
R2YDTPU	2YD TEMP CONTAINER PU	\$51.57	35.0	6,756	33010	11
RDELTO8	REDELIVERY FEE UP TO 8YDS	\$30.85	15.0	524	33010	2
CLOCKEOW	LOCK CHARGE - CONT EOW	\$2.43	36.0	609	33011	21
96CW1	1-96 GL CART WEEKLY SVC	\$44.77	35.5	7,499	33010	14
CGATE	GATE CHARGE	\$4.85	36.0	662	33011	11
35CW1	1-35 GAL CAN WEEKLY SVC	\$26.89	35.5	14,863	33010	46
60CW1	1-60 GAL CART CMMML WKLY	\$34.21	35.5	2,249	33010	5
CGATEEOW	GATE CHARGE EOW	\$2.43	36.0	117	33010	4
R1.5YDEOW	1.5YD CONT EOW SVC	\$70.22	35.0	30,124	33010	36
R1YD1M	1YD CONTAINER 1X A MONTH	\$23.08	35.0	6,647	33010	24
R1YDEOW	1YD CONT EOW SVC	\$50.08	35.0	115,985	33010	193
R2YD1M	2YD CONT 1X MONTH SVC	\$45.24	35.0	14,793	33010	27
R2YDEOW	2YD CONT EOW SVC	\$98.17	35.0	76,131	33010	65
CTRIIP	RETURN TRIP CHARGE - CONT	\$9.91	17.0	50	33011	1
R2YDRENTTD	2 YD TEMP CONT RENT DAILY	\$0.82	35.0	1,859	33010	189
R1.5YD1M	1.5YD CONT 1X MONTH SVC	\$32.36	35.0	7,216	33010	19
R1YDRENTTD	1YD TEMP CONT RENT DAILY	\$0.56	35.0	87	33010	22
ROLLOUTC	ROLL OUT	\$1.12	31.0	9	33011	1
R1YDRENTT	1YD TEMP CONT RENT	\$5.60	35.0	67	33010	1
ADDTLPACK25	OVER 25FT ROLLOUT FOR CONTAINERS	\$0.16	31.0	76	33011	39
CEX	EXTRA CANS	\$7.65	36.0	237	33011	8
RDELOVER8	REDELIVERY FEE OVER 8YDS	\$61.55	15.0	62	33010	
R1YDTPU	1YD TEMP CONT PU	\$26.09	35.0	52	33010	1
ADDTLPACKA25	OVER 25FT ROLLOUT FOR AUTO CARTS	\$0.11	35.0	57	33011	43
TOTAL COMMERCIAL GARBAGE				\$1,125,853.79		809

Containers

<u>DROP BOX SERVICES</u>		<u>DROP BOX SERVICES</u>				
DROP BOX HAULS/RENTAL		DROP BOX HAULS/RENTAL				
CONNECTFEE	CONNECT/DISCONNECT	\$6.02	42.0	205	31010	3
CPHAUL15	15YD COMPACTOR-HAUL	\$113.82	42.0	114	31000	0
CPHAUL30	30YD COMPACTOR-HAUL	\$206.82	42.0	7,032	31000	1
RODEL	ROLL OFF-DELIVERY	\$166.66	39.0	14,999	31010	8
ROHAUL20	20YD ROLL OFF-HAUL	\$106.78	39.0	13,454	31000	11
ROHAUL20T	20YD ROLL OFF TEMP HAUL	\$153.33	39.0	13,953	31000	8
ROHAUL30	30YD ROLL OFF-HAUL	\$113.41	39.0	26,878	31000	20
ROHAUL30T	30YD ROLL OFF TEMP HAUL	\$242.07	39.0	17,671	31000	6
ROMILE	ROLL OFF-MILEAGE	\$3.84	39.0	10,956	31010	238
RORELOCATE	ROLL OFF RELOCATE	\$122.34	17.0	245	31010	0
RORENT20D	20YD ROLL OFF-DAILY RENT	\$9.60	39.0	19,094	31002	6
RORENT20M	20YD ROLL OFF-MNTHLY RENT	\$78.65	39.0	5,979	31002	6
RORENT30D	30YD ROLL OFF-DAILY RENT	\$16.00	39.0	26,736	31002	5
RORENT30M	30YD ROLL OFF-MNTHLY RENT	\$81.90	39.0	9,581	31002	10
ROWAIT	TIME/STANDBY CHARGE	\$80.72	29.0	161	31010	0
ROHAUL30CO	30YD CUST OWNED R/O HAUL	\$114.97	40.0	805	31000	1
ROHAUL40	40YD ROLL OFF-HAUL	\$131.42	39.0	13,668	31000	9
RORENT40M	40YD ROLL OFF-MNTHLY RENT	\$81.90	39.0	983	31002	1
				\$182,513.80		28

PASSTHROUGH DISPOSAL	PASSTHROUGH DISPOSAL					
DISP	DISPOSAL FEE PER TON	\$157.27	34.0	241,258	31005	
TOTAL PASSTHROUGH DISPOSAL				\$ 241,258.33		

Service Charges	Service Charges					
FINCHG	LATE FEE	\$1.00	8.0	2,720	38000	
TOTAL SERVICE CHARGES				\$2,720.33		6112

Service Charges	Mill Haul					
ROWKND	WEEKEND/HOLIDAY RO SVC	\$250.70	16.0	4,638	31020	
ROMILL - W		\$2,334.24	16.0	107,375	31020	
ROMILL-C		\$1,731.88	16.0	1,030,835	31020	
				1,142,848		
TOTAL REVENUE				\$4,110,440.63		

Dump Fee Price effective 10.1.2023	Proposed Tariff Rate	Proposed Annual Revenue	Change in Annual Revenue	Per Price Out	
				\$	3,392,966
18.38	\$ 21.05	\$ 4,031	\$ 538		
13.94	\$ 15.96	\$ 1,253	\$ 168		
23.85	\$ 27.31	\$ 307	\$ 42		
35.32	\$ 40.44	\$ 1,334	\$ 181		
26.04	\$ 29.81	\$ 469,054	\$ 63,590		
43.72	\$ 50.06	\$ 152,255	\$ 20,772		
1.65	\$ 1.89	\$ 23	\$ 3		
1.65	\$ 1.89	\$ 68	\$ 9		
7.81	\$ 8.94	\$ 13,378	\$ 1,784		
7.36	\$ 8.42	\$ 2,392	\$ 319		
20.51	\$ 23.48	\$ 3,781	\$ 479		
10.25	\$ 11.74	\$ 1,854	\$ 235		
6.17	\$ 7.06	\$ 141	\$ 18		
33.53	\$ 38.39	\$ 389,186	\$ 52,715		
15.31	\$ 17.53	\$ 169,749	\$ 22,786		
9.59	\$ 10.98	\$ 14,967	\$ 1,977		
18.65	\$ 21.35	\$ 223,031	\$ 30,011		
37.30	\$ 42.71	\$ 1,538	\$ 207		
12.57	\$ 14.39	\$ 7,758	\$ 1,026		
67.06	\$ 76.78	\$ 4,338	\$ 588		
24.68	\$ 28.26	\$ 65,419	\$ 8,840		
16.44	\$ 18.82	\$ 2,221	\$ 294		
5.39	\$ 6.17	\$ 444	\$ 56		
5.39	\$ 6.17	\$ 148	\$ 19		
5.39	\$ 6.17	\$ 185	\$ 23		
1.65	\$ 1.89	\$ 111	\$ 14		
2.48	\$ 2.84	\$ 33	\$ 4		
8.46	\$ 9.69	\$ 785	\$ 104		
8.46	\$ 9.69	\$ 920	\$ 122		
8.46	\$ 9.69	\$ 291	\$ 39		
8.46	\$ 9.68	\$ 174	\$ 23		
2.53	\$ 2.90	\$ 29	\$ 4		
1.21	\$ 1.39	\$ 251	\$ 32		
0.56	\$ 0.64	\$ 13	\$ 2		
2.43	\$ 2.78	\$ 6	\$ 1		
8.40	\$ 9.62	\$ 144	\$ 18		
		\$1,531,615	\$207,041		15.63%
10.87	\$ 12.45	\$ 1,649	\$ 209		
9.54	\$ 10.92	\$ 102,171	\$ 12,939		
-	\$ -	\$ -	\$ -		
		\$103,820	\$13,148		14.50%
58.06	\$ 66.48	\$ 37	\$ 5		
31.65	\$ 36.24	\$ 36	\$ 5		
42.85	\$ 49.06	\$ 1,766	\$ 224		
198.23	\$ 226.97	\$ 39,152	\$ 5,361		
99.34	\$ 113.75	\$ 12,910	\$ 1,768		
355.15	\$ 406.64	\$ 106,337	\$ 14,621		
535.40	\$ 613.04	\$ 29,426	\$ 4,015		
141.94	\$ 162.52	\$ 4,551	\$ 627		
71.13	\$ 81.45	\$ 2,362	\$ 326		
23.37	\$ 26.76	\$ 1,338	\$ 184		
101.19	\$ 115.87	\$ 6,402	\$ 880		
50.71	\$ 58.07	\$ 7,636	\$ 1,050		
396.45	\$ 453.94	\$ 46,926	\$ 6,426		
260.54	\$ 298.31	\$ 31,248	\$ 4,315		
130.57	\$ 149.50	\$ 2,243	\$ 310		
177.98	\$ 203.79	\$ 7,133	\$ 981		
35.78	\$ 40.97	\$ 410	\$ 56		
50.78	\$ 58.14	\$ 1,512	\$ 205		
24.07	\$ 27.56	\$ 55	\$ 7		
26.37	\$ 30.19	\$ 1,389	\$ 189		
50.78	\$ 58.14	\$ 5,814	\$ 790		
198.23	\$ 226.97	\$ 1,929	\$ 264		
28.08	\$ 32.15	\$ 10,755	\$ 1,431		
4.85	\$ 5.55	\$ 1,778	\$ 225		
141.92	\$ 162.49	\$ 74,991	\$ 10,326		
283.83	\$ 324.99	\$ 3,900	\$ 537		
35.78	\$ 40.97	\$ 41	\$ 6		
6.75	\$ 7.73	\$ 1,460	\$ 185		
0.77	\$ 0.88	\$ 177	\$ 22		

37.04	\$	42.41	\$	212	\$	29
101.19	\$	115.87	\$	114,565	\$	15,749
202.39	\$	231.74	\$	19,466	\$	2,677
26.37	\$	30.19	\$	60	\$	8
5.06	\$	5.79	\$	1,838	\$	233
198.22	\$	226.96	\$	333,462	\$	45,651
396.44	\$	453.92	\$	95,551	\$	13,081
50.78	\$	58.14	\$	116	\$	16
9.02	\$	10.33	\$	3,349	\$	424
52.11	\$	59.66	\$	7,816	\$	1,060
30.85	\$	35.32	\$	600	\$	76
2.43	\$	2.78	\$	697	\$	88
45.25	\$	51.81	\$	8,678	\$	1,179
4.85	\$	5.55	\$	757	\$	96
27.15	\$	31.09	\$	17,183	\$	2,319
34.55	\$	39.56	\$	2,601	\$	352
2.43	\$	2.78	\$	134	\$	17
71.13	\$	81.45	\$	34,941	\$	4,816
23.37	\$	26.76	\$	7,707	\$	1,059
50.71	\$	58.07	\$	134,481	\$	18,496
45.78	\$	52.42	\$	17,141	\$	2,347
99.34	\$	113.74	\$	88,207	\$	12,077
9.91	\$	11.35	\$	57	\$	7
0.82	\$	0.94	\$	2,128	\$	270
32.78	\$	37.53	\$	8,370	\$	1,154
0.56	\$	0.64	\$	100	\$	13
1.12	\$	1.28	\$	10	\$	1
5.60	\$	6.41	\$	77	\$	10
0.16	\$	0.18	\$	87	\$	11
7.70	\$	8.81	\$	273	\$	36
61.55	\$	70.47	\$	70	\$	9
26.38	\$	30.21	\$	60	\$	8
0.11	\$	0.13	\$	65	\$	8
0.11	\$	0.13	\$	-	\$	-
				\$1,304,574	\$178,720	

15.87%

6.02	\$	6.89	\$	234	\$	30
113.82	\$	130.32	\$	130	\$	17
206.82	\$	236.81	\$	8,052	\$	1,020
166.66	\$	190.83	\$	17,174	\$	2,175
106.78	\$	122.26	\$	15,405	\$	1,951
153.33	\$	175.56	\$	15,976	\$	2,023
113.41	\$	129.85	\$	30,776	\$	3,897
242.07	\$	277.17	\$	20,233	\$	2,562
3.84	\$	4.40	\$	12,544	\$	1,589
122.34	\$	140.08	\$	280	\$	35
9.60	\$	10.99	\$	21,863	\$	2,769
78.65	\$	90.05	\$	6,846	\$	867
16.00	\$	18.32	\$	30,613	\$	3,877
81.90	\$	93.78	\$	10,970	\$	1,389
80.72	\$	92.42	\$	185	\$	23
114.97	\$	131.64	\$	921	\$	117
131.42	\$	150.48	\$	15,650	\$	1,982
81.90	\$	93.78	\$	1,125	\$	143
	\$		\$	-	\$	-
				\$208,979	\$26,465	

14.50%

-	\$	-	\$	241,258	\$	-
				\$		-
				\$241,258	\$0	
1.00	\$	1.00	\$	2,720	\$	-
				\$2,720	\$0	

Increase per	True-Up	Total PI	Diff From LG
13.88%	0.62%	14.50%	9,057

DF Increase Total	Revenue Req Per LG	Difference
\$ 22,472	\$ 3,415,438	\$ 0

Combined Rev Requirement	14,425,514	488,833
		-
Mill Haul	2,013,781	4,314
		-
Jefferson Res	1,531,615	66,965
Jefferson Recycling	103,820	4,539
Jefferson Commercial	1,304,574	57,038
Jefferson PT	241,258	-
Jefferson Service Charges	2,720	-
		-
Clallam Res	4,375,554	190,453
Clallam Recycling	681,804	29,677
Clallam Commercial	2,181,321	94,945
Clallam PT	517,453	-
Clallam Service Charges	3,986	-
		-
City PA Commercial	85,766	3,733
City PA PT	252,841	-
City PA Service Charges	2,841	-
		-
Jefferson Res DF Increase	10,786	-
Jefferson Com DF Increase	11,686	-
		-
Clallam DF Increase	267,965	-
Clallam Com DF Increase		-
		-
Mill Haul DF Increase	37,954	-
		-
City PA RO	183,962	8,007
Clallam RO	404,846	17,622
Jefferson RO	208,979	11,538
		-
Variance	4	

Service Code	Service Code Description	Tariff Rate Monthly Rate	Tariff Page	Total Revenue		Average Customer
RESIDENTIAL SERVICES		RESIDENTIAL SERVICES				
RESIDENTIAL GARBAGE		RESIDENTIAL GARBAGE				
20RW1	1-20 GAL CART WEEKLY SVC	\$16.81	22	1,473	32000	7
32RE1	1-32 GAL CAN-EOW SVC	\$12.68	22	152	32000	1
35RW1	1-35 GAL CART WEEKLY SVC	\$24.35	22	439,291	32000	1,503
96RW1	1-96 GAL CART WEEKLY SVC	\$41.30	22	617,165	32000	1,245
CARRYRE	CARRYOUT PER CAN-EOW	\$0.83	19	20	32001	2
CARRYRW	CARRYOUT PER CAN-WKLY	\$1.65	19	88	32001	4
EXTRAR	EXTRA CAN/BAGS	\$6.96	22A	18,131	32001	217
OFOWR	OVERFILL/OVERWEIGHT CHG	\$6.53	16A	6,412	32001	82
RDEL CART	RE-DELIVERY FEE-CART	\$20.51	15	7,691	32000	31
RESTART	SERVICE RESTART FEE	\$10.25	15	3,741	32000	30
TRIPRCANS	RETURN TRIP CHARGE - CANS	\$6.17	17	389	32001	5
60RW1	1-60 GAL CART WEEKLY SVC	\$31.75	22	1,331,282	32000	3,494
35RE1	1-35 GAL CART EOW SVC	\$14.05	22	176,236	32000	1,045
35RM1	1-35 GAL MONTHLY	\$8.60	22	14,388	32000	139
60RE1	1-60GAL CART EOW SVC	\$18.19	22	568,165	32000	2,603
60RE2	2-60 GAL CARTS EOW SVC	\$36.38	22	1,346	32000	3
60RM1	1-60 GAL CART MONTHLY SVC	\$12.33	22	24,339	32000	165
60RW2	2-60 GAL CARTS WEEKLY SVC	\$63.50	22	11,732	32000	15
96RE1	1-96 GAL EOW	\$23.64	22	212,042	32000	747
96RM1	1-96 GAL MONTHLY	\$15.94	22	6,854	32000	36
DRVNRE1	DRIVE IN UP TO 250-EOW	\$5.39	19	1,089	32000	17
DRVNRE2	DRIVE IN OVER 250-EOW	\$5.39	19	1,523	32000	24
DRVNRM1	DRIVE IN UP TO 250-MTHLY	\$5.39	19	129	32000	2
DRVNRW1	DRIVE IN UP TO 250	\$5.39	19	1,773	32000	27
DRVNRW2	DRIVE IN OVER 250	\$5.39	19	1,748	32000	27
RCARRYOUT 5-25	RESI CARRYOUT FEE 5-25 FT	\$1.65	19	148	32000	7
RCARRYOUT OVER 25	RESI CARRYOUT FEE 25+ FT	\$0.83	19	66	32000	7
SP35-RES	SPECIAL PICKUP 35GL RES	\$8.50	22A	765	32001	8
SP60-RES	SPECIAL PICKUP 60GL RES	\$8.50	22A	2,542	32001	25
SP96-RES	SPECIAL PICKUP 96GL RES	\$8.50	22A	1,114	32001	11
RGATE	RESI GATE CHARGE	\$2.53	19	51	32001	2
ROLLE-RESI	ROLLOUT RESI EOW UP TO 25	\$1.21	31	364	32001	25
ROLLM-RESI	ROLLOUT RESI MTHLY UP TO 25 FT	\$0.56	31	44	32001	8
ROLLW-RESI	Rollout 25ft/can per pick up	\$2.43	31	301	32001	10
64RW1		\$9.54	22	(8)	32000	-
TOTAL RESIDENTIAL GARBAGE				\$3,452,582.70		11,005
RESIDENTIAL RECYCLING		RESIDENTIAL RECYCLING				
recyonlpyre	RECYCLE SERVICE ONLY	\$10.87	22	7,391	32100	57
recyrpre	RECYCLE PROGRAM WITH MSW	\$9.54	22	595,435	32100	5,201
TOTAL RESIDENTIAL RECYCLING				\$602,825.61		5,258
COMMERCIAL SERVICES		COMMERCIAL SERVICES				
COMMERCIAL GARBAGE		COMMERCIAL GARBAGE				
CTIME	COMMERCIAL TIME CHARGE	\$58.06	29	537	33010	1
CLOCK	CLOCK ON CALL	\$1.12	35.5A	144	33011	11
DEL2TEMP-COM	DELIVERY FEE 2YD TEMP	\$35.27	35A	741	33010	2
F4TC-COM	4 YD TEMP CONT PICKUP	\$77.71	35A	7,382	33010	8
F1.5YD1M	1.5YD CONT 1X MONTH SVC	\$31.00	35A	3,472	33010	9
F3YD1M	3YD CONT 1X MONTH SVC	\$56.85	35A	5,344	33010	8
F4YD2W	4YD CONT 2XWEEKLY SVC	\$672.97	35A	11,440	33010	1
F2YD1W	2YD CONT 1X WEEKLY	\$185.41	35A	220,684	33010	99
F2YDEOW	2YD CONT EVERY OTHER WK	\$92.92	35A	85,858	33010	77
F4YD1W	4YD CONT 1X WEEKLY SVC	\$336.48	35A	250,341	33010	62
F6YD1W	6YD CONT 1X WEEKLY SVC	\$470.45	35A	233,813	33010	41
F6YD2W	6YD CONT 2XWEEKLY SVC	\$940.91	35A	1,059	33010	1
F3TC-COM	3 YD TEMP CONT PICKUP	\$56.85	35A	1,251	33010	2
F1.5YD1W	1.5YD CONT 1X WEEKLY	\$134.23	35A	82,014	33010	51
F1.5YD2W	1.5YD CONT 2X WEEKLY	\$268.46	35A	436	33010	1
F1.5YDEOW	1.5YD CONT EVERY OTHER WK	\$67.27	35A	51,663	33010	64
F1YD1M	1YD CONT 1X MONTH SVC	\$21.69	35A	5,054	33010	19
F1YD1W	1YD CONT 1X WEEKLY	\$93.92	35A	157,222	33010	140
F1YDEOW	1YD CONT EVERY OTHER WK	\$47.07	35A	113,156	33010	200
F2YD1M	2YD CONT 1X MONTH SVC	\$42.82	35A	14,944	33010	29
F2YD2W	2YD CONT 2X WEEKLY	\$370.82	35A	4,450	33010	1
F3YD1W	3YD CONT 1X WEEKLY SVC	\$246.16	35A	150,364	33010	51
F3YDEOW	3YD CONT EOW SVC	\$123.36	35A	34,171	33010	23
F4YD1M	4YD CONT 1X MONTH SVC	\$77.71	35A	12,045	33010	13
F4YDEOW	4YD CONT EOW SVC	\$168.63	35A	41,736	33010	21
F6YDEOW	6YD CONT EVERY OTHER WK	\$235.77	35A	21,101	33010	7
F8YD1W	8YD CONT 1X WEEKLY	\$631.27	35A	54,763	33010	7
DEL3TEMP-COM	DELIVERY FEE 3YD TEMP	\$45.13	35A	496	33010	1
DEL4TEMP-COM	DELIVERY FEE 4YD TEMP	\$45.13	35A	1,489	33010	3
F2YDTPU	2YD TEMP CONT PU	\$40.36	35A	2,462	33010	6
SP35-COM	SPECIAL PICKUP 35GL COM	\$8.00	35.5A	16	33011	1
SP1.5-COM	SPECIAL PICKUP 1.5YD	\$34.00	35A	272	33010	2

SP2-COM	SPECIAL PICKUP 2YD	\$45.82	35A	962	33010	2
DEL1.5TEMP-COM	DELIVERY FEE 1.5YD TEMP	\$26.04	35A	104	33010	1
DEL1TEMP-COM	DELIVERY FEE 1YD TEMP	\$19.78	35A	79	33010	1
SP1-COM	SPECIAL PICKUP 1YD	\$24.69	35A	1,086	33010	4
F2YDEX	2YD CONT EXTRA P/U	\$42.82	35A	300	33011	2
F2YDEXCO	CUST OWN 2YD EXTRA PU	\$45.82	36A	229	33011	1
F1YDTPU	1YD TEMP CONT PU	\$26.71	35A	614	33010	3
F1.5YDTPU	1.5YD TEMP CONT PU	\$31.00	35A	372	33010	2
F1.5YDEX	1.5YD CONT EXTRA P/U	\$34.00	35A	102	33011	1
F1YDEX	1YD CONT EXTRA P/U	\$24.69	35A	74	33011	1
SP6-COM	SPECIAL PICKUP 6YD	\$111.65	35A	670	33010	1
F3YD2W	3YD CONT 2X WEEKLY SVC	\$492.32	35A	738	33010	0
F4YDEX	4YD CONTAINER EXTRA PU	\$80.71	35A	646	33011	2
SP3-COM	SPECIAL PICKUP 3YD	\$59.85	35A	539	33010	1
F6YDEX	6YD CONTAINER EXTRA PU	\$111.65	35A	670	33011	2
F6YD1M	6YD CONT 1X MONTH SVC	\$108.65	35A	4,889	33010	4
F3YDEX	3YD CONTAINER EXTRA PU	\$59.85	35A	120	33011	1
R6YDEX	6 YARD EXTRA	\$111.65	35A	335	33011	2
SP4-COM	SPECIAL PICKUP 4YD	\$80.71	35A	888	33010	2
F8YDEOW	8YD CONT EVERY OTHER WEEK	\$316.36	35A	1,107	33000	0
32CW1	1-32 GAL CAN WEEKLY SVC	\$22.99	36A	276	33010	1
CCARRYOUT 5-25	COMM CARRYOUT FEE 5-25 FT	\$1.65	19	40	33011	2
CEXYD	CMML EXTRA YARDAGE	\$28.44	36A	2,901	33011	9
CLOCKWKLY	LOCK CHARGE-CONTAINER WKLY	\$4.85	35.5A	1,940	33011	33
R1.5YDEX	1.5YD CONTAINER EXTRA PU	\$34.00	35A	68	33011	1
R1.5YDRENTM	1.5YD CONTAINER RENT-MTH	\$6.75	35A	713	33010	9
R1YD1W	1YD CONT 1xWEEKLY SVC	\$93.92	35A	141	33010	0
R1YDEX	1YD CONTAINER EXTRA PU	\$24.69	35A	25	33011	1
R1YDRENTM	1YD CONTAINER RENT-MTHLY	\$5.06	35A	1,099	33010	18
R2YD1W	2YD CONT 1xWEEKLY SVC	\$185.41	35A	1,344	33010	1
R2YDEX	2YD CONTAINER EXTRA PU	\$45.82	35A	183	33011	1
R2YDRENTM	2YD CONTAINER RENT-MTHLY	\$9.03	35A	3,211	33010	30
R2YDTPU	2YD TEMP CONTAINER PU	\$40.36	35A	202	33010	2
R3YDRENTM	3YD CONTAINER RENT-MTHLY	\$10.12	35A	821	33010	7
R4YD1W	4YD CONT 1XWEEKLY SVC	\$336.48	35A	84	33010	0
R4YDRENTM	4YD CONTAINER RENT-MTHLY	\$11.25	35A	1,549	33010	11
R6YD1W	6YD CONT 1XWEEKLY SVC	\$470.45	35A	3,411	33010	1
RDELTO8	REDELIVERY FEE UP TO 8YDS	\$30.85	15	463	33010	2
CLOCKEOW	LOCK CHARGE - CONT EOW	\$2.43	35A	820	33011	28
96CW1	1-96 GL CART WEEKLY SVC	\$43.20	35.5A	17,173	33010	33
CGATE	GATE CHARGE	\$2.53	19	895	33011	29
35CW1	1-35 GAL CAN WEEKLY SVC	\$25.98	35.5A	3,429	33010	11
60CW1	1-60 GAL CART CMML WKLY	\$33.21	35.5A	13,392	33010	34
60CW2	2-60 GAL CAN WEEKLY SVC	\$66.42	35.5A	797	33010	1
CCARRYOUT OVER 25	COMM CARRYOUT FEE 25+ FT	\$0.83	19	40	33010	4
CGATEEOW	GATE CHARGE EOW	\$2.43	35.5A	120	33010	4
R1YDEOW	1YD CONT EOW SVC	\$47.07	35A	965	33010	2
R2YD1M	2YD CONT 1X MONTH SVC	\$42.82	35A	728	33010	2
R2YDEOW	2YD CONT EOW SVC	\$92.92	35A	46	33010	1
R4YDEOW	4 YD CONT EOW SVC	\$168.63	35A	169	33010	1
CTRIP	RETURN TRIP CHARGE - CONT	\$9.91	17	99	33011	1
R2YDRENTD	2 YD TEMP CONT RENT DAILY	\$0.82	35A	1,200	33010	122
R3YDRENTD	3 YD TEMP CONT RENT DAILY	\$0.95	35A	577	33010	51
R4YDRENTD	4 YD TEMP CONT RENT DAILY	\$1.10	35A	2,547	33010	212
R1.5YDRENTD	1.5 YD TEMP CONT RENT DAI	\$0.77	35A	438	33010	47
R1YDRENTD	1YD TEMP CONT RENT DAILY	\$0.56	35A	198	33010	32
ROLLW-COMM	ROLLOUT COMM WKLY UP TO 2	\$4.85	31	58	33011	1
ADDTLPACK25	OVER 25FT ROLLOUT FOR CONTAINERS	\$0.16	31	151	33011	78
R6YDRENTM	CONTAINER 6YD RENT MNTHLY	\$13.50	35A	284	33010	2
CEX	EXTRA CANS	\$6.51	35.5A	26	33011	4
R4YDEX	4YD CONTAINER EXTRA PU	\$80.71	35A	404	33011	2

TOTAL COMMERCIAL GARBAGE

\$1,647,471.07

1,039

195 Carts
Containers

DROP BOX SERVICES

DROP BOX SERVICES

1069

DROP BOX HAULS/RENTAL

DROP BOX HAULS/RENTAL

CONNECTFEE	CONNECT/DISCONNECT	\$6.02	42	722	31010	10
CPHAUL20	20YD COMPACTOR-HAUL	\$144.80	42	13,611	31000	4
CPHAUL30	30YD COMPACTOR-HAUL	\$206.82	42	5,377	31000	1
RODEL	ROLL OFF-DELIVERY	\$166.66	42	33,499	31010	17
ROHAUL20	20YD ROLL OFF-HAUL	\$106.78	42	20,075	31000	16
ROHAUL20T	20YD ROLL OFF TEMP HAUL	\$153.33	42	24,993	31000	14
ROHAUL30	30YD ROLL OFF-HAUL	\$113.41	42	77,459	31000	57
ROHAUL30T	30YD ROLL OFF TEMP HAUL	\$242.07	42	49,140	31000	17
ROHAUL40CO	40 YD CUST OWNED HAUL	\$114.97	40	115	31000	1
ROMILE	ROLL OFF-MILEAGE	\$3.84	40	35,793	31010	777
RORELOCATE	ROLL OFF RELOCATE	\$122.34	17	367	31010	1
RORENT20D	20YD ROLL OFF-DAILY RENT	\$9.60	39	32,045	31002	9
RORENT20M	20YD ROLL OFF-MNTHLY RENT	\$78.65	39	6,919	31002	7
RORENT30D	30YD ROLL OFF-DAILY RENT	\$16.00	39	34,352	31002	6
RORENT30M	30YD ROLL OFF-MNTHLY RENT	\$81.90	39	21,295	31002	22
ROWAIT	TIME/STANDBY CHARGE	\$80.72	29	182	31010	1

\$355,942.77

49

10

PASSTHROUGH DISPOSAL
DISP

PASSTHROUGH DISPOSAL
DISPOSAL FEE PER TON

\$144.99 34

517,453 31005

TOTAL PASSTHROUGH DISPOSAL

\$517,453.33

Service Charges

Service Charges

\$1.00 8 3,986 38000

TOTAL SERVICE CHARGES

\$3,985.70

TOTAL REVENUE

\$6,580,261.18

17,351

205

Price Out \$7,620,717.19

LG \$ 8,012,087

\$ (391,369.31) #####

(8,403,455.82)

Proposed Tariff Rate Proposed Annual Revenue Change in Annual Revenue

Revenue Requirement Calc

Proposed Annual Rev
Rev Requirement - LG
Difference

\$18.50	\$	20.92	\$	1,833	\$	360
\$14.12	\$	15.97	\$	192	\$	39
\$27.48	\$	31.08	\$	560,709	\$	121,419
\$47.05	\$	53.21	\$	795,205	\$	178,040
\$0.83	\$	0.93	\$	22	\$	3
\$1.65	\$	1.87	\$	100	\$	12
\$7.62	\$	8.62	\$	22,451	\$	4,320
\$6.53	\$	7.39	\$	7,253	\$	840
\$20.51	\$	23.20	\$	8,699	\$	1,008
\$10.25	\$	11.59	\$	4,231	\$	490
\$6.17	\$	6.98	\$	440	\$	51
\$35.73	\$	40.41	\$	1,694,444	\$	363,163
\$15.62	\$	17.67	\$	221,599	\$	45,363
\$9.32	\$	10.54	\$	17,635	\$	3,247
\$20.18	\$	22.82	\$	712,904	\$	144,739
\$40.36	\$	45.65	\$	1,689	\$	343
\$13.25	\$	14.99	\$	29,582	\$	5,243
\$26.50	\$	29.97	\$	5,537	\$	(6,194)
\$26.52	\$	29.99	\$	269,039	\$	56,997
\$17.27	\$	19.53	\$	8,399	\$	1,545
\$5.39	\$	6.10	\$	1,231	\$	143
\$5.39	\$	6.10	\$	1,722	\$	199
\$5.39	\$	6.10	\$	146	\$	17
\$5.39	\$	6.10	\$	2,006	\$	232
\$5.39	\$	6.10	\$	1,977	\$	229
\$1.65	\$	1.87	\$	168	\$	19
\$0.83	\$	0.94	\$	74	\$	9
\$9.16	\$	10.36	\$	932	\$	167
\$9.16	\$	10.36	\$	3,098	\$	556
\$9.16	\$	10.36	\$	1,357	\$	244
\$2.53	\$	2.86	\$	69	\$	18
\$1.21	\$	1.37	\$	411	\$	48
\$0.56	\$	0.63	\$	59	\$	16
\$2.43	\$	2.74	\$	340	\$	39
\$9.54	\$	10.79	\$	-	\$	8

\$4,375,554 \$922,971

\$10.87	\$	12.29	\$	8,359	\$	968
\$9.54	\$	10.79	\$	673,445	\$	78,010

\$681,804 \$78,979

\$58.06	\$	65.67	\$	810	\$	273
\$1.12	\$	1.27	\$	163	\$	19
\$35.27	\$	39.89	\$	1,005	\$	265
\$89.68	\$	101.43	\$	9,636	\$	2,253
\$35.88	\$	40.58	\$	4,545	\$	1,073
\$66.09	\$	74.75	\$	7,026	\$	1,682
\$776.63	\$	878.38	\$	14,932	\$	3,492
\$212.82	\$	240.70	\$	286,495	\$	65,811
\$106.66	\$	120.63	\$	111,461	\$	25,603
\$388.31	\$	439.19	\$	326,757	\$	76,416
\$541.47	\$	612.41	\$	304,366	\$	70,552
\$714.10	\$	807.66	\$	5,452	\$	4,393
\$66.09	\$	74.75	\$	1,973	\$	723
\$155.36	\$	175.71	\$	107,362	\$	25,347
\$310.72	\$	351.43	\$	3,426	\$	2,990
\$77.86	\$	88.06	\$	67,630	\$	15,967
\$25.11	\$	28.40	\$	6,617	\$	1,563
\$108.73	\$	122.97	\$	205,853	\$	48,631
\$54.49	\$	61.63	\$	148,152	\$	34,996
\$49.15	\$	55.59	\$	19,401	\$	4,457
\$425.64	\$	481.40	\$	5,777	\$	1,327
\$286.17	\$	323.66	\$	197,705	\$	47,341
\$143.42	\$	162.20	\$	44,931	\$	10,760
\$89.68	\$	101.43	\$	15,722	\$	3,677
\$194.61	\$	220.10	\$	54,475	\$	12,739
\$271.36	\$	306.91	\$	27,468	\$	6,367
\$714.10	\$	807.66	\$	70,065	\$	15,302
\$45.13	\$	51.04	\$	842	\$	346
\$45.13	\$	51.04	\$	1,838	\$	348
\$46.69	\$	52.81	\$	3,514	\$	1,052
\$8.72	\$	9.86	\$	59	\$	43
\$38.88	\$	43.97	\$	844	\$	572

\$52.15	\$	58.98	\$	1,351	\$	389
\$26.04	\$	29.45	\$	471	\$	367
\$19.78	\$	22.37	\$	358	\$	279
\$28.11	\$	31.79	\$	1,526	\$	440
\$49.15	\$	55.59	\$	1,167	\$	868
\$52.15	\$	58.98	\$	708	\$	479
\$30.13	\$	34.08	\$	1,045	\$	431
\$35.88	\$	40.58	\$	835	\$	463
\$38.88	\$	43.97	\$	528	\$	426
\$28.11	\$	31.79	\$	382	\$	307
\$128.05	\$	144.83	\$	2,085	\$	1,416
\$572.34	\$	647.32	\$	2,330	\$	1,592
\$92.68	\$	104.82	\$	2,516	\$	1,870
\$69.09	\$	78.14	\$	1,055	\$	516
\$128.05	\$	144.83	\$	3,476	\$	2,806
\$125.05	\$	141.43	\$	6,365	\$	1,475
\$69.09	\$	78.14	\$	938	\$	818
\$128.05	\$	144.83	\$	2,607	\$	2,272
\$92.68	\$	104.82	\$	1,977	\$	1,089
\$357.88	\$	404.76	\$	1,417	\$	309
\$25.85	\$	29.24	\$	351	\$	75
\$1.65	\$	1.87	\$	45	\$	5
\$30.88	\$	34.93	\$	3,562	\$	662
\$4.85	\$	5.49	\$	2,194	\$	254
\$38.88	\$	43.97	\$	528	\$	460
\$6.75	\$	7.63	\$	806	\$	93
\$108.73	\$	122.97	\$	184	\$	44
\$28.11	\$	31.79	\$	382	\$	357
\$5.06	\$	5.72	\$	1,243	\$	144
\$212.82	\$	240.70	\$	4,188	\$	2,844
\$52.15	\$	58.98	\$	944	\$	760
\$9.03	\$	10.21	\$	3,632	\$	421
\$46.69	\$	52.81	\$	1,056	\$	854
\$10.12	\$	11.45	\$	929	\$	108
\$388.31	\$	439.19	\$	1,318	\$	1,233
\$11.25	\$	12.72	\$	1,751	\$	203
\$541.47	\$	612.41	\$	6,660	\$	3,249
\$30.85	\$	34.89	\$	785	\$	322
\$2.43	\$	2.75	\$	928	\$	107
\$48.93	\$	55.34	\$	21,998	\$	4,826
\$2.53	\$	2.86	\$	1,012	\$	117
\$29.10	\$	32.91	\$	4,344	\$	915
\$37.19	\$	42.07	\$	16,964	\$	3,572
\$74.39	\$	84.14	\$	1,010	\$	213
\$0.83	\$	0.94	\$	45	\$	5
\$2.43	\$	2.75	\$	136	\$	16
\$54.49	\$	61.63	\$	1,378	\$	413
\$49.15	\$	55.59	\$	1,031	\$	303
\$106.66	\$	120.63	\$	724	\$	677
\$194.61	\$	220.10	\$	2,641	\$	2,473
\$9.91	\$	11.21	\$	149	\$	50
\$0.82	\$	0.93	\$	1,358	\$	157
\$0.95	\$	1.07	\$	652	\$	76
\$1.10	\$	1.24	\$	3,172	\$	625
\$0.77	\$	0.87	\$	496	\$	57
\$0.56	\$	0.63	\$	245	\$	46
\$4.85	\$	5.49	\$	66	\$	8
\$0.16	\$	0.18	\$	170	\$	20
\$13.50	\$	15.27	\$	321	\$	37
\$7.17	\$	8.11	\$	389	\$	363
\$92.68	\$	104.82	\$	2,096	\$	1,693
\$	\$	-	\$	-	\$	-
				\$2,181,321	\$533,850	

\$	6.81	\$	817	\$	95	
\$	163.77	\$	15,394	\$	1,783	
\$	233.92	\$	6,082	\$	705	
\$	188.49	\$	37,887	\$	4,389	
\$	120.77	\$	22,705	\$	2,630	
\$	173.42	\$	28,267	\$	3,274	
\$	128.27	\$	87,607	\$	10,148	
\$	273.78	\$	55,578	\$	6,438	
\$	130.03	\$	1,560	\$	1,445	
\$	4.34	\$	40,482	\$	4,689	
\$	138.37	\$	1,660	\$	1,293	
\$	10.86	\$	36,243	\$	4,198	
\$	88.95	\$	7,825	\$	906	
\$	18.10	\$	38,853	\$	4,501	
\$	92.63	\$	24,085	\$	2,790	
\$	91.30	\$	616	\$	435	
\$	-	\$	-	\$	-	
				\$404,846	\$49,625	

\$	-	\$	517,453	\$	-	
				\$517,453.33	\$0.00	

\$ - \$ 3,986 \$ -

17,357

\$3,985.70 \$0.00

	Proposed Annual Revenue	Change in Revenue
Clallam Total	\$8,164,963.75	\$1,585,424.97
CityPA-M Total	\$525,408.91	\$73,287.56
	\$8,690,372.65	\$1,658,712.52
January 1 DF PT	\$ 267,965	\$ 686,241
Total Rev Req	\$8,958,338.00	\$2,344,953.62

Total PI	Diff From LG
13.10%	(727,209)

\$8,958,338.00
\$ 8,943,590.03
\$ 14,747.98

Service Code	Service Code Description	Tariff Rate 8/1/22 - 6/30/23	Tariff Rate 7/1/23 - 7/31/23	Tariff Page	Total Revenue	Average Customer
COMMERCIAL SERVICES		COMMERCIAL SERVICES				
COMMERCIAL GARBAGE		COMMERCIAL GARBAGE				
F2YD1W	2YD CONT 1X WEEKLY	\$185.41	\$185.41	35A	2,225 33010	1
F6YD1W	6YD CONT 1X WEEKLY SVC	\$470.45	\$470.45	36A	27,658 33010	5
F6YD2W	6YD CONT 2XWEEKLY SVC	\$940.91	\$940.91	36A	11,291 33010	1
FCP4YD1W	4 YD COMPACTOR 1X WK	\$692.84	\$692.84	38	8,432 33010	1
F3TC-COM	3 YD TEMP CONT PICKUP	\$56.85	\$56.85	35A	10,119 33010	15
F4TC-COM	4 YD TEMP CONT PICKUP	\$77.71	\$77.71	35A	4,973 33010	7
CLOCKWKLY	LOCK CHARGE-CONTAINER WKL	\$4.85	\$4.85	35A	175 33011	3
CGATE	GATE CHARGE	\$2.53	\$2.53	19	5 33011	1
R4YDRENTTD	4 YD TEMP CONT RENT DAILY	\$1.10	\$1.10	35A?	603 33010	2
TOTAL COMMERCIAL GARBAGE					\$65,480.65	30
DROP BOX SERVICES		DROP BOX SERVICES				
DROP BOX HAULS/RENTAL		DROP BOX HAULS/RENTAL				
CONNECTFEE	CONNECT/DISCONNECT	\$6.02	\$6.02	42	813 31010	11
CPHAUL20	20YD COMPACTOR-HAUL	\$144.80	\$144.80	42	4,489 31000	3
CPHAUL30	30YD COMPACTOR-HAUL	\$206.82	\$206.82	42	12,409 31000	3
RODEL	ROLL OFF-DELIVERY	\$166.66	\$166.66	39	6,833 31010	3
ROHAUL20	20YD ROLL OFF-HAUL	\$106.78	\$106.78	39	11,746 31000	9
ROHAUL20T	20YD ROLL OFF TEMP HAUL	\$153.33	\$153.33	39	3,987 31000	3
ROHAUL30	30YD ROLL OFF-HAUL	\$113.41	\$113.41	39	27,105 31000	20
ROHAUL30T	30YD ROLL OFF TEMP HAUL	\$242.07	\$242.07	39	16,461 31000	6
RORELOCATE	ROLL OFF RELOCATE	\$122.34	\$122.34	17	489 31010	2
RORENT20D	20YD ROLL OFF-DAILY RENT	\$9.60	\$9.60	39	6,144 31002	4
RORENT20M	20YD ROLL OFF-MNTHLY RENT	\$78.65	\$78.65	39	4,719 31002	5
RORENT30D	30YD ROLL OFF-DAILY RENT	\$16.00	\$16.00	39	14,352 31002	7
RORENT30M	30YD ROLL OFF-MNTHLY RENT	\$81.90	\$81.90	39	9,019 31002	9
ROWAIT	TIME/STANDBY CHARGE	\$80.72	\$80.72	29	121 31010	1
CPHAUL15	15YD COMPACTOR-HAUL	\$113.82	\$113.82	42	4,098 31000	2
CPHAUL25	25YD COMPACTOR-HAUL	\$167.16	\$167.16	42	1,503 31000	2
ROHAUL30CO	30YD CUST OWNED R/O HAUL	\$114.97	\$114.97	40	5,978 31000	4
TOTAL PASSTHROUGH DISPOSAL					\$130,264.79	40
PASSTHROUGH DISPOSAL		PASSTHROUGH DISPOSAL				
DISP	DISPOSAL FEE PER TON	\$144.99	\$144.99	34	252,841 31005	
TOTAL PASSTHROUGH DISPOSAL					\$252,840.83	
Service Charges		Service Charges				
FINCHG	LATE FEE	\$0.00	\$0.00	8	2,841 38000	
TOTAL SERVICE CHARGES					\$2,840.51	
ROMILL - W	ROLL OFF HAUL (MILL)	\$2,435.49	\$2,435.49	39	153,436 31020	1
ROMILL-C	ROLL OFF HAUL (MILL)	\$1,782.77	\$1,828.73	39	435,593 31020	1
TOTAL REVENUE					\$1,040,456.01	

True-Up	Total PI
1.48%	13.10%

August 1, 2022 - July 31, 2023

Service Code	Service Code Description	August 1, 2022 Rate	July 1, 2023 Rate		Aug-22	Sep-22	Oct-22	Nov-22	Dec-22
					Revenue	Revenue	Revenue	Revenue	Revenue
ROLL OFF HAUL (MILL)	ROMILL - W	\$ 2,334.24	\$ 2,334.24	39	\$ 9,336.96	\$ -	\$ 9,336.96	\$ 11,671.20	\$ -
ROLL OFF HAUL (MILL)	ROMILL-C	\$ 1,688.17	\$ 1,731.88	39	\$ 121,548.24	\$ 94,537.52	\$ 64,150.46	\$ 75,967.65	\$ 54,021.44
CITYPA-MROMILL - W	ROMILL - W ROLL OFF H	\$ 2,435.49	\$ 2,435.49	39	\$ 19,483.92	\$ 17,048.43	\$ 9,741.96	\$ 12,177.45	\$ 2,435.49
CITYPA-MROMILL-C	ROMILL-C ROLL OFF H	\$ 1,782.77	\$ 1,828.73	39	\$ 105,183.43	\$ 23,176.01	\$ 32,089.86	\$ 8,913.85	\$ 24,958.78

Jan-23	Feb-23	Mar-23	Apr-23	May-23	Jun-23	Jul-23	Total
Revenue	Revenue	Revenue	Revenue	Revenue	Revenue	Revenue	Revenue
\$ 11,671.20	\$ 21,008.16	\$ -	\$ 16,339.68	\$ 11,671.20	\$ 4,668.48	\$ 11,671.20	\$ 107,375.04
\$ 86,096.67	\$ 102,978.37	\$ 108,042.88	\$ 87,784.84	\$ 106,354.71	\$ 87,784.84	\$ 41,567.52	\$ 1,030,835.14
\$ 14,612.94	\$ 21,919.41	\$ 4,870.98	\$ 14,612.94	\$ 14,612.94	\$ 4,870.98	\$ 17,048.43	\$ 153,435.87
\$ 24,958.78	\$ 44,569.25	\$ 35,655.40	\$ 30,307.09	\$ 44,569.25	\$ 37,438.17	\$ 23,773.49	\$ 435,593.36

Aug-22	Sep-22	Oct-22	Nov-22
Customers	Customers	Customers	Customers
4	-	4	5
72	56	38	45
8	7	4	5
59	13	18	5

Dec-22	Jan-23	Feb-23	Mar-23	Apr-23	May-23	Jun-23	Jul-23	Total
-	5	9	-	7	5	2	5	46
32	51	61	64	52	63	52	24	610
1	6	9	2	6	6	2	7	63
14	14	25	20	17	25	21	13	244

	Increase per LG	True-Up Exp. JW-7R	Total PI
Garbage	15.96%	-0.02%	15.95%
		Revenue Requirement	
Proposed Tariff Rate	Proposed Annual Revenue	Change in Annual Revenue	
\$ 2,706.49	\$ 124,498.45	\$ 17,123.41	
\$ 1,957.39	\$ 1,194,009.00	\$ 163,173.86	
\$ 2,823.88	\$ 177,904.73	\$ 24,468.86	
\$ 2,120.36	\$ 517,368.54	\$ 81,775.18	
	2,013,780.72	286,541.31	

Diff From LG

4,261
(0)

Exh. JW-7R

Murrey's Disposal Co. Inc. G-09
 dba Olympic Disposal
 Proposed Clallam Rates Effective

11/1/2023

Exh. JW-7R

	Current Tariff Rate	Proposed Increase	New Rate Effective 11/1/2023
Item 50, Pg. 14			
Returned Check Charge	20.51	-	20.51
Item 51, Pg. 15			
Restart Fees	10.25	1.68	11.93
Item 52, Pg. 15			
Redelivery Fees, containers	30.85	5.07	35.92
Redelivery Fees, carts	20.51	3.37	23.88
Redelivery Fees, washing, up to 8yrds	30.85	5.07	35.92
Redelivery Fees, washing, over 8yrds	61.55	10.11	71.66
Item 55, Pg. 16A			
Oversized Container	6.53	1.07	7.60
Item 60, Pg. 16A			
Overtime charge per hr:	250.70	41.19	291.89
Minimum	250.70	41.19	291.89
Item 70, Pg. 17			
Return Trip:			
Cans	6.17	1.01	7.18
Drum	6.17	1.01	7.18
Bale	6.17	1.01	7.18
Litter receptacle	6.17	1.01	7.18
Drop Box	122.34	20.10	142.44
Container	9.91	1.63	11.54
Toter - 35 Gal	6.17	1.01	7.18
Toter - 60 Gal	6.17	1.01	7.18
Toter - 90 Gal	6.17	1.01	7.18
Recycling container	6.17	1.01	7.18
Item 80, pg 19			
Carry-Out:			
Residential:			
5-25 feet	1.65	0.27	1.92
25- plus add	0.83	0.14	0.97
Commercial:			
5-25 feet	1.65	0.27	1.92
25- plus add	0.83	0.14	0.97
Drive-in:			
125-250 feet	5.39	0.89	6.28
Commercial:			
125-250 feet	5.39	0.89	6.28
Locking/Unlocking Gates	1.12	0.18	1.30
Item 90, pg 20			
Stairs - each step	0.25	0.04	0.29
Overhead Obstruction	0.97	0.16	1.13
Sunken	0.97	0.16	1.13
Locking/Unlocking Gates	1.12	0.18	1.30
Item 100, Pg. 22			
Mini Can	18.50	3.04	21.54
1 Can Weekly	22.59	3.71	26.30
2 Can Weekly	34.58	5.68	40.26
3 Can Weekly	47.67	7.83	55.50
4 Can Weekly	62.13	10.21	72.34

11/1/2023

	Current Tariff Rate	Proposed Increase	New Rate Effective 11/1/2023
5 Can Weekly	73.73	12.11	85.84
35 Gal Weekly	27.48	4.51	31.99
60 Gal Weekly	35.73	5.87	41.60
96 Gal Weekly	47.05	7.73	54.78
1 Can EOW	14.12	2.32	16.44
35 Gal EOW	15.62	2.57	18.19
60 Gal EOW	20.18	3.32	23.50
96 Gal EOW	26.52	4.36	30.88

11/1/2023

	Current Tariff Rate	Proposed Increase	New Rate Effective 11/1/2023
1 Can Monthly	8.16	1.34	9.50
35 Gal Monthly	9.32	1.53	10.85
60 Gal Monthly	13.25	2.18	15.43
96 Gal Monthly	17.27	2.84	20.11
Recycling:	9.54	1.57	11.11
EOWR	10.87	1.79	12.66
Item 100, Pg. 22A			
Roll Out Service	0.56	0.09	0.65
Additional 5 feet	0.11	0.02	0.13
32 Gal Extra	7.62	1.25	8.87
Mini-Can Extra	7.62	1.25	8.87
35 Gal Extra	7.62	1.25	8.87
60 Gal Extra	7.62	1.25	8.87
96 Gal Extra	7.62	1.25	8.87
Bag	7.62	1.25	8.87
On-Call	9.16	1.50	10.66
Item 150, Pg. 28A			
Bulky Materials	30.88	5.07	35.95
Loose Material 1-4yd	30.88	5.07	35.95
Loose Material per Yard	30.88	5.07	35.95
Loose Material Min Charge	30.88	5.07	35.95
Loose Material Carry Charge	16.50	2.71	19.21
Item 160, Pg. 29			
Single Rear Drive Axle:			
Truck and Driver:			
Non-packer	52.65	8.65	61.30
Packer	58.06	9.54	67.60
RO	80.72	13.26	93.98
Each Extra Person:			
Non-packer	30.08	4.94	35.02
Packer	30.08	4.94	35.02
RO	30.08	4.94	35.02
Minimum Charge:			
Non-packer	52.65	8.65	61.30
Packer	58.06	9.54	67.60
RO	80.72	13.26	93.98
Tandem Rear Drive Axle:			
Truck and Driver:			
Non-packer	58.06	9.54	67.60
Packer	58.06	9.54	67.60
RO	80.72	13.26	93.98
Minimum Charge:			
Non-packer	30.08	4.94	35.02
Packer	30.08	4.94	35.02
RO	30.08	4.94	35.02
Minimum Charge:			
Non-packer	58.06	9.54	67.60
Packer	58.06	9.54	67.60
RO	80.72	13.26	93.98
Item 205, Pg. 31			
Roll-Out:			
Container	1.12	0.18	1.30

11/1/2023

	Current Tariff Rate	Proposed Increase	New Rate Effective 11/1/2023
Over 25 fee	0.16	0.03	0.19
Cart, Total	0.56	0.09	0.65
Over 25 fee	0.11	0.02	0.13
Item 207, Pg. 32A			
Excess Weight	30.96	5.09	36.05
Overfilled Container	30.88	5.07	35.95
Item 210, Pg. 33			
Washing:			
Per yard	3.51	0.58	4.09
Minimum, 6 yard	14.04	2.31	16.35
Steam Cleaning/Sanitizing:			
Per yard	4.01	0.66	4.67
Minimum, 6 yard	16.04	2.64	18.68
Redelivery:			
Up to 8 yard	30.85	5.07	35.92
Over 8 yard	61.55	10.11	71.66
Item 230, Pg. 34			
City of Port Angeles	195.42		195.42
Refrigerators	161.20		161.20
Environmental Fee	20.00		20.00
Item 240, Pg. 35A			
Permanent Container Rent:			
1 yard	5.06	0.83	5.89
1.5 yard	6.75	1.11	7.86
2 yard	9.03	1.48	10.51
3 yard	10.12	1.66	11.78
4 yard	11.25	1.85	13.10
6 yard	13.50	2.22	15.72
8 yard	15.75	2.59	18.34
Pickups:			
1 Yard	25.11	4.13	29.24
1.5 Yard	35.88	5.89	41.77
2 Yard	49.15	8.08	57.23
3 Yard	66.09	10.86	76.95
4 Yard	89.68	14.73	104.41
6 Yard	125.05	20.55	145.60
8 Yard	164.92	27.10	192.02
Special Pickups:			
1 Yard - Special	28.11	4.62	32.73
1.5 Yard - Special	38.88	6.39	45.27
2 Yard - Special	52.15	8.57	60.72
3 Yard - Special	69.09	11.35	80.44
4 Yard - Special	92.68	15.23	107.91
6 Yard - Special	128.05	21.04	149.09
8 Yard - Special	167.92	27.59	195.51
Temporary:			
Container Delivery:			
1 Yard - Temp	19.78	3.25	23.03
1.5 Yard - Temp	26.04	4.28	30.32
2 Yard - Temp	35.27	5.79	41.06
3 Yard - Temp	45.13	7.41	52.54
4 Yard - Temp	45.13	7.41	52.54
Pickups:			

11/1/2023

	Current Tariff Rate	Proposed Increase	New Rate Effective 11/1/2023
1 yard	30.13	4.95	35.08
1.5 yard	35.88	5.89	41.77
2 yard	46.69	7.67	54.36
3 yard	66.09	10.86	76.95
4 yard	89.68	14.73	104.41
Rent per Day:			
1 yard	0.56	0.09	0.65
1.5 yard	0.77	0.13	0.90
2 yard	0.82	0.13	0.95
3 yard	0.95	0.16	1.11

11/1/2023

	Current Tariff Rate	Proposed Increase	New Rate Effective 11/1/2023
4 yard	1.10	0.18	1.28
Rent per Month:			
1 yard	5.60	0.92	6.52
1.5 yard	7.70	1.27	8.97
2 yard	8.20	1.35	9.55
3 yard	9.50	1.56	11.06
4 yard	11.00	1.81	12.81
Overfilled:	28.44	4.67	33.11
Unlocking/Unlatching:	1.12	0.18	1.30
Item 240, Pg 35.5A			
35 Gal	6.72	1.10	7.82
35 Gal - Temp	8.72	1.43	10.15
60 Gal	8.59	1.41	10.00
60 Gal - Temp	11.59	1.90	13.49
96 Gal	11.30	1.86	13.16
96 Gal - Temp	14.30	2.35	16.65
Extra yard	30.88	5.07	35.95
Each Additional Unit	7.17	1.18	8.35
35 Gal - Minimum	29.10	4.78	33.88

Rate Increase	17.77%
---------------	--------

	Current Tariff Rate	Proposed Increase	New 11/1/2023 Rate
Item 55, Pg. 16			
Oversized Container	7.36	1.31	8.67
Item 60, Pg. 16			
Charge Per Hour	250.70	44.56	295.26
Minimum Charge	250.70	44.56	295.26
Item 100, Pg. 21			
Mini Can	18.38	3.27	21.65
1 Can Weekly	23.85	4.24	28.09
2 Can Weekly	35.32	6.28	41.60
3 Can Weekly	47.62	8.46	56.08
4 Can Weekly	59.89	10.65	70.54
5 Can Weekly	72.22	12.84	85.06
35 Gal Weekly	26.04	4.63	30.67
60 Gal Weekly	33.53	5.96	39.49
96 Gal Weekly	43.72	7.77	51.49
1 Can EOW	13.94	2.48	16.42
35 Gal EOW	15.31	2.72	18.03
60 Gal EOW	18.65	3.31	21.96
96 Gal EOW	24.68	4.39	29.07
1 Can Monthly	8.46	1.50	9.96
35 Gal Monthly	9.59	1.70	11.29
60 Gal Monthly	12.57	2.23	14.80
96 Gal Monthly	16.44	2.92	19.36
Recycling:	9.54	1.70	11.24
EOWR	10.87	1.93	12.80
Item 100, Pg. 21A			
Roll Out Service	0.56	0.05	0.61
Additional 5 feet	0.11	0.01	0.12
32 Gal Extra	7.81	1.39	9.20
Mini-Can Extra	7.81	1.39	9.20
35 Gal Extra	7.81	1.39	9.20
60 Gal Extra	7.81	1.39	9.20
95 Gal Extra	7.81	1.39	9.20
Bag	7.81	1.39	9.20
On-Call	8.46	1.50	9.96
Item 150, Pg. 28			
Bulky Items	32.36	5.75	38.11 (N)
Loose Material 1-4yd	28.08	4.99	33.07
Loose Material per Yard	28.08	4.99	33.07
Loose Material Min Charge	28.08	4.99	33.07
Loose Material Carry Charge	16.50	2.93	19.43
Item 207, Pg. 32			
Excess Weight	27.79	4.94	32.73
Overfilled Container	28.08	4.99	33.07

Rate Increase	17.77%
---------------	--------

	Current Tariff Rate	Proposed Increase	New 11/1/2023 Rate
Item 230, Pg. 34			
Jefferson County	161.20		161.20
Refrigerators	161.20		161.20
Environmental Fee	20.00		20.00
Item 240, Pg. 35			
1 Yard - Rent	5.06	0.90	5.96
1.5 Yard - Rent	6.75	1.20	7.95
2 Yard - Rent	9.02	1.60	10.62
3 Yard - Rent	10.12	1.80	11.92
4 Yard - Rent	11.25	2.00	13.25
6 Yard - Rent	13.50	2.40	15.90
1 Yard	23.37	4.15	27.52
1.5 Yard	32.78	5.83	38.61
2 Yard	45.78	8.14	53.92
3 Yard	60.17	10.70	70.87
4 Yard	82.02	14.58	96.60
6 Yard	123.65	21.98	145.63
1 Yard - Special	26.37	4.69	31.06
1.5 Yard - Special	35.78	6.36	42.14
2 Yard - Special	50.78	9.03	59.81
3 Yard - Special	63.17	11.23	74.40
4 Yard - Special	85.02	15.11	100.13
6 Yard - Special	129.65	23.04	152.69
1 Yard - Temp - Delivery	24.07	4.28	28.35
1.5 Yard - Temp - Delivery	31.65	5.63	37.28
2 Yard - Temp - Delivery	42.85	7.62	50.47
3 Yard - Temp - Delivery	45.13	8.02	53.15
4 Yard - Temp - Delivery	45.13	8.02	53.15
1 Yard - Temp	26.38	4.69	31.07
1.5 Yard - Temp	37.04	6.58	43.62
2 Yard - Temp	52.11	9.26	61.37
3 Yard - Temp	60.17	10.70	70.87
4 Yard - Temp	82.02	14.58	96.60
1 Yard - Temp - Rent Per Calendar Day	0.56	0.10	0.66
1.5 Yard - Temp - Rent Per Calendar Day	0.77	0.14	0.91
2 Yard - Temp - Rent Per Calendar Day	0.82	0.15	0.97
3 Yard - Temp - Rent Per Calendar Day	0.95	0.17	1.12
4 Yard - Temp - Rent Per Calendar Day	1.10	0.20	1.30
1 Yard - Temp - Rent Per Month	5.60	1.00	6.60
1.5 Yard - Temp - Rent Per Month	7.70	1.37	9.07
2 Yard - Temp - Rent Per Month	8.20	1.46	9.66
3 Yard - Temp - Rent Per Month	9.50	1.69	11.19
4 Yard - Temp - Rent Per Month	11.00	1.96	12.96
Overfilled Container	28.08	4.99	33.07
Unlocking/Latching:	1.12	0.18	1.30
Item 240, Pg 35.5			
35 Gal	6.27	1.11	7.38
35 Gal - Temp	9.27	1.65	10.92
60 Gal	7.98	1.42	9.40
60 Gal - Temp	10.98	1.95	12.93
96 Gal	10.45	1.86	12.31

11/1/2023

Rate Increase	17.77%
---------------	--------

Exh. JW-7R

	Current Tariff Rate	Proposed Increase	New 11/1/2023 Rate
96 Gal - Temp	13.45	2.39	15.84
Extra Yard	28.08	4.99	33.07
Additional Unit	7.70	1.37	9.07
35 Gal - Minimum	27.13	4.82	31.95
60 Gal - Minimum	34.67	6.16	40.83
96 Gal - Minimum	45.26	8.04	53.30
Unlocking/Latching:	2.52	0.41	2.93

Rate Increase	17.77%
---------------	--------

	Current Tariff Rate	Proposed Increase	New 11/1/2023 Rate
Item 245, Pg. 36			
32 Gal	5.71	1.01	6.72
32 Gal - Temp	7.71	1.37	9.08
2 Yard	45.78	8.14	53.92
3 Yard	60.17	10.70	70.87
4 Yard	82.02		82.02
6 Yard	123.65	21.98	145.63
		-	
Item 245, Pg. 36, Special/Temp			
2 Yard	50.78	9.03	59.81
3 Yard	65.17		65.17
4 Yard	87.02		87.02
6 Yard	129.65	23.04	152.69
		-	
Over-filled Container	28.08	4.99	33.07
		-	
Extra Unit	7.70		7.70
		-	
32 Gal - Minimum	24.85		24.85
		-	
Unlocking/Latching:	2.52		2.52
		-	
		-	

Line No.	(a)	(b)	(c)	(b) + (c)	(e)	(d) + (e)
		Historical	Revenue Change	Proforma	Add: Revenue Sensitive Taxes	Revenue Requirement
1	Operating Revenue	11,011,208	1,316,584	12,327,792	32,408	12,360,200
2	Operating Expenses	11,332,865		11,332,865	32,408	11,365,273
3	Operating Income	(321,657)		994,927		\$994,927
4						
5	Interest Expense	71,757		71,757		71,757
6	Income Tax Expense			193,866		193,866
7						
8	Net Income			729,304		729,304
9						
10	Operating Ratio	102.92%		91.93%		91.95%
11						
12	Revenue Requirement					
13		Historical Revenue	11,011,208		Revenue Increase before taxes	1,316,584
14		Rate Increase	1,348,992		Rev Sensitive Taxes	32,408
15		Revenue Requirement	12,360,200		Rate Increase	1,348,992
16			Percent Increase	12.25%		
17						
18	Capital Structure Financing Investment			Financing Cost		
19	Type	Percent	Amount	Cost of Capital	Weighted	Amount
20	Equity	50.77%	2,522,848	28.91%	14.68%	729,304
21	Debt	49.23%	2,445,983	2.93%	1.44%	71,757
22	Total	100.00%	4,968,831		16.12%	801,061
23						
24						
25	Operating Statistics		Before	After		
26			Income Tax	Income Tax		
27	Return on Investment		20.02%	16.12%		
28	Return on Equity		36.59%	28.91%		
29	Operating Ratio		91.93%	91.95%		
30	Profit Margin		8.07%	8.07%		
31	Final turnover		2.49	2.49		
32	Tax Rate		21.00%	21.00%		
33						
34						
35	Revenue Sensitive Taxes Charges					
36			Rate	Taxes		
37	B & O Tax		1.500%	22,006		
38	WUTC Fee		0.510%	7,482		
39	City Tax		0.000%	-		
40	Bad Debts		0.199%	2,920		
41	Revenue Sensitive		2.209%	32,408		
42						
43	Conversion Factor		89.74%			

Line No.	(a)	(b)	(c)	(b) + (c)	(d)	(e)	(d) + (e)	(f)
		Historical	Revenue Change	Proforma	Add: Revenue Sensitive Taxes	Revenue Requirement		
1	Operating Revenue	12,779,380	1,606,645	14,386,025	39,490	14,425,514		
2	Operating Expenses	13,244,033		13,244,033	39,490	13,283,523		
3	Operating Income	(464,654)		1,141,991		\$1,141,991		
4								
5	Interest Expense	75,931		75,931		75,931		
6	Income Tax Expense			223,873		223,873		
7								
8	Net Income			842,187		842,187		
9								
10	Operating Ratio	103.64%		92.06%		92.08%		
11								
12	Revenue Requirement							
13		Historical Revenue	12,779,380		Revenue Increase before taxes	1,606,645		
14		Rate Increase	1,646,135		Rev Sensitive Taxes	39,490		
15		Revenue Requirement	14,425,514		Rate Increase	1,646,135		
16			Percent Increase	12.88%				
17								
18	Capital Structure Financing Investment				Financing Cost			
19	Type	Percent	Amount	Cost of Capital	Weighted	Amount		
20	Equity	50.77%	2,669,627	31.55%	16.02%	842,187		
21	Debt	49.23%	2,588,290	2.93%	1.44%	75,931		
22	Total	100.00%	5,257,916		17.46%	918,119		
23								
24								
25	Operating Statistics		Before	After				
26			Income Tax	Income Tax				
27	Return on Investment		21.72%	17.46%				
28	Return on Equity		39.93%	31.55%				
29	Operating Ratio		92.06%	92.08%				
30	Profit Margin		7.94%	7.94%				
31	Final turnover		2.74	2.74				
32	Tax Rate		21.00%	21.00%				
33								
34								
35	Revenue Sensitive Taxes Charges							
36			Rate	Taxes				
37	B & O Tax		1.500%	26,815				
38	WUTC Fee		0.510%	9,117				
39	City Tax		0.000%	-				
40	Bad Debts		0.199%	3,558				
41	Revenue Sensitive		2.209%	39,490				
42								
43	Conversion Factor		89.87%					

Line No.	(a)	(b)	(b) + (c)		(e)	(d) + (e)
			Historical	Revenue Change		
1	Operating Revenue	1,768,172	275,614	2,043,785	6,667	2,050,452
2	Operating Expenses	1,911,168		1,911,168	6,667	1,917,835
3	Operating Income	(142,996)		132,617		\$132,617
4						
5	Interest Expense	4,175		4,175		4,175
6	Income Tax Expense			26,973		26,973
7						
8	Net Income			101,469		101,469
9						
10	Operating Ratio	108.09%		93.51%		93.53%
11						
12	Revenue Requirement					
13	Historical Revenue	1,768,172		Revenue Increase before taxes		275,614
14	Rate Increase	282,280		Rev Sensitive Taxes		6,667
15	Revenue Requirement	2,050,452		Rate Increase		282,280
16		Percent Increase		15.96%		
17						
18	Capital Structure Financing Investment			Financing Cost		
19	Type	Percent	Amount	Cost of Capital	Weighted	Amount
20	Equity	50.77%	146,779	69.13%	35.10%	101,469
21	Debt	49.23%	142,307	2.93%	1.44%	4,175
22	Total	100.00%	289,086		36.54%	105,644
23						
24						
25	Operating Statistics		Before	After		
26			Income Tax	Income Tax		
27	Return on Investment		45.87%	36.54%		
28	Return on Equity		87.51%	69.13%		
29	Operating Ratio		93.51%	93.53%		
30	Profit Margin		6.49%	6.49%		
31	Final turnover		7.09	7.09		
32	Tax Rate		21.00%	21.00%		
33						
34						
35	Revenue Sensitive Taxes Charges					
36			Rate	Taxes		
37	B & O Tax		1.500%	4,527		
38	WUTC Fee		0.510%	1,539		
39	City Tax		0.000%	-		
40	Bad Debts		0.199%	601		
41	Revenue Sensitive		2.209%	6,667		
42						
43	Conversion Factor		91.32%			

Line No.	(a)	(b) + (c)		(d) + (e)		
		(b) Historical	(c) Revenue Change	(d) Proforma	(e) Add: Revenue Sensitive Taxes	(f) Revenue Requirement
1	Operating Revenue	8,012,087	909,144	8,921,231	22,359	8,943,590
2	Operating Expenses	8,208,371		8,208,371	22,359	8,230,730
3	Operating Income	(196,284)		712,860		\$712,860
4						
5	Interest Expense	48,912		48,912		48,912
6	Income Tax Expense	-	139,429	139,429		139,429
7						
8	Net Income	(245,196)		524,519		524,519
9						
10	Operating Ratio	102.45%		92.01%		92.03%
11						
12	Revenue Requirement					
13		Historical Revenue	8,012,087	Revenue Increase before taxes		909,144
14		Rate Increase	931,504	Rev Sensitive Taxes		22,359
15		Revenue Requirement	8,943,590	Rate Increase		931,504
16			Percent Increase	11.63%		
17						
18	Capital Structure Financing Investment					
19		<u>Type</u>	<u>Percent</u>	<u>Amount</u>	<u>Cost of Capital</u>	<u>Weighted</u> <u>Amount</u>
20		Equity	50.77%	1,719,671	30.50%	15.49% 524,519
21		Debt	49.23%	1,667,276	2.93%	1.44% 48,912
22		Total	100.00%	3,386,947		16.93% 573,431
23						
24						
25	Operating Statistics					
26			Before	After		
27			Income Tax	Income Tax		
28		Return on Investment	21.05%	16.93%		
29		Return on Equity	38.61%	30.50%		
30		Operating Ratio	92.01%	92.03%		
31		Profit Margin	7.99%	7.99%		
32		Final turnover	2.64	2.64		
33		Tax Rate	21.00%	21.00%		
34						
35	Revenue Sensitive Taxes Charges					
36			Rate	Taxes		
37		B & O Tax	1.500%	15,183		
38		WUTC Fee	0.510%	5,162		
39		City Tax	0.000%	-		
40		Bad Debts	0.199%	2,014		
41		Revenue Sensitive	2.209%	22,359		
42						
43		Conversion Factor	89.82%			

Line No.	(a)	(b) + (c)		(e)	(d) + (e)
		(b) Historical	(c) Revenue Change		
1	Operating Revenue	7,390,058	463,484	7,853,541	7,864,928
2	Operating Expenses	7,234,258		7,234,258	7,245,645
3	Operating Income	155,799		619,283	\$619,283
4					
5	Interest Expense	39,857		39,857	39,857
6	Income Tax Expense			121,680	121,680
7					
8	Net Income			457,747	457,747
9					
10	Operating Ratio	97.89%		92.11%	92.13%
11					

Revenue Requirement			
Historical Revenue	7,390,058	Revenue Increase before taxes	463,484
Rate Increase	474,870	Rev Sensitive Taxes	11,387
Revenue Requirement	7,864,928	Rate Increase	474,870
Percent Increase	6.43%		

Capital Structure Financing Investment			Financing Cost		
Type	Percent	Amount	Cost of Capital	Weighted	Amount
Equity	50.77%	1,401,297	32.67%	16.59%	457,747
Debt	49.23%	1,358,602	2.93%	1.44%	39,857
Total	100.00%	2,759,899		18.03%	497,604

Operating Statistics	Before	After
	Income Tax	Income Tax
Return on Investment	22.44%	18.03%
Return on Equity	41.35%	32.67%
Operating Ratio	92.11%	92.13%
Profit Margin	7.89%	7.89%
Final turnover	2.85	2.85
Tax Rate	21.00%	21.00%

Revenue Sensitive Taxes Charges		
	Rate	Taxes
B & O Tax	1.500%	7,732
WUTC Fee	0.510%	2,629
City Tax	0.000%	-
Bad Debts	0.199%	1,026
Revenue Sensitive	2.209%	11,387
Conversion Factor	89.92%	

Line No.	(a)	(b)	(c)	(b) + (c)	(e)	(d) + (e)
		Historical	Revenue Change	Proforma	Add: Revenue Sensitive Taxes	Revenue Requirement
1	Operating Revenue	622,029	442,553	1,064,582	10,938	1,075,520
2	Operating Expenses	974,113		974,113	10,938	985,050
3	Operating Income	(352,084)		90,469		\$90,469
4						
5	Interest Expense	9,055		9,055		9,055
6	Income Tax Expense			17,097		17,097
7						
8	Net Income			64,317		64,317
9						
10	Operating Ratio	156.60%		91.50%		91.59%
11						
12	Revenue Requirement					
13		Historical Revenue	622,029		Revenue Increase before taxes	442,553
14		Rate Increase	453,491		Rev Sensitive Taxes	10,938
15		Revenue Requirement	1,075,520		Rate Increase	453,491
16			Percent Increase	72.91%		
17						
18	Capital Structure Financing Investment			Financing Cost		
19	Type	Percent	Amount	Cost of Capital	Weighted	Amount
20	Equity	50.77%	318,374	20.20%	10.26%	64,317
21	Debt	49.23%	308,674	2.93%	1.44%	9,055
22	Total	100.00%	627,048		11.70%	73,372
23						
24						
25	Operating Statistics		Before	After		
26			Income Tax	Income Tax		
27	Return on Investment		14.43%	11.70%		
28	Return on Equity		25.57%	20.20%		
29	Operating Ratio		91.50%	91.59%		
30	Profit Margin		8.50%	8.50%		
31	Final turnover		1.72	1.72		
32	Tax Rate		21.00%	21.00%		
33						
34						
35	Revenue Sensitive Taxes Charges					
36			Rate	Taxes		
37	B & O Tax		1.500%	7,427		
38	WUTC Fee		0.510%	2,525		
39	City Tax		0.000%	-		
40	Bad Debts		0.199%	985		
41	Revenue Sensitive		2.209%	10,938		
42						
43	Conversion Factor		89.38%			

Line No.	(a)	(b)	(c)	(b) + (c)	(d)	(e)	(d) + (e)	(f)
		Historical	Revenue Change	Proforma	Add: Revenue Sensitive Taxes	Revenue Requirement		
1	Operating Revenue	2,999,122	406,296	3,405,417	10,021	3,415,438		
2	Operating Expenses	3,124,494		3,124,494	10,021	3,134,515		
3	Operating Income	(125,373)		280,923		\$280,923		
4								
5	Interest Expense	22,845		22,845		22,845		
6	Income Tax Expense			54,197		54,197		
7								
8	Net Income			203,882		203,882		
9								
10	Operating Ratio	104.18%		91.75%		91.77%		
11								
12	Revenue Requirement							
13		Historical Revenue	2,999,122		Revenue Increase before taxes	406,296		
14		Rate Increase	416,316		Rev Sensitive Taxes	10,021		
15		Revenue Requirement	3,415,438		Rate Increase	416,316		
16			Percent Increase	13.88%				
17								
18	Capital Structure Financing Investment				Financing Cost			
19	Type	Percent	Amount	Cost of Capital	Weighted	Amount		
20	Equity	50.77%	803,177	25.38%	12.89%	203,882		
21	Debt	49.23%	778,707	2.93%	1.44%	22,845		
22	Total	100.00%	1,581,884		14.33%	226,727		
23								
24								
25	Operating Statistics		Before	After				
26			Income Tax	Income Tax				
27	Return on Investment		17.76%	14.33%				
28	Return on Equity		32.13%	25.38%				
29	Operating Ratio		91.75%	91.77%				
30	Profit Margin		8.25%	8.25%				
31	Final turnover		2.16	2.16				
32	Tax Rate		21.00%	21.00%				
33								
34								
35	Revenue Sensitive Taxes Charges							
36			Rate	Taxes				
37	B & O Tax		1.500%	6,804				
38	WUTC Fee		0.510%	2,314				
39	City Tax		0.000%	-				
40	Bad Debts		0.199%	903				
41	Revenue Sensitive		2.209%	10,021				
42								
43	Conversion Factor		89.57%					

Line No.	(a)	(b)	(c)	(b) + (c)	(d)	(e)	(d) + (e)	(f)
		Historical	Revenue Change	Proforma	Add: Revenue Sensitive Taxes	Revenue Requirement		
1	Operating Revenue	2,908,274	295,710	3,203,984	7,292	3,211,276		
2	Operating Expenses	2,940,459		2,940,459	7,292	2,947,751		
3	Operating Income	(32,185)		263,524		\$263,524		
4								
5	Interest Expense	21,051		21,051		21,051		
6	Income Tax Expense			50,920		50,920		
7								
8	Net Income			191,554		191,554		
9								
10	Operating Ratio	101.11%		91.78%		91.79%		
11								
12	Revenue Requirement							
13		Historical Revenue	2,908,274		Revenue Increase before taxes	295,710		
14		Rate Increase	303,001		Rev Sensitive Taxes	7,292		
15		Revenue Requirement	3,211,276		Rate Increase	303,001		
16			Percent Increase	10.42%				
17								
18	Capital Structure Financing Investment				Financing Cost			
19	Type	Percent	Amount	Cost of Capital	Weighted	Amount		
20	Equity	50.77%	740,106	25.88%	13.14%	191,554		
21	Debt	49.23%	717,557	2.93%	1.44%	21,051		
22	Total	100.00%	1,457,663		14.59%	212,605		
23								
24								
25	Operating Statistics		Before	After				
26			Income Tax	Income Tax				
27	Return on Investment		18.08%	14.59%				
28	Return on Equity		32.76%	25.88%				
29	Operating Ratio		91.78%	91.79%				
30	Profit Margin		8.22%	8.22%				
31	Final turnover		2.20	2.20				
32	Tax Rate		21.00%	21.00%				
33								
34								
35	Revenue Sensitive Taxes Charges							
36			Rate	Taxes				
37	B & O Tax		1.500%	4,951				
38	WUTC Fee		0.510%	1,683				
39	City Tax		0.000%	-				
40	Bad Debts		0.199%	657				
41	Revenue Sensitive		2.209%	7,292				
42								
43	Conversion Factor		89.58%					

Line No.	(a)	(b)	(c)	(b) + (c)	(d)	(e)	(d) + (e)	(f)
		Historical	Revenue Change	Proforma	Add: Revenue Sensitive Taxes	Revenue Requirement		
1	Operating Revenue	90,847	110,367	201,215	2,728	203,943		
2	Operating Expenses	184,035		184,035	2,728	186,763		
3	Operating Income	(93,188)		17,180		\$17,180		
4								
5	Interest Expense	1,794		1,794		1,794		
6	Income Tax Expense			3,231		3,231		
7								
8	Net Income			12,155		12,155		
9								
10	Operating Ratio	202.58%		91.46%		91.58%		
11								
12	Revenue Requirement							
13		Historical Revenue	90,847		Revenue Increase before taxes	110,367		
14		Rate Increase	113,096		Rev Sensitive Taxes	2,728		
15		Revenue Requirement	203,943		Rate Increase	113,096		
16			Percent Increase	124.49%				
17								
18	Capital Structure Financing Investment				Financing Cost			
19	Type	Percent	Amount	Cost of Capital	Weighted	Amount		
20	Equity	50.77%	63,071	19.27%	9.78%	12,155		
21	Debt	49.23%	61,149	2.93%	1.44%	1,794		
22	Total	100.00%	124,220		11.23%	13,949		
23								
24								
25	Operating Statistics		Before	After				
26			Income Tax	Income Tax				
27	Return on Investment		13.83%	11.23%				
28	Return on Equity		24.39%	19.27%				
29	Operating Ratio		91.46%	91.58%				
30	Profit Margin		8.54%	8.54%				
31	Final turnover		1.64	1.64				
32	Tax Rate		21.00%	21.00%				
33								
34								
35	Revenue Sensitive Taxes Charges							
36			Rate	Taxes				
37	B & O Tax		1.500%	1,852				
38	WUTC Fee		0.510%	630				
39	City Tax		0.000%	-				
40	Bad Debts		0.199%	246				
41	Revenue Sensitive		2.209%	2,728				
42								
43	Conversion Factor		89.37%					







Dump Fee Schedule

Clallam County:

Jefferson County:

Mill Volumes sent to 3rd Party Landfill (Cowlitz):






Total of Entries:	1,021,256.30	0.00	*pstd: P = Posted, U = Unposted, S = Staged, C:0
Num of Entries Shown:	273	273	*records limit: 10000

Full Account	Date	Amount USD	Amount CAD	Nat Currency	Journal Control Num
--------------	------	------------	------------	--------------	---------------------

[Redacted Table Content]					
--------------------------	--	--	--	--	--


Total of Entries:	1,021,256.30	0.00	*pstd: P = Posted, U = Unposted, S = Staged, C:0
Num of Entries Shown:	273	273	*records limit: 10000

Full Account	Date	Amount USD	Amount CAD	Nat Currency	Journal Control Num
--------------	------	------------	------------	--------------	---------------------



Total of Entries:	1,021,256.30	0.00	*pstd: P = Posted, U = Unposted, S = Staged, C:0
Num of Entries Shown:	273	273	*records limit: 10000

Full Account	Date	Amount USD	Amount CAD	Nat Currency	Journal Control Num
--------------	------	------------	------------	--------------	---------------------



Total of Entries:	1,021,256.30	0.00	*pstd: P = Posted, U = Unposted, S = Staged, C:0
Num of Entries Shown:	273	273	*records limit: 10000

Full Account	Date	Amount USD	Amount CAD	Nat Currency	Journal Control Num
--------------	------	------------	------------	--------------	---------------------

--	--	--	--	--	--

Journal Entry Query Tool

v.4.6

Designated Information is Confidential Per Protective Order in UTC Docket TG-230778

NOTE: Ctrl+Shift+L to pu
Exp: JW-7R

Total of Entries:	1,021,256.30	0.00	*pstd: P = Posted, U = Unposted, S = Staged, C:0
Num of Entries Shown:	273	273	*records limit: 10000

Full Account	Date	Amount USD	Amount CAD	Nat Currency	Journal Control Num
--------------	------	------------	------------	--------------	---------------------



Journal Entry Query Tool

v.4.6

Designated Information is Confidential Per Protective Order in UTC Docket TG-230778
all data

Exh. JW-7R

Date Range:

From: 2023-03
To: 2024-02

Districts: 2112
Accts: 52142
System:
Subsystem:

Total of Entries: = I/C Unposted, -1 = Hanging out there.
Num of Entries Shown:

Full Account	Psted*	Journal Description	User	R/Type	Vendor Code	One Time Vendor
--------------	--------	---------------------	------	--------	-------------	-----------------

[Redacted Content]						
--------------------	--	--	--	--	--	--

Journal Entry Query Tool

v.4.6

Designated Information is Confidential Per Protective Order in UTC Docket TG-230778
all data

Exh. JW-7R

Date Range:

From: 2023-03

To: 2024-02

Districts: 2112

Accts: 52142


System:

Subsystem:

Total of Entries: = I/C Unposted, -1 = Hanging out there.

Num of Entries Shown:

Full Account	Psted*	Journal Description	User	R/Type	Vendor Code	One Time Vendor
--------------	--------	---------------------	------	--------	-------------	-----------------



Journal Entry Query Tool

v.4.6

Designated Information is Confidential Per Protective Order in UTC Docket TG-230778
all data

Exh. JW-7R

Date Range:

From: 2023-03
To: 2024-02

Districts: 2112
Accts: 52142
System:
Subsystem:

Total of Entries: = I/C Unposted, -1 = Hanging out there.
Num of Entries Shown:

Full Account	Psted*	Journal Description	User	R/Type	Vendor Code	One Time Vendor
--------------	--------	---------------------	------	--------	-------------	-----------------

[Redacted Content]						
--------------------	--	--	--	--	--	--

Journal Entry Query Tool

v.4.6

Designated Information is Confidential Per Protective Order in UTC Docket TG-230778
all data

Exh. JW-7R

Date Range:

From: 2023-03
To: 2024-02

Districts: 2112
Accts: 52142
System:
Subsystem:

Total of Entries: = I/C Unposted, -1 = Hanging out there.
Num of Entries Shown:

Full Account	Psted*	Journal Description	User	R/Type	Vendor Code	One Time Vendor
--------------	--------	---------------------	------	--------	-------------	-----------------

[Redacted Content]						
--------------------	--	--	--	--	--	--

Journal Entry Query Tool

v.4.6

Designated Information is Confidential Per Protective Order in UTC Docket TG-230778
all data

Exh. JW-7R

Date Range:

From: 2023-03

To: 2024-02

Districts: 2112

Accts: 52142

System:

Subsystem:

Total of Entries: = I/C Unposted, -1 = Hanging out there.

Num of Entries Shown:

Full Account	Psted*	Journal Description	User	R/Type	Vendor Code	One Time Vendor
--------------	--------	---------------------	------	--------	-------------	-----------------

[Redacted Content]						
--------------------	--	--	--	--	--	--

Other Criteria

Vendor Code:
Amount From:
Amount To:
Posting: All

Total of Entries:
Num of Entries Shown:

Full Account	Further Descriptio	Date	Doc	Doc Desc	Doc Ctrl Num
--------------	--------------------	------	-----	----------	--------------

[Redacted Content]					
--------------------	--	--	--	--	--

Other Criteria

Vendor Code:
Amount From:
Amount To:
Posting: All

Total of Entries:
Num of Entries Shown:

Full Account	Further Descriptio	Date	Doc	Doc Desc	Doc Ctrl Num
--------------	--------------------	------	-----	----------	--------------

[Redacted Content]					
--------------------	--	--	--	--	--

Other Criteria

Vendor Code:
Amount From:
Amount To:
Posting: All

Total of Entries:
Num of Entries Shown:

Full Account	Further Descriptio	Date Doc	Doc Desc	Doc Ctrl Num
--------------	--------------------	----------	----------	--------------

[Redacted Content]				
--------------------	--	--	--	--

Other Criteria

Vendor Code:
Amount From:
Amount To:
Posting: All

Total of Entries:
Num of Entries Shown:

Full Account	Further Descriptio	Date	Doc	Doc Desc	Doc Ctrl Num
[Redacted Content]					

Other Criteria

Vendor Code:
Amount From:
Amount To:
Posting: All

Total of Entries:
Num of Entries Shown:

Full Account	Further Descriptio	Date	Doc	Doc Desc	Doc Ctrl Num

Total of Entries:
Num of Entries Shown:

Full Account	Po Ctrl Num	Vendor Order Num	Ticket Num	Document 2	Document 1
--------------	-------------	------------------	------------	------------	------------

[Redacted Content]					
--------------------	--	--	--	--	--

Total of Entries:
Num of Entries Shown:

Full Account	Po Ctrl Num	Vendor Order Num	Ticket Num	Document 2	Document 1
--------------	-------------	------------------	------------	------------	------------

[Redacted Content]					
--------------------	--	--	--	--	--

Total of Entries:
Num of Entries Shown:

Full Account	Po Ctrl Num	Vendor Order Num	Ticket Num	Document 2	Document 1
--------------	-------------	------------------	------------	------------	------------

[Redacted Content]					
--------------------	--	--	--	--	--

Total of Entries:
Num of Entries Shown:

Full Account	Po Ctrl Num	Vendor Order Num	Ticket Num	Document 2	Document 1
--------------	-------------	------------------	------------	------------	------------

[Redacted Content]					
--------------------	--	--	--	--	--

Total of Entries:
Num of Entries Shown:


Full Account	Po Ctrl Num	Vendor Order Num	Ticket Num	Document 2	Document 1
--------------	-------------	------------------	------------	------------	------------

--	--	--	--	--	--

Total of Entries:
Num of Entries Shown:

Full Account Class Code Date Entered Date Posted Amt Net Date Due Database


Not included in print range



Total of Entries:
Num of Entries Shown:

Full Account Class Code Date Entered Date Posted Amt Net Date Due Database


Not included in print range



Total of Entries:
Num of Entries Shown:

Full Account Class Code Date Entered Date Posted Amt Net Date Due Database


Not included in print range



Total of Entries:
Num of Entries Shown:

Full Account Class Code Date Entered Date Posted Amt Net Date Due Database

Not included in print range



Total of Entries:
Num of Entries Shown:

Full Account	Reversing Flag	Hold Flag	Recurring Flag	Repeating Flag	Type Flag	Posted Flag	Seg1	Seg2	Seg3
--------------	----------------	-----------	----------------	----------------	-----------	-------------	------	------	------

[Redacted Content]									
--------------------	--	--	--	--	--	--	--	--	--

Total of Entries:
Num of Entries Shown:

Full Account	Reversing Flag	Hold Flag	Recurring Flag	Repeating Flag	Type Flag	Posted Flag	Seg1	Seg2	Seg3
--------------	----------------	-----------	----------------	----------------	-----------	-------------	------	------	------

[Redacted Content]									
--------------------	--	--	--	--	--	--	--	--	--

Total of Entries:
Num of Entries Shown:

Full Account	Reversing Flag	Hold Flag	Recurring Flag	Repeating Flag	Type Flag	Posted Flag	Seg1	Seg2	Seg3
--------------	----------------	-----------	----------------	----------------	-----------	-------------	------	------	------

[Redacted Content]									
--------------------	--	--	--	--	--	--	--	--	--

Total of Entries:
Num of Entries Shown:

Full Account	Reversing Flag	Hold Flag	Recurring Flag	Repeating Flag	Type Flag	Posted Flag	Seg1	Seg2	Seg3
--------------	----------------	-----------	----------------	----------------	-----------	-------------	------	------	------

[Redacted Content]									
--------------------	--	--	--	--	--	--	--	--	--

Total of Entries:
Num of Entries Shown:

Full Account	Reversing Flag	Hold Flag	Recurring Flag	Repeating Flag	Type Flag	Posted Flag	Seg1	Seg2	Seg3
--------------	----------------	-----------	----------------	----------------	-----------	-------------	------	------	------

--	--	--	--	--	--	--	--	--	--

Total of Entries:
Num of Entries Shown:

Full Account	Seg4	Staged_RefCode	Staged_DocRef	Staged Year Month	Staged District	VO Number
--------------	------	----------------	---------------	-------------------	-----------------	-----------

[Redacted Content]						
--------------------	--	--	--	--	--	--

Total of Entries:
Num of Entries Shown:

Full Account	Seg4	Staged_RefCode	Staged_DocRef	Staged Year Month	Staged District	VO Number
--------------	------	----------------	---------------	-------------------	-----------------	-----------

[Redacted Content]						
--------------------	--	--	--	--	--	--

Total of Entries:
Num of Entries Shown:

Full Account	Seg4	Staged_RefCode	Staged_DocRef	Staged Year Month	Staged District	VO Number
--------------	------	----------------	---------------	-------------------	-----------------	-----------

[Redacted Content]						
--------------------	--	--	--	--	--	--

Total of Entries:
Num of Entries Shown:

Full Account	Seg4	Staged_RefCode	Staged_DocRef	Staged Year Month	Staged District	VO Number
--------------	------	----------------	---------------	-------------------	-----------------	-----------

[Redacted Content]						
--------------------	--	--	--	--	--	--

Total of Entries:
Num of Entries Shown:


Full Account	Seg4	Staged_RefCode	Staged_DocRef	Staged Year Month	Staged District	VO Number
--------------	------	----------------	---------------	-------------------	-----------------	-----------

[Redacted Data]						
-----------------	--	--	--	--	--	--

Total of Entries:

Num of Entries Shown:

Full Account



Total of Entries:


Num of Entries Shown:

Full Account

Total of Entries:

Num of Entries Shown:

Full Account



Total of Entries:

Num of Entries Shown:


Full Account

Stat Entry - Trend (source in row)

Part of Original

Stat Acct, Desc, or Group: 98425 (Defaults to all)
 Districts / Groupings: 2112 (Defaults to your districts if blank)
 LOB: (Defaults to all)
 Sbst: (Defaults to all)
 Source: Act (Defaults to all)
 Show Only Stats with Data: True
 12 Mths From: 2022-08 (Required. YYYY-MM Format)


Stat Acct/C	Account/Stat Name	Dist	LOB	Sbst	Last Entered	Entered By	Source	2022-08	2022-09
98425	Diesel Fuel Volume	2112	000	00	8/6/2023	Adamb	Act	21,649	20,768
End of List									




Filing. Ignore for settlement. See 52142-JE Query-Fuel and Fuel Adj tabs for updated calculation

Note: All inputs from this input form are applied at the first of the month.

2022-10	2022-11	2022-12	2023-01	2023-02	2023-03	2023-04	2023-05	2023-06	2023-07	Save Results
20,076	18,192	16,047	18,763	16,989	20,246	17,894	21,198	20,698	18,503	







Region	District	District Name	Fuel Type	Vendor	POItemMonth	ReceiptDate

Pull-> OK!: ReportRange Formula OK [jAction{}] > jFocus is ready.
 OK!: ReportRun Formula OK [jAction{}] > jFreezePanels is ready.

Inv. Date From 2023-03

Region	District	District Name	Fuel Type	Vendor Name	PO Month	Receipt Date





Invoice Date	Units	Price Per Unit	Price Paid	InvoiceTotal	InvoiceSeqNum	hlink:ViewInvoice	InvoiceNum	elDetailDistr
			\$ -		\$ -			

2112,Inactive

2



2024


OK!: ReportRun Formula OK [jActic Last run:

3/18/2024 18:44

Total Units	Avg Per Unit	Total Price
-------------	--------------	-------------

Invoice Date	Units	Price Per Unit	Extended Total	Inv. Total	Variance	Inv. Number	Fuel Dist.







CardholderName

N/A



Cardholder Name





CURRENT FUEL INDEX (Western Company) - Tacoma

CURRENT FUEL INDEX (Eastern Company) - Spokane

Proposed Effective Date	Billing Period		
	1-Month	2-Month	3-Month
July 1, 2005	2.18762	2.32759	2.36821
August 1, 2005	2.21495	2.20129	2.29004
September 1, 2005	2.38960	2.30228	2.26406
October 1, 2005	2.63320	2.51140	2.41258
November 1, 2005	2.84188	2.73754	2.62156
December 1, 2005	3.10730	2.97459	2.86079
January 1, 2006	2.57082	2.83906	2.84000
February 1, 2006	2.34275	2.45679	2.67362
March 1, 2006	2.46056	2.40166	2.45804
April 1, 2006	2.38763	2.42409	2.39698
May 1, 2006	2.62010	2.50386	2.48943
June 1, 2006	2.75428	2.68719	2.58733
July 1, 2006	3.08356	2.91892	2.81931
August 1, 2006	2.81280	2.94818	2.88355
September 1, 2006	2.96928	2.89104	2.95521
October 1, 2006	3.28952	3.12940	3.02387
November 1, 2006	2.74645	3.01799	3.00175
December 1, 2006	2.44558	2.59602	2.82718
January 1, 2007	2.75957	2.60257	2.65053
February 1, 2007	2.82093	2.79025	2.67536
March 1, 2007	2.42424	2.62258	2.66824
April 1, 2007	2.57873	2.50148	2.60797
May 1, 2007	2.60824	2.59349	2.53707
June 1, 2007	2.78608	2.69716	2.65768
July 1, 2007	2.78976	2.78792	2.72803
August 1, 2007	2.76567	2.77771	2.78050
September 1, 2007	2.89649	2.83108	2.81730
October 1, 2007	2.84877	2.87263	2.83697
November 1, 2007	2.91718	2.88298	2.88748
December 1, 2007	3.32281	3.12000	3.02959
January 1, 2008	3.45495	3.38888	3.23165
February 1, 2008	3.19668	3.32582	3.32481
March 1, 2008	3.14284	3.16976	3.26482
April 1, 2008	3.40133	3.27208	3.24695
May 1, 2008	3.83366	3.61749	3.45928
June 1, 2008	4.11486	3.97426	3.78328
July 1, 2008	4.47611	4.29548	4.14154
August 1, 2008	4.52842	4.50226	4.37313
September 1, 2008	4.62210	4.57526	4.54221
October 1, 2008	4.07800	4.35005	4.40951
November 1, 2008	3.73986	3.90893	4.14666
December 1, 2008	3.07086	3.40536	3.62957
January 1, 2009	2.57319	2.82202	3.12797
February 1, 2009	2.00092	2.28705	2.54832
March 1, 2009	2.20957	2.10525	2.26123
April 1, 2009	1.97201	2.09079	2.06084
May 1, 2009	1.90359	1.93780	2.02839
June 1, 2009	2.20922	2.05640	2.02827
July 1, 2009	2.26277	2.23600	2.12519
August 1, 2009	2.50816	2.38547	2.32672
September 1, 2009	2.34581	2.42699	2.37225
October 1, 2009	2.59267	2.46924	2.48221
November 1, 2009	2.67126	2.63196	2.53658
December 1, 2009	2.67184	2.67155	2.64526
January 1, 2010	2.69319	2.68252	2.67876
February 1, 2010	2.62868	2.66093	2.66457
March 1, 2010	2.72050	2.67459	2.68079
April 1, 2010	2.68429	2.70240	2.67783
May 1, 2010	2.85411	2.76920	2.75297
June 1, 2010	3.15737	3.00574	2.89859
July 1, 2010	2.89839	3.02788	2.96996
August 1, 2010	2.85092	2.87466	2.96890
September 1, 2010	2.76050	2.80571	2.83660
October 1, 2010	2.96001	2.86025	2.85714
November 1, 2010	3.12101	3.04051	2.94717

Proposed Effective Date	Billing Period		
	1-Month	2-Month	3-Month
July 1, 2005	2.21272	2.37066	2.42335
August 1, 2005	2.21623	2.21447	2.31918
September 1, 2005	2.45718	2.33670	2.29537
October 1, 2005	2.75556	2.60637	2.47632
November 1, 2005	3.12430	2.93993	2.77901
December 1, 2005	3.30285	3.21358	3.06090
January 1, 2006	2.81798	3.06042	3.08171
February 1, 2006	2.45098	2.63448	2.85727
March 1, 2006	2.55598	2.50348	2.60831
April 1, 2006	2.48798	2.52198	2.49831
May 1, 2006	2.71468	2.60133	2.58621
June 1, 2006	2.79205	2.75336	2.66490
July 1, 2006	3.12288	2.95747	2.87654
August 1, 2006	3.02128	3.07208	2.97874
September 1, 2006	3.06443	3.04285	3.06953
October 1, 2006	3.39800	3.23121	3.16123
November 1, 2006	3.03305	3.21553	3.16516
December 1, 2006	2.56168	2.79737	2.99758
January 1, 2007	2.89968	2.73068	2.83147
February 1, 2007	2.97503	2.93736	2.81213
March 1, 2007	2.61805	2.79654	2.83092
April 1, 2007	2.64158	2.62981	2.74489
May 1, 2007	2.79326	2.71742	2.68429
June 1, 2007	3.00129	2.89727	2.81204
July 1, 2007	2.90154	2.95142	2.89870
August 1, 2007	2.84936	2.87545	2.91740
September 1, 2007	3.02757	2.93847	2.92616
October 1, 2007	3.00878	3.01817	2.96190
November 1, 2007	3.04943	3.02910	3.02859
December 1, 2007	3.49815	3.27379	3.18545
January 1, 2008	3.69386	3.59601	3.41381
February 1, 2008	3.33721	3.51554	3.50974
March 1, 2008	3.28135	3.30928	3.43748
April 1, 2008	3.49424	3.38780	3.37094
May 1, 2008	3.97938	3.73681	3.58499
June 1, 2008	4.20087	4.09013	3.89150
July 1, 2008	4.53585	4.36836	4.23870
August 1, 2008	4.58359	4.55972	4.44010
September 1, 2008	4.77815	4.68087	4.63253
October 1, 2008	4.34663	4.56239	4.56946
November 1, 2008	3.98472	4.16568	4.36983
December 1, 2008	3.32533	3.65502	3.88556
January 1, 2009	2.77577	3.05055	3.36194
February 1, 2009	2.14812	2.46195	2.74974
March 1, 2009	2.42030	2.28421	2.44806
April 1, 2009	2.15277	2.28653	2.24040
May 1, 2009	1.97369	2.06323	2.18225
June 1, 2009	2.38553	2.17961	2.17066
July 1, 2009	2.31357	2.34955	2.22426
August 1, 2009	2.55989	2.43673	2.41966
September 1, 2009	2.43007	2.49498	2.43451
October 1, 2009	2.69263	2.56135	2.56086
November 1, 2009	2.75808	2.72535	2.62693
December 1, 2009	2.84567	2.80187	2.76546
January 1, 2010	2.87763	2.86165	2.82712
February 1, 2010	2.70395	2.79079	2.80908
March 1, 2010	2.81001	2.75698	2.79720
April 1, 2010	2.77966	2.79484	2.76454
May 1, 2010	3.02541	2.90253	2.87169
June 1, 2010	3.24530	3.13536	3.01679
July 1, 2010	3.02611	3.13571	3.09894
August 1, 2010	2.93787	2.98199	3.06976
September 1, 2010	2.90024	2.91905	2.95474
October 1, 2010	3.05312	2.97668	2.96374
November 1, 2010	3.17068	3.11190	3.04135

December 1, 2010	3.22057	3.17079	3.10053	December 1, 2010	3.40254	3.28661	3.20878
January 1, 2011	3.11427	3.16742	3.15195	January 1, 2011	3.42178	3.41216	3.33167
February 1, 2011	3.17302	3.14365	3.16929	February 1, 2011	3.37126	3.39652	3.39852
March 1, 2011	3.26740	3.22021	3.18490	March 1, 2011	3.36729	3.36927	3.38677
April 1, 2011	3.46922	3.36831	3.30321	April 1, 2011	3.58866	3.47798	3.44240
May 1, 2011	3.87531	3.67227	3.53731	May 1, 2011	4.06600	3.82733	3.67398
June 1, 2011	4.05767	3.96649	3.80073	June 1, 2011	4.23917	4.15259	3.96461
July 1, 2011	4.01684	4.03725	3.98327	July 1, 2011	4.12861	4.18389	4.14460
August 1, 2011	3.72452	3.87068	3.93301	August 1, 2011	3.84773	3.98817	4.07184
September 1, 2011	3.72281	3.72367	3.82139	September 1, 2011	3.88215	3.86494	3.95283
October 1, 2011	3.76016	3.74149	3.73583	October 1, 2011	4.05006	3.96611	3.92665
November 1, 2011	3.79539	3.77777	3.75945	November 1, 2011	4.04400	4.04703	3.99207
December 1, 2011	3.87706	3.83622	3.81087	December 1, 2011	4.00632	4.02516	4.03346
January 1, 2012	3.85749	3.86728	3.84331	January 1, 2012	4.09895	4.05263	4.04976
February 1, 2012	3.58514	3.72132	3.77323	February 1, 2012	3.76039	3.92967	3.95522
March 1, 2012	3.68722	3.63618	3.70995	March 1, 2012	3.77851	3.76945	3.87928
April 1, 2012	3.94207	3.81465	3.73815	April 1, 2012	3.94569	3.86210	3.82820
May 1, 2012	4.21975	4.08091	3.94968	May 1, 2012	4.22727	4.08648	3.98382
June 1, 2012	4.22452	4.22213	4.12878	June 1, 2012	4.19792	4.21259	4.12362
July 1, 2012	4.03655	4.13054	4.16027	July 1, 2012	4.15480	4.17636	4.19333
August 1, 2012	3.37843	3.70749	3.87983	August 1, 2012	3.64693	3.90087	3.99988
September 1, 2012	3.59621	3.48732	3.67040	September 1, 2012	3.75593	3.70143	3.85255
October 1, 2012	4.02061	3.80841	3.66508	October 1, 2012	4.22163	3.98878	3.87483
November 1, 2012	4.01796	4.01929	3.87826	November 1, 2012	4.22075	4.22119	4.06610
December 1, 2012	3.86264	3.94030	3.96707	December 1, 2012	4.10471	4.16273	4.18236
January 1, 2013	3.86359	3.86311	3.91473	January 1, 2013	4.01030	4.05750	4.11192
February 1, 2013	3.60327	3.73343	3.77650	February 1, 2013	3.66275	3.83653	3.92592
March 1, 2013	3.69090	3.64709	3.71925	March 1, 2013	3.58709	3.62492	3.75338
April 1, 2013	3.93894	3.81492	3.74437	April 1, 2013	4.00591	3.79650	3.75192
May 1, 2013	3.74958	3.84426	3.79314	May 1, 2013	3.97500	3.99045	3.85600
June 1, 2013	3.68477	3.71718	3.79110	June 1, 2013	3.79795	3.88647	3.92629
July 1, 2013	3.74966	3.71722	3.72800	July 1, 2013	3.89028	3.84411	3.88774
August 1, 2013	3.56784	3.65875	3.66742	August 1, 2013	3.89480	3.89254	3.86101
September 1, 2013	3.67738	3.62261	3.66496	September 1, 2013	3.84721	3.87101	3.87743
October 1, 2013	3.71540	3.69639	3.65354	October 1, 2013	3.90451	3.87586	3.88218
November 1, 2013	3.75655	3.73598	3.71645	November 1, 2013	3.96875	3.93663	3.90683
December 1, 2013	3.75942	3.75798	3.74379	December 1, 2013	3.91891	3.94383	3.93072
January 1, 2014	3.57128	3.66535	3.69575	January 1, 2014	3.71195	3.81543	3.86654
February 1, 2014	3.61969	3.59548	3.65013	February 1, 2014	3.74919	3.73057	3.79335
March 1, 2014	3.58340	3.60154	3.59146	March 1, 2014	3.73067	3.73993	3.73060
April 1, 2014	3.64983	3.61662	3.61764	April 1, 2014	3.84818	3.78942	3.77601
May 1, 2014	3.67863	3.66423	3.63729	May 1, 2014	3.93506	3.89162	3.83797
June 1, 2014	3.66418	3.67141	3.66421	June 1, 2014	3.88305	3.90906	3.88876
July 1, 2014	3.69511	3.67965	3.67931	July 1, 2014	3.86868	3.87587	3.89560
August 1, 2014	3.75907	3.72709	3.70612	August 1, 2014	3.90411	3.88639	3.88528
September 1, 2014	3.60797	3.68352	3.68739	September 1, 2014	3.75369	3.82890	3.84216
October 1, 2014	3.66949	3.63873	3.67884	October 1, 2014	3.79426	3.77398	3.81735
November 1, 2014	3.71785	3.69367	3.66510	November 1, 2014	3.86040	3.82733	3.80278
December 1, 2014	3.30109	3.50947	3.56281	December 1, 2014	3.48872	3.67456	3.71446
January 1, 2015	3.23758	3.26934	3.41884	January 1, 2015	3.44281	3.46576	3.59731
February 1, 2015	2.63009	2.93384	3.05625	February 1, 2015	2.74636	3.09459	3.22596
March 1, 2015	2.22346	2.42678	2.69705	March 1, 2015	2.25144	2.49890	2.81354
April 1, 2015	2.58669	2.40508	2.48008	April 1, 2015	2.55047	2.40095	2.51609
May 1, 2015	2.47339	2.53004	2.42785	May 1, 2015	2.59701	2.57374	2.46631
June 1, 2015	2.55247	2.51293	2.53752	June 1, 2015	2.50834	2.55268	2.55194
July 1, 2015	2.85273	2.70260	2.62620	July 1, 2015	2.88655	2.69744	2.66397
August 1, 2015	2.83280	2.84277	2.74600	August 1, 2015	2.96462	2.92558	2.78650
September 1, 2015	2.56910	2.70095	2.75154	September 1, 2015	2.81592	2.89027	2.88903
October 1, 2015	2.20065	2.38488	2.53419	October 1, 2015	2.39133	2.60363	2.72396
November 1, 2015	2.26292	2.23179	2.34423	November 1, 2015	2.33618	2.36375	2.51448
December 1, 2015	2.22739	2.24515	2.23032	December 1, 2015	2.35103	2.34360	2.35951
January 1, 2016	2.13428	2.18083	2.20820	January 1, 2016	2.34103	2.34603	2.34275
February 1, 2016	1.82002	1.97715	2.06056	February 1, 2016	1.95605	2.14854	2.21604
March 1, 2016	2.23000	2.02501	2.06143	March 1, 2016	2.23000	2.09302	2.17569
April 1, 2016	2.06700	2.14850	2.03901	April 1, 2016	2.06700	2.14850	2.08435
May 1, 2016	2.15200	2.10950	2.14967	May 1, 2016	2.15200	2.10950	2.14967
June 1, 2016	2.22800	2.19000	2.14900	June 1, 2016	2.22800	2.19000	2.14900
July 1, 2016	2.44300	2.33550	2.27433	July 1, 2016	2.44300	2.33550	2.27433
August 1, 2016	2.60400	2.52350	2.42500	August 1, 2016	2.60400	2.52350	2.42500
September 1, 2016	2.57500	2.58950	2.54067	September 1, 2016	2.57500	2.58950	2.54067
October 1, 2016	2.48800	2.53150	2.55567	October 1, 2016	2.48800	2.53150	2.55567
November 1, 2016	2.53900	2.51350	2.53400	November 1, 2016	2.53900	2.51350	2.53400

Exh. JW-7R

December 1, 2016	2.61000	2.57450	2.54567	December 1, 2016	2.61000	2.57450	2.54567
January 1, 2017	2.65100	2.63050	2.60000	January 1, 2017	2.65100	2.63050	2.60000
February 1, 2017	2.70000	2.67550	2.65367	February 1, 2017	2.70000	2.67550	2.65367
March 1, 2017	2.75600	2.72800	2.70233	March 1, 2017	2.75600	2.72800	2.70233
April 1, 2017	2.76200	2.75900	2.73933	April 1, 2017	2.76200	2.75900	2.73933
May 1, 2017	2.73000	2.74600	2.74933	May 1, 2017	2.73000	2.74600	2.74933
June 1, 2017	2.77100	2.75050	2.75433	June 1, 2017	2.77100	2.75050	2.75433
July 1, 2017	2.74200	2.75650	2.74767	July 1, 2017	2.74200	2.75650	2.74767
August 1, 2017	2.67200	2.70700	2.72833	August 1, 2017	2.67200	2.70700	2.72833
September 1, 2017	2.66400	2.66800	2.69267	September 1, 2017	2.66400	2.66800	2.69267
October 1, 2017	2.78200	2.72300	2.70600	October 1, 2017	2.78200	2.72300	2.70600
November 1, 2017	2.98900	2.88550	2.81167	November 1, 2017	2.98900	2.88550	2.81167
December 1, 2017	3.01000	2.99950	2.92700	December 1, 2017	3.01000	2.99950	2.92700
January 1, 2018	3.10400	3.05700	3.03433	January 1, 2018	3.10400	3.05700	3.03433
February 1, 2018	3.06200	3.08300	3.05867	February 1, 2018	3.06200	3.08300	3.05867
March 1, 2018	3.09200	3.07700	3.08600	March 1, 2018	3.09200	3.07700	3.08600
April 1, 2018	3.09700	3.09450	3.08367	April 1, 2018	3.09700	3.09450	3.08367
May 1, 2018	3.08100	3.08900	3.09000	May 1, 2018	3.08100	3.08900	3.09000
June 1, 2018	3.30300	3.19200	3.16033	June 1, 2018	3.30300	3.19200	3.16033
July 1, 2018	3.47700	3.39000	3.28700	July 1, 2018	3.47700	3.39000	3.28700
August 1, 2018	3.48100	3.47900	3.42033	August 1, 2018	3.48100	3.47900	3.42033
September 1, 2018	3.45500	3.46800	3.47100	September 1, 2018	3.45500	3.46800	3.47100
October 1, 2018	3.42800	3.44150	3.45467	October 1, 2018	3.42800	3.44150	3.45467
November 1, 2018	3.47000	3.44900	3.45100	November 1, 2018	3.47000	3.44900	3.45100
December 1, 2018	3.56100	3.51550	3.48633	December 1, 2018	3.56100	3.51550	3.48633
January 1, 2019	3.49600	3.52850	3.50900	January 1, 2019	3.49600	3.52850	3.50900
February 1, 2019	3.32100	3.40850	3.45933	February 1, 2019	3.32100	3.40850	3.45933
March 1, 2019	3.13100	3.22600	3.31600	March 1, 2019	3.13100	3.22600	3.31600
April 1, 2019	3.10400	3.11750	3.18533	April 1, 2019	3.10400	3.11750	3.18533
May 1, 2019	3.15300	3.12850	3.12933	May 1, 2019	3.15300	3.12850	3.12933
June 1, 2019	3.25000	3.20150	3.16900	June 1, 2019	3.25000	3.20150	3.16900
July 1, 2019	3.34800	3.29900	3.25033	July 1, 2019	3.34800	3.29900	3.25033
August 1, 2019	3.26200	3.30500	3.28667	August 1, 2019	3.26200	3.30500	3.28667
September 1, 2019	3.20100	3.23150	3.27033	September 1, 2019	3.20100	3.23150	3.27033
October 1, 2019	3.16100	3.18100	3.20800	October 1, 2019	3.16100	3.18100	3.20800
November 1, 2019	3.17900	3.17000	3.18033	November 1, 2019	3.17900	3.17000	3.18033
December 1, 2019	3.28100	3.23000	3.20700	December 1, 2019	3.28100	3.23000	3.20700
January 1, 2020	3.42000	3.35050	3.29333	January 1, 2020	3.42000	3.35050	3.29333
February 1, 2020	3.30200	3.36100	3.33433	February 1, 2020	3.30200	3.36100	3.33433
March 1, 2020	3.22700	3.26450	3.31633	March 1, 2020	3.22700	3.26450	3.31633
April 1, 2020	3.09900	3.16300	3.20933	April 1, 2020	3.09900	3.16300	3.20933
May 1, 2020	2.94200	3.02050	3.08933	May 1, 2020	2.94200	3.02050	3.08933
June 1, 2020	2.67100	2.80650	2.90400	June 1, 2020	2.67100	2.80650	2.90400
July 1, 2020	2.55200	2.61150	2.72167	July 1, 2020	2.55200	2.61150	2.72167
August 1, 2020	2.57900	2.56550	2.60067	August 1, 2020	2.57900	2.56550	2.60067
September 1, 2020	2.59300	2.58600	2.57467	September 1, 2020	2.59300	2.58600	2.57467
October 1, 2020	2.59200	2.59250	2.58800	October 1, 2020	2.59200	2.59250	2.58800
November 1, 2020	2.56800	2.58000	2.58433	November 1, 2020	2.56800	2.58000	2.58433
December 1, 2020	2.53800	2.55300	2.56600	December 1, 2020	2.53800	2.55300	2.56600
January 1, 2021	2.65100	2.59450	2.58567	January 1, 2021	2.65100	2.59450	2.58567
February 1, 2021	2.75300	2.70200	2.64733	February 1, 2021	2.75300	2.70200	2.64733
March 1, 2021	2.79600	2.77450	2.73333	March 1, 2021	2.79600	2.77450	2.73333
April 1, 2021	2.94000	2.86800	2.82967	April 1, 2021	2.94000	2.86800	2.82967
May 1, 2021	3.25200	3.09600	2.99600	May 1, 2021	3.25200	3.09600	2.99600
June 1, 2021	3.25100	3.25150	3.14767	June 1, 2021	3.25100	3.25150	3.14767
July 1, 2021	3.35700	3.30400	3.28667	July 1, 2021	3.35700	3.30400	3.28667
August 1, 2021	3.46700	3.41200	3.35833	August 1, 2021	3.46700	3.41200	3.35833
September 1, 2021	3.58200	3.52450	3.46867	September 1, 2021	3.58200	3.52450	3.46867
October 1, 2021	3.66100	3.62150	3.57000	October 1, 2021	3.66100	3.62150	3.57000
November 1, 2021	3.66300	3.66200	3.63533	November 1, 2021	3.66300	3.66200	3.63533
December 1, 2021	3.81300	3.73800	3.71233	December 1, 2021	3.81300	3.73800	3.71233
January 1, 2022	3.99100	3.90200	3.82233	January 1, 2022	3.99100	3.90200	3.82233
February 1, 2022	3.95500	3.97300	3.91967	February 1, 2022	3.95500	3.97300	3.91967
March 1, 2022	4.05800	4.00650	4.00133	March 1, 2022	4.05800	4.00650	4.00133
April 1, 2022	4.26600	4.16200	4.09300	April 1, 2022	4.26600	4.16200	4.09300
May 1, 2022	5.27900	4.77250	4.53433	May 1, 2022	5.27900	4.77250	4.53433
June 1, 2022	5.29300	5.28600	4.94600	June 1, 2022	5.29300	5.28600	4.94600
July 1, 2022	5.61900	5.45600	5.39700	July 1, 2022	5.61900	5.45600	5.39700
August 1, 2022	6.02200	5.82050	5.64467	August 1, 2022	6.02200	5.82050	5.64467
September 1, 2022	5.84000	5.93100	5.82700	September 1, 2022	5.84000	5.93100	5.82700
October 1, 2022	5.23500	5.53750	5.69900	October 1, 2022	5.23500	5.53750	5.69900
November 1, 2022	5.18300	5.20900	5.41933	November 1, 2022	5.18300	5.20900	5.41933

December 1, 2022	5.41200	5.29750	5.27667	December 1, 2022	5.41200	5.29750	5.27667
January 1, 2023	5.40100	5.40650	5.33200	January 1, 2023	5.40100	5.40650	5.33200
February 1, 2023	4.98000	5.19050	5.26433	February 1, 2023	4.98000	5.19050	5.26433
March 1, 2023	4.75300	4.86650	5.04467	March 1, 2023	4.75300	4.86650	5.04467
April 1, 2023	4.64300	4.69800	4.79200	April 1, 2023	4.64300	4.69800	4.79200
May 1, 2023	4.48800	4.56550	4.62800	May 1, 2023	4.48800	4.56550	4.62800
June 1, 2023	4.45900	4.47350	4.53000	June 1, 2023	4.45900	4.47350	4.53000
July 1, 2023	4.30500	4.38200	4.41733	July 1, 2023	4.30500	4.38200	4.41733
August 1, 2023	4.10900	4.20700	4.29100	August 1, 2023	4.10900	4.20700	4.29100
September 1, 2023	4.40100	4.25500	4.27167	September 1, 2023	4.40100	4.25500	4.27167
October 1, 2023	5.02800	4.71450	4.51267	October 1, 2023	5.02800	4.71450	4.51267
November 1, 2023	5.19000	5.10900	4.87300	November 1, 2023	5.19000	5.10900	4.87300
December 1, 2023	4.87300	5.03150	5.03033	December 1, 2023	4.87300	5.03150	5.03033
January 1, 2024	4.49000	4.68150	4.85100	January 1, 2024	4.49000	4.68150	4.85100
February 1, 2024	4.12600	4.30800	4.49633	February 1, 2024	4.12600	4.30800	4.49633
March 1, 2024	4.01100	4.06850	4.20900	March 1, 2024	4.01100	4.06850	4.20900
April 1, 2024	NA	NA	NA	April 1, 2024	NA	NA	NA
May 1, 2024	NA	NA	NA	May 1, 2024	NA	NA	NA
June 1, 2024	NA	NA	NA	June 1, 2024	NA	NA	NA
July 1, 2024	NA	NA	NA	July 1, 2024	NA	NA	NA
August 1, 2024	NA	NA	NA	August 1, 2024	NA	NA	NA
September 1, 2024	NA	NA	NA	September 1, 2024	NA	NA	NA
October 1, 2024	NA	NA	NA	October 1, 2024	NA	NA	NA
November 1, 2024	NA	NA	NA	November 1, 2024	NA	NA	NA
December 1, 2024	NA	NA	NA	December 1, 2024	NA	NA	NA
January 1, 2025	NA	NA	NA	January 1, 2025	NA	NA	NA
February 1, 2025	NA	NA	NA	February 1, 2025	NA	NA	NA
March 1, 2025	NA	NA	NA	March 1, 2025	NA	NA	NA
April 1, 2025	NA	NA	NA	April 1, 2025	NA	NA	NA
May 1, 2025	NA	NA	NA	May 1, 2025	NA	NA	NA
June 1, 2025	NA	NA	NA	June 1, 2025	NA	NA	NA
July 1, 2025	NA	NA	NA	July 1, 2025	NA	NA	NA
August 1, 2025	NA	NA	NA	August 1, 2025	NA	NA	NA
September 1, 2025	NA	NA	NA	September 1, 2025	NA	NA	NA
October 1, 2025	NA	NA	NA	October 1, 2025	NA	NA	NA
November 1, 2025	NA	NA	NA	November 1, 2025	NA	NA	NA
December 1, 2025	NA	NA	NA	December 1, 2025	NA	NA	NA
January 1, 2026	NA	NA	NA	January 1, 2026	NA	NA	NA
February 1, 2026	NA	NA	NA	February 1, 2026	NA	NA	NA
March 1, 2026	NA	NA	NA	March 1, 2026	NA	NA	NA
April 1, 2026	NA	NA	NA	April 1, 2026	NA	NA	NA
May 1, 2026	NA	NA	NA	May 1, 2026	NA	NA	NA
June 1, 2026	NA	NA	NA	June 1, 2026	NA	NA	NA
July 1, 2026	NA	NA	NA	July 1, 2026	NA	NA	NA
August 1, 2026	NA	NA	NA	August 1, 2026	NA	NA	NA
September 1, 2026	NA	NA	NA	September 1, 2026	NA	NA	NA
October 1, 2026	NA	NA	NA	October 1, 2026	NA	NA	NA
November 1, 2026	NA	NA	NA	November 1, 2026	NA	NA	NA
December 1, 2026	NA	NA	NA	December 1, 2026	NA	NA	NA
January 1, 2027	NA	NA	NA	January 1, 2027	NA	NA	NA
February 1, 2027	NA	NA	NA	February 1, 2027	NA	NA	NA
March 1, 2027	NA	NA	NA	March 1, 2027	NA	NA	NA
April 1, 2027	NA	NA	NA	April 1, 2027	NA	NA	NA
May 1, 2027	NA	NA	NA	May 1, 2027	NA	NA	NA
June 1, 2027	NA	NA	NA	June 1, 2027	NA	NA	NA
July 1, 2027	NA	NA	NA	July 1, 2027	NA	NA	NA
August 1, 2027	NA	NA	NA	August 1, 2027	NA	NA	NA
September 1, 2027	NA	NA	NA	September 1, 2027	NA	NA	NA
October 1, 2027	NA	NA	NA	October 1, 2027	NA	NA	NA
November 1, 2027	NA	NA	NA	November 1, 2027	NA	NA	NA
December 1, 2027	NA	NA	NA	December 1, 2027	NA	NA	NA
January 1, 2028	NA	NA	NA	January 1, 2028	NA	NA	NA
February 1, 2028	NA	NA	NA	February 1, 2028	NA	NA	NA
March 1, 2028	NA	NA	NA	March 1, 2028	NA	NA	NA
April 1, 2028	NA	NA	NA	April 1, 2028	NA	NA	NA
May 1, 2028	NA	NA	NA	May 1, 2028	NA	NA	NA
June 1, 2028	NA	NA	NA	June 1, 2028	NA	NA	NA
July 1, 2028	NA	NA	NA	July 1, 2028	NA	NA	NA
August 1, 2028	NA	NA	NA	August 1, 2028	NA	NA	NA
September 1, 2028	NA	NA	NA	September 1, 2028	NA	NA	NA
October 1, 2028	NA	NA	NA	October 1, 2028	NA	NA	NA
November 1, 2028	NA	NA	NA	November 1, 2028	NA	NA	NA

December 1, 2028	NA	NA	NA	December 1, 2028	NA	NA	NA
January 1, 2029	NA	NA	NA	January 1, 2029	NA	NA	NA
February 1, 2029	NA	NA	NA	February 1, 2029	NA	NA	NA
March 1, 2029	NA	NA	NA	March 1, 2029	NA	NA	NA
April 1, 2029	NA	NA	NA	April 1, 2029	NA	NA	NA
May 1, 2029	NA	NA	NA	May 1, 2029	NA	NA	NA
June 1, 2029	NA	NA	NA	June 1, 2029	NA	NA	NA
July 1, 2029	NA	NA	NA	July 1, 2029	NA	NA	NA
August 1, 2029	NA	NA	NA	August 1, 2029	NA	NA	NA
September 1, 2029	NA	NA	NA	September 1, 2029	NA	NA	NA
October 1, 2029	NA	NA	NA	October 1, 2029	NA	NA	NA
November 1, 2029	NA	NA	NA	November 1, 2029	NA	NA	NA
December 1, 2029	NA	NA	NA	December 1, 2029	NA	NA	NA
January 1, 2030	NA	NA	NA	January 1, 2030	NA	NA	NA
February 1, 2030	NA	NA	NA	February 1, 2030	NA	NA	NA
March 1, 2030	NA	NA	NA	March 1, 2030	NA	NA	NA
April 1, 2030	NA	NA	NA	April 1, 2030	NA	NA	NA
May 1, 2030	NA	NA	NA	May 1, 2030	NA	NA	NA
June 1, 2030	NA	NA	NA	June 1, 2030	NA	NA	NA
July 1, 2030	NA	NA	NA	July 1, 2030	NA	NA	NA
August 1, 2030	NA	NA	NA	August 1, 2030	NA	NA	NA

	Volume	Portland	Tacoma	Portland \$	Tacoma \$	Volume	Portland	Tacoma	Portland \$
Jan-23									
Feb-23									
Mar-23									
Apr-23									
May-23									
Jun-23									
Jul-23									
Aug-23									
Sep-23									
Oct-23									
Nov-23									
Dec-23									


Tacoma \$

Volume


Portland


Tacoma

Exh. JW-7R



Weighted Average 2023
Weighted Average 2022
Increase/Gallon





WASTE CONNECTIONS, INC.
CONSOLIDATED BALANCE SHEETS
(IN THOUSANDS OF U.S. DOLLARS, EXCEPT SHARE AND PER SHARE AMOUNTS)

	December 31,	
	2022	2021
ASSETS		
Current assets:		
Cash and equivalents	\$ 78,637	\$ 147,441
Accounts receivable, net of allowance for credit losses of \$22,939 and \$18,480 at December 31, 2022 and 2021, respectively	833,862	709,614
Prepaid expenses and other current assets	205,146	175,722
Total current assets	1,117,645	1,032,777
Restricted cash	102,727	72,174
Restricted investments	68,099	59,014
Property and equipment, net	6,950,915	5,721,949
Operating lease right-of-use assets	192,506	160,567
Goodwill	6,902,297	6,187,643
Intangible assets, net	1,673,917	1,350,597
Other assets, net	126,497	115,203
Total assets	<u>\$ 17,134,603</u>	<u>\$ 14,699,924</u>
LIABILITIES AND EQUITY		
Current liabilities:		
Accounts payable	\$ 638,728	\$ 392,868
Book overdraft	15,645	16,721
Deferred revenue	325,002	273,720
Accrued liabilities	431,247	442,596
Current portion of operating lease liabilities	35,170	38,017
Current portion of contingent consideration	60,092	62,804
Current portion of long-term debt and notes payable	6,759	6,020
Total current liabilities	1,512,643	1,232,746
Long-term portion of debt and notes payable	6,890,149	5,040,500
Long-term portion of operating lease liabilities	165,462	129,628
Long-term portion of contingent consideration	21,323	31,504
Deferred income taxes	1,013,742	850,921
Other long-term liabilities	417,640	421,080
Total liabilities	10,020,959	7,706,379
Commitments and contingencies (Note 13)		
Equity:		
Common shares: 257,211,175 shares issued and 257,145,716 shares outstanding at December 31, 2022; 260,283,158 shares issued and 260,212,496 shares outstanding at December 31, 2021	3,271,958	3,693,027
Additional paid-in capital	244,076	199,482
Accumulated other comprehensive income (loss)	(56,830)	39,584
Treasury shares: 65,459 and 70,662 shares at December 31, 2022 and 2021, respectively	—	—
Retained earnings	3,649,494	3,056,845
Total Waste Connections' equity	7,108,698	6,988,938
Noncontrolling interest in subsidiaries	4,946	4,607
Total equity	7,113,644	6,993,545
Total liabilities and equity	<u>\$17,134,603</u>	<u>\$14,699,924</u>

ST Debt 6,759,000

LT Deb 6,890,149,000

Equity 7,113,644,000

Debt
Equity
Total Debt & EquityInterest Expense
Debt
Interest as a % of Debt

The accompanying notes are an integral part of these consolidated financial statements.

WASTE CONNECTIONS, INC.
CONSOLIDATED STATEMENTS OF NET INCOME
(IN THOUSANDS OF U.S. DOLLARS, EXCEPT SHARE AND PER SHARE AMOUNTS)

	Years Ended December 31,		
	2022	2021	2020
Revenues	\$ 7,211,859	\$ 6,151,361	\$ 5,445,990
Operating expenses:			
Cost of operations	4,336,012	3,654,074	3,276,808
Selling, general and administrative	696,467	612,337	537,632
Depreciation	763,285	673,730	621,102
Amortization of intangibles	155,675	139,279	131,302
Impairments and other operating items	18,230	32,316	466,718
Operating income	1,242,190	1,039,625	412,428
Interest expense	(202,331)	(162,796)	(162,375)
Interest income	5,950	2,916	5,253
Other income (expense), net	3,154	6,285	(1,392)
Loss on early extinguishment of debt	—	(115,288)	—
Income before income tax provision	1,048,963	770,742	253,914
Income tax provision	(212,962)	(152,253)	(49,922)
Net income	836,001	618,489	203,992
Plus (less): Net loss (income) attributable to noncontrolling interests	(339)	(442)	685
Net income attributable to Waste Connections	<u>\$ 835,662</u>	<u>\$ 618,047</u>	<u>\$ 204,677</u>
Earnings per common share attributable to Waste Connections' common shareholders:			
Basic	\$ 3.25	\$ 2.37	\$ 0.78
Diluted	\$ 3.24	\$ 2.36	\$ 0.78
Shares used in the per share calculations:			
Basic	257,383,578	261,166,723	263,189,699
Diluted	258,038,801	261,728,470	263,687,539
Cash dividends per common share	\$ 0.945	\$ 0.845	\$ 0.760

Interest Expense

The accompanying notes are an integral part of these consolidated financial statements.

Exh. JW-7R

Debt to Equity Ratio		Allowable In LG	
\$	6,896,908,000	49.23%	40%
\$	7,113,644,000	50.77%	60%
\$	14,010,552,000		

Interest as a % of Debt	
\$	202,331,000
\$	6,896,908,000
	2.93%

202,331,000

Total of Entries:	869,433.27	0.00	*pstd: P = Posted, U = Unposted, S = Staged, C:0
Num of Entries Shown:	138	138	*records limit: 10000

Full Account	Date	Amount USD	Amount CAD	Nat Currency	Journal Control Num
--------------	------	------------	------------	--------------	---------------------

[Redacted Table Content]					
--------------------------	--	--	--	--	--

Journal Entry Query Tool


v.4.6

Designated Information is Confidential Per Protective Order in UTC Docket TG-230778

NOTE: Ctrl Shift H to pu
Exh: JW-7R

Total of Entries:	869,433.27	0.00	*pstd: P = Posted, U = Unposted, S = Staged, C:0
Num of Entries Shown:	138	138	*records limit: 10000

Full Account	Date	Amount USD	Amount CAD	Nat Currency	Journal Control Num
--------------	------	------------	------------	--------------	---------------------



B
B
B

Journal Entry Query Tool

v.4.6

Designated Information is Confidential Per Protective Order in UTC Docket TG-230778
all data

Exh. JW-7R

Date Range:

From: 2022-08
To: 2023-07

Districts: 2112
Accts: 41201
System:
Subsystem:

Total of Entries: = I/C Unposted, -1 = Hanging out there.
Num of Entries Shown:

Full Account	Psted*	Journal Description	User	R/Type	Vendor Code	One Time Vendor
--------------	--------	---------------------	------	--------	-------------	-----------------

[Redacted Content]						
--------------------	--	--	--	--	--	--

Journal Entry Query Tool

v.4.6

Designated Information is Confidential Per Protective Order in UTC Docket TG-230778
all data

Exh. JW-7R

Date Range:

From: 2022-08
To: 2023-07

Districts: 2112
Accts: 41201
System:
Subsystem:

Total of Entries: = I/C Unposted, -1 = Hanging out there.
Num of Entries Shown:

Full Account	Psted*	Journal Description	User	R/Type	Vendor Code	One Time Vendor
--------------	--------	---------------------	------	--------	-------------	-----------------

[Redacted Content]						
--------------------	--	--	--	--	--	--

B
R
S
O

Journal Entry Query Tool

v.4.6

Designated Information is Confidential Per Protective Order in UTC Docket TG-230778
||| data

Exh. JW-7R

Date Range:

From: 2022-08

To: 2023-07

Districts: 2112

Accts: 41201

System:

Subsystem:

Total of Entries: = I/C Unposted, -1 = Hanging out there.

Num of Entries Shown:

Full Account	Psted*	Journal Description	User	R/Type	Vendor Code	One Time Vendo
--------------	--------	---------------------	------	--------	-------------	----------------

	X U E					
--	-------------	--	--	--	--	--

Other Criteria

Vendor Code:
Amount From:
Amount To:
Posting: All

Total of Entries:
Num of Entries Shown:

Full Account	Further Descriptio	Date	Doc	Doc Desc	Doc Ctrl Num
--------------	--------------------	------	-----	----------	--------------

[Redacted Content]					
--------------------	--	--	--	--	--

Other Criteria

Vendor Code:
Amount From:
Amount To:
Posting: All


Total of Entries:
Num of Entries Shown:

Full Account	Further Descriptio	Date Doc	Doc Desc	Doc Ctrl Num
--------------	--------------------	----------	----------	--------------

--	--	--	--	--

Total of Entries:
Num of Entries Shown:

Full Account	Po Ctrl Num	Vendor Order Num	Ticket Num	Document 2	Document 1
--------------	-------------	------------------	------------	------------	------------



Total of Entries:
Num of Entries Shown:


Full Account	Po Ctrl Num	Vendor Order Num	Ticket Num	Document 2	Document 1
--------------	-------------	------------------	------------	------------	------------

[Redacted Content]					
--------------------	--	--	--	--	--

Total of Entries:
Num of Entries Shown:

Full Account Class Code Date Entered Date Posted Amt Net Date Due Database

Not included in print range



Total of Entries:
Num of Entries Shown:

Full Account Class Code Date Entered Date Posted Amt Net Date Due Database

Not included in print range



Total of Entries:
Num of Entries Shown:

Full Account Class Code Date Entered Date Posted Amt Net Date Due Database

Not included in print range

Full Account	Class Code	Date Entered	Date Posted	Amt Net	Date Due	Database
[Redacted]						

Total of Entries:
Num of Entries Shown:

Full Account	Reversing Flag	Hold Flag	Recurring Flag	Repeating Flag	Type Flag	Posted Flag	Seg1	Seg2	Seg3
--------------	----------------	-----------	----------------	----------------	-----------	-------------	------	------	------

[Redacted Content]									
--------------------	--	--	--	--	--	--	--	--	--

Total of Entries:
Num of Entries Shown:

Full Account	Reversing Flag	Hold Flag	Recurring Flag	Repeating Flag	Type Flag	Posted Flag	Seg1	Seg2	Seg3
--------------	----------------	-----------	----------------	----------------	-----------	-------------	------	------	------

[Redacted Content]									
--------------------	--	--	--	--	--	--	--	--	--

Total of Entries:
Num of Entries Shown:

Full Account	Seg4	Staged_RefCode	Staged_DocRef	Staged Year Month	Staged District	VO Number
--------------	------	----------------	---------------	-------------------	-----------------	-----------

[Redacted Content]						
--------------------	--	--	--	--	--	--

Total of Entries:
Num of Entries Shown:

Full Account	Seg4	Staged_RefCode	Staged_DocRef	Staged Year Month	Staged District	VO Number
--------------	------	----------------	---------------	-------------------	-----------------	-----------

--	--	--	--	--	--	--


Total of Entries:

Num of Entries Shown:

Full Account

Total of Entries:
Num of Entries Shown:

Full Account



Total of Entries:
Num of Entries Shown:

Full Account

[Redacted Table Content]	
--------------------------	--

Total of Entries:	148,119.01	0.00
Num of Entries Shown:	202	202

Full Account	Date	Amount USD	Amount CAD
--------------	------	------------	------------

Total of Entries:	148,119.01	0.00
Num of Entries Shown:	202	202


Full Account	Date	Amount USD	Amount CAD
--------------	------	------------	------------

Total of Entries:	148,119.01	0.00
Num of Entries Shown:	202	202

Full Account	Date	Amount USD	Amount CAD
--------------	------	------------	------------

Total of Entries:	148,119.01	0.00
Num of Entries Shown:	202	202

Full Account	Date	Amount USD	Amount CAD
--------------	------	------------	------------



Total of Entries:	148,119.01	0.00
Num of Entries Shown:	202	202

Full Account	Date	Amount USD	Amount CAD
--------------	------	------------	------------

Total of Entries:

Num of Entries Shown:


*pstd: P = Posted, U = Unposted, S = Staged, C:0 = I/C Unposted, -1 = Hal

*records limit: 10000

Full Account

Nat Currency

Journal Control Num



Total of Entries:

Num of Entries Shown:

*pstd: P = Posted, U = Unposted, S = Staged, C:0 = I/C Unposted, -1 = Hal

*records limit: 10000

Full Account	Nat Currency	Journal Control Num
--------------	--------------	---------------------

Total of Entries:

Num of Entries Shown:

*pstd: P = Posted, U = Unposted, S = Staged, C:0 = I/C Unposted, -1 = Hal

*records limit: 10000

Full Account

Nat Currency

Journal Control Num

Total of Entries:

Num of Entries Shown:

*pstd: P = Posted, U = Unposted, S = Staged, C:0 = I/C Unposted, -1 = Hal

*records limit: 10000

Full Account

Nat Currency

Journal Control Num

Total of Entries:

Num of Entries Shown:

*pstd: P = Posted, U = Unposted, S = Staged, C:0 = I/C Unposted, -1 = Hal

*records limit: 10000

Full Account Nat Currency Journal Control Num

Date Range:

From: 2022-08


To: 2023-07

Total of Entries:

Num of Entries Shown:

...ing out there.

Full Account	Psted*	Journal Description	User
--------------	--------	---------------------	------



Date Range:

From: 2022-08


To: 2023-07

Total of Entries:

Num of Entries Shown:

...ing out there.

Full Account	Psted*	Journal Description	User
--------------	--------	---------------------	------



Date Range:

From: 2022-08


To: 2023-07

Total of Entries:

Num of Entries Shown:

...ing out there.

Full Account	Psted*	Journal Description	User
--------------	--------	---------------------	------



Date Range:

From: 2022-08


To: 2023-07

Total of Entries:

Num of Entries Shown:

...ing out there.

Full Account	Psted*	Journal Description	User
--------------	--------	---------------------	------



Date Range:

From: 2022-08


To: 2023-07

Total of Entries:

Num of Entries Shown:

...ing out there.

Full Account	Psted*	Journal Description	User
--------------	--------	---------------------	------



Districts: 2112
Accts: 52147
System:
Subsystem:

Total of Entries:

Num of Entries Shown:

Full Account	R/Type	Vendor Code	One Time Vendor
--------------	--------	-------------	-----------------




Districts: 2112
Accts: 52147
System:
Subsystem:

Total of Entries:

Num of Entries Shown:

Full Account	R/Type	Vendor Code	One Time Vendor
--------------	--------	-------------	-----------------



Districts: 2112
Accts: 52147
System:
Subsystem:

Total of Entries:

Num of Entries Shown:

Full Account R/Type Vendor Code One Time Vendor

Districts: 2112
Accts: 52147
System:
Subsystem:

Total of Entries:

Num of Entries Shown:

Full Account	R/Type	Vendor Code	One Time Vendor
--------------	--------	-------------	-----------------



Districts: 2112
Accts: 52147
System:
Subsystem:

Total of Entries:

Num of Entries Shown:


Full Account R/Type Vendor Code One Time Vendor

Total of Entries:

Num of Entries Shown:

Full Account

Further Description



Total of Entries:

Num of Entries Shown:

Full Account

Further Description



Total of Entries:

Num of Entries Shown:

Full Account

Further Description

Total of Entries:

Num of Entries Shown:

Full Account


Further Description

Total of Entries:

Num of Entries Shown:

Full Account

Further Description



Vendor Code:
Amount From:
Amount To:
Posting:

Total of Entries:
Num of Entries Shown:

Full Account Date Doc



Vendor Code:
Amount From:
Amount To:
Posting:

Total of Entries:
Num of Entries Shown:


Full Account Date Doc



Vendor Code:
Amount From:
Amount To:
Posting:

Total of Entries:
Num of Entries Shown:

Full Account Date Doc



Vendor Code:
Amount From:
Amount To:
Posting:

Total of Entries:
Num of Entries Shown:

Full Account Date Doc



Vendor Code:
Amount From:
Amount To:
Posting:

Total of Entries:
Num of Entries Shown:

Full Account Date Doc



All

Total of Entries:

Num of Entries Shown:

Full Account

Doc Desc



All

Total of Entries:

Num of Entries Shown:

Full Account

Doc Desc




All

Total of Entries:

Num of Entries Shown:

Full Account

Doc Desc



All

Total of Entries:

Num of Entries Shown:

Full Account

Doc Desc




All

Total of Entries:

Num of Entries Shown:

Full Account

Doc Desc



Total of Entries:
Num of Entries Shown:

Po Ctrl Num


Full Account Doc Ctrl Num



Total of Entries:
Num of Entries Shown:

Po Ctrl Num


Full Account Doc Ctrl Num



Total of Entries:
Num of Entries Shown:

Po Ctrl Num

Full Account Doc Ctrl Num



Total of Entries:
Num of Entries Shown:

Full Account Doc Ctrl Num Po Ctrl Num



Total of Entries:
Num of Entries Shown:


Full Account Doc Ctrl Num Po Ctrl Num

Total of Entries:

Num of Entries Shown:

Full Account

Vendor Order Num Ticket Num



Total of Entries:

Num of Entries Shown:

Full Account

Vendor Order Num Ticket Num



Total of Entries:

Num of Entries Shown:

Full Account

Vendor Order Num Ticket Num

Total of Entries:

Num of Entries Shown:

Full Account

Vendor Order Num Ticket Num

Total of Entries:

Num of Entries Shown:

Full Account

Vendor Order Num Ticket Num

Total of Entries:
Num of Entries Shown:

Full Account	Document 2	Document 1	Class Code
--------------	------------	------------	------------




Total of Entries:
Num of Entries Shown:

Full Account	Document 2	Document 1	Class Code
--------------	------------	------------	------------




Total of Entries:
Num of Entries Shown:

Full Account	Document 2	Document 1	Class Code
--------------	------------	------------	------------




Total of Entries:
Num of Entries Shown:

Full Account	Document 2	Document 1	Class Code
--------------	------------	------------	------------




Total of Entries:
Num of Entries Shown:

Full Account	Document 2	Document 1	Class Code
--------------	------------	------------	------------




Total of Entries: [Redacted]
Num of Entries Shown: [Redacted]

Full Account	Date Entered	Date Posted
--------------	--------------	-------------



Total of Entries: [Redacted]
Num of Entries Shown: [Redacted]

Full Account	Date Entered	Date Posted
--------------	--------------	-------------



Total of Entries:
Num of Entries Shown:

Full Account Date Entered Date Posted

Total of Entries:
Num of Entries Shown:

Full Account Date Entered Date Posted

Total of Entries:
Num of Entries Shown:

Full Account Date Entered Date Posted


Total of Entries:

Num of Entries Shown:

Not included in print range

Full Account

Amt Net Date Due Database Reversing Flag Hold Flag Recurring Flag




Total of Entries:

Num of Entries Shown:

Not included in print range

Full Account

Amt Net Date Due Database Reversing Flag Hold Flag Recurring Flag



Total of Entries:

Num of Entries Shown:

Not included in print range

Full Account

Amt Net Date Due Database Reversing Flag Hold Flag Recurring Flag

Total of Entries:
Num of Entries Shown:

Not included in print range
Full Account Amt Net Date Due Database Reversing Flag Hold Flag Recurring Flag



Total of Entries:

Num of Entries Shown:


Not included in print range

Full Account

Amt Net Date Due Database Reversing Flag Hold Flag Recurring Flag


Total of Entries:
Num of Entries Shown:

Full Account	Repeating Flag	Type Flag	Posted Flag	Seg1	Seg2	Seg3
--------------	----------------	-----------	-------------	------	------	------




Total of Entries:
Num of Entries Shown:

Full Account	Repeating Flag	Type Flag	Posted Flag	Seg1	Seg2	Seg3
--------------	----------------	-----------	-------------	------	------	------




Total of Entries:
Num of Entries Shown:

Full Account	Repeating Flag	Type Flag	Posted Flag	Seg1	Seg2	Seg3
--------------	----------------	-----------	-------------	------	------	------




Total of Entries:
Num of Entries Shown:

Full Account	Repeating Flag	Type Flag	Posted Flag	Seg1	Seg2	Seg3
--------------	----------------	-----------	-------------	------	------	------



Total of Entries:
Num of Entries Shown:

Full Account	Repeating Flag	Type Flag	Posted Flag	Seg1	Seg2	Seg3
--------------	----------------	-----------	-------------	------	------	------




Total of Entries:
Num of Entries Shown:

Full Account	Seg4	Staged_RefCode	Staged_DocRef	Staged Year Month
--------------	------	----------------	---------------	-------------------




Total of Entries:
Num of Entries Shown:

Full Account	Seg4	Staged_RefCode	Staged_DocRef	Staged Year Month
--------------	------	----------------	---------------	-------------------




Total of Entries:
Num of Entries Shown:

Full Account	Seg4	Staged_RefCode	Staged_DocRef	Staged Year Month
--------------	------	----------------	---------------	-------------------




Total of Entries:
Num of Entries Shown:

Full Account	Seg4	Staged_RefCode	Staged_DocRef	Staged Year Month
--------------	------	----------------	---------------	-------------------




Total of Entries:
Num of Entries Shown:

Full Account	Seg4	Staged_RefCode	Staged_DocRef	Staged Year Month
--------------	------	----------------	---------------	-------------------




Total of Entries:
Num of Entries Shown:

Full Account	Staged District	VO Number
--------------	-----------------	-----------




Total of Entries:
Num of Entries Shown:

Full Account	Staged District	VO Number
--------------	-----------------	-----------




Total of Entries:
Num of Entries Shown:

Full Account	Staged District	VO Number
--------------	-----------------	-----------




Total of Entries:
Num of Entries Shown:

Full Account	Staged District	VO Number
--------------	-----------------	-----------



Total of Entries:
Num of Entries Shown:

Full Account	Staged District	VO Number
--------------	-----------------	-----------



Journal Entry Query Tool

v5.13

Designated Information is Confidential Per Protective Order in UTC Docket TG-230778

NOTE: Ctrl+Shift+J to pull data

Exh. JW-7R

From:
To:

Total of Entries:	120,954.26	0.00	*pstd: P = Posted, U = Unposted, S = Staged, C:0 = I/C Unposte
Num of Entries Shown:	314	314	*records limit: 10000

Full Account	Date	Amount USD	Amount CAD	Nat Currency	Journal Control Num	Psted*
57147-2112-000-00						
57147-2112-000-00						
57147-2112-000-00						
57147-2112-000-00						
57147-2112-000-00						
57147-2112-000-00						
57147-2112-000-00						
57147-2112-000-00						
57147-2112-000-00						
End of List						

Total of Entries:
Num of Entries Show

Full Account	FiscalYear	FiscalPeriod
57147-2112-000-00		
57147-2112-000-00		
57147-2112-000-00		
57147-2112-000-00		
57147-2112-000-00		
57147-2112-000-00		
57147-2112-000-00		
57147-2112-000-00		
57147-2112-000-00		
57147-2112-000-00		
End of List		

Journal Entry Query Tool

v.4.6

Designated Information is Confidential Per Protective Order in UTC Docket TG-230778

NOTE: Ctrl+Shift+L to pull data

Exh: JW-7R

Date

From:

To:

Total of Entries:	40,000.00	0.00	*pstd: P = Posted, U = Unposted, S = Staged, C:0
Num of Entries Shown:	9	9	*records limit: 10000

Full Account	Date	Amount USD	Amount CAD	Nat Currency	Journal Control Num	Psted*
--------------	------	------------	------------	--------------	---------------------	--------

Other Criteria

2112
57176

Vendor Code:
Amount From:
Amount To:
Posting:

Total of Entries:
Num of Entries Shown:

Full Account	One Time Vendor	Further Description	Date Doc

Total of Entries:
Num of Entries Shown:

Full Account	Not included in print range								
	Date Due	Database	Reversing Flag	Hold Flag	Recurring Flag	Repeating Flag	Type Flag	Posted Flag	Seg1

Journal Entry Query Tool

v5.13


Designated Information is Confidential Per Protective Order in UTC Docket TG-230778

NOTE: Ctrl+Shift+J to pull data

Exh. JW-7R

From:
To:

Total of Entries:	2,265,000.00	0.00	*pstd: P = Posted, U = Unposted, S = Staged, C:0 = I/C Unposte
Num of Entries Shown:	1	1	*records limit: 10000

Full Account	Date	Amount USD	Amount CAD	Nat Currency	Journal Control Num	Psted*
						

Journal Entry C

v5.13

Date Range:
 2023-08
 2023-08

Districts: 2112
Accts: 59342
System:
Subsystem:

Total of Entries: d, -1 = Hanging out there.
Num of Entries Show

Full Account	Journal Description	User	R/Type	Vendor Code	One Time Vendor

Other Criteria

Vendor Code:
Amount From:
Amount To:
Posting: All

Total of Entries:
Num of Entries Show

Full Account	Further Description	Date Doc	Doc Desc	Doc Ctrl Num

Total of Entries:
Num of Entries Show

Full Account	Po Ctrl Num	Vendor Order Num	Ticket Num	Document 2	Document 1	Class Code	Date Entered	Date Posted	Amt Net

Total of Entries:
Num of Entries Show

Not included in print range

Full Account	Date Due	Database	Reversing Flag	Hold Flag	Recurring Flag	Repeating Flag	Type Flag	Posted Flag	Seg1	Seg2	Seg3	Seg4

Total of Entries:
Num of Entries Show

Full Account	Staged_RefCode	Staged_DocRef	Staged Year Month	Staged District	VO Number	Company	BookID

Total of Entries:
Num of Entries Show

Full Account	FiscalYear	FiscalPeriod

Total of Entries:	21,260.06
Num of Entries Shown:	151

Full Account	Date	Amount USD
--------------	------	------------

Total of Entries:	21,260.06
Num of Entries Shown:	151

Full Account	Date	Amount USD
--------------	------	------------

Total of Entries:	21,260.06
Num of Entries Shown:	151

Full Account	Date	Amount USD
--------------	------	------------

[Redacted Content]		
--------------------	--	--

Total of Entries: 0.00 *pstd: P = Posted, U = Unposted, S = S
Num of Entries Shown: 151 *records limit: 10000

Full Account Amount CAD Nat Currency Journal Control Num

Total of Entries: 0.00 *pstd: P = Posted, U = Unposted, S = S
Num of Entries Shown: 151 *records limit: 10000

Full Account Amount CAD Nat Currency Journal Control Num

Total of Entries:	0.00	*pstd: P = Posted, U = Unposted, S = S
Num of Entries Shown:	151	*records limit: 10000

Full Account	Amount CAD	Nat Currency	Journal Control Num
--------------	------------	--------------	---------------------

--	--	--	--

Date Range:

From: 2022-08

To: 2023-07

Total of Entries:

Num of Entries Shown:

aged, C:0 = I/C Unposted, -1 = Hanging out there.

Full Account	Psted*	Journal Description	User
--------------	--------	---------------------	------

--	--	--	--

Date Range:

From: 2022-08

To: 2023-07

Total of Entries:

Num of Entries Shown:

aged, C:0 = I/C Unposted, -1 = Hanging out there.

Full Account	Psted*	Journal Description	User
--------------	--------	---------------------	------

[Redacted Content]			
--------------------	--	--	--

Date Range:

From: 2022-08

To: 2023-07

Total of Entries:

Num of Entries Shown:

aged, C:0 = I/C Unposted, -1 = Hanging out there.

Full Account	Psted*	Journal Description	User
--------------	--------	---------------------	------

--	--	--	--

Districts:
Accts:
System:
Subsystem:

Total of Entries:

Num of Entries Shown:

Full Account

R/Type

Vendor Code

Districts:
Accts:
System:
Subsystem:

Total of Entries:
Num of Entries Shown:


Full Account R/Type Vendor Code



Districts:
Accts:
System:
Subsystem:

Total of Entries:
Num of Entries Shown:

Full Account R/Type Vendor Code



2112
70171,70175

Total of Entries:

Num of Entries Shown:

Full Account

One Time Vendor




2112
70171,70175

Total of Entries:

Num of Entries Shown:

Full Account

One Time Vendor




Other Criteria

Vendor Code:
Amount From:
Amount To:
Posting:

Total of Entries:

Num of Entries Shown:

Full Account	Further Description	Date Doc
--------------	---------------------	----------



Other Criteria

Vendor Code:

Amount From:


Amount To:

Posting:

Total of Entries:

Num of Entries Shown:

Full Account	Further Description	Date Doc
--------------	---------------------	----------




Other Criteria

Vendor Code:
Amount From:
Amount To:
Posting:

Total of Entries:

Num of Entries Shown:

Full Account	Further Description	Date Doc
--------------	---------------------	----------





All

Total of Entries:

Num of Entries Shown:

Full Account	Doc Desc	Doc Ctrl Num
--------------	----------	--------------

--	--	--



All

Total of Entries:

Num of Entries Shown:

Full Account	Doc Desc	Doc Ctrl Num
--------------	----------	--------------

--	--	--



All

Total of Entries:

Num of Entries Shown:

Full Account	Doc Desc	Doc Ctrl Num
--------------	----------	--------------

[Redacted Content]		
--------------------	--	--

Journal Entry Query Tool

v.4.6

Designated Information is Confidential Per Protective Order in UTC Docket TG-230778

NOTE: Ctrl+Shift+J to pull data
Exit: JW-7R

Date Range:

From:

To:

Total of Entries:	347,326.99	0.00	*pstd: P = Posted, U = Unposted, S = Staged, C:0 = I/C Unposted, -1 = Hang
Num of Entries Shown:	6	6	*records limit: 10000

Full Account	Date	Amount USD	Amount CAD	Nat Currency	Journal Control Num	Psted*
--------------	------	------------	------------	--------------	---------------------	--------

Journal Entry Qu

Exh. JW-7R

v.4.6

2022-08
2023-07

Districts: 2112
Accts: 91010
System:
Subsystem:

Total of Entries: [redacted] gning out there.
Num of Entries Shown: [redacted]

Full Account	Journal Description	User	R/Type	Vendor Code	One Time Vendor
[Redacted Content]					

Journal Entry Query

v.4.6

Exh. JW-7R

Other Criteria

Vendor Code:
Amount From:
Amount To:
Posting: All

Total of Entries:
Num of Entries Shown:

Full Account	Further Description	Date Doc	Doc Desc	Doc Ctrl Num	Po Ctrl Num
--------------	---------------------	----------	----------	--------------	-------------

[Redacted Table Content]					
--------------------------	--	--	--	--	--

Total of Entries:
Num of Entries Shown:

Full Account	Vendor Order Num	Ticket Num	Document 2	Document 1	Class Code	Date Entered	Date Posted	Amt Net	Date Due
--------------	------------------	------------	------------	------------	------------	--------------	-------------	---------	----------



Total of Entries:
Num of Entries Shown:

Full Account	Database	Reversing Flag	Hold Flag	Recurring Flag	Repeating Flag	Type Flag	Posted Flag	Seg1	Seg2	Seg3	Seg4



Total of Entries:
Num of Entries Shown:

Full Account	Staged_RefCode	Staged_DocRef	Staged Year Month	Staged District	VO Number
--------------	----------------	---------------	-------------------	-----------------	-----------

--	--	--	--	--	--

Exclude IC:				
(drill)	(drill)	(drill)	(drill)	(drill)
From Epicor - Current Mth Actual BS				Three M
Current Mth				
Posted	Unposted	Staged	Total	May-22




Exclude IC:				
(drill)	(drill)	(drill)	(drill)	(drill)
From Epicor - Current Mth Actual BS				Three M
Current Mth				
Posted	Unposted	Staged	Total	May-22



Exclude IC:

(drill)	(drill)	(drill)	(drill)	(drill)
From Epicor - Current Mth Actual BS				Three M
Current Mth				May-22
Posted	Unposted	Staged	Total	




Exclude IC:				(drill)
(drill)	(drill)	(drill)	(drill)	(drill)
From Epicor - Current Mth Actual BS				Three M
Current Mth				May-22
Posted	Unposted	Staged	Total	



System:
SubSystem:

(drill)	(drill)	
Month BS Trend (from Epicor)		
Jun-22	Total Jul-22	Change from Prior Period




System:		
SubSystem:		
(drill)	(drill)	
Month BS Trend (from Epicor)		
Jun-22	Total Jul-22	Change from Prior Period



System:
SubSystem:

(drill)	(drill)	
Month BS Trend (from Epicor)		
Jun-22	Total Jul-22	Change from Prior Period



System:		
SubSystem:		
(drill)	(drill)	
Month BS Trend (from Epicor)		
Jun-22	Total Jul-22	Change from Prior Period
		

Exclude IC:

(drill)

(drill)

(drill)

(drill)

(drill)

From Epicor - Current Mth Actual BS

Three M



Exclude IC:

(drill)

(drill)


(drill)

(drill)

(drill)

From Epicor - Current Mth Actual BS

Three M



Exclude IC:

(drill)

(drill)


(drill)

(drill)

(drill)

From Epicor - Current Mth Actual BS

Three M



System:
SubSystem:

(drill) (drill)

Month BS Trend (from Epicor)



System:
SubSystem:

(drill) (drill)

Month BS Trend (from Epicor)



System:
SubSystem:

(drill) (drill)

Month BS Trend (from Epicor)



Remaining items from IDR 1 request

Asset #	Description	In Service Date	Cost				
	117317 2015 REL Freighliner (N)	Nov-14	228,768	102,330	116,911	1,852	8,953
	173840 2016 ASL Peterbilt (N)	Oct-15	345,403	173,022	173,042		
435297	246088 2017 4 Axle Long Haul Tractor	11/2/2016	154,776.30	154,776			
460289	183280/183718 2018 RO Truck	Jun-17	234,776	169,365	63,934		
186843	184362/184561 2018 ASL Truck	Jul-17	329,067	173,305	154,372	692	699
	195618 2018 Better Weigh Mfg Pup Trailer	Apr-18	123,835	123,835			
	202834 2019 ASL Truck	Sep-18	345,671	162,935	182,736		
103953	204187/207701 2019 ASL Truck	Oct-18	346,373	182,736	162,663	973	
103952	204184/207702 2019 ASL Truck	Oct-18	346,373	182,736	162,663	973	
	217462 New 2019 RO Truck	Jun-19	245,096	170,359	74,737		
	219748 2020 Peterbilt FEL	Sep-19	330,692	185,828	144,864		
	219749 2020 Peterbilt FEL	Sep-19	330,692	185,828	144,864		
	221747 2020 Peterbilt ASL	Sep-19	378,973	188,926	190,047		
	223825 2020 Peterbilt ASL	Nov-19	378,973	188,926	190,047		
	Q1 2020 New FEL Peterbilt / Labrie 40yd	Mar-20	364,810	Budgeted Item should not have been included in GRC			
	Q1 2020 New FEL Peterbilt / Labrie 40yd	Mar-20	364,810	Budgeted Item should not have been included in GRC			
	231665 2020 Peterbilt REL Truck	Apr-20	307,843	182,784	124,542	518	
	231666 2020 Peterbilt REL Truck	Apr-20	307,843	182,784	124,542	518	
108673	234108 2020 Peterbilt ASL Truck	Apr-20	379,186	188,922	190,264		
107962	232598 2020 Peterbilt FEL Truck	May-20	334,853	188,301	146,033	520	
107963	232599 2020 Peterbilt FEL Truck	May-20	334,851	188,301	146,033	518	
	232597 2020 Peterbilt Recycle Truck	May-20	323,707	194,488	129,218		
	245720 95 Gal Plastic Carts - Grey	1/1/2021	31,727.26	31,727			
	245955 Sequim Land	1/20/2021	184,230.00	184,230			
	251580 Sequim Office - Legal	1/21/2021	7,870.00	7,870			
	247674 Sequim Office Purchase	1/21/2021	36,284.36				
	246599 Sequim Office Purchase	1/21/2021	-22,013.78	22,014			
	246027 Sequim Office Purchase	1/21/2021	709,770.00	709,770			
	246144 (4) Gray Truck Lifts	1/31/2021	42,005.78	42,006			
	254783 2000 Panderra Container Chassis	6/11/2021	19,782.00	18,000	1,782		
679887	264431 2020 Peterbilt Transfer Tractor	9/24/2021	165,345.00	165,345			
	265267 2022 ROL Pup Trailer (Pioneer HR2000PP)	11/11/2021	68,165.85	68,166			
	285284 2 YARD STANDARD BODY REAR LOADS	6/22/2022	25,627.83	25,628			
	284341 65 Gal MSW Carts	6/28/2022	40,517.73	40,518			
	294774 40yd Roll Off Boxes	10/14/2022	29,907.00	29,907			
839279	294554 2023 Peterbilt ROL Truck	10/31/2022	296,244.28	88,194	208,050		
113681	298175 2023 Peterbilt ASL Truck - PKG	11/16/2022	336,162.20	336,162			
839285	294555 2023 Peterbilt ROL Truck	12/6/2022	301,853.17	213,659	88,194		
114140	299286 2023 Peterbilt MSL Truck-Body	1/23/2023	228,789.55	228,790			
114140	298244 2023 Peterbilt MSL Truck-Chassis	1/23/2023	199,299.54	199,300			
881323	305639 2023 Peterbilt 537 Grapple Truck	4/21/2023	183,264.00	183,264			
	311692 64 Gal MSW Carts	7/3/2023	34,826.88	32,100	2,825		

Removed from IDR 1 request for invoices.

Asset #	Description	In Service Date	Cost		
230,046	(1,278)	246084	2004 Tractor	6/26/2006	99,553.75
346,063	(660)	275277	48 ft Dry Van Container - Sales Tax	9/1/2006	37648.8
154,776	-	246083	Roll off trailer	10/23/2006	49441.57
233,299	1,477	275276	2006 Helm Container Chassis	12/8/2006	41,353.60
329,067	(0)	312110	30 Yard R/O Containers	11/3/2008	30,500.00
123,835	(0)	308415	2008 Peterbilt/McNeilus ASL Truck	5/15/2009	235,798.41
345,671	(0)	302423	2009 New International Truck	9/28/2009	131,742.00
346,373	0	302422	2010 International 7400-REL	12/31/2009	95,271.64
346,373	0	302743	Meneilus 20yd	1/1/2010	79,897.05
245,096	(0)	286335	New 2009 ASL Truck (Package Purchase)	1/31/2010	274,650.34
330,692	(0)	99658	2013 Peterbuilt w/Pekr (N)	Dec-12	334,615
330,692	(0)	105711	2007 Freightliner (U)	Jul-13	68,588
378,973	(0)	246086	2014 53' Walking Floor Trailer	8/10/2013	92,074.96
378,973	(0)	107722	2004 Kenworth Boom Truck (Cont Del) (U)	9/1/2013	65,220.00
		109828	(13) Truck Radios	Dec-13	18,256
		118536	Truck Radio	Jul-14	825
307,843	0	173834	2010 Peterbilt ASL	Apr-15	89584
307,843	0	126398	2016 ASL Truck	Oct-15	345403
379,186	0	181880/183281	Replace Engine in Truck #603	Apr-17	12749
334,853	(0)				
334,851	(0)				
323,707	0				
31,727	-				
184,230	-				
7,870	-				
-	36,284				
22,014	-				
709,770	-				
42,006	-				
19,782	-				
165,345	-				
68,166	-				
25,628	-				
40,518	-				
29,907	-				
296,244	-				
336,162	-				
301,853	-				
228,790	-				
199,300	-				
183,264	-				
34,925	(98)				

Assets Through 12.31.2020							
Equipment	Cost	Salvage	Depr Cost	Test Year Depr	Beginning Accum Depr 8/1/2022	Ending Accum Depr 7/31/2023	Average Investment 7/31/2023
Trucks							
Garbage Truck	6,225,168	-	6,225,168	530,288	3,013,030	3,554,472	2,670,696
Mill Haul Truck	2,500	-	2,500	-	2,500	2,500	-
Roll Off Truck	679,214	-	679,214	59,816	362,770	422,586	256,628
Recycling/YW Truck	831,494	-	831,494	32,371	580,622	612,992	218,502
MRF Hauls Truck	-	-	-	-	-	-	-
City Contract Specific Truck	994,871	-	994,871	99,487	232,137	331,624	663,247
Container Delivery Truck	-	-	-	-	-	-	-
Total Trucks	8,733,248	-	8,733,248	721,962	4,191,057	4,924,173	3,809,074
Containers							
Containers	1,126,611	-	1,126,611	36,483	873,496	912,127	214,484
Roll Off	737,184	-	737,184	29,004	555,510	584,514	152,670
Garbage Carts	1,192,009	-	1,192,009	99,746	879,071	979,183	212,826
Recycling Bins - Jefferson UTC & Port	51,511	-	51,511	4,069	43,475	47,545	3,966
Recycling Carts - Clallam UTC, Sequim	432,687	-	432,687	61,812	238,012	299,824	132,863
City Contract Specific	29,012	-	29,012	2,940	8,711	11,651	17,361
Total Containers	3,569,014	-	3,569,014	234,055	2,598,275	2,834,844	734,170
Service Equipment	151,583	-	151,583	17,620	98,899	116,519	35,063
Shop Equipment	2,842,164	-	2,842,164	266,053	1,072,481	1,338,686	1,503,478
MRF Equipment	38,884	-	38,884	4,975	26,081	31,056	7,828
Office Equipment	66,983	-	66,983	1,019	61,434	62,822	4,161
Leasehold Improvement	393,255	-	393,255	36,558	184,936	221,494	171,761
Office Building	-	-	-	-	-	-	-
Land	-	-	-	-	-	-	-
Total	15,795,131	-	15,795,131	1,282,243	8,233,163	9,529,595	6,265,535

+

28,097,392 - 28,097,392 2,238,261 15,022,495 17,288,613 10,808,779

New Assets Adds from FAR (1.1.2021 and Beyond)							
Equipment	Cost	Salvage	Depr Cost	Test Year Depr	Beginning Accum Depr 8/1/2022	Ending Accum Depr 7/31/2023	Average Investment 7/31/2023
Trucks							
Garbage Truck	1,278,245	-	1,278,245	48,925	835,738	884,663	393,583
Mill Haul Truck	648,123	-	648,123	89,314	337,878	427,192	220,931
Roll Off Truck	716,836	-	716,836	69,661	56,745	126,406	590,430
Recycling/YW Truck	336,407	-	336,407	33,641	-	33,641	302,766
MRF Hauls Truck	97,977	-	97,977	-	97,977	97,977	-
City Contract Specific Truck	-	-	-	-	-	-	-
Container Delivery Truck	219,986	-	219,986	20,238	18,544	38,781	181,205
Total Trucks	3,297,575	-	3,297,575	261,778	1,346,881	1,608,660	1,688,915
Containers							
Containers	254,697	-	254,697	17,686	49,951	67,638	187,059
Roll Off	150,047	-	150,047	5,732	84,501	90,233	59,814
Garbage Carts	187,121	-	187,121	26,732	16,184	42,916	144,205
Recycling Bins	40,406	-	40,406	8,081	4,160	12,241	28,165
Recycling Carts	16,975	-	16,975	2,425	3,435	5,860	11,115
City Contract Specific	-	-	-	-	-	-	-
Total Containers	649,246	-	649,246	60,656	158,232	218,888	430,357
Service Equipment	-	-	-	-	-	-	-
Shop Equipment	55,055	-	55,055	9,029	24,572	33,601	21,454
MRF Equipment	-	-	-	-	-	-	-
Office Equipment	23,220	-	23,220	3,981	8,926	16,474	6,745
Leasehold Improvement	-	-	-	-	-	-	-
Office Building	731,911	-	731,911	36,596	57,943	94,538	637,372
Land	184,230	-	184,230	-	-	-	184,230
Total	4,941,236	-	4,941,236	372,040	1,596,554	1,972,162	2,969,075

8,888,057 - 8,888,057 694,475 3,101,667 3,799,710 5,088,347

Equipment	Cost
Trucks	
Garbage Truck	-
Mill Haul Truck	-
Roll Off Truck	-
Recycling/YW Truck	-
MRF Hauls Truck	-
City Contract Specific Truck	-
Container Delivery Truck	-
Total Trucks	-
	(391,448)
Containers	
Containers	-
Roll Off	-
Garbage Carts	-
Recycling Bins - Jefferson UTC	0
Recycling Carts - Clallam UTC,	-
City Contract Specific	-
Total Containers	0
Service Equipment	-
Shop Equipment	-
MRF Equipment	-
Office Equipment	-
Leasehold Improvement	-
Office Building	-
Land	-
Total	0

+

Assets Adds			
Test Year Depr	Beginning Accum Depr 8/1/2022	Ending Accum Depr 7/31/2023	Average Investment 7/31/2023
-	-	-	-
-	-	-	-
31,953	30,666	62,619	256,909
31,953	30,666	62,619	256,909

=

Combined Summary - This Section to Proforn					
Equipment	Cost	Salvage	Depr Cost	Test Year Depr	Beginning Accum Depr 8/1/2022
Trucks					
Garbage Truck	7,503,413		7,503,413	579,213	3,848,767
Mill Haul Truck	650,623		650,623	89,314	340,378
Roll Off Truck	1,396,051		1,396,051	129,477	419,515
Recycling/YW Truck	1,167,901		1,167,901	66,011	580,622
MRF Hauls Truck	97,977		97,977	-	97,977
City Contract Specific Truck	994,871		994,871	99,487	232,137
Container Delivery Truck	219,986		219,986	20,238	18,544
Total Trucks	12,030,823	-	12,030,823	983,741	5,537,939
Containers					
Containers	1,381,307		1,381,307	54,170	923,447
Roll Off	887,231		887,231	34,736	640,011
Garbage Carts	1,379,130		1,379,130	126,478	895,255
Recycling Bins - Jefferson UTC	91,918		91,918	12,151	47,636
Recycling Carts - Clallam UTC,	449,662		449,662	64,237	241,447
City Contract Specific	29,012		29,012	2,940	8,711
Total Containers	4,218,260	-	4,218,260	294,712	2,756,506
Service Equipment	151,583		151,583	17,620	98,899
Shop Equipment	2,897,220		2,897,220	275,082	1,097,053
MRF Equipment	358,413		358,413	36,928	56,747
Office Equipment	90,203		90,203	5,000	70,360
Leasehold Improvement	393,255		393,255	36,558	184,936
Office Building	731,911		731,911	36,596	57,943
Land	184,230		184,230	-	-
Total	21,055,896	-	21,055,896	1,686,236	9,860,383

31,953 30,666 62,619 256,909

37,304,978 - 37,304,978 2,964,689 18,154,828
 37304978.04 0 37304978.04 2964688.84 18154828.42

na	
Ending Accum Depr 7/31/2023	Average Investment 7/31/2023
4,439,134	3,064,279
429,692	220,931
548,992	847,059
646,633	521,268
97,977	-
331,624	663,247
38,781	181,205
6,532,833	5,497,990
979,765	401,543
674,747	212,484
1,022,099	357,031
59,786	32,131
305,684	143,977
11,651	17,361
3,053,732	1,164,527
116,519	35,063
1,372,287	1,524,933
93,675	264,737
79,296	10,906
221,494	171,761
94,538	637,372
-	184,230
11,564,376	9,491,519
-	-

21,150,942 16,154,036
 21150941.6 16154036.44
 - -

District	Asset #	Parent/ Child	Descr	Container Count	MFG Serial#	License Plate	Model Year
2112	271212	99658	Capital Repair - Transmission Truck #884				0
2112	286335	P	New 2009 ASL Truck (Package Purchase)	0	3BPZL00X59F718864	B58297N	2009
2112	298244	P	2023 Peterbilt MSL Truck-Chassis		3BPDLK0X7PF114140	D23503C	2023
2112	298875	298244	Decals-2023 MSL Truck				2023
2112	299286	298244	2023 Peterbilt MSL Truck-Body		3BPDLK0X7PF114140		0
2112	302422	P	2010 International 7400 REL	0	1HTWGAZR6AJ259927	B27391N	2010
2112	302423	P	2009 New International Truck	0	1HTWCAANX9J126605	C18568T	2009
2112	302742	302422	New Mc Neilus Truck # 50-39 Use Tax	0	1HTWGAZR6AJ259927		2010
2112	302743	302422	Mcneilus 20yd	0			2010
2112	308415	P	2008 Peterbilt/McNeilus ASL Truck	0	3BPZL00X78F718153	B12084L	2008
2112	308416	308415	Sales/Use tax on 2008 Peterbilt ASL Truck	0		718153	2008
2112	308417	308415	Alingment on Truck #28	0		718153	2008
2112	308418	308415	Instillation of Auto Grease System Truck #28	0	3BPZL00X78F718153		2008

Exh. JW-7R

Vendor/Mfg	Body Mfg	Ins Category	In Service Date	Acq Date	CER #	Useful Life	Asset Account	Cost
Peterbilt		Non-Rolling Stock	11/1/2021	11/1/2021	2112-21-0032-1	300	14040	18093.17
Peterbilt 320	McNeilus	Automated Sideload	1/31/2010	1/31/2010	2112-9-0012-1	900	14040	274650.34
Peterbilt 520	Labrie	S/L Truck	1/23/2023	1/23/2023	2112-22-0002	1000	14040	199299.54
SQ BAILEY SIGNS & GRAPHI		Non-Rolling Stock	1/23/2023	1/23/2023	2112-22-0002-1	1000	14040	848.64
SOLID WASTE SYSTEMS		Non-Rolling Stock	1/23/2023	1/23/2023	2112-22-0002-1	1000	14040	228789.55
International	McNeilus	REL Truck	12/31/2009	12/31/2009	2144-9-0008-1	1000	14040	95271.64
International 7400	Heil	REL Truck	9/28/2009	9/28/2009	2149-9-0036-1	900	14040	131742
		REL Truck	12/31/2009	12/31/2009	2144-9-0008-1	1000	14040	9163.63
		REL Truck	1/1/2010	1/1/2010	2144-9-0008-1	1000	14040	79897.05
Peterbilt 320	McNeilus	Automated Sideload	5/15/2009	5/15/2009	2149-9-0026-1	900	14040	235798.41
		Automated Sideload	5/15/2009	5/15/2009	2149-9-0026-1	900	14040	590
		Automated Sideload	5/15/2009	5/15/2009	2149-9-0026-1	900	14040	1338.31
		Automated Sideload	5/15/2009	5/15/2009	2149-9-0026-1	900	14040	2763

Exp. JW-7R

Accum Account	Accum Life to Date	NBV	Accum YTD	Expense Account	Current Depr	Acq Type	Former Company	Invoice #
14046	10554.36	7538.81	3518.12	51260	502.59	P		025R256430
14046	274650.34	0	0	51260	0	P		1197363
14046	9964.98	189334.56	9964.98	51260	1660.83	P		
14046	42.43	806.21	42.43	51260	7.07	P		NA
14046	11439.48	217350.07	11439.48	51260	1906.58	P		183520
14046	95271.64	0	0	51260	0	P		7878
14046	131742	0	0	51260	0	P		24044364
14046	9163.63	0	0	51260	0	P		59927
14046	79897.05	0	0	51260	0	P		1162237
14046	235798.41	0	0	51260	0	P		1019602
14046	590	0	0	51260	0	P		02-1633
14046	1338.31	0	0	51260	0	P		2045
14046	2763	0	0	51260	0	P		024/209970

Company Asset #	Book	Activity Cd	Depr Meth	Beg Date	Dbase	Seq	Beg Depr	Truck #	Equipment Type	Month	Year-PIS
	Internal	A	SL		WCNX	0	0	884	Garbage Truck	11	2021
881	Internal	A	SL	7/31/2022	WCNX	0	274650.34	881	Garbage Truck	1	2010
895	Internal	A	SL		WCNX	0	0	895	Garbage Truck	1	2023
	Internal	A	SL		WCNX	0	0	895	Garbage Truck	1	2023
	Internal	A	SL		WCNX	0	0	895	Garbage Truck	1	2023
50-40	Internal	A	SL	3/31/2023	WCNX	0	95271.64	5040	Garbage Truck	12	2009
31	Internal	A	SL	3/31/2023	WCNX	0	131742	31	Garbage Truck	9	2009
	Internal	A	SL	3/31/2023	WCNX	0	9163.63	5040	Garbage Truck	12	2009
	Internal	A	SL	3/31/2023	WCNX	0	79897.05	5040	Garbage Truck	1	2010
27	Internal	A	SL	5/31/2023	WCNX	0	235798.41	28	Garbage Truck	5	2009
	Internal	A	SL	5/31/2023	WCNX	0	590	28	Garbage Truck	5	2009
	Internal	A	SL	5/31/2023	WCNX	0	1338.31	28	Garbage Truck	5	2009
	Internal	A	SL	5/31/2023	WCNX	0	2763	28	Garbage Truck	5	2009

Exp. JW-7R

Year Fully Dep	Year/Mo Fully Dep	Monthly Dep	Annual Dep	Test Year Dep	BOY Accum	EOY Accum	EOY Average Investment
2024	2024.916667	502.5880556	6031.056667	6031.056667	4523.2925	10554.34917	7538.820833
2019	2019.083333	2543.058704	30516.70444		0	274650.34	274650.34
2033	2033.083333	1660.8295	19929.954	19929.954	0	19929.954	179369.586
2033	2033.083333	7.072	84.864	84.864	0	84.864	763.776
2033	2033.083333	1906.579583	22878.955	22878.955	0	22878.955	205910.595
2019	2020	793.9303333	9527.164	0	95271.64	95271.64	0
2018	2018.75	1219.833333	14638	0	131742	131742	0
2019	2020	76.36358333	916.363	0	9163.63	9163.63	0
2020	2020.083333	665.80875	7989.705	0	79897.05	79897.05	0
2018	2018.416667	2183.318611	26199.82333	0	235798.41	235798.41	0
2018	2018.416667	5.462962963	65.55555556	0	590	590	0
2018	2018.416667	12.39175926	148.7011111	0	1338.31	1338.31	0
2018	2018.416667	25.58333333	307	0	2763	2763	0

Exp. JW-7R

Pre 1/1/2021 Add?
No
No
No
No
No
No
No
No
No
No
No
No
No
No
No
No
No

Pre 1/1/2021 Add? No

LIVE PIVOT

Exh. JW-7R

Row Labels	Sum of Cost	Sum of Test Year Dep	Sum of BOY Accum	Sum of EOY Accum
Containers	\$ 254,696.62	\$ 17,686.33	\$ 49,951.22	\$ 67,637.77
Garbage Carts	\$ 187,121.11	\$ 26,731.59	\$ 16,184.17	\$ 42,915.76
Garbage Truck	\$ 1,278,245.28	\$ 48,924.83	\$ 835,737.67	\$ 884,662.50
Land	\$ 184,230.00	\$ -		
Mill Haul Truck	\$ 648,123.15	\$ 89,314.40	\$ 337,877.92	\$ 427,192.32
MRF Hauls Truck	\$ 97,977.16	\$ -	\$ 97,977.16	\$ 97,977.16
Office Building	\$ 731,910.58	\$ 36,595.53	\$ 57,942.92	\$ 94,538.45
Office Equipment	\$ 23,219.59	\$ 3,980.61	\$ 8,925.96	\$ 16,474.19
Roll Off	\$ 150,046.81	\$ 5,732.17	\$ 84,500.73	\$ 90,232.89
Roll Off Truck	\$ 716,836.39	\$ 69,660.88	\$ 56,745.05	\$ 126,405.93
Shop Equipment	\$ 55,055.16	\$ 9,029.22	\$ 24,571.70	\$ 33,600.92
Recycling Bins	\$ 40,406.06	\$ 8,081.21	\$ 4,160.17	\$ 12,241.39
Recycling Carts	\$ 16,974.92	\$ 2,424.99	\$ 3,435.40	\$ 5,860.39
Container Delivery Truck	\$ 219,986.24	\$ 20,237.67	\$ 18,543.51	\$ 38,781.18
Recycling/YW Truck	\$ 336,407.00	\$ 33,640.70	\$ -	\$ 33,640.70
Grand Total	\$ 4,941,236.07	\$ 372,040.11	\$ 1,596,553.59	\$ 1,972,161.54

Pasted Values

Row Labels	Sum of Cost	Sum of Test Year Dep	Sum of BOY Accum	Sum of EOY Accum
Containers	\$ 254,696.62	\$ 17,686.33	\$ 49,951.22	\$ 67,637.77
Garbage Carts	\$ 187,121.11	\$ 26,731.59	\$ 16,184.17	\$ 42,915.76
Garbage Truck	\$ 1,278,245.28	\$ 48,924.83	\$ 835,737.67	\$ 884,662.50
Land	\$ 184,230.00	\$ -		
Mill Haul Truck	\$ 648,123.15	\$ 89,314.40	\$ 337,877.92	\$ 427,192.32
MRF Hauls Truck	\$ 97,977.16	\$ -	\$ 97,977.16	\$ 97,977.16
Office Building	\$ 731,910.58	\$ 36,595.53	\$ 57,942.92	\$ 94,538.45
Office Equipment	\$ 23,219.59	\$ 3,980.61	\$ 8,925.96	\$ 16,474.19
Roll Off	\$ 150,046.81	\$ 5,732.17	\$ 84,500.73	\$ 90,232.89
Roll Off Truck	\$ 716,836.39	\$ 69,660.88	\$ 56,745.05	\$ 126,405.93
Shop Equipment	\$ 55,055.16	\$ 9,029.22	\$ 24,571.70	\$ 33,600.92
Recycling Bins	\$ 40,406.06	\$ 8,081.21	\$ 4,160.17	\$ 12,241.39
Recycling Carts	\$ 16,974.92	\$ 2,424.99	\$ 3,435.40	\$ 5,860.39
Container Delivery Truck	\$ 219,986.24	\$ 20,237.67	\$ 18,543.51	\$ 38,781.18
Recycling/YW Truck	\$ 336,407.00	\$ 33,640.70	\$ -	\$ 33,640.70
Grand Total	\$ 4,941,236.07	\$ 372,040.11	\$ 1,596,553.59	\$ 1,972,161.54

Sum of EOY Average Investment	
\$	187,058.85
\$	144,205.35
\$	393,582.78
\$	184,230.00
\$	220,930.83
\$	-
\$	637,372.13
\$	6,745.40
\$	59,813.92
\$	590,430.46
\$	21,454.24
\$	28,164.67
\$	11,114.53
\$	181,205.06
\$	302,766.30
\$	2,969,074.53

Sum of EOY Average Investment	
\$	187,058.85
\$	144,205.35
\$	393,582.78
\$	184,230.00
\$	220,930.83
\$	-
\$	637,372.13
\$	6,745.40
\$	59,813.92
\$	590,430.46
\$	21,454.24
\$	28,164.67
\$	11,114.53
\$	181,205.06
\$	302,766.30
\$	2,969,074.53

District	Asset #	Parent/ Child	Descr	Container Count	MFG Serial#	License Plate
2112	313091	P	18 Gal Recycle Bins	720		94-3283464
2112	312998	P	1 Yard FEL Containers	1		
2112	312639	P	HP USB-C G5 Essential Dock - SN: 5CG301ZYB1	1		94-3283464
2112	312638	P	HP ProBook 450 G9 Notebook - SN: 5CD3221Q67	1		94-3283464
2112	312110	P	30 Yard R/O Containers	2		
2112	312109	P	20 Yard R/O Containers	2		
2112	311692	P	64 Gal MSW Carts	600		94-3283464
2112	310045	P	2004 Genie Man Lift Z45/25		Z452504-22889	
2112	309959	P	2004 Genie Man Lift Z45/25		Z452504-22889	
2112	309700	305639	22 Rollover- New Container Delivery Truck - 4 Colored Door Panels			
2112	309410	305639	CD Truck CD2 Registration			
2112	309409	305639	CD Truck CD2 Registration			
2112	309408	305639	CD Truck CD2 Registration			
2112	309407	305639	CD Truck CD2 Registration			
2112	308418	308415	Installation of Auto Grease System Truck #28	0	3BPZL00X78F718153	
2112	308417	308415	Alingment on Truck #28	0		718153
2112	308416	308415	Sales/Use tax on 2008 Peterbilt ASL Truck	0		718153
2112	308415	P	2008 Peterbilt/McNeilus ASL Truck	0	3BPZL00X78F718153	B12084L
2112	308293	P	12 Yd Rectangle Drop Boxes w/ Lids	1		
2112	308194	P	20 yd Drop Box (U)	1		
2112	307783	P	6 YD Commercial Customers (\$100 each)	360		
2112	307781	P	1.5 Yard Commercial Containers	94		
2112	307488	P	1.5 Yard REL Containers	8		
2112	307485	P	1.5 Yard REL Containers	37		
2112	307479	P	6yd Containers S'D n/Lids (N)	24		
2112	305964	P	1.5 YD REL Containers	15		94-3283464
2112	305963	P	1 YD REL Containers	15		94-3283464
2112	305639	P	2023 Peterbilt 537 Grapple Truck		2NPMHM7X7PM881323	
2112	305638	305639	Lytix Drive Cam		2NPMHM7X7PM881323	
2112	305303	P	6 YD FEL Containers	5		94-3283464
2112	305302	P	4 YD FEL Containers	10		94-3283464
2112	305301	P	1.5 YD FEL Containers	15		94-3283464
2112	305300	P	1 YD FEL Containers	15		94-3283464
2112	304153	304152	HP USB-C G5 Essential Dock - SN: 5CG242ZSDQ	1		
2112	304152	P	HP ProBook 450 G9 Notebook -Wolf Pro Security	1		
2112	302743	302422	Mcneilus 20yd	0		
2112	302742	302422	New Mc Neilus Truck # 50-39 Use Tax	0	1HTWGAZR6AJ259927	
2112	302423	P	2009 New International Truck	0	1HTWCAANX9J126605	C18568T
2112	302422	P	2010 International 7400 REL	0	1HTWGAZR6AJ259927	B27391N
2112	299286	298244	2023 Peterbilt MSL Truck-Body		3BPDLK0X7PF114140	
2112	298876	294554	Weld Plate			
2112	298875	298244	Decals-2023 MSL Truck			
2112	298244	P	2023 Peterbilt MSL Truck-Chassis		3BPDLK0X7PF114140	D23503C
2112	298176	298175	Decals		3BPDJ0X0PF113681	
2112	298175	P	2023 Peterbilt ASL Truck - PKG		3BPDJ0X0PF113681	D33058A
2112	298107	P	57L Recycling Bins	720		
2112	297478	294555	Decals			
2112	297477	294554	Decals			
2112	294774	P	40yd Roll Off Boxes	2		
2112	294555	P	2023 Peterbilt ROL Truck		1NPCX4EX3PD839285	D20176B
2112	294554	P	2023 Peterbilt ROL Truck		1NPCX4EX8PD839279	D33057A
2112	290998	290995	Install new Engine In Unit 9577	0		
2112	290997	290995	Replace Engine in Unit 9577	0		
2112	290996	290995	Rebuild Cylinder Head for UNIT 9577 - Capital Re	0		
2112	290995	P	1999 Type M Van Box	0	JW6BBF1H9XL003661	
2112	287547	P	HP Smart Buy ProBook 450 G8 for AC SN: 5CD221	1		
2112	287163	287547	Docking Station for Laptop - No SN on Amazon P	1		
2112	286335	P	New 2009 ASL Truck (Package Purchase)	0	3BPZL00X59F718864	B58297N
2112	285324	P	8 YARD SLANT FRONT LOAD	3		
2112	285321	P	8 YARD SLANT FRONT LOAD	1		
2112	285305	P	6 YARD SLANT FRONT LOAD	3		
2112	285303	P	6 YARD SLANT FRONT LOAD	1		
2112	285292	P	4 YARD SLANT FRONT LOAD	15		
2112	285287	P	3 YARD SLANT FRONT LOAD	15		
2112	285284	P	2 YARD STANDARD BODY REAR LOADS	30		
2112	285283	P	2 YARD STANDARD BODY REAR LOAD	9		
2112	285282	P	2 YARD STANDARD BODY REAR LOAD	1		
2112	285278	P	1 YARD STANDARD BODY REAR LOAD	8		
2112	285277	P	1 YARD STANDARD BODY REAR LOAD	2		
2112	285275	P	1 YARD FEL	10		
2112	284341	P	65 Gal MSW Carts	648		

2112	283931	P	New computer for site SN: 5CD221613B	1		
2112	283930	283931	New Docking Station for Laptop - No SN on Ama	1		Exh. JW-7R
2112	283929	P	New Computer for site SN: 5CD2164KYL	1		
2112	283928	283929	Docking Station for new Laptop - No SN on Ama	1		
2112	283927	P	New Computer for Site SN: QQ21452166	1		
2112	282057	P	HP ProBook 640 SN: 5CD2159TCZ	1		
2112	282056	282057	New Docking Station for Ops Manager Laptop - f	1		
2112	281620	P	10 YD FEL/REL/SL Metal	3		
2112	281558	P	8 Yd Commercial Containers	3		
2112	281458	P	2YD REL Containers	8		
2112	281312	P	6 YD Containers	7		
2112	281311	P	6 YD FEL Containers	32		
2112	281305	P	4 Yard FEL Containers	5		
2112	281292	P	30 YD Roll Off Containers	10		
2112	281075	P	3 YD Containers	22		0
2112	280498	P	4 YD FEL/REL/SL Metal	3		
2112	279853	P	4YD Containers	163		
2112	279807	P	2 Yard REL Containers	2		
2112	279796	P	2 yd Containers w/Lids	5		
2112	279328	P	2yd Containers	20		
2112	279327	P	2yd Containers	6		
2112	278442	277982	Sales Tax	0		94-3283464
2112	277992	P	95G MSW Carts	351		
2112	277986	P	65G MSW Carts	324		
2112	277983	277982	AP Sales Tax	0		
2112	277982	P	16G Recycle Bins	720		
2112	275282	P	HP ProBook 640 G2 - 14" Laptop			94-3283464
2112	275281	P	(1) Sony Internet TV S/N# S0180642028	0		
2112	275280	P	(4) Drivecam Units	4		
2112	275279	P	Shark Comm. Trailer, Skid Mounted 3500 PSI Pre	0		
2112	275278	P	Drive Cameras Subscription Fees	0		
2112	275277	P	48 ft Dry Van Container - Sales Tax	54		0
2112	275276	P	2006 Helm Container Chassis	0	1H9CC53467T347110	63644AC
2112	273622	P	Geo Tablets	57		
2112	271212	99658	Capital Repair - Transmission Truck #884			
2112	266846	P	16 GAL Recycle Bins	720		
2112	265287	P	4Yd FL Containers	10		
2112	265280	P	2Yd REL Containers	15		
2112	265279	P	2Yd FL Containers	15		
2112	265267	P	2022 ROL Pup Trailer (Pioneer HR2000PP)		1W9SR2536NC269920	
2112	264431	P	2020 Peterbilt Transfer Tractor		1XPXP49X3LD679887	
2112	264053	263828	docking station for DM - NO S/N listed for Amaz	1		
2112	263828	P	HP Probook S/N #5CD1321R5W	1		
2112	260305	P	65 Gallon Carts (Gray)	350		
2112	260003	P	30 Yd ROL Boxes	2		
2112	260002	P	20 Yd ROL Boxes	2		
2112	259022	P	15 Gal Recycle Bins	480		
2112	254783	P	2000 Panderra Container Chassis		1P9CG504XYH401017	40026AG
2112	254782	P	2000 Panderra Container Chassis		1P9CG5044XH401013	40027AG
2112	254781	P	2000 Panderra Container Chassis		1P9CG5042XH401012	40028AG
2112	254780	P	2000 Panderra Container Chassis		1P9CG5049XH401010	40029AG
2112	254779	P	2008 Homemade Container Chassis		1S9CC53428T505312	40051AG
2112	254778	P	Fruehauf Container Chassis (1996)		1H2P04835TW021827	
2112	254777	P	Fruehauf Container Chassis (1996)		1H2P04831TW021825	
2112	254776	P	Fruehauf Container Chassis (1995)		1H2P04839SW017827	
2112	254484	254483	Laptop Memory - SN S58SNM0R526654	1		
2112	254483	P	HP ProBook - SN 5CD11674KP	1		
2112	254050	P	8 YD Container	1		
2112	254049	P	6 YD Container	2		
2112	254048	P	50 YD RO Box	2		
2112	254047	P	40 YD RO Box	3		
2112	254046	P	4 YD Container	9		
2112	254045	P	30 YD RO Box	6		
2112	254044	P	25 YD RO Box	2		
2112	254043	P	20 YD RO Box	20		
2112	254042	P	1 YD Container	45		
2112	253906	P	NOREGON Panasonic Toughbook FZ-55	1		
2112	251580	246027	Sequim Office - Legal			
2112	250266	P	2YD REL METAL CONTAINERS	7		
2112	250265	P	1YD REL METAL CONTAINERS	7		
2112	250264	P	8YD FEL METAL CONTAINERS	1		
2112	250263	P	6YD FEL METAL CONTAINERS	3		

2112	250262	P	4YD FEL METAL CONTAINERS	10			
2112	250261	P	3YD FEL METAL CONTAINERS	2			Exh. JW-7R
2112	250260	P	2YD FEL METAL CONTAINERS	15			
2112	250259	P	1YD FEL METAL CONTAINERS	6			
2112	248118	P	95 Gal MSW Carts (Gray)	351			94-3283464
2112	248117	P	95 Gal Recycle Carts (Gray)	351			94-3283464
2112	247674	246027	Sequim Office Purchase				
2112	246794	P	15 GAL RECYCLE BINS	480			
2112	246599	246027	Sequim Office Purchase				
2112	246144	P	(4) Gray Truck Lifts	4			
2112	246088	P	2017 4 Axle Long Haul Tractor		1XPCP40X8HD435297		C18582T
2112	246087	246084	2004 Peterbilt In-Frame Repair				
2112	246086	P	2014 53' Walking Floor Trailer	0	48XAR5320E1008685		63967AE
2112	246085	246084	Wet Kit for Chassis 831975 invoice #915-0666	0		831975	
2112	246084	P	2004 Tractor	0	2XPFDB9X84M813975		C18583T
2112	246083	P	Roll off trailer	0	1C9R522456R992020		63966AE
2112	246082	P	Used 1993 Wabi Van Trailers #9324	0	1JVV533U8PL204715		48188AE
2112	246027	P	Sequim Office Purchase				
2112	245955	P	Sequim Land				
2112	245720	P	95 Gal Plastic Carts - Grey	702			
2112	243433	P	18 Gal Recycle Bins	480			
2112	243178	P	20 YD RO Boxes	9			94-3283464
2112	241724	P	10yd Drop Boxes	2			
2112	240607	P	(48) Lytx Drivecam Harness	48			
2112	239568	P	(48) Lytx Drivecams	48			
2112	238068	P	1.5 Yard Commercial Containers	6			
2112	237926	P	3YD Containers	6			
2112	237924	P	30YD Containers	7			
2112	237923	P	6 Yard Commercial Containers	12			
2112	237921	P	4 Yard Commercial Containers	6			
2112	237920	P	4YD Containers	16			
2112	237684	P	30 YD RO Containers	13			0
2112	236848	P	95 Gal Plastic Carts - Grey	351			
2112	235327	P	2020 Ford Pickup Truck		1FTMF1CB1LKE26193		C18586T
2112	235326	P	2020 Ford Pickup Truck		1FTMF1CBXLKE26192		C18585T
2112	234186	P	95 Gal Plastic Carts - Grey	2530			
2112	234185	P	95 Gal Plastic Carts - Grey	2965			
2112	234184	P	95 Gal Plastic Carts - Refuse	615			
2112	234183	P	35 Gal Plastic Carts - Refuse	2300			
2112	234108	P	2020 Peterbilt ASL Truck		3BPDLK0X9LF108673		C18477T
2112	234065	P	16 GAL Recycle Bins	500			
2112	233301	P	65 Gal Plastic Carts - Refuse	936			
2112	233300	P	95 Gal Plastic Carts - Grey	2536			
2112	233299	P	95 Gal Plastic Carts -Grey	702			
2112	233298	P	95 Gal Plastic Carts - Refuse	220			
2112	233297	P	35 Gal Plastic Carts - Refuse	2160			
2112	233296	P	8 Yard FEL Containers	2			
2112	233295	P	6 Yard FEL Containers	16			
2112	233294	P	4 Yard FEL Containers	9			
2112	233293	P	3 Yard FEL Containers	3			
2112	233292	P	2Yard FEL Containers	20			
2112	233291	P	1.5 Yard FEL Containers	15			
2112	233290	P	1 Yard FEL Containers	15			
2112	233289	P	2 Yard REL Containers	6			
2112	233288	P	1.5 Yard REL Containers	6			
2112	233287	P	1 Yard REL Containers	6			
2112	233213	P	Desktop PC - Blue Mtn TS SN-MXL0132VMF				
2112	232599	P	2020 Peterbilt FEL Truck		3BPDLK0X2LF107963		C18479T
2112	232598	P	2020 Peterbilt FEL Truck		3BPDLK0X0LF107962		C18478T
2112	232597	P	2020 Peterbilt Recycle Truck		3BPDLK0X3LF108684		C18584T
2112	231985	P	95 Gal Plastic Carts - Grey	702			
2112	231984	P	65 Gal Plastic Carts - Refuse	1014			
2112	231983	P	35 Gal Plastic Carts - Refuse	140			
2112	231666	P	2020 Peterbilt REL Truck		3BPDLK0X7LF108672		C18481T
2112	231665	P	2020 Peterbilt REL Truck		3BPDLK0X5LF108671		C18480T
2112	231607	P	35 Gal Plastic Carts - Refuse	504			
2112	231606	P	65 Gal Plastic Carts - Refuse	915			
2112	231605	P	95 Gal Plastic Carts - Refuse	178			
2112	228654	44500	Engine Rebuild on asset #44500				
2112	227697	P	2005 Ford F150 Lariat pickup (brown)	0	1FTPWF12515KE71128		C18570T
2112	226150	P	4 YD FEL Plastic Container	20			
2112	226149	P	3 YD FEL Plastic Container	10			

2112	226148	P	2 YD FEL Plastic Container	22		
2112	226147	P	1 YD FEL Plastic Container	17		Exh. JW-7R
2112	225891	P	96 Gallon MSW Carts	624		
2112	224643	P	50 YD Metal RO	2		
2112	223825	P	2020 ASL Peterbilt Truck		3BPDLK0X8LF107319	C59410S
2112	222833	219749	2020 Peterbilt FEL Truck- Body			
2112	222832	219748	2020 Peterbilt FEL Truck- Body			
2112	221747	P	2020 Peterbilt ASL Truck		3BPDLK0X6LF107318	C59409S
2112	221735	218615	arch/structual engineering services			
2112	221106	218615	Permit fees- Electrical Phase			
2112	220970	218615	Engineering Services Refund			
2112	220969	218615	Water Meter Installation for New Shop			
2112	219749	P	2020 FEL Peterbilt Truck		3BPDLK0XXLF107421	C59362S
2112	219748	P	2020 FEL Peterbilt Truck		3BPDLK0X8LF107420	C59361S
2112	218617	P	New Shop IS Hardware			
2112	218616	P	Facility Improvements			
2112	218615	P	New Shop			
2112	218614	P	Maintenance Shop (Sequim)			
2112	217462	P	New 2019 R/O Truck		1NPCX4EX8KD628012	C59360S
2112	216316	P	30Yd ROL Box	4		
2112	216315	P	20Yd ROL Box	4		
2112	215133	P	16gal bins BLUE, GREEN, BEIGE	980		
2112	212890	P	HP Probook 650 G4 Asst Controller			
2112	212681	P	65 Gallon MSW Carts	588		
2112	212680	P	35 Gallon MSW Carts	300		
2112	212679	P	6yd FEL Metal Container	7		
2112	212678	P	4yd FEL Metal Container	15		
2112	212677	P	3yd FEL Metal Container	15		
2112	212676	P	2yd FEL Metal Container	15		
2112	212675	P	1yd FEL Metal Container	12		
2112	212674	P	2yd REL Metal Container	10		
2112	212673	P	1yd REL Metal Container	15		
2112	210504	P	MSW CARTS 96 GAL	624		
2112	209508	P	Wash Rack - Awning			
2112	209507	P	Wash Rack - Oil and Water Separator/Catch Basin			
2112	207702	204184	New Truck License Registration For 889			
2112	207701	204187	New Truck License Registration For 890			
2112	206228	P	New Pressure Washer For Wash Rack At Carlsborg Site			
2112	204803	P	18 GAL RECYCLE BINS	850		
2112	204562	80055	Capital Repair (Parts) 1986 Fiat Allis bucket loader	0		
2112	204561	80055	Rear differential repair - 1986 Fiat Allis Bucket Loader	0		
2112	204187	P	2019 ASL Truck		3BPDL70X7KF103953	C98588N
2112	204184	P	2019 ASL Truck		3BPDL70X5KF103952	C98589N
2112	203680	197793	Truck Mount Air Compressor For New Service Truck 738		1FDRF3G61JEB66657	
2112	203609	P	64 GAL GARBAGE CARTS	864		
2112	203588	197793	Air Hose Reel For New Shop Truck			
2112	203587	197793	Lift Gate For New Service Truck 738 (To Be Installed)			
2112	203584	P	NEW TOYOTA FORKLIFT FOR CARLSBORG SHOP		HHL05HD0000115	
2112	202995	P	Storm Water Infiltration Pond (Final Bill)			
2112	202834	P	2019 ASL Truck		3BPDL70X9KF103954	C99007N
2112	202084	P	Paving and Storm Water Pond at Carlsborg			
2112	201756	P	FEL Containers - 4 yd	15		
2112	201755	P	REL Containers - 2 yd	23		
2112	201754	P	REL Containers - 1.5 yd	21		
2112	201753	P	FEL Containers - 1.5 yd	24		
2112	201752	P	FEL Containers - 2 yd	30		
2112	201751	P	FEL Containers - 6 yd	13		
2112	201020	P	96 GALLON GARBAGE CARTS	188		
2112	201019	P	65 GALLON GARBAGE CARTS	312		
2112	201018	P	35 GALLON GARBAGE CARTS	2000		
2112	200628	P	Roll Off Boxes - 30 Yd	10		
2112	200627	P	Roll Off Boxes - 20 Yd	10		
2112	197999	P	50 YD Container	1		
2112	197994	P	2 YD Container	27		
2112	197993	P	1.5 YD Container	28		
2112	197793	P	2018 Ford F350 Shop Truck		1FDRF3G61JEB66657	C18575T
2112	196591	P	Adapter			94-3283464
2112	195618	P	2018 Better Weigh Mfg Pup Trailer		1B9PP3339JT260194	63965AE
2112	194954	P	HP ProDesk 600 G3 - SFF - Core i3			94-3283464
2112	194952	P	Structural Analysis at Carlsborg Site			94-3283464
2112	194814	P	Star TSP 743IU-24 Gry - receipt printer - two-color (monochrome) -direct			94-3283464
2112	194634	P	Carlsborg Shop Addition			94-3283464

2112	190224	P	Paving and Stormwater Pond				
2112	190223	P	New Roof for Building				Exh. JW-7R
2112	190222	P	Paving				
2112	188448	68916	Use Tax for Truck # 31	0		1HTWCAANX9J126605	
2112	186694	P	Docking Station for HP ProBook 640 G2				94-3283464
2112	186692	P	New Cubicles (6) at Carlsborg				94-3283464
2112	186565	P	HP ProBook 640 G2 (MM)				94-3283464
2112	186110	P	14T Floor Jacks (2)				94-3283464
2112	185161	P	Used Skid Steer 2014 Cat			0MWD07125	
2112	184561	184362	Initial licensing for trk 887				
2112	184362	P	2018 ASL Truck			3BPDJ0X3JF186843	C63962J
2112	183718	P	Initial Licensing for new RO truck				
2112	183543	P	Software for Diagnostic Laptop				
2112	183527	P	96 Gallon Recycle Carts (UTC)	624			
2112	183526	P	96 Gallon Recycle Carts (UTC)	624			
2112	183280	P	2018 RO Truck			1NPCX4EX1JD460289	C64235J
2112	181671	P	30 YD Rolloff boxes	5			
2112	181670	P	20yd RO Boxes	5			
2112	181057	P	96 Gallon Gray Recy Totes w/blue lid	624			
2112	180542	P	Diagnostic Laptop				
2112	180264	P	96 Gallon Recy Totes	380			
2112	179933	P	96 Gallon Gray Recy Totes w/blue lid	624			
2112	179932	P	96 Gallon Gray Recy Totes w/blue lid	624			
2112	179887	P	96 Gallon Gray Recy Totes w/blue lid	624			
2112	179236	P	HP Probook 640 G2				
2112	179132	P	35 Gallon MSW Carts	450			
2112	179025	P	35 Gallon MSW Carts	840			
2112	178886	P	96 Gallon MSW Carts	624			
2112	178885	P	35 Gallon Gray MSW Totes w/green lid	840			
2112	178884	P	96 Gal gray MSW Tote w/green lid	376			
2112	178883	P	64 Gal gray MSW Tote w/green lid	510			
2112	177802	P	2yd REL Containers w/plastic lid	35			
2112	177801	P	2YD FEL Containers	49			
2112	177800	P	3yd FEL Flat Top Containers w/plastic lid	16			
2112	177799	P	2yd FEL Flat Top Container w/plastic lid	1			
2112	177798	P	1.5yd FEL Flat Top Containers w/plastic lid	22			
2112	177797	P	1yd FEL Flat Top Containers w/plastic lid	60			
2112	174644	P	Used 2008 Ford F-150 4x4 Supervisor P/U Truck	0		1FTRW14W88FB86745	C20489D
2112	173864	P	64 Gallon MSW Carts	335			
2112	173863	P	35 Gallon MSW Carts	401			
2112	173862	P	96 Gallon MSW Carts	75			
2112	173861	43742	Engine Overhaul (Trk #916)				
2112	173860	P	25 Gallon Carts	252			
2112	173859	P	65 Gallon Carts	99			
2112	173858	P	95 Gallon Carts	9			
2112	173857	P	PC tower for ACD Monitor at Port Townsend				
2112	173856	P	65 Gallon Carts	468			
2112	173855	P	95 Gallon Carts	495			
2112	173854	P	2YD RL Containers	4			
2112	173853	P	1.5YD RL Containers	3			
2112	173852	P	1YD RL Containers	7			
2112	173851	P	3YD Containers with lids	6			
2112	173850	P	6YD Containers	2			
2112	173849	P	1.5 REL Containers	3			
2112	173848	P	1yd REL containers	3			
2112	173847	P	2 YD OCC containers	6			
2112	173846	P	2 YD RL Containers	10			
2112	173845	P	1.5 YD RL Containers	4			
2112	173844	P	2YD Recycle Containers	10			
2112	173843	127366	Engine Rebuild Truck #243				
2112	173842	127366	Labrie Top Select Body Mounted on FAS 4864	200		TS00101RAG 0N 712977	
2112	173840	P	2016 ASL Truck			3BPZLJ0X0GF100886	C21022D
2112	173839	P	30 yd roll off box w/lid	3			
2112	173838	P	35 Gallon MSW Carts	600			
2112	173837	P	18 Gal Recycle Bins	720			
2112	173836	P	2 Wintertms				
2112	173835	121863	Use Tax on Recycle Truck				
2112	173834	P	2010 Recycle Truck			3BPZH57XXAF104093	C18566T
2112	173832	P	95 Gal Recycle Carts - Grey	243			
2112	173831	P	30 Yard Dropboxes	3			
2112	173830	P	3 Yard FEL Containers	10			
2112	173829	P	1.5 Yard FEL Containers	10			

2112	173828	P	1 Yard FEL Containers	10			
2112	173827	P	1.5 Yard REL Containers	10			Exh. JW-7R
2112	173826	P	1 Yard REL Containers	10			
2112	173825	87712	Cap Repair - Transmission				
2112	173824	54942	Cap Repair - Engine				
2112	173823	P	Recycle Bins (U)	3868			
2112	173822	114605	Software for Diagnostic Computer				
2112	173821	114875	Use tax on 5,000 Recycle Bins	0			
2112	173820	P	18 GA Recycle Box	452			
2112	173819	P	14 Gal. MSD Recycle Bin-DK Blue	1050			
2112	173818	P	14 Gallon Recycle Bins	500			
2112	173817	P	14 Gallon MSD Recycle Bins	400			
2112	173816	P	Diagnostic Computer				
2112	173815	P	Scale Parts - Blue Mountain Transfer Station				
2112	173814	P	65 Gal Plastic Carts	306			
2112	173813	P	3 Bin Recycle System Bins	240			
2112	173812	P	95 Gal Plastic Carts - Refuse	252			
2112	173811	P	Wyse Wintertms D10D	2			
2112	173810	P	96 Gal Carts	112			
2112	173808	P	Computer for Transfer Station				
2112	173807	P	Truck Radios	12			
2112	173806	P	96 Gallon Recycle Carts	100			
2112	173805	P	2004 Container Delivery Truck		2NKMHD7X64M066807		A56729U
2112	173804	P	96 Gal Carts	81			
2112	173803	P	96 Gallon Carts	193			
2112	173802	P	6 YD FEL OCC Containers - Sales Tax	10			
2112	173801	P	4 YD FEL OCC Containers - Sales Tax	10			
2112	173800	54942	Truck 917 Transmission Repair	0			
2112	173799	P	2 YD FEL OCC Containers	10			
2112	173798	P	4Y d FEL OCC Containers	10			
2112	173797	P	2004 INTL 4300 FLAT 20 TRUCK	0	1HTMMAAM34H596924		C18201U
2112	173796	103337	Resi Recycle Bins-Remaining Balance	960			
2112	173795	87711	Lift Gate for Service Truck	0			
2112	173794	P	35 Gallon Refuse Carts	270			
2112	173793	P	30 Yd R/O Drop Boxes	3			
2112	173792	P	6 YD FEL Containers	3			
2112	173791	P	4Yd FEL Containers	5			
2112	173790	P	3 Yd FEL Containers	10			
2112	173789	P	65 Gallon Refuse Carts	243			
2112	173788	P	Resi Recycle Bins (3-Bin System)	960			
2112	173787	P	(2) 10Ton Air Jacks	0			
2112	173786	P	95 Gallon Recycle Carts	243	(004743 - 004985)		
2112	173785	P	6 YD FEL Recycling Containers	18			
2112	173784	P	4 YD FEL Recycle Containers	18			
2112	173783	P	3 Yard FEL Containers	20			
2112	173782	P	95 Gallon Garbage Carts - ROC Grey	80	000244-000323		
2112	173781	P	95 Gallon Yardwaste Carts	100	002637-002736		
2112	173780	P	95 Gallon Carts - ROC Grey	306	004437-004742		
2112	173779	P	RTA Equipment	0			
2112	173778	P	6 Yard FEL Containers	8			
2112	173777	P	Residential Recycling Bins	960			
2112	173776	P	Sony Internet TV (SN = S0180947550)	0			
2112	173775	P	15 HP shop compressor	0			
2112	173774	P	95 Gallon Carts - ROC Grey	243			
2112	173773	P	65 Gallon Carts - ROC Grey	324			
2112	173772	P	Used 2005 International 7400 REL	0	1HTWGAATX5J146592		C18567T
2112	173771	P	2YD FEL Cardboard Containers (Metal)	20			
2112	173770	85919	Grapple bucket and sweeper for MRF skid steer	0			
2112	173769	P	Used 2006 Komatsu FG25T-14 Forklift	0	593040A		
2112	173767	P	4 YD Self-Dump Hoppers for Blue Mt. T/S	2			
2112	173766	P	1 Yard FEL Containers	14			
2112	173765	P	1.5 Yard FEL Containers	13			
2112	173764	P	2 Yard FEL Containers	5			
2112	173763	P	New 2011 Peterbilt 320 ASL	0	3BPZL00X48F117807		C18574T
2112	173762	P	Excel 6029 Rubber Belt Conveyor for Port Angek	0			
2112	173761	P	1 Yard FEL Containers	10			
2112	173760	P	1.5 Yard FEL Containers	10			
2112	173759	P	Baler Pit	0			
2112	173758	P	80 Liter Recycle Carts - Grey	203			
2112	173757	P	20 Yard Recycle Dropoff Center Containers	2			
2112	173756	P	95 Gallon Carts	243			
2112	173755	P	95 Gallon Carts	243			

2112	173754	67818	Baler Electrical Set-up	0		
2112	173752	P	95 Gallon Recycling Carts(Blue Lids)	206		Exh. JW-7R
2112	173751	P	95 Gallon Recycling Carts (Blue Lids)	486		
2112	173750	P	95 Gallon Recycling Carts (Blue Lids)	486		
2112	173749	P	95 Gallon Recycling Carts (Blue Lids)	486		
2112	173748	P	95 Gallon Recycling Carts (Blue Lids)	486		
2112	173747	P	95 Gallon YW Carts	486		
2112	173746	P	Drive Cam Installation Cost	0		
2112	173745	P	(16) Drive Cams	0		
2112	173744	P	Drive Cam Installation and Onsite Technician	0		
2112	173743	67818	PARTS & LABOR FOR REBUILD	0		0
2112	173742	P	Baler	0		1
2112	173741	65454	Truck #227 - Engine	0		
2112	173740	65454	Spill Kit	100		
2112	173739	65454	4 - Junk Boxes & Oil Assemblies	100		
2112	173737	P	96 Gallon Grey Carts	624		
2112	173736	P	30 YD Roll Off Boxes	5		
2112	173735	P	6YD FEL Containers	15		
2112	173733	54942	Sales Tax on FEL Truck VIN#200124	0		201124
2112	173731	P	4 YD FEL Carboard Bin	15		0
2112	173730	P	Contracts - City of Sequim	0		
2112	173729	P	Carts:	3761		
2112	173728	P	6yd Recycling Cages from WM:	18		
2112	173727	P	4yd Recycling Cages from WM:	28		
2112	173726	P	2yd Recycling Cages from WM:	37		
2112	173725	P	3 Yard FEL Containers	58		
2112	173724	P	1.5yd FEL Containers from WM:	114		
2112	173720	P	96 Gallon carts	588		0
2112	173719	P	1 YD REL Containers	54		0
2112	173718	47554	Taxes for 2003 sideloader FAS # 47554	0	5VCH36UEX3N194761	
2112	173717	47553	Taxes on 2003 sideloader FAS # 47553	0	5VCEC6LFX3N194918	
2112	173715	P	RM License	0		0
2112	173711	P	96 gallon toters	588		0
2112	173710	P	96 gallon carts	588		0
2112	173709	P	96 Gallon lids	768		0
2112	173708	P	96 Gallon carts	200		0
2112	173707	P	Lids	1184		0
2112	173706	P	96 Gallon Carts	588		0
2112	173705	P	Lids	2000		0
2112	173704	P	Lids	2116		0
2112	173703	P	96 Gallon carts	588		0
2112	173702	P	96 Gallon carts	588		0
2112	173701	P	96 gallons carts	720		0
2112	173700	P	96 gallons carts	720		0
2112	173699	P	96 gallons carts	720		0
2112	173698	P	96 gallons carts	516		0
2112	173697	P	2 yard REL containers	40		0
2112	173696	P	96 gallons carts	720		0
2112	173695	P	96 gallons carts	720		0
2112	173693	P	Toters and containers for curbside contract	240		0
2112	173692	P	30 YD Structural R/O Box w/ 18' EZ Screen Lid	1		
2112	173691	P	2 YD REL containers	12		
2112	173690	P	1 Yd Rear Load Containers	25		
2112	173689	34951	Sales Tax for New Truck #602	0	1HTWCAAN43J067543	
2112	173684	P	2 YD REL Containers	22		
2112	173683	P	14 Gal. MSD Recycle Bins-LT Blue	300		
2112	173682	P	14 Gal. MSD Recycle Bins-LT Gray	300		
2112	173681	P	14 Gal. MSD Recycle Bins-Beige	300		
2112	173680	P	1 YD REL Containers w/ Plastic Lids & Casters	20		
2112	173679	P	220 Gal UL Oval Tank-Labor & Materials to Moui	0		2148
2112	173678	P	32 Gallon Carts	50		
2112	173677	P	2 Yard Rear Load Containers	26		
2112	173676	P	Nestable/Stackable Recycle Bins	600		
2112	171683	P	Deluxe AC Machine			
2112	171642	P	Scissor Lift 24-26' Electric 30-36" wide			27011829
2112	170273	P	6yd FEL Containers	10		
2112	170272	P	1yd REL containers	10		
2112	170271	P	1yd Flat Top Containers	10		
2112	170270	P	2yd REL Containers	20		
2112	170269	P	2yd FEL Flat Top Containers	10		
2112	170268	P	4yd FEL Containers	10		
2112	167239	P	20yd boxes w/lids	2		

Designated Information is Confidential Per Protective Order in UTC Docket TG-230778

2112	167238	P	30yd box w/lid	1		
2112	167138	P	32 Gallon Carts	580		Exh. JW-7R
2112	166338	P	2017 R/O Truck		1NPCL40X9HD414304	C58123G
2112	165326	P	6 Yard Plastic Commercial Container with Lid	1		
2112	165325	P	2 Yard RL Plastic Containers with Lids	6		
2112	139784	P	Snap-On Diagnostic Shop Computer			
2112	133564	P	30YD boxes with lids	3		
2112	133440	P	WashRack for Truck Wash			
2112	133439	P	Trench Drain and Diversion Beam for Truck Wash			
2112	133438	P	Wash Rack for Truck Wash			
2112	133437	P	Tank for Truck Wash			
2112	133216	P	20 YD Lidded Boxes	2		
2112	133215	P	30 YD Lidded box	1		
2112	133182	P	2YD Plastic Containers	8		
2112	133181	P	4 YD Commercial Plastic Containers	9		
2112	132477	P	18 Gal Recycle boxes	1800		
2112	132353	131543	(34) Tablet Mounts and Cases			
2112	131543	P	34 Samsung Tablets			
2112	130068	P	30 YD Roll Off Boxes	3		
2112	128860	P	Pressure Washer - AMB Tools			
2112	128144	P	18 Gallon Recycle Carts	720		
2112	126398	P	2016 ASL Truck		3BPZLJ0X9GF100885	C18573T
2112	125847	42965	Transmission Repair - truck 42965			
2112	124523	P	2 yd REL containers	20		
2112	124522	P	1 yd REL Containers	10		
2112	124065	P	20 yd Roll Off Boxes	3		
2112	123923	P	4 YD REL Containers	10		
2112	123532	P	HP Probook 650 G1			
2112	123448	P	96 Gallon Carts	595		
2112	123237	P	65 Gal Garbage Carts	720		
2112	122560	P	Phone System			
2112	122103	P	7 Wintterms			
2112	120257	P	18-Gal Recycle Bins	720		
2112	118536	P	Truck Radio			
2112	118074	42965	Improvement - Tarper			
2112	117317	P	2015 REL Truck	0	3ALHCYCY0FDGJ8209	C68628B
2112	116677	P	35 gal refuse carts	243		
2112	116107	115374	Desktop Monitor			
2112	115374	P	HP Prodesk 600 G1			
2112	114877	P	2002 Used Ford F150 Supervisor Pick Up	0	2FTRX18W22CA19954	B42374T
2112	113266	P	Wyse Wintterms D10D	1		
2112	109828	P	Truck Radios	22		
2112	109185	P	Resi Recylce Bins (3-Bin System)	720		
2112	107394	P	65 Gallon Refuse Carts	243		
2112	107241	P	30 YD R/O Drop Boxes	3		
2112	105711	P	2007 Freightliner	0	1FVACXS77HY21596	B27531Y
2112	105399	P	10,000 LB Gantry Overhead Crane 2nd Installme	0		
2112	105398	P	10,000 LB Gantry Overhead Crane	0		
2112	104373	P	35 Gallon Refuse Carts	270		
2112	104367	P	4 Yd FEL Containers	5		
2112	104366	P	3Yd FEL Containers	10		
2112	102299	P	Stormwater Upgrade / Repair	0		
2112	99658	P	New 2013 Peterbilt 320 w/ Labrie Expert 2000 - ,	0	3BPZL70X9DF198816	C18081U
2112	98261	P	65 Gallon Refuse Carts	324	(003189 - 003512)	
2112	97726	P	4 Yard FEL Containers	8		
2112	97222	P	Storm & Retention Pond Improvements	0		
2112	95712	P	30 YD compactor receiver tubes for Makah T/S	4		
2112	95044	P	RTA Equipment	0		
2112	94096	P	2 Yard FEL Containers	20		
2112	93240	P	35 Gallon Refuse Carts - ROC Grey	540		
2112	93204	P	65 Gallon Residential Garbage Carts	324		
2112	93107	P	2007 Ford Pickup	0	1FTNF20577EA97142	C37810A
2112	89093	P	(1) Sony Internet TV S/N# S0180642039	0		
2112	88970	P	Trailblazer 302 Air Pak all-in-one compressor/ge	0		
2112	88761	84694	Salt Dogg 2-yard Poly Tank Spreader	0	M062002209	
2112	88760	84694	Snow Dogg Snow Plow Blade and Lift Frame	0	M062002209	
2112	87711	P	2011 Ford F-350 Service Truck	0	1FDRF3E67BEA87319	B23425U
2112	86799	P	1 Yard FEL Containers	22		
2112	85800	P	1.5 Yard FEL Containers	14		
2112	85799	P	1.5 Yard FEL Containers	3		
2112	85798	P	2 Yard FEL Containers	5		
2112	85400	P	Residential Recycling Bins	960		

Designated Information is Confidential Per Protective Order in UTC Docket TG-230778

2112	84694	P	Used 2003 Ford F350 Supervisor Pick-Up Truck	0	1FTSW31P83EC15430	B11858P Exh. JW-7R
2112	80934	P	65 gallon refuse carts	342		
2112	80933	P	35 gallon refuse carts	504		
2112	80813	P	Shop Diagnostic Laptop Computer w/ Software	0		
2112	80812	P	Shop Diagnostic Laptop Computer w/ Software	0		
2112	80055	P	1986 Used Fiat Allis W110 Loader	0		603235
2112	76544	P	2 Yard FEL Containers	30		
2112	75740	P	4 Yard FEL Containers	10		
2112	75739	P	6 Yard FEL Containers	10		
2112	75223	P	1 Yard FEL Containers	12		
2112	75222	P	1.5 Yard FEL Containers	12		
2112	75153	P	New Transformer for Bailer	0		
2112	74575	P	65 Gallon Carts	150		
2112	74574	P	65 Gallon Carts	498		
2112	73082	P	(4) Drive Cam Units	0		
2112	70872	P	1 YD FEL Containers	30		
2112	69830	P	New 2008 Peterbilt/McNeilus 40 yd FEL (Package	0	3BPZL00X88F718369	B58292N
2112	68213	P	(24) Drive Cams	0		
2112	68212	P	Onsite Technician for Drive Cam	0		
2112	66402	P	1.5 Yard Commercial Containers	1		
2112	63344	P	Heaters for Warehouse	0		
2112	60384	P	35 Gallon Carts	432		
2112	59448	P	65 Gallon Green Carts	387		
2112	59446	P	2YD REL Containers	16		
2112	56441	P	Leasehold Improvements	0		
2112	54086	P	Panasonic Laptop S/N#7JTYA18055	0		0
2112	53129	P	65 gallon carts	486		0
2112	53128	P	35 gallon carts	270		0
2112	51722	P	1 Yard RL containers	17		0
2112	51721	P	2 yard rear load	40		0
2112	51720	P	30 Yard box	2		0
2112	48634	P	Route Manager License	0		0
2112	48175	P	1 YD RL containers	18		0
2112	48174	P	1.5 yard RL containers	18		0
2112	45672	P	2 YD RL	20		0
2112	45215	42965	Chassis Plumb work	0	1NPFL40XX7D675713	
2112	44543	P	2 yard RL Waste Containers	28		0
2112	44542	P	1.5 Yard RL Waste Containers	3		0
2112	42965	P	2007 Peterbilt 378	0	1NPFL40XX7D675713	C37646S
2112	38628	P	25 YD Structural Drop Off Boxes w/ 18' Lids	2		
2112	38160	P	65 Gal. Cart Assy 025u w/ Lid-Plano Green/UV	500		
2112	38159	P	35 Gal. Cart Assy 025u w/ Lid-Plano Green/UV	300		
2112	36402	P	2 Yd Rear Load Containers	25		
2112	36401	P	1 Yd Rear Load Containers	25		
2112	35114	P	1 Yard REL Containers w/ Lids & Casters	40		
2112	35113	P	2 Yard REL Containers w/ Lids & Casters	40		
2112	35111	P	2 Yard R/L Containers	16		
2112	35109	P	2-Way Dome Lid Kits	2		
2112	35108	P	2-Way Dome Lid Kits	3		
2112	32127		(1) RM License	0		
2112	28941	P	1 YD Rear Load Containers	25		
2112	27610		Olympic Conversion-Programming Services; Con	0		
2112	27609		Olympic Conversion-Programming Services; Con	0		
2112	26305	P	25 YD Drop-Boxes	1		
2112	26304	P	1yd REL Containers	30		
2112	26301	P	3yd FEL Containers w/ Plastic Lids & 4/0 Caste	4		
2112	26300	P	6yd FELCathedral Containers w/ Plastict Lids	4		
2112	26299	P	2yd REL Containers	38		
2112	26025	P	(2) Heavy Duty Air Jacks) - 10-Ton Cap.	0		2112
2112	25375	P	68 Gal MSD PLLB-2 Base & F Lid - Green	162	6801364 THRU 6801525	
2112	25374	P	68 Gal Green Base Green Arrows Lid	588	6800776 THRU 6801363	
2112	25026	P	275 Gal. UL Oval Tank-Labor & Materials to Asse	0		2112
2112	24184		Olympic Conversion	0		
2112	24183		Olympic Conversion	0		
2112	24182		Olympic Conversion	0		
2112	23536		Phone System for Port Angeles	0		
2112	23440		Phone System for Port Angeles	0		
2112	23391		Hardware for Port Angeles Conversion	0		
2112	22864	P	Container Parts	0		
2112	22057	P	Olympic G Cert Purchase	0		
2112	20891	P	68 Gallon Carts	250		
2112	20890	P	32 Gallon Carts	300		

2112	20887	P	1 Yd Rear Load Containers	48		
2112	20885	P	3 Yard FL Containers	2		Exh. JW-7R
2112	20628	P	Pocket Conversion Kits	0		
2112	19411	P	32 Gallon Carts	125		
2112	19410	P	65 Gallon Carts	250		
2112	16548	P	35 Gallon Carts	100	320001-320100	
2112	16090	P	1 Yd Rear Load Containers w/ Comp Lids	20	176406-176425	
2112	16087	P	68 Gallon Universal Carts	225	680001-680225	
2112	11283	P	1 Yd Rear Load Containers w/ Lids	17		
2112	11281	P	Freight on Containers	0	WC1-1 TO WC1-90	
2112	11018	P	60 Gallon Carts	90	WC1-1 TO WC1-90	
2112	8140	P	1 Yard Rear Load ontainers w/Lids	15	165950-165964	
2112	6916		Olympic G Permit	0		
2112	6915		Olympic Non-Compete	0		
2112	6914		Olympic Goodwill	0		
2112	6913		1 - Compaq Deskpro EP Celeron/Modem & Mon	0	952320695/S6943CVN2K460	
2112	6912		Cannon Copier	0		
2112	6911		Various Equipment	0		
2112	6906	P	Freight & Sales Tax Charges	0		
2112	6904	P	1yd Rearload Containers	20		
2112	6903	P	Toters (lease payoff)	3000		
2112	6902	P	1yd Rearload Containers	40	15894-159028	
2112	6895	P	1yd Containers w/Lids (N)	12		
2112	6894	P	35gal (N)	1080		
2112	6893	P	20yd Containers w/Lids (N)	4		
2112	6869	P	2 Way Radio & Base Station (U)	0		2112

Model Year	Vendor/Mfg	Body Mfg	Ins Category	In Service Date	Equipment Type	Month	Exh. JW-7R
0	6969 SHIRLEY AVE		Non-Container Audit	6/15/23	Recycling Bins		6
0			1 YD FEL/REL/SL Metal	10/1/97	Containers		10
0	CDW DIR #70302			7/17/23	Office Equipment		7
0	CDW DIR #70302			7/17/23	Office Equipment		7
0			30 YD RO Box	11/3/08	Roll Off		11
0			20 YD RO Box	11/3/08	Roll Off		11
0	FILE 2524		Non-Container Audit	7/3/23	Garbage Carts		7
2004			Manlift	7/1/23	Shop Equipment		7
2004			Manlift	7/1/23	Shop Equipment		7
2023	xxxx	xxxx	Non-Rolling Stock	5/30/23	Container Delivery Truck		5
2023	xxxx	xxxx	Non-Rolling Stock	5/30/23	Container Delivery Truck		5
2023	xxxx	xxxx	Non-Rolling Stock	5/30/23	Container Delivery Truck		5
2023	xxxx	xxxx	Non-Rolling Stock	4/21/23	Container Delivery Truck		4
2023	xxxx	xxxx	Non-Rolling Stock	4/21/23	Container Delivery Truck		4
2008			Automated Sideload	5/15/09	Garbage Truck		5
2008			Automated Sideload	5/15/09	Garbage Truck		5
2008			Automated Sideload	5/15/09	Garbage Truck		5
2008	Peterbilt 320	McNeilus	Automated Sideload	5/15/09	Garbage Truck		5
0	Cascon		12 YD RO Box	9/27/01	Roll Off		9
0			20 YD RO Box	7/1/89	Roll Off		7
0				11/3/08	Containers		11
0			1.5 YD FEL/REL/SL Metal	11/3/08	Containers		11
0			1.5 YD FEL/REL/SL Metal	11/1/01	Containers		11
0			1.5 YD FEL/REL/SL Metal	7/1/01	Containers		7
0			6 YD FEL/REL/SL Metal	8/30/94	Containers		8
0	PO BOX 603008		1.5 YD REL Container	5/1/23	Containers		5
0	PO BOX 603008		1 YD REL Container	5/1/23	Containers		5
2023			Grapple	4/21/23	Container Delivery Truck		4
2023			Non-Rolling Stock	4/21/23	Container Delivery Truck		4
0	PO BOX 603008		6 YD FEL Container	5/11/23	Containers		5
0	PO BOX 603008		4 YD FEL Container	5/11/23	Containers		5
0	PO BOX 603008		1.5 YD FEL Container	5/11/23	Containers		5
0	PO BOX 603008		1 YD FEL Container	5/11/23	Containers		5
0	CDW DIR #14111			4/13/23	Office Equipment		4
0	CDW DIR #14111			4/13/23	Office Equipment		4
2010			REL Truck	1/1/10	Garbage Truck		1
2010			REL Truck	12/31/09	Garbage Truck		12
2009	International 7400	Heil	REL Truck	9/28/09	Garbage Truck		9
2010	International	McNeilus	REL Truck	12/31/09	Garbage Truck		12
0	SOLID WASTE SYSTEMS		Non-Rolling Stock	1/23/23	Garbage Truck		1
0	D WELD SHOP		Non-Rolling Stock	1/2/23	Roll Off Truck		1
2023	SQ BAILEY SIGNS & GRAPHI		Non-Rolling Stock	1/23/23	Garbage Truck		1
2023	Peterbilt 520	Labrie	S/L Truck	1/23/23	Garbage Truck		1
2023	xxxx	xxxx	Non-Rolling Stock	11/16/22	Recycling/YW Truck		11
2023	Peterbilt 520	New Way	Automated Sideload	11/16/22	Recycling/YW Truck		11
0	THUNDERBIRD PLASTICS LTD		Non-Container Audit	1/2/23	Recycling Bins		1
0	Bailey Signs & Graphic		Non-Rolling Stock	12/6/22	Roll Off Truck		12
0	Bailey Signs & Graphic		Non-Rolling Stock	10/31/22	Roll Off Truck		10
0	RULE STEEL TANKS INC		40 YD RO Box	10/14/22	Roll Off		10
2023	Peterbilt 567	AA Welding	R/O Truck	12/6/22	Roll Off Truck		12
2023	Peterbilt 567	AA Welding	R/O Truck	10/31/22	Roll Off Truck		10
0	TRUCK SHOP		Non-Rolling Stock	12/29/10	Container Delivery Truck		12
0	OLYMPIC TRUCK SERVICE		Non-Rolling Stock	1/1/11	Container Delivery Truck		1
0	H&H DIESEL SERVICES		Non-Rolling Stock	1/1/11	Container Delivery Truck		1
1999	Mitsubishi	Other	Container Delivery Truck	11/3/08	Container Delivery Truck		11
0	CDW DIR #2112			8/4/22	Office Equipment		8
0	AMZN MKTP US QL5RQ8YS3			8/4/22	Office Equipment		8
2009	Peterbilt 320	McNeilus	Automated Sideload	1/31/10	Garbage Truck		1
0	WASTEQUIP LLC		8 YD FEL Container	6/16/22	Containers		6
0	WASTEQUIP LLC		8 YD FEL Container	6/16/22	Containers		6
0	WASTEQUIP LLC		6 YD FEL Container	6/16/22	Containers		6
0	WASTEQUIP LLC		6 YD FEL Container	6/16/22	Containers		6
0	WASTEQUIP LLC		4 YD FEL Container	5/18/22	Containers		5
0	WASTEQUIP LLC		3 YD FEL Container	5/18/22	Containers		5
0	WASTEQUIP LLC		2 YD REL Container	6/22/22	Containers		6
0	WASTEQUIP LLC		2 YD REL Container	6/23/22	Containers		6
0	WASTEQUIP LLC		2 YD REL Container	6/23/22	Containers		6
0	WASTEQUIP LLC		1 YD REL Container	6/23/22	Containers		6
0	WASTEQUIP LLC		1 YD REL Container	6/23/22	Containers		6
0	WASTEQUIP LLC		1 YD FEL Container	5/18/22	Containers		5
0	REHRIG PACIFIC COMPANY IN		Non-Container Audit	6/28/22	Garbage Carts		6

0	CDW DIR #2112-22-0023		6/16/22 Shop Equipment	6
0	AMZN MKTP US M20416MC3		6/16/22 Shop Equipment	6
0	CDW DIR #2112-22-0023		6/16/22 Office Equipment	6
0	AMZN MKTP US 507RX1EW3		6/16/22 Office Equipment	6
0	CDW DIR #2112-22-0016		6/16/22 Office Equipment	6
0	CDW DIR #PO 2112-22-0		5/16/22 Office Equipment	5
0	AMZN MKTP US 1L2RR10T0		5/16/22 Office Equipment	5
0		2022 Container 10 YD FEL/REL/SL Metal	5/1/22 Roll Off	5
0		8 YD FEL/REL/SL Metal	6/1/16 Containers	6
0		2 YD FEL/REL/SL Metal	8/29/03 Containers	8
0			6/7/06 Containers	6
0			4/4/06 Containers	4
0		4 YD FEL/REL/SL Metal	9/17/03 Containers	9
0		30 YD RO Box	5/1/00 Roll Off	5
0	CONSOLIDATED FABRICATORS		1/1/07 Containers	1
0		2022 Container 4 YD FEL/REL/SL Metal	5/1/22 Containers	5
0		4 YD FEL/REL/SL Metal	11/3/08 Containers	11
0		2 YD FEL/REL/SL Metal	11/1/01 Containers	11
0		2 YD FEL/REL/SL Metal	8/18/89 Containers	8
0		2 YD FEL/REL/SL Metal	6/9/87 Containers	6
0		2 YD FEL/REL/SL Metal	8/7/84 Containers	8
0	Thunderbird Plastics LTD	Non-Container Audit	4/18/22 Recycling Bins	4
0	REHRIG PACIFIC COMPANY IN	Non-Container Audit	4/10/22 Garbage Carts	4
0	REHRIG PACIFIC COMPANY IN	Non-Container Audit	4/17/22 Garbage Carts	4
0	THUNDERBIRD PLASTICS LTD	Non-Container Audit	4/18/22 Recycling Bins	4
0	THUNDERBIRD PLASTICS LTD	Non-Container Audit	4/18/22 Recycling Bins	4
0	CDW		4/1/18 Office Equipment	4
0	CDW		12/31/11 Office Equipment	12
0	LytX		11/10/20 Mill Haul Truck	11
0	Pressure Washers Direct		9/1/10 Shop Equipment	9
0	Deivecam		8/1/09 Mill Haul Truck	8
0		Non Audit Assets	9/1/06 Roll Off	9
2006	Helm	Other	Container Chassis	12/8/06 Mill Haul Truck
0			1/31/22 Office Equipment	1
0	Peterbilt		Non-Rolling Stock	11/1/21 Garbage Truck
0	THUNDERBIRD PLASTICS LTD		Non-Container Audit	11/23/21 Recycling Bins
0	REHRIG PACIFIC COMPANY IN		4 YD FEL Container	10/29/21 Containers
0	REHRIG PACIFIC COMPANY IN		2 YD REL Container	11/1/21 Containers
0	REHRIG PACIFIC COMPANY IN		2 YD FEL Container	11/1/21 Containers
2022	X	X	R/O Trailer	11/11/21 Roll Off Truck
2020			Road Tractor	9/24/21 Mill Haul Truck
0	AMZN MKTP US 2C41E96Y2		9/24/21 Office Equipment	9
0	CDW DIR #PO 2112-21-0		9/24/21 Office Equipment	9
0	REHRIG PACIFIC COMPANY IN		Non-Container Audit	9/16/21 Garbage Carts
0	WASTEQUIP LLC		30 YD RO Box	8/13/21 Roll Off
0	WASTEQUIP LLC		20 YD RO Box	8/13/21 Roll Off
0	THUNDERBIRD PLASTICS LTD		Non-Container Audit	7/5/21 Recycling Bins
2000	Panderra	X	Container Chassis	6/11/21 Mill Haul Truck
2000	Panderra	X	Container Chassis	6/11/21 Mill Haul Truck
2000	Panderra	X	Container Chassis	6/11/21 Mill Haul Truck
2000	Panderra	X	Container Chassis	6/11/21 Mill Haul Truck
2008	Homemade	X	Container Chassis	6/11/21 Mill Haul Truck
1996	X	X	Container Chassis	6/11/21 Mill Haul Truck
1996	X	X	Container Chassis	6/11/21 Mill Haul Truck
1995	X	X	Container Chassis	6/11/21 Mill Haul Truck
0	CDW		6/7/21 Office Equipment	6
0	CDW		6/7/21 Office Equipment	6
0			11/3/08 Containers	11
0			11/3/08 Containers	11
0			11/3/08 Roll Off	11
0			11/3/08 Roll Off	11
0			11/3/08 Containers	11
0			11/3/08 Roll Off	11
0			11/3/08 Roll Off	11
0			11/3/08 Roll Off	11
0			11/3/08 Containers	11
0	NOREGON SYSTEMS INC		3/11/21 Office Equipment	3
0	Stoel Rives LLP		1/21/21 Office Building	1
0	WASTEQUIP LLC		2 YD FEL/REL/SL Metal	4/1/21 Containers
0	WASTEQUIP LLC		1 YD FEL/REL/SL Metal	4/1/21 Containers
0	WASTEQUIP LLC		8 YD FEL/REL/SL Metal	4/1/21 Containers
0	WASTEQUIP LLC		6 YD FEL/REL/SL Metal	4/1/21 Containers

0	WASTEQUIP LLC		4 YD FEL/REL/SL Metal	4/1/21	Containers	4
0	WASTEQUIP LLC		3 YD FEL/REL/SL Metal	4/1/21	Containers	4
0	WASTEQUIP LLC		2 YD FEL/REL/SL Metal	4/1/21	Containers	4
0	WASTEQUIP LLC		1 YD FEL/REL/SL Metal	4/1/21	Containers	4
0	REHRIG PACIFIC COMPANY IN		Non-Container Audit	3/22/21	Garbage Carts	3
0	REHRIG PACIFIC COMPANY IN		Non-Container Audit	3/22/21	Recycling Carts	3
0	First American Title			1/21/21	Office Building	1
0	THUNDERBIRD PLASTICS LTD		Non-Container Audit	1/19/21	Recycling Bins	1
0	PARRISH PARRISH BARTEE LL			1/21/21	Office Building	1
0	MATTHEW C LASHER III			1/31/21	Shop Equipment	1
2017	Peterbilt 567	N/A	Road Tractor	11/2/16	Mill Haul Truck	11
0	NC Machinery		Non-Rolling Stock	1/1/15	Mill Haul Truck	1
2014	Travis	N/A	Trailer	8/10/13	MRF Hauls Truck	8
2006			Road Tractor	8/17/06	Mill Haul Truck	8
2004	Peterbilt 378	N/A	Road Tractor	6/26/06	Mill Haul Truck	6
2006	Cascon Heavy Haul Cascon		R/O Trailer	10/23/06	Roll Off Truck	10
1993	WABASH	N/A	Trailer	12/1/10	MRF Hauls Truck	12
0	PARRISH PARRISH BARTEE LL			1/21/21	Office Building	1
0	PARRISH PARRISH BARTEE LL			1/20/21	Land	1
0	REHRIG PACIFIC COMPANY IN		Non-Container Audit	1/1/21	Garbage Carts	1
0	THUNDERBIRD PLASTICS LTD		Non-Container Audit	9/8/20		9
0			20 YD RO Box	9/1/17		9
0			10 YD RO Box	7/31/09		7
0	LytX			9/29/20		9
0	LYTX			9/29/20		9
0			1.5 YD FEL/REL/SL Metal	1/1/11		1
0			3 YD FEL/REL/SL Metal	11/3/08		11
0			30 YD RO Box	11/3/08		11
0			6 YD FEL/REL/SL Metal	11/3/08		11
0			4 YD FEL/REL/SL Metal	11/3/08		11
0			4 YD FEL/REL/SL Metal	11/3/08		11
0	ENTERPRISE SALES, INC.			6/1/06		6
0	REHRIG PACIFIC COMPANY IN		Non-Container Audit	7/30/20		7
2020	Ford F150	N/A	Pick Up Truck	7/6/20		7
2020	Ford F150	N/A	Pick Up Truck	7/6/20		7
0	REHRIG PACIFIC COMPANY IN		Non-Container Audit	3/25/20		3
0	REHRIG PACIFIC COMPANY IN		Non-Container Audit	3/25/20		3
0	REHRIG PACIFIC COMPANY IN		Non-Container Audit	3/25/20		3
0	REHRIG PACIFIC COMPANY IN		Non-Container Audit	3/25/20		3
2020	Peterbilt 520	Labrie	Automated Sideload	4/30/20		4
0	THUNDERBIRD PLASTICS LTD		Non-Container Audit	5/1/20		5
0	REHRIG PACIFIC COMPANY IN		Non-Container Audit	3/25/20		3
0	REHRIG PACIFIC COMPANY IN		Non-Container Audit	3/25/20		3
0	REHRIG PACIFIC COMPANY IN		Non-Container Audit	3/25/20		3
0	REHRIG PACIFIC COMPANY IN		Non-Container Audit	3/25/20		3
0	REHRIG PACIFIC COMPANY IN		Non-Container Audit	3/25/20		3
0	RULE STEEL TANKS INC		8 YD FEL/REL/SL Metal	4/16/20		4
0	RULE STEEL TANKS INC		6 YD FEL/REL/SL Metal	4/16/20		4
0	RULE STEEL TANKS INC		4 YD FEL/REL/SL Metal	4/16/20		4
0	RULE STEEL TANKS INC		3 YD FEL/REL/SL Metal	4/16/20		4
0	RULE STEEL TANKS INC		2 YD FEL/REL/SL Metal	4/16/20		4
0	RULE STEEL TANKS INC		1.5 YD FEL/REL/SL Metal	4/16/20		4
0	RULE STEEL TANKS INC		1 YD FEL/REL/SL Metal	4/16/20		4
0	RULE STEEL TANKS INC		2 YD FEL/REL/SL Metal	4/16/20		4
0	RULE STEEL TANKS INC		1.5 YD FEL/REL/SL Metal	4/16/20		4
0	RULE STEEL TANKS INC		1 YD FEL/REL/SL Metal	4/16/20		4
0	CDW			4/29/20		4
2020	Peterbilt 520	Labrie	FEL Truck	5/1/20		5
2020	Peterbilt 520	Labrie	FEL Truck	5/1/20		5
2020	Peterbilt 520	Kann	Recycle Truck	5/1/20		5
0	REHRIG PACIFIC COMPANY IN		Non-Container Audit	3/25/20		3
0	REHRIG PACIFIC COMPANY IN		Non-Container Audit	3/25/20		3
0	REHRIG PACIFIC COMPANY IN		Non-Container Audit	3/25/20		3
2020	Peterbilt 520	Leach	REL Truck	4/1/20		4
2020	Peterbilt 520	Leach	REL Truck	4/1/20		4
0	REHRIG PACIFIC COMPANY IN		Non-Container Audit	3/21/20		3
0	REHRIG PACIFIC COMPANY IN		Non-Container Audit	3/21/20		3
0	REHRIG PACIFIC COMPANY IN		Non-Container Audit	3/21/20		3
0	NC Machinery		Non-Rolling Stock	1/29/16		1
2005	FORD F-150	Pickup	Pick Up Truck	12/16/11		12
0	TOTER LLC		4 YD FEL/REL/SL Plastic	12/9/19		12
0	TOTER LLC		3 YD FEL/REL/SL Plastic	12/9/19		12

0	TOTER LLC		2 YD FEL/REL/SL Plastic	12/9/19	12
0	TOTER LLC		1 YD FEL/REL/SL Plastic	12/9/19	12
0	TOTER LLC		Non-Container Audit	8/5/19	8
0	ENTERPRISE SALES INC		50 YD RO Box	11/8/19	11
2020	Peterbilt 520	Labrie	Automated Sideload	11/1/19	11
0	SOLID WASTE SYSTEMS		Non-Rolling Stock	9/16/19	9
0	SOLID WASTE SYSTEMS		Non-Rolling Stock	9/16/19	9
2020	Peterbilt 520	Labrie	Automated Sideload	9/23/19	9
0	SITTS & HILL ENGINEERS IN			8/31/19	8
0	SITTS & HILL ENGINEERS IN			10/10/19	10
0	Stits & Hill			8/31/19	8
0	PUD Clallam County			8/31/19	8
2020	Peterbilt 520	Labrie	FEL Truck	9/16/19	9
2020	Peterbilt 520	Labrie	FEL Truck	9/16/19	9
0				8/31/19	8
0				8/31/19	8
0				8/31/19	8
0				8/31/19	8
2019	Peterbilt 567	AA Welding	R/O Truck	6/30/19	6
0	RULE STEEL TANKS INC		30 YD RO Box	6/14/19	6
0	RULE STEEL TANKS INC		20 YD RO Box	6/14/19	6
0	THUNDERBIRD PLASTICS LTD			5/29/19	5
0	CDW			4/30/19	4
0	TOTER LLC			4/26/19	4
0	TOTER LLC			4/26/19	4
0	RULE STEEL TANKS INC		6 YD FEL/REL/SL Metal	4/26/19	4
0	RULE STEEL TANKS INC		4 YD FEL/REL/SL Metal	4/26/19	4
0	RULE STEEL TANKS INC		3 YD FEL/REL/SL Metal	4/26/19	4
0	RULE STEEL TANKS INC		2 YD FEL/REL/SL Metal	4/26/19	4
0	RULE STEEL TANKS INC		1 YD FEL/REL/SL Metal	4/26/19	4
0	RULE STEEL TANKS INC		2 YD FEL/REL/SL Metal	4/26/19	4
0	RULE STEEL TANKS INC		1 YD FEL/REL/SL Metal	4/26/19	4
0	Wastequip Toter			1/26/19	1
0				1/1/19	1
0				1/1/19	1
0	WA DOL LIC & REG 39989		Non-Rolling Stock	10/16/18	10
0	WA DOL LIC & REG 39989		Non-Rolling Stock	10/16/18	10
0	POWER EQUIP DIRECT			11/30/18	11
0	THUNDERBIRD PLASTICS LTD			8/9/18	8
0	D&E Heavy Equipment Parts		Non-Rolling Stock	7/20/11	7
0	NC MACHINERY CO		Non-Rolling Stock	7/20/11	7
2019	PeterBilt 520	Labrie	Automated Sideload	10/16/18	10
2019	PeterBilt 520	Labrie	Automated Sideload	10/16/18	10
2018	Titus Will/Ford	Ford	Non-Rolling Stock	6/15/18	6
0	WASTEQUIP TOTER			8/25/18	8
0	Titus Will/Ford		Non-Rolling Stock	6/15/18	6
0	Titus Will/Ford		Non-Rolling Stock	6/15/18	6
2013	N/A	N/A	Forklift	8/14/18	8
0	HOCH CONSTRUCTION			6/30/18	6
2019	PeterBilt 520	Labrie	Automated Sideload	9/30/18	9
0				7/11/18	7
0	WASTEQUIP LLC		4 YD FEL/REL/SL Metal	4/6/18	4
0	WASTEQUIP LLC		2 YD FEL/REL/SL Metal	4/6/18	4
0	WASTEQUIP LLC		1.5 YD FEL/REL/SL Metal	4/6/18	4
0	WASTEQUIP LLC		1.5 YD FEL/REL/SL Metal	4/6/18	4
0	WASTEQUIP LLC		2 YD FEL/REL/SL Metal	4/6/18	4
0	WASTEQUIP LLC		6 YD FEL/REL/SL Metal	4/6/18	4
0	WASTEQUIP TOTER			4/1/18	4
0	WASTEQUIP TOTER			4/1/18	4
0	WASTEQUIP TOTER			4/1/18	4
0	WASTEQUIP LLC		30 YD RO Box	6/1/18	6
0	WASTEQUIP LLC		20 YD RO Box	4/6/18	4
0			50 YD RO Box	6/1/18	6
0			2 YD FEL/REL/SL Metal	6/1/18	6
0			1.5 YD FEL/REL/SL Metal	6/1/18	6
2018	Titus Will/Ford	Ford	Service Truck	6/15/18	6
0	CDW			3/22/18	3
2018	SOLID WASTE SYSTI	Better Weigh	R/O Trailer	4/1/18	4
0	CDW DIR #PWSP-3463			3/22/18	3
0	Zenovic & Associates Inco			1/1/18	1
0	CDW DIR #PWSP-3463 211			3/20/18	3
0	HOCH CONSTRUCTION			1/1/18	1

0	TREND SERVICES INC			12/31/17	12
0	TREND SERVICES INC			12/31/17	12
0	TREND SERVICES INC			12/15/17	12
2009	International 7400	Heil	REL Truck	9/29/09	9
0	CDW			9/7/17	9
0	Creative Office			9/30/17	9
0	CDW			9/7/17	9
0	BRAMSTEDT SALES			9/18/17	9
2014	Integrated Rental	Caterpillar	Bucket Loader	6/29/17	6
0	WA St DOL		Non-Rolling Stock	7/15/17	7
2018	Peterbilt 520	Labrie	Automated Sideload	7/15/17	7
0	Washington State DOL Clal		Non-Rolling Stock	6/14/17	6
0	Snap-On			4/30/17	4
0	Toter (Wastequip)			6/10/17	6
0	Toter (Wastequip)			6/13/17	6
2018	Peterbilt 567	AA Welding	R/O Truck	6/20/17	6
0	WASTEQUIP LLC		30 YD RO Box	4/3/17	4
0	WASTEQUIP LLC		20 YD RO Box	4/3/17	4
0	WASTEQUIP LLC			4/7/17	4
0	CDW			4/30/17	4
0	WASTEQUIP LLC			4/20/17	4
0	WASTEQUIP LLC			4/7/17	4
0	WASTEQUIP LLC			4/7/17	4
0	WASTEQUIP LLC			4/7/17	4
0	CDW			3/17/17	3
0	WASTEQUIP LLC			3/31/17	3
0	WASTEQUIP LLC			3/28/17	3
0	WASTEQUIP LLC			3/30/17	3
0	WASTEQUIP LLC			3/28/17	3
0	WASTEQUIP LLC			3/28/17	3
0	WASTEQUIP LLC		2 YD FEL/REL/SL Metal	3/10/17	3
0	WASTEQUIP LLC		2 YD FEL/REL/SL Metal	3/7/17	3
0	WASTEQUIP LLC		3 YD FEL/REL/SL Metal	3/7/17	3
0	WASTEQUIP LLC		2 YD FEL/REL/SL Metal	3/7/17	3
0	WASTEQUIP LLC		1.5 YD FEL/REL/SL Metal	3/7/17	3
0	WASTEQUIP LLC		1 YD FEL/REL/SL Metal	3/7/17	3
2008	FORD F-150	Pickup	Pick Up Truck	11/30/11	11
0	Toter			11/28/16	11
0	Toter			11/28/16	11
0	Toter			11/28/16	11
0	H&R Parts & Equipment		Non-Rolling Stock	12/12/16	12
0	OTTO ENVIRONMENTAL SYSTEM			9/13/16	9
0	OTTO ENVIRONMENTAL SYSTEM			9/13/16	9
0	OTTO ENVIRONMENTAL SYSTEM			9/13/16	9
0	CDW			8/18/16	8
0	OTTO ENVIRONMENTAL SYSTEM			8/5/16	8
0	OTTO ENVIRONMENTAL SYSTEM			8/19/16	8
0	ENTERPRISE SALES, INC.		2 YD FEL/REL/SL Metal	6/8/16	6
0	ENTERPRISE SALES, INC.		1.5 YD FEL/REL/SL Metal	6/8/16	6
0	ENTERPRISE SALES, INC.		1 YD FEL/REL/SL Metal	6/8/16	6
0	REHRIG PACIFIC COMPANY IN		3 YD FEL/REL/SL Metal	7/15/16	7
0	REHRIG PACIFIC COMPANY IN		6 YD FEL/REL/SL Metal	7/15/16	7
0	ENTERPRISE SALES, INC.		1.5 YD FEL/REL/SL Metal	6/7/16	6
0	ENTERPRISE SALES, INC.		1 YD FEL/REL/SL Metal	6/7/16	6
0	ENTERPRISE SALES, INC.		2 YD FEL/REL/SL Metal	5/26/16	5
0	ENTERPRISE SALES, INC.		2 YD FEL/REL/SL Metal	5/26/16	5
0	ENTERPRISE SALES, INC.		1.5 YD FEL/REL/SL Metal	5/26/16	5
0	ENTERPRISE SALES, INC.		2 YD FEL/REL/SL Metal	1/1/16	1
0	H&R Parts		Non-Rolling Stock	7/15/15	7
0			Non-Rolling Stock	4/17/00	4
2016	Peterbilt 320	Labrie	Automated Sideload	8/30/15	8
0	CAPITAL INDUSTRIES, INC.		30 YD RO Box	8/4/15	8
0	WASTEQUIP			5/30/15	5
0	THUNDERBIRD PLASTICS LTD			7/9/15	7
0	CDW			4/30/15	4
2010	Trucks & Parts of T: Peterbilt		Non-Rolling Stock	4/20/15	4
2010	Peterbilt 320	GS Products	Recycle Truck	4/20/15	4
0	REHRIG PACIFIC COMPANY			7/19/14	7
0	ENTERPRISE SALES, INC.		30 YD RO Box	10/3/14	10
0	ENTERPRISE SALES, INC.		3 YD FEL/REL/SL Metal	10/3/14	10
0	ENTERPRISE SALES, INC.		1.5 YD FEL/REL/SL Metal	10/3/14	10

				10
0	ENTERPRISE SALES, INC.	1 YD FEL/REL/SL Metal	10/3/14	10
0	ENTERPRISE SALES, INC.	1.5 YD FEL/REL/SL Metal	10/3/14	10
0	ENTERPRISE SALES, INC.	1 YD FEL/REL/SL Metal	10/3/14	10
0	Jasper	Non-Rolling Stock	7/14/14	7
0	H&R Parts & Equipment	Non-Rolling Stock	10/22/14	10
0			12/1/97	12
0	SNAP ON TOOLS		7/1/14	7
0	Thunderbird Plastics		4/2/08	4
0			4/30/08	4
0	Otto Environmental System		3/2/04	3
0	Otto Waste Systems		3/31/03	3
0	Otto Industries		7/29/02	7
0			7/1/14	7
0	METTLER TOLEDO INC		5/31/14	5
0	REHRIG PACIFIC COMPANY		6/19/14	6
0	THUNDERBIRD PLASTICS LTD		6/28/14	6
0	REHRIG PACIFIC COMPANY		6/19/14	6
0	CDW		4/20/14	4
0	REHRIG PACIFIC COMPANY		1/1/14	1
0	The Electronic Avenue		2/6/14	2
0	DAY WIRELESS SYSTEMS		12/31/13	12
0	REHRIG PACIFIC COMPANY		9/24/13	9
2004	Kenworth T300	Crane/flatbed Container Delivery Truck	9/30/13	9
0	REHRIG PACIFIC COMPANY		9/16/13	9
0	REHRIG PACIFIC COMPANY		9/13/13	9
0	ENTERPRISE SALES, INC.		6/30/13	6
0	ENTERPRISE SALES, INC.		6/30/13	6
0	PACIFIC POWER PRODUCTS	Non-Rolling Stock	8/15/13	8
0	ENTERPRISE SALES, INC.	2 YD FEL/REL/SL Metal	6/30/13	6
0	ENTERPRISE SALES, INC.	4 YD FEL/REL/SL Metal	6/30/13	6
2004	International 4300	Flatbed Container Delivery Truck	11/21/07	11
0	THUNDERBIRD PLASTICS LTD		4/1/13	4
0	LINCOLN INDUSTRIAL CORP I	Non-Rolling Stock	6/3/13	6
0	REHRIG PACIFIC COMPANY		4/23/13	4
0	ENTERPRISE SALES, INC.	30 YD RO Box	5/30/13	5
0	ENTERPRISE SALES, INC.	6 YD FEL/REL/SL Metal	5/30/13	5
0	ENTERPRISE SALES, INC.	4 YD FEL/REL/SL Metal	5/30/13	5
0	ENTERPRISE SALES, INC.	3 YD FEL/REL/SL Metal	5/30/13	5
0	REHRIG PACIFIC COMPANY		5/6/13	5
0	THUNDERBIRD PLASTICS LTD		4/1/13	4
0	MATCO TOOLS		1/28/13	1
0	REHRIG PACIFIC COMPANY		11/2/12	11
0	ENTERPRISE SALES, INC.	6 YD FEL/REL/SL Metal	11/1/12	11
0	ENTERPRISE SALES, INC.	4 YD FEL/REL/SL Metal	11/1/12	11
0	ENTERPRISE SALES INC	3 YD FEL/REL/SL Metal	8/28/12	8
0	REHRIG PACIFIC COMPANY		7/6/12	7
0	REHRIG PACIFIC COMPANY		7/6/12	7
0	REHRIG PACIFIC COMPANY		7/6/12	7
0	CDW		4/30/12	4
0	CAPITAL INDUSTRIES, INC.	6 YD FEL/REL/SL Metal	4/1/12	4
0	THUNDERBIRD PLASTICS LTD		3/1/12	3
0	cdw		1/25/12	1
0	Snap-On Tools		12/28/11	12
0	REHRIG PACIFIC COMPANY		11/1/11	11
0	REHRIG PACIFIC COMPANY		11/1/11	11
2005	International 7400	McNeilus REL Truck	11/1/11	11
0	WASTEQUIP WEST COAST	2 YD FEL/REL/SL Metal	11/25/11	11
2006	John Deere	N/A Non-Rolling Stock	8/10/11	8
2006	N/A	N/A Forklift	9/28/11	9
0	ENTERPRISE SALES, INC.	4 YD FEL/REL/SL Metal	8/5/11	8
0	ENTERPRISE SALES, INC.	1 YD FEL/REL/SL Metal	8/5/11	8
0	ENTERPRISE SALES, INC.	1.5 YD FEL/REL/SL Metal	8/5/11	8
0	ENTERPRISE SALES, INC.	2 YD FEL/REL/SL Metal	8/5/11	8
2011	Petebilt 320	McNeilus Automated Sideload	11/8/10	11
0	SOLID WASTE SYSTEMS	Non-Rolling Stock	9/1/10	9
0	WASTEQUIP	1 YD FEL/REL/SL Metal	7/1/10	7
0	WASTEQUIP	1.5 YD FEL/REL/SL Metal	7/1/10	7
0	HOCH CONSTRUCTION		7/1/10	7
0	REHRIG PACIFIC COMPANY		6/9/10	6
0	ENTERPRISE SALES, INC.	20 YD RO Box	6/3/10	6
0	REHRIG PACIFIC COMPANY		5/26/10	5
0	REHRIG PACIFIC COMPANY		5/26/10	5

2010 N/A	Non-Rolling Stock	4/27/10	Exh. JW-7R	
0 REHRIG PACIFIC COMPANY		2/1/10	2	
0 REHRIG PACIFIC COMPANY		2/1/10	2	
0 REHRIG PACIFIC COMPANY		2/1/10	2	
0 REHRIG PACIFIC COMPANY		2/1/10	2	
0 REHRIG PACIFIC COMPANY		2/1/10	2	
0 REHRIG PACIFIC COMPANY		2/1/10	2	
0 Drivecam		8/1/09	8	
0 DriveCam		8/1/09	8	
0 Drive Cam		8/1/09	8	
0 PACIFIC WIRE PRODUCTS	Non-Rolling Stock	8/14/07	8	
1997 OTHER	Other	MRF Equipment	12/1/97	12
0	Non-Rolling Stock	3/20/08	3	
0	Non-Rolling Stock	2/1/99	2	
0	Non-Rolling Stock	2/1/99	2	
0 TOTER INCORPORATED		9/5/08	9	
0 ENTERPRISE SALES, INC.	30 YD RO Box	7/24/08	7	
0 ENTERPRISE SALES, INC.	6 YD FEL/REL/SL Metal	7/24/08	7	
2005	Non-Rolling Stock	1/1/08	1	
0 ENTERPRISE SALES, INC.	4 YD FEL/REL/SL Metal	1/1/08	1	
0		12/31/07	12	
0		12/31/07	12	
0	6 YD FEL/REL/SL Metal	12/31/07	12	
0	4 YD FEL/REL/SL Metal	12/31/07	12	
0	2 YD FEL/REL/SL Metal	12/31/07	12	
0	3 YD FEL/REL/SL Metal	12/31/07	12	
0	1.5 YD FEL/REL/SL Metal	12/31/07	12	
0 TOTER INCORPORATED		9/12/07	9	
0 ENTERPRISE SALES, INC.	1 YD FEL/REL/SL Metal	8/16/07	8	
2006	Non-Rolling Stock	7/17/07	7	
2003	Non-Rolling Stock	7/17/07	7	
0 DESERT MICRO		1/25/07	1	
0 TOTER INCORPORATED		8/16/06	8	
0 TOTER INCORPORATED		8/25/06	8	
0 TOTER INCORPORATED	Non Audit Assets	7/11/06	7	
0 TOTER INCORPORATED		6/19/06	6	
0 TOTER INCORPORATED	Non Audit Assets	7/12/06	7	
0 TOTER INCORPORATED		7/12/06	7	
0 TOTER INCORPORATED	Non Audit Assets	7/11/06	7	
0 TOTER INCORPORATED	Non Audit Assets	7/11/06	7	
0 TOTER INCORPORATED		6/16/06	6	
0 TOTER INCORPORATED		6/16/06	6	
0 TOTER INCORPORATED		6/2/06	6	
0 TOTER INCORPORATED		6/2/06	6	
0 TOTER INCORPORATED		6/2/06	6	
0 TOTER INCORPORATED		6/2/06	6	
0 TOTER INCORPORATED		6/2/06	6	
0 ENTERPRISE SALES, INC.	2 YD FEL/REL/SL Metal	6/1/06	6	
0 TOTER INCORPORATED		6/1/06	6	
0 TOTER INCORPORATED		6/1/06	6	
0 WASTE MANAGEMENT		5/12/06	5	
0 Capital Industries, Inc.	30 YD RO Box	11/14/05	11	
0 Capital Industries, Inc.	2 YD FEL/REL/SL Metal	11/14/05	11	
0 Enterprise Sales, Inc	1 YD FEL/REL/SL Metal	7/22/05	7	
2003	Non-Rolling Stock	9/15/05	9	
0 Enterprise Sales, Inc	2 YD FEL/REL/SL Metal	6/30/04	6	
0 Otto Environmental System		3/2/04	3	
0 Otto Environmental System		3/2/04	3	
0 Otto Environmental System		3/2/04	3	
0 Capital Industries, inc.	1 YD FEL/REL/SL Metal	4/30/04	4	
2004 CAMCAL Inc.	Other	4/19/04	4	
0 Otto Industries		9/1/03	9	
0 Wasteline Industries	2 YD FEL/REL/SL Metal	8/1/03	8	
0 Rehrig Pacific		12/31/02	12	
0 Snap-On		12/7/16	12	
0 Snap-On	Skyjack SJIII32 Manlift	12/9/16	12	
0 Rule Steel	6 YD FEL/REL/SL Metal	9/30/16	9	
0 Rule Steel	1 YD FEL/REL/SL Metal	9/30/16	9	
0 Rule Steel	1 YD FEL/REL/SL Metal	9/30/16	9	
0 Rule Steel	2 YD FEL/REL/SL Metal	9/30/16	9	
0 Rule Steel	2 YD FEL/REL/SL Metal	9/30/16	9	
0 Rule Steel	4 YD FEL/REL/SL Metal	9/30/16	9	
0 ENTERPRISE SALES, INC.	20 YD RO Box	6/7/16	6	

0	ENTERPRISE SALES, INC.		30 YD RO Box	6/7/16	6
0	OTTO ENVIRONMENTAL SYSTEM			8/23/16	8
2017	Peterbilt 567	AAA welding	R/O Truck	8/30/16	8
0	REHRIG PACIFIC COMPANY		6 YD FEL/REL/SL Plastic	7/12/16	7
0	REHRIG PACIFIC COMPANY		2 YD FEL/REL/SL Metal	7/12/16	7
0	Snap-On			6/10/16	6
0	ENTERPRISE SALES, INC.		30 YD RO Box	6/7/16	6
0	TREND SERVICES INC			6/17/16	6
0	TREND SERVICES INC			6/17/16	6
0	TREND SERVICES INC			6/17/16	6
0	TREND SERVICES INC			6/17/16	6
0	ENTERPRISE SALES, INC.		20 YD RO Box	5/26/16	5
0	ENTERPRISE SALES, INC.		30 YD RO Box	5/26/16	5
0	REHRIG PACIFIC COMPANY		2 YD FEL/REL/SL Plastic	5/8/16	5
0	REHRIG PACIFIC COMPANY		4 YD FEL/REL/SL Plastic	5/8/16	5
0	THUNDERBIRD PLASTICS LTD			3/30/16	3
0	ProClip USA, Inc			3/31/16	3
0	VERIZON WIRELESS P1667~NA			3/31/16	3
0	ENTERPRISE SALES, INC.		30 YD RO Box	1/1/16	1
0	AMB Tools and Equipment			11/30/15	11
0	THUNDERBIRD PLASTICS LTD			11/3/15	11
2016	Peterbilt 320	Labrie	Automated Sideload	10/30/15	10
0	H&R Parts and Equipment		Non-Rolling Stock	9/18/15	9
0	CAPITAL INDUSTRIES, INC.		2 YD FEL/REL/SL Metal	7/31/15	7
0	CAPITAL INDUSTRIES, INC.		1 YD FEL/REL/SL Metal	7/31/15	7
0	CAPITAL INDUSTRIES, INC.		20 YD RO Box	7/27/15	7
0	Capital Industries		4 YD FEL/REL/SL Metal	7/29/15	7
0	CDW			6/15/15	6
0	Toter			6/15/15	6
0	OTTO ENVIRONMENTAL SYSTEM			6/15/15	6
0	CDW			4/30/15	4
0	CDW			4/30/15	4
0	THUNDERBIRD PLASTICS LTD			1/31/15	1
0	Day Wireless Systems			7/11/14	7
0	Non-Rolling Stock			12/31/14	12
2015	Freighliner M2	McNelius	REL Truck	11/15/14	11
0	REHRIG PACIFIC COMPANY			10/1/14	10
0	CDW			8/14/14	8
0	CDW			8/14/14	8
2002	FORD F-150	Pickup	Pick Up Truck	9/13/04	9
0	CDW			4/20/14	4
0	DAY WIRELESS SYSTEMS			12/31/13	12
0	THUNDERBIRD PLASTICS LTD			12/2/13	12
0	REHRIG PACIFIC COMPANY			9/13/13	9
0	ENTERPRISE SALES, INC.		30 YD RO Box	8/31/13	8
2007	Freightliner M2	GS Products	Recycle Truck	7/31/13	7
0	Global Industrial			5/31/13	5
0	Global Industrial			5/31/13	5
0	REHRIG PACIFIC COMPANY			4/23/13	4
0	ENTERPRISE SALES, INC.		4 YD FEL/REL/SL Metal	5/30/13	5
0	ENTERPRISE SALES, INC.		3 YD FEL/REL/SL Metal	5/31/13	5
0	HOCH CONSTRUCTION			1/1/13	1
2013	Peterbilt 320	Labrie	Automated Sideload	12/31/12	12
0	REHRIG PACIFIC COMPANY			11/1/12	11
0	CAPITAL INDUSTRIES INC		4 YD FEL/REL/SL Metal	7/15/12	7
0	GK INDUSTRIAL REFUSE SYST		30 YD RO Box	10/31/12	10
0	CDW			7/1/12	7
0	CDW			4/30/12	4
0	CAPITAL INDUSTRIES, INC.		2 YD FEL/REL/SL Metal	5/1/12	5
0	REHRIG PACIFIC COMPANY			4/3/12	4
0	REHRIG PACIFIC COMPANY			4/1/12	4
2007	FORD		Pick Up Truck	1/1/12	1
0	CDW			12/31/11	12
0	Central Welding Supply			12/30/11	12
2011	Snow Dogg	N/A	Non-Rolling Stock	12/16/11	12
2011	Snow Dogg	N/A	Non-Rolling Stock	12/16/11	12
2011	FORD F-350	Pickup	Pick Up Truck	11/1/11	11
0	ENTERPRISE SALES, INC.		1 YD FEL/REL/SL Metal	7/27/11	7
0	ENTERPRISE SALES, INC.		1.5 YD FEL/REL/SL Metal	8/5/11	8
0	ENTERPRISE SALES, INC.		1.5 YD FEL/REL/SL Metal	8/5/11	8
0	ENTERPRISE SALES, INC.		2 YD FEL/REL/SL Metal	8/5/11	8
0	Thunderbird Plastics, Ltd			5/15/11	5

Year	Model	Make	Description	Date	Count
2003	FORD F-350	Pickup	Pick Up Truck	6/20/11	6
	0	REHRIG PACIFIC COMPANY		4/20/11	4
	0	REHRIG PACIFIC COMPANY		4/20/11	4
	0	SNAP ON BUSINESS SOLUTION		1/1/11	1
	0	SNAP ON BUSINESS SOLUTION		1/1/11	1
1986	Other		Bucket Loader	1/1/11	1
	0	WASTEQUIP	2 YD FEL/REL/SL Metal	7/1/10	7
	0	ENTERPRISE SALES, INC.	4 YD FEL/REL/SL Metal	7/15/10	7
	0	ENTERPRISE SALES, INC.	6 YD FEL/REL/SL Metal	7/15/10	7
	0	ENTERPRISE SALES, INC.	1 YD FEL/REL/SL Metal	6/4/10	6
	0	ENTERPRISE SALES, INC.	1.5 YD FEL/REL/SL Metal	6/4/10	6
	0			6/18/10	6
	0	REHRIG PACIFIC COMPANY		5/25/10	5
	0	REHRIG PACIFIC COMPANY		5/25/10	5
	0	Drive Cam		6/22/09	6
	0	ENTERPRISE SALES INC	Grouped Containers	12/11/09	12
2008	Peterbilt 320	McNeilus	FEL Truck	10/26/09	10
	0	Drive Cam		8/1/09	8
	0	Drive Cam		8/1/09	8
	0		1.5 YD FEL/REL/SL Metal	11/3/08	11
	0	BOTERO & SON ELECTRICAL L		1/1/09	1
	0	REHRIG PACIFIC COMPANY		11/5/08	11
	0	REHRIG PACIFIC COMPANY		8/26/08	8
	0	ENTERPRISE SALES, INC.	2 YD FEL/REL/SL Metal	9/4/08	9
	0			3/31/08	3
	0			11/1/07	11
	0	REHRIG PACIFIC COMPANY		8/22/07	8
	0	REHRIG PACIFIC COMPANY		8/22/07	8
	0	ENTERPRISE SALES, INC.	1 YD FEL/REL/SL Metal	6/11/07	6
	0	ENTERPRISE SALES, INC.	2 YD FEL/REL/SL Metal	6/11/07	6
	0	ENTERPRISE SALES, INC.	30 YD RO Box	6/11/07	6
	0	DESERT MICRO		1/23/07	1
	0	CAPITAL INDUSTRIES, INC.	1 YD FEL/REL/SL Metal	1/1/07	1
	0	CAPITAL INDUSTRIES, INC.	1.5 YD FEL/REL/SL Metal	1/1/07	1
	0	CAPITAL INDUSTRIES, INC.	2 YD FEL/REL/SL Metal	6/30/06	6
2006			R/O Truck	6/9/06	6
	0	CAPITAL INDUSTRIES, INC.	2 YD FEL/REL/SL Metal	5/17/06	5
	0	CAPITAL INDUSTRIES, INC.	1.5 YD FEL/REL/SL Metal	5/17/06	5
2007	Peterbilt 378	Cascon	R/O Truck	4/18/06	4
	0	Capital Industries, Inc.	25 YD RO Box	11/14/05	11
	0	Rehrig Pacific Company		9/26/05	9
	0	Rehrig Pacific Company		10/16/05	10
	0	Enterprise Sales, Inc	2 YD FEL/REL/SL Metal	7/22/05	7
	0	Enterprise Sales, Inc	1 YD FEL/REL/SL Metal	7/22/05	7
	0	Capital Industries, Inc.	1 YD FEL/REL/SL Metal	6/23/05	6
	0	Capital Industries, Inc.	2 YD FEL/REL/SL Metal	5/27/05	5
	0	Enterprise Sales, Inc	2 YD FEL/REL/SL Metal	5/16/05	5
	0	Enterprise Sales, Inc	Non Audit Assets	5/16/05	5
	0	Enterprise Sales, Inc	Non Audit Assets	5/16/05	5
	0	DesertMicro		3/16/05	3
	0	Enterprise Sales, Inc	1 YD FEL/REL/SL Metal	8/30/04	8
	0	Progressive Data Systems,		3/31/04	3
	0	Progressive Data Systems,		2/29/04	2
	0	Enterprise Sales, Inc	25 YD RO Box	6/30/04	6
	0	Capital Industries, inc.	1 YD FEL/REL/SL Metal	6/30/04	6
	0	Capital Industries, inc.	3 YD FEL/REL/SL Metal	5/28/04	5
	0	Capital Industries, inc.	6 YD FEL/REL/SL Metal	5/28/04	5
	0	Capital Industries, inc.	2 YD FEL/REL/SL Metal	5/28/04	5
2004	Six Robblees' Inc.	Other		3/1/04	3
	0	Otto Environmental System		5/21/04	5
	0	Otto Environmental System		5/18/04	5
2004	CAMCAL Inc	FrontLine-OnRoad		4/19/04	4
	0	Progressive Data Systems,		1/31/04	1
	0	Progressive Data Systems,		1/16/04	1
	0	Progressive Data Systems,		1/31/04	1
	0	NetVersant		1/15/04	1
	0	Insight Technology Soluti		1/1/04	1
	0	Quest		1/1/04	1
	0		Non Audit Assets	12/31/03	12
	0			11/1/03	11
	0	Otto Industries		9/1/03	9
	0	Otto Industries		9/1/03	9

0 Wasteline Industries	1 YD FEL/REL/SL Metal	8/1/03	8
0 Capital Industries	3 YD FEL/REL/SL Metal	8/1/03	8
0 Capital Industries	Non Audit Assets	6/30/03	6
0 Otto Waste Systems		3/31/03	3
0 Otto Waste Systems		3/31/03	3
0 Otto Industries		7/29/02	7
0 DeWald Northwest	1 YD FEL/REL/SL Metal	5/30/02	5
0 Otto Industries		7/29/02	7
0 Capital Industries	1 YD FEL/REL/SL Metal	7/13/01	7
0 Rehrig Pacific	Non Audit Assets	6/18/01	6
0 Rehrig Pacific Company		6/18/01	6
0 DeWald Northwest Co.	1 YD FEL/REL/SL Metal	5/30/00	5
0		12/1/97	12
0		12/1/97	12
0		12/1/97	12
0 Insight		2/24/00	2
0		6/25/98	6
0		12/1/97	12
0 Dewald Northwest	Non Audit Assets	7/30/99	7
0 Dewald Northwest	1 YD FEL/REL/SL Metal	7/30/99	7
0 Orix Credit		1/1/99	1
0 Dewald Northwest	1 YD FEL/REL/SL Metal	5/26/99	5
0	1 YD FEL/REL/SL Metal	4/14/98	4
0		3/11/98	3
0	20 YD RO Box	2/26/98	2
1992	Non-Rolling Stock	12/1/97	12

Exh. JW-7R

YearPIS	Year Fully Dep	Year/Mo Fully Dep	Monthly Dep	Annual Dep	Test Year Dep	BOY Accum	EOY Accum
2023	2028	2028.5	134	1,603	1,603	-	1,603
1997	2002	2002.8	3	38	-	188	188
2023	2026	2026.6	6	68	68	-	68
2023	2026	2026.6	31	378	378	-	378
2008	2015	2015.9	363	4,357	-	30,500	30,500
2008	2015	2015.9	30	363	-	2,540	2,540
2023	2030	2030.6	415	4,975	4,975	-	4,975
2023	2023	2023.6	-	-	-	-	-
2023	2023	2023.6	-	-	-	-	-
2023	2033	2033.4	3	33	33	-	33
2023	2033	2033.4	12	146	146	-	146
2023	2033	2033.4	43	515	515	-	515
2023	2033	2033.3	43	515	515	-	515
2023	2033	2033.3	43	515	515	-	515
2009	2018	2018.4	26	307	-	2,763	2,763
2009	2018	2018.4	12	149	-	1,338	1,338
2009	2018	2018.4	5	66	-	590	590
2009	2018	2018.4	2,183	26,200	-	235,798	235,798
2001	2013	2013.8	21	247	-	2,962	2,962
1989	2001	2001.6	7	83	-	1,000	1,000
2008	2015	2015.9	55	659	-	4,615	4,615
2008	2020	2020.9	21	257	-	3,088	3,088
2001	2007	2007.9	2	21	-	123	123
2001	2007	2007.6	6	76	-	455	455
1994	2006	2006.7	11	135	-	1,619	1,619
2023	2035	2035.4	82	986	986	-	986
2023	2035	2035.4	79	946	946	-	946
2023	2033	2033.3	1,527	18,326	18,326	-	18,326
2023	2028	2028.3	16	187	187	-	187
2023	2035	2035.4	43	520	520	-	520
2023	2035	2035.4	61	728	728	-	728
2023	2035	2035.4	72	859	859	-	859
2023	2035	2035.4	63	757	757	-	757
2023	2026	2026.3	6	66	66	-	66
2023	2026	2026.3	30	356	356	-	356
2010	2020	2020.1	666	7,990	-	79,897	79,897
2009	2019	2020.0	76	916	-	9,164	9,164
2009	2018	2018.8	1,220	14,638	-	131,742	131,742
2009	2019	2020.0	794	9,527	-	95,272	95,272
2023	2033	2033.1	1,907	22,879	22,879	-	22,879
2023	2033	2033.1	5	64	64	-	64
2023	2033	2033.1	7	85	85	-	85
2023	2033	2033.1	1,661	19,930	19,930	-	19,930
2022	2032	2032.9	2	24	24	-	24
2022	2032	2032.9	2,801	33,616	33,616	-	33,616
2023	2028	2028.1	130	1,559	1,559	-	1,559
2022	2032	2033.0	2	24	24	-	24
2022	2032	2032.8	2	24	24	-	24
2022	2034	2034.8	208	2,492	2,492	-	2,492
2022	2032	2033.0	2,515	30,185	30,185	-	30,185
2022	2032	2032.8	2,469	29,624	29,624	-	29,624
2010	2013	2014.0	156	1,877	-	5,632	5,632
2011	2014	2014.1	155	1,863	-	5,588	5,588
2011	2014	2014.1	9	108	-	323	323
2008	2011	2011.9	194	2,333	-	7,000	7,000
2022	2025	2025.7	38	451	451	-	451
2022	2025	2025.7	9	103	103	-	103
2010	2019	2019.1	2,543	30,517	-	274,650	274,650
2022	2034	2034.5	44	532	532	89	620
2022	2034	2034.5	1	10	10	2	12
2022	2034	2034.5	39	463	463	77	540
2022	2034	2034.5	1	11	11	2	12
2022	2034	2034.4	94	1,133	1,133	283	1,417
2022	2034	2034.4	84	1,003	1,003	251	1,254
2022	2034	2034.5	178	2,136	2,136	356	2,492
2022	2034	2034.5	56	669	669	111	780
2022	2034	2034.5	1	10	10	2	12
2022	2034	2034.5	45	545	545	91	636
2022	2034	2034.5	9	104	104	17	121
2022	2034	2034.4	43	516	516	129	645
2022	2029	2029.5	482	5,788	5,788	965	6,753

2022	2025	2025.5	44	527	527	88	615
2022	2025	2025.5	8	101	101	17	118
2022	2025	2025.5	44	527	527	88	615
2022	2025	2025.5	8	101	101	17	118
2022	2025	2025.5	40	484	484	81	565
2022	2025	2025.4	41	486	486	122	608
2022	2025	2025.4	8	101	101	25	126
2022	2022	2022.4	-	-	-	-	-
2016	2023	2023.5	0	0	-	2	2
2003	2010	2010.7	3	34	-	240	240
2006	2013	2013.5	41	498	-	3,485	3,485
2006	2013	2013.3	29	343	-	2,400	2,400
2003	2010	2010.8	6	73	-	513	513
2000	2005	2005.4	62	747	-	3,737	3,737
2007	2018	2018.2	86	1,036	-	11,514	11,514
2022	2022	2022.4	-	-	-	-	-
2008	2015	2015.9	6	69	-	480	480
2001	2007	2007.9	1	8	-	48	48
1989	2001	2001.7	11	126	-	1,515	1,515
1987	1999	1999.5	38	460	-	5,519	5,519
1984	1996	1996.7	12	141	-	1,695	1,695
2022	2027	2027.3	10	124	124	41	165
2022	2029	2029.3	284	3,412	3,412	1,137	4,549
2022	2029	2029.3	237	2,849	2,849	950	3,798
2022	2027	2027.3	(10)	(124)	(124)	(41)	(165)
2022	2027	2027.3	127	1,528	1,528	509	2,037
2018	2021	2021.3	36	437	-	1,312	1,312
2011	2016	2017.0	14	170	-	851	851
2020	2025	2025.9	35	417	417	729	1,146
2010	2015	2015.8	186	2,233	-	11,165	11,165
2009	2014	2014.7	30	361	-	1,804	1,804
2006	2018	2018.8	261	3,137	-	37,649	37,649
2006	2013	2014.0	492	5,908	-	41,354	41,354
2022	2023	2023.1	606	7,272	-	4,242	7,272
2021	2024	2024.9	503	6,031	6,031	4,523	10,554
2021	2026	2026.9	123	1,473	1,473	1,105	2,577
2021	2033	2033.8	66	793	793	661	1,454
2021	2033	2033.9	95	1,145	1,145	859	2,005
2021	2033	2033.9	76	915	915	687	1,602
2021	2028	2028.9	811	9,738	9,738	7,303	17,041
2021	2029	2029.8	1,722	20,668	20,668	18,946	39,614
2021	2024	2024.8	7	87	87	80	168
2021	2024	2024.8	33	391	391	358	749
2021	2028	2028.8	229	2,750	2,750	2,521	5,271
2021	2033	2033.7	141	1,692	1,692	1,692	3,384
2021	2033	2033.7	129	1,548	1,548	1,548	3,096
2021	2026	2026.6	82	984	984	1,066	2,051
2021	2024	2024.5	550	6,594	6,594	7,693	14,287
2021	2024	2024.5	550	6,594	6,594	7,693	14,287
2021	2024	2024.5	550	6,594	6,594	7,693	14,287
2021	2024	2024.5	550	6,594	6,594	7,693	14,287
2021	2024	2024.5	550	6,594	6,594	7,693	14,287
2021	2024	2024.5	550	6,594	6,594	7,693	14,287
2021	2024	2024.5	550	6,594	6,594	7,693	14,287
2021	2024	2024.5	550	6,594	6,594	7,693	14,287
2021	2024	2024.5	550	6,594	6,594	7,693	14,287
2021	2024	2024.5	3	35	35	40	75
2021	2024	2024.5	29	347	347	405	752
2008	2015	2015.9	1	12	-	87	87
2008	2015	2015.9	2	25	-	174	174
2008	2015	2015.9	2	25	-	174	174
2008	2015	2015.9	3	37	-	261	261
2008	2015	2015.9	9	112	-	783	783
2008	2015	2015.9	6	75	-	522	522
2008	2015	2015.9	2	25	-	174	174
2008	2015	2015.9	21	249	-	1,741	1,741
2008	2015	2015.9	47	560	-	3,917	3,917
2021	2023	2023.3	77	921	-	1,305	1,843
2021	2041	2041.1	33	394	394	623	1,017
2021	2033	2033.3	37	439	439	586	1,025
2021	2033	2033.3	30	363	363	484	846
2021	2033	2033.3	8	100	100	133	233
2021	2033	2033.3	21	257	257	342	599

Exh. JW-7R

2021	2033	2033.3	51	613	613	817	1,430
2021	2033	2033.3	9	108	108	144	252
2021	2033	2033.3	64	768	768	1,024	1,791
2021	2033	2033.3	22	259	259	345	604
2021	2028	2028.3	202	2,425	2,425	3,435	5,860
2021	2028	2028.3	202	2,425	2,425	3,435	5,860
2021	2041	2041.1	151	1,814	1,814	2,873	4,687
2021	2026	2026.1	78	935	935	1,480	2,415
2021	2041	2041.1	(92)	(1,101)	(1,101)	(1,743)	(2,843)
2021	2026	2026.1	700	8,401	8,401	13,302	21,703
2016	2026	2026.9	1,290	15,478	15,478	88,996	104,474
2015	2018	2018.1	581	6,972	-	20,915	20,915
2013	2020	2020.7	1,096	13,154	-	92,075	92,075
2006	2013	2013.7	48	577	-	4,037	4,037
2006	2013	2013.5	1,185	14,222	-	99,554	99,554
2006	2013	2013.8	589	7,063	-	49,442	49,442
2010	2013	2014.0	164	1,967	-	5,902	5,902
2021	2041	2041.1	2,957	35,489	35,489	56,190	91,679
2021	2021	2021.1	-	-	-	-	-
2021	2028	2028.1	378	4,532	4,532	7,176	11,709
2020	2025	2025.8	83	992	992	1,902	2,894
2017	2024	2024.8	268	3,214	3,214	15,804	19,018
2009	2016	2016.6	36	429	-	3,001	3,001
2020	2025	2025.8	3	32	32	62	94
2020	2025	2025.8	643	7,715	7,715	14,788	22,503
2011	2014	2014.1	0	0	-	0	0
2008	2015	2015.9	18	210	-	1,473	1,473
2008	2015	2015.9	8	100	-	700	700
2008	2015	2015.9	5	54	-	379	379
2008	2020	2020.9	10	115	-	1,380	1,380
2008	2015	2015.9	19	229	-	1,600	1,600
2006	2018	2018.5	506	6,069	-	72,827	72,827
2020	2027	2027.6	178	2,135	2,135	4,449	6,584
2020	2025	2025.6	411	4,936	4,936	10,284	15,220
2020	2025	2025.6	411	4,936	4,936	10,284	15,220
2020	2027	2027.3	112	1,342	1,342	3,243	4,585
2020	2027	2027.3	130	1,559	1,559	3,768	5,328
2020	2027	2027.3	27	325	325	786	1,111
2020	2027	2027.3	102	1,220	1,220	2,947	4,167
2020	2030	2030.3	3,160	37,919	37,919	88,477	126,395
2020	2025	2025.4	81	974	974	2,191	3,165
2020	2027	2027.3	446	5,346	5,346	12,920	18,266
2020	2027	2027.3	1,387	16,641	16,641	40,215	56,856
2020	2027	2027.3	384	4,606	4,606	11,132	15,738
2020	2027	2027.3	120	1,444	1,444	3,489	4,932
2020	2027	2027.3	866	10,393	10,393	25,116	35,509
2020	2032	2032.3	14	168	168	391	559
2020	2032	2032.3	100	1,197	1,197	2,792	3,989
2020	2032	2032.3	46	556	556	1,297	1,853
2020	2032	2032.3	14	170	170	397	568
2020	2032	2032.3	86	1,038	1,038	2,421	3,459
2020	2032	2032.3	62	740	740	1,727	2,467
2020	2032	2032.3	56	678	678	1,581	2,258
2020	2032	2032.3	25	297	297	694	991
2020	2032	2032.3	23	279	279	652	931
2020	2032	2032.3	22	260	260	606	866
2020	2023	2023.3	31	377	-	879	1,130
2020	2030	2030.4	2,790	33,485	33,485	75,342	108,827
2020	2030	2030.4	2,790	33,485	33,485	75,342	108,827
2020	2030	2030.4	2,698	32,371	32,371	72,834	105,205
2020	2027	2027.3	384	4,606	4,606	11,132	15,738
2020	2027	2027.3	483	5,792	5,792	13,996	19,788
2020	2027	2027.3	56	674	674	1,628	2,302
2020	2030	2030.3	2,565	30,784	30,784	71,830	102,614
2020	2030	2030.3	2,565	30,784	30,784	71,830	102,614
2020	2027	2027.3	195	2,340	2,340	5,655	7,995
2020	2027	2027.3	424	5,092	5,092	12,307	17,399
2020	2027	2027.3	95	1,137	1,137	2,749	3,886
2016	2019	2019.1	1,047	12,568	-	37,705	37,705
2011	2014	2015.0	552	6,626	-	19,878	19,878
2019	2026	2027.0	200	2,394	2,394	6,384	8,778
2019	2026	2027.0	92	1,105	1,105	2,947	4,052

Exh. JW-7R

2019	2026	2027.0	143	1,711	1,711	4,552	6,273
2019	2026	2027.0	111	1,334	1,334	3,558	4,892
2019	2026	2026.7	373	4,478	4,478	13,434	17,912
2019	2031	2031.9	141	1,687	1,687	4,638	6,325
2019	2029	2029.9	3,158	37,897	37,897	104,218	142,115
2019	2029	2029.8	1,207	14,486	14,486	42,252	56,738
2019	2029	2029.8	1,207	14,486	14,486	42,252	56,738
2019	2029	2029.8	3,158	37,897	37,897	110,534	148,431
2019	2029	2029.7	7	82	82	246	328
2019	2029	2029.8	26	310	310	879	1,189
2019	2029	2029.7	(22)	(259)	(259)	(777)	(1,035)
2019	2029	2029.7	(14)	(163)	(163)	(488)	(651)
2019	2029	2029.8	1,549	18,583	18,583	54,200	72,783
2019	2029	2029.8	1,549	18,583	18,583	54,200	72,783
2019	2022	2022.7	644	7,730	-	23,189	23,189
2019	2029	2029.7	165	1,978	1,978	5,935	7,914
2019	2029	2029.7	16,427	197,128	197,128	591,384	788,512
2019	2029	2029.7	3,801	45,607	45,607	136,821	182,428
2019	2029	2029.5	2,042	24,510	24,510	77,614	102,123
2019	2031	2031.5	215	2,581	2,581	8,174	10,756
2019	2031	2031.5	194	2,328	2,328	7,372	9,700
2019	2026	2026.4	104	1,253	1,253	4,073	5,326
2019	2022	2022.3	48	576	-	1,729	1,729
2019	2026	2026.3	297	3,568	3,568	11,894	15,463
2019	2026	2026.3	133	1,595	1,595	5,317	6,912
2019	2031	2031.3	45	537	537	1,790	2,327
2019	2031	2031.3	77	920	920	3,067	3,987
2019	2031	2031.3	71	847	847	2,823	3,670
2019	2031	2031.3	64	763	763	2,543	3,305
2019	2031	2031.3	44	525	525	1,752	2,277
2019	2031	2031.3	44	529	529	1,764	2,293
2019	2031	2031.3	56	669	669	2,231	2,900
2019	2026	2026.1	375	4,505	4,505	16,142	20,647
2019	2024	2024.1	180	2,156	2,156	7,725	9,881
2019	2024	2024.1	271	3,249	3,249	11,642	14,891
2018	2028	2028.8	8	97	97	373	470
2018	2028	2028.8	8	97	97	373	470
2018	2023	2023.9	68	814	814	3,052	3,865
2018	2023	2023.7	127	1,518	1,518	6,072	7,590
2011	2014	2014.6	357	4,285	-	12,854	12,854
2011	2014	2014.6	118	1,415	-	4,246	4,246
2018	2028	2028.8	2,878	34,540	34,540	132,403	166,943
2018	2028	2028.8	2,878	34,540	34,540	132,403	166,943
2018	2028	2028.5	23	281	281	1,170	1,450
2018	2025	2025.7	473	5,675	5,675	22,700	28,375
2018	2021	2021.5	15	186	-	558	558
2018	2021	2021.5	67	800	-	2,399	2,399
2018	2022	2022.7	649	7,791	-	31,166	31,166
2018	2021	2021.5	769	9,224	-	27,671	27,671
2018	2028	2028.8	2,881	34,567	34,567	135,388	169,955
2018	2028	2028.6	1,435	17,218	17,218	70,306	87,524
2018	2030	2030.3	64	766	766	3,321	4,087
2018	2030	2030.3	102	1,227	1,227	5,317	6,544
2018	2030	2030.3	81	978	978	4,238	5,215
2018	2030	2030.3	82	981	981	4,251	5,231
2018	2030	2030.3	104	1,253	1,253	5,431	6,684
2018	2030	2030.3	73	882	882	3,820	4,702
2018	2025	2025.3	119	1,434	1,434	6,214	7,647
2018	2025	2025.3	176	2,114	2,114	9,160	11,274
2018	2025	2025.3	972	11,664	11,664	50,544	62,208
2018	2030	2030.5	315	3,785	3,785	15,773	19,558
2018	2030	2030.3	274	3,290	3,290	14,258	17,549
2018	2018	2018.5	-	-	-	-	-
2018	2018	2018.5	-	-	-	-	-
2018	2018	2018.5	-	-	-	-	-
2018	2028	2028.5	404	4,848	4,848	20,200	25,048
2018	2021	2021.3	2	25	-	76	76
2018	2025	2025.3	1,474	17,691	17,691	76,660	94,351
2018	2021	2021.3	26	312	-	935	935
2018	2020	2020.2	205	2,454	-	5,130	5,130
2018	2021	2021.3	31	373	-	1,118	1,118
2018	2021	2021.1	2,736	32,829	-	98,487	98,487

Exh. JW-7R

2017	2027	2028.0	897	10,761	10,761	50,219	60,980
2017	2027	2028.0	417	5,000	5,000	23,333	28,333
2017	2027	2028.0	133	1,601	1,601	7,472	9,073
2009	2019	2019.8	96	1,146	-	11,462	11,462
2017	2020	2020.8	5	66	-	197	197
2017	2027	2027.8	85	1,019	1,019	5,010	6,029
2017	2020	2020.8	28	337	-	1,012	1,012
2017	2022	2022.8	152	1,821	-	8,952	9,103
2017	2024	2024.5	302	3,624	3,624	18,722	22,346
2017	2027	2027.6	6	69	69	352	421
2017	2027	2027.6	2,736	32,838	32,838	166,924	199,762
2017	2027	2027.5	10	117	117	604	721
2017	2020	2020.3	176	2,116	-	6,347	6,347
2017	2024	2024.5	390	4,676	4,676	24,160	28,836
2017	2024	2024.5	390	4,676	4,676	24,160	28,836
2017	2027	2027.5	1,947	23,361	23,361	120,697	144,057
2017	2029	2029.3	213	2,554	2,554	13,622	16,176
2017	2029	2029.3	193	2,313	2,313	12,338	14,651
2017	2024	2024.3	387	4,648	4,648	24,792	29,440
2017	2020	2020.3	37	447	-	1,342	1,342
2017	2024	2024.3	248	2,976	2,976	15,874	18,851
2017	2024	2024.3	387	4,648	4,648	24,792	29,440
2017	2024	2024.3	387	4,648	4,648	24,792	29,440
2017	2024	2024.3	387	4,648	4,648	24,792	29,440
2017	2020	2020.3	33	399	-	1,196	1,196
2017	2024	2024.3	231	2,770	2,770	15,003	17,772
2017	2024	2024.3	404	4,847	4,847	26,256	31,103
2017	2024	2024.3	387	4,648	4,648	25,179	29,827
2017	2024	2024.3	404	4,847	4,847	26,256	31,103
2017	2024	2024.3	225	2,705	2,705	14,655	17,360
2017	2024	2024.3	268	3,216	3,216	17,418	20,633
2017	2029	2029.3	156	1,875	1,875	10,158	12,033
2017	2029	2029.3	165	1,980	1,980	10,727	12,707
2017	2029	2029.3	55	659	659	3,571	4,231
2017	2029	2029.3	3	40	40	219	259
2017	2029	2029.3	73	871	871	4,717	5,588
2017	2029	2029.3	181	2,174	2,174	11,778	13,953
2011	2014	2014.9	765	9,175	-	27,526	27,526
2016	2023	2023.9	182	2,178	2,178	12,526	14,704
2016	2023	2023.9	196	2,353	2,353	13,529	15,882
2016	2023	2023.9	46	553	553	3,182	3,735
2016	2019	2020.0	519	6,223	-	18,669	18,669
2016	2023	2023.8	104	1,249	1,249	7,389	8,637
2016	2023	2023.8	57	685	685	4,054	4,740
2016	2023	2023.8	5	57	57	336	393
2016	2019	2019.7	20	235	-	706	706
2016	2023	2023.7	251	3,018	3,018	18,106	21,124
2016	2023	2023.7	302	3,623	3,623	21,738	25,362
2016	2028	2028.5	12	144	144	887	1,031
2016	2028	2028.5	10	122	122	754	876
2016	2028	2028.5	23	279	279	1,720	1,998
2016	2028	2028.6	33	394	394	2,399	2,793
2016	2028	2028.6	26	306	306	1,863	2,170
2016	2028	2028.5	10	122	122	754	876
2016	2028	2028.5	10	120	120	737	856
2016	2028	2028.4	18	216	216	1,348	1,564
2016	2028	2028.4	35	417	417	2,608	3,026
2016	2028	2028.4	14	163	163	1,019	1,181
2016	2027	2027.2	32	389	389	2,561	2,950
2015	2018	2018.6	314	3,771	-	11,314	11,314
2000	2010	2010.3	388	4,660	-	46,599	46,599
2015	2025	2025.7	2,884	34,606	34,606	242,244	276,851
2015	2027	2027.7	126	1,518	1,518	10,625	12,143
2015	2022	2022.4	297	3,566	-	24,964	24,964
2015	2020	2020.6	102	1,225	-	6,127	6,127
2015	2018	2018.3	18	221	-	663	663
2015	2020	2020.3	134	1,602	-	8,010	8,010
2015	2020	2020.3	1,493	17,917	-	89,584	89,584
2014	2021	2021.6	183	2,198	-	15,383	15,383
2014	2026	2026.8	130	1,556	1,556	12,185	13,741
2014	2026	2026.8	40	475	475	3,722	4,197
2014	2026	2026.8	37	441	441	3,454	3,895

2014	2026	2026.8	36	432	432	3,383	3,815
2014	2026	2026.8	36	427	427	3,348	3,775
2014	2026	2026.8	35	419	419	3,284	3,703
2014	2017	2017.6	221	2,655	-	7,964	7,964
2014	2017	2017.8	440	5,284	-	15,852	15,852
1997	2002	2003.0	158	1,895	-	9,477	9,477
2014	2017	2017.6	161	1,930	-	5,789	5,789
2008	2013	2013.3	36	428	-	2,138	2,138
2008	2013	2013.3	424	5,090	-	25,450	25,450
2004	2009	2009.3	94	1,124	-	5,619	5,619
2003	2008	2008.3	102	1,228	-	6,138	6,138
2002	2009	2009.6	23	279	-	1,951	1,951
2014	2017	2017.6	48	574	-	1,723	1,723
2014	2024	2024.4	83	990	990	8,170	9,160
2014	2021	2021.5	179	2,151	-	15,060	15,060
2014	2019	2019.5	102	1,225	-	6,127	6,127
2014	2021	2021.5	173	2,077	-	14,541	14,541
2014	2017	2017.3	19	223	-	668	668
2014	2021	2021.1	69	822	-	5,757	5,757
2014	2017	2017.2	50	601	-	1,803	1,803
2013	2018	2019.0	300	3,603	-	18,015	18,015
2013	2020	2020.8	75	899	-	6,295	6,295
2013	2016	2016.8	1,812	21,740	-	65,220	65,220
2013	2020	2020.8	77	919	-	6,434	6,434
2013	2020	2020.8	125	1,505	-	10,537	10,537
2013	2025	2025.5	0	3	3	25	28
2013	2025	2025.5	0	3	3	28	31
2013	2016	2016.7	181	2,172	-	6,515	6,515
2013	2025	2025.5	41	490	490	4,491	4,980
2013	2025	2025.5	45	544	544	4,987	5,531
2007	2012	2012.9	512	6,149	-	30,747	30,747
2013	2018	2018.3	12	138	-	692	692
2013	2016	2016.5	199	2,387	-	7,160	7,160
2013	2020	2020.3	117	1,408	-	9,859	9,859
2013	2025	2025.4	127	1,521	1,521	14,072	15,593
2013	2025	2025.4	18	214	214	1,976	2,190
2013	2025	2025.4	21	248	248	2,295	2,543
2013	2025	2025.4	34	412	412	3,811	4,223
2013	2020	2020.4	137	1,644	-	11,507	11,507
2013	2018	2018.3	110	1,316	-	6,581	6,581
2013	2018	2018.1	81	970	-	4,849	4,849
2012	2019	2019.9	152	1,826	-	12,783	12,783
2012	2024	2024.9	84	1,010	1,010	9,849	10,859
2012	2024	2024.9	82	989	989	9,642	10,631
2012	2024	2024.7	74	887	887	8,871	9,758
2012	2019	2019.6	51	609	-	4,260	4,260
2012	2019	2019.6	63	761	-	5,326	5,326
2012	2019	2019.6	194	2,328	-	16,296	16,296
2012	2015	2015.3	13	155	-	466	466
2012	2024	2024.3	52	621	621	6,422	7,044
2012	2017	2017.3	117	1,405	-	7,024	7,024
2012	2017	2017.1	9	113	-	563	563
2011	2016	2017.0	79	950	-	4,748	4,748
2011	2018	2018.9	162	1,943	-	13,603	13,603
2011	2018	2018.9	190	2,284	-	15,991	15,991
2011	2014	2014.9	2,778	33,335	-	100,004	100,004
2011	2023	2023.9	93	1,122	1,122	12,061	13,183
2011	2021	2021.7	32	379	-	3,794	3,794
2011	2015	2015.8	361	4,336	-	17,344	17,344
2011	2023	2023.7	19	223	223	2,456	2,680
2011	2023	2023.7	51	614	614	6,759	7,373
2011	2023	2023.7	49	587	587	6,457	7,044
2011	2023	2023.7	19	232	232	2,549	2,780
2010	2020	2020.9	2,307	27,684	-	276,839	276,839
2010	2022	2022.8	255	3,054	-	36,396	36,651
2010	2022	2022.6	31	366	-	4,393	4,393
2010	2022	2022.6	31	375	-	4,501	4,501
2010	2018	2018.6	74	890	-	7,122	7,122
2010	2017	2017.5	107	1,289	-	9,024	9,024
2010	2022	2022.5	100	1,203	-	14,430	14,430
2010	2017	2017.4	140	1,684	-	11,785	11,785
2010	2017	2017.4	140	1,684	-	11,785	11,785

Exh. JW-7R

2010	2013	2013.3	907	10,886	-	32,659	32,659
2010	2017	2017.2	111	1,338	-	9,365	9,365
2010	2017	2017.2	263	3,156	-	22,095	22,095
2010	2017	2017.2	263	3,156	-	22,095	22,095
2010	2017	2017.2	263	3,156	-	22,095	22,095
2010	2017	2017.2	263	3,156	-	22,095	22,095
2010	2017	2017.2	263	3,156	-	22,095	22,095
2009	2014	2014.7	24	286	-	1,428	1,428
2009	2014	2014.7	132	1,588	-	7,939	7,939
2009	2014	2014.7	71	850	-	4,250	4,250
2007	2010	2010.7	219	2,624	-	7,871	7,871
1997	2004	2005.0	357	4,286	-	30,000	30,000
2008	2011	2011.3	412	4,939	-	14,817	14,817
1999	2009	2009.2	6	68	-	679	679
1999	2009	2009.2	22	258	-	2,582	2,582
2008	2015	2015.8	452	5,425	-	37,973	37,973
2008	2020	2020.6	193	2,311	-	27,729	27,729
2008	2020	2020.6	95	1,136	-	13,631	13,631
2008	2015	2015.1	199	2,393	-	16,748	16,748
2008	2019	2019.2	76	912	-	10,124	10,124
2007	2012	2013.0	10,341	124,088	-	620,440	620,440
2007	2012	2013.0	627	7,522	-	37,610	37,610
2007	2014	2015.0	16	193	-	1,350	1,350
2007	2014	2015.0	25	300	-	2,100	2,100
2007	2014	2015.0	33	396	-	2,775	2,775
2007	2014	2015.0	31	372	-	2,607	2,607
2007	2014	2015.0	102	1,221	-	8,550	8,550
2007	2014	2014.8	402	4,819	-	33,732	33,732
2007	2019	2019.7	172	2,064	-	24,767	24,767
2007	2015	2015.6	160	1,915	-	15,322	15,322
2007	2012	2012.6	255	3,064	-	15,322	15,322
2007	2010	2010.1	24	292	-	875	875
2006	2013	2013.7	400	4,803	-	33,624	33,624
2006	2013	2013.7	400	4,803	-	33,624	33,624
2006	2013	2013.6	15	178	-	1,248	1,248
2006	2013	2013.5	76	913	-	6,390	6,390
2006	2013	2013.6	25	306	-	2,140	2,140
2006	2013	2013.6	400	4,799	-	33,592	33,592
2006	2013	2013.6	77	928	-	6,498	6,498
2006	2013	2013.6	82	982	-	6,875	6,875
2006	2013	2013.5	400	4,799	-	33,592	33,592
2006	2013	2013.5	400	4,799	-	33,592	33,592
2006	2013	2013.5	482	5,789	-	40,526	40,526
2006	2013	2013.5	482	5,789	-	40,526	40,526
2006	2013	2013.5	482	5,789	-	40,526	40,526
2006	2013	2013.5	355	4,259	-	29,811	29,811
2006	2018	2018.5	128	1,536	-	18,428	18,428
2006	2013	2013.5	482	5,789	-	40,526	40,526
2006	2013	2013.5	482	5,789	-	40,526	40,526
2006	2018	2018.4	475	5,704	-	68,444	68,444
2005	2017	2017.9	37	446	-	5,348	5,348
2005	2017	2017.9	39	473	-	5,679	5,679
2005	2017	2017.6	75	897	-	10,759	10,759
2005	2012	2012.8	86	1,031	-	7,215	7,215
2004	2016	2016.5	71	847	-	10,159	10,159
2004	2009	2009.3	27	321	-	1,606	1,606
2004	2009	2009.3	27	321	-	1,606	1,606
2004	2009	2009.3	27	321	-	1,606	1,606
2004	2016	2016.3	53	635	-	7,616	7,616
2004	2009	2009.3	89	1,063	-	5,315	5,315
2003	2010	2010.8	19	226	-	1,585	1,585
2003	2015	2015.7	64	767	-	9,200	9,200
2002	2012	2013.0	33	392	-	3,917	3,917
2016	2021	2022.0	79	949	-	4,743	4,743
2016	2026	2027.0	113	1,352	1,352	7,660	9,012
2016	2028	2028.8	58	694	694	4,107	4,801
2016	2028	2028.8	32	390	390	2,305	2,695
2016	2028	2028.8	33	393	393	2,323	2,715
2016	2028	2028.8	76	914	914	5,410	6,324
2016	2028	2028.8	42	499	499	2,954	3,453
2016	2028	2028.8	51	618	618	3,655	4,273
2016	2028	2028.5	81	969	969	5,974	6,943

2016	2028	2028.5	42	498	498	3,074	3,572
2016	2023	2023.7	236	2,832	2,832	16,994	19,826
2016	2026	2026.7	1,784	21,404	21,404	128,422	149,825
2016	2023	2023.6	23	277	-	1,684	1,684
2016	2023	2023.6	57	686	-	4,173	4,173
2016	2019	2019.5	231	2,773	-	8,320	8,320
2016	2028	2028.5	125	1,495	1,495	9,221	10,716
2016	2026	2026.5	25	302	302	1,865	2,167
2016	2026	2026.5	110	1,322	1,322	8,151	9,473
2016	2026	2026.5	219	2,629	2,629	16,212	18,841
2016	2026	2026.5	173	2,078	2,078	12,816	14,894
2016	2028	2028.4	81	969	969	6,055	7,024
2016	2028	2028.4	42	498	498	3,115	3,614
2016	2023	2023.4	61	732	-	4,578	5,127
2016	2023	2023.4	80	955	-	5,967	6,683
2016	2021	2021.3	253	3,036	-	15,181	15,181
2016	2017	2017.3	611	7,327	-	7,327	7,327
2016	2017	2017.3	705	8,465	-	8,465	8,465
2016	2027	2027.2	135	1,618	1,618	10,651	12,269
2015	2020	2020.9	115	1,383	-	6,915	6,915
2015	2020	2020.9	102	1,225	-	6,127	6,127
2015	2025	2025.8	2,878	34,540	34,540	236,025	270,565
2015	2018	2018.8	211	2,527	-	7,580	7,580
2015	2027	2027.6	74	887	887	6,280	7,167
2015	2027	2027.6	31	367	367	2,598	2,965
2015	2027	2027.6	113	1,359	1,359	9,627	10,987
2015	2027	2027.6	47	569	569	4,031	4,600
2015	2018	2018.5	29	344	-	1,033	1,033
2015	2022	2022.5	378	4,533	-	31,731	31,731
2015	2022	2022.5	380	4,554	-	31,880	31,880
2015	2020	2020.3	224	2,690	-	13,450	13,450
2015	2018	2018.3	64	763	-	2,290	2,290
2015	2020	2020.1	102	1,225	-	6,127	6,127
2014	2019	2019.6	14	165	-	825	825
2014	2017	2018.0	181	2,178	-	6,533	6,533
2014	2024	2024.9	1,906	22,877	22,877	177,296	200,172
2014	2021	2021.8	124	1,491	-	10,434	10,434
2014	2017	2017.7	3	35	-	104	104
2014	2017	2017.7	21	250	-	750	750
2004	2007	2007.8	528	6,333	-	19,000	19,000
2014	2017	2017.3	9	111	-	332	332
2013	2018	2019.0	515	6,179	-	30,894	30,894
2013	2018	2019.0	98	1,171	-	5,854	5,854
2013	2020	2020.8	139	1,671	-	11,695	11,695
2013	2025	2025.7	128	1,530	1,530	13,773	15,303
2013	2016	2016.6	1,905	22,863	-	68,588	68,588
2013	2018	2018.4	183	2,202	-	11,010	11,010
2013	2018	2018.4	208	2,497	-	12,485	12,485
2013	2020	2020.3	117	1,401	-	9,805	9,805
2013	2025	2025.4	21	248	248	2,295	2,543
2013	2025	2025.4	42	500	500	4,629	5,130
2013	2021	2021.1	77	926	-	7,461	7,461
2012	2022	2023.0	2,788	33,461	-	323,461	334,615
2012	2019	2019.9	174	2,091	-	14,635	14,635
2012	2024	2024.6	38	456	456	4,601	5,057
2012	2017	2017.9	677	8,127	-	40,800	40,800
2012	2024	2024.6	286	3,429	3,429	34,571	37,999
2012	2015	2015.3	13	155	-	466	466
2012	2024	2024.4	76	918	918	9,407	10,325
2012	2019	2019.3	223	2,673	-	18,714	18,714
2012	2019	2019.3	170	2,045	-	14,312	14,312
2012	2013	2013.1	-	-	-	-	-
2011	2016	2017.0	14	170	-	851	851
2011	2016	2017.0	176	2,108	-	10,540	10,540
2011	2014	2015.0	167	2,008	-	6,024	6,024
2011	2014	2015.0	165	1,978	-	5,933	5,933
2011	2015	2015.9	782	9,382	-	37,527	37,527
2011	2023	2023.6	80	965	-	10,701	10,701
2011	2023	2023.7	53	632	632	6,954	7,586
2011	2023	2023.7	8	94	94	1,038	1,133
2011	2023	2023.7	19	230	230	2,529	2,759
2011	2016	2016.4	115	1,386	-	6,930	6,930

2011	2014	2014.5	549	6,582	-	19,747	19,747
2011	2018	2018.3	184	2,208	-	15,459	15,459
2011	2018	2018.3	204	2,447	-	17,128	17,128
2011	2014	2014.1	43	516	-	1,548	1,548
2011	2014	2014.1	157	1,879	-	5,636	5,636
2011	2012	2012.1	-	-	-	-	-
2010	2022	2022.6	94	1,125	-	13,504	13,504
2010	2022	2022.6	49	592	-	7,100	7,100
2010	2022	2022.6	66	788	-	9,458	9,458
2010	2022	2022.5	39	462	-	5,548	5,548
2010	2022	2022.5	41	498	-	5,971	5,971
2010	2017	2017.5	91	1,087	-	7,608	7,608
2010	2017	2017.4	79	950	-	6,650	6,650
2010	2017	2017.4	263	3,154	-	22,077	22,077
2009	2014	2014.5	33	396	-	1,980	1,980
2009	2021	2022.0	134	1,607	-	19,287	19,287
2009	2017	2017.8	2,324	27,889	-	223,112	223,112
2009	2014	2014.7	198	2,380	-	11,898	11,898
2009	2014	2014.7	67	800	-	4,000	4,000
2008	2020	2020.9	1	8	-	92	92
2009	2017	2017.2	121	1,454	-	11,781	11,781
2008	2015	2015.9	215	2,577	-	18,038	18,038
2008	2015	2015.7	254	3,049	-	21,341	21,341
2008	2020	2020.8	65	778	-	9,335	9,335
2008	2017	2017.3	41	492	-	4,465	4,465
2007	2010	2010.9	57	680	-	2,041	2,041
2007	2014	2014.7	287	3,449	-	24,142	24,142
2007	2014	2014.7	129	1,553	-	10,872	10,872
2007	2019	2019.5	51	611	-	7,334	7,334
2007	2019	2019.5	125	1,503	-	18,038	18,038
2007	2019	2019.5	29	353	-	4,241	4,241
2007	2010	2010.1	24	292	-	875	875
2007	2018	2018.2	59	711	-	7,873	7,873
2007	2018	2018.2	61	728	-	8,069	8,069
2006	2018	2018.5	66	789	-	9,466	9,466
2006	2016	2016.5	442	5,309	-	53,093	53,093
2006	2018	2018.4	92	1,104	-	13,252	13,252
2006	2018	2018.4	9	112	-	1,345	1,345
2006	2016	2016.3	1,036	12,434	-	124,345	124,345
2005	2017	2017.9	72	860	-	10,325	10,325
2005	2012	2012.8	282	3,387	-	23,708	23,708
2005	2012	2012.8	144	1,723	-	12,062	12,062
2005	2017	2017.6	82	985	-	11,816	11,816
2005	2017	2017.6	75	897	-	10,759	10,759
2005	2017	2017.5	125	1,501	-	18,017	18,017
2005	2017	2017.4	131	1,578	-	18,931	18,931
2005	2017	2017.4	53	630	-	7,562	7,562
2005	2017	2017.4	12	141	-	1,691	1,691
2005	2017	2017.4	18	211	-	2,537	2,537
2005	2008	2008.3	24	292	-	875	875
2004	2016	2016.7	77	924	-	11,084	11,084
2004	2009	2009.3	21	256	-	1,280	1,280
2004	2009	2009.2	17	200	-	1,000	1,000
2004	2016	2016.5	47	566	-	6,797	6,797
2004	2016	2016.5	79	952	-	11,424	11,424
2004	2016	2016.4	15	176	-	2,111	2,111
2004	2016	2016.4	20	240	-	2,881	2,881
2004	2016	2016.4	119	1,433	-	17,190	17,190
2004	2009	2009.3	36	433	-	2,165	2,165
2004	2011	2011.4	75	905	-	6,336	6,336
2004	2011	2011.4	274	3,286	-	22,999	22,999
2004	2009	2009.3	50	601	-	3,007	3,007
2004	2009	2009.1	16	192	-	960	960
2004	2009	2009.1	37	440	-	2,200	2,200
2004	2009	2009.1	11	128	-	640	640
2004	2009	2009.1	84	1,010	-	5,052	5,052
2004	2009	2009.1	13	152	-	760	760
2004	2009	2009.1	57	678	-	3,392	3,392
2003	2006	2007.0	35	421	-	1,262	1,262
2003	2003	2003.9	-	-	-	325,000	325,000
2003	2010	2010.8	132	1,581	-	11,068	11,068
2003	2010	2010.8	113	1,359	-	9,510	9,510

Exh. JW-7R

2003	2015	2015.7	98	1,175	-	14,106	14,106
2003	2008	2008.7	14	173	-	866	866
2003	2015	2015.5	2	25	-	305	305
2003	2010	2010.3	42	501	-	3,507	3,507
2003	2010	2010.3	138	1,659	-	11,615	11,615
2002	2009	2009.6	61	733	-	5,130	5,130
2002	2014	2014.4	45	538	-	6,451	6,451
2002	2009	2009.6	119	1,425	-	9,975	9,975
2001	2013	2013.6	26	309	-	3,713	3,713
2001	2008	2008.5	5	63	-	443	443
2001	2008	2008.5	42	509	-	3,564	3,564
2000	2010	2010.4	40	479	-	4,786	4,786
1997	2004	2005.0	16,667	200,000	-	1,400,000	1,400,000
1997	2002	2003.0	667	8,000	-	40,000	40,000
1997	1997	1998.0	-	-	-	25,000	25,000
2000	2003	2003.2	30	365	-	1,094	1,094
1998	2003	2003.5	13	151	-	754	754
1997	2000	2001.0	438	5,260	-	15,781	15,781
1999	2011	2011.6	16	191	-	2,295	2,295
1999	2011	2011.6	35	420	-	5,042	5,042
1999	2004	2004.1	1,667	20,000	-	100,000	100,000
1999	2011	2011.4	84	1,006	-	12,068	12,068
1998	2010	2010.3	23	274	-	3,292	3,292
1998	2010	2010.3	259	3,108	-	37,290	37,290
1998	2010	2010.2	110	1,322	-	15,868	15,868
1997	2007	2008.0	8	101	-	1,013	1,013

Exh. JW-7R

EOY Average Investment	Pre 1/1/2021 Add?
6,412	No
-	No
135	No
755	No
-	No
-	No
29,852	No
-	No
-	No
299	No
1,317	No
4,635	No
4,635	No
4,635	No
-	No
-	No
-	No
-	No
-	No
-	No
-	No
-	No
-	No
-	No
-	No
10,851	No
10,402	No
164,938	No
747	No
5,715	No
8,003	No
9,450	No
8,328	No
132	No
713	No
-	No
-	No
-	No
-	No
205,911	No
578	No
764	No
179,370	No
220	No
302,546	No
6,236	No
220	No
220	No
27,415	No
271,668	No
266,620	No
-	No
-	No
-	No
-	No
902	No
205	No
-	No
5,762	No
112	No
5,015	No
114	No
12,185	No
10,784	No
23,136	No
7,243	No
109	No
5,907	No
1,122	No
5,545	No
33,765	No

966	No
186	No
966	No
186	No
887	No
851	No
177	No
-	No
-	No
-	No
-	No
-	No
-	No
-	No
-	No
-	No
-	No
-	No
-	No
453	No
19,334	No
16,143	No
(453)	No
5,601	No
-	No
-	No
937	No
-	No
-	No
-	No
-	No
-	No
7,539	No
4,786	No
8,061	No
11,741	No
9,383	No
51,124	No
125,731	No
95	No
424	No
13,979	No
16,920	No
15,480	No
2,871	No
5,495	No
5,495	No
5,495	No
5,495	No
5,495	No
5,495	No
5,495	No
29	No
289	No
-	No
-	No
-	No
-	No
-	No
-	No
-	No
-	No
-	No
-	No
6,853	No
4,246	No
3,506	No
964	No
2,483	No

5,926	No
1,045	No
7,420	No
2,501	No
11,115	No
11,115	No
31,598	No
2,259	No
(19,170)	No
20,303	No
50,302	No
-	No
-	No
-	No
-	No
-	No
-	No
618,091	No
184,230	No
20,018	No
2,067.20	
3,482.14	
-	
67.36	
16,073.60	
-	
-	
-	
-	
-	
-	
8,363.26	
9,461.20	
9,461.20	
4,808.72	
5,587.44	
1,165.61	
4,370.13	
252,790.44	
1,704.08	
19,156.70	
59,629.27	
16,506.21	
5,172.89	
37,241.56	
1,453.98	
10,371.10	
4,818.96	
1,475.61	
8,992.67	
6,413.60	
5,871.91	
2,576.74	
2,421.30	
2,251.73	
-	
226,024.59	
226,026.05	
218,501.90	
16,506.22	
20,753.08	
2,413.81	
205,228.53	
205,228.53	
8,385.33	
18,247.68	
4,075.76	
-	
-	
7,980.00	
3,683.90	

5,702.86
4,447.62
13,434.03
13,914.72
236,858.19
88,125.67
88,125.67
230,541.97
492.49
1,912.96
(1,553.04)
(975.80)
113,045.51
113,045.51
-
11,870.98
1,182,768.22
273,641.27
142,972.71
20,220.44
18,236.00
3,446.23
-
9,515.43
4,253.67
4,116.48
7,054.25
6,492.76
5,848.09
4,028.45
4,056.18
5,130.63
10,886.50
898.23
1,353.72
502.72
502.72
203.44
-
-
-
178,456.51
178,456.51
1,356.63
11,349.87
-
-
-
175,716.22
84,654.11
5,108.76
8,180.02
6,519.34
6,539.28
8,354.93
5,877.27
2,389.81
3,523.18
19,439.87
25,867.01
21,936.11
-
-
-
23,432.06
-
29,484.53
-
-
-

46,631.50
21,666.42
6,937.90
-
-
4,160.75
-
-
3,019.71
271.03
128,613.73
448.31
-
3,896.74
3,896.74
89,549.05
14,473.61
13,108.89
3,098.96
-
1,984.30
3,098.96
3,098.96
3,098.96
-
1,615.66
2,827.58
2,711.59
2,827.58
1,578.20
1,875.74
10,470.54
11,056.61
3,681.37
225.54
4,862.15
12,140.74
-
544.59
588.23
138.33
-
104.06
57.10
4.73
-
-
-
695.09
590.73
1,347.82
1,938.67
1,506.08
590.73
577.64
1,024.65
1,982.37
774.07
1,364.19
-
-
69,212.68
6,071.67
-
-
-
-
-
4,926.01
1,504.69
1,396.18

2,409.01
-
64,210.85
253.81
628.85
-
7,227.04
856.67
3,745.08
7,448.83
5,888.21
4,601.96
2,367.48
-
-
-
-
5,673.59
-
-
74,837.26
-
3,472.60
1,436.45
5,323.40
2,228.97
-
-
-
-
-
-
-
28,596.06
-
-
-
-
-
-
-
3,060.67
-
-
-
434.10
875.78
-
-
-
418.23
-
3,142.80
-
688.34
-
-
-
-
-
-
-
885.03
-
-
-
-

Exh. JW-7R
 8 Test Period Beg. Month
 7 Test Period End Month
 2,022 First Year
 2,023 Second year
 2,023.6 Test Period End Mo/Yr
 2,022.7 Test Period Beg. Mo/Yr

<u>Date Acquired</u>	<u>Asset Purchased</u>	<u>Amount from JE Query</u>	<u>Date In Service Year</u>	<u>Month</u>	<u>Salvage Value %</u>	<u>Method</u>	<u>Life Year</u>	<u>Year Fully Depr</u>	<u>Year/Mo Fully Depr</u>	<u>Asset Cost</u>
5/26/2021	New Roof for MRF-Install mini purlins an	50,000.00	2021	5	0%	S/L	10	2031	2031.4	50,000
6/15/2021	Mold remediation services.	20,553.32	2021	6	0%	S/L	10	2031	2031.5	20,553
6/23/2021	New Roof for MRF-Install mini purlins an	20,000.00	2021	6	0%	S/L	10	2031	2031.5	20,000
7/28/2021	North Building Repairs	40,000.00	2021	7	0%	S/L	10	2031	2031.6	40,000
7/28/2021	South Building Repairs	30,000.00	2021	7	0%	S/L	10	2031	2031.6	30,000
7/28/2021	New Roof for MRF-Install mini purlins an	16,795.42	2021	7	0%	S/L	10	2031	2031.6	16,795
7/28/2021	South Building Repairs	1,629.00	2021	7	0%	S/L	10	2031	2031.6	1,629
7/28/2021	South Building Repairs	515.85	2021	7	0%	S/L	10	2031	2031.6	516
9/9/2021	South Building Repairs	37,332.00	2021	9	0%	S/L	10	2031	2031.8	37,332
9/9/2021	North Building Repairs	35,460.71	2021	9	0%	S/L	10	2031	2031.8	35,461
9/21/2021	Final siding and roof repairs for North	9,891.28	2021	9	0%	S/L	10	2031	2031.8	9,891
9/21/2021	Final siding and roof repairs for North	3,801.00	2021	9	0%	S/L	10	2031	2031.8	3,801
9/21/2021	Final siding and roof repairs for North	2,776.75	2021	9	0%	S/L	10	2031	2031.8	2,777
9/21/2021	Final siding and roof repairs for North	2,280.60	2021	9	0%	S/L	10	2031	2031.8	2,281
9/21/2021	Final siding and roof repairs for North	1,248.90	2021	9	0%	S/L	10	2031	2031.8	1,249
1/12/2022	PATS MRF Pipe Repairs	1,954.80	2022	1	0%	S/L	10	2032	2032.1	1,955
1/18/2022	Install Concrete for post protection at	6,543.15	2022	1	0%	S/L	10	2032	2032.1	6,543
2/24/2022	Additional Repairs to damage in employee	10,534.20	2022	2	0%	S/L	10	2032	2032.2	10,534
2/24/2022	Final Repairs for overhead doors and new	9,475.35	2022	2	0%	S/L	10	2032	2032.2	9,475
3/9/2022	3/8/2022 Final repair for wiring are MRF	1,085.00	2022	3	0%	S/L	10	2032	2032.3	1,085
7/22/2022	INSTALL NEW GUTTER AND DOWNSPOUT ON RECY	325.80	2022	7	0%	S/L	10	2032	2032.6	326
9/20/2022	Final Repairs for south facing overhead	9,166.40	2022	9	0%	S/L	10	2032	2032.8	9,166
11/11/2022	Final door repair at MRF and attempt to	8,159.02	2022	11	0%	S/L	10	2032	2032.9	8,159
Total MRF Capital Repairs										319,529

<u>Depr</u> <u>Cost</u>	<u>Monthly</u> <u>Depr</u>	<u>Annual Depr</u>	<u>Test</u> <u>Year</u> <u>Depr</u>	<u>Beg</u> <u>Accum</u> <u>Depr</u>	<u>Ending</u> <u>Accum</u> <u>Depr</u>	<u>Average</u> <u>Investment</u>
50,000	417	5,000	5,000	6,250	11,250	38,750
20,553	171	2,055	2,055	2,398	4,453	16,100
20,000	167	2,000	2,000	2,333	4,333	15,667
40,000	333	4,000	4,000	4,333	8,333	31,667
30,000	250	3,000	3,000	3,250	6,250	23,750
16,795	140	1,680	1,680	1,820	3,499	13,296
1,629	14	163	163	176	339	1,290
516	4	52	52	56	107	408
37,332	311	3,733	3,733	3,422	7,155	30,177
35,461	296	3,546	3,546	3,251	6,797	28,664
9,891	82	989	989	907	1,896	7,995
3,801	32	380	380	348	729	3,072
2,777	23	278	278	255	532	2,245
2,281	19	228	228	209	437	1,843
1,249	10	125	125	114	239	1,010
1,955	16	195	195	114	310	1,645
6,543	55	654	654	382	1,036	5,507
10,534	88	1,053	1,053	527	1,580	8,954
9,475	79	948	948	474	1,421	8,054
1,085	9	109	109	45	154	931
326	3	33	33	3	35	291
9,166	76	917	917	-	917	8,250
8,159	68	816	816	-	816	7,343
319,529	2,663	31,953	31,953	30,666	62,619	256,909

245720

<u>Asset Classification</u>	<u>Date in Service</u>	<u>Mo</u>	<u>Salvage Value %</u>	<u>Method</u>	<u>Life Years</u>	<u>Year Fully Depr</u>	<u>Year/Mo Fully Depr</u>	<u>Asset Cost</u>	<u>Depr Cost</u>
Packer Trucks									
2004 INTL 4300 FLAT 20 Truck (U)	2007	11	0%	S/L	5	2012	2012.9	20,601	20,601
Truck CD1 Amort of Salvage	2023	7	0%	S/L	3	2026	2026.6	10,147	10,147
2009 Peterbilt w/Pckr F718864	2009	12	0%	S/L	7	2016	2017.0	219,720	219,720
Truck #801 Amort of Salvage	2023	7	0%	S/L	3	2026	2026.6	54,930	54,930
2009 Peterbilt w/Pckr F718369	2009	12	0%	S/L	7	2016	2017.0	178,489	178,489
Truck #919 Amort of Salvage	2023	7	0%	S/L	3	2026	2026.6	44,622	44,622
Capital Repair (Engine Rebuild)	2010	7	0%	S/L	3	2013	2013.6	4,005	4,005
2011 Peterbilt 320 ASL	2010	11	0%	S/L	10	2020	2020.9	276,839	276,839
2005 International REL	2011	11	0%	S/L	3	2014	2014.9	100,004	100,004
2013 Peterbilt w/Pckr (N)	2012	12	0%	S/L	10	2022	2023.0	334,615	334,615
2004 Kenworth Boom Truck (Cont Del) (U)	2013	9	0%	S/L	5	2018	2018.8	65,220	65,220
(13) Truck Radios	2013	12	0%	S/L	5	2018	2019.0	18,256	18,256
2015 REL Freightliner (N)	2014	11	0%	S/L	10	2024	2024.9	228,768	228,768
Truck Radio	2014	7	0%	S/L	5	2019	2019.6	825	825
2016 ASL Peterbilt (N)	2015	10	0%	S/L	10	2025	2025.8	345,403	345,403
Replace Engine in Truck #603	2017	4	0%	S/L	3	2020	2020.3	12,749	12,749
2018 ASL Truck	2017	7	0%	S/L	10	2027	2027.6	329,067	329,067
2018 Better Weigh Mfg Pup Trailer	2018	4	0%	S/L	7	2025	2025.3	123,835	123,835
2019 ASL Truck	2018	10	0%	S/L	10	2028	2028.8	346,373	346,373
2019 ASL Truck	2018	10	0%	S/L	10	2028	2028.8	346,373	346,373
2019 ASL Truck	2018	9	0%	S/L	10	2028	2028.8	345,671	345,671
2020 Peterbilt FEL	2019	9	0%	S/L	10	2029	2029.8	330,692	330,692
2020 Peterbilt FEL	2019	9	0%	S/L	10	2029	2029.8	330,692	330,692
2020 Peterbilt ASL	2019	9	0%	S/L	10	2029	2029.8	378,973	378,973
2020 Peterbilt ASL	2019	11	0%	S/L	10	2029	2029.9	378,973	378,973
New FEL Peterbilt / Labrie 40yd	2020	3	0%	S/L	10	2030	2030.3	364,810	364,810
New FEL Peterbilt / Labrie 40yd	2020	3	0%	S/L	10	2030	2030.3	364,810	364,810
2020 Peterbilt FEL Truck	2020	5	0%	S/L	10	2030	2030.4	334,853	334,853
2020 Peterbilt FEL Truck	2020	5	0%	S/L	10	2030	2030.4	334,851	334,851
Total Garbage Trucks								6,225,168	6,225,168
Roll-off Trucks									
2006 PETERBUILT RO (N)	2006	6	0%	S/L	7	2013	2013.5	141,950	141,950
Truck #402 Amort of Salvage	2023	7	0%	S/L	3	2026	2026.6	35,488	35,488
Tarper #402	2014	12	0%	S/L	3	2017	2018.0	6,533	6,533
Transmission Repair #402	2015	9	0%	S/L	3	2018	2018.8	7,580	7,580
Drive Cam, Camara (4)	2009	8	0%	S/L	7	2016	2016.7	3,580	3,580
(3) Truck Radios	2013	12	0%	S/L	5	2018	2019.0	4,213	4,213
2018 RO Truck	2017	6	0%	S/L	10	2027	2027.5	234,776	234,776
New 2019 RO Truck	2019	6	0%	S/L	10	2029	2029.5	245,096	245,096
Total Roll-off Trucks								679,214	679,214

Recycle/YW Trucks

2007 Freightliner (U)	2013	7	0%	S/L	3	2016	2016.6	68,588	68,588
(3) Truck Radios	2013	12	0%	S/L	5	2018	2019.0	4,213	4,213
2010 Peterbilt ASL	2015	4	0%	S/L	5	2020	2020.3	89,584	89,584
2016 ASL Truck	2015	10	0%	S/L	5	2020	2020.8	345,403	345,403
2020 Peterbilt Recycle Truck	2020	5	0%	S/L	10	2030	2030.4	323,707	323,707
Total Recycle/YW Trucks								831,494	831,494

Mill-Haul Trucks

1994 Type HT C-C Trailer (U)	2015	1	0%	S/L	3	2018	2018.1	2,500	2,500
Total Mill-Haul Trucks								2,500	2,500

MRF Hauls

Total MRF Haul Trucks								0	0
------------------------------	--	--	--	--	--	--	--	----------	----------

City Contract Specific

2020 Peterbilt REL Truck	2020	4	0%	S/L	10	2030	2030.3	307,843	307,843
2020 Peterbilt REL Truck	2020	4	0%	S/L	10	2030	2030.3	307,843	307,843
2020 Peterbilt ASL Truck	2020	4	0%	S/L	10	2030	2030.3	379,186	379,186
Total City Contract								994,871	994,871

Total Trucks								8,733,247.60	8,733,248
---------------------	--	--	--	--	--	--	--	---------------------	------------------

8 Test Period Beg. Month
 7 Test Period End Month
 2,022 First Year
 2,023 Second year
 2023.6 Test Period End Mo/Yr
 2022.7 Test Period Beg. Mo/Yr

Monthly Depr	Annual Depr	Test Year Depr	Beginning Accumulated Depreciation 8/1/2022	Allocated Accumulated Depreciation 7/31/2023	Average Investment 7/31/2023
343.34	4,120	-	20,601	20,601	-
281.85	3,382	3,382	-	3,382	6,764
2,615.72	31,389	-	219,720	219,720	-
1,525.84	18,310	18,310	-	18,310	36,620
2,124.87	25,498	-	178,489	178,489	-
1,239.51	14,874	14,874	-	14,874	29,748
111.25	1,335	-	4,005	4,005	-
2,306.99	27,684	-	276,839	276,839	-
2,777.89	33,335	-	100,004	100,004	-
2,788.46	33,462	-	323,461	334,615	-
1,087.00	13,044	-	65,220	65,220	-
304.26	3,651	-	18,256	18,256	-
1,906.40	22,877	22,877	177,296	200,172	28,596
13.75	165	-	825	825	-
2,878.36	34,540	34,540	236,025	270,565	74,837
354.15	4,250	-	12,749	12,749	-
2,742.23	32,907	32,907	167,276	200,183	128,885
1,474	17,691	17,691	76,660	94,351	29,485
2,886	34,637	34,637	132,776	167,413	178,959
2,886	34,637	34,637	132,776	167,413	178,959
2,881	34,567	34,567	135,388	169,955	175,716
2,756	33,069	33,069	96,452	129,521	201,171
2,756	33,069	33,069	96,452	129,521	201,171
3,158	37,897	37,897	110,534	148,431	230,542
3,158	37,897	37,897	104,218	142,115	236,858
3,040	36,481	36,481	88,162	124,643	240,167
3,040	36,481	36,481	88,162	124,643	240,167
2,790	33,485	33,485	75,342	108,827	226,026
2,790	33,485	33,485	75,342	108,827	226,025
59,018	708,220	530,288	3,013,030	3,554,472	2,670,696
1,690	20,279	-	141,950	141,950	-
986	11,829	11,829	-	11,829	23,658
181	2,178	-	6,533	6,533	-
211	2,527	-	7,580	7,580	-
43	511	-	3,580	3,580	-
70	843	-	4,213	4,213	-
1,956	23,478	23,478	121,301	144,778	89,997
2,042	24,510	24,510	77,614	102,123	142,973
7,179	86,153	59,816	362,770	422,586	256,628

1,905	22,863	-	68,588	68,588	-
70	843	-	4,213	4,213	-
1,493	17,917	-	89,584	89,584	-
5,757	69,081	-	345,403	345,403	-
2,698	32,371	32,371	72,834	105,205	218,502
11,923	143,073	32,371	580,622	612,992	218,502

69	833	-	2,500	2,500	-
69	833	0	2,500	2,500	0



0	0	0	0	0	0
---	---	---	---	---	---

2,565	30,784	30,784	71,830	102,614	205,229
2,565	30,784	30,784	71,830	102,614	205,229
3,160	37,919	37,919	88,477	126,395	252,790
8,291	99,487	99,487	232,137	331,624	663,247
86,481	1,037,767	721,962	4,191,057	4,924,173	3,809,074

Exh. JW-7R
 8 Test Period B
 7 Test Period E
 2,022 First Year
 2,023 Second year
 2,023.6 Test Period E
 2,022.7 Test Period B

No.	Asset Classification	Date in Service Year	Mo	Salvage			Year Fully Depr	Year/Mo Fully Depr	Asset Cost	Depr Cost	Monthly Depr	Annual Depr
				Value %	Method M	Life Years						
43	1 1/2 YD CONT (U)	1997	12	0%	S/L	5	2002	2003.0	8,225	8,225	137	1,645
85	1 YD CONT (U)	1997	12	0%	S/L	5	2002	2003.0	12,388	12,388	206	2,478
46	1 YD CONT (U) (3/97)	1997	12	0%	S/L	7	2004	2005.0	13,274	13,274	158	1,896
40	1 YD CONT W/LIDS (N)	1997	12	0%	S/L	10	2007	2008.0	11,776	11,776	98	1,178
20	1/2 YD CONT (U) (3/97)	1997	12	0%	S/L	7	2004	2005.0	5,822	5,822	69	832
65	2 YD CONT (U)	1997	12	0%	S/L	5	2002	2003.0	17,169	17,169	286	3,434
50	2 YRD CONT W/LIDS (N)	1997	12	0%	S/L	10	2007	2008.0	18,752	18,752	156	1,875
1	6 YRD CONT (U)	1997	12	0%	S/L	5	2002	2003.0	964	964	16	193
	VAR CONT (U)	1997	12	0%	S/L	5	2002	2003.0	142,652	142,652	2,378	28,530
40	2 YD CONT W/LIDS (N)	1998	2	0%	S/L	10	2008	2008.2	13,946	13,946	116	1,395
20	1 YD CONT W/LIDS (N)	1998	4	0%	S/L	10	2008	2008.3	6,132	6,132	51	613
20	2 YRD CONT W/LIDS (N)	1998	4	0%	S/L	10	2008	2008.3	7,064	7,064	59	706
24	2 YRD CONT W/LIDS (N)	1998	6	0%	S/L	10	2008	2008.5	9,373	9,373	78	937
10	1 YD +2-6 YD W/LIDS (N)	1999	2	0%	S/L	10	2009	2009.2	5,352	5,352	45	535
40	1 YD CONT W/LIDS (N)	1999	6	0%	S/L	10	2009	2009.5	12,068	12,068	101	1,207
20	1 YD +20-2 YD W/LIDS (N)	1999	9	0%	S/L	10	2009	2009.8	12,838	12,838	107	1,284
15	1 YD CONT W/LID	2000	5	0%	S/L	10	2010	2010.4	4,786	4,786	40	479
17	1YRD REAR LOAD W/L (N)	2001	7	0%	S/L	10	2011	2011.6	5,261	5,261	44	526
11	2 YD REAR LOAD W/L (N)	2001	7	0%	S/L	10	2011	2011.6	4,327	4,327	36	433
	CONTAINERS	2002	8	0%	S/L	10	2012	2012.7	10,045	10,045	84	1,005
48	1 YD REAR LOAD W/L (N)	2003	9	0%	S/L	10	2013	2013.8	14,106	14,106	118	1,411
52	2 YRD REAR LOAD W/L (N)	2003	9	0%	S/L	10	2013	2013.8	18,129	18,129	151	1,813
10	3 YRD FL LOAD W/L (N)	2003	9	0%	S/L	10	2013	2013.8	4,330	4,330	36	433
	PACKET CONVERSION KIT	2003	9	0%	S/L	10	2013	2013.8	1,178	1,178	10	118
	CONTAINER PARTS	2003	12	0%	S/L	10	2013	2014.0	1,262	1,262	11	126
40	2YD REL CONTAINERS	2004	5	0%	S/L	10	2014	2014.4	17,190	17,190	143	1,719
4	3YD FEL CONTAINERS W/LIDS	2004	5	0%	S/L	10	2014	2014.4	2,111	2,111	18	211
4	6YD FEL CATHEDRAL CONTAINERS	2004	5	0%	S/L	10	2014	2014.4	2,881	2,881	24	288
130	FORK POCKETS 16X18	2004	5	0%	S/L	10	2014	2014.4	3,001	3,001	25	300
30	1YD REL CONTAINERS	2004	6	0%	S/L	10	2014	2014.5	11,424	11,424	95	1,142
25	1YD REL CONTAINERS	2004	8	0%	S/L	10	2014	2014.7	11,084	11,084	92	1,108
25	2YD REL CONTAINERS	2004	8	0%	S/L	10	2014	2014.7	11,626	11,626	97	1,163
16	1YD REL CONTAINERS (N)	2005	5	0%	S/L	10	2015	2015.4	6,886	6,886	57	689
16	2YD REL CONTAINERS (N)	2005	5	0%	S/L	10	2015	2015.4	7,562	7,562	63	756
11	4YD FEL CONTAINERS (N)	2005	5	0%	S/L	10	2015	2015.4	6,737	6,737	56	674
11	6YD FEL CONTAINERS (N)	2005	5	0%	S/L	10	2015	2015.4	8,693	8,693	72	869
25	1.5YD REL CONTAINERS (N)	2005	6	0%	S/L	10	2015	2015.5	11,478	11,478	96	1,148
40	1YD REL CONTAINERS (N)	2005	6	0%	S/L	10	2015	2015.5	18,017	18,017	150	1,802
40	2YD REL CONTAINERS (N)	2005	6	0%	S/L	10	2015	2015.5	18,931	18,931	158	1,893
25	1YD REL CONTAINERS (N)	2005	7	0%	S/L	10	2015	2015.6	10,759	10,759	90	1,076
25	2YD REL CONTAINERS (N)	2005	7	0%	S/L	10	2015	2015.6	11,816	11,816	98	1,182
28	1.5YD REL CONTAINERS (N)	2006	3	0%	S/L	10	2016	2016.3	12,551	12,551	105	1,255
18	1.5YD REL CONTAINERS (N)	2006	3	0%	S/L	10	2016	2016.3	8,069	8,069	67	807
18	1YD REL CONTAINERS (N)	2006	3	0%	S/L	10	2016	2016.3	7,873	7,873	66	787
28	2YD REL CONTAINERS (N)	2006	3	0%	S/L	10	2016	2016.3	13,252	13,252	110	1,325
20	2YD REL CONTAINERS (N)	2006	3	0%	S/L	10	2016	2016.3	9,466	9,466	79	947
17	1YD REL CONTAINERS (N)	2007	6	0%	S/L	10	2017	2017.5	7,334	7,334	61	733
40	2YD REL CONTAINERS (N)	2007	6	0%	S/L	10	2017	2017.5	18,038	18,038	150	1,804
10	1.5YD REL CONTAINERS (N)	2008	9	0%	S/L	10	2018	2018.8	5,873	5,873	49	587
16	2YD REL CONTAINERS (N)	2008	9	0%	S/L	10	2018	2018.8	9,335	9,335	78	934
16	3 Yd Containers	2008	11	0%	S/L	7	2015	2015.9	1,473	1,473	18	210
12	1.5YD FEL CONTAINERS (N)	2010	6	0%	S/L	10	2020	2020.5	5,971	5,971	50	597
12	1YD FEL CONTAINERS (N)	2010	6	0%	S/L	10	2020	2020.5	5,548	5,548	46	555
30	2YD FEL CONTAINERS (N)	2010	7	0%	S/L	10	2020	2020.6	13,504	13,504	113	1,350
10	4YD FEL CONTAINERS (N)	2010	7	0%	S/L	10	2020	2020.6	7,100	7,100	59	710
10	6YD FEL CONTAINERS (N)	2010	7	0%	S/L	10	2020	2020.6	9,458	9,458	79	946
22	1YD FEL CONTAINERS (N)	2011	7	0%	S/L	10	2021	2021.6	11,586	11,586	97	1,159
17	1.5YD FEL CONTAINERS (N)	2011	8	0%	S/L	10	2021	2021.7	8,719	8,719	73	872
5	2YD FEL CONTAINERS (N)	2011	8	0%	S/L	10	2021	2021.7	2,759	2,759	23	276
6	1.5 Yd Commercial Containers	2011	1	0%	S/L	3	2014	2014.1	0	0	0	0
12	6 Yd Commercial Containers	2008	11	0%	S/L	7	2015	2015.9	379	379	5	54
6	4 Yd Commercial Containers	2008	11	0%	S/L	12	2020	2020.9	1,380	1,380	10	115
16	4 Yd Containers	2008	11	0%	S/L	7	2015	2015.9	1,600	1,600	19	229
20	2YD FEL CONTAINERS (N)	2012	5	0%	S/L	10	2022	2022.4	11,013	11,013	92	1,101
8	4YD FEL CONTAINERS (N)	2012	7	0%	S/L	10	2022	2022.6	5,475	5,475	46	548
	4YD FEL CONTAINERS (N)	2013	5	0%	S/L	12	2025	2025.4	2,977	2,977	21	248
	3YD FEL CONTAINERS (N)	2013	5	0%	S/L	12	2025	2025.4	6,005	6,005	42	500
10	4YD REL CONTAINERS (N)	2015	7	0%	S/L	12	2027	2027.6	6,829	6,829	47	569
20	2YD REL CONTAINERS (N)	2015	7	0%	S/L	12	2027	2027.6	10,639	10,639	74	887
10	1YD REL CONTAINERS (N)	2015	7	0%	S/L	12	2027	2027.6	4,401	4,401	31	367
9	4YD FEL PLASTIC CONTAINERS (N)	2016	5	0%	S/L	7	2023	2023.4	6,683	6,683	80	955
8	2YD FEL PLASTIC CONTAINERS (N)	2016	5	0%	S/L	7	2023	2023.4	5,127	5,127	61	732
6	2YD REL CONTAINERS (N)	2016	7	0%	S/L	7	2023	2023.6	4,802	4,802	57	686
1	6YD FEL CONTAINERS (N)	2016	7	0%	S/L	7	2023	2023.6	1,938	1,938	23	277
10	6yd FEL Containers	2016	9	0%	S/L	12	2028	2028.8	8,329	8,329	58	694
10	1yd REL containers	2016	9	0%	S/L	12	2028	2028.8	4,676	4,676	32	390
20	1yd Flat Top Containers	2016	9	0%	S/L	12	2028	2028.8	4,711	4,711	33	393
20	2yd REL Containers	2016	9	0%	S/L	12	2028	2028.8	10,972	10,972	76	914
10	2yd FEL Flat Top Containers	2016	9	0%	S/L	12	2028	2028.8	5,991	5,991	42	499

10	4yd FEL Containers	2016	9	0%	S/L	12	2028	2028.8	7,413	7,413	51	618
60	1yd FEL Flat Top Containers w/plastic lid	2017	3	0%	S/L	12	2029	2029.3	26,094	26,094	Exh 18	2,174
22	1.5yd FEL Flat Top Containers w/plastic lid	2017	3	0%	S/L	12	2029	2029.3	10,450	10,450	73	871
1	2yd FEL Flat Top Container w/plastic lid	2017	3	0%	S/L	12	2029	2029.3	485	485	3	40
16	3yd FEL Flat Top Containers w/plastic lid	2017	3	0%	S/L	12	2029	2029.3	7,912	7,912	55	659
49	2YD FEL Containers	2017	3	0%	S/L	12	2029	2029.3	23,763	23,763	165	1,980
35	2yd REL Containers w/plastic lid	2017	3	0%	S/L	12	2029	2029.3	22,504	22,503.84	156	1,875
1	22 ft Storage Unit	1984	4	0%	S/L	15	1999	1999.3	3,811	3,811	21	254
15	FEL Containers - 4 Yd	2018	4	0%	S/L	12	2030	2030.3	9,196	9,196	64	766
23	REL Containers - 2 yd	2018	4	0%	S/L	12	2030	2030.3	14,724	14,724	102	1,227
21	REL Containers - 1.5 Yd	2018	4	0%	S/L	12	2030	2030.3	11,735	11,735	81	978
24	FEL Containers - 1.5 Yd	2018	4	0%	S/L	12	2030	2030.3	11,771	11,771	82	981
30	FEL Containers - 2 Yd	2018	4	0%	S/L	12	2030	2030.3	15,039	15,039	104	1,253
13	FEL Containers - 6 Yd	2018	4	0%	S/L	12	2030	2030.3	10,579	10,579	73	882
7	6 Yd FEL Metal Containers	2019	4	0%	S/L	12	2031	2031.3	6,443	6,443	45	537
15	4 Yd FEL Metal Containers	2019	4	0%	S/L	12	2031	2031.3	11,041	11,041	77	920
15	3 Yd FEL Metal Containers	2019	4	0%	S/L	12	2031	2031.3	10,163	10,163	71	847
15	2 Yd FEL Metal Containers	2019	4	0%	S/L	12	2031	2031.3	9,154	9,154	64	763
12	1 Yd FEL Metal Containers	2019	4	0%	S/L	12	2031	2031.3	6,305	6,305	44	525
10	2 Yd REL Metal Containers	2019	4	0%	S/L	12	2031	2031.3	6,349	6,349	44	529
15	1 Yd REL Metal Containers	2019	4	0%	S/L	12	2031	2031.3	8,031	8,031	56	669
20	4 YD FEL Plastic Container	2019	12	0%	S/L	7	2026	2027.0	16,758	16,758	200	2,394
10	3 YD FEL Plastic Container	2019	12	0%	S/L	7	2026	2027.0	7,736	7,736	92	1,105
22	2 YD FEL Plastic Container	2019	12	0%	S/L	7	2026	2027.0	11,976	11,976	143	1,711
17	1 YD FEL Plastic Container	2019	12	0%	S/L	7	2026	2027.0	9,340	9,340	111	1,334
6	1 Yard REL Containers	2020	4	0%	S/L	12	2032	2032.3	3,118	3,118	22	260
6	1.5 Yard REL Containers	2020	4	0%	S/L	12	2032	2032.3	3,353	3,353	23	279
6	2 Yard REL Containers	2020	4	0%	S/L	12	2032	2032.3	3,568	3,568	25	297
15	1 Yard FEL Containers	2020	4	0%	S/L	12	2032	2032.3	8,130	8,130	56	678
15	1.5 Yard FEL Containers	2020	4	0%	S/L	12	2032	2032.3	8,880	8,880	62	740
20	2 Yard FEL Containers	2020	4	0%	S/L	12	2032	2032.3	12,451	12,451	86	1,038
3	3 Yard FEL Containers	2020	4	0%	S/L	12	2032	2032.3	2,043	2,043	14	170
9	4 Yard FEL Containers	2020	4	0%	S/L	12	2032	2032.3	6,672	6,672	46	556
16	6 Yard FEL Containers	2020	4	0%	S/L	12	2032	2032.3	14,360	14,360	100	1,197
2	8 Yard FEL Containers	2020	4	0%	S/L	12	2032	2032.3	2,013	2,013	14	168

Total Containers **1,126,611** **1,126,611** **10,699** **128,388**

Roll Off

9	30 YD DROP BOX (U)	1997	12	0%	S/L	5	2002	2003.0	24,451	24,451	408	4,890
2	30 YD DROP BOX (U) (3/97)	1997	12	0%	S/L	7	2004	2005.0	6,960	6,960	83	994
	VAR DROP BOX (U)	1997	12	0%	S/L	5	2002	2003.0	23,012	23,012	384	4,602
4	20 YD CONT W/LIDS (N)	1998	2	0%	S/L	10	2008	2008.2	14,328	14,328	119	1,433
4	25 YD CONT W/LIDS (N)	1998	2	0%	S/L	10	2008	2008.2	15,868	15,868	132	1,587
2	40 YD DB W/LIDS (N)	1998	7	0%	S/L	10	2008	2008.6	10,546	10,546	88	1,055
5	25YD DROP BOX	2004	6	0%	S/L	10	2014	2014.5	22,656	22,656	189	2,266
5	30 YD DROP BOXES	2004	6	0%	S/L	10	2014	2014.5	23,147	23,147	193	2,315
5	30YD DROP BOX	2004	6	0%	S/L	10	2014	2014.5	23,902	23,902	199	2,390
3	20YD DROP BOX W/LID (N)	2005	5	0%	S/L	10	2015	2015.4	14,120	14,120	118	1,412
2	30YD DROP BOX W/LID (N)	2005	5	0%	S/L	10	2015	2015.4	11,989	11,989	100	1,199
3	30YD DROP BOX W/LID (N)	2005	7	0%	S/L	10	2015	2015.6	15,058	15,058	125	1,506
5	30YD DROP BOX W/LID (N)	2006	3	0%	S/L	10	2016	2016.3	26,450	26,450	220	2,645
5	30YD DROP BOX W/LID (N)	2006	6	0%	S/L	10	2016	2016.5	26,450	26,450	220	2,645
5	30YD DROP BOX W/LID (N)	2007	6	0%	S/L	10	2017	2017.5	26,509	26,509	221	2,651
5	30YD DROP BOX W/LID (N)	2007	8	0%	S/L	10	2017	2017.7	25,620	25,620	214	2,562
5	30YD DROP BOX W/LID (N)	2007	10	0%	S/L	10	2017	2017.8	26,509	26,509	221	2,651
10	30 Yd Containers	2008	11	0%	S/L	7	2015	2015.9	1,402	1,402	17	200
7	30 Yd Containers	2008	11	0%	S/L	7	2015	2015.9	700	700	8	100
4	30 Yd Containers	2008	11	0%	S/L	7	2015	2015.9	61,000	61,000	726	8,714
4	10 YD Drop Boxes	2009	7	0%	S/L	7	2016	2016.6	6,001	6,001	71	857
3	30YD DROP BOX (N)	2013	8	0%	S/L	12	2025	2025.7	18,364	18,364	128	1,530
3	20YD DROP BOX (N)	2015	7	0%	S/L	12	2027	2027.6	16,310	16,310	113	1,359
3	30YD DROP BOX	2016	1	0%	S/L	11.09	2027.09	2027.2	17,943	17,943	135	1,618
1	30YD DROP BOX W/LID (N)	2016	5	0%	S/L	12	2028	2028.4	5,981	5,981	42	498
2	20YD DROP BOX W/LID (N)	2016	5	0%	S/L	12	2028	2028.4	11,626	11,626	81	969
3	30YD DROP BOX W/LID (N)	2016	6	0%	S/L	12	2028	2028.5	17,943	17,943	125	1,495
1	30YD DROP BOX W/LID (N)	2016	6	0%	S/L	12	2028	2028.5	5,981	5,981	42	498
2	20YD DROP BOX W/LID (N)	2016	6	0%	S/L	12	2028	2028.5	11,626	11,626	81	969
5	20yd RO Boxes	2017	4	0%	S/L	12	2029	2029.3	27,760	27,760	193	2,313
5	30 YD Rolloff boxes	2017	4	0%	S/L	12	2029	2029.3	30,650	30,650	213	2,554
9	20 Yd RO Boxes	2017	9	0%	S/L	7	2024	2024.8	22,500	22,500	268	3,214
10	Roll Off Boxes - 20 Yd	2018	4	0%	S/L	12	2030	2030.3	39,485	39,485	274	3,290
10	Roll Off Boxes - 30 Yd	2018	6	0%	S/L	12	2030	2030.5	45,425	45,425	315	3,785
4	30 Yd ROL Boxes	2019	6	0%	S/L	12	2031	2031.5	30,976	30,976	215	2,581
4	20 Yd ROL Boxes	2019	6	0%	S/L	12	2031	2031.5	27,936	27,936	194	2,328

Total Roll Off **737,184** **737,184** **6,473** **77,678**

Garbage Carts

1080	AUT-CARTS 35-GAL (N)	1998	3	0%	S/L	7	2005	2005.3	37,290	37,290	444	5,327
3000	AUTOMATED TOTES (U)	1999	1	0%	S/L	5	2004	2004.1	100,000	100,000	1,667	20,000
90	60 GAL CARTS	2001	6	0%	S/L	10	2011	2011.5	3,564	3,564	30	356
225	AUTOMATED 68-GAL universal	2002	8	0%	S/L	10	2012	2012.7	9,975	9,975	83	997
100	AUTOMATED 35-GAL	2002	9	0%	S/L	10	2012	2012.8	5,130	5,130	43	513
125	32 GAL CARTS (N)	2003	5	0%	S/L	7	2010	2010.4	3,507	3,507	42	501
250	65 GAL CARTS 9N)	2003	5	0%	S/L	7	2010	2010.4	11,615	11,615	138	1,659
300	32 GAL CARTS (N)	2003	9	0%	S/L	7	2010	2010.8	9,510	9,510	113	1,359
250	38 GAL CARTS (N)	2003	9	0%	S/L	7	2010	2010.8	11,068	11,068	132	1,581

588	Automated 68 GAL GREEN BASE	2004	5	0%	S/L	7	2011	2011.4	22,999	22,999	274	3,286
162	Automated 68 GAL MSD PLLB	2004	5	0%	S/L	7	2011	2011.4	6,336	6,336	Exh. JW-7R	905
300	Automated ZARN 35 GAL MSD M-L	2004	5	0%	S/L	7	2011	2011.4	9,549	9,549	114	1,364
500	Automated 65 GAL GREEN BASE	2005	9	0%	S/L	10	2015	2015.8	23,708	23,708	198	2,371
270	Automated 35 GAL GREEN BASE	2007	8	0%	S/L	10	2017	2017.7	10,872	10,872	91	1,087
486	Automated 65 GAL GREEN BASE	2007	8	0%	S/L	10	2017	2017.7	24,142	24,142	201	2,414
648	Automated 65 GAL GREEN BASE	2010	6	0%	S/L	10	2020	2020.5	28,727	28,727	239	2,873
504	Automated 35 GALREFUSE CARTS	2011	4	0%	S/L	10	2021	2021.3	17,128	17,128	143	1,713
342	Automated 65 GALREFUSE CARTS	2011	4	0%	S/L	10	2021	2021.3	15,459	15,459	129	1,546
540	Automated 35 GALREFUSE CARTS (N)	2012	4	0%	S/L	10	2022	2022.3	18,714	18,714	156	1,871
324	Automated 65 GALREFUSE CARTS (N)	2012	4	0%	S/L	10	2022	2022.3	14,312	14,312	119	1,431
324	Automated 65 GALREFUSE CARTS (N)	2012	11	0%	S/L	10	2022	2022.9	14,635	14,635	122	1,464
270	35 Gal Refuse Carts (N)	2013	4	0%	S/L	7	2020	2020.3	9,805	9,805	117	1,401
243	65 Gal Refuse Carts (N)	2013	9	0%	S/L	7	2020	2020.8	11,695	11,695	139	1,671
243	35 Gal Refuse Carts (N)	2014	10	0%	S/L	7	2021	2021.8	10,434	10,434	124	1,491
720	65 Gal Refuse Carts (N)	2015	6	0%	S/L	7	2022	2022.5	31,880	31,880	380	4,554
595	96 Gal Refuse Carts (N)	2015	6	0%	S/L	7	2022	2022.5	31,731	31,731	378	4,533
580	32 GAL CARTS (N)	2016	8	0%	S/L	7	2023	2023.7	19,826	19,826	236	2,832
75	96 Gallon MSW Carts	2016	12	0%	S/L	7	2023	2024.0	3,873	3,873	46	553
401	35 Gallon MSW Carts	2016	12	0%	S/L	7	2023	2024.0	16,470	16,470	196	2,353
335	64 Gallon MSW Carts	2016	12	0%	S/L	7	2023	2024.0	15,249	15,249	182	2,178
510	64 Gal gray MSW Tote w/green lid	2017	4	0%	S/L	7	2024	2024.3	22,509	22,509	268	3,216
376	96 Gal gray MSW Tote w/green lid	2017	4	0%	S/L	7	2024	2024.3	18,938	18,938	225	2,705
840	35 Gallon Gray MSW Totes w/green lid	2017	4	0%	S/L	7	2024	2024.3	33,931	33,931	404	4,847
624	96 Gallon MSW Carts	2017	4	0%	S/L	7	2024	2024.3	32,539	32,539	387	4,648
840	35 Gallon MSW Carts	2017	4	0%	S/L	7	2024	2024.3	33,931	33,931	404	4,847
450	35 Gallon MSW Carts	2017	4	0%	S/L	7	2024	2024.3	19,388	19,388	231	2,770
2000	35 GALLON GARBAGE CARTS	2018	4	0%	S/L	7	2025	2025.3	81,647	81,647	972	11,664
312	65 GALLON GARBAGE CARTS	2018	4	0%	S/L	7	2025	2025.3	14,797	14,797	176	2,114
188	96 GALLON GARBAGE CARTS	2018	4	0%	S/L	7	2025	2025.3	10,037	10,037	119	1,434
864	64 Gal Garbage Carts	2018	8	0%	S/L	7	2025	2025.7	39,725	39,725	473	5,675
624	MSW Carts 96 Gal	2019	1	0%	S/L	7	2026	2026.1	31,533	31,533	375	4,505
588	65 Gallon MSW Carts	2019	4	0%	S/L	7	2026	2026.3	24,978	24,978	297	3,568
300	35 Gallon MSW Carts	2019	4	0%	S/L	7	2026	2026.3	11,166	11,166	133	1,595
624	96 Gallon MSW Carts	2019	8	0%	S/L	7	2026	2026.7	31,346	31,346	373	4,478
178	95 Gal Plastic Carts - Refuse	2020	3	0%	S/L	7	2027	2027.3	7,962	7,962	95	1,137
915	65 Gal Plastic Carts - Refuse	2020	3	0%	S/L	7	2027	2027.3	35,647	35,647	424	5,092
504	35 Gal Plastic Carts - Refuse	2020	3	0%	S/L	7	2027	2027.3	16,381	16,381	195	2,340
140	35 Gal Plastic Carts - Refuse	2020	3	0%	S/L	7	2027	2027.3	4,715	4,715	56	674
1014	65 Gal Plastic Carts - Refuse	2020	3	0%	S/L	7	2027	2027.3	40,541	40,541	483	5,792
2160	35 Gal Plastic Carts - Refuse	2020	3	0%	S/L	7	2027	2027.3	72,751	72,751	866	10,393
220	95 Gal Plastic Carts - Refuse	2020	3	0%	S/L	7	2027	2027.3	10,105	10,105	120	1,444
936	65 Gal Plastic Carts - Refuse	2020	3	0%	S/L	7	2027	2027.3	37,422	37,422	446	5,346
2300	35 Gal Plastic Carts - Refuse	2020	3	0%	S/L	7	2027	2027.3	8,537	8,537	102	1,220
615	95 Gal Plastic Carts - Refuse	2020	3	0%	S/L	7	2027	2027.3	2,277	2,277	27	325
Total Garbage Carts									1,192,009	1,192,009	14,001	168,014

Recycling Bins - Jefferson UTC & Port Townsend

960	RECYCL BINS (N)	2011	5	0%	S/L	10	2021	2021.4	6,930	6,930	58	693
720	RECYCL BINS (N)	2013	12	0%	S/L	10	2023	2024.0	5,854	5,854	49	585
720	RECYCL BINS (N)	2015	11	0%	S/L	5	2020	2020.9	6,127	6,127	102	1,225
1800	RECYCL BINS (N)	2016	4	0%	S/L	5	2021	2021.3	15,181	15,181	253	3,036
850	18 Gal Recycle Bins	2018	8	0%	S/L	5	2023	2023.7	7,590	7,590	127	1,518
500	16 Gal Recycle Bins	2020	5	0%	S/L	5	2025	2025.4	4,869	4,869	81	974
480	18 Gal Recycle Bins	2020	9	0%	S/L	5	2025	2025.8	4,961	4,961	83	992
Total Recycling Bins									51,511	51,511	752	9,024

eg. Month
nd Month

nd Mo/Yr

eg. Mo/Yr
Test
Year
Depr
Beginning
Accumulated
Depreciation
8/1/2022
Allocated
Accumulated
Depreciation
7/31/2023
Average
Investment
7/31/2023

-	8,225	8,225	-
-	12,388	12,388	-
-	13,274	13,274	-
-	11,776	11,776	-
-	5,822	5,822	-
-	17,169	17,169	-
-	18,752	18,752	-
-	964	964	-
-	142,652	142,652	-
-	13,946	13,946	-
-	6,132	6,132	-
-	7,064	7,064	-
-	9,373	9,373	-
-	5,352	5,352	-
-	12,068	12,068	-
-	12,838	12,838	-
-	4,786	4,786	-
-	5,261	5,261	-
-	4,327	4,327	-
-	10,045	10,045	-
-	14,106	14,106	-
-	18,129	18,129	-
-	4,330	4,330	-
-	1,178	1,178	-
-	1,262	1,262	-
-	17,190	17,190	-
-	2,111	2,111	-
-	2,881	2,881	-
-	3,001	3,001	-
-	11,424	11,424	-
-	11,084	11,084	-
-	11,626	11,626	-
-	6,886	6,886	-
-	7,562	7,562	-
-	6,737	6,737	-
-	8,693	8,693	-
-	11,478	11,478	-
-	18,017	18,017	-
-	18,931	18,931	-
-	10,759	10,759	-
-	11,816	11,816	-
-	12,551	12,551	-
-	8,069	8,069	-
-	7,873	7,873	-
-	13,252	13,252	-
-	9,466	9,466	-
-	7,334	7,334	-
-	18,038	18,038	-
-	5,873	5,873	-
-	9,335	9,335	-
-	1,473	1,473	-
-	5,971	5,971	-
-	5,548	5,548	-
-	13,504	13,504	-
-	7,100	7,100	-
-	9,458	9,458	-
-	11,586	11,586	-
-	8,719	8,719	-
-	2,759	2,759	-
-	0	0	-
-	379	379	-
-	1,380	1,380	-
-	1,600	1,600	-
-	11,013	11,013	-
-	5,475	5,475	-
248	2,295	2,543	434
500	4,629	5,130	876
569	4,031	4,600	2,229
887	6,280	7,167	3,473
367	2,598	2,965	1,436
-	5,967	6,683	-
-	4,578	5,127	-
-	4,173	4,802	-
-	1,684	1,938	-
694	4,107	4,801	3,528
390	2,305	2,695	1,981
393	2,323	2,715	1,996
914	5,410	6,324	4,648
499	2,954	3,453	2,538

618	3,655	4,273	3,140
2,174	11,778	13,953	12,141
871	4,717	5,588	4,862
40	219	259	226
659	3,571	4,231	3,681
1,980	10,727	12,707	11,057
1,875	10,158	12,033	10,471
-	3,811	3,811	-
766	3,321	4,087	5,109
1,227	5,317	6,544	8,180
978	4,238	5,215	6,519
981	4,251	5,231	6,539
1,253	5,431	6,684	8,355
882	3,820	4,702	5,877
537	1,790	2,327	4,116
920	3,067	3,987	7,054
847	2,823	3,670	6,493
763	2,543	3,305	5,848
525	1,752	2,277	4,028
529	1,764	2,293	4,056
669	2,231	2,900	5,131
2,394	6,384	8,778	7,980
1,105	2,947	4,052	3,684
1,711	4,562	6,273	5,703
1,334	3,558	4,892	4,448
260	606	866	2,252
279	652	931	2,421
297	694	991	2,577
678	1,581	2,258	5,872
740	1,727	2,467	6,414
1,038	2,421	3,459	8,993
170	397	568	1,476
556	1,297	1,853	4,819
1,197	2,792	3,989	10,371
168	391	559	1,454

36,483	873,496	912,127	214,484
---------------	----------------	----------------	----------------

-	24,451	24,451	-
-	6,960	6,960	-
-	23,012	23,012	-
-	14,328	14,328	-
-	15,868	15,868	-
-	10,546	10,546	-
-	22,656	22,656	-
-	23,147	23,147	-
-	23,902	23,902	-
-	14,120	14,120	-
-	11,989	11,989	-
-	15,058	15,058	-
-	26,450	26,450	-
-	26,450	26,450	-
-	26,509	26,509	-
-	25,620	25,620	-
-	26,509	26,509	-
-	1,402	1,402	-
-	700	700	-
-	61,000	61,000	-
-	6,001	6,001	-
1,530	13,773	15,303	3,061
1,359	9,627	10,987	5,323
1,618	10,651	12,269	5,674
498	3,115	3,614	2,367
969	6,055	7,024	4,602
1,495	9,221	10,716	7,227
498	3,074	3,572	2,409
969	5,974	6,943	4,683
2,313	12,338	14,651	13,109
2,554	13,622	16,176	14,474
3,214	15,804	19,018	3,482
3,290	14,258	17,549	21,936
3,785	15,773	19,558	25,867
2,581	8,174	10,756	20,220
2,328	7,372	9,700	18,236

29,004	555,510	584,514	152,670
---------------	----------------	----------------	----------------

-	37,290	37,290	-
-	100,000	100,000	-
-	3,564	3,564	-
-	9,975	9,975	-
-	5,130	5,130	-
-	3,507	3,507	-
-	11,615	11,615	-
-	9,510	9,510	-
-	11,068	11,068	-

-	22,999	22,999	-
-	6,336	6,336	-
-	9,549	9,549	-
-	23,708	23,708	-
-	10,872	10,872	-
-	24,142	24,142	-
-	28,727	28,727	-
-	17,128	17,128	-
-	15,459	15,459	-
-	18,714	18,714	-
-	14,312	14,312	-
-	14,269	14,635	-
-	9,805	9,805	-
-	11,695	11,695	-
-	10,434	10,434	-
-	31,880	31,880	-
-	31,731	31,731	-
2,832	16,994	19,826	-
553	3,135	3,689	184
2,353	13,333	15,686	784
2,178	12,344	14,522	726
3,216	17,150	20,365	2,144
2,705	14,429	17,135	1,804
4,847	25,852	30,699	3,232
4,648	24,792	29,440	3,099
4,847	25,852	30,699	3,232
2,770	14,772	17,541	1,846
11,664	50,544	62,208	19,440
2,114	9,160	11,274	3,523
1,434	6,214	7,647	2,390
5,675	22,700	28,375	11,350
4,505	16,142	20,647	10,886
3,568	11,894	15,463	9,515
1,595	5,317	6,912	4,254
4,478	13,434	17,912	13,434
1,137	2,749	3,886	4,076
5,092	12,307	17,399	18,248
2,340	5,655	7,995	8,385
674	1,628	2,302	2,414
5,792	13,996	19,788	20,753
10,393	25,116	35,509	37,242
1,444	3,489	4,932	5,173
5,346	12,920	18,266	19,157
1,220	2,947	4,167	4,370
325	786	1,111	1,166
99,746	879,071	979,183	212,826

-	6,930	6,930	-
585	5,073	5,658	195
-	6,127	6,127	-
-	15,181	15,181	-
1,518	6,072	7,590	-
974	2,191	3,165	1,704
992	1,902	2,894	2,067
4,069	43,475	47,545	3,966

FAR #	Codes	No	Asset Classification	Date in	Salvage	Method	Life	Year	Year/Mo	Asset	
				Service	Value						Mo
				Year	%	M		Depr			
Service Equipment											
		8	2002 FORD F-150 PU (U)	2014	8	0%	S/L	5	2019	2019.7	6,270
130854		1	Engine Rebuild on 1994 F450 Service	2005	3	0%	S/L	5	2010	2010.3	9,807
174644		102	Used 2008 Ford F-150 4x4 Supervisor	2011	12	0%	S/L	3	2014	2015.0	27,526
227697		12	2005 Ford F150 (Brown)	2011	12	0%	S/L	3	2014	2015.0	19,878
235326		ops2	2020 Ford Pickup Truck	2020	7	0%	S/L	5	2025	2025.6	24,681
235327		ops3	2020 Ford Pickup Truck	2020	7	0%	S/L	5	2025	2025.6	24,681
239568		48	(48) Lytx Drivecams	2020	9	0%	S/L	5	2025	2026	38,577
240607		48	(48) Lytx Drivacam Harness	2020	9	0%	S/L	5	2025	2026	162
Total Service Equipment										151,583	
Shop Equipment											
			Shop Heater	2009	1	0%	S/L	7	2016	2016	11,781
87711		737	2011 Ford F-350 Shop Pick-Up (N)	2011	11	0%	S/L	7	2018	2019	37,527
			Trailblazer Compressor, Generator	2011	12	0%	S/L	7	2018	2019	10,540
			Salt Dogg 2-yr Poly Tank Spread	2011	12	0%	S/L	7	2018	2019	6,024
			RTA Equipment	2012	4	0%	S/L	7	2019	2019	466
105398/105399			Gantry Overhead Crane (Shop)	2013	5	0%	S/L	7	2020	2020	23,495
128860			Pressure Washer	2015	11	0%	S/L	5	2020	2021	6,915
171683			Deluxe AC Machine	2016	12	0%	S/L	5	2021	2022	4,743
186110			14T Floor Jacks (@)	2017	9	0%	S/L	5	2022	2023	9,103
186565/186694			HP ProBook 640 G2 (Maint. Mgr)	2017	9	0%	S/L	3	2020	2021	1,208
194634			Carlsborg Shop Addition	2018	1	0%	S/L	3	2021	2021	98,487
194952			Structural Analysis at Carlsborg Site	2018	1	0%	S/L	2.09	2020.09	2020	5,130
197793		738	2018 Ford F350 Shop Truck	2018	6	0%	S/L	10	2028	2028.5	48,480
203680/ 197793			Truck Mount Air Compressor	2018	6	0%	S/L	10	2028	2029	2,807
203588 / 203587 / 197793			Air Hose Reel & Lift Gate for New Sho	2018	6	0%	S/L	3	2021	2022	2,956
203584			New Toyota Forklift (Carlsborg Shop)	2018	8	0%	S/L	4	2022	2023	31,166
206228			New Pressure Washer - Wash Rack at	2018	11	0%	S/L	5	2023	2024	4,069
209508			Wash Rack Awning	2019	1	0%	S/L	5	2024	2024	10,779
209507			Wash Rack - Oil and Water Separator,	2019	1	0%	S/L	5	2024	2024	16,245
218617			New Shop IS Hardware	2019	8	0%	S/L	3	2022	2023	23,189
218615, 220969, 220970, 221106, 221735			New Shop	2019	8	0%	S/L	10	2029	2030	1,970,989
218614			Maintenance Shop (Sequim)	2019	8	0%	S/L	10	2029	2030	456,069
Q2 2020			Truck Lift	2020	4	0%	S/L	5	2025	2025	60,000
Total Shop Equipment										2,842,164	
MRF Equipment											
171642			Scissor Lift	2016	12	0%	S/L	10	2026	2027	13,518
185161			Used Skid Steer 2014 Cat	2017	7	0%	S/L	7	2024	2025	25,366
Total MRF Equipment										38,884	
Office											
122560			Phone system	2015	4	0%	S/L	5	2020	2020	13,450
186692			Cubicles at Carlsborg	2017	9	0%	S/L	10	2027	2028	10,190
212890			HP Probook 650 G4 Asst Controller	2019	4	0%	S/L	3	2022	2022	1,729
Total Office										25,369	
Computers											
			Sony Internet TV	2011	12	0%	S/L	5	2016	2017	851
			Wyse Wintems D10D	2014	4	0%	S/L	5	2019	2019	332
115374/116107			HP Prodesk 600 G1 & Monitor	2014	8	0%	S/L	5	2019	2020	854
122103		7	Wintems	2015	4	0%	S/L	5	2020	2020	2,290
123532			HP Probook 650 G1	2015	6	0%	S/L	5	2020	2021	1,033
131543/132353		34	Samsung Route Tablets/Mounts	2016	3	0%	S/L	5	2021	2021	15,791
139784		1	Snap On Diagnostics Shop Computer	2016	6	0%	S/L	5	2021	2022	8,320
179236		1	HP Probook 640 G2	2017	3	0%	S/L	3	2020	2020	1,196
180542		1	Diagnostic Laptop for Shop	2017	5	0%	S/L	3	2020	2020	1,342
183543		1	Software for Diagnostic Laptop	2017	5	0%	S/L	3	2020	2020	6,347
194814			Star TSP 743IU-24 Gry - receipt print	2018	3	0%	S/L	3	2021	2021	1,118.20
194954			HP ProDesk 600 G3 - SFF - Core i3	2018	3	0%	S/L	5	2023	2023	935.10
196591			Adapter	2018	3	0%	S/L	5	2023	2023	76.30
233213			Desktop PC - Blue Mtn TS SN-MXL013	2020	4	0%	S/L	3	2023	2023	1,129.75
Total Computers										41,614	
Leasehold Improvement											
190224			Paving and Stormwater Pond	2017	12	0%	S/L	10	2027	2028	107,611
190223			New Roof for Building	2017	12	0%	S/L	10	2027	2028	49,999
190222			Paving	2017	12	0%	S/L	10	2027	2028	16,011
202995			Storm Water Infiltration Pond	2018	6	0%	S/L	3	2021	2022	27,671
202084			Paving & Storm Water Pond at Carlsb	2018	7	0%	S/L	10	2028	2029	172,178
218616			Facility Improvements	2019	8	0%	S/L	10	2029	2030	19,785
Total Leasehold Improvement										393,255	

8 Test Period Beg. Month
 7 Test Period End Month
 2,022 First Year
 2,023 Second year
 2,024 Test Period End Mo/Yr
 2,023 Test Period Beg. Mo/Yr

Depr Cost	Monthly Depr	Annual Depr	Test		Beginning Accum	Ending Accum	Average Investment
			Year Depr	Depr 8/1/2022	Depr 7/31/2023	Depr 7/31/2023	
6,270	105	1,254	-	-	6,270	6,270	-
9,807	163	1,961	-	-	9,807	9,807	-
27,526	765	9,175	-	-	27,526	27,526	-
19,878	552	6,626	-	-	19,878	19,878	-
24,681	411	4,936	4,936	-	10,284	15,220	9,461
24,681	411	4,936	4,936	-	10,284	15,220	9,461
38,577	643	7,715	7,715	-	14,788	22,503	16,074
162	3	32	32	-	62	94	67
151,583	3,053	36,637	17,620		98,899	116,519	35,063
11,781	140	1,683	-	-	11,781	11,781	-
37,527	447	5,361	-	-	37,527	37,527	-
10,540	125	1,506	-	-	10,540	10,540	-
6,024	72	861	-	-	6,024	6,024	-
466	6	67	-	-	466	466	-
23,495	280	3,356	-	-	23,495	23,495	-
6,915	115	1,383	-	-	6,915	6,915	-
4,743	79	949	-	-	4,743	4,743	-
9,103	152	1,821	-	-	8,952	9,103	-
1,208	34	403	-	-	1,208	1,208	-
98,487	2,736	32,829	-	-	98,487	98,487	-
5,130	205	2,454	-	-	5,130	5,130	-
48,480	404	4,848	4,848	-	20,200	25,048	23,432
2,807	23	281	281	-	1,170	1,450	1,357
2,956	82	985	-	-	2,956	2,956	-
31,166	649	7,791	-	-	31,166	31,166	-
4,069	68	814	814	-	3,052	3,865	203
10,779	180	2,156	2,156	-	7,725	9,881	898
16,245	271	3,249	3,249	-	11,642	14,891	1,354
23,189	644	7,730	-	-	23,189	23,189	-
1,970,989	16,425	197,099	197,099	-	591,297	788,395	1,182,593
456,069	3,801	45,607	45,607	-	136,821	182,428	273,641
60,000	1,000	12,000	12,000	-	28,000	40,000	20,000
2,842,164	27,936	335,231	266,053		1,072,481	1,338,686	1,503,478
13,518	113	1,352	1,352	-	7,660	9,012	4,506
25,366	302	3,624	3,624	-	18,420	22,044	3,322
38,884	415	4,975	4,975		26,081	31,056	7,828
13,450	224	2,690	-	-	13,450	13,450	-
10,190	85	1,019	1,019	-	5,010	6,029	4,161
1,729	48	576	-	-	1,729	1,729	-
25,369	357	4,285	1,019		20,189	21,208	4,161
851	14	170	-	-	851	851	-
332	6	66	-	-	332	332	-
854	14	171	-	-	854	854	-
2,290	38	458	-	-	2,290	2,290	-
1,033	17	207	-	-	1,033	1,033	-
15,791	263	3,158	-	-	15,791	15,791	-
8,320	139	1,664	-	-	8,320	8,320	-
1,196	33	399	-	-	1,196	1,196	-
1,342	37	447	-	-	1,342	1,342	-
6,347	176	2,116	-	-	6,347	6,347	-
1,118	31	373	-	-	1,118	1,118	-
935	16	187	-	-	826	935	-
76	1	15	-	-	67	76	-
1,130	31	377	-	-	879	1,130	-
41,614	817	9,807	0		41,245	41,614	0
107,611	897	10,761	10,761	-	50,219	60,980	46,632
49,999	417	5,000	5,000	-	23,333	28,333	21,666
16,011	133	1,601	1,601	-	7,472	9,073	6,938
27,671	769	9,224	-	-	27,671	27,671	-
172,178	1,435	17,218	17,218	-	70,306	87,524	84,654
19,785	165	1,978	1,978	-	5,935	7,914	11,871
393,255	3,815	45,782	36,558		184,936	221,494	171,761