

	Apr-23	May-23	Jun-23	Jul-23	Aug-23	Sep-23	Oct-23	Nov-23	Dec-23	Jan-24	Feb-24	Mar-24	Total	
98501 Days - Weekdays	20	23	22	21	23	21	22	22	21	23	21	21	260	0%
Intangible Amort														
Total DDA														
EBIT From Ops														
80020 Entity interest expense														
Interest Exp														
Interest Income														
Other Inc/Exp														
NI b/ Taxes & Extra														
Extra. Items														
NI b/ Taxes														
Taxes														
Net Income														
Non Controlling Int														
Net Income Attrib														
Data Not Included														
													<i>Check</i>	0

1	2	3	4	5	6	7	8	9	10	11	12	13	14	15	
			1	2	3	4	5	6	8	9	10				
Abbreviations													Regulated	Non-Reg	Total
Driver Hours	DH														
Revenue	REV														
Customers	CUST														
	BILLED CUST														
	COMM CONT														
	CONT CUST														
Actual	ACT														

GL Code	Description	Allocator	Per IS As Booked 2010	Restating Adjustments 2010	Adjusted Total 2010	Pro forma Adjustments 2010	Automation Adjustments 2010	Final Total 2010	Regulated	Non-Regulated	Total Allocated	Check
Revenue												
[REDACTED]												

1	2	3	4	5	6	7	8	9	10	11	12	13	14	15	
			1	2	3	4	5	6	8	9	10				
Abbreviations													Regulated	Non-Reg	Total
Driver Hours	DH														
Revenue	REV														
Customers	CUST														
	BILLED CUST														
	COMM CONT														
	CONT CUST														
Actual	ACT														

GL Code	Description	Allocator	Per IS As Booked 2010	Restating Adjustments 2010	Adjusted Total 2010	Pro forma Adjustments 2010	Automation Adjustments 2010	Final Total 2010	Regulated	Non-Regulated	Total Allocated	Check
[Redacted Content]												

1	2	3	4	5	6	7	8	9	10	11	12	13	14	15	
			1	2	3	4	5	6	8	9	10				
Abbreviations													Regulated	Non-Reg	Total
Driver Hours	DH														
Revenue	REV														
Customers	CUST														
	BILLED CUST														
	COMM CONT														
	CONT CUST														
Actual	ACT														

GL Code	Description	Allocator	Per IS As Booked 2010	Restating Adjustments 2010	Adjusted Total 2010	Pro forma Adjustments 2010	Automation Adjustments 2010	Final Total 2010	Regulated	Non-Regulated	Total Allocated	Check
[REDACTED]												

1	2	3	4	5	6	7	8	9	10	11	12	13	14	15	
			1	2	3	4	5	6	8	9	10				
Abbreviations													Regulated	Non-Reg	Total
Driver Hours	DH														
Revenue	REV														
Customers	CUST														
	BILLED CUST														
	COMM CONT														
	CONT CUST														
Actual	ACT														

GL Code	Description	Allocator	Per IS As Booked 2010	Restating Adjustments 2010	Adjusted Total 2010	Pro forma Adjustments 2010	Automation Adjustments 2010	Final Total 2010	Regulated	Non-Regulated	Total Allocated	Check
[REDACTED]												

1	2	3	4	5	6	7	8	9	10	11	12	13	14	15	
			1	2	3	4	5	6	8	9	10				
Abbreviations													Regulated	Non-Reg	Total
Driver Hours	DH														
Revenue	REV														
Customers	CUST														
	BILLED CUST														
	COMM CONT														
	CONT CUST														
Actual	ACT														

GL Code	Description	Allocator	Per IS As Booked 2010	Restating Adjustments 2010	Adjusted Total 2010	Pro forma Adjustments 2010	Automation Adjustments 2010	Final Total 2010	Regulated	Non-Regulated	Total Allocated	Check
[Redacted Content]												

Waste Connections of Washington, G-253
Restating Adjustments
Test Year Ended March 31, 2024

Reconcile Revenue to Detailed Billing Records and Determine Regulated vs. Non-Regulated Breakout



Bad Debt Calculation



Wage Adjustments/Reallocations



Adjust WUTC Fee to Actual

Regulated Revenue	30,785,838
UTC Fee	<u>0.5100%</u>
	157,008
Per IS	<u>157,921</u>
	(913)

Adjust Depreciation to UTC Methodology



Waste Connections of Washington, G-253
Proforma Adjustments
Test Year Ended March 31, 2024

Forward Looking Wage Increases:



Customer Notification:

Residential	77,511	0.66	\$	51,157
Commercial	3,938	0.66	\$	2,599
Roll-off	409	0.66	\$	270
<i>check</i>	-		\$	54,026

Notification Cost Amortized over 24-months \$27,013


Group Insurance



Disposal Increase Adjustment



Con









**Waste Connections of Washington
2023 Automation Information
Test Year Ended March 31, 2024**





	Current Tariff Rates	Proposed Rate Increase	Proposed 8/1/2024 Rates	
Item 50, pg 14				
Returned check charge:	25.07	1.94	27.01	
Item 51, pg 15				
Restart fees	11.31	0.87	12.18	
Item 52, pg 15				
Redelivery, containers:	35.49	2.74	38.23	
Redelivery, carts:	15.00	1.16	16.16	
Item 55, pg 16				
Oversized can	5.58	0.43	6.01	
Item 60, pg 16				
Overtime charge per hr:	62.15	4.81	66.96	
Minimum	248.62	19.22	267.84	
Item 70, pg 17				
Return Trip:				
Cans	11.87	0.92	12.79	
Drop Box	76.37	5.90	82.27	
Container	35.49	2.74	38.23	
Toter	10.45	0.81	11.26	
Item 80, pg 19				
Carry-Out:				
Residential:				
5-25 feet	0.35	0.03	0.38	
25- plus add	0.35	0.03	0.38	
Commercial:				
5-25 feet	0.35	0.03	0.38	
25- plus add	0.35	0.03	0.38	
Drive-in:				
125-250 feet	1.95	0.15	2.10	
250 feet - 1/10 mile	1.95	0.15	2.10	
Additional 1/10 mile	1.95	0.15	2.10	
Commercial:				
125-250 feet	1.95	0.15	2.10	
250 feet - 1/10 mile	1.95	0.15	2.10	
Additional 1/10 mile	1.95	0.15	2.10	
Item 90, pg 20				
Stairs - each step	0.10	0.01	0.11	
Overhead Obstruction	0.42	0.03	0.45	
Sunken	1.01	0.08	1.09	
Item 100, pg 21				
1 can weekly	16.13	1.25	17.38	Removed
1 can per month	5.74	0.44	6.18	Removed
1 can every other week	10.69	0.83	11.52	Removed
2 can	23.52	1.82	25.34	Removed
3 can	34.92	2.70	37.62	Removed
4 can	43.45	3.36	46.81	Removed
5 can	54.06	4.18	58.24	Removed
6 can	64.79	5.01	69.80	Removed
7 can	75.13	5.81	80.94	Removed
8 can	82.55	6.38	88.93	Removed
9 can	96.71	7.48	104.19	Removed
Mini can weekly	12.41	0.96	13.37	Removed
Mini can every other week	9.14	0.71	9.85	Removed
20 Gal EOW	9.14	0.71	9.85	
20 Gal Weekly	12.41	0.96	13.37	
32 Gal Monthly	5.74	0.44	6.18	
32 Gal EOW	10.69	0.83	11.52	
32 Gal Weekly	16.13	1.25	17.38	
64 Gal Weekly	23.52	1.82	25.34	
96 Gal Weekly	34.92	2.70	37.62	

	Current Tariff Rates	Proposed Rate Increase	Proposed 8/1/2024 Rates
Over 9 can (per can)	13.37	1.03	14.40 Removed
Item 100, pg 22			
Roll Out	0.34	0.03	0.37
Occasional Extra	4.37	0.34	4.71
Mini-can	4.25	0.33	4.58
60-gal toter	4.72	0.36	5.08
90-gal toter	5.03	0.39	5.42
Bag	4.37	0.34	4.71
On Call	5.74	0.44	6.18
20 Gal Cart - On Call	7.87	0.61	8.48
35 Gal Cart - On Call	10.74	0.83	11.57
65 Gal Cart - On Call	10.43	0.81	11.24
95 Gal Cart - On Call	13.07	1.01	14.08
Item 150, pg 28			
Loose and Bulky	19.42	1.50	20.92
Additional	19.42	1.50	20.92
Minimum	19.42	1.50	20.92
Carry Chrg	3.56	0.28	3.84
Item 160, pg 29			
Single Rear Drive Axle:			
Truck and Driver:			
Non-packer	68.26	5.28	73.54
Packer	98.18	7.59	105.77
Each Extra Person:			
Non-packer	52.22	4.04	56.26
Packer	52.22	4.04	56.26
Minimum Charge:			
Non-packer	17.06	1.32	18.38
Packer	24.54	1.90	26.44
Tandem Rear Drive Axle:			
Truck and Driver:			
Packer	108.04	8.35	116.39
RO	108.04	8.35	116.39
Each Extra Person:			
Packer	52.22	4.04	56.26
RO	52.22	4.04	56.26
Minimum Charge:			
Packer	27.01	2.09	29.10
RO	27.01	2.09	29.10
Item 205, pg 31			
Roll-Out:			
Container	2.36	0.18	2.54
Over 25 feet	0.61	0.05	0.66
Item 207, pg 32			
Excess Weight:			
1 yard	3.37	0.26	3.63
1.5 yard	3.37	0.26	3.63
3 yard	3.37	0.26	3.63
4 yard	3.37	0.26	3.63
5 yard	3.37	0.26	3.63
6 yard	3.37	0.26	3.63
8 yard	3.37	0.26	3.63
15 yard	26.24	2.03	28.27
20 yard	26.24	2.03	28.27
25 yard	26.24	2.03	28.27
30 yard	26.24	2.03	28.27
35 yard	26.24	2.03	28.27
40 yard	26.24	2.03	28.27

	Current Tariff Rates	Proposed Rate Increase	Proposed 8/1/2024 Rates
Extra yard	21.07	1.63	22.70
Overfilled	21.07	1.63	22.70
Extras	21.07	1.63	22.70
Item 210, pg 33			
Washing:			
Per yard	5.76	0.45	6.21
Minimum	33.89	2.62	36.51
Item 230, pg 34			
Disposal Fees:			
Refuse (per ton)	99.43		99.43
All Other (per ton)	111.94		111.94
Extra Handling Fee	80.00		80.00
Car Tire	2.98		2.98
Car Tire with rim	5.66		5.66
Truck Tire	11.03		11.03
Truck Tire with rim	21.77		21.77
Refrigerator/Freezer	23.64		23.64
Item 240, pg 35			
Permanent Container Rent:			
1 yard	13.56	1.05	14.61
1.5 yard	15.33	1.19	16.52
2 yard	16.50	1.28	17.78
3 yard	17.68	1.37	19.05
4 yard	18.85	1.46	20.31
5 yard	20.04	1.55	21.59
6 yard	21.21	1.64	22.85
8 yard	24.75	1.91	26.66
Pickups:			
1 yard	20.80	1.61	22.41
1.5 yard	28.12	2.17	30.29
2 yard	33.71	2.61	36.32
3 yard	47.18	3.65	50.83
4 yard	61.07	4.72	65.79
5 yard	74.75	5.78	80.53
6 yard	88.31	6.83	95.14
8 yard	114.46	8.85	123.31
Special Pickups:			
1 yard	21.92	1.69	23.61
1.5 yard	29.26	2.26	31.52
2 yard	34.84	2.69	37.53
3 yard	48.30	3.73	52.03
4 yard	62.19	4.81	67.00
5 yard	75.87	5.87	81.74
6 yard	89.44	6.92	96.36
8 yard	115.60	8.94	124.54
Temporary:			
Container Delivery:			
1 yard	35.49	2.74	38.23
1.5 yard	35.49	2.74	38.23
2 yard	35.49	2.74	38.23
3 yard	35.49	2.74	38.23
4 yard	35.49	2.74	38.23
5 yard	35.49	2.74	38.23
6 yard	35.49	2.74	38.23
8 yard	35.49	2.74	38.23
Pickups:			
1 yard	20.80	1.61	22.41
1.5 yard	28.12	2.17	30.29
2 yard	33.71	2.61	36.32
3 yard	47.18	3.65	50.83
4 yard	61.07	4.72	65.79
5 yard	74.75	5.78	80.53
6 yard	88.31	6.83	95.14
8 yard	114.46	8.85	123.31

	Current Tariff Rates	Proposed Rate Increase	Proposed 8/1/2024 Rates
Rent per Day:			
1 yard	0.45	0.03	0.48
1.5 yard	0.52	0.04	0.56
2 yard	0.55	0.04	0.59
3 yard	0.60	0.05	0.65
4 yard	0.63	0.05	0.68
5 yard	0.67	0.05	0.72
6 yard	0.71	0.05	0.76
8 yard	0.83	0.06	0.89
Rent per Month:			
1 yard	13.56	1.05	14.61
1.5 yard	15.33	1.19	16.52
2 yard	16.50	1.28	17.78
3 yard	17.68	1.37	19.05
4 yard	18.85	1.46	20.31
5 yard	20.04	1.55	21.59
6 yard	21.21	1.64	22.85
8 yard	24.75	1.91	26.66
Unlocking/Unlatching:			
Per pickup	1.65	0.13	1.78
Item 240-1, pg 36			
Delivery			
1 - 3 Yard	62.72	4.85	67.57
Daily Rent			
1 - 3 Yard	2.27	0.18	2.45
Empty & Return			
1 Yard	127.73	9.88	137.61
2 Yard	134.84	10.43	145.27
3 Yard	142.65	11.03	153.68
Final Pull			
1 Yard	70.15	5.42	75.57
2 Yard	79.73	6.16	85.89
3 Yard	87.54	6.77	94.31
Mileage	2.55	0.20	2.75
Lock/Unlock	1.70	0.13	1.83
Item 245, pg 37			
32-gal can	3.42	0.26	3.68
20 Gal Cart	2.87	0.22	3.09
32 Gal Cart	5.72	0.44	6.16
64 Gal Cart	8.57	0.66	9.23
96 Gal Cart	10.52	0.81	11.33
Special Pickups			
32-gal can	13.22	1.02	14.24
20 Gal Cart	12.66	0.98	13.64
32 Gal Cart	15.58	1.20	16.79
64 Gal Cart	18.37	1.42	19.79
96 Gal Cart	20.32	1.57	21.89
32-gal can - MIN	14.79	1.14	15.93
20 Gal Cart - MIN	12.40	0.96	13.36
32 Gal Cart - MIN	24.75	1.91	26.66
64 Gal Cart - MIN	37.10	2.87	39.97
96 Gal Cart - MIN	45.55	3.52	49.07
Each additional unit	4.64	0.36	5.00
Latching, Unlocking	1.65	0.13	1.78
Item 250, pg 38			
Monthly Rent			
2 yard	16.62	1.29	17.91

	Current Tariff Rates	Proposed Rate Increase	Proposed 8/1/2024 Rates
3 yard	17.80	1.38	19.18
4 yard	18.99	1.47	20.46
6 yard	21.36	1.65	23.01
Pickup			
2 yard	76.31	5.90	82.21
3 yard	104.37	8.07	112.44
4 yard	135.62	10.49	146.11
6 yard	189.26	14.63	203.89
Special Pickup			
2 yard	77.44	5.99	83.43
3 yard	106.64	8.25	114.89
4 yard	136.75	10.57	147.32
6 yard	190.39	14.72	205.11
Temporary Service			
Temporary Delivery			
2 yard	35.49	2.74	38.23
3 yard	35.49	2.74	38.23
4 yard	35.49	2.74	38.23
6 yard	35.49	2.74	38.23
Temporary Pickup			
2 yard	76.31	5.90	82.21
3 yard	104.37	8.07	112.44
4 yard	135.62	10.49	146.11
6 yard	189.26	14.63	203.89
Temporary Rent (per day)			
2 yard	0.56	0.04	0.60
3 yard	0.61	0.05	0.66
4 yard	0.63	0.05	0.68
6 yard	0.71	0.05	0.76
Temporary Rent (per month)			
2 yard	16.28	1.26	17.54
3 yard	17.44	1.35	18.79
4 yard	18.60	1.44	20.04
6 yard	20.92	1.62	22.54
Latching, Unlocking	1.65	0.13	1.78
Disconnect/Reconnect Compactor	9.82	0.76	10.58
Item 255, pg 39			
Each Pickup			
4 yard comp	137.50	10.63	148.13
Special Pickup:			
4 yard comp	137.50	10.63	148.13
Disconnect/Reconnect Compactor	9.82	0.76	10.58
Latching, Unlocking	1.65	0.13	1.78
Item 260, pg 40			
Permanent Rent;			
15 yard	70.45	5.45	75.90
20 yard	70.45	5.45	75.90
30 yard	70.45	5.45	75.90
40 yard	70.45	5.45	75.90
Hauls:			
First, Additional, Special			
15 yard	122.14	9.44	131.58
20 yard	122.14	9.44	131.58
30 yard	127.21	9.84	137.05
40 yard	127.21	9.84	137.05
Temporary Delivery Fee:			
15 yard	65.01	5.03	70.04
20 yard	65.01	5.03	70.04
30 yard	65.01	5.03	70.04

	Current Tariff Rates	Proposed Rate Increase	Proposed 8/1/2024 Rates
40 yard	65.01	5.03	70.04
Perm/Temp Drop Box			
15 yard	122.14	9.44	131.58
20 yard	122.14	9.44	131.58
30 yard	127.21	9.84	137.05
40 yard	127.21	9.84	137.05
Temporary DB (rent per day)			
15 yard	2.34	0.18	2.52
20 yard	2.34	0.18	2.52
30 yard	2.34	0.18	2.52
40 yard	2.34	0.18	2.52
Temporary DB (rent per month)			
15 yard	70.45	5.45	75.90
20 yard	70.45	5.45	75.90
30 yard	70.45	5.45	75.90
40 yard	70.45	5.45	75.90
Mileage	2.55	0.20	2.75
Lid charge (per day)	1.27	0.10	1.37
Lid charge (per month)	38.18	2.95	41.13
Tarp fee	10.54	0.81	11.35
Disconnect/reconnect compactor	10.19	0.79	10.98
Unlatch, Unlock	1.70	0.13	1.83
Item 265, pg 41			
Lid charge (per month)	34.46	2.66	37.12
Lid charge (per day)	1.15	0.09	1.24
Disconnect/reconnect compactor	9.20	0.71	9.91
Unlatch, Unlock	1.54	0.12	1.66
Tarp fee	9.51	0.74	10.25
Item 275, pg 43			
Customer owned comp			
15 Yard	124.67	9.64	134.31
20 yard	124.67	9.64	134.31
25 yard	139.95	10.82	150.77
30 yard	139.95	10.82	150.77
35 yard	139.95	10.82	150.77
40 yard	139.95	10.82	150.77
Mileage	2.55	0.20	2.75
Lid charge (per day)	1.27	0.10	1.37
Lid charge (per month)	38.18	2.95	41.13
Disconnect/reconnect compactor	10.19	0.79	10.98
Unlatch, Unlock	1.70	0.13	1.83
Tarp Fee	10.54	0.81	11.35
Mileage	2.55	0.20	2.75
Lid charge (per day)	1.27	0.10	1.37
Lid charge (per month)	38.18	2.95	41.13
Disconnect/reconnect compactor	10.19	0.79	10.98
Unlatch, Unlock	1.70	0.13	1.83
Tarp Fee	10.54	0.81	11.35

Public Companies

Public Co

LURITO - GALLAG

INPUTS - Test Year	
Operating Revenue	31,091,727
Operating Expenses	30,097,847
Investment	23,113,663
Capital Structure-Debt %	40.00%
Capital Structure-Debt Rate	4.14%
Federal Income Tax Rate	21.00%
B&O Tax Rate	1.75%
WUTC Fee	0.51%
City Tax	0.00%
Bad Debts	0.12%
Basis Points - Flotation	0.25%

Check when input is complete



For Initial input: Uncheck Checkbox Until Completed

2018 Version Update Changes

- Allows Income Tax Rate Changes,
- Minimizes impact of changes in test-year revenue from resulting revenue requirement,
- Corrects interest rate transposition in LG.

Line No.

(a)

(b)

Historical

Operating Revenue	31,091,727
Operating Expenses	30,097,847
Operating Income	993,880
Interest Expense	383,040
Income Tax Expense	106,014
Net Income	504,827
Operating Ratio	96.80%

Revenue Requirement

Historical Revenue
Rate Increase
Revenue Requirement

Capital Structure Financing Invest

Type	Percent
Equity	60.00%
Debt	40.00%
Total	100.00%

Operating Statistics

Return on Investment
Return on Equity
Operating Ratio
Profit Margin
Final turnover
Tax Rate

Revenue Sensitive Taxes Charges

B & O Tax
WUTC Fee
City Tax
Bad Debts
Revenue Sensitive
Conversion Factor

1
2
3
4
5
6
7
8
9
10
11
12
13
14
15
16
17
18
19
20
21
22
23
24
25
26
27
28
29
30
31
32
33
34
35
36
37
38
39
40
41
42
43

(c)	(b) + (c)	(e)	(d) + (e)
Revenue Change	Proforma	Add: Revenue Sensitive Taxes	Revenue Requirement
2,413,687	33,505,415	65,734	33,571,149
	30,097,847	65,734	30,163,581
	<u>3,407,568</u>		<u>\$3,407,568</u>
	383,040		383,040
529,137	635,151		635,151
	<u>2,389,377</u>		<u>2,389,377</u>
	89.83%		89.85%

31,091,727	Revenue Increase before taxes	2,413,687
2,479,422	Rev Sensitive Taxes	65,734
<u>33,571,149</u>	Rate Increase	<u>2,479,422</u>
Percent Increase	7.97%	

Amount		Financing Cost	
Amount	Cost of Capital	Weighted	Amount
13,868,198	17.23%	10.34%	2,389,377
9,245,465	4.14%	1.66%	383,040
<u>23,113,663</u>		<u>11.99%</u>	<u>2,772,417</u>

Before	After
Income Tax	Income Tax
14.74%	11.99%
21.81%	17.23%
89.83%	89.85%
10.17%	10.17%
1.45	1.45
21.00%	21.00%

Rate	Taxes
1.750%	48,292
0.510%	14,074
0.000%	-
0.122%	3,369
<u>2.382%</u>	<u>65,734</u>

87.47%

TOTAL UTC RESIDENTIAL GARBAGE

TOTAL ROLLOFF

TOTAL RESIDENTIAL RECYCLING

TOTAL COMMERCIAL RECYCLING

TOTAL COMMERCIAL GARBAGE

TOTAL NON-REGULATED RESIDENTIAL GARBAGE

TOTAL YARD WASTE

TOTAL DELIVERY

TOTAL SHRED

TOTAL SWING DRIVERS

TOTAL EXTRA BOARD


TOTAL DISPATCHERS

TOTAL DRIVERS

TOTAL MECHANICS

TOTAL SALES


TOTAL CONTAINER



TOTAL GSA

TOTAL SUPERVISOR

GRAND TOTALS







Combined Depreciation



Reg vs. Non Reg Allocation



Regulated by LOB Allocation



**Waste Connections of Washington
 Disposal Summary
 Test Year Ended March 31, 2024**

Note: This worksheet provides the disposal dollars and tons per our Waste Works system in columns C-F. This is then tied to information obtained from the system is used appropriately allocate disposal expense between the regulated and non-regulated

Disposal Expense/Ton Breakdown by Type				
	Tons		Dollars	
RO	90,999.60	\$	8,816,745.59	\$ 96.89
RO - Food Waste	-	\$	-	
RO - Other	2,250.00	\$	84,289.40	\$ 37.46
	<u>93,249.60</u>	\$	<u>8,901,034.99</u>	
RO Rpt Total	93,249.60		8,901,034.99	
Variance to Breakout	-		-	
Resi/Comm MSW	168,671.08	\$	18,259,454.35	\$ 108.25
Food Waste	1,456.09	\$	136,764.00	\$ 93.93
Organics	12,955.82	\$	1,207,996.08	\$ 93.24
MSW - Other	(132.37)	\$	(4,971.50)	\$ 37.56
	<u>182,950.62</u>	\$	<u>19,599,242.93</u>	
MSW/Comm Rpt Total	182,950.62	\$	19,599,242.93	
Variance to Breakout	-		-	

Disposal Summary			
	Tons		Dollars
RO MSW	90,999.60	\$	8,816,745.59
Resi/Comm MSW	168,671.08	\$	18,259,454.35
Other (Yard Debris, Wood, Food Waste, Organics)	16,529.54	\$	1,424,077.98
	<u>276,200.22</u>	\$	<u>28,500,277.92</u>

Regulated/Non-Regulated Breakout - Via Disposal Alloc Calc	
Regulated	49.05%
Non-Regulated	50.95%
	100.00%

the GL amount for account "40139" in columns H-J. The
 ted lines of business on the Master IS tab.

Reconciliation to GL 40139	
Per GL	\$ 28,511,444.44
Waste Works RO - Garbage Only	\$ 8,816,745.59
Waste Works MSW/Comm Garbage Only	\$ 18,259,454.35
Waste Works Other (FW, YD, etc)	\$ 1,424,077.98
	<u>\$ 28,500,277.92</u>
Variance to GL	\$ (11,166.52)
	-0.04% <i>imm</i>

Reconciliation of Pass Through Expense	
Pass-Through per Billing	\$ 9,116,682.08
Pass-Through in Acct. 40139	\$ 8,901,034.99
Pass-Through In Other Accts.	\$ 215,647.09

PY Allocation
 49.23%
 50.77%

Waste Connections, Inc.
BS Close Report
2024-03

Districts/Grouping: 2010
Exclude IC:

System:
SubSystem:

	(drill)	(drill)	(drill)	(drill)	(drill)	(drill)	(drill)	Change from Prior Period
	From Epicor - Current Mth Actual BS				Three Month BS Trend (from Epicor)			
	Current Mth			Total	Jan-24	Feb-24	Total Mar-24	
	Posted	Unposted	Staged					
10050	US Bank Depository Account							
10051	Local Petty Cash Account							
10070	Proceeds from Sale of Assets							
10071	Contra Proceeds from Sale of Assets							
10091	Pay Lockbox Clearing							
10092	Pay							
10093	Pay IC - KUBRA Payments							
10095	Pay ICT Inter District Receipts							
10096	Refunds - Customer							
10097	EFT Pymt Clearing							
10098	Credit Card Pymt Clearing							
10099	Check & Cash Pymt Clearing							
	Cash							
11501	Trade A/R Desert Micro							
11502	Trade A/R Desert Micro Receipts							
11510	Unbilled Trade A/R							
11511	Other Trade A/R							
11701	Employee A/R							
11800	Other A/R							
11900	Allow For Doubtful Accounts							
11901	Provision for Bad Debts							
11902	Bad Debt Write Offs							
11903	Bad Debt Collected							
	A/R							
12001	Inventory Parts							
12002	Inventory Diesel							
12003	Inventory Oil and Lube							
12004	Inventory Container							
12005	Inventory Tires							
	Inventory							
13001	Prepaid Licenses and Permits							
13002	Prepaid Insurance							
13003	Prepaid Vehicle Use Tax							
13004	Prepaid Property Tax							
13005	Prepaid Rent							
13008	Prepaid Other							
	Prepays							
	Curr Deferred							
	Current Assets							
14001	Cap Ex Land							
14003	Transfer/Reclass Land							
14011	Cap Ex Land Improvement							
14016	Depre Expense Land Improv							
14031	Cap Ex Heavy Equipment							
14033	Transfer/Reclass Heavy Equipment							
14034	Sale/Disposition Heavy Equipment							
14036	Depre Exp Heavy Equipment							
14037	Transfer/Reclass Heavy Equipment							
14038	Sale/Disposition Heavy Equipment							
14040	Truck							
14041	Cap Ex Trucks							
14042	Acquisitions Trucks							
14043	Transfer/Reclass Trucks							
14044	Sale/Disposition Trucks							
14045	A/D Truck							
14046	Depre Exp Trucks							
14047	Transfer/Reclass Trucks							
14048	Sale/Disposition Trucks							
14050	Container							
14051	Cap Ex Container							
14052	Acquisition Container							
14053	Transfer/Reclass Container							
14054	Sale/Disposition Container							
14055	A/D Container							
14056	Depre Exp Container							
14057	Transfer/Reclass AD Container							
14058	Sale/Disposition AD Container							

Waste Connections, Inc.
BS Close Report
2024-03

Districts/Grouping: **2010**
 Exclude IC:

System:
 SubSystem:

	(drill)	(drill)	(drill)	(drill)	(drill)	(drill)	(drill)	Change from Prior Period
	From Epicor - Current Mth Actual BS				Three Month BS Trend (from Epicor)			
	Current Mth			Total	Jan-24	Feb-24	Total Mar-24	
	Posted	Unposted	Staged					
14061	Cap Ex Compactor							
14066	Depre Exp Compactor							
14070	Shop Equipment							
14071	Cap Ex Shop Equipment							
14073	Transfer/Reclass Shop Equipment							
14074	Sale/Disposition Shop Equipment							
14075	A/D Shop Equipment							
14076	Depre Exp Shop Equipment							
14077	Transfer/Reclass AD Shop Equipment							
14078	Sale/Disposition AD Shop Equipment							
14081	Cap Ex Building							
14086	Depre Exp Building							
14090	Leasehold Improvements							
14091	Cap Ex Leasehold Improvement							
14093	Transfer/Reclass Leasehold Improvement							
14095	A/D Leasehold Improvements							
14096	Depre Exp Leasehold Improvement							
14097	Transfer/Reclass AD Leasehold Improv							
14100	Office Equipment							
14101	Cap Ex Office Equipment							
14103	Transfer/Reclass Office Equipment							
14104	Sale/Disposition Office Equipment							
14105	A/D Office Equipment							
14106	Depre Exp Office Equipment							
14107	Transfer/Reclass AD Office Equipment							
14108	Sale/Disposition AD Office Equipment							
14110	Computer Equipment and Software							
14111	Cap Ex Computer Equipment							
14113	Transfer/Reclass Computer Equipment							
14114	Sale/Disposition Computer Equipment							
14115	A/D Computer Equipment and Software							
14116	Depre Exp Computer Equipment							
14117	Transfer/Reclass AD Computer Equipment							
14118	Sale/Disposition AD Computer Equipment							
14121	Cap Ex Accruals							
14201	Cap Ex Construction in Process							
14203	Transfer/Reclass Construction in Process							
	Fixed Assets							
	Notes Rec.							
14301	Operating Lease ROU							
14303	Operating Lease ROU Adjustment							
14304	Sale/Disposal of Operating Lease ROU							
14305	Operating Lease Depreciation							
	Lease Assets							
15110	Goodwill							
15111	Acquisition Goodwill							
15120	Goodwill Amortization							
	Goodwill							
15210	Other Intangibles - Non Compete							
15211	Acquisition - Non Compete							
15215	Amort - Non Compete							
15216	Amort Exp Non Compete							
15240	Other Intangibles							
15241	Acquisition Other							
15242	Transfer/Reclass Other							
15245	Amort Other Intangible							
15246	Amort Exp Other							
15247	Transfer/Reclass Other							
15251	Acquisition Long Term Contracts							
15252	Transfer/Reclass Long Term Contracts							
15256	Amort Expense Long Term Contracts							
15257	Transfer/Reclass Amort Long Term Contrac							
	Intangibles							
	Deposits							
	Restricted Cash							

Waste Connections, Inc.
BS Close Report
2024-03

Districts/Grouping: **2010**
 Exclude IC:

System:
 SubSystem:

	(drill)	(drill)	(drill)	(drill)	(drill)	(drill)	(drill)	Change from Prior Period
	From Epicor - Current Mth Actual BS				Three Month BS Trend (from Epicor)			
	Posted	Unposted	Staged	Total	Jan-24	Feb-24	Total Mar-24	
Restricted Investments								
Other Assets								
LOC Loan Fees								
17100 Intercompany Corporate								
18100 Investment Corporate								
Intercompany								
Total Assets								
ST Contingent								
Curr Portion LTD								
20120 AP - Accrued								
20121 AP - Accrued CAPEX								
20123 AP - Accrued Procurement Card								
20140 AP - Sales Tax								
20165 AP - Union Dues								
20170 AP - Other								
20175 Pass Thru Taxes								
20177 AP - Franchise Tax Payable								
20178 WUTC Tax Payable								
20180 AP - Other Taxes								
A/P								
20300 Unearned Revenue								
Unearned Rev								
20320 Accrued Liabilities Wages Commissions								
20321 Vacation Accrual								
20340 Accrued Liabilities Safety Bonus								
20351 Accrued Liabilities Ins. - Workers Comp								
20360 Accrued Liabilities - Property Tax								
20397 Accrued Liabilities - UP Tracker								
20709 Incurred interest entity notes payable								
Accrued Liab								
20651 ST Operating Lease Liability								
20652 ST Operating Lease Payment								
20655 Accretion on ST Operating Lease								
20656 ST Operating Lease Adjustment								
20658 Operating Lease ST LT Reclass								
20659 Disposed ST Operating Lease Liability								
BS ST Lease Liabilities								
Current Liab								
21609 Borrowing entity notes payable								
LTD								
21651 LT Operating Lease Liability								
21656 LT Operating Lease Adjustments								
21658 LT Operating Lease ST LT Reclass								
21659 Disposed LT Operating Lease Liability								
BS LT Lease Liabilities								
Overdraft								
Other LTD								
LT Contingent								
Deferred Taxes								
Minority Int								

Waste Connections, Inc.
BS Close Report
2024-03

Districts/Grouping: 2010
Exclude IC:

System:
SubSystem:

	(drill)	(drill)	(drill)	(drill)	(drill)	(drill)	(drill)	
	From Epicor - Current Mth Actual BS				Three Month BS Trend (from Epicor)			
	Current Mth							
	Posted	Unposted	Staged	Total	Jan-24	Feb-24	Total Mar-24	Change from Prior Period
Loan Fees								
Total Liabilities								
Common Stock								
Other Equity								
Deferred Comp								
Unrealized Swap Val								
APIC								
Treasury								
Cumulative translation adjustment								
29100 Retained Earnings								
29103 Retained Earnings Adjustments								
Retained Earnings								
Retained Earnings								
Total Liab & Equity								
BS Balance								
Data Not Included								

Waste Connections, Inc.
BS Close Report
2023-03

Districts/Grouping: **2010**
 Exclude IC:

System:
 SubSystem:

	From Epicor - Current Mth Actual BS				Three Month BS Trend (from Epicor)			Change from Prior Period
	Posted	Unposted	Staged	Total	Jan-23	Feb-23	Total Mar-23	
10050 US Bank Depository Account								
10051 Local Petty Cash Account								
10070 Proceeds from Sale of Assets								
10071 Contra Proceeds from Sale of Assets								
10091 Pay Lockbox Clearing								
10092 Pay								
10093 Pay IC - KUBRA Payments								
10095 Pay ICT Inter District Receipts								
10096 Refunds - Customer								
10097 EFT Pymt Clearing								
10098 Credit Card Pymt Clearing								
10099 Check & Cash Pymt Clearing								
Cash								
11501 Trade A/R Desert Micro								
11502 Trade A/R Desert Micro Receipts								
11510 Unbilled Trade A/R								
11511 Other Trade A/R								
11701 Employee A/R								
11800 Other A/R								
11900 Allow For Doubtful Accounts								
11901 Provision for Bad Debts								
11902 Bad Debt Write Offs								
11903 Bad Debt Collected								
A/R								
12001 Inventory Parts								
12002 Inventory Diesel								
12003 Inventory Oil and Lube								
12004 Inventory Container								
12005 Inventory Tires								
Inventory								
13001 Prepaid Licenses and Permits								
13002 Prepaid Insurance								
13003 Prepaid Vehicle Use Tax								
13004 Prepaid Property Tax								
13005 Prepaid Rent								
13008 Prepaid Other								
Prepays								
Curr Deferred								
Current Assets								
14001 Cap Ex Land								
14003 Transfer/Reclass Land								
14011 Cap Ex Land Improvement								
14016 Depre Expense Land Improv								
14031 Cap Ex Heavy Equipment								
14033 Transfer/Reclass Heavy Equipment								
14034 Sale/Disposition Heavy Equipment								
14036 Depre Exp Heavy Equipment								
14037 Transfer/Reclass Heavy Equipment								
14038 Sale/Disposition Heavy Equipment								
14040 Truck								
14041 Cap Ex Trucks								
14042 Acquisitions Trucks								
14043 Transfer/Reclass Trucks								
14044 Sale/Disposition Trucks								
14045 A/D Truck								
14046 Depre Exp Trucks								
14047 Transfer/Reclass Trucks								
14048 Sale/Disposition Trucks								
14050 Container								
14051 Cap Ex Container								
14052 Acquisition Container								
14053 Transfer/Reclass Container								
14054 Sale/Disposition Container								
14055 A/D Container								
14056 Depre Exp Container								
14057 Transfer/Reclass AD Container								
14058 Sale/Disposition AD Container								

Waste Connections, Inc.
BS Close Report
2023-03

Districts/Grouping: 2010
Exclude IC:

System:
SubSystem:

	(drill)	(drill)	(drill)	(drill)	(drill)	(drill)	(drill)	
	From Epicor - Current Mth Actual BS				Three Month BS Trend (from Epicor)			
	Current Mth							
	Posted	Unposted	Staged	Total	Jan-23	Feb-23	Total Mar-23	Change from Prior Period
14061	Cap Ex Compactor							
14066	Depre Exp Compactor							
14070	Shop Equipment							
14071	Cap Ex Shop Equipment							
14073	Transfer/Reclass Shop Equipment							
14074	Sale/Disposition Shop Equipment							
14075	A/D Shop Equipment							
14076	Depre Exp Shop Equipment							
14077	Transfer/Reclass AD Shop Equipment							
14078	Sale/Disposition AD Shop Equipment							
14081	Cap Ex Building							
14086	Depre Exp Building							
14090	Leasehold Improvements							
14091	Cap Ex Leasehold Improvement							
14093	Transfer/Reclass Leasehold Improvement							
14095	A/D Leasehold Improvements							
14096	Depre Exp Leasehold Improvement							
14097	Transfer/Reclass AD Leasehold Improv							
14100	Office Equipment							
14101	Cap Ex Office Equipment							
14103	Transfer/Reclass Office Equipment							
14104	Sale/Disposition Office Equipment							
14105	A/D Office Equipment							
14106	Depre Exp Office Equipment							
14107	Transfer/Reclass AD Office Equipment							
14108	Sale/Disposition AD Office Equipment							
14110	Computer Equipment and Software							
14111	Cap Ex Computer Equipment							
14113	Transfer/Reclass Computer Equipment							
14114	Sale/Disposition Computer Equipment							
14115	A/D Computer Equipment and Software							
14116	Depre Exp Computer Equipment							
14117	Transfer/Reclass AD Computer Equipment							
14118	Sale/Disposition AD Computer Equipment							
14121	Cap Ex Accruals							
14201	Cap Ex Construction in Process							
14203	Transfer/Reclass Construction in Process							
	Fixed Assets							
	Notes Rec.							
14301	Operating Lease ROU							
14303	Operating Lease ROU Adjustment							
14304	Sale/Disposal of Operating Lease ROU							
14305	Operating Lease Depreciation							
	Lease Assets							
15110	Goodwill							
15111	Acquisition Goodwill							
15120	Goodwill Amortization							
	Goodwill							
15210	Other Intangibles - Non Compete							
15211	Acquisition - Non Compete							
15215	Amort - Non Compete							
15216	Amort Exp Non Compete							
15240	Other Intangibles							
15241	Acquisition Other							
15242	Transfer/Reclass Other							
15245	Amort Other Intangible							
15246	Amort Exp Other							
15247	Transfer/Reclass Other							
15251	Acquisition Long Term Contracts							
15252	Transfer/Reclass Long Term Contracts							
15256	Amort Expense Long Term Contracts							
15257	Transfer/Reclass Amort Long Term Contrac							
	Intangibles							
	Deposits							
	Restricted Cash							

Waste Connections, Inc.
BS Close Report
2023-03

Districts/Grouping: **2010**
 Exclude IC:

System:
 SubSystem:

	(drill)	(drill)	(drill)	(drill)	(drill)	(drill)	(drill)	Change from Prior Period
	From Epicor - Current Mth Actual BS				Three Month BS Trend (from Epicor)			
	Current Mth			Total	Jan-23	Feb-23	Total Mar-23	
	Posted	Unposted	Staged					
Restricted Investments								
Other Assets								
LOC Loan Fees								
17100 Intercompany Corporate								
18100 Investment Corporate								
Intercompany								
Total Assets								
ST Contingent								
Curr Portion LTD								
20120 AP - Accrued								
20121 AP - Accrued CAPEX								
20123 AP - Accrued Procurement Card								
20140 AP - Sales Tax								
20165 AP - Union Dues								
20170 AP - Other								
20175 Pass Thru Taxes								
20177 AP - Franchise Tax Payable								
20178 WUTC Tax Payable								
20180 AP - Other Taxes								
A/P								
20300 Unearned Revenue								
Unearned Rev								
20320 Accrued Liabilities Wages Commissions								
20321 Vacation Accrual								
20340 Accrued Liabilities Safety Bonus								
20351 Accrued Liabilities Ins. - Workers Comp								
20360 Accrued Liabilities - Property Tax								
20397 Accrued Liabilities - UP Tracker								
20709 Incurred interest entity notes payable								
Accrued Liab								
20651 ST Operating Lease Liability								
20652 ST Operating Lease Payment								
20655 Accretion on ST Operating Lease								
20656 ST Operating Lease Adjustment								
20658 Operating Lease ST LT Reclass								
20659 Disposed ST Operating Lease Liability								
BS ST Lease Liabilities								
Current Liab								
21609 Borrowing entity notes payable								
LTD								
21651 LT Operating Lease Liability								
21656 LT Operating Lease Adjustments								
21658 LT Operating Lease ST LT Reclass								
21659 Disposed LT Operating Lease Liability								
BS LT Lease Liabilities								
Overdraft								
Other LTD								
LT Contingent								
Deferred Taxes								
Minority Int								

Waste Connections, Inc.
BS Close Report
2023-03

Districts/Grouping: 2010
Exclude IC:

System:
SubSystem:

	(drill)	(drill)	(drill)	(drill)	(drill)	(drill)	(drill)	
	From Epicor - Current Mth Actual BS				Three Month BS Trend (from Epicor)			
	Current Mth							
	Posted	Unposted	Staged	Total	Jan-23	Feb-23	Total Mar-23	Change from Prior Period
Loan Fees								
Total Liabilities								
Common Stock								
Other Equity								
Deferred Comp								
Unrealized Swap Val								
APIC								
Treasury								
Cumulative translation adjustment								
29100 Retained Earnings								
29103 Retained Earnings Adjustments								
Retained Earnings								
Retained Earnings								
Total Liab & Equity								
BS Balance								
Data Not Included								

Full Account	Date	Amount USD	Amount CAD	Net Currency	Journal Control N. Posit	Journal Description	User	RType	Vendor Code	One Time	Vendor	Further Des	Date Doc	Doc Date	Doc Ctrl No	Pls Ctrl Num	Vendor Or Ticket Num	Document	Document	Class Code	Date Entered	Date Posted	Amnt Net	Date Due	Database	Reversing Flag	Hold Flag	Recurr	Reversing Type Flag	Positd Flag	Seg1	Seg2	Seg3	Seg4	Seg5	Seg6	Seg7	Seg8	Seg9	Seg10	Seg11	Seg12	Seg13	Seg14	Seg15	Seg16	Seg17	Seg18	Seg19	Seg20	Seg21	Seg22	Seg23	Seg24	Seg25	Seg26	Seg27	Seg28	Seg29	Seg30	Seg31	Seg32	Seg33	Seg34	Seg35	Seg36	Seg37	Seg38	Seg39	Seg40	Seg41	Seg42	Seg43	Seg44	Seg45	Seg46	Seg47	Seg48	Seg49	Seg50	Seg51	Seg52	Seg53	Seg54	Seg55	Seg56	Seg57	Seg58	Seg59	Seg60	Seg61	Seg62	Seg63	Seg64	Seg65	Seg66	Seg67	Seg68	Seg69	Seg70	Seg71	Seg72	Seg73	Seg74	Seg75	Seg76	Seg77	Seg78	Seg79	Seg80	Seg81	Seg82	Seg83	Seg84	Seg85	Seg86	Seg87	Seg88	Seg89	Seg90	Seg91	Seg92	Seg93	Seg94	Seg95	Seg96	Seg97	Seg98	Seg99	Seg100
--------------	------	------------	------------	--------------	--------------------------	---------------------	------	-------	-------------	----------	--------	-------------	----------	----------	-------------	--------------	----------------------	----------	----------	------------	--------------	-------------	----------	----------	----------	----------------	-----------	--------	---------------------	-------------	------	------	------	------	------	------	------	------	------	-------	-------	-------	-------	-------	-------	-------	-------	-------	-------	-------	-------	-------	-------	-------	-------	-------	-------	-------	-------	-------	-------	-------	-------	-------	-------	-------	-------	-------	-------	-------	-------	-------	-------	-------	-------	-------	-------	-------	-------	-------	-------	-------	-------	-------	-------	-------	-------	-------	-------	-------	-------	-------	-------	-------	-------	-------	-------	-------	-------	-------	-------	-------	-------	-------	-------	-------	-------	-------	-------	-------	-------	-------	-------	-------	-------	-------	-------	-------	-------	-------	-------	-------	-------	-------	-------	-------	-------	-------	-------	--------

Journal Entry Query Tool v5.15

NOTE: Ctrl+Shift+J to pull data

Date Range:	Other Criteria:
From: 2018-04 To: 2018-05	Divided: 2018 Vendor Code: Account: System: Subsystem:

Total of Entries: 1,527,369.85
 Net of Entries Shown: 763

Full Account	Date	Amount USD	Amount CAD	Net Currency	Journal Control N. Posit	Journal Description	User	RType	Vendor Code	One Time	Vendor	Further Des	Date Doc	Doc Date	Doc Ctrl No	Pls Ctrl Num	Vendor Or Ticket Num	Document	Document	Class Code	Date Entered	Date Posted	Amnt Net	Date Due	Database	Reversing Flag	Hold Flag	Recurr	Reversing Type Flag	Positd Flag	Seg1	Seg2	Seg3	Seg4	Seg5	Seg6	Seg7	Seg8	Seg9	Seg10	Seg11	Seg12	Seg13	Seg14	Seg15	Seg16	Seg17	Seg18	Seg19	Seg20	Seg21	Seg22	Seg23	Seg24	Seg25	Seg26	Seg27	Seg28	Seg29	Seg30	Seg31	Seg32	Seg33	Seg34	Seg35	Seg36	Seg37	Seg38	Seg39	Seg40	Seg41	Seg42	Seg43	Seg44	Seg45	Seg46	Seg47	Seg48	Seg49	Seg50	Seg51	Seg52	Seg53	Seg54	Seg55	Seg56	Seg57	Seg58	Seg59	Seg60	Seg61	Seg62	Seg63	Seg64	Seg65	Seg66	Seg67	Seg68	Seg69	Seg70	Seg71	Seg72	Seg73	Seg74	Seg75	Seg76	Seg77	Seg78	Seg79	Seg80	Seg81	Seg82	Seg83	Seg84	Seg85	Seg86	Seg87	Seg88	Seg89	Seg90	Seg91	Seg92	Seg93	Seg94	Seg95	Seg96	Seg97	Seg98	Seg99	Seg100
[Redacted Content]																																																																																																																																		

Journal Entry Query Tool
v5.15

NOTE: Ctrl+Shift+J to pull data

Date Range	Other Criteria
From: 2019-04 To: 2019-03	Company: Core Division: 2010 Account From: 89326 8941 8942 8943 Amount To: System: Subsystem: Position: 43

Total of Entries: 1,527,365.88
Amount USD: 783
Amount CAD: 783
Net Currency: USD
Journal Control (S, Post):
Journal Description: User
RType
Vendor Code
One Time Vend
Further Desc
Date Due
Disc Date
Disc Off No
P/O Off No
Vendor On
Ticket Num
Document 1
Document
Class Code
Date Entered
Date Posted
Amt Net
Date Due
Database
Reversing
Flag
Held Flag
Reversing
Type Flag
Printed
Flag
Seq1
Seq2
Seq3
Seq4
Seq5
Seq6
Seq7
Seq8
Seq9
Seq10
Seq11
Seq12
Seq13
Seq14
Seq15
Seq16
Seq17
Seq18
Seq19
Seq20
Seq21
Seq22
Seq23
Seq24
Seq25
Seq26
Seq27
Seq28
Seq29
Seq30
Seq31
Seq32
Seq33
Seq34
Seq35
Seq36
Seq37
Seq38
Seq39
Seq40
Seq41
Seq42
Seq43
Seq44
Seq45
Seq46
Seq47
Seq48
Seq49
Seq50
Seq51
Seq52
Seq53
Seq54
Seq55
Seq56
Seq57
Seq58
Seq59
Seq60
Seq61
Seq62
Seq63
Seq64
Seq65
Seq66
Seq67
Seq68
Seq69
Seq70
Seq71
Seq72
Seq73
Seq74
Seq75
Seq76
Seq77
Seq78
Seq79
Seq80
Seq81
Seq82
Seq83
Seq84
Seq85
Seq86
Seq87
Seq88
Seq89
Seq90
Seq91
Seq92
Seq93
Seq94
Seq95
Seq96
Seq97
Seq98
Seq99
Seq100

F-Id	Account	Date	Amount USD	Amount CAD	Net Currency	Journal Control (S, Post)	Journal Description	User	RType	Vendor Code	One Time Vend	Further Desc	Date Due	Disc Date	Disc Off No	P/O Off No	Vendor On	Ticket Num	Document 1	Document	Class Code	Date Entered	Date Posted	Amt Net	Date Due	Database	Reversing Flag	Held Flag	Reversing Flag	Type Flag	Printed Flag	Seq1	Seq2	Seq3	Seq4	Seq5	Seq6	Seq7	Seq8	Seq9	Seq10	Seq11	Seq12	Seq13	Seq14	Seq15	Seq16	Seq17	Seq18	Seq19	Seq20	Seq21	Seq22	Seq23	Seq24	Seq25	Seq26	Seq27	Seq28	Seq29	Seq30	Seq31	Seq32	Seq33	Seq34	Seq35	Seq36	Seq37	Seq38	Seq39	Seq40	Seq41	Seq42	Seq43	Seq44	Seq45	Seq46	Seq47	Seq48	Seq49	Seq50	Seq51	Seq52	Seq53	Seq54	Seq55	Seq56	Seq57	Seq58	Seq59	Seq60	Seq61	Seq62	Seq63	Seq64	Seq65	Seq66	Seq67	Seq68	Seq69	Seq70	Seq71	Seq72	Seq73	Seq74	Seq75	Seq76	Seq77	Seq78	Seq79	Seq80	Seq81	Seq82	Seq83	Seq84	Seq85	Seq86	Seq87	Seq88	Seq89	Seq90	Seq91	Seq92	Seq93	Seq94	Seq95	Seq96	Seq97	Seq98	Seq99	Seq100
------	---------	------	------------	------------	--------------	---------------------------	---------------------	------	-------	-------------	---------------	--------------	----------	-----------	-------------	------------	-----------	------------	------------	----------	------------	--------------	-------------	---------	----------	----------	----------------	-----------	----------------	-----------	--------------	------	------	------	------	------	------	------	------	------	-------	-------	-------	-------	-------	-------	-------	-------	-------	-------	-------	-------	-------	-------	-------	-------	-------	-------	-------	-------	-------	-------	-------	-------	-------	-------	-------	-------	-------	-------	-------	-------	-------	-------	-------	-------	-------	-------	-------	-------	-------	-------	-------	-------	-------	-------	-------	-------	-------	-------	-------	-------	-------	-------	-------	-------	-------	-------	-------	-------	-------	-------	-------	-------	-------	-------	-------	-------	-------	-------	-------	-------	-------	-------	-------	-------	-------	-------	-------	-------	-------	-------	-------	-------	-------	-------	-------	-------	-------	-------	--------

[Redacted Content]																																																																																																			
--------------------	--	--	--	--	--	--	--	--	--	--	--	--	--	--	--	--	--	--	--	--	--	--	--	--	--	--	--	--	--	--	--	--	--	--	--	--	--	--	--	--	--	--	--	--	--	--	--	--	--	--	--	--	--	--	--	--	--	--	--	--	--	--	--	--	--	--	--	--	--	--	--	--	--	--	--	--	--	--	--	--	--	--	--	--	--	--	--	--	--	--	--	--	--	--	--	--	--	--	--

Journal Entry Query Tool

NOTE: Consider input date. Includes fields for Date, From, To, and other parameters.

Account selection fields: Account, Sub-Account, and other filters.

Main data table with columns for Date, Description, Debit, Credit, and other financial metrics. The table content is mostly obscured by a large black redaction box.

Journal Entry Query Tool

NOTE: Contribute to pdf area

Filter and search options for the journal entry query tool.

Table header with columns: Date, Amount USD, Ref Currency, Journal Description, User, VType, Vendor Code, Doc Type Number, Author Description, Date Doc, Doc Desc.

Main data table area, currently obscured by a large black redaction box.

Journal Entry Query Tool

NOTE ON SQL+10 JOURNAL ENTRY

Table with columns for Date, Amount, Account, and Description. The table content is mostly obscured by a large black redaction box.

NOTE: On-Balance and Off-Balance

Account	Debit	Credit	Description
---------	-------	--------	-------------

Account	Debit	Credit	Description

Waste Connections, Inc.
IS 210 - PL Review
2024-03

Districts/Grouping: 2000 Exclude IC:
System:





													Vancouver's	Adjust Out	Adjusted Region
	Apr-23	May-23	Jun-23	Jul-23	Aug-23	Sep-23	Oct-23	Nov-23	Dec-23	Jan-24	Feb-24	Mar-24	Total	Allocation	Unallowable
70036 Other Bonus/Commission - Non-Safety															
70086 Safety and Training															
70090 WCN Training															
70095 Empl & Commun Activ															
70105 Employee Relocation															
70110 Contributions															
70147 Bldg & Property Maint															
70165 Communications															
70167 Cellular Telephone															
70170 Qualifying Operating Lease Expense															
70171 Variable Qualifying Lease Expense															
70185 Postage															
70190 Registration Fees															
70195 Dues and Subscriptions															
70200 Travel															
70201 Entertainment															
70202 Excursions Meetings															
70203 Lodging															
70205 Travel - Auto															
70206 Meals															
70207 Meals with Customers															
70210 Office Supplies and Equip															
70214 Credit Card Fees															
70215 Bank Charges															
70216 Outside Storages															
70225 Advertising and Promotions															
70230 External Recruiter Fees															
70231 Recruitment Advertising & Expenses															
70232 Recruitment Travel Expenses															
70255 Other Prof Fees															
70275 Property Taxes															
70301 Computer Software															
70302 Computer Supplies															
70303 Software License Fees															
70320 Credit and Collection															
70326 Deductible Current Year															
70330 Equipment/Truck Rodeo															
70336 Coffee Bar															
70.902 Visual Lease Clearing Account															
G&A															

(A)

mm mm


Jan-March 2023 April - July 2023 ust - December 2023






Waste Connections, Inc.
Corporate P&L Detail







WASTE CONNECTIONS, INC.
CONSOLIDATED BALANCE SHEETS
(IN THOUSANDS OF U.S. DOLLARS, EXCEPT SHARE AND PER SHARE AMOUNTS)

	December 31,	
	2023	2022
ASSETS		
Current assets:		
Cash and equivalents	\$ 78,399	\$ 78,637
Accounts receivable, net of allowance for credit losses of \$23,553 and \$22,939 at December 31, 2023 and 2022, respectively	856,953	833,862
Prepaid expenses and other current assets	206,433	205,146
Total current assets	1,141,785	1,117,645
Restricted cash	105,639	102,727
Restricted investments	70,350	68,099
Property and equipment, net	7,228,331	6,950,915
Operating lease right-of-use assets	261,782	192,506
Goodwill	7,404,400	6,902,297
Intangible assets, net	1,603,541	1,673,917
Other assets, net	100,048	126,497
Total assets	<u>\$ 17,915,876</u>	<u>\$ 17,134,603</u>
LIABILITIES AND EQUITY		
Current liabilities:		
Accounts payable	\$ 642,455	\$ 638,728
Book overdraft	14,855	15,645
Deferred revenue	355,203	325,002
Accrued liabilities	521,428	431,247
Current portion of operating lease liabilities	32,533	35,170
Current portion of contingent consideration	94,996	60,092
Current portion of long-term debt and notes payable	26,462	6,759
Total current liabilities	1,687,932	1,512,643
Long-term portion of debt and notes payable	6,724,771	6,890,149
Long-term portion of operating lease liabilities	238,440	165,462
Long-term portion of contingent consideration	20,034	21,323
Deferred income taxes	1,022,480	1,013,742
Other long-term liabilities	524,438	417,640
Total liabilities	10,218,095	10,020,959
Commitments and contingencies (Note 13)		
Equity:		
Common shares: 257,659,921 shares issued and 257,600,479 shares outstanding at December 31, 2023; 257,211,175 shares issued and 257,145,716 shares outstanding at December 31, 2022	3,276,661	3,271,958
Additional paid-in capital	284,284	244,076
Accumulated other comprehensive loss	(9,826)	(56,830)
Treasury shares: 59,442 and 65,459 shares at December 31, 2023 and 2022, respectively	—	—
Retained earnings	4,141,690	3,649,494
Total Waste Connections' equity	7,692,809	7,108,698
Noncontrolling interest in subsidiaries	4,972	4,946
Total equity	7,697,781	7,113,644
Total liabilities and equity	<u>\$ 17,915,876</u>	<u>\$ 17,134,603</u>

The accompanying notes are an integral part of these consolidated financial statements.

BS & IS Pulled from WCN 2022 10-K

	Debt to Equity Ratio	Allowable In LG
Debt \$	6,751,233,000	40%
Equity \$	7,697,781,000	60%
Total Debt & Equity \$	14,449,014,000	

	Interest as a % of Debt
Interest Expense \$	274,642,000
Debt \$	6,751,233,000
Interest as a % of Debt	4.14%

ST Debt \$ 26,462,000

LT Debt \$ 6,724,771,000

Equity \$ 7,697,781,000

WASTE CONNECTIONS, INC.
CONSOLIDATED STATEMENTS OF NET INCOME
(IN THOUSANDS OF U.S. DOLLARS, EXCEPT SHARE AND PER SHARE AMOUNTS)

	Years Ended December 31,		
	2023	2022	2021
Revenues	\$ 8,021,951	\$ 7,211,859	\$ 6,151,361
Operating expenses:			
Cost of operations	4,744,513	4,336,012	3,654,074
Selling, general and administrative	799,119	696,467	612,337
Depreciation	845,638	763,285	673,730
Amortization of intangibles	157,573	155,675	139,279
Impairments and other operating items	238,796	18,230	32,316
Operating income	1,236,312	1,242,190	1,039,625
Interest expense	(274,642)	(202,331)	(162,796)
Interest income	9,350	5,950	2,916
Other income, net	12,481	3,154	6,285
Loss on early extinguishment of debt	—	—	(115,288)
Income before income tax provision	983,501	1,048,963	770,742
Income tax provision	(220,675)	(212,962)	(152,253)
Net income	762,826	836,001	618,489
Less: Net income attributable to noncontrolling interests	(26)	(339)	(442)
Net income attributable to Waste Connections	\$ 762,800	\$ 835,662	\$ 618,047
Earnings per common share attributable to Waste Connections' common shareholders:			
Basic	\$ 2.96	\$ 3.25	\$ 2.37
Diluted	\$ 2.95	\$ 3.24	\$ 2.36
Shares used in the per share calculations:			
Basic	257,551,129	257,383,578	261,166,723
Diluted	258,149,244	258,038,801	261,728,470
Cash dividends per common share	\$ 1.050	\$ 0.945	\$ 0.845

The accompanying notes are an integral part of these consolidated financial statements.

Weighted interest based on notes

Long-Term Debt as of Dec 31, :	Rate	Total	% of Total	Weighted Coupon Rate
Credit Agreement - Revolver A	6.40%	453,245	6.7%	0.43%
Credit Agreement - Term Loan	6.50%	650,000	9.5%	0.62%
Term Loan Agreement - Term I	6.44%	800,000	11.7%	0.76%
2028 Senior Notes	4.25%	500,000	7.3%	0.31%
2029 Senior Notes	3.50%	500,000	7.3%	0.26%
2030 Senior Notes	2.60%	600,000	8.8%	0.23%
2032 Senior Notes	2.20%	650,000	9.5%	0.21%
2032 Senior Notes	3.20%	500,000	7.3%	0.23%
2033 Senior Notes	4.20%	750,000	11.0%	0.46%
2050 Senior Notes	3.05%	500,000	7.3%	0.22%
2052 Senior Notes	2.95%	850,000	12.5%	0.37%
Other Debt (non-specific)	5.00%	58,808	0.9%	0.04%
Total		6,812,053	100.0%	4.14%

Interest Expense \$ 274,642,000