

**EXH. JK-5
DOCKET UG-230968
WITNESS: JASON KUZMA**

**BEFORE THE
WASHINGTON UTILITIES AND TRANSPORTATION COMMISSION**

**WASHINGTON UTILITIES AND
TRANSPORTATION COMMISSION,**

Complainant,

v.

PUGET SOUND ENERGY,

Respondent.

DOCKET UG-230968

**SECOND EXHIBIT (NONCONFIDENTIAL) TO THE
PREFILED REBUTTAL TESTIMONY OF**

JASON KUZMA

ON BEHALF OF PUGET SOUND ENERGY

SEPTEMBER 12, 2024

Table of Contents

Correlation of Daily Volumes (Therms) and Average Daily Temperature (°F)	1
Firm and Interruptible Customer Volumes	2
Transportation Customer Volumes	20
Total Customer Volumes	38
Correlation of Daily Volumes (Therms) and Heating Degree Days (HDD)	56
Firm and Interruptible Customer Volumes	57
Transportation Customer Volumes	75
Total Customer Volumes	93
Correlation of Daily Emissions (mtCO₂e) and Average Daily Temperature (°F)	111
Firm and Interruptible Customer Emissions	112
Transportation Customer Emissions	130
Total Customer Emissions	148
Correlation of Daily Emissions (mtCO₂e) and Heating Degree Days (HDD).....	166
Firm and Interruptible Customer Emissions	167
Transportation Customer Emissions	185
Total Customer Emissions	203
Daily Customer Volumes (Therms) by Month.....	221
Firm and Interruptible Customer Volumes	222
Transportation Customer Volumes	225
Total Customer Volumes	228
Daily Customer Emissions (mtCO₂e) by Month	231
Firm and Interruptible Customer Emissions	232
Transportation Customer Emissions	235
Total Customer Emissions	239
Average Daily Temperature (°F) by Month	241
Average Heating Degree Days (HFF) by Month	245
Monthly and Annual Customer Volumes (Therms)	247
Firm and Interruptible Customer Volumes	248
Transportation Customer Volumes	252
Total Customer Volumes	256
Monthly and Annual Customer Emissions (mtCO₂e)	260
Firm and Interruptible Customer Emissions	261
Transportation Customer Emissions	265
Total Customer Emissions	269
Monthly and Annual Heating Degree Days (HDD)	273
Conversion Factor (Therms to mtCO₂e).....	277

Monthly Data.....	279
January Data.....	280
February Data.....	293
March Data.....	306
April Data.....	319
May Data.....	332
June Data.....	345
July Data	358
August Data	371
September Data.....	384
October Data	397
November Data	410
December Data.....	423
Data Tables	436
Calendar Year 2007	437
Calendar Year 2008	447
Calendar Year 2009	457
Calendar Year 2010	467
Calendar Year 2011	477
Calendar Year 2012	487
Calendar Year 2013	497
Calendar Year 2014	507
Calendar Year 2015	517
Calendar Year 2016	527
Calendar Year 2017	537
Calendar Year 2018	547
Calendar Year 2019	557
Calendar Year 2020	567
Calendar Year 2021	577
Calendar Year 2022	587
Calendar Year 2023	597

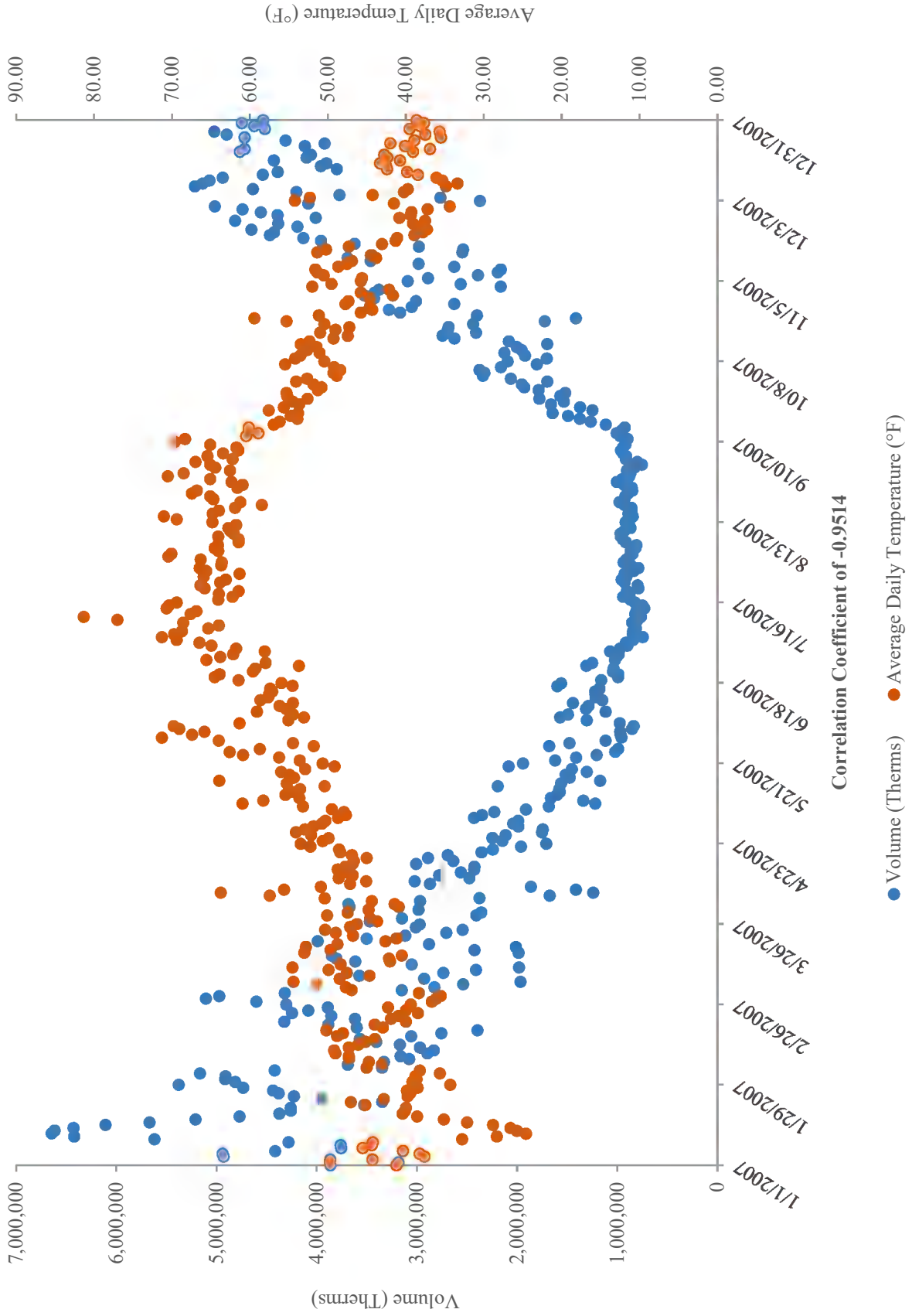
**Correlation of Daily Volumes (Therms) and
Average Daily Temperature (°F)**

2007 - 2023

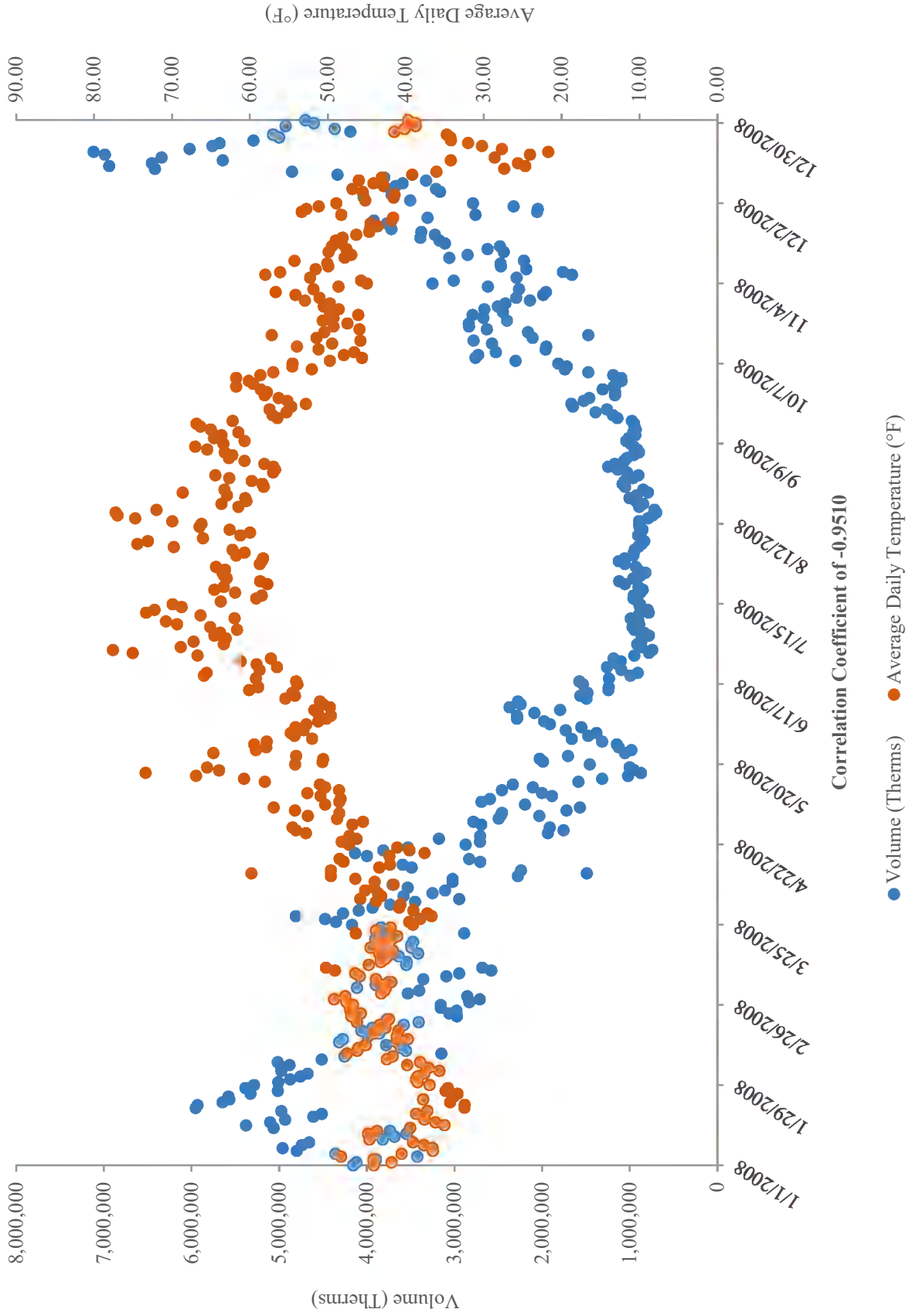
Firm and Interruptible Customer Volumes

2007 - 2023

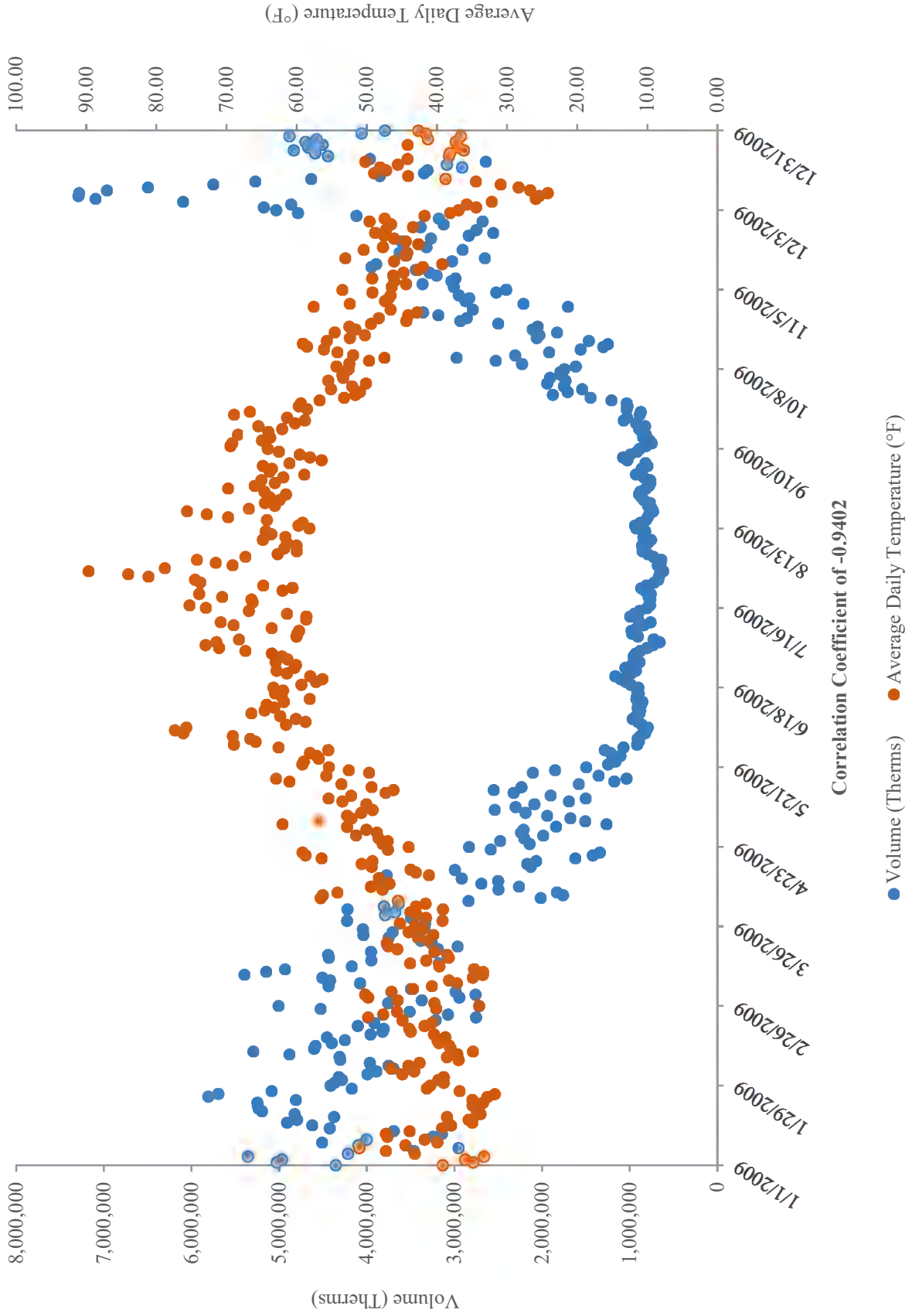
Correlation of Daily Volumes (Therms) and Average Daily Temperature (°F)
Firm and Interruptible Customer Volumes
Calendar Year 2007



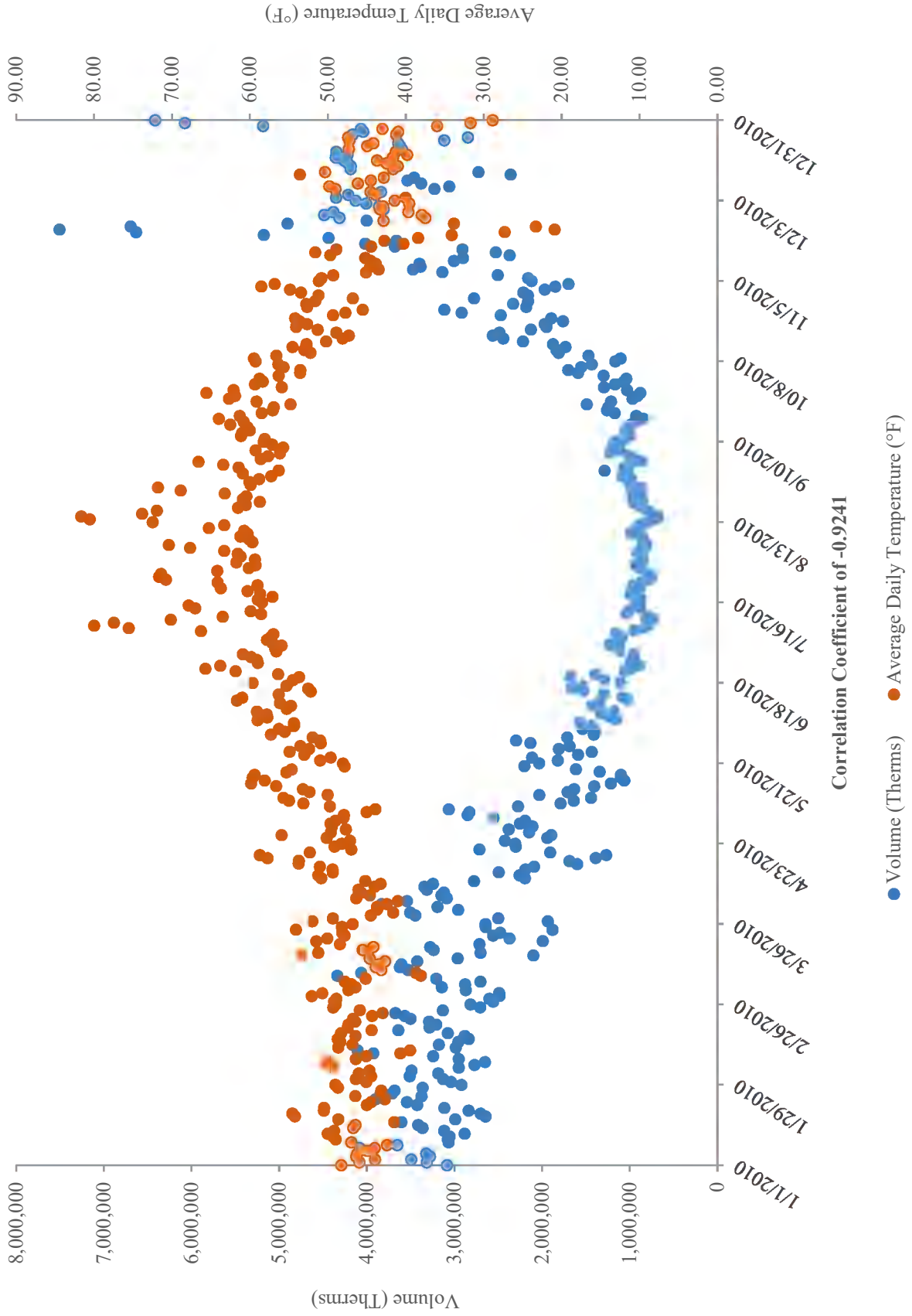
Correlation of Daily Volumes (Therms) and Average Daily Temperature (°F)
Firm and Interruptible Customer Volumes
Calendar Year 2008



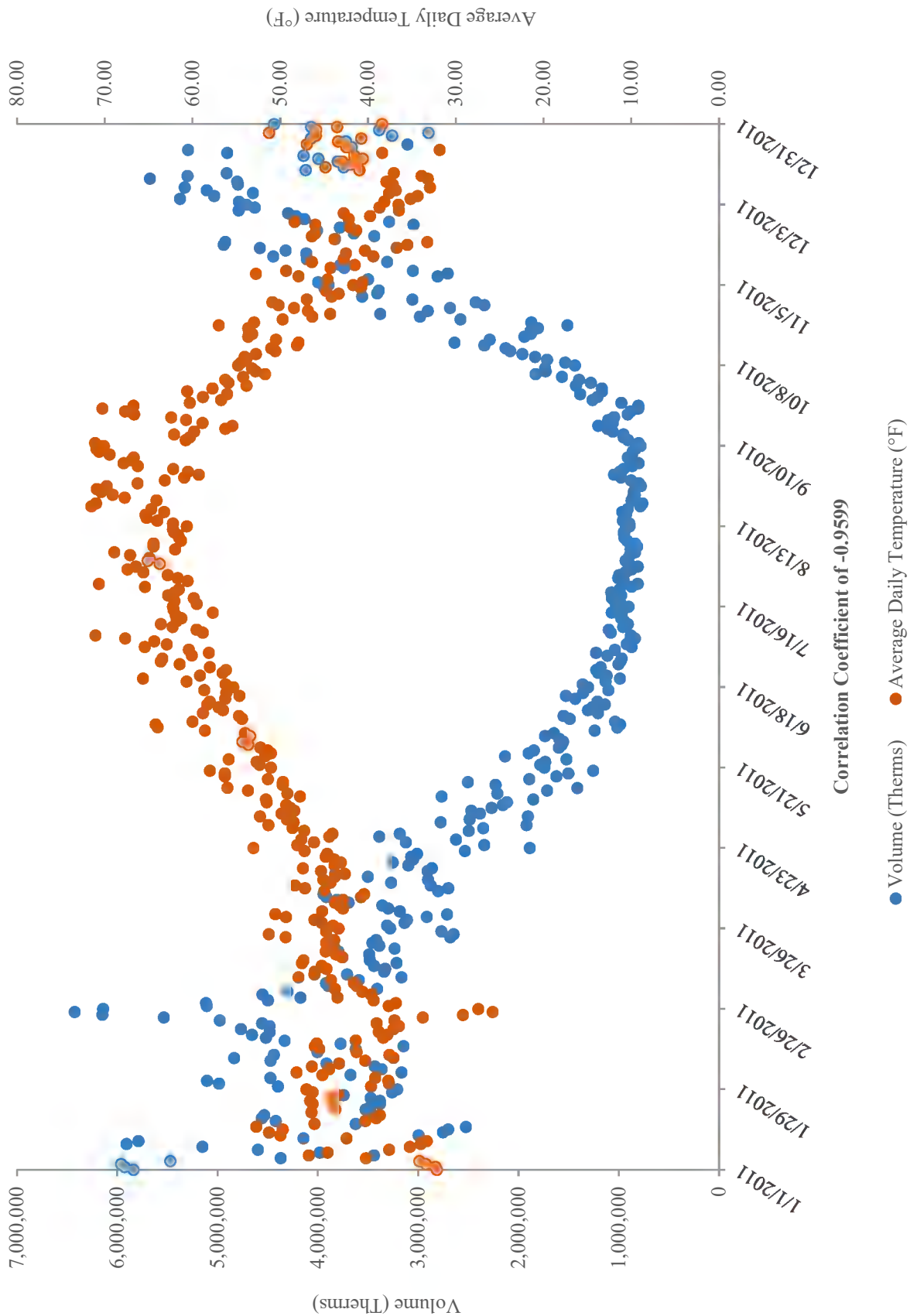
Correlation of Daily Volumes (Therms) and Average Daily Temperature (°F)
Firm and Interruptible Customer Volumes
Calendar Year 2009



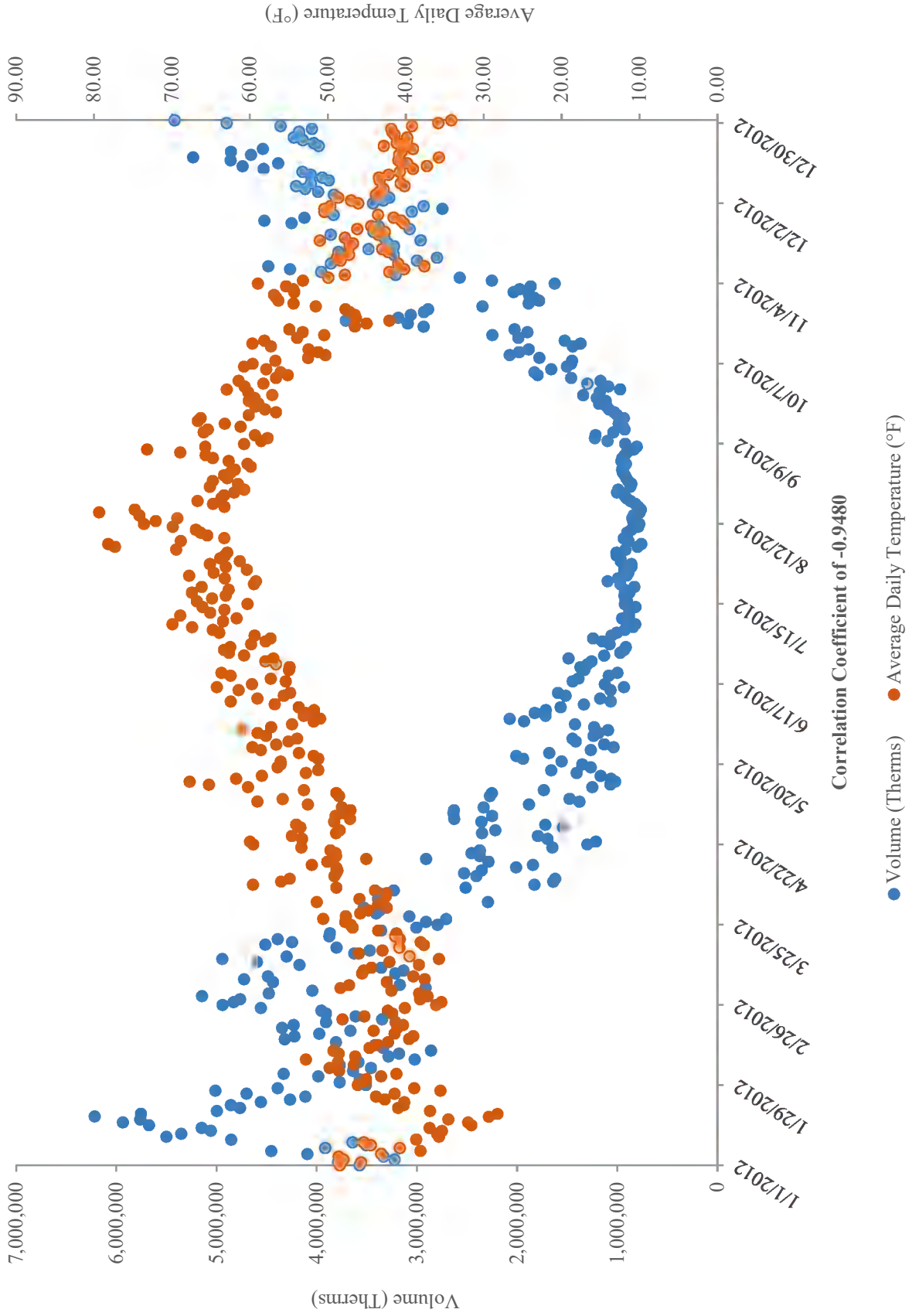
Correlation of Daily Volumes (Therms) and Average Daily Temperature (°F)
Firm and Interruptible Customer Volumes
Calendar Year 2010



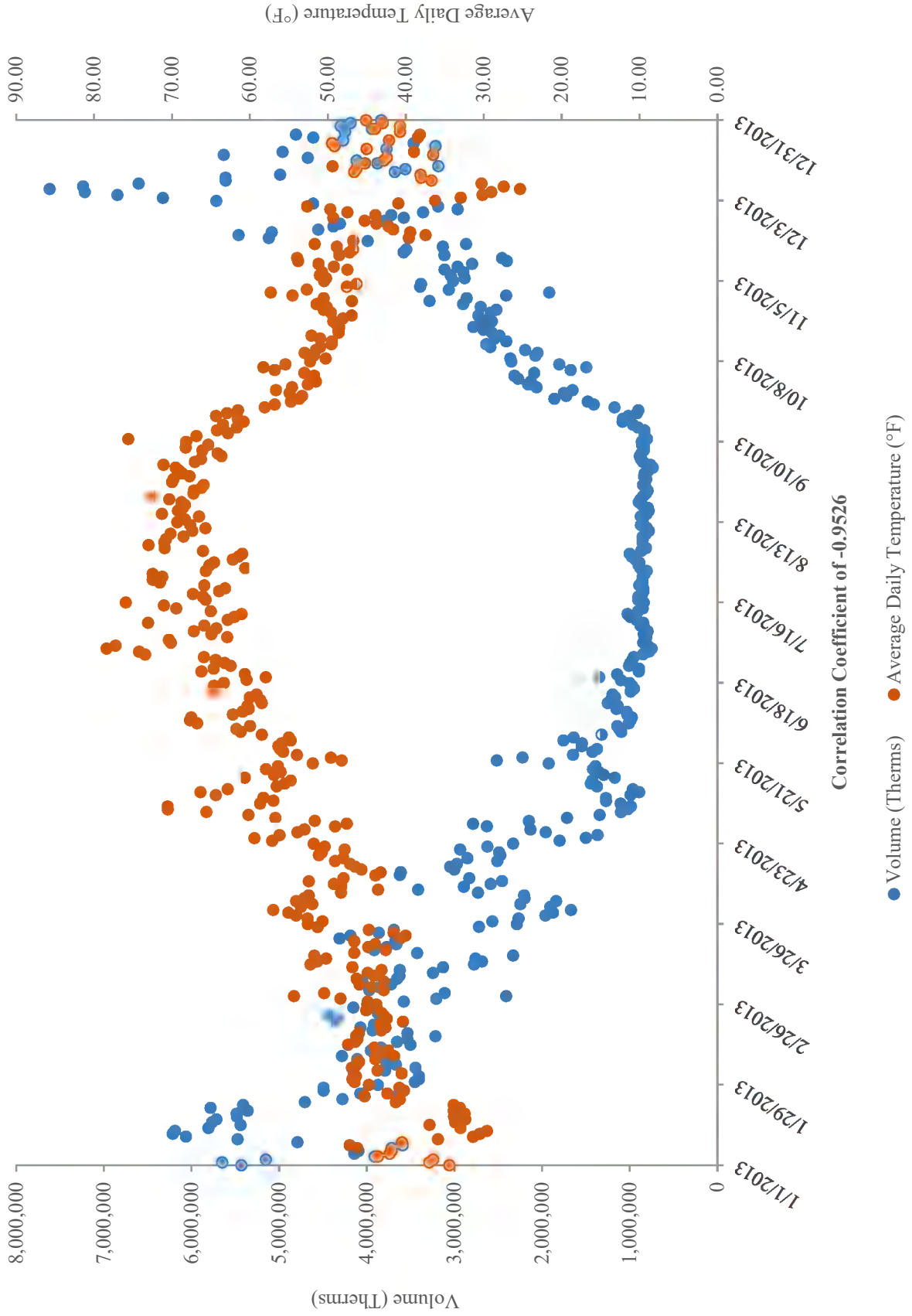
Correlation of Daily Volumes (Therms) and Average Daily Temperature (°F)
Firm and Interruptible Customer Volumes
Calendar Year 2011



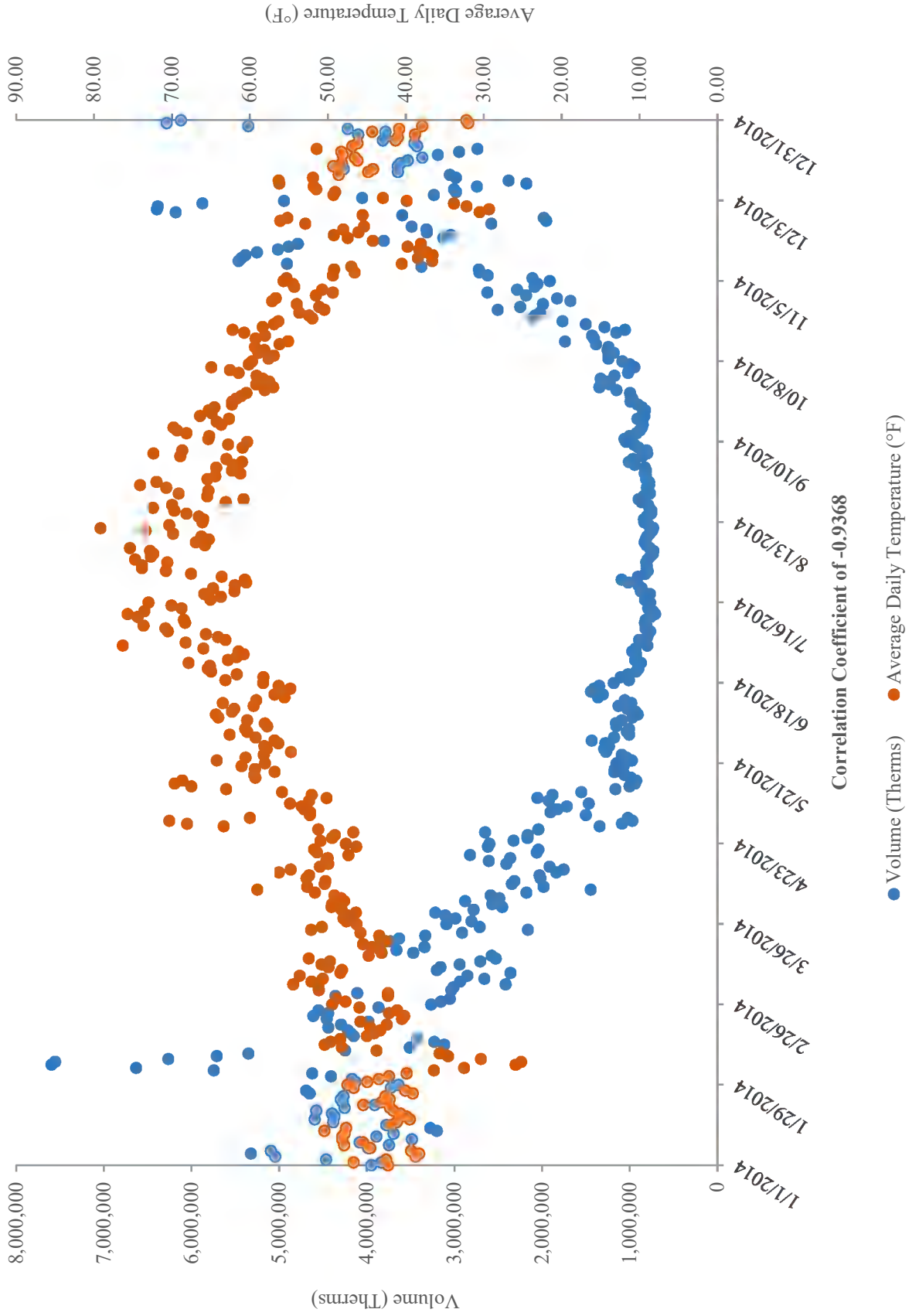
Correlation of Daily Volumes (Therms) and Average Daily Temperature (°F)
Firm and Interruptible Customer Volumes
Calendar Year 2012



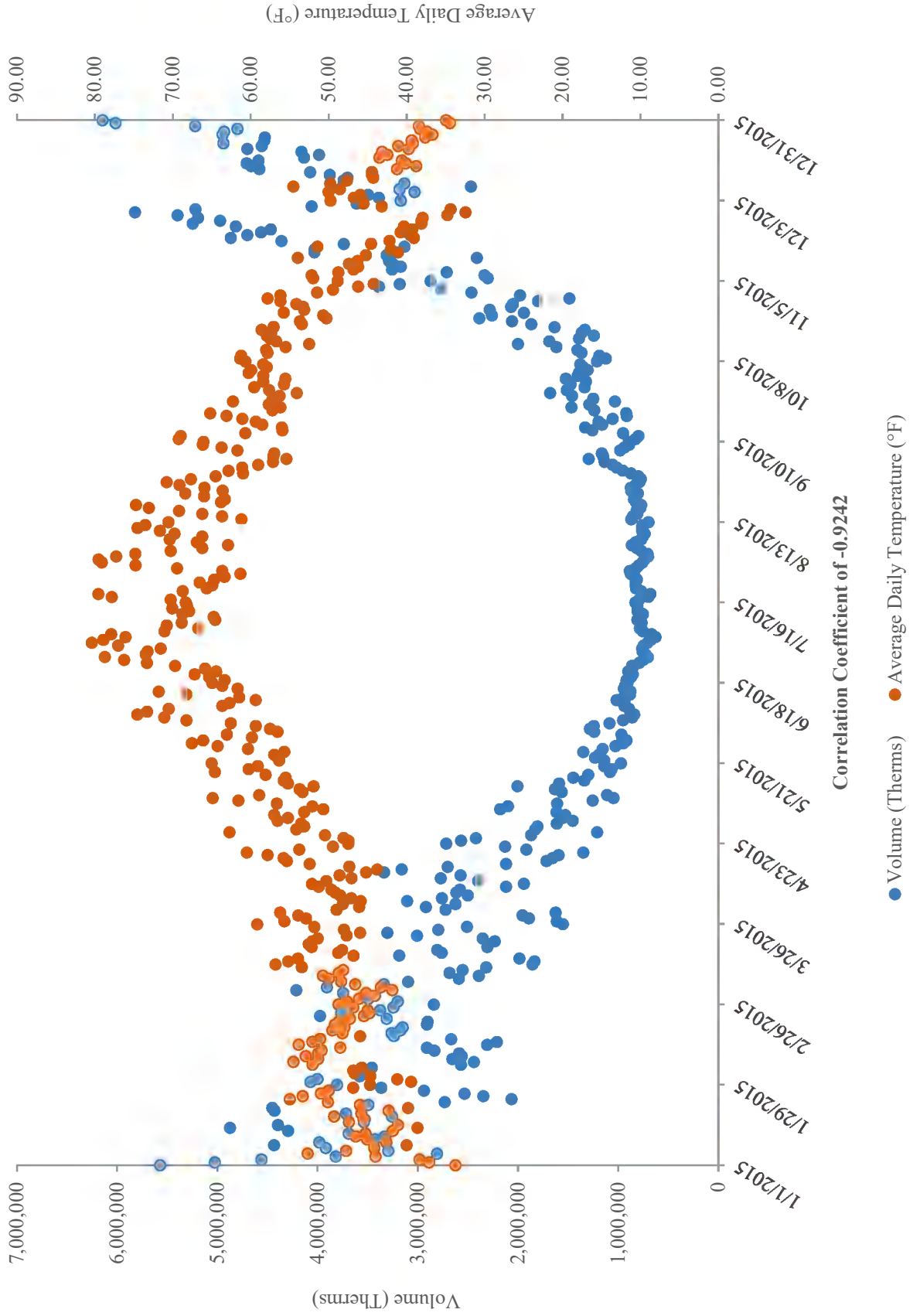
Correlation of Daily Volumes (Therms) and Average Daily Temperature (°F)
Firm and Interruptible Customer Volumes
Calendar Year 2013



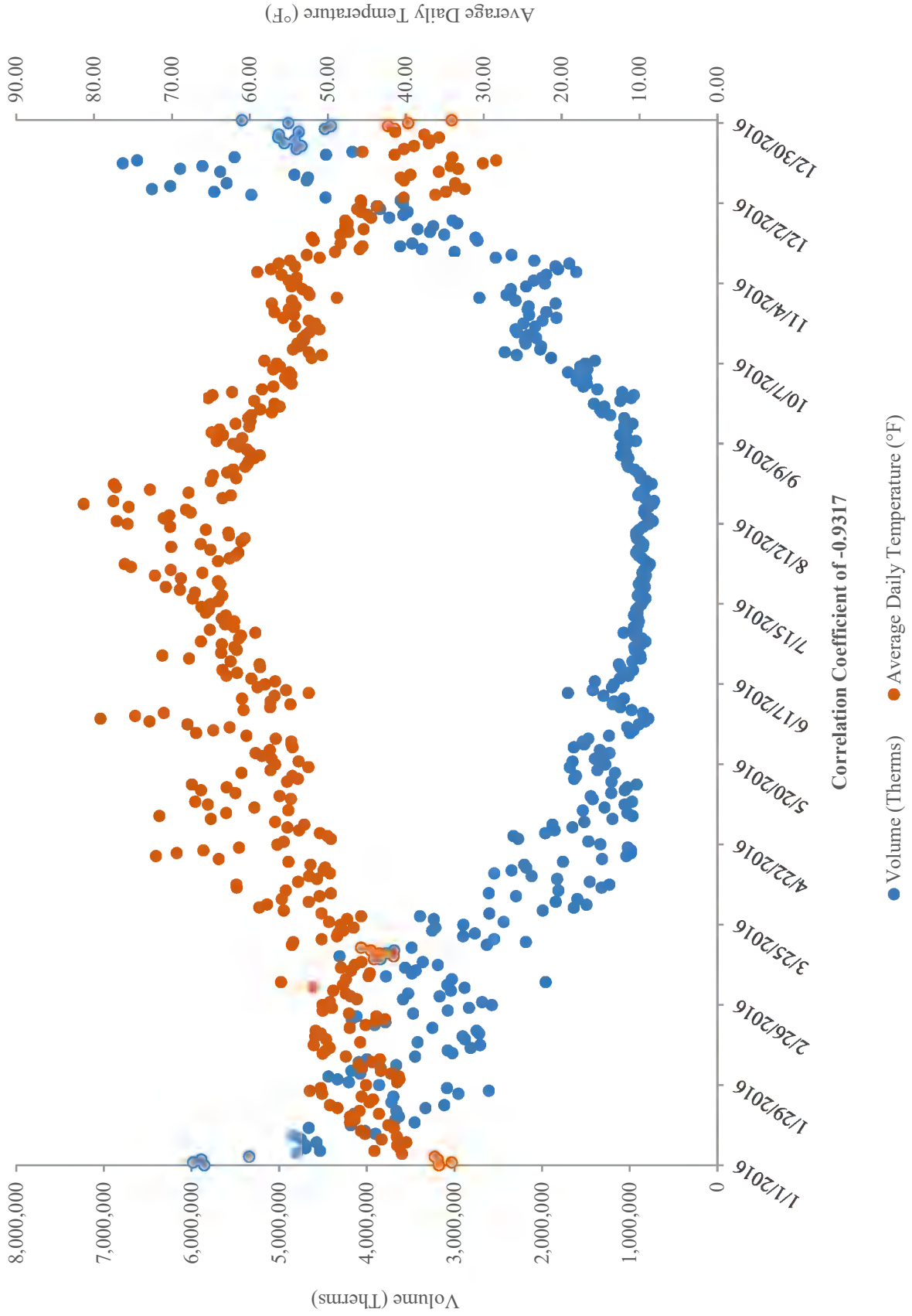
Correlation of Daily Volumes (Therms) and Average Daily Temperature (°F)
Firm and Interruptible Customer Volumes
Calendar Year 2014



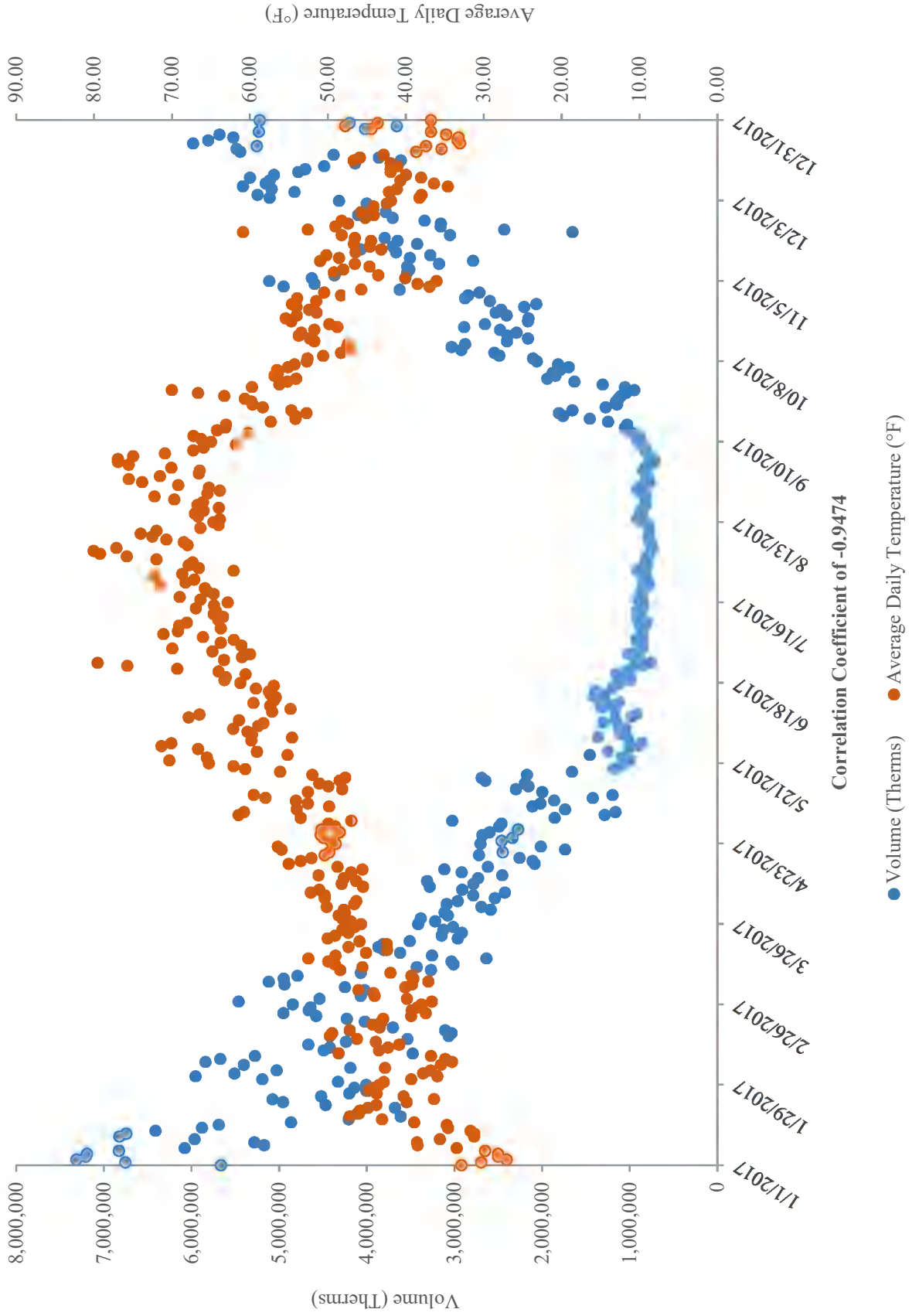
Correlation of Daily Volumes (Therms) and Average Daily Temperature (°F)
Firm and Interruptible Customer Volumes
Calendar Year 2015



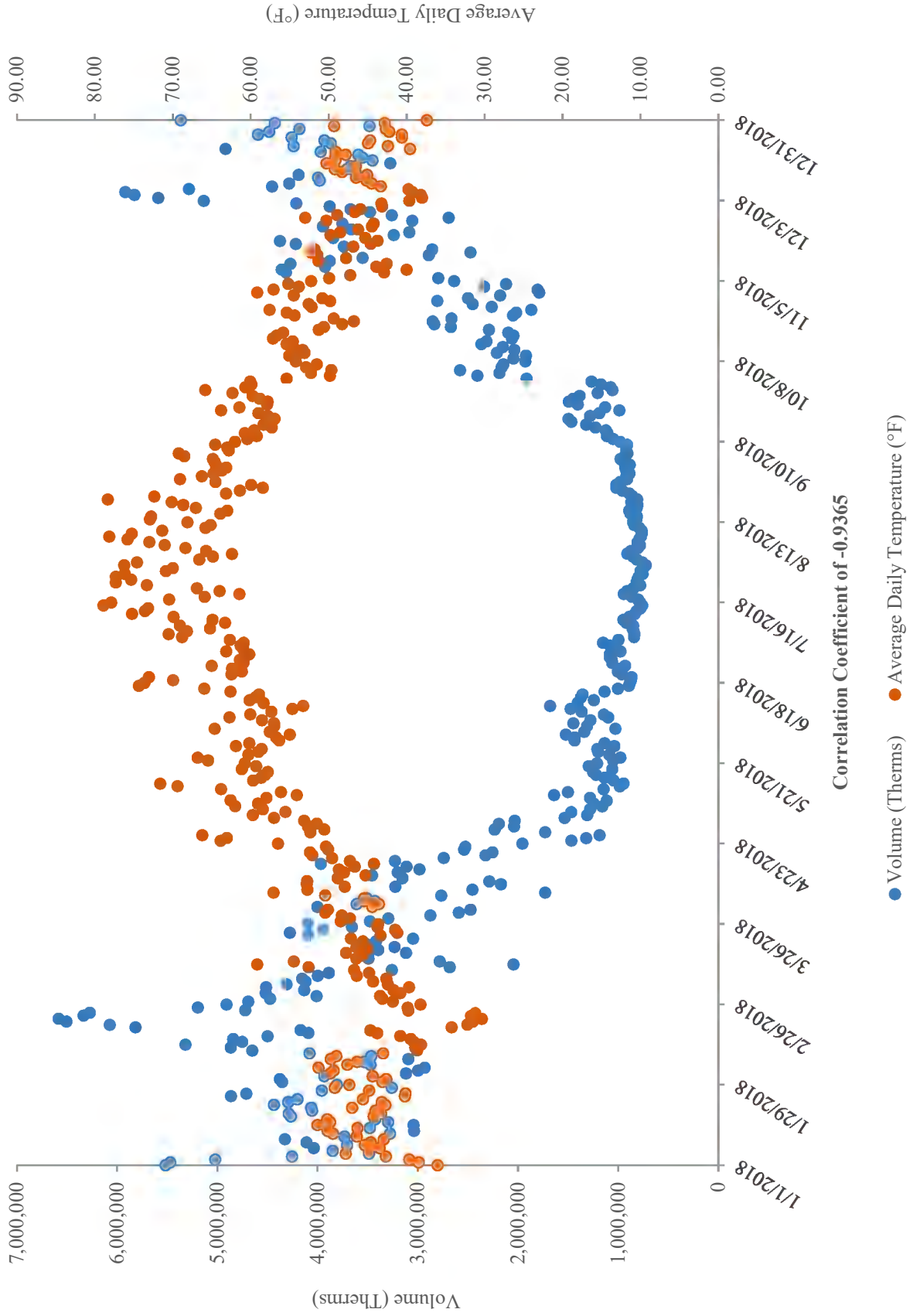
Correlation of Daily Volumes (Therms) and Average Daily Temperature (°F)
Firm and Interruptible Customer Volumes
Calendar Year 2016



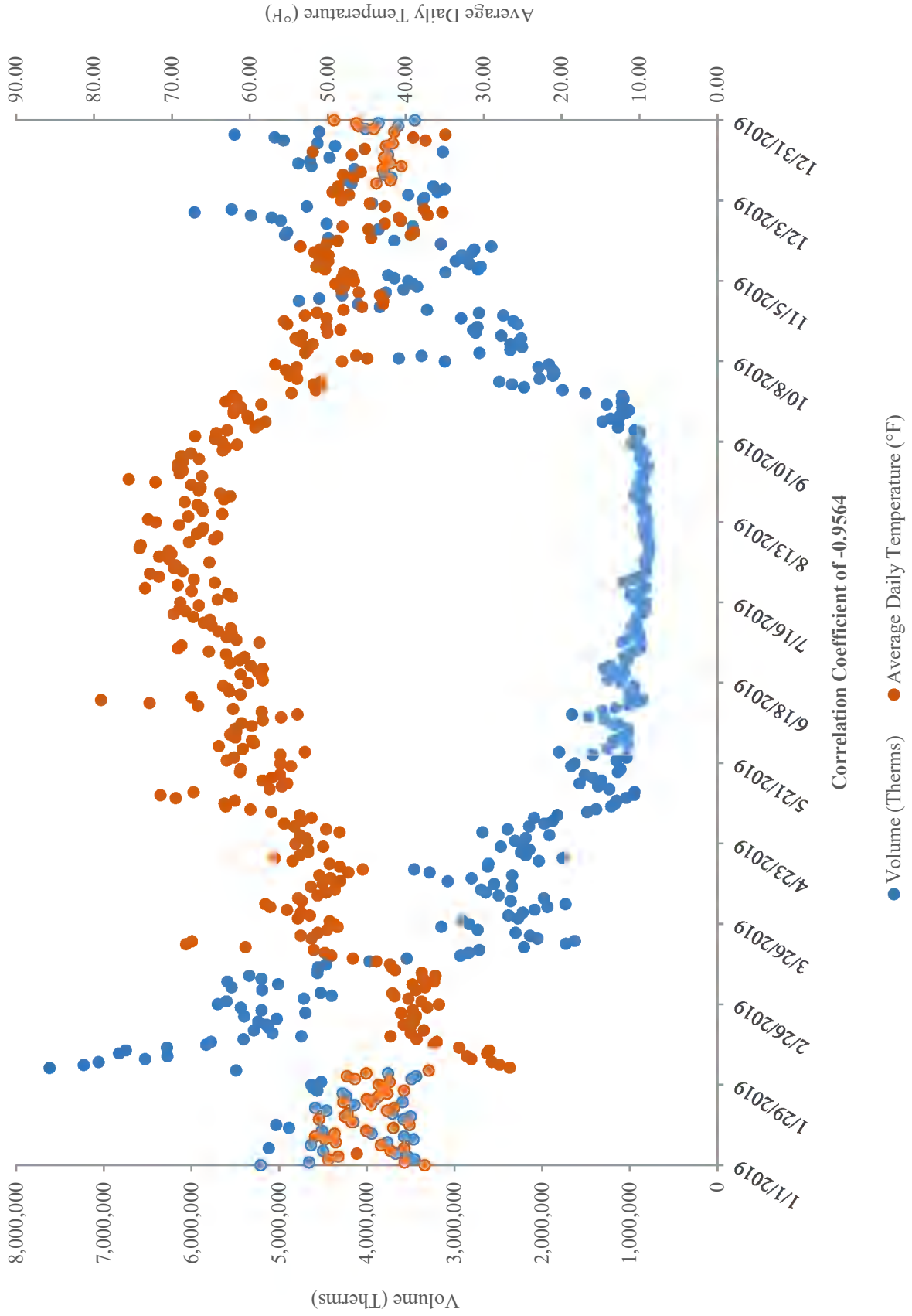
Correlation of Daily Volumes (Therms) and Average Daily Temperature (°F)
Firm and Interruptible Customer Volumes
Calendar Year 2017



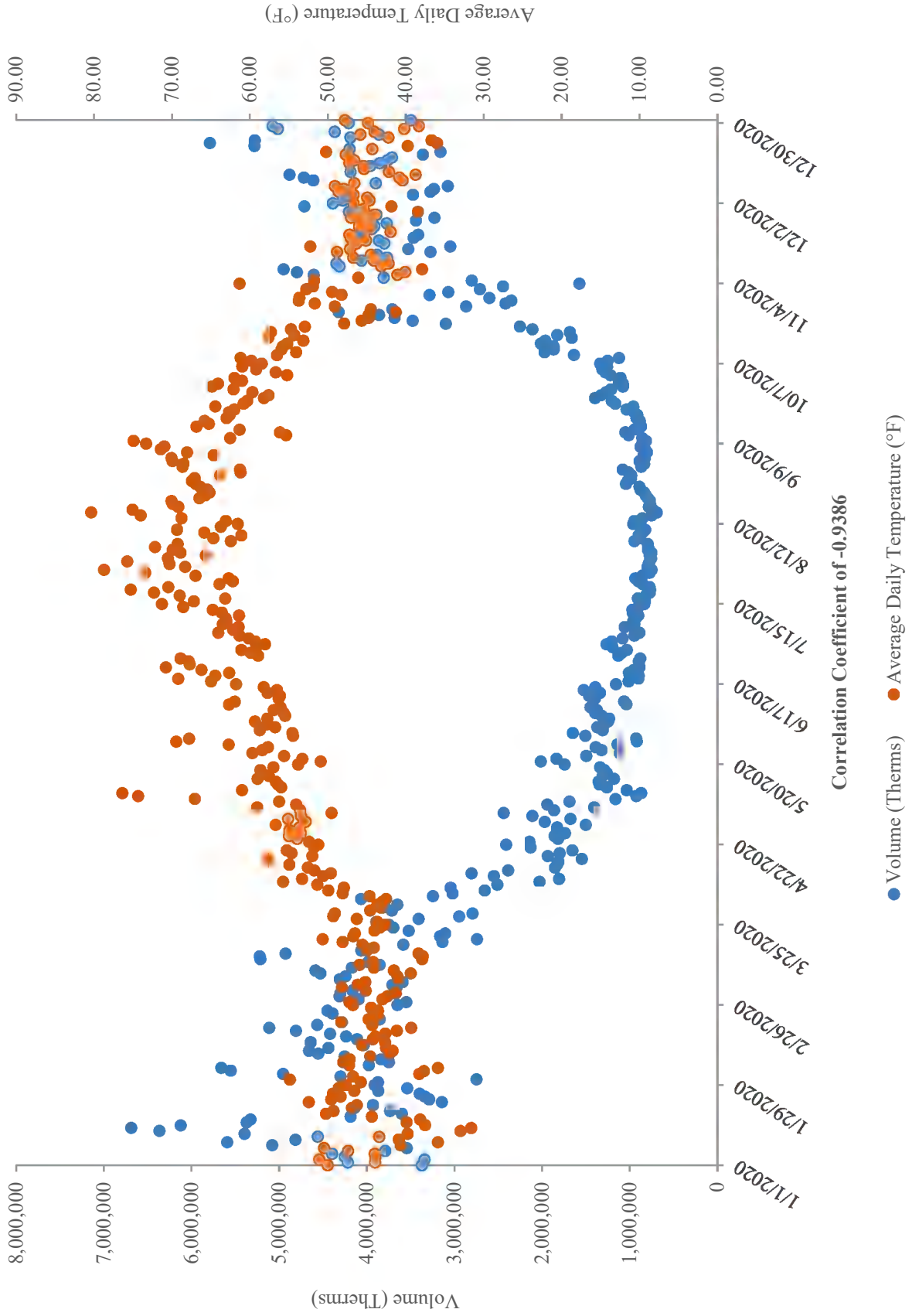
Correlation of Daily Volumes (Therms) and Average Daily Temperature (°F)
Firm and Interruptible Customer Volumes
Calendar Year 2018



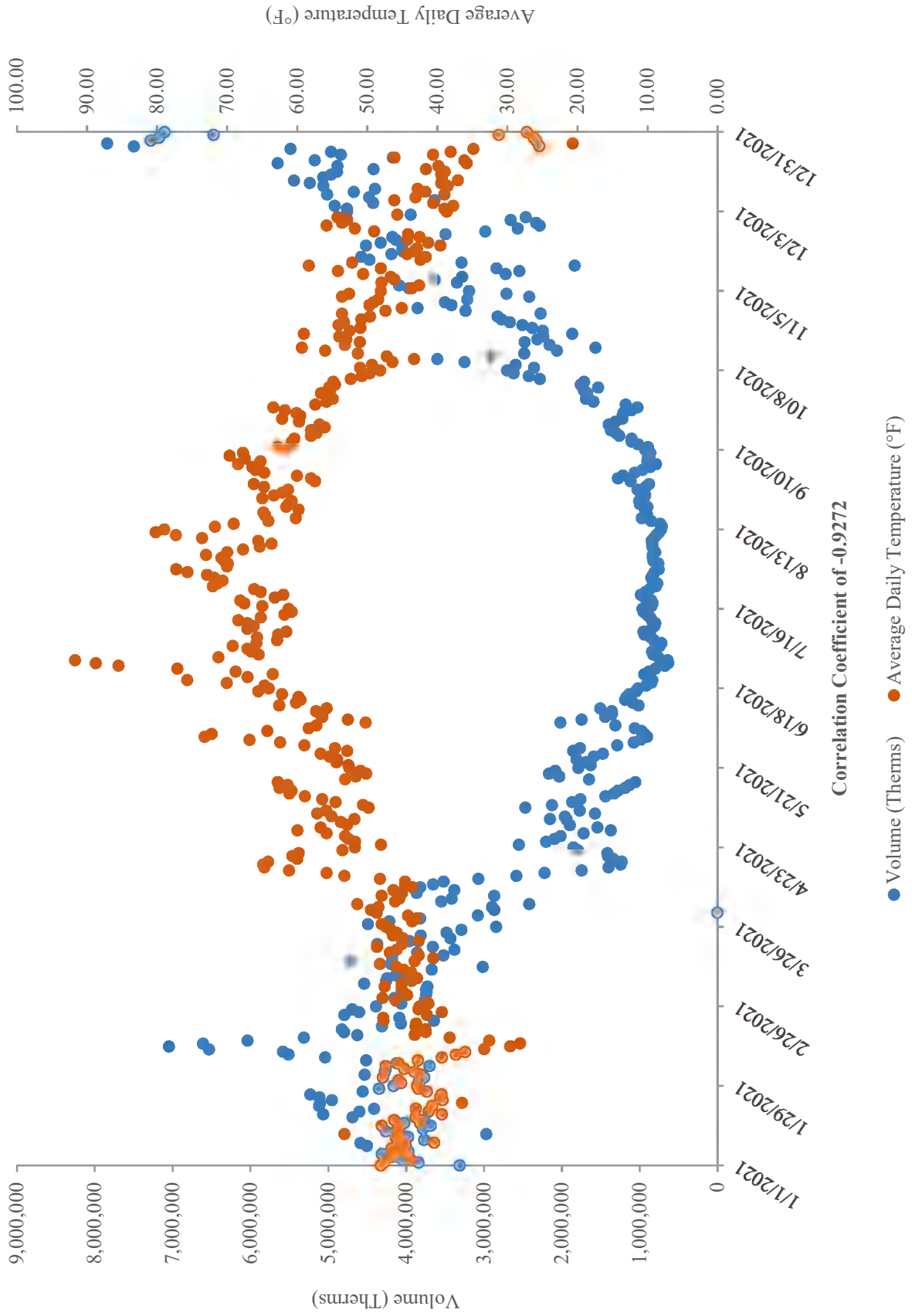
Correlation of Daily Volumes (Therms) and Average Daily Temperature (°F)
Firm and Interruptible Customer Volumes
Calendar Year 2019



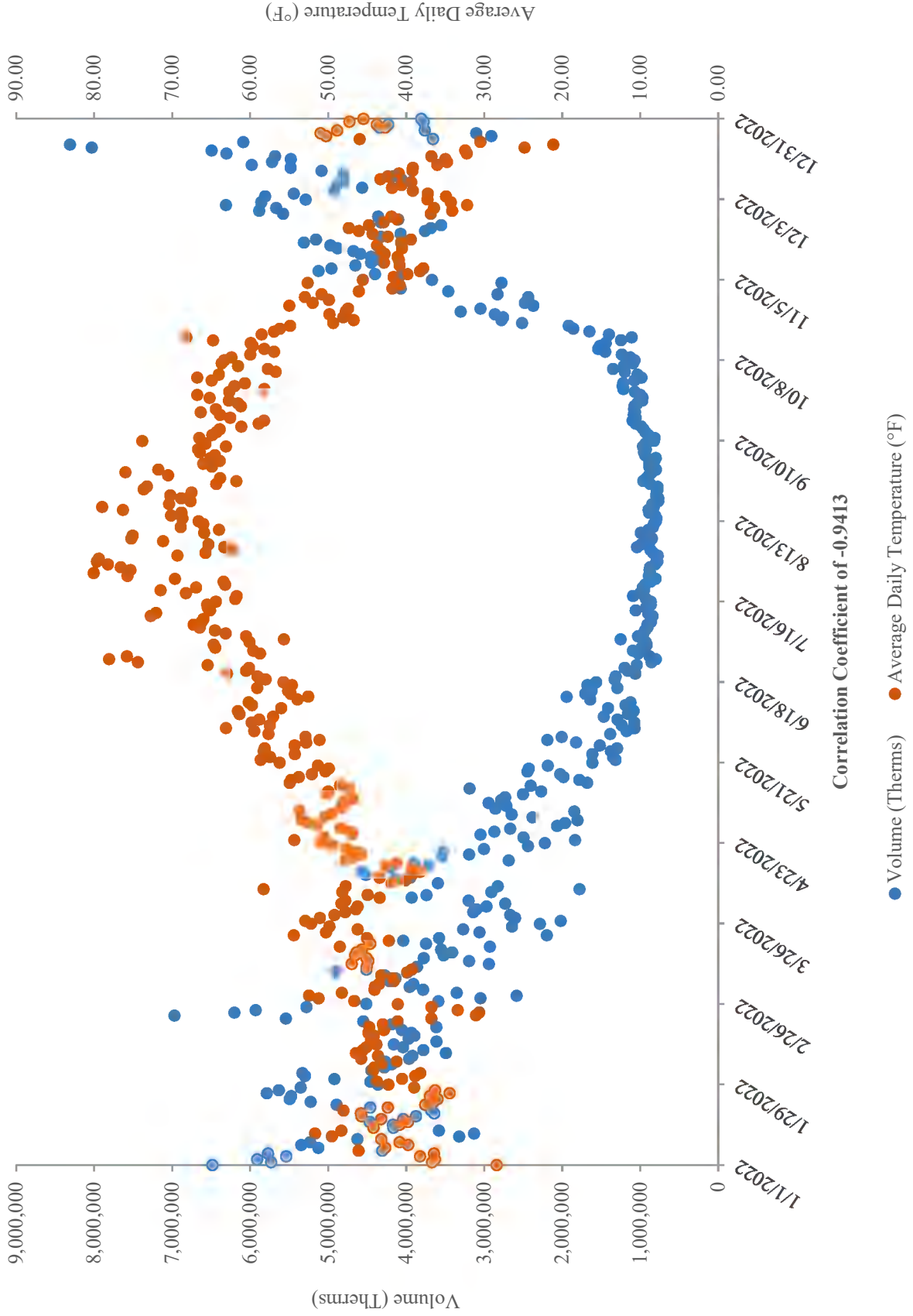
Correlation of Daily Volumes (Therms) and Average Daily Temperature (°F)
Firm and Interruptible Customer Volumes
Calendar Year 2020



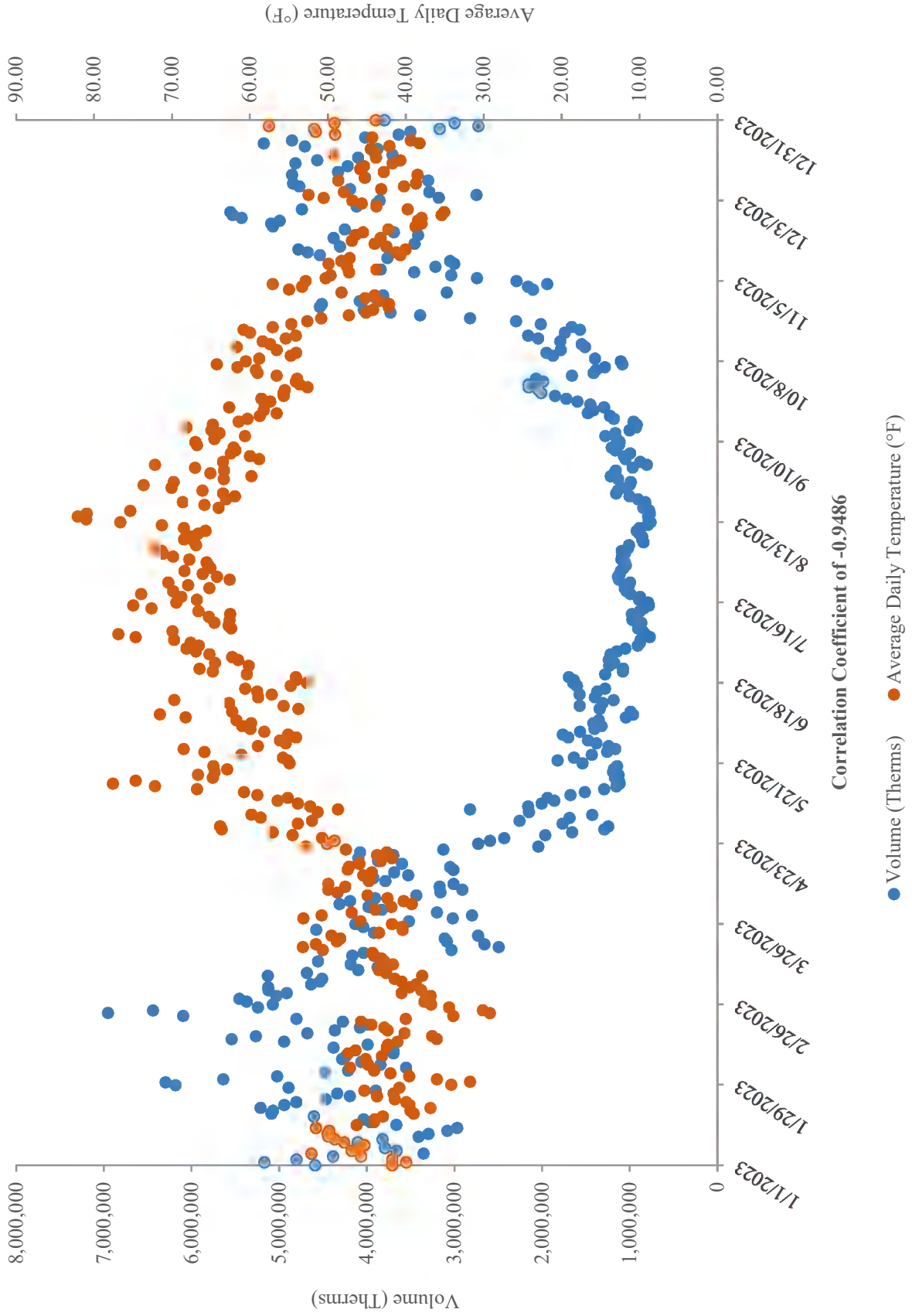
Correlation of Daily Volumes (Therms) and Average Daily Temperature (°F)
Firm and Interruptible Customer Volumes
Calendar Year 2021



Correlation of Daily Volumes (Therms) and Average Daily Temperature (°F)
Firm and Interruptible Customer Volumes
Calendar Year 2022



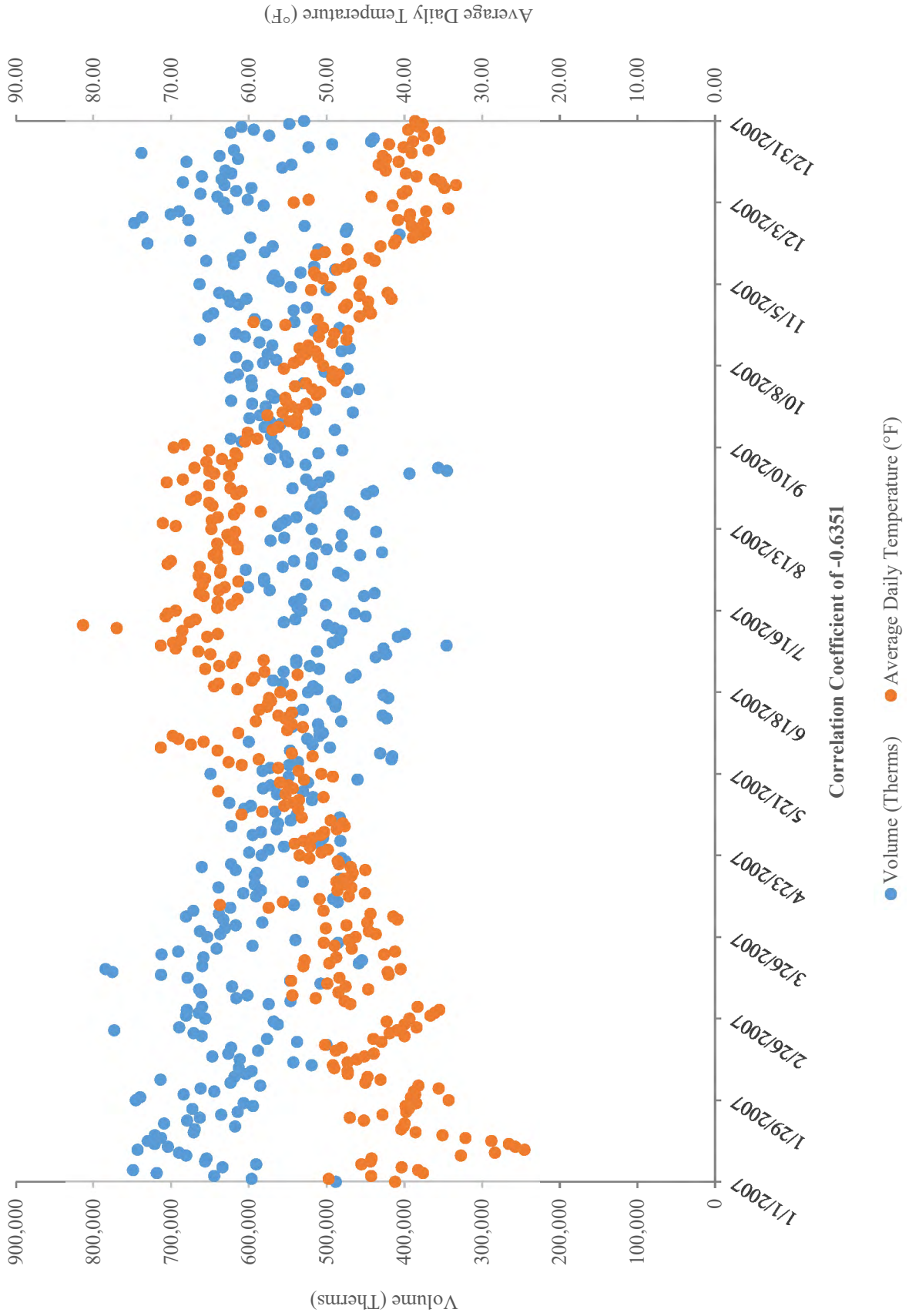
Correlation of Daily Volumes (Therms) and Average Daily Temperature (°F)
Firm and Interruptible Customer Volumes
Calendar Year 2023



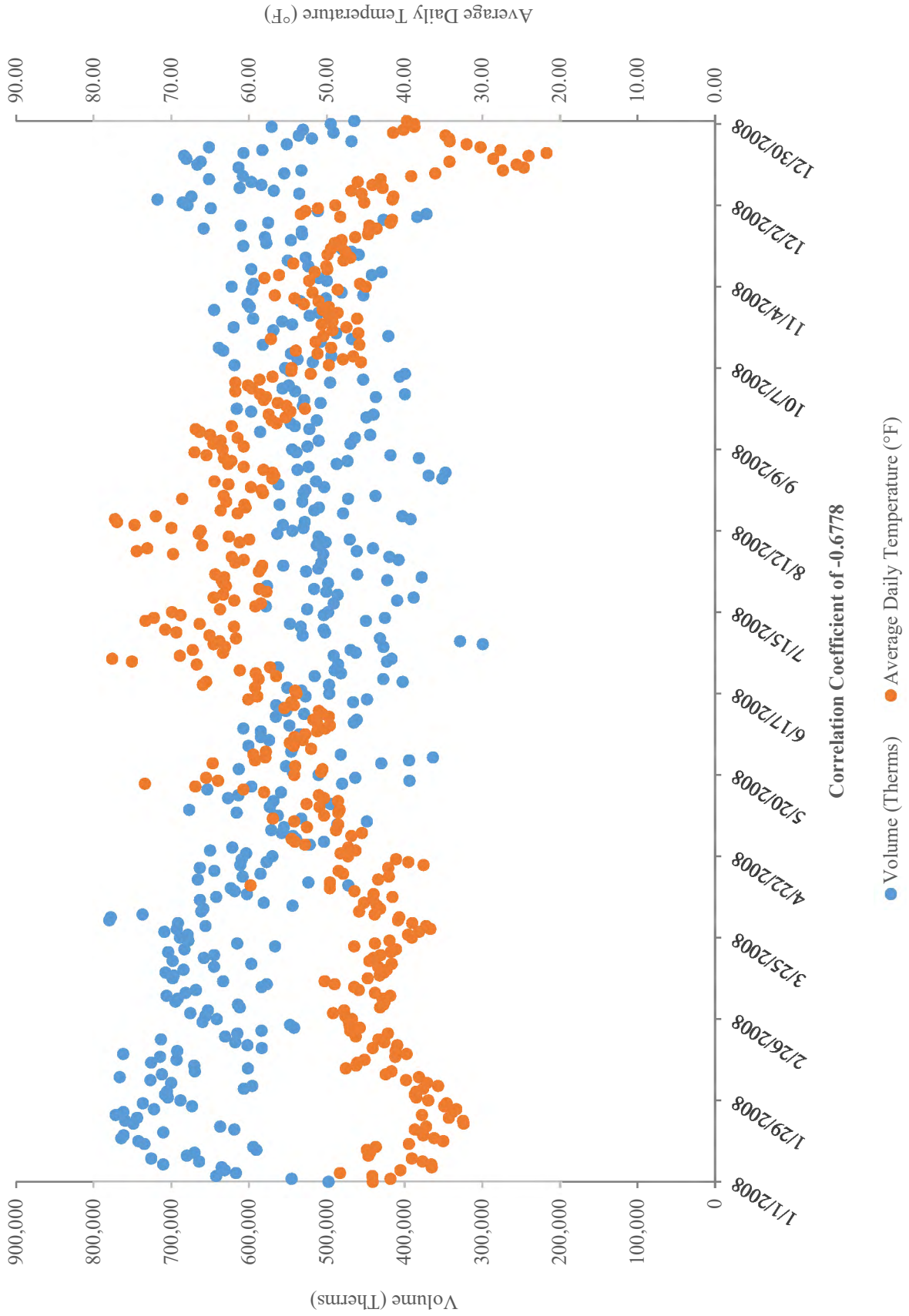
Transportation Customer Volumes

2007 - 2023

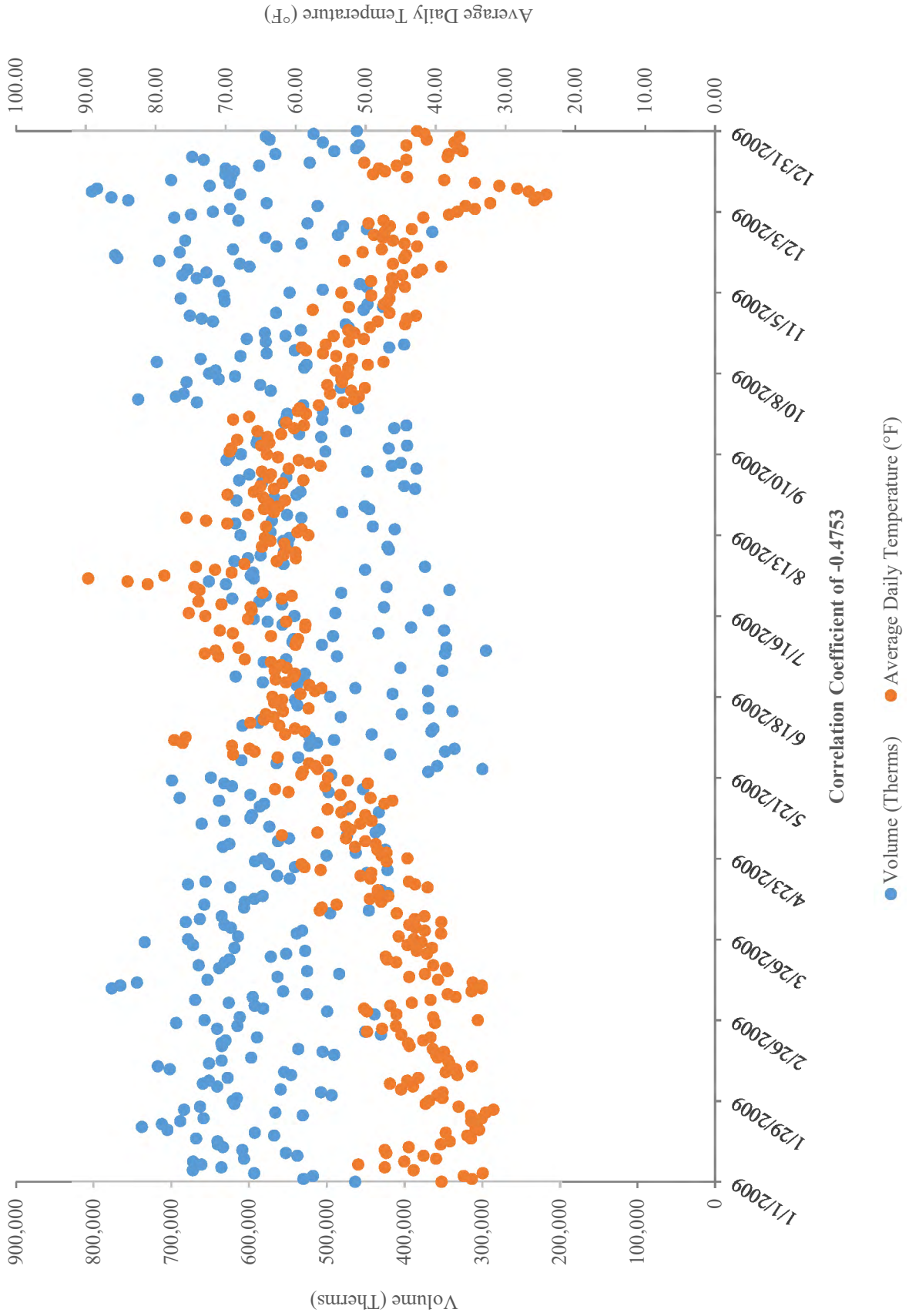
Correlation of Daily Volumes (Therms) and Average Daily Temperature (°F)
Transportation Customer Volumes
Calendar Year 2007



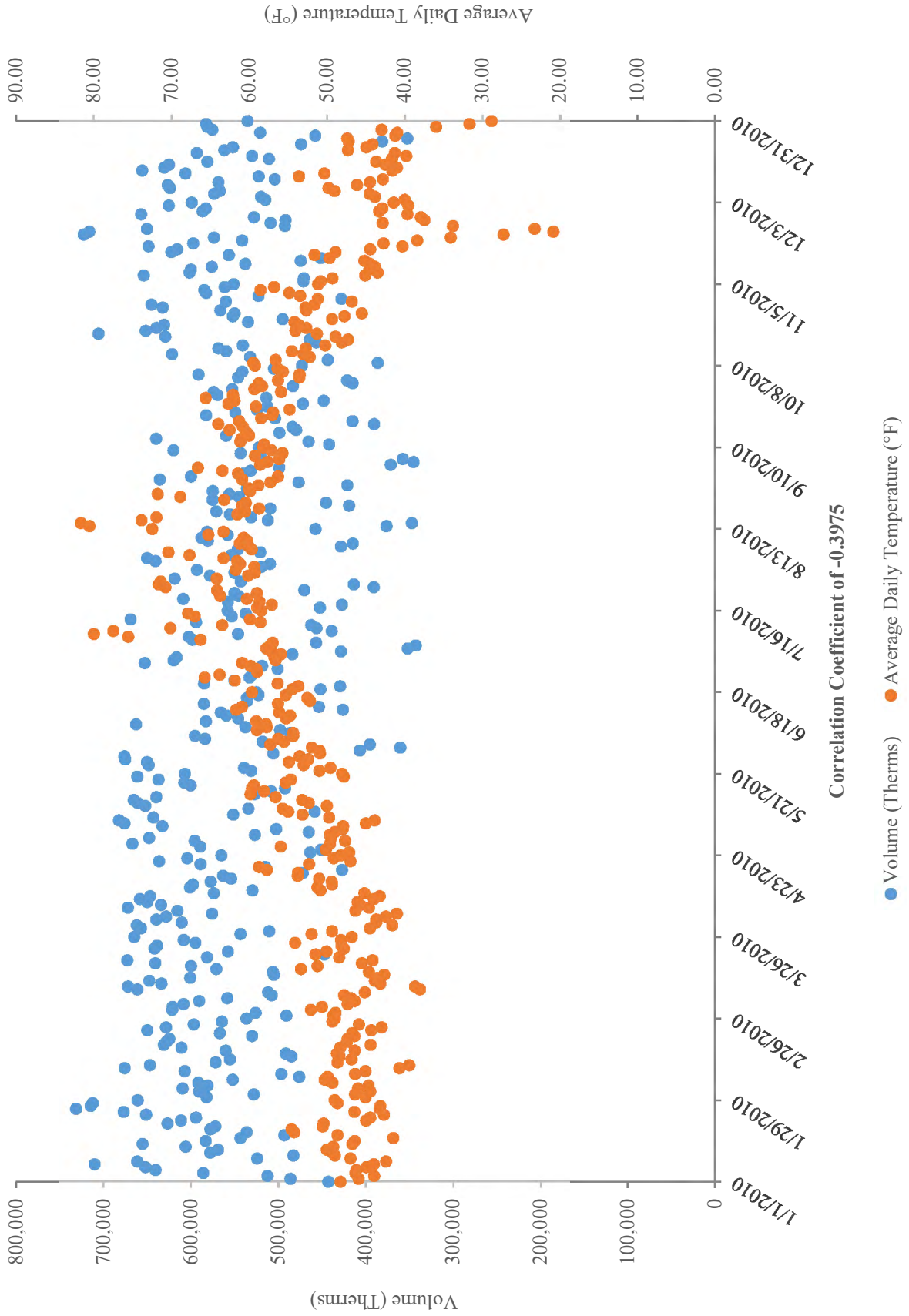
Correlation of Daily Volumes (Therms) and Average Daily Temperature (°F)
Transportation Customer Volumes
Calendar Year 2008



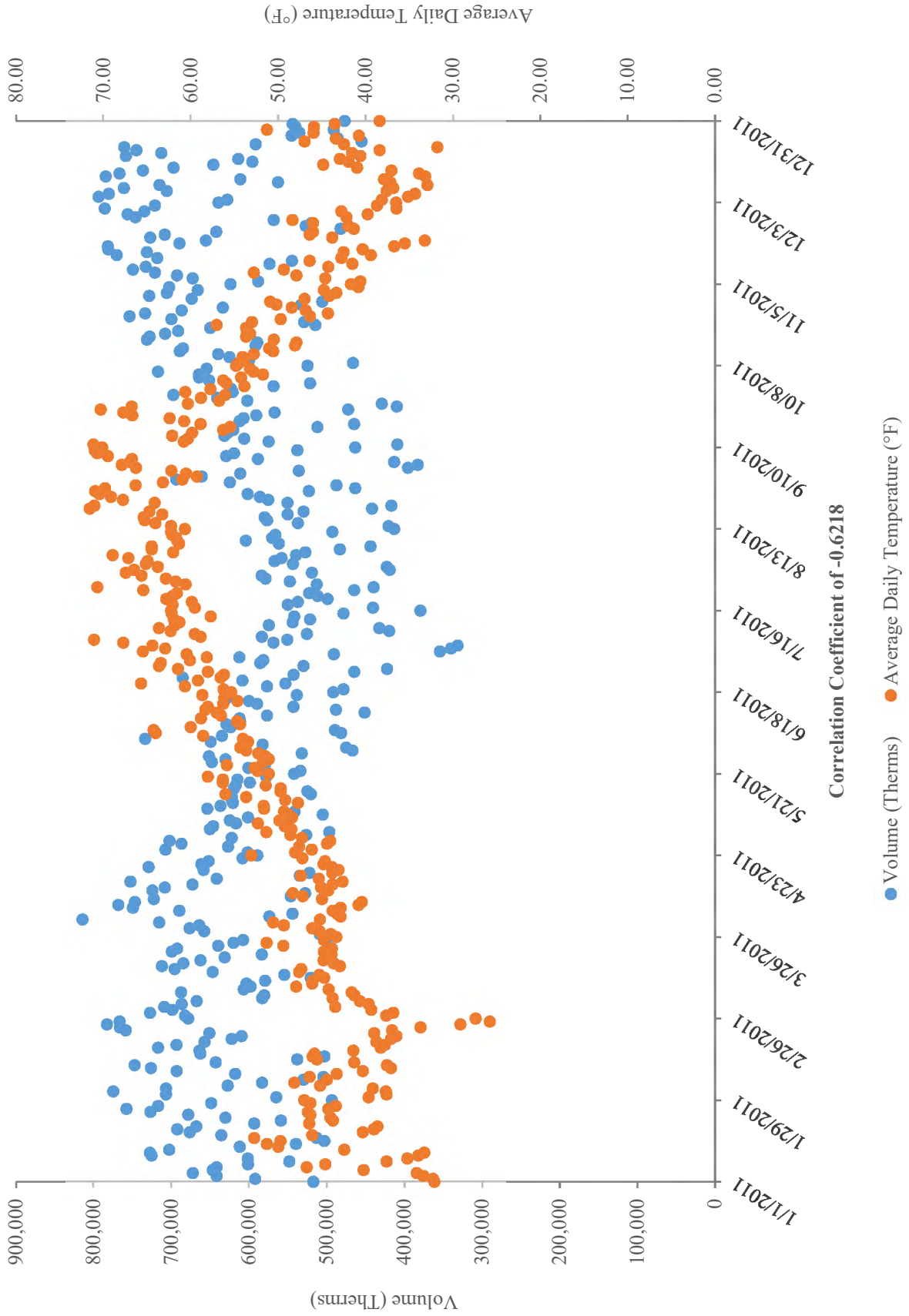
Correlation of Daily Volumes (Therms) and Average Daily Temperature (°F)
Transportation Customer Volumes
Calendar Year 2009



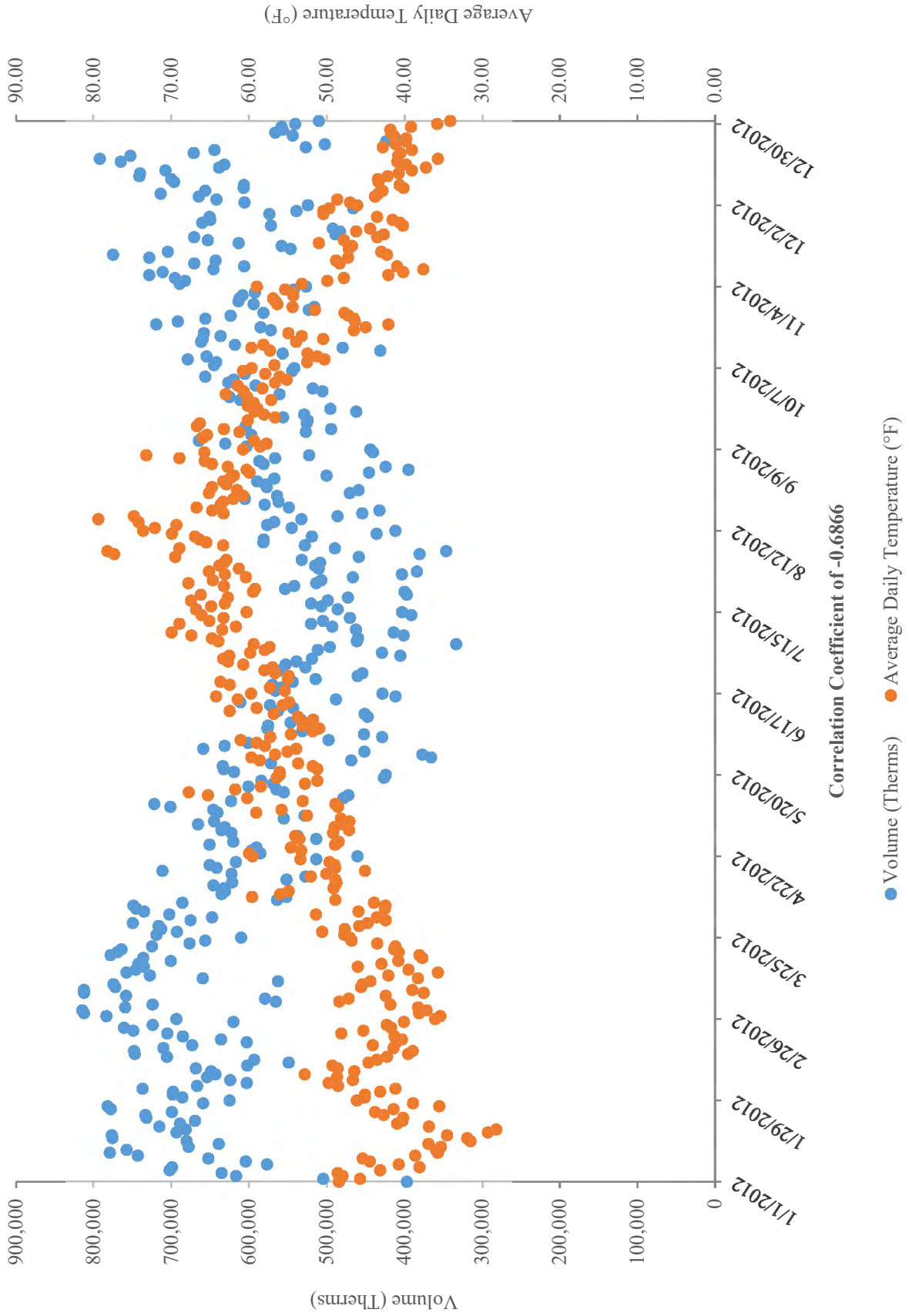
Correlation of Daily Volumes (Therms) and Average Daily Temperature (°F)
Transportation Customer Volumes
Calendar Year 2010



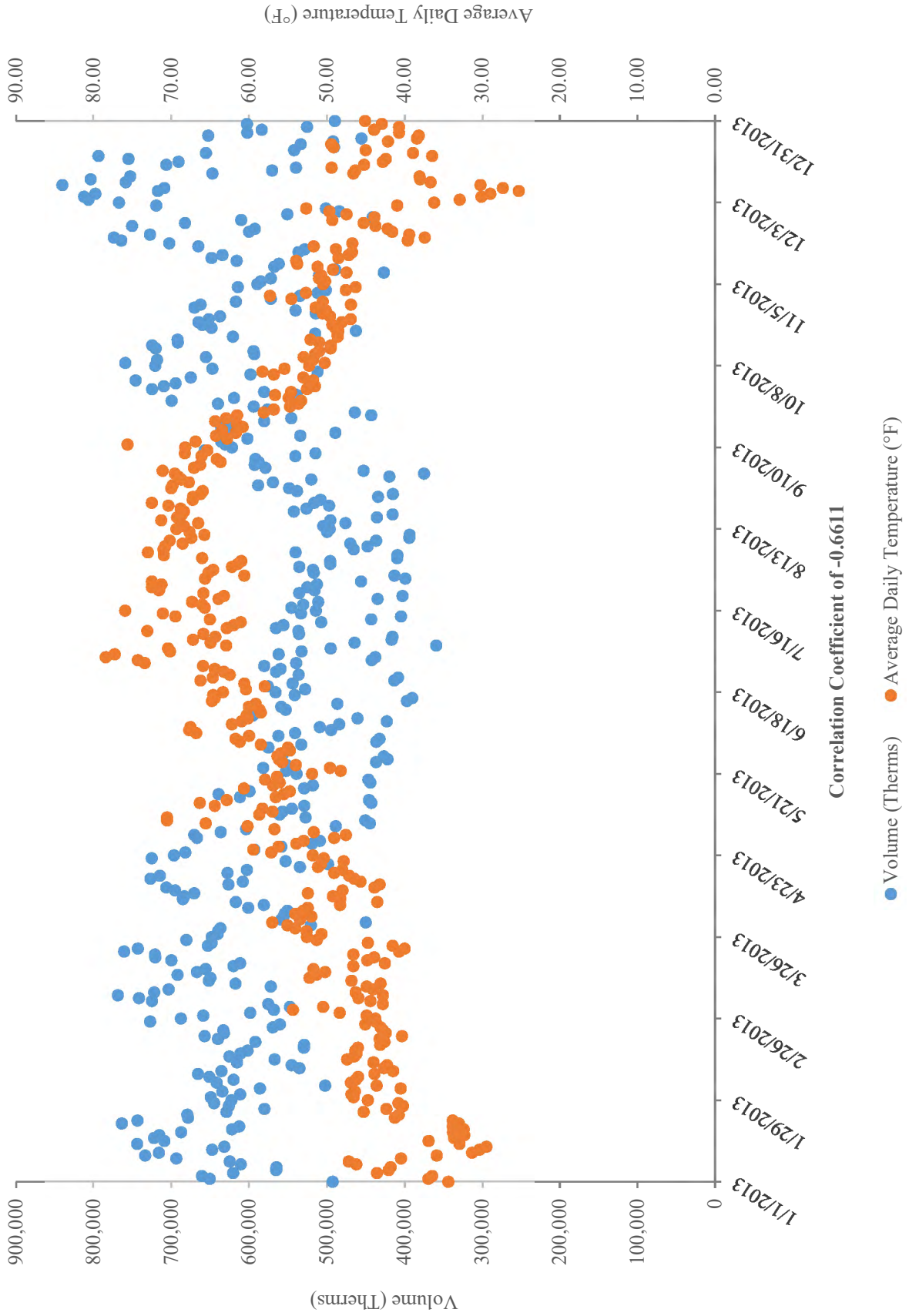
Correlation of Daily Volumes (Therms) and Average Daily Temperature (°F)
Transportation Customer Volumes
Calendar Year 2011



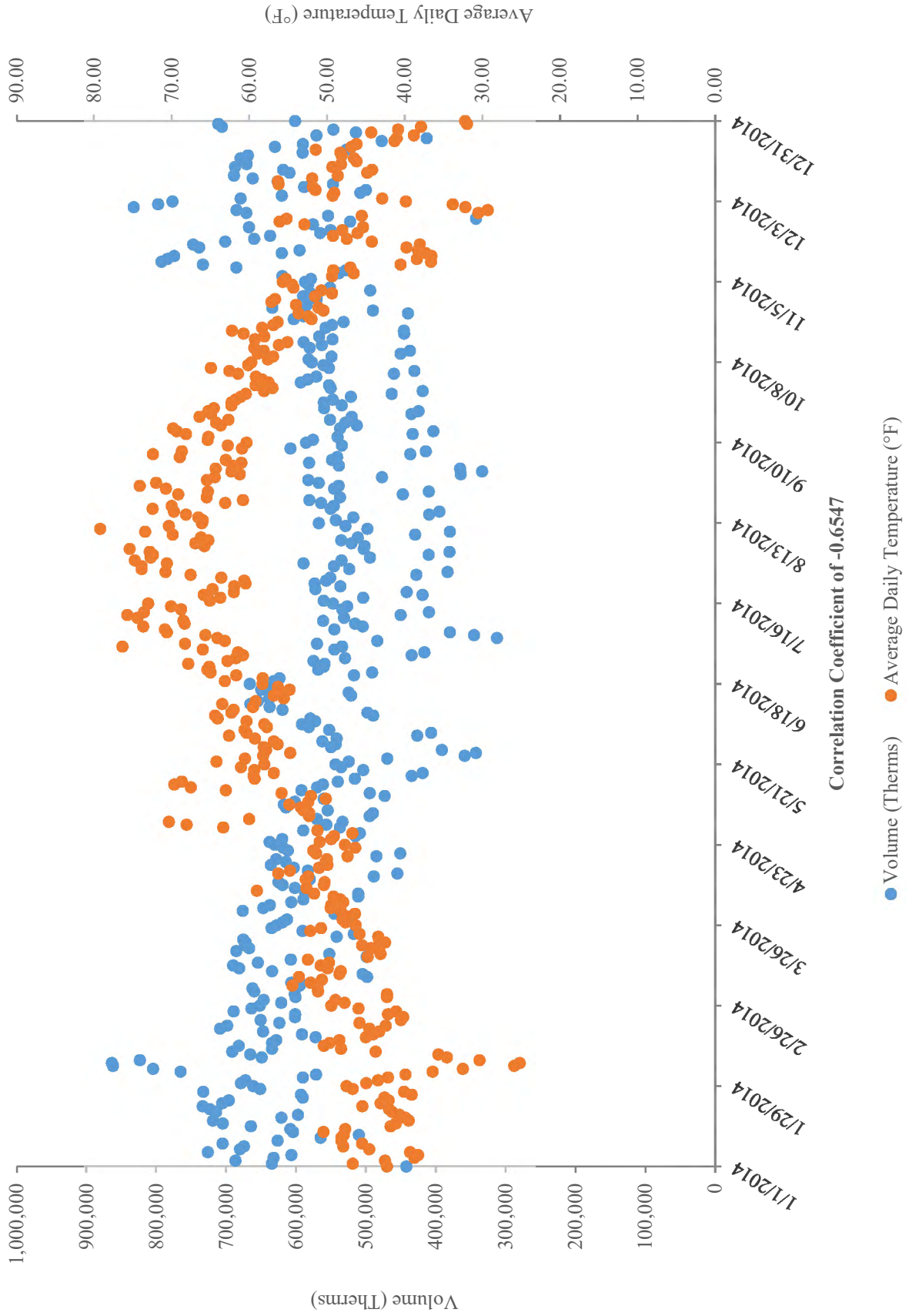
Correlation of Daily Volumes (Therms) and Average Daily Temperature (°F)
Transportation Customer Volumes
Calendar Year 2012



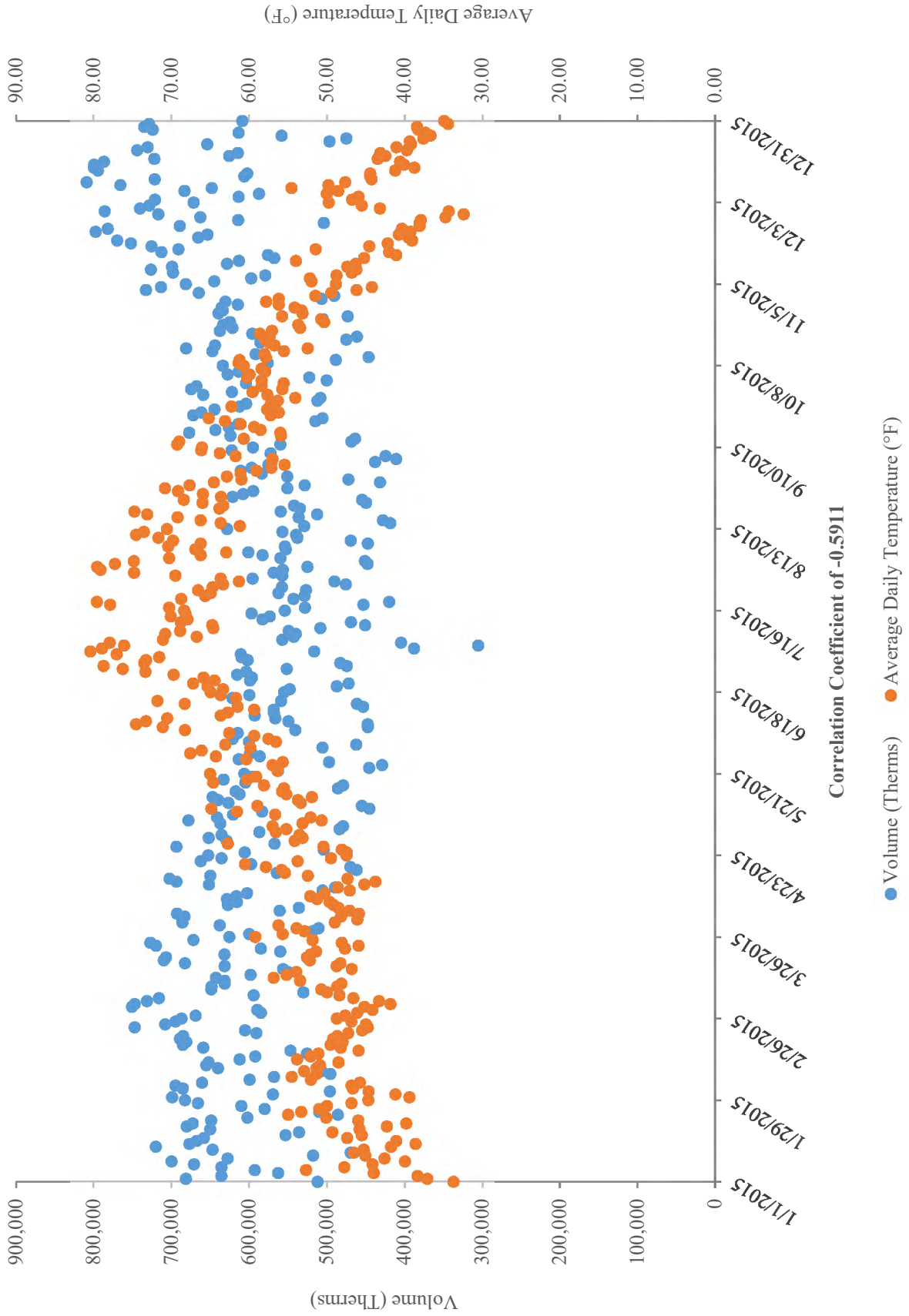
Correlation of Daily Volumes (Therms) and Average Daily Temperature (°F)
Transportation Customer Volumes
Calendar Year 2013



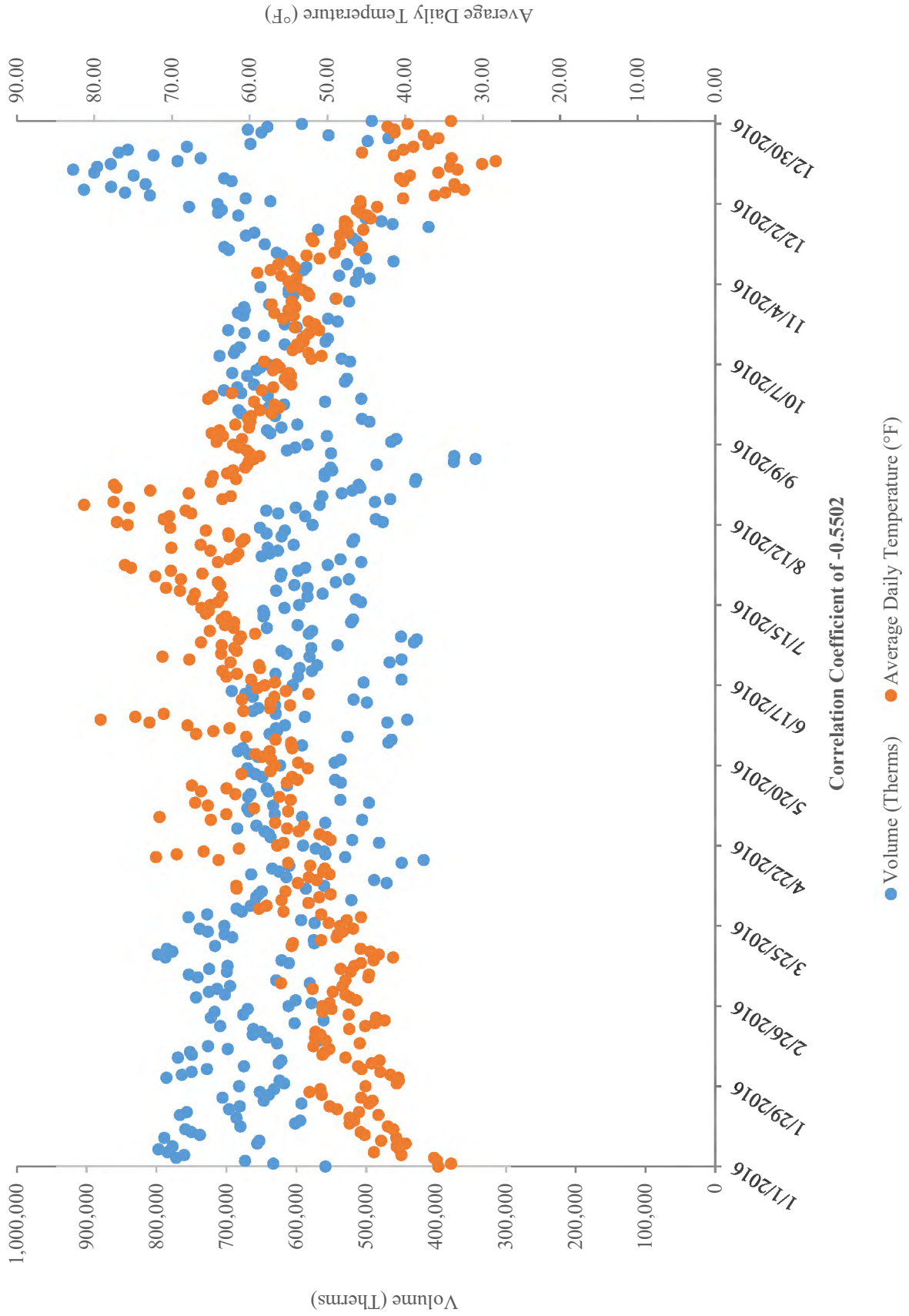
Correlation of Daily Volumes (Therms) and Average Daily Temperature (°F)
Transportation Customer Volumes
Calendar Year 2014



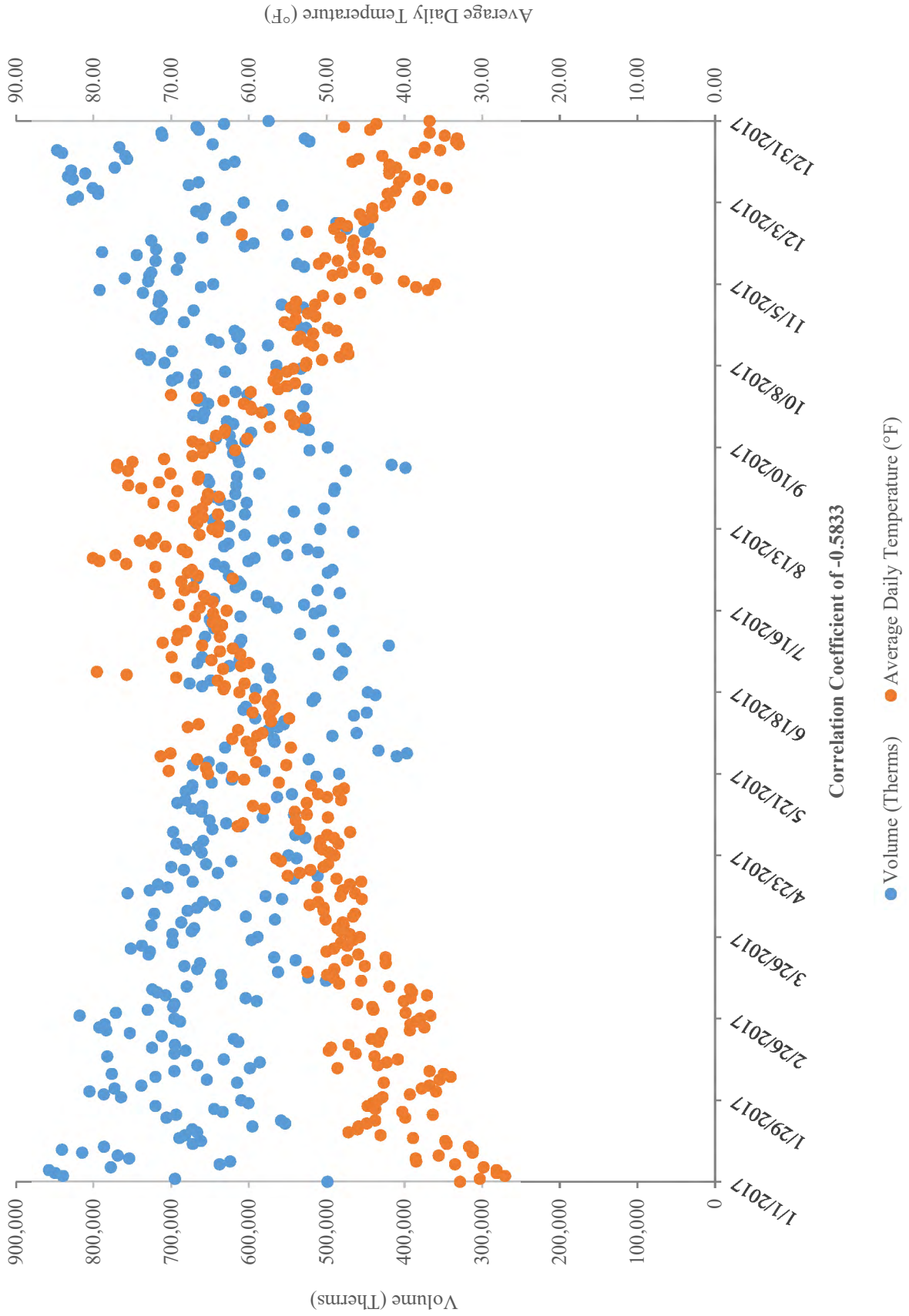
Correlation of Daily Volumes (Therms) and Average Daily Temperature (°F)
Transportation Customer Volumes
Calendar Year 2015



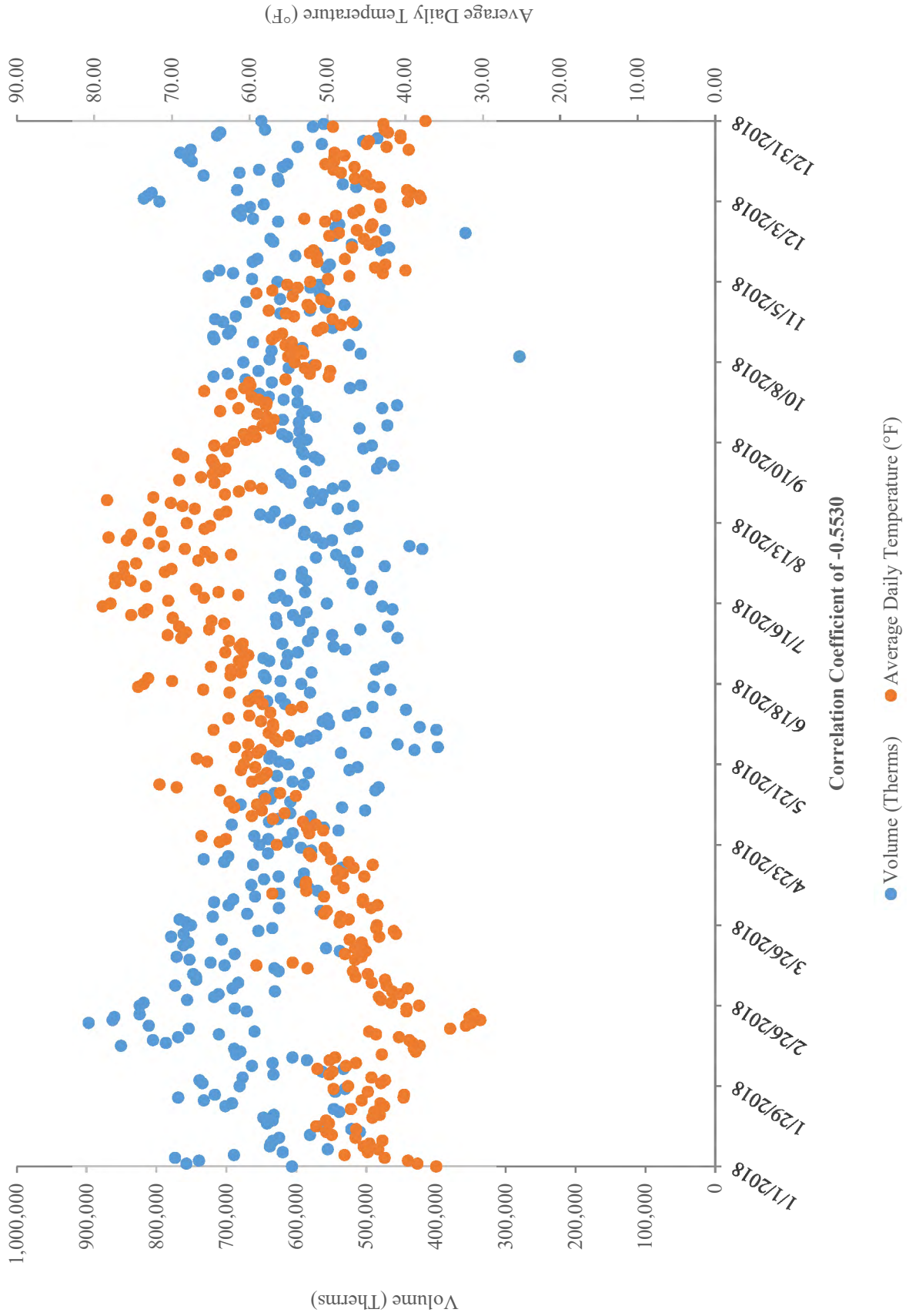
Correlation of Daily Volumes (Therms) and Average Daily Temperature (°F)
Transportation Customer Volumes
Calendar Year 2016



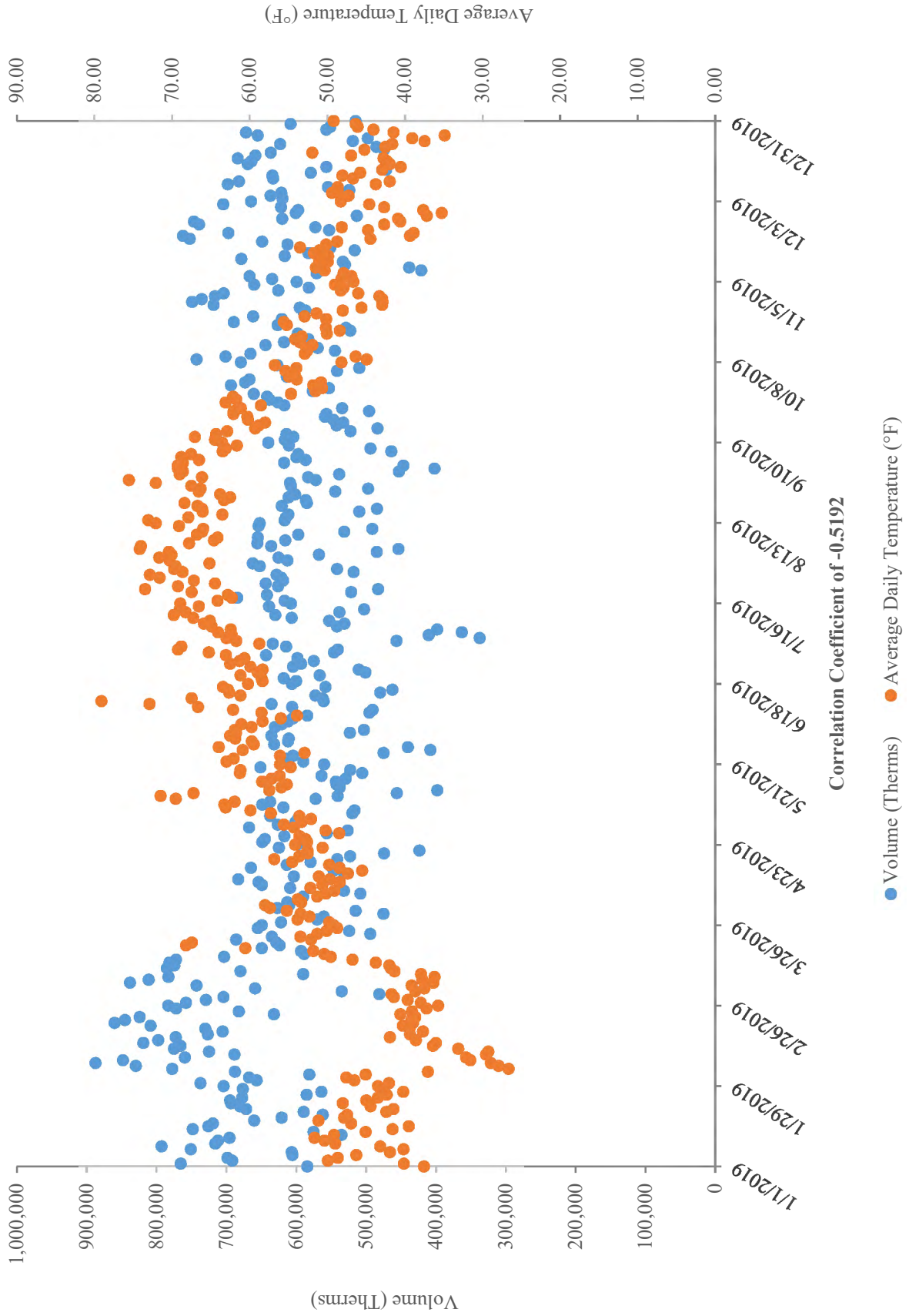
Correlation of Daily Volumes (Therms) and Average Daily Temperature (°F)
Transportation Customer Volumes
Calendar Year 2017



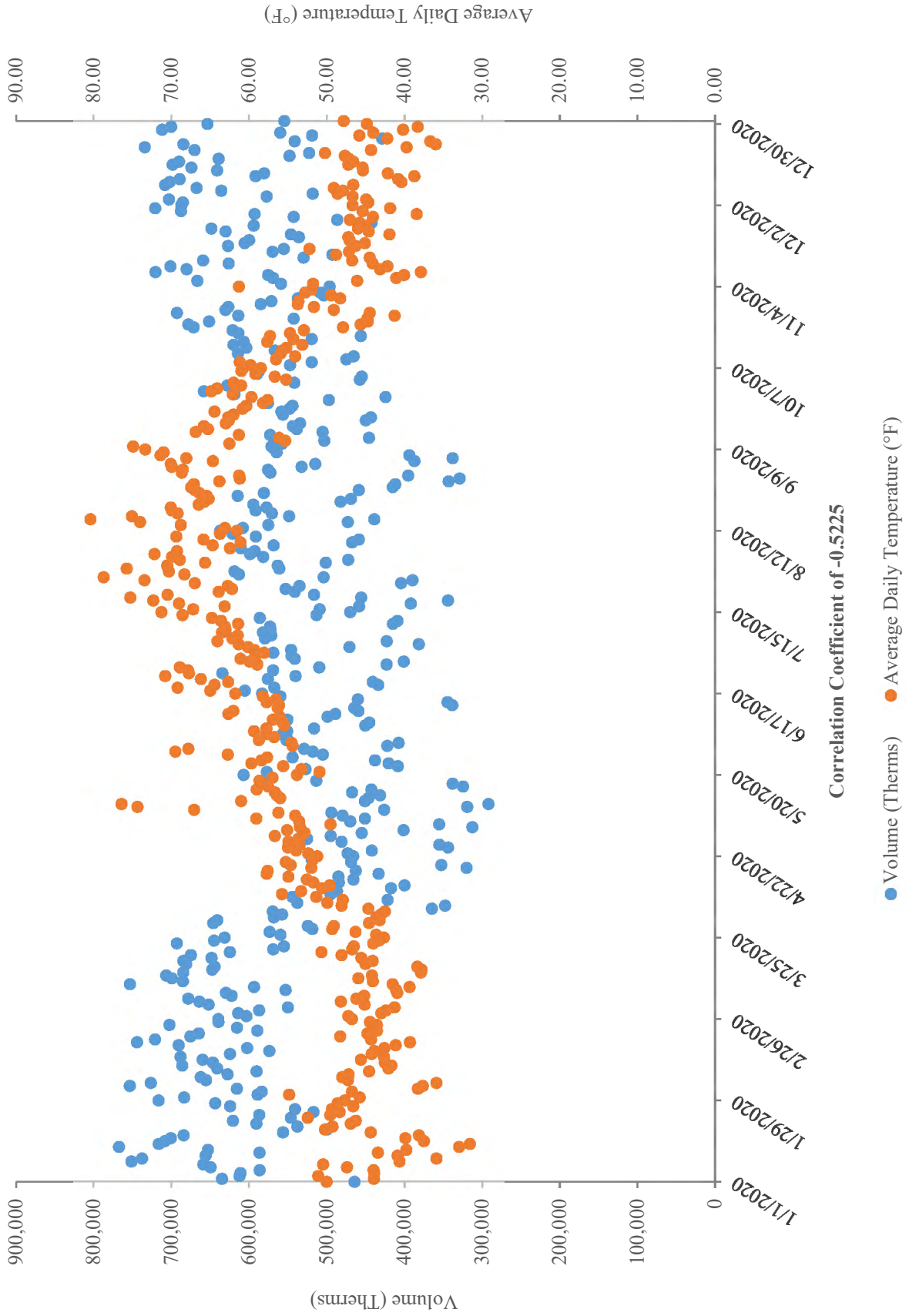
Correlation of Daily Volumes (Therms) and Average Daily Temperature (°F)
Transportation Customer Volumes
Calendar Year 2018



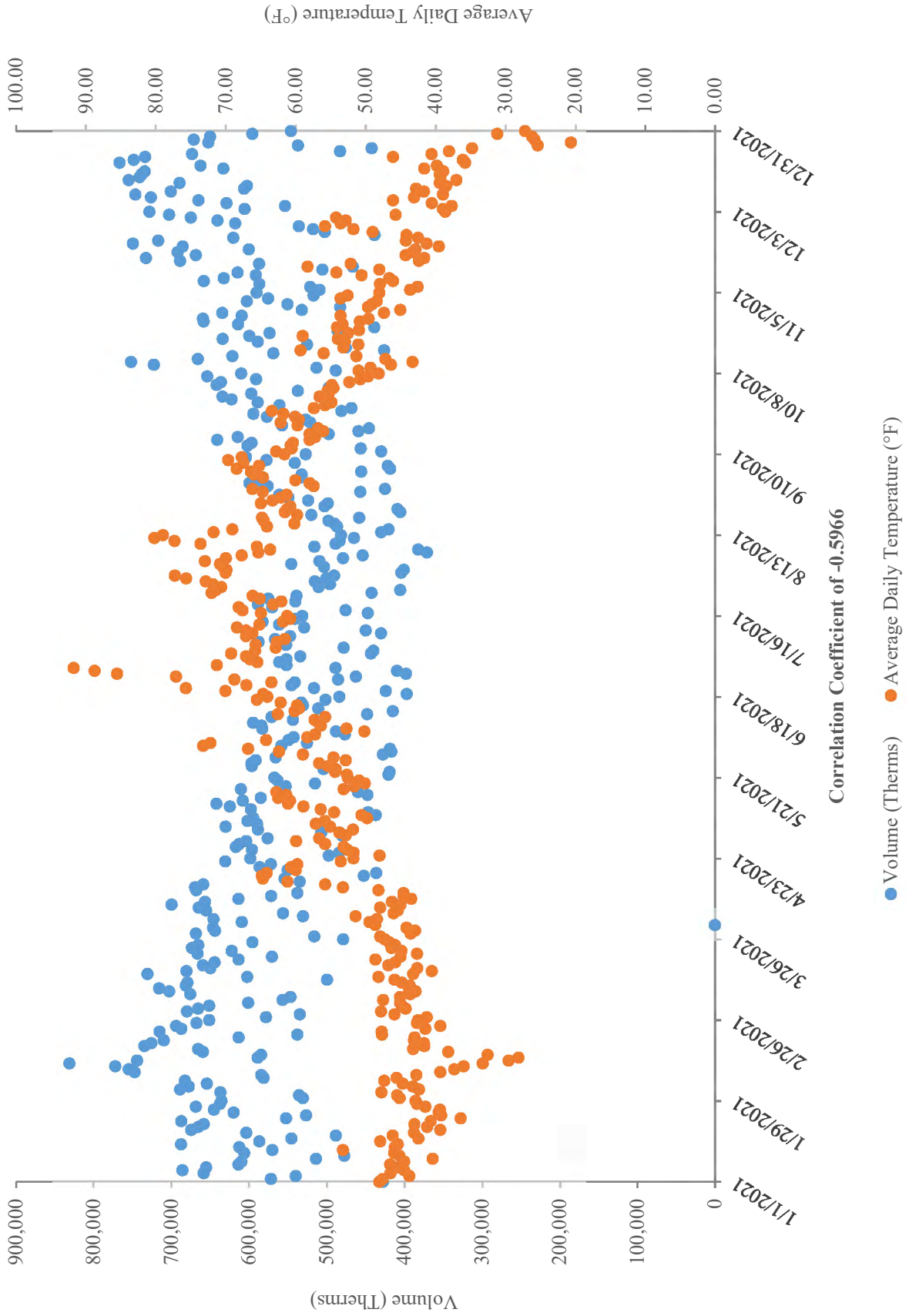
Correlation of Daily Volumes (Therms) and Average Daily Temperature (°F)
Transportation Customer Volumes
Calendar Year 2019



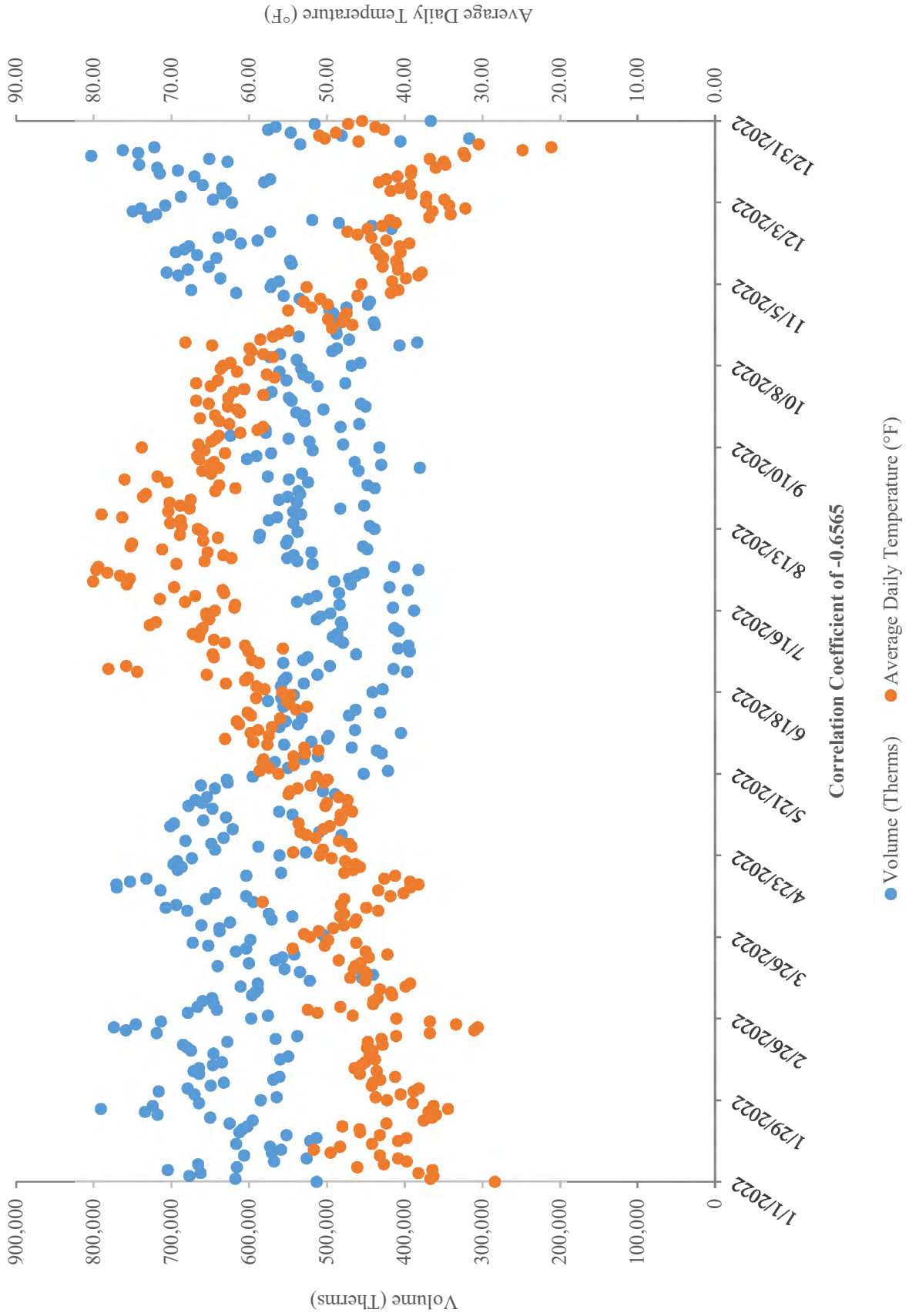
Correlation of Daily Volumes (Therms) and Average Daily Temperature (°F)
Transportation Customer Volumes
Calendar Year 2020



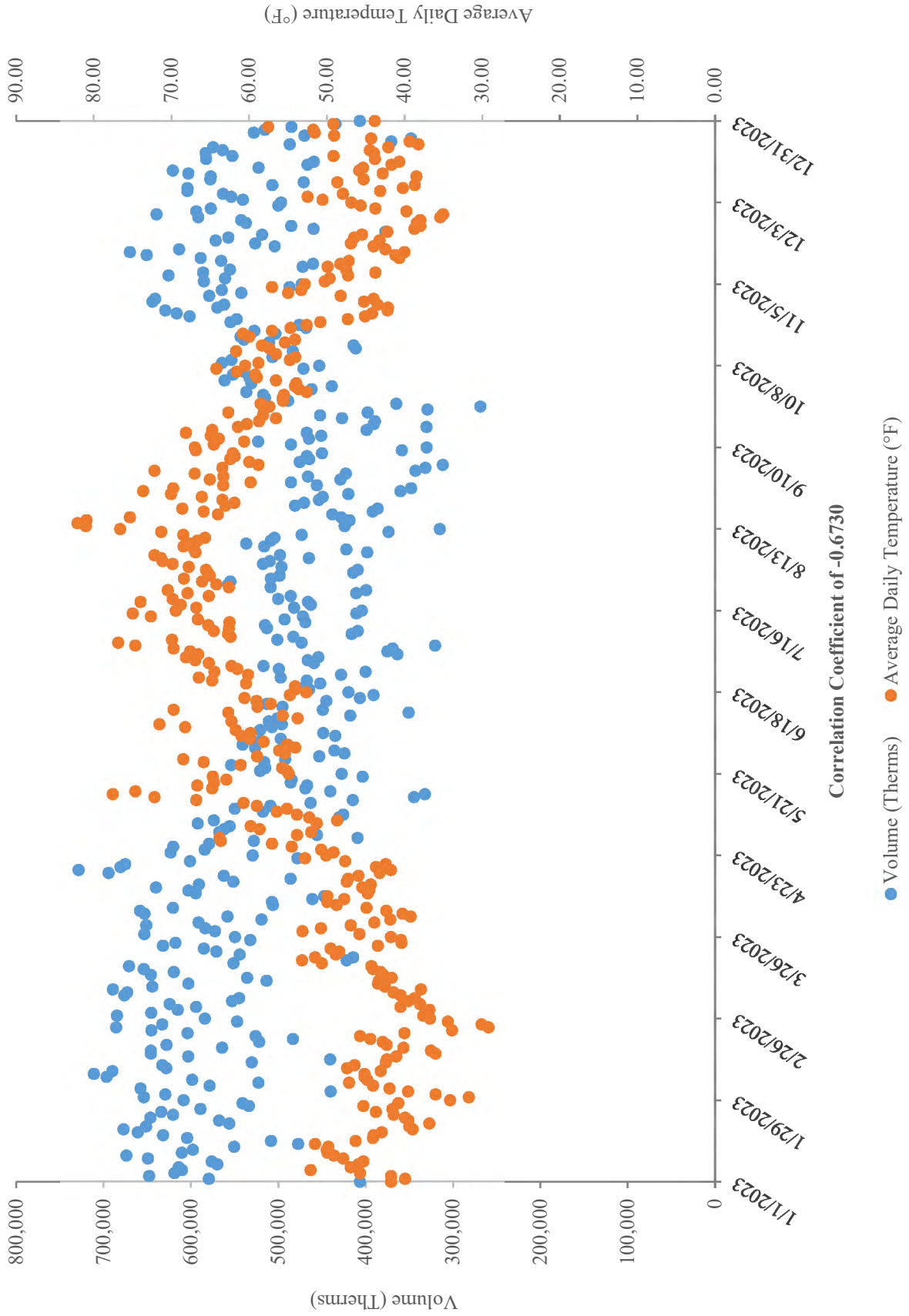
Correlation of Daily Volumes (Therms) and Average Daily Temperature (°F)
Transportation Customer Volumes
Calendar Year 2021



Correlation of Daily Volumes (Therms) and Average Daily Temperature (°F)
Transportation Customer Volumes
Calendar Year 2022



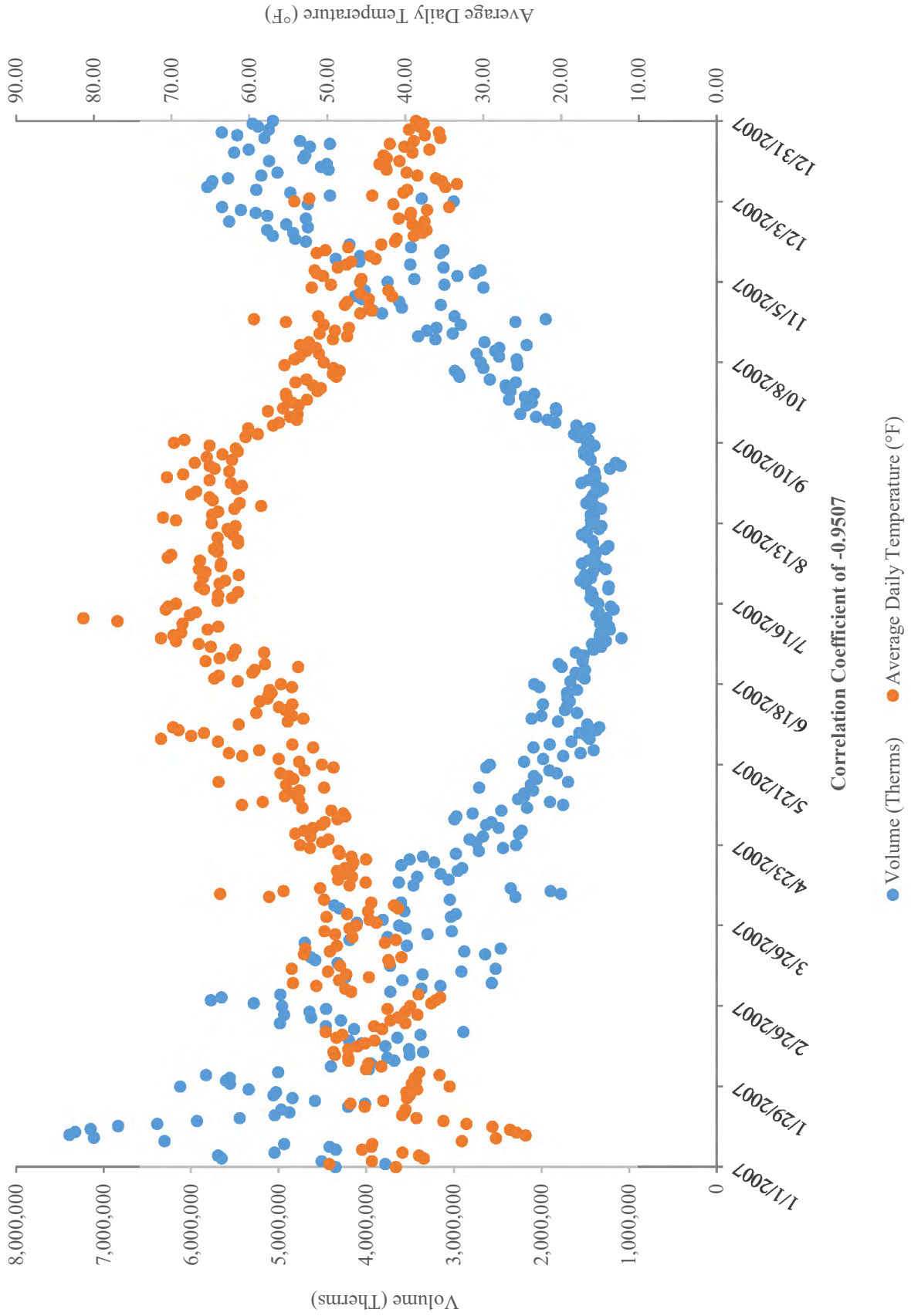
Correlation of Daily Volumes (Therms) and Average Daily Temperature (°F)
Transportation Customer Volumes
Calendar Year 2023



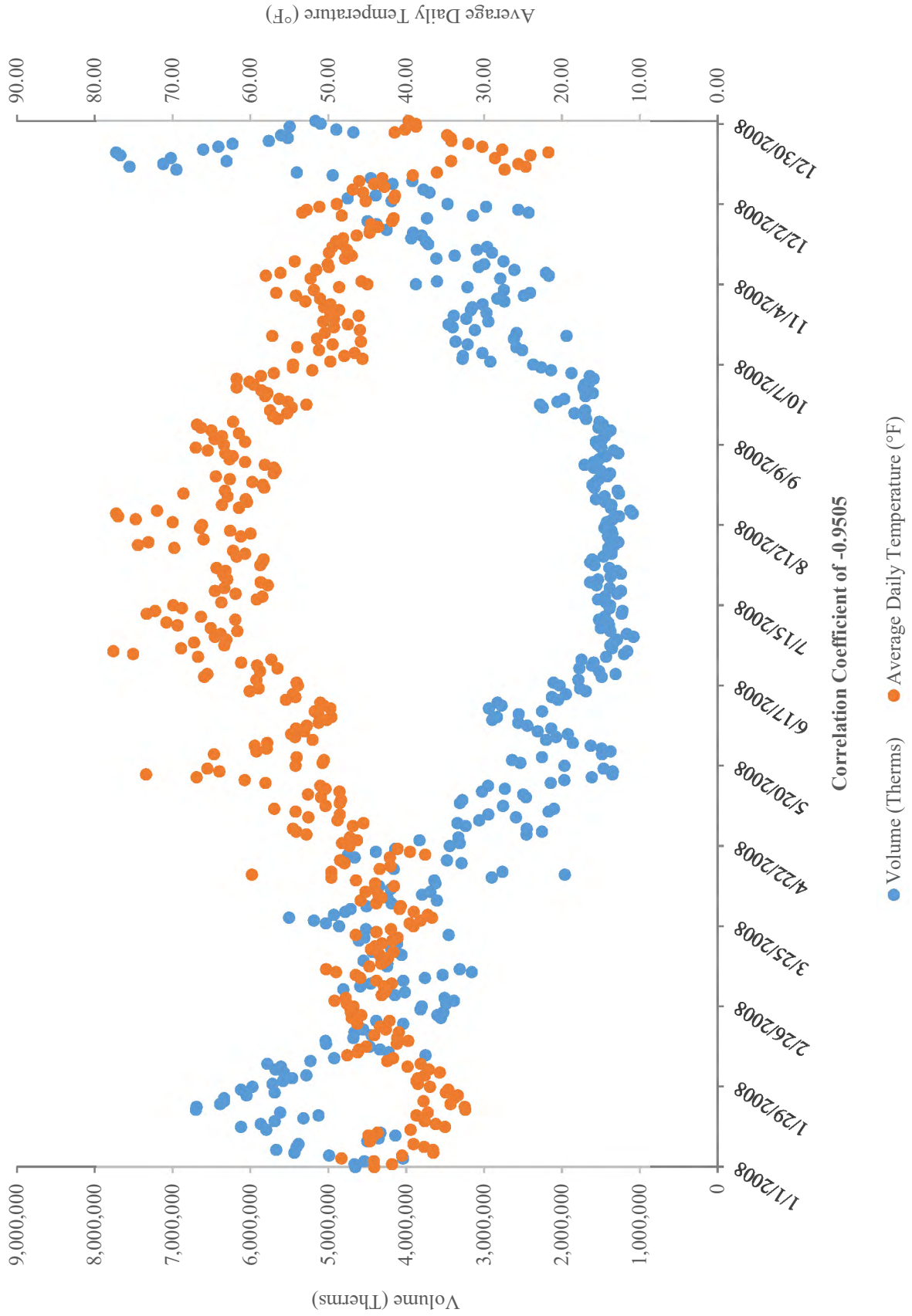
Total Customer Volumes

2007 - 2023

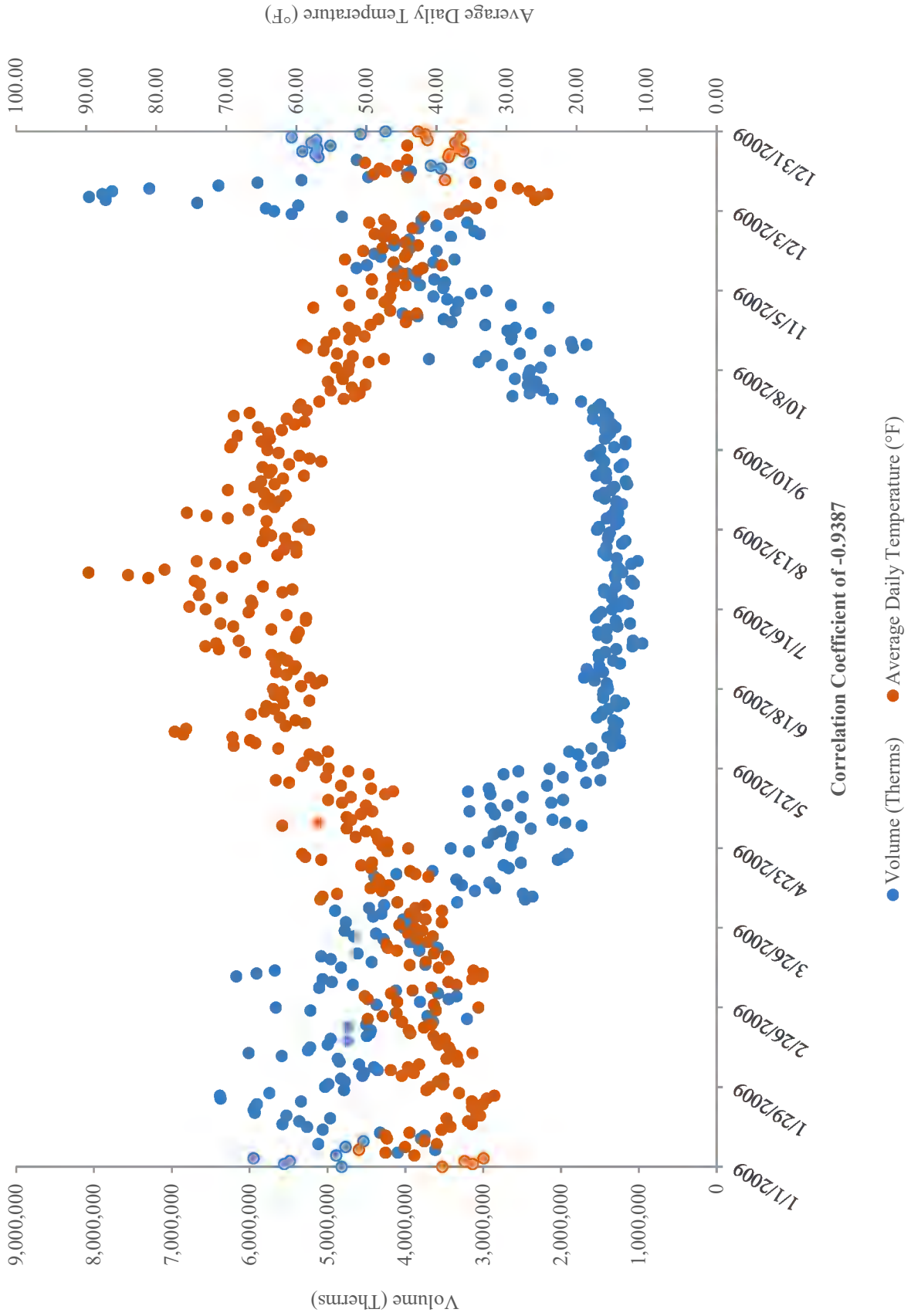
Correlation of Daily Volumes (Therms) and Average Daily Temperature (°F)
Total Customer Volumes
Calendar Year 2007



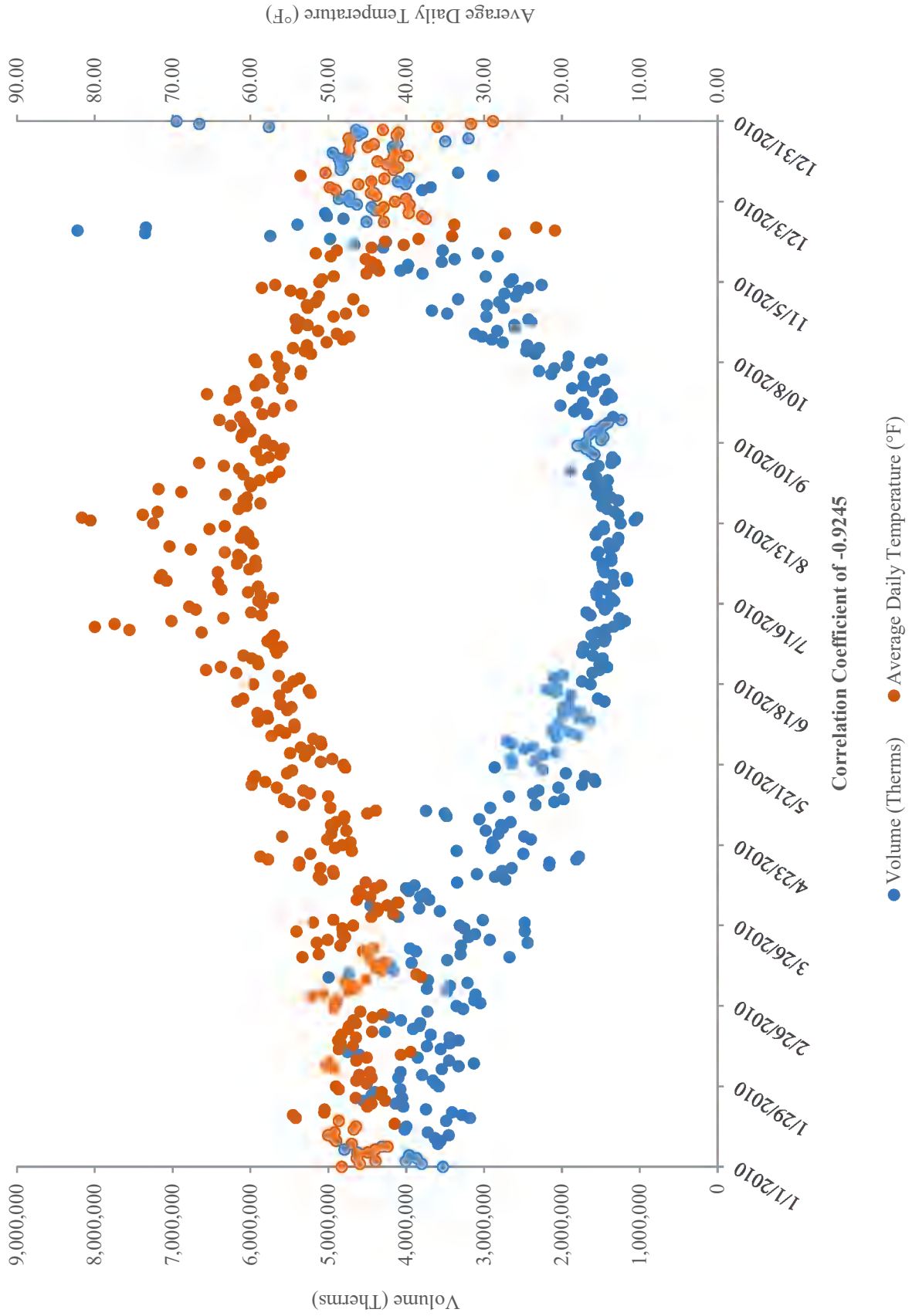
Correlation of Daily Volumes (Therms) and Average Daily Temperature (°F)
Total Customer Volumes
Calendar Year 2008



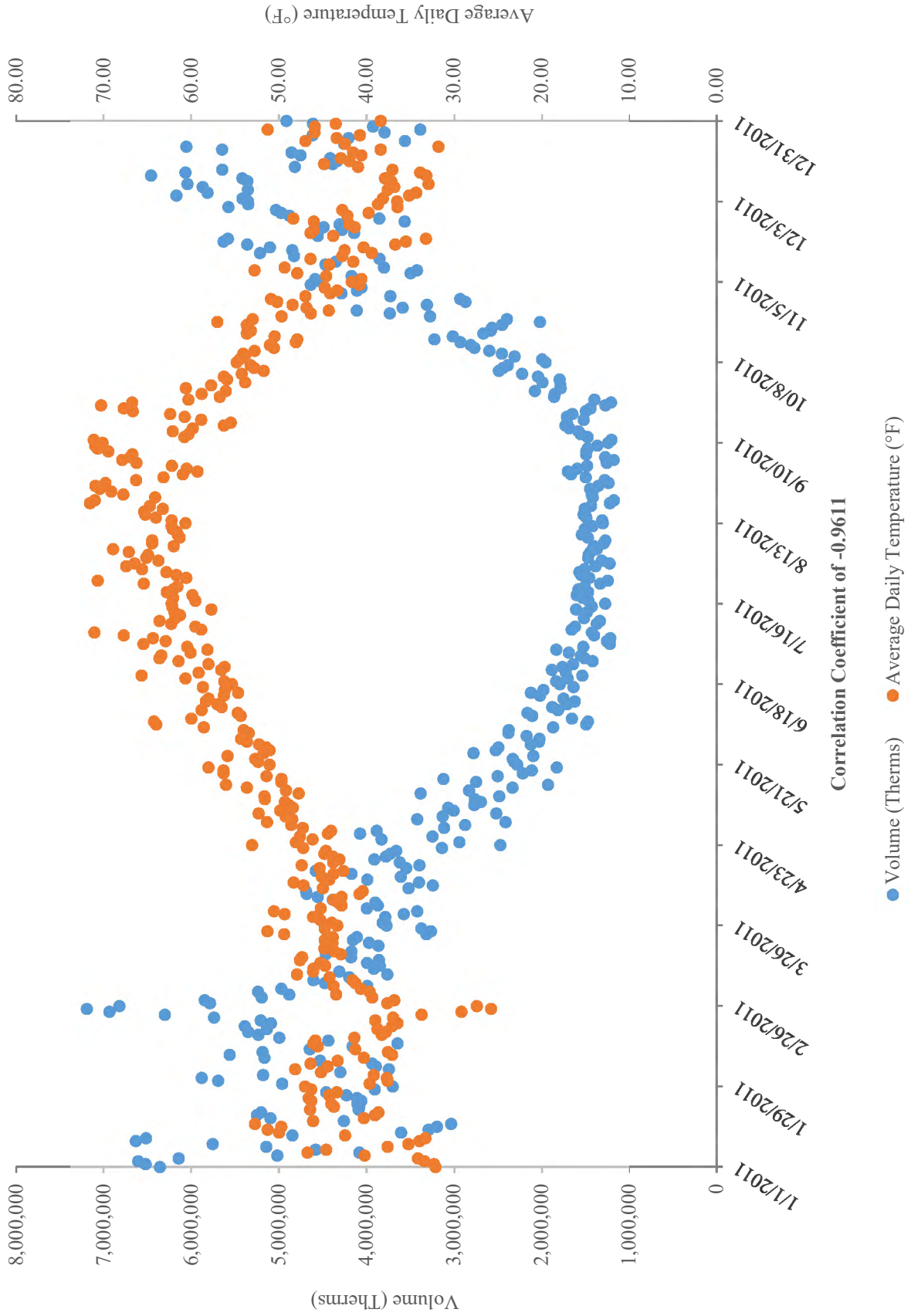
Correlation of Daily Volumes (Therms) and Average Daily Temperature (°F)
Total Customer Volumes
Calendar Year 2009



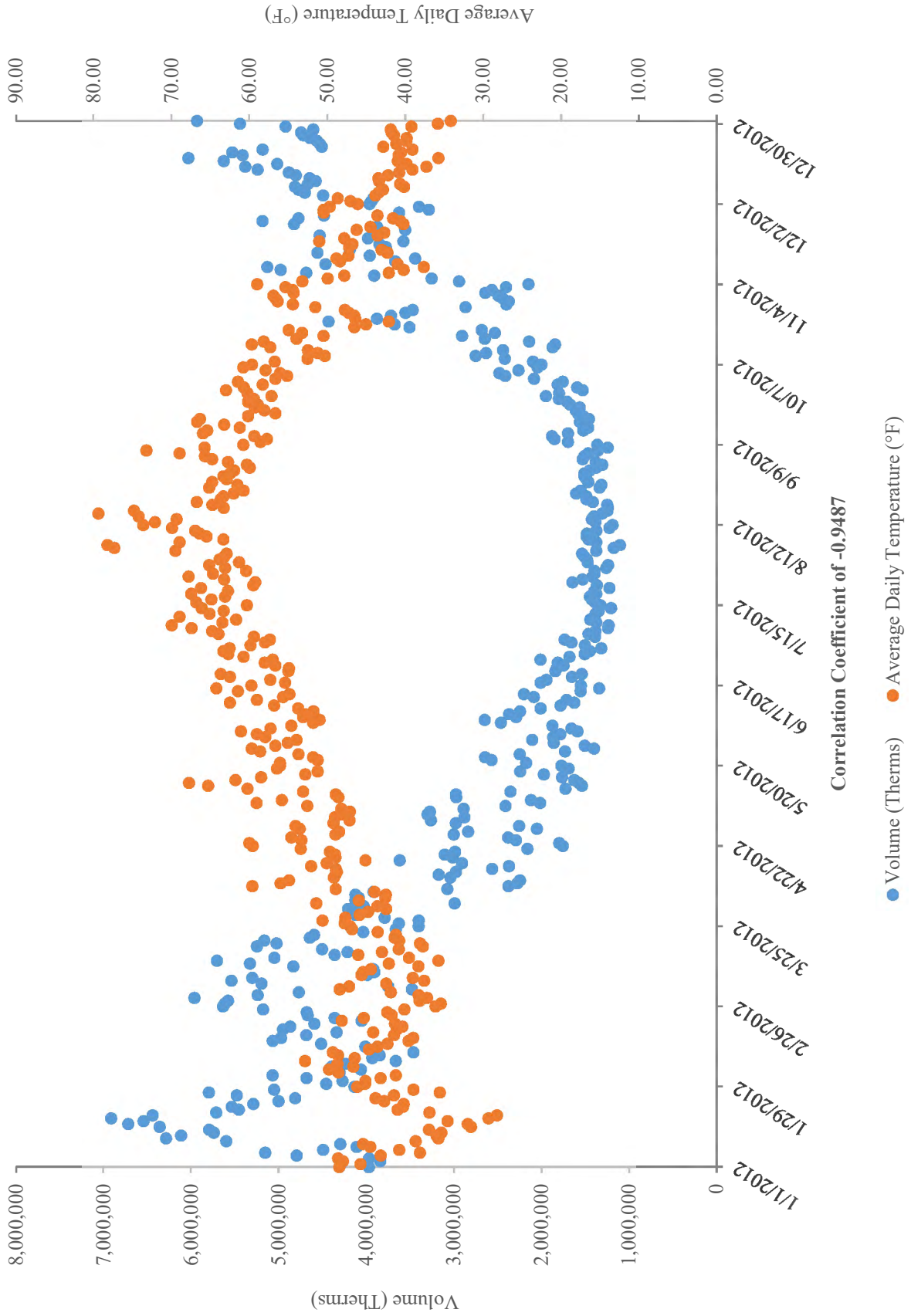
Correlation of Daily Volumes (Therms) and Average Daily Temperature (°F)
Total Customer Volumes
Calendar Year 2010



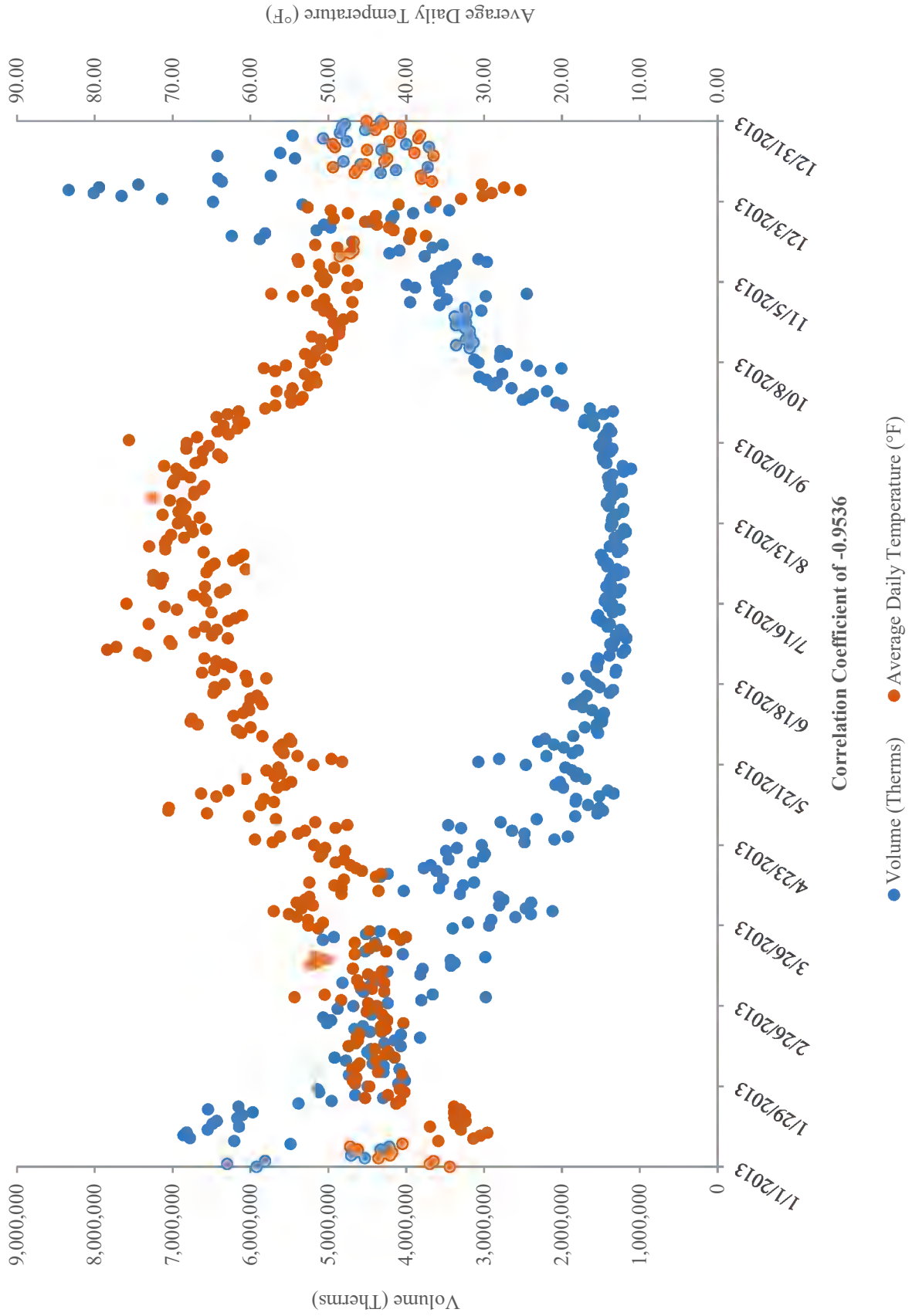
Correlation of Daily Volumes (Therms) and Average Daily Temperature (°F)
Total Customer Volumes
Calendar Year 2011



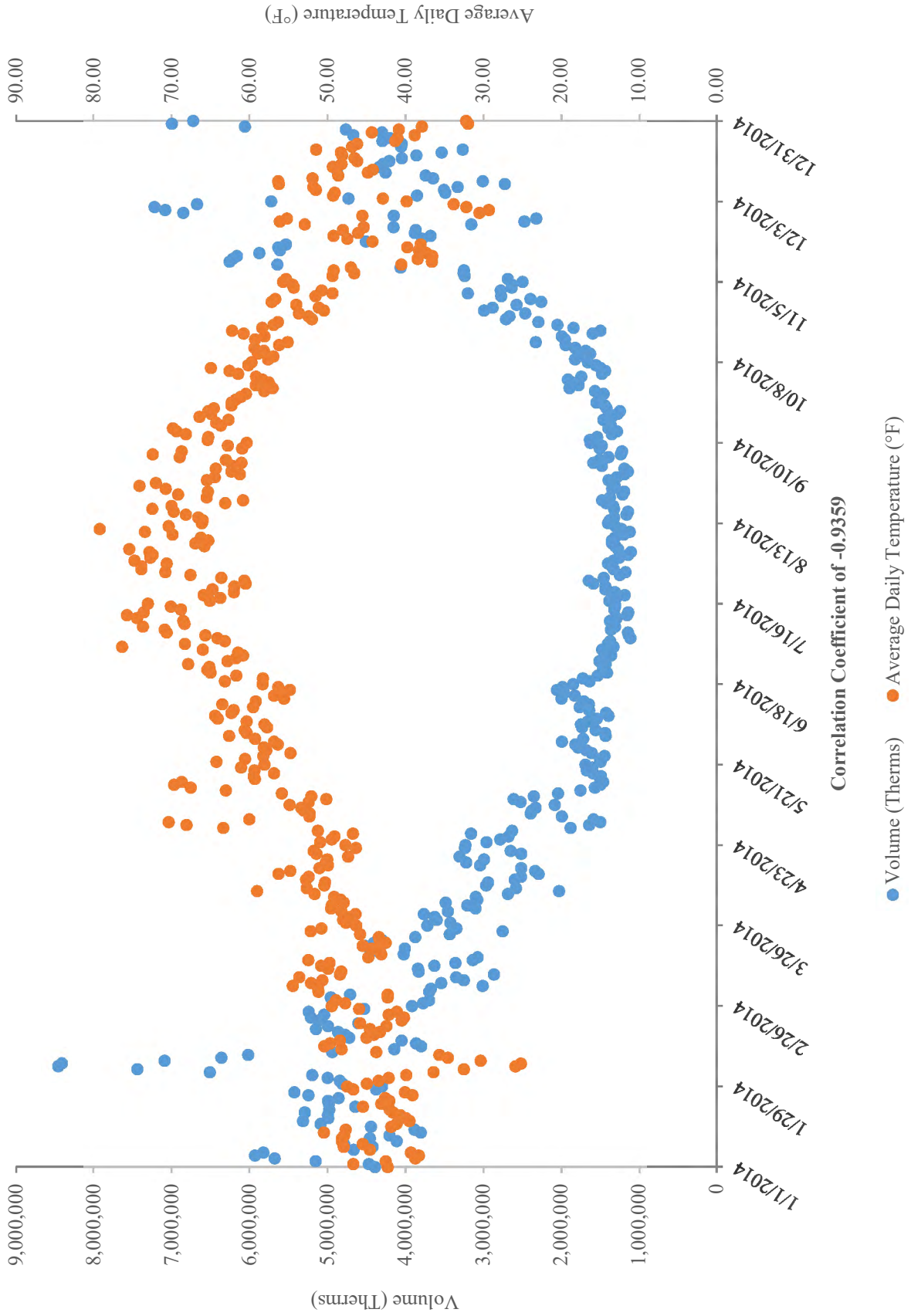
Correlation of Daily Volumes (Therms) and Average Daily Temperature (°F)
Total Customer Volumes
Calendar Year 2012



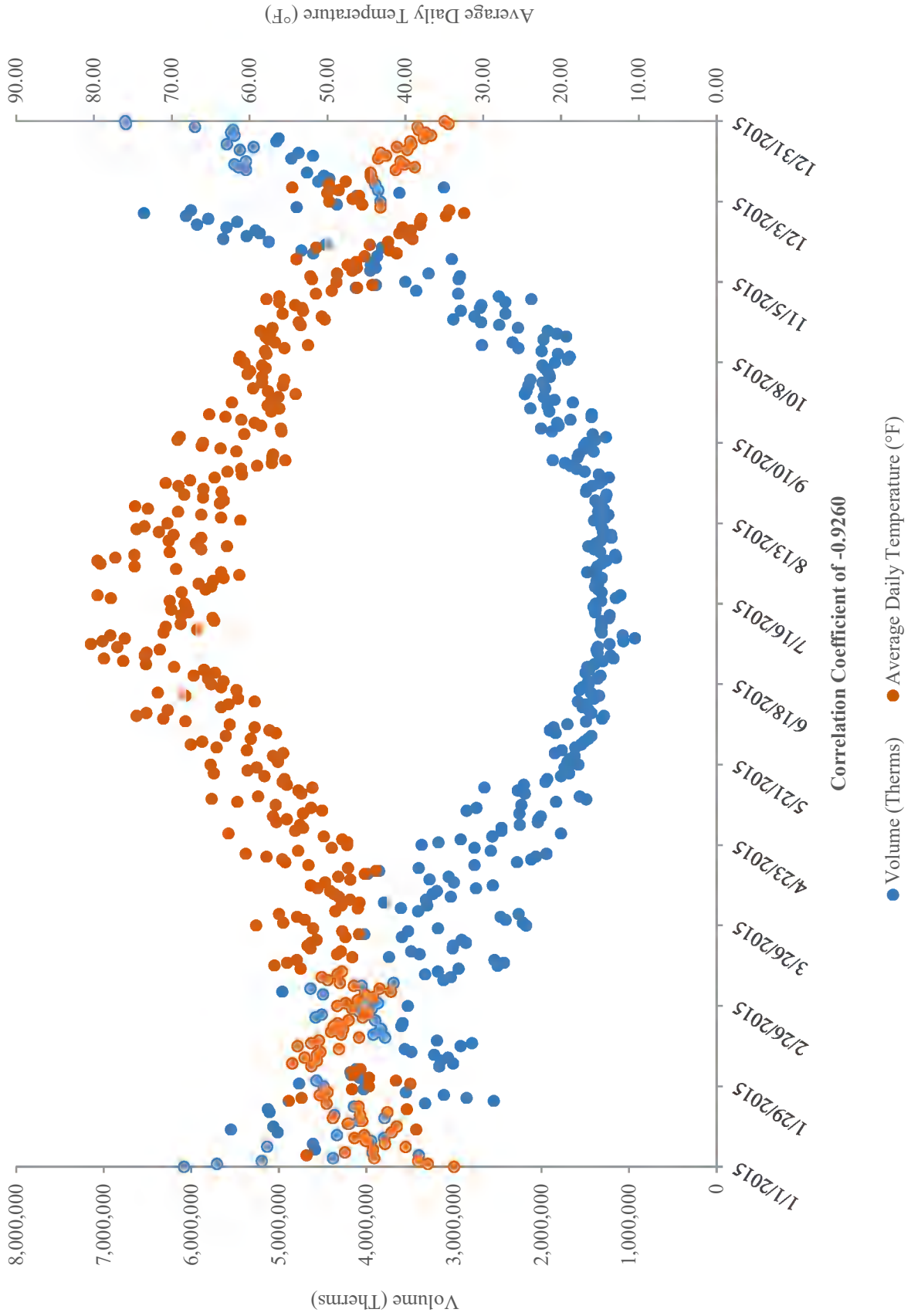
Correlation of Daily Volumes (Therms) and Average Daily Temperature (°F)
Total Customer Volumes
Calendar Year 2013



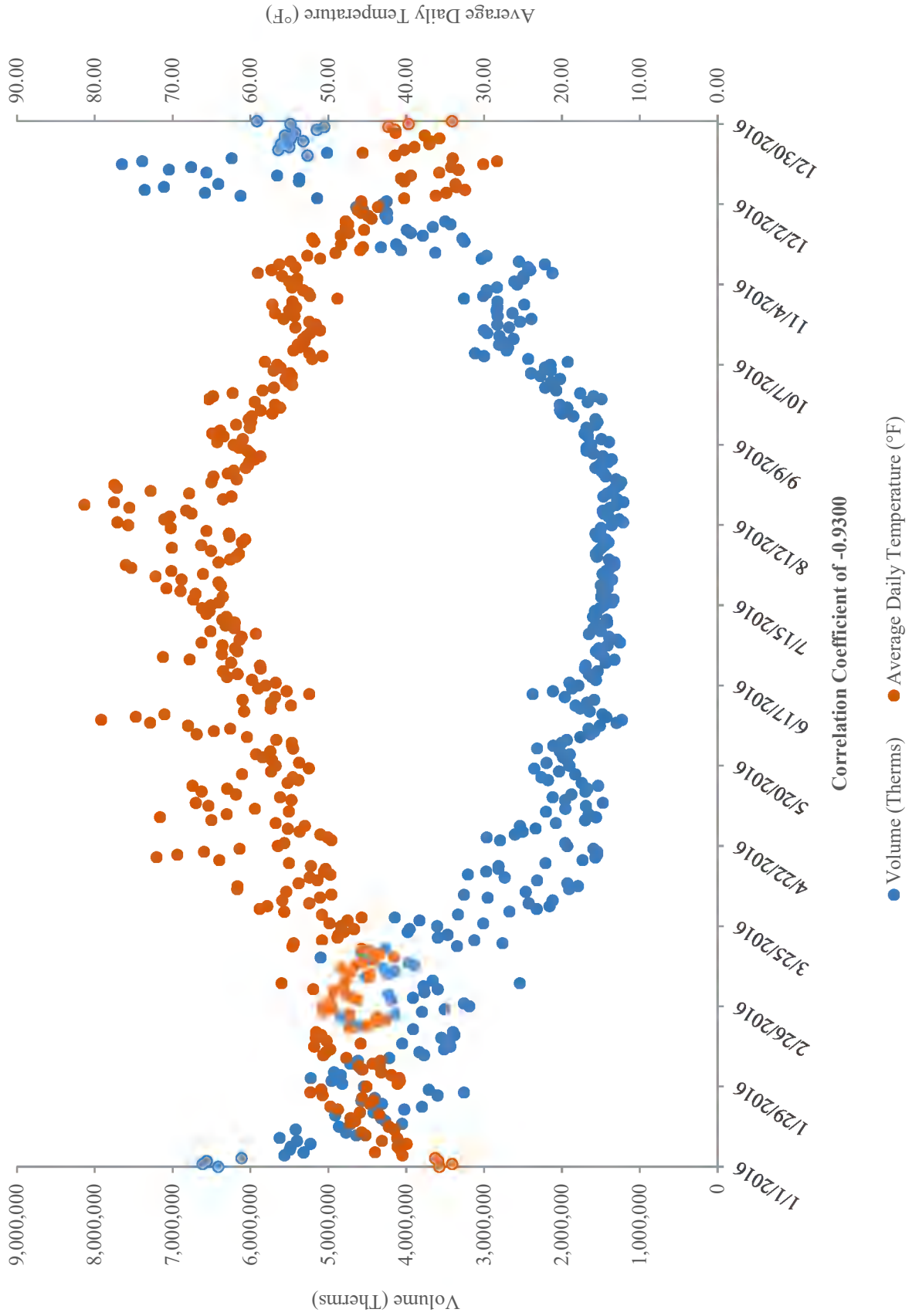
Correlation of Daily Volumes (Therms) and Average Daily Temperature (°F)
Total Customer Volumes
Calendar Year 2014



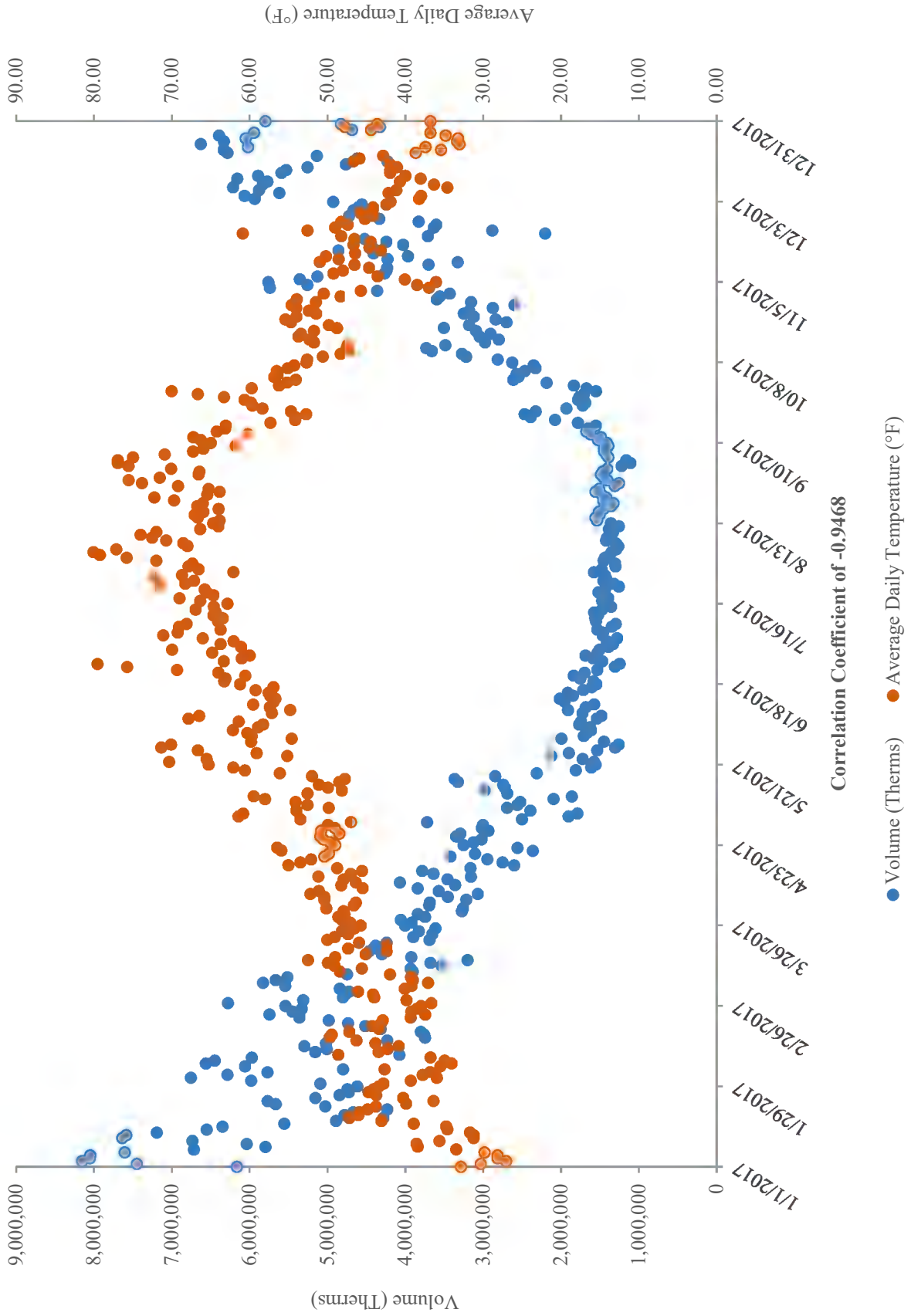
Correlation of Daily Volumes (Therms) and Average Daily Temperature (°F)
Total Customer Volumes
Calendar Year 2015



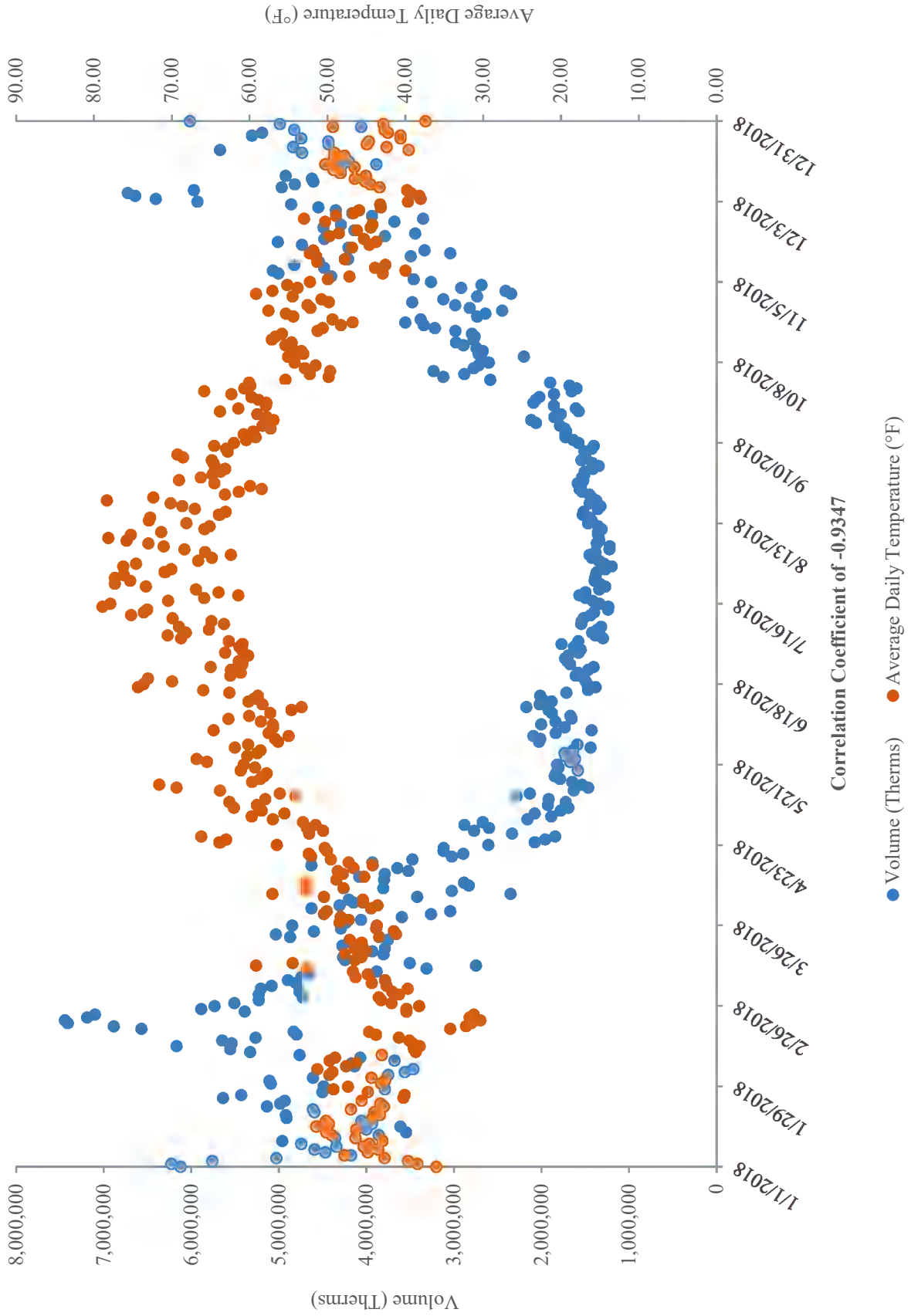
Correlation of Daily Volumes (Therms) and Average Daily Temperature (°F)
Total Customer Volumes
Calendar Year 2016



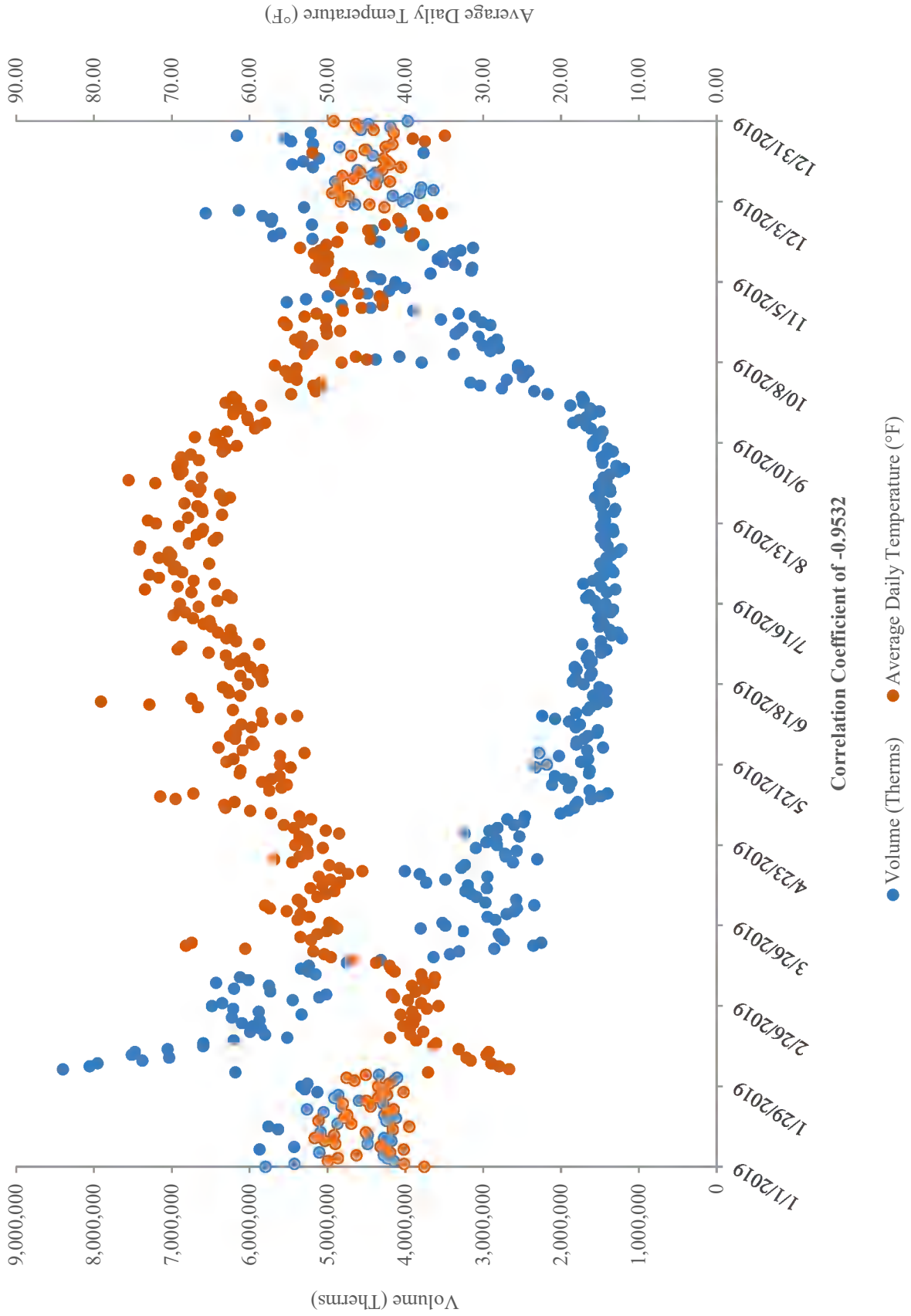
Correlation of Daily Volumes (Therms) and Average Daily Temperature (°F)
Total Customer Volumes
Calendar Year 2017



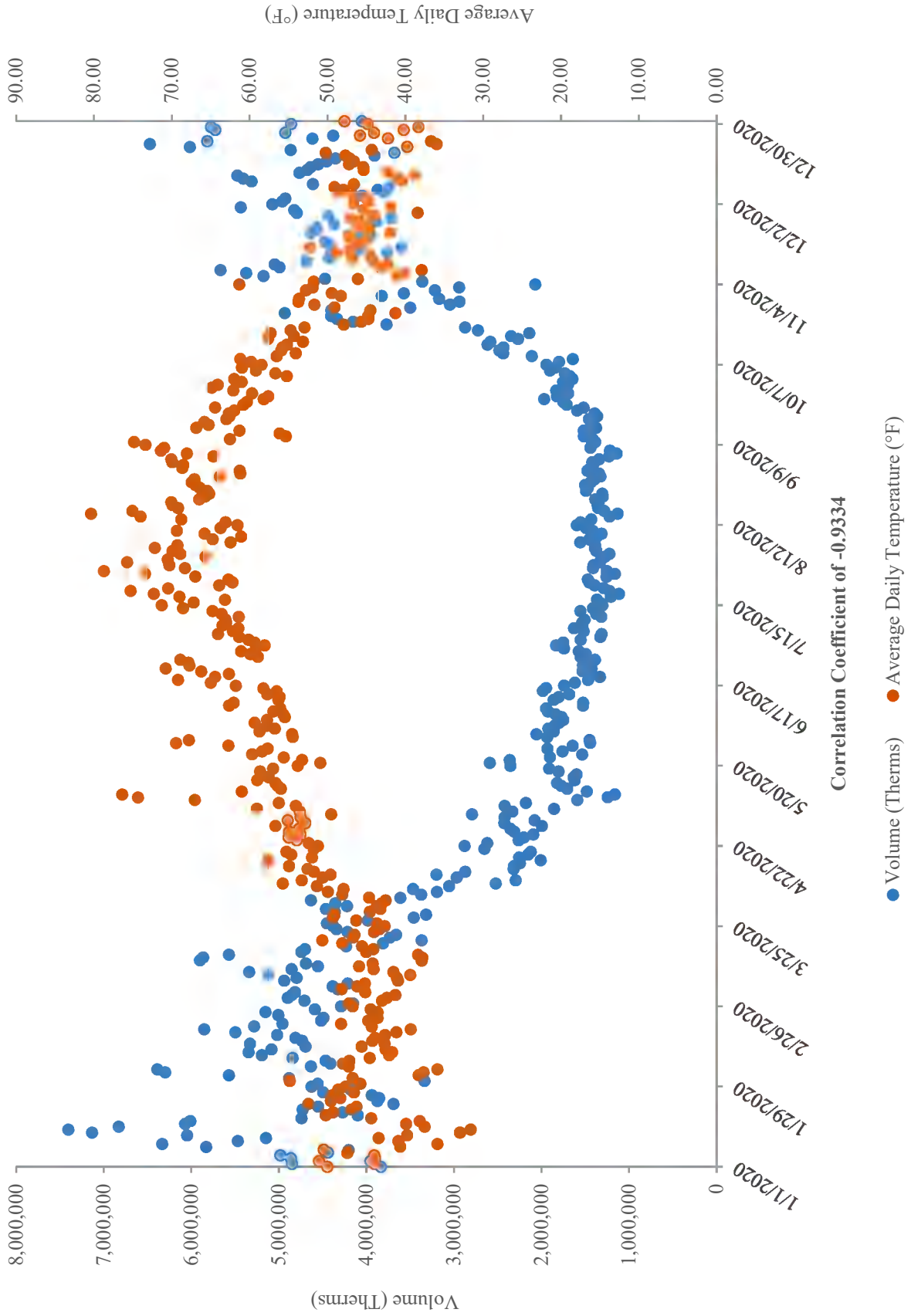
Correlation of Daily Volumes (Therms) and Average Daily Temperature (°F)
Total Customer Volumes
Calendar Year 2018



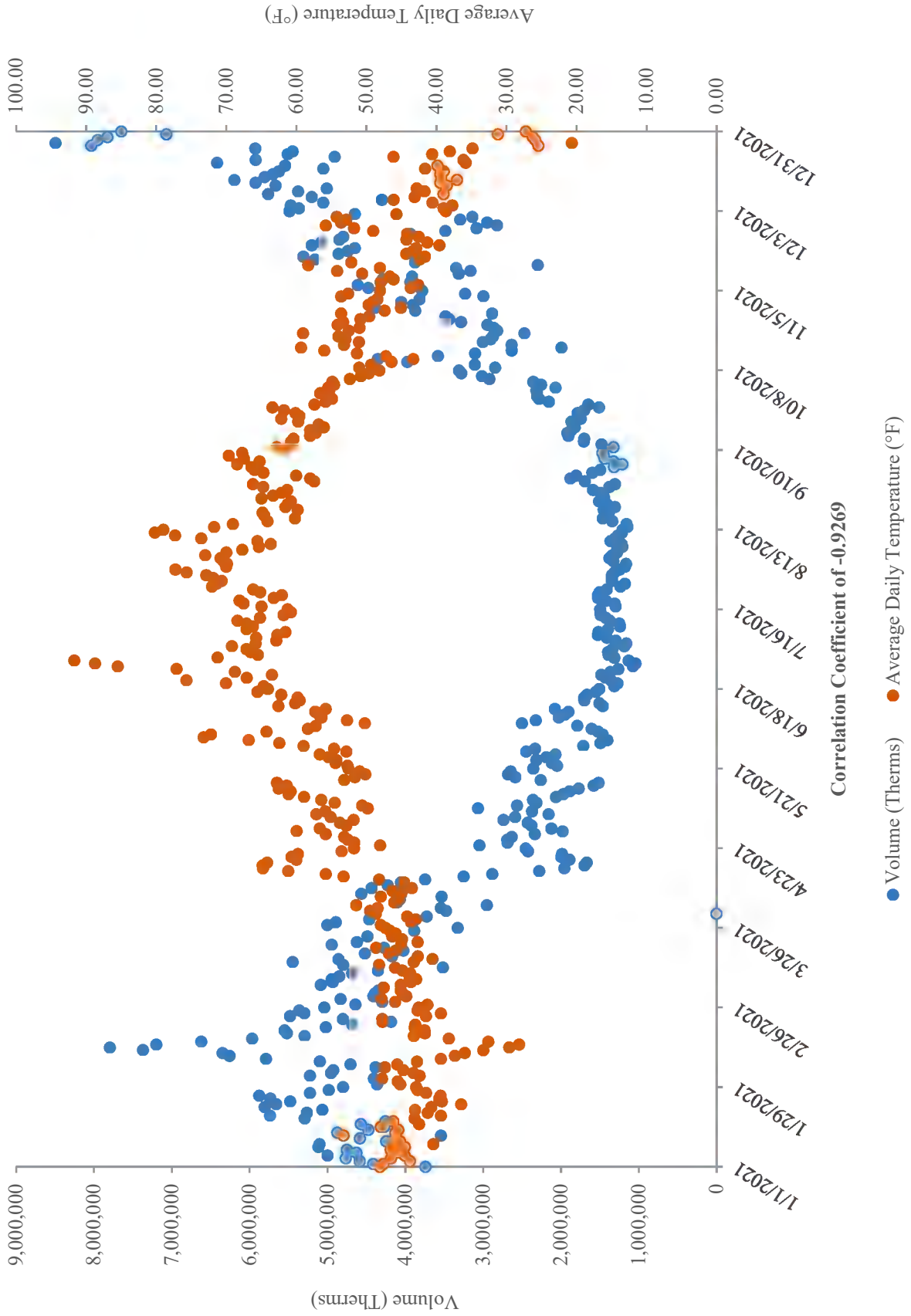
Correlation of Daily Volumes (Therms) and Average Daily Temperature (°F)
Total Customer Volumes
Calendar Year 2019



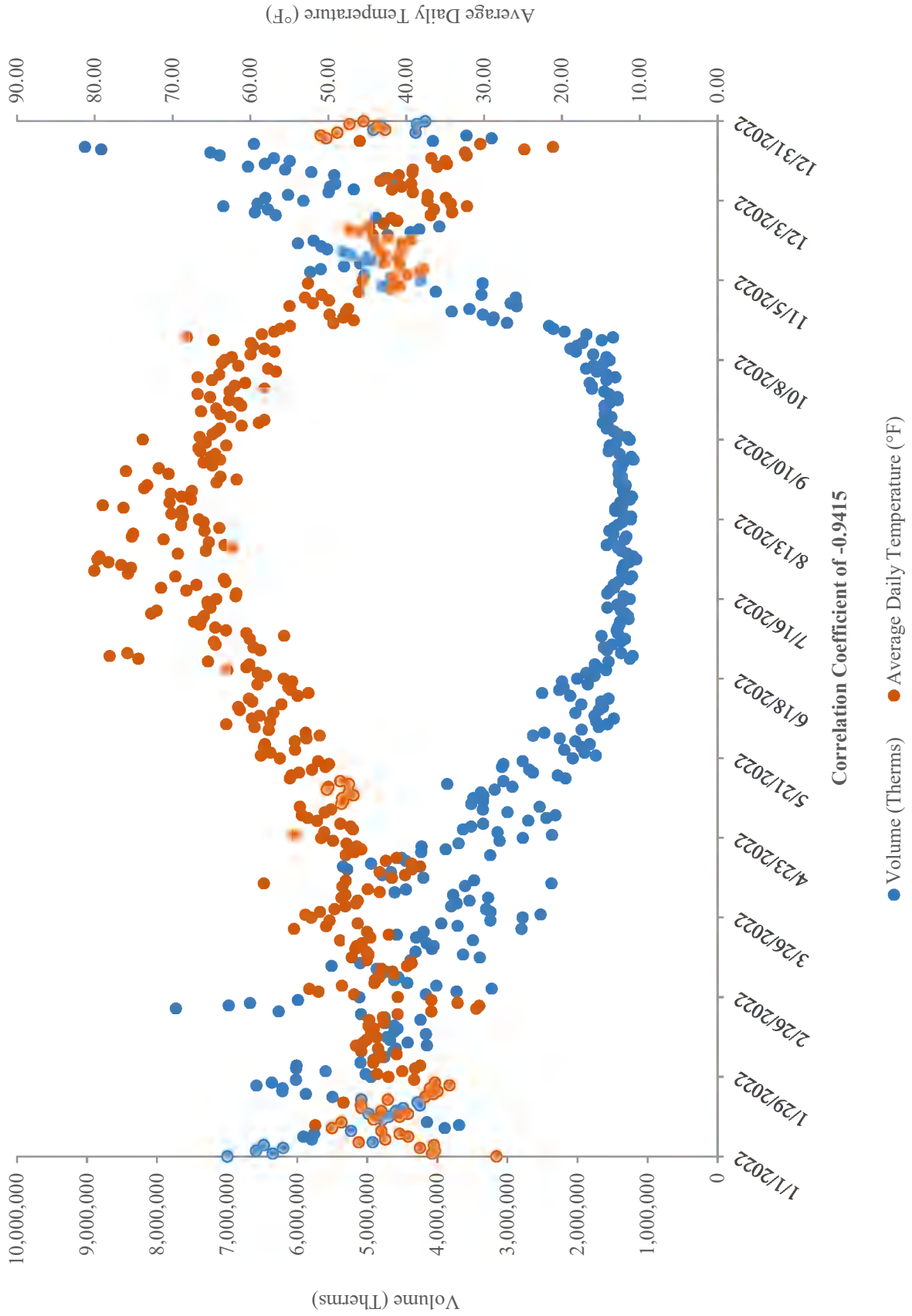
Correlation of Daily Volumes (Therms) and Average Daily Temperature (°F)
Total Customer Volumes
Calendar Year 2020



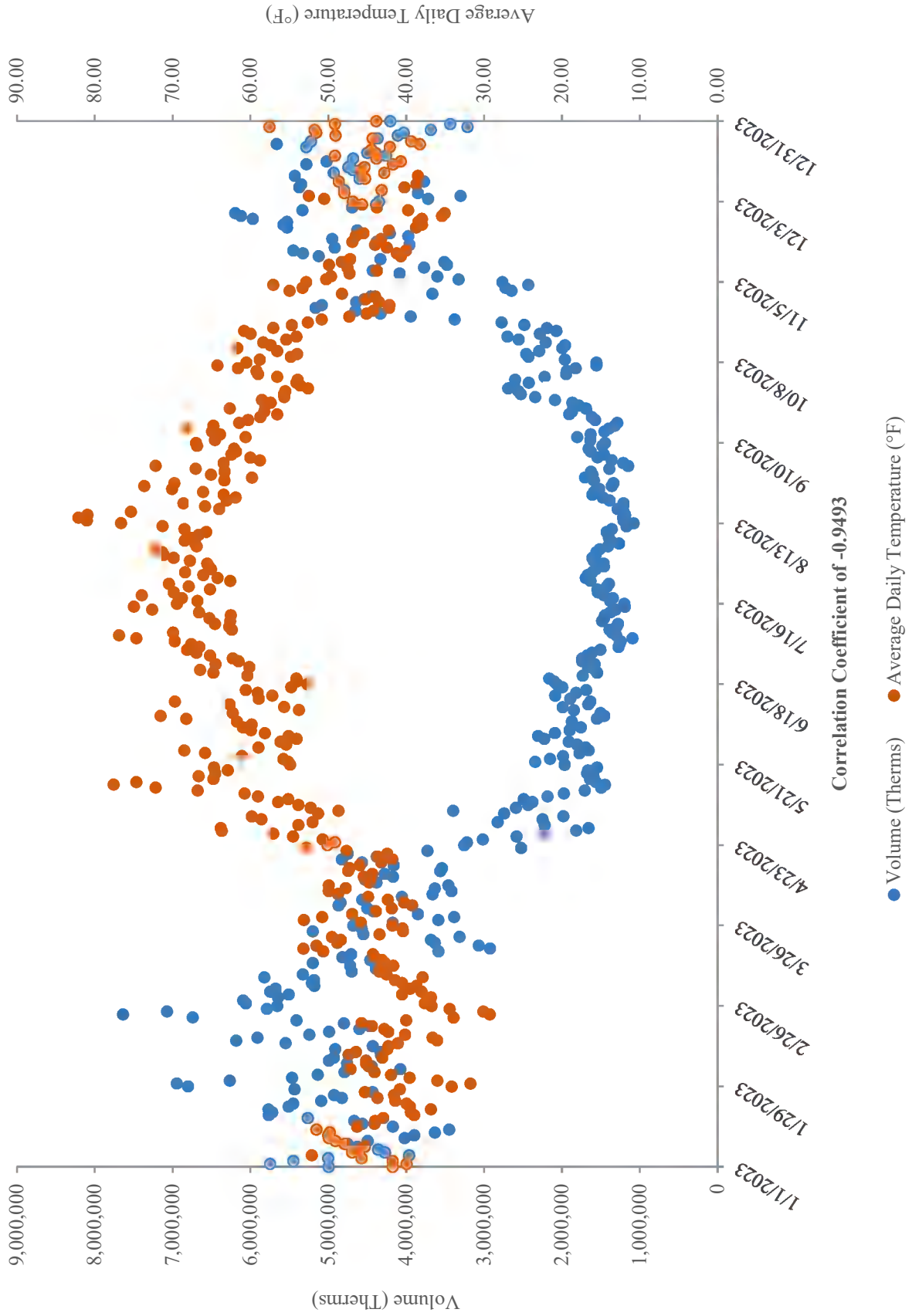
Correlation of Daily Volumes (Therms) and Average Daily Temperature (°F)
Total Customer Volumes
Calendar Year 2021



Correlation of Daily Volumes (Therms) and Average Daily Temperature (°F)
Total Customer Volumes
Calendar Year 2022



Correlation of Daily Volumes (Therms) and Average Daily Temperature (°F)
Total Customer Volumes
Calendar Year 2023



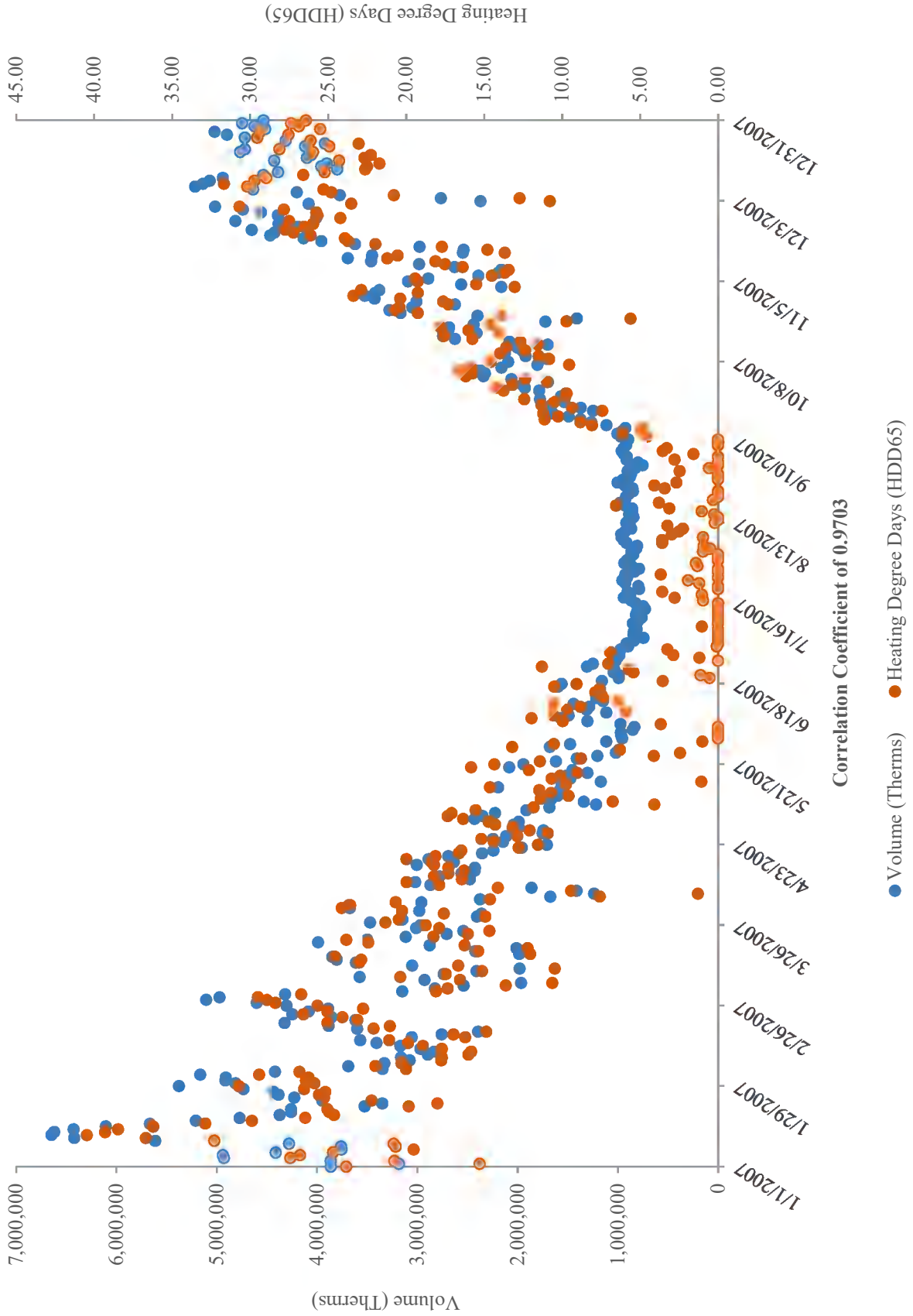
**Correlation of Daily Volumes (Therms) and
Heating Degree Days (HDD)**

2007 - 2023

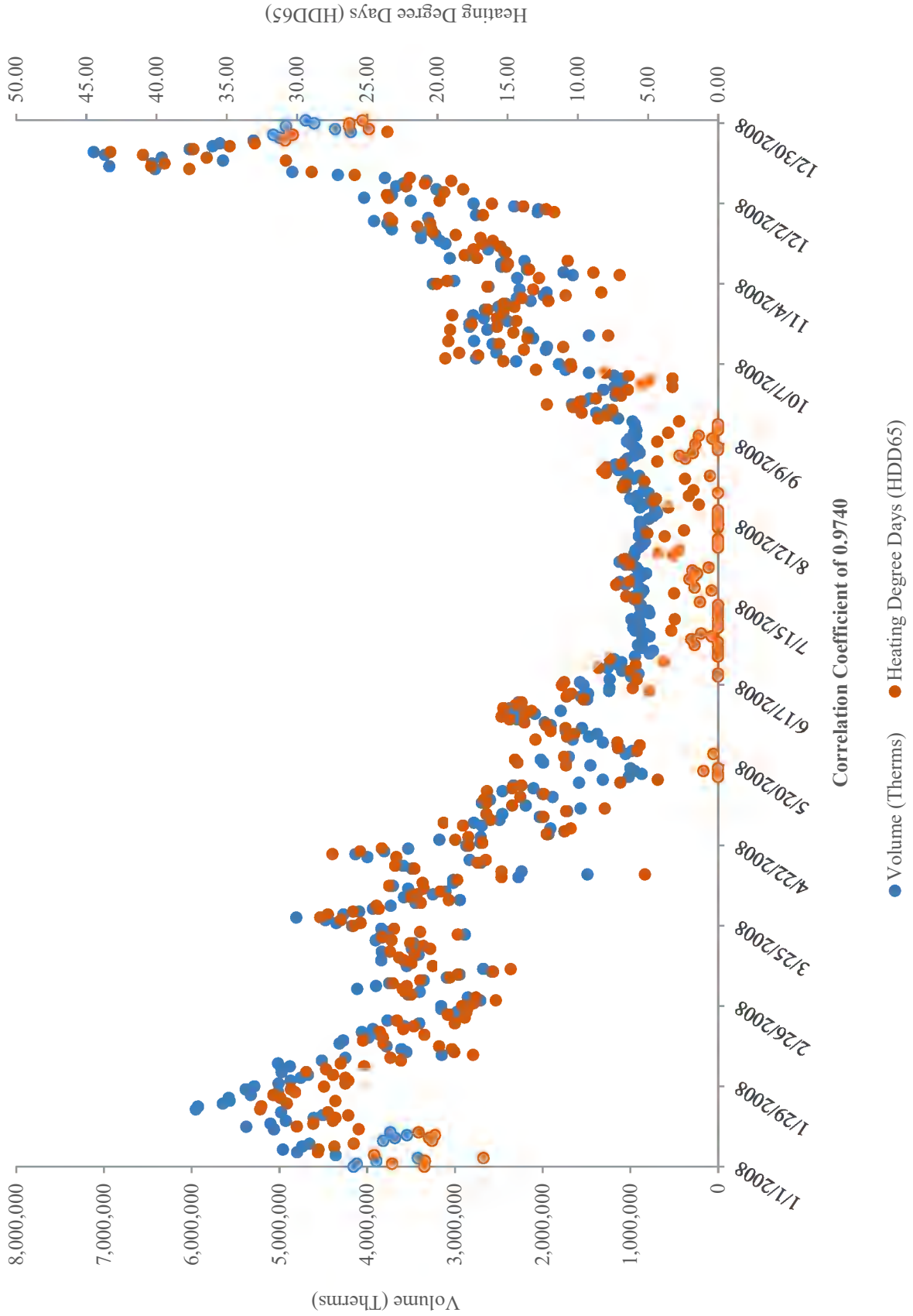
Firm and Interruptible Customer Volumes

2007 - 2023

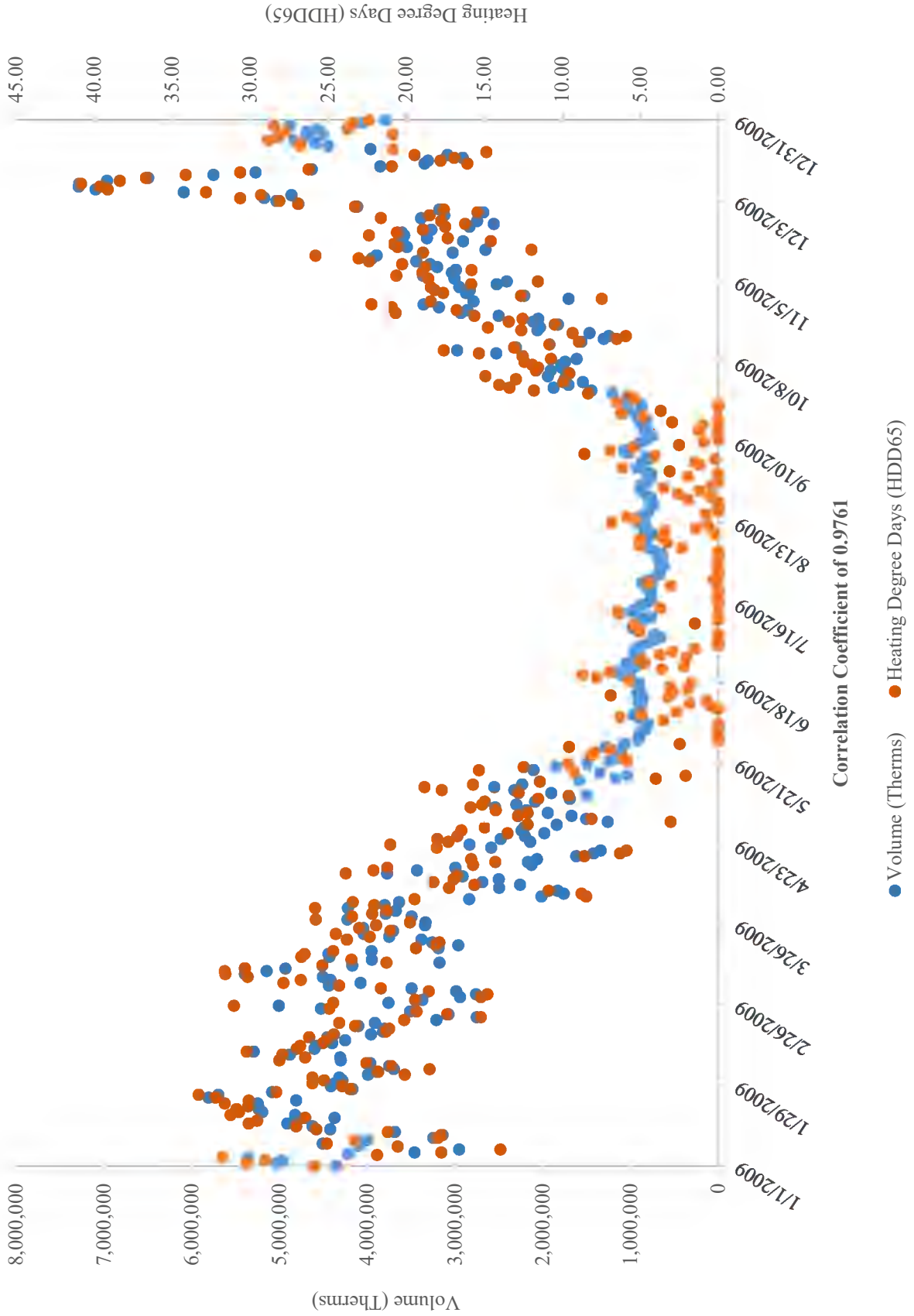
Correlation of Daily Volumes (Therms) and Heating Degree Days (HDD65)
Firm and Interruptible Customer Volumes
Calendar Year 2007



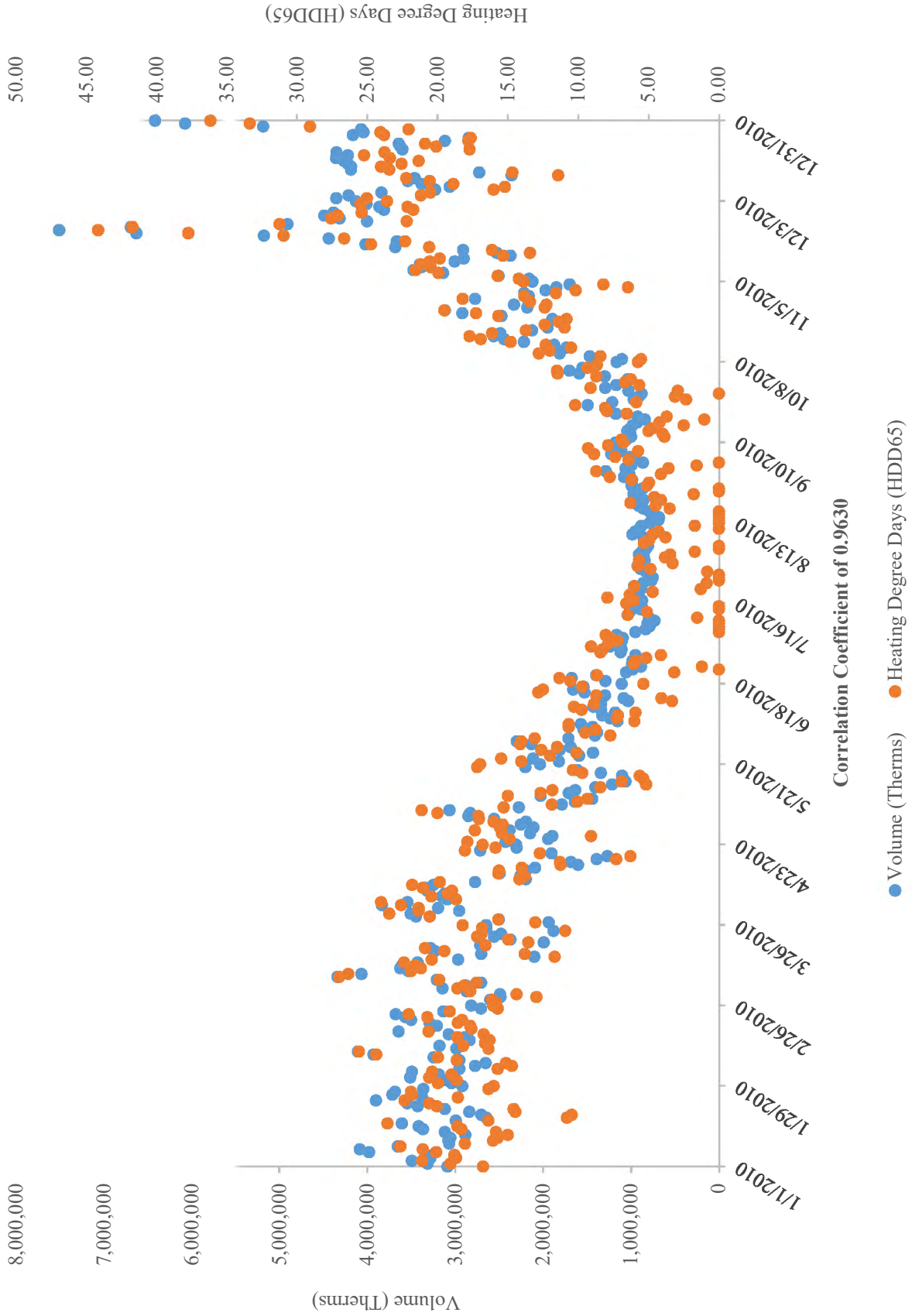
Correlation of Daily Volumes (Therms) and Heating Degree Days (HDD65)
Firm and Interruptible Customer Volumes
Calendar Year 2008



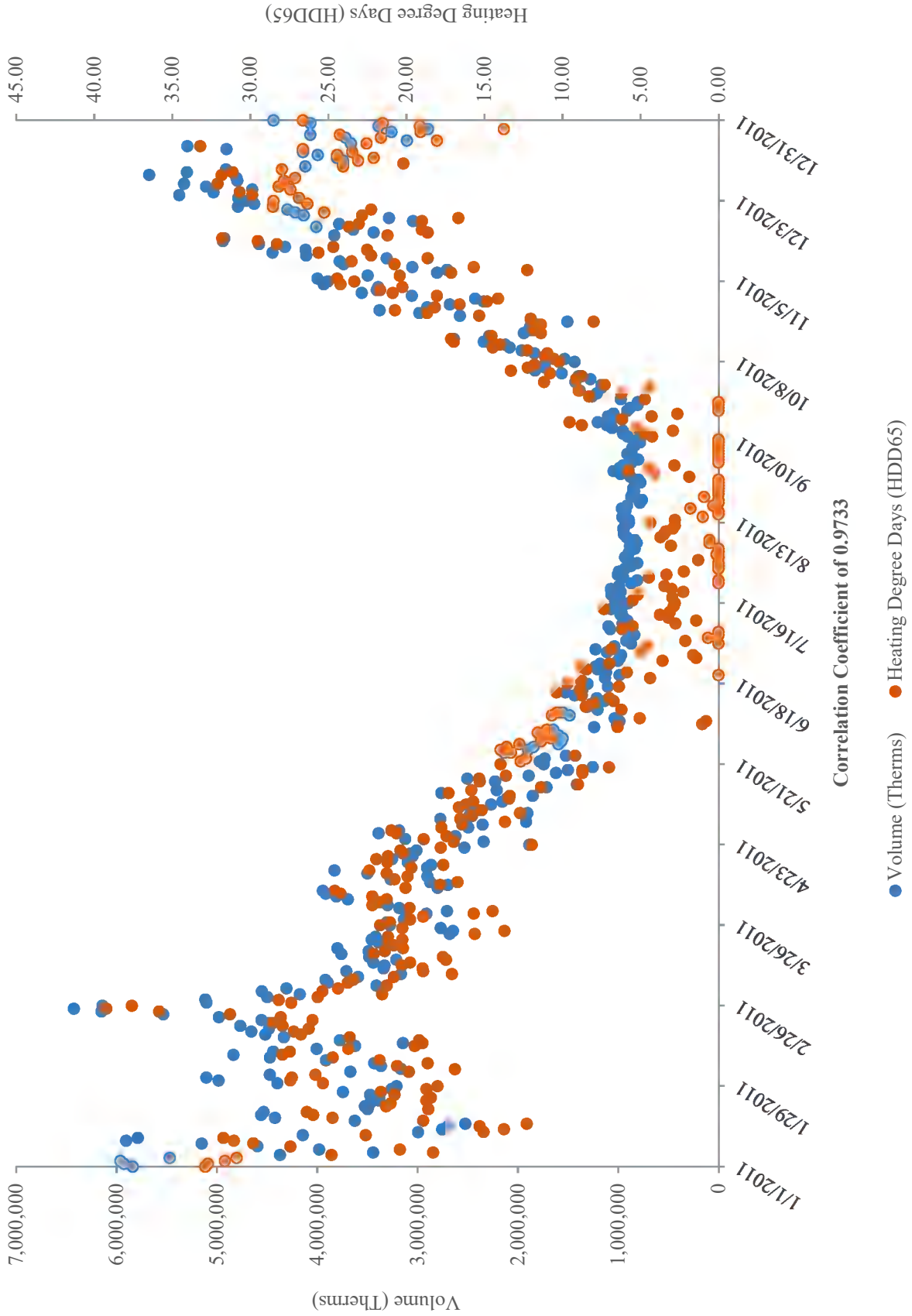
Correlation of Daily Volumes (Therms) and Heating Degree Days (HDD65)
Firm and Interruptible Customer Volumes
Calendar Year 2009



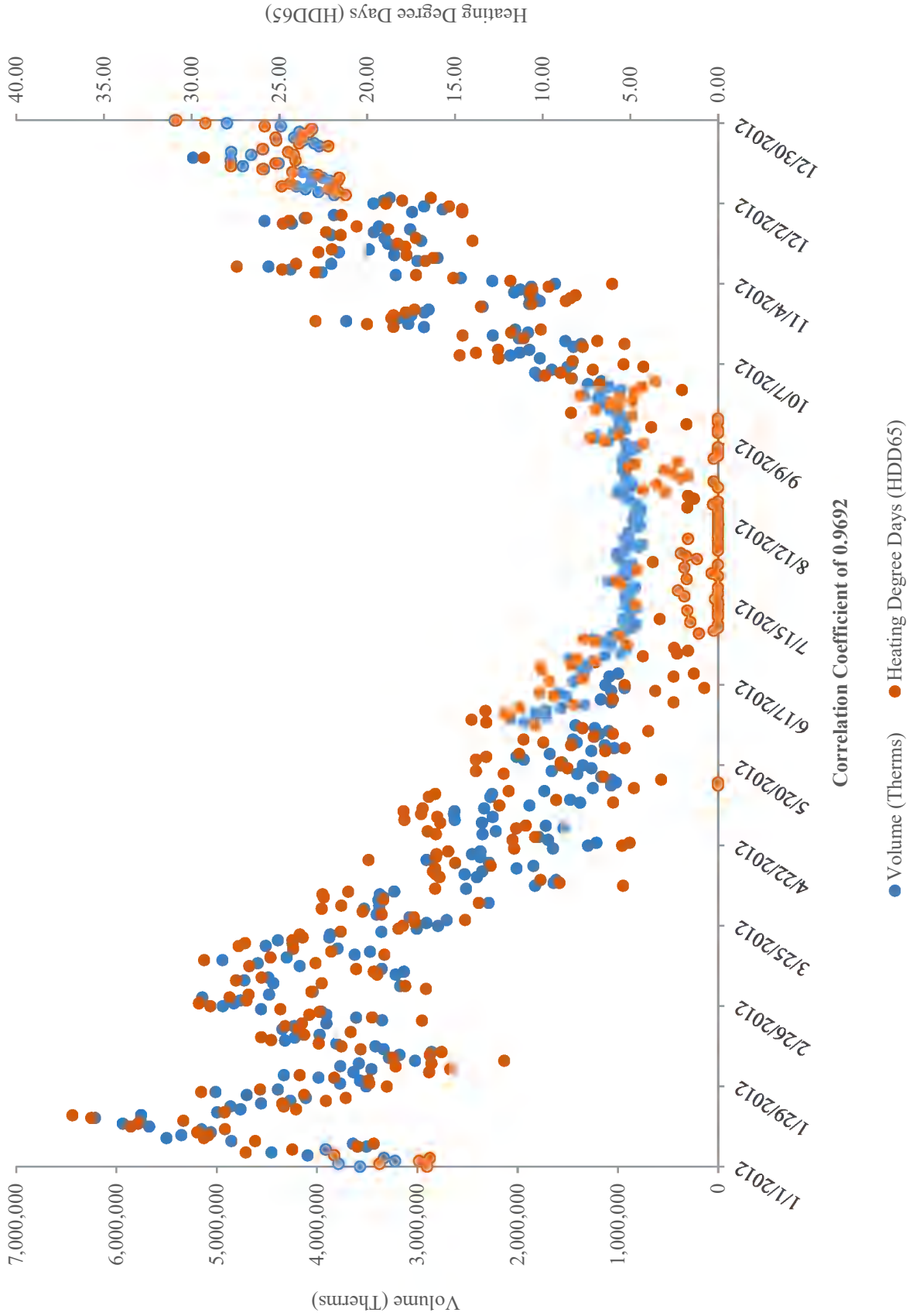
**Correlation of Daily Volumes (Therms) and Heating Degree Days (HDD65)
Firm and Interruptible Customer Volumes
Calendar Year 2010**



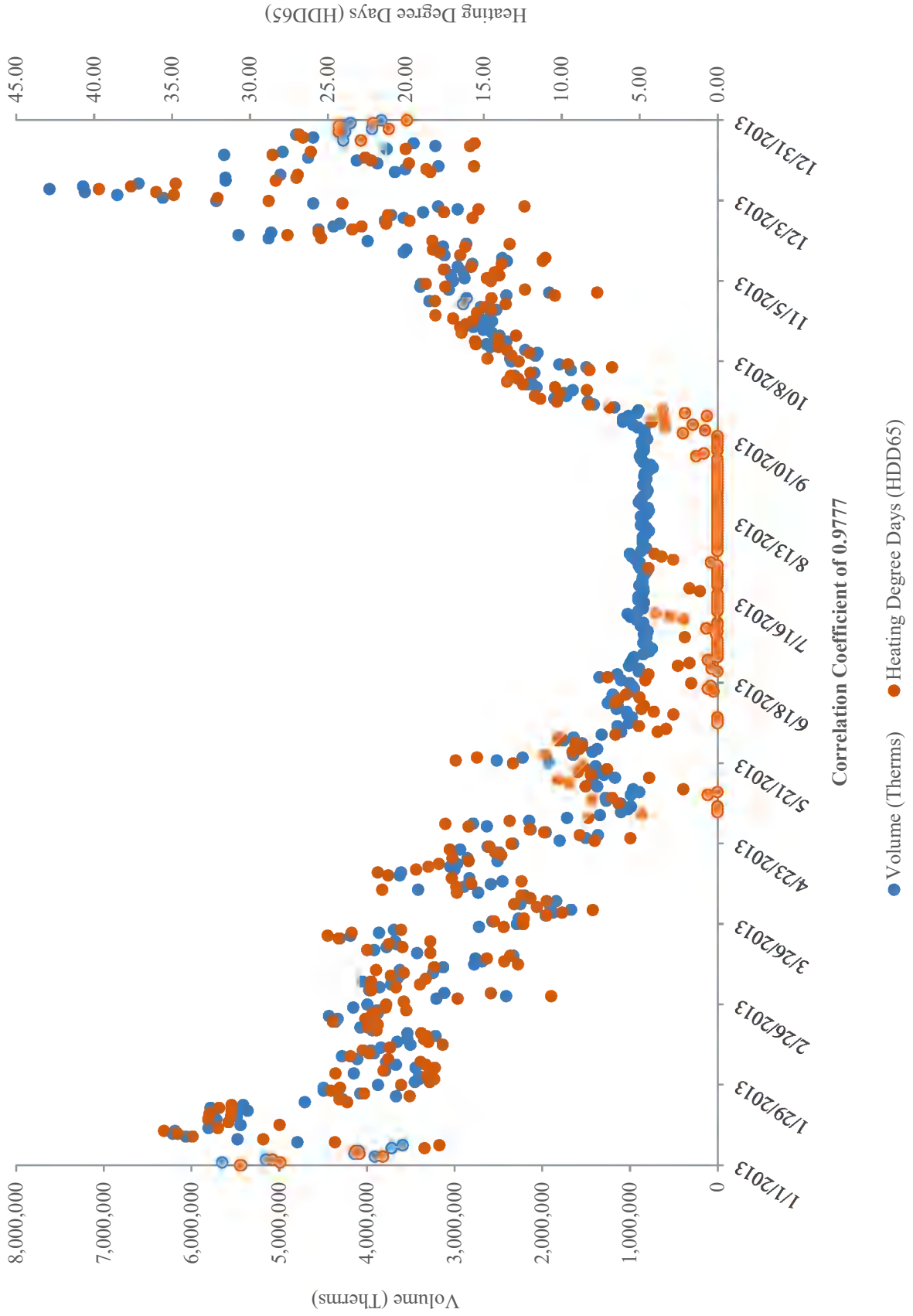
**Correlation of Daily Volumes (Therms) and Heating Degree Days (HDD65)
Firm and Interruptible Customer Volumes
Calendar Year 2011**



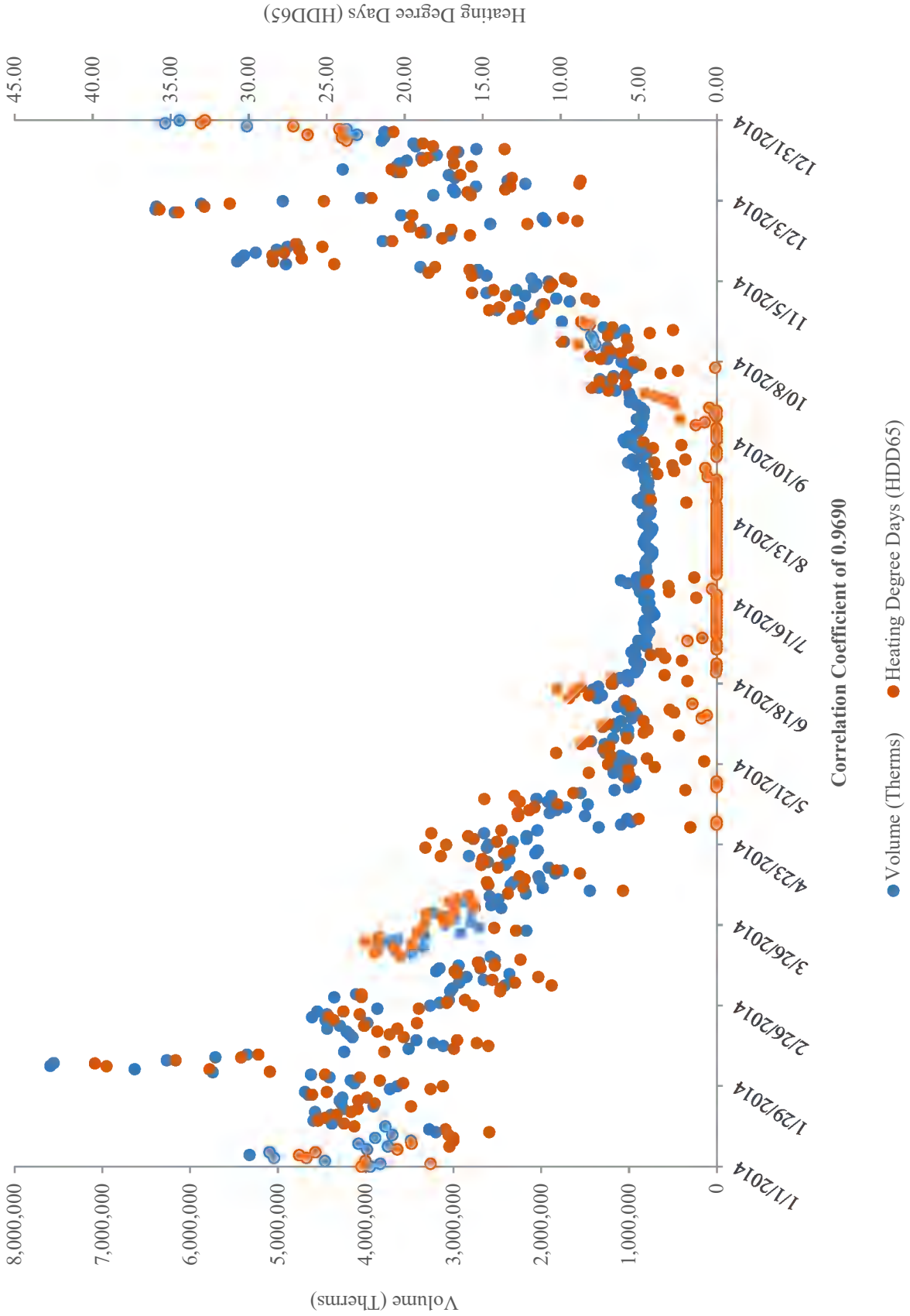
Correlation of Daily Volumes (Therms) and Heating Degree Days (HDD65)
Firm and Interruptible Customer Volumes
Calendar Year 2012



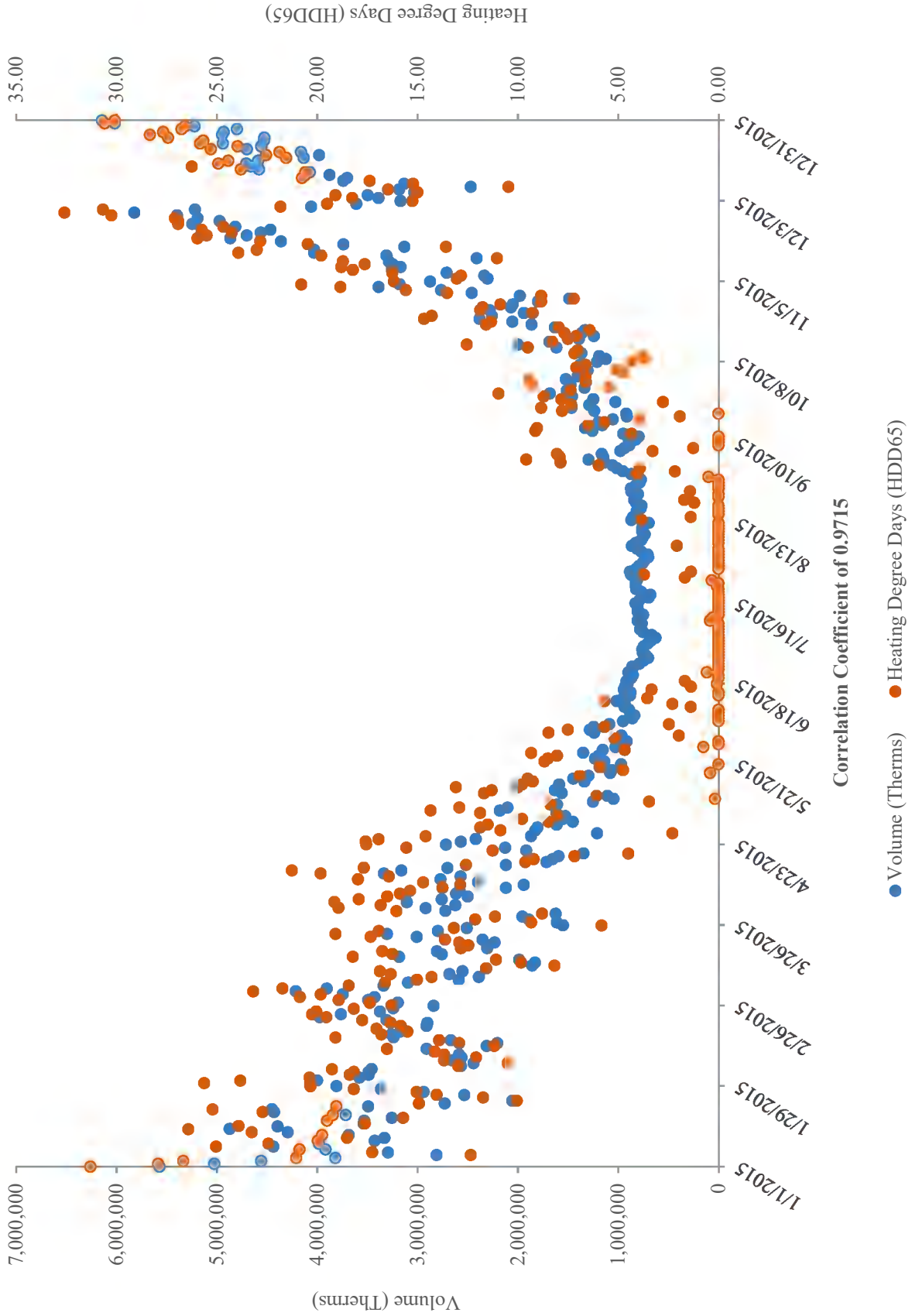
**Correlation of Daily Volumes (Therms) and Heating Degree Days (HDD65)
Firm and Interruptible Customer Volumes
Calendar Year 2013**



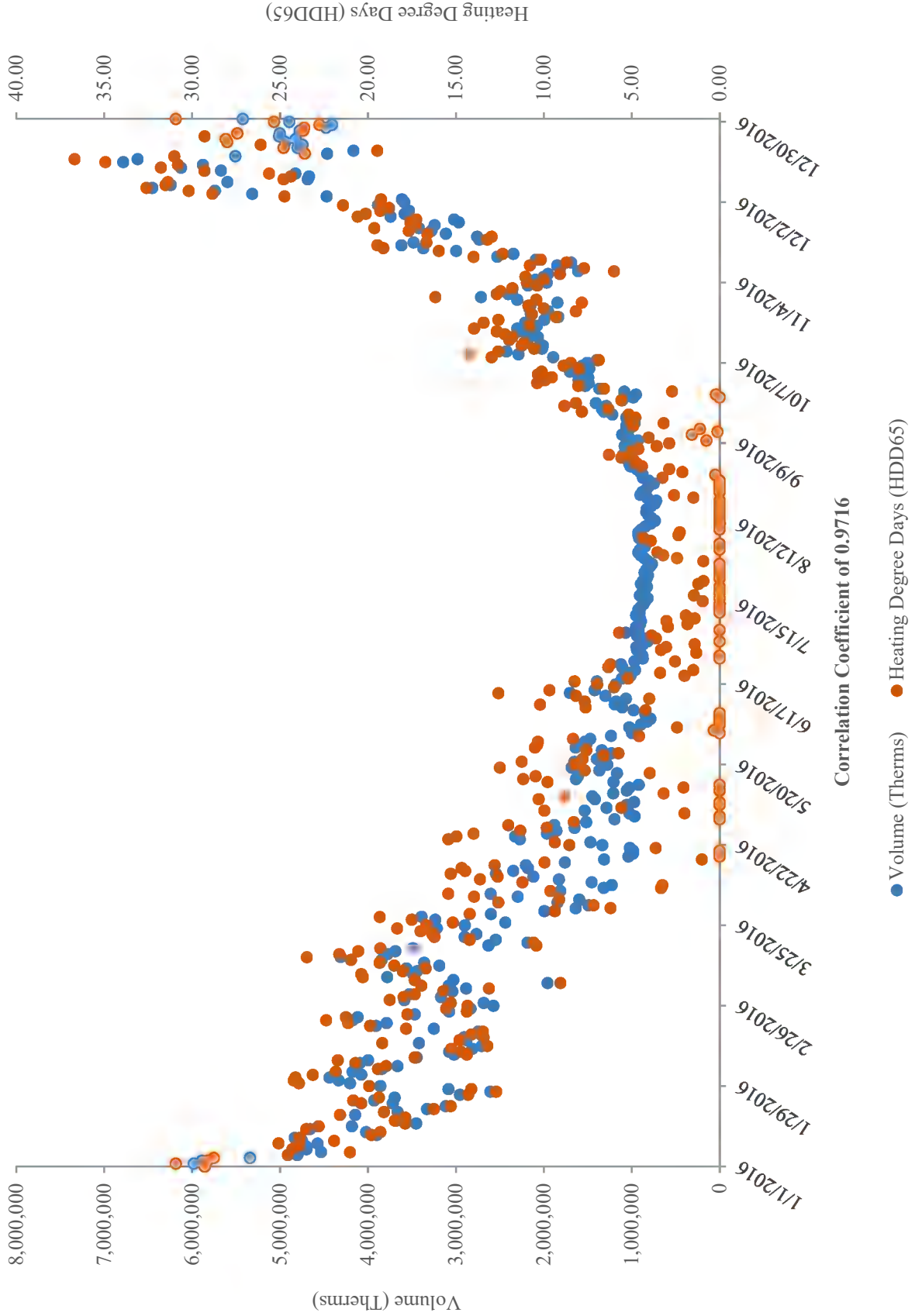
Correlation of Daily Volumes (Therms) and Heating Degree Days (HDD65)
Firm and Interruptible Customer Volumes
Calendar Year 2014



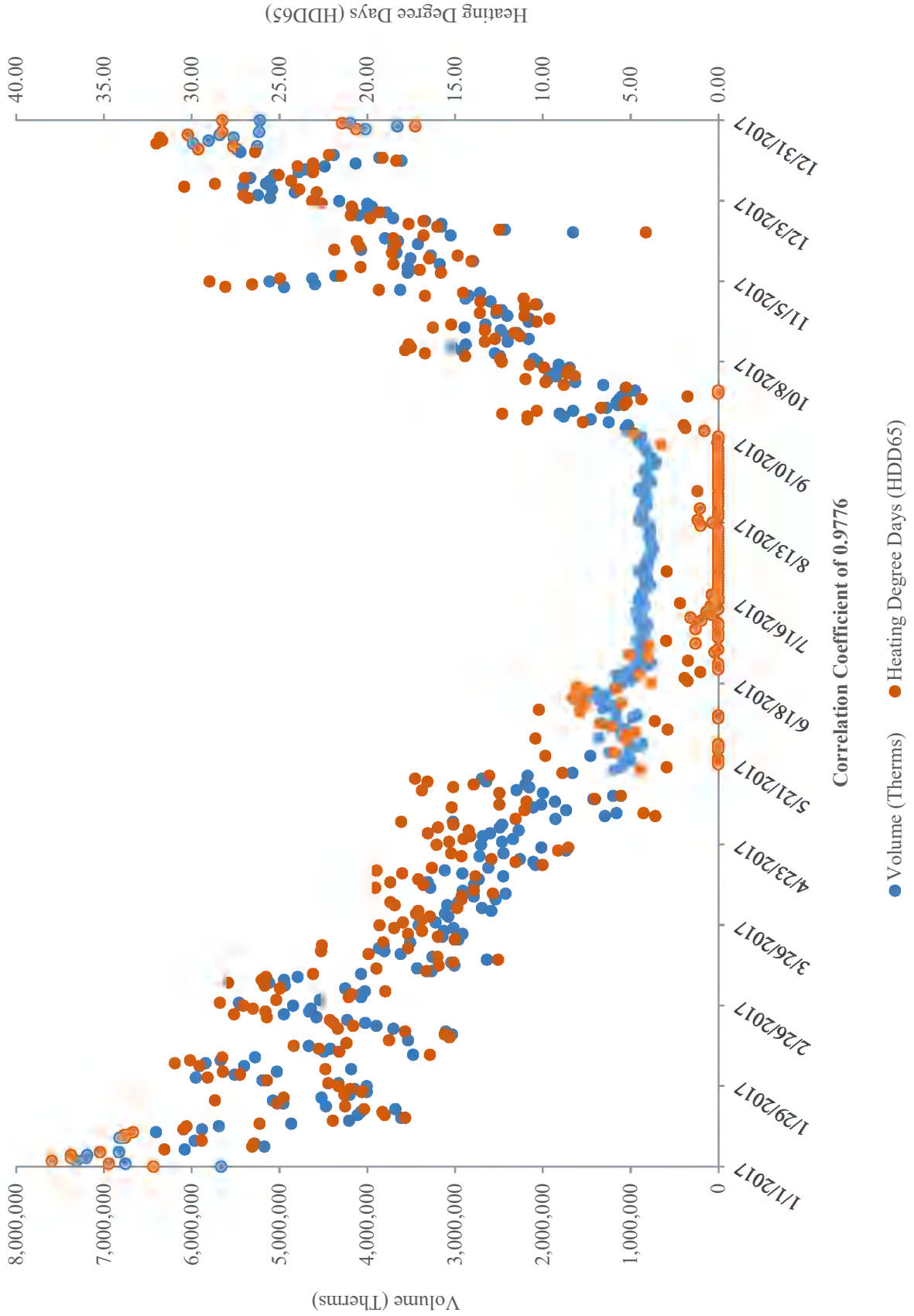
Correlation of Daily Volumes (Therms) and Heating Degree Days (HDD65)
Firm and Interruptible Customer Volumes
Calendar Year 2015



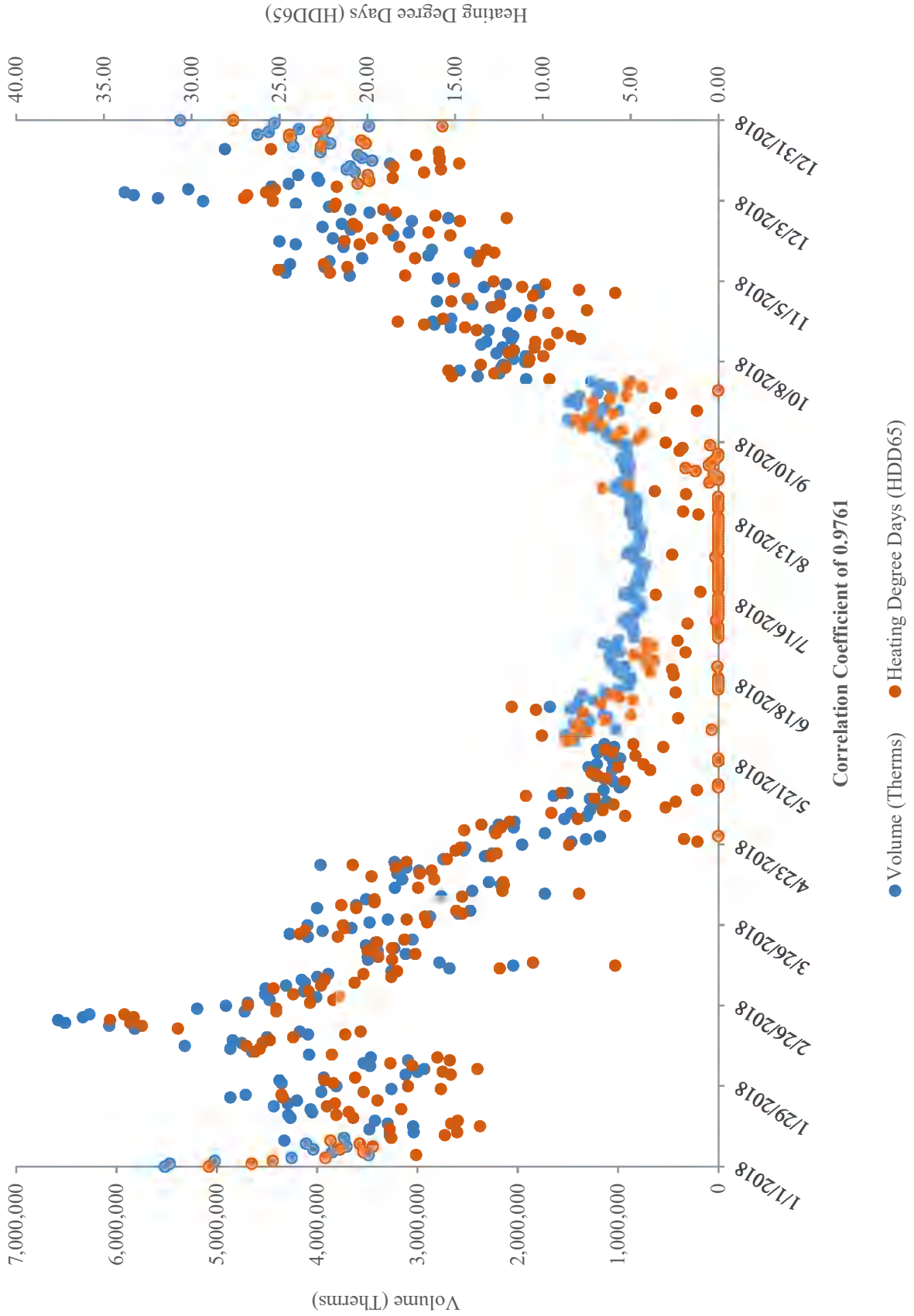
Correlation of Daily Volumes (Therms) and Heating Degree Days (HDD65)
Firm and Interruptible Customer Volumes
Calendar Year 2016



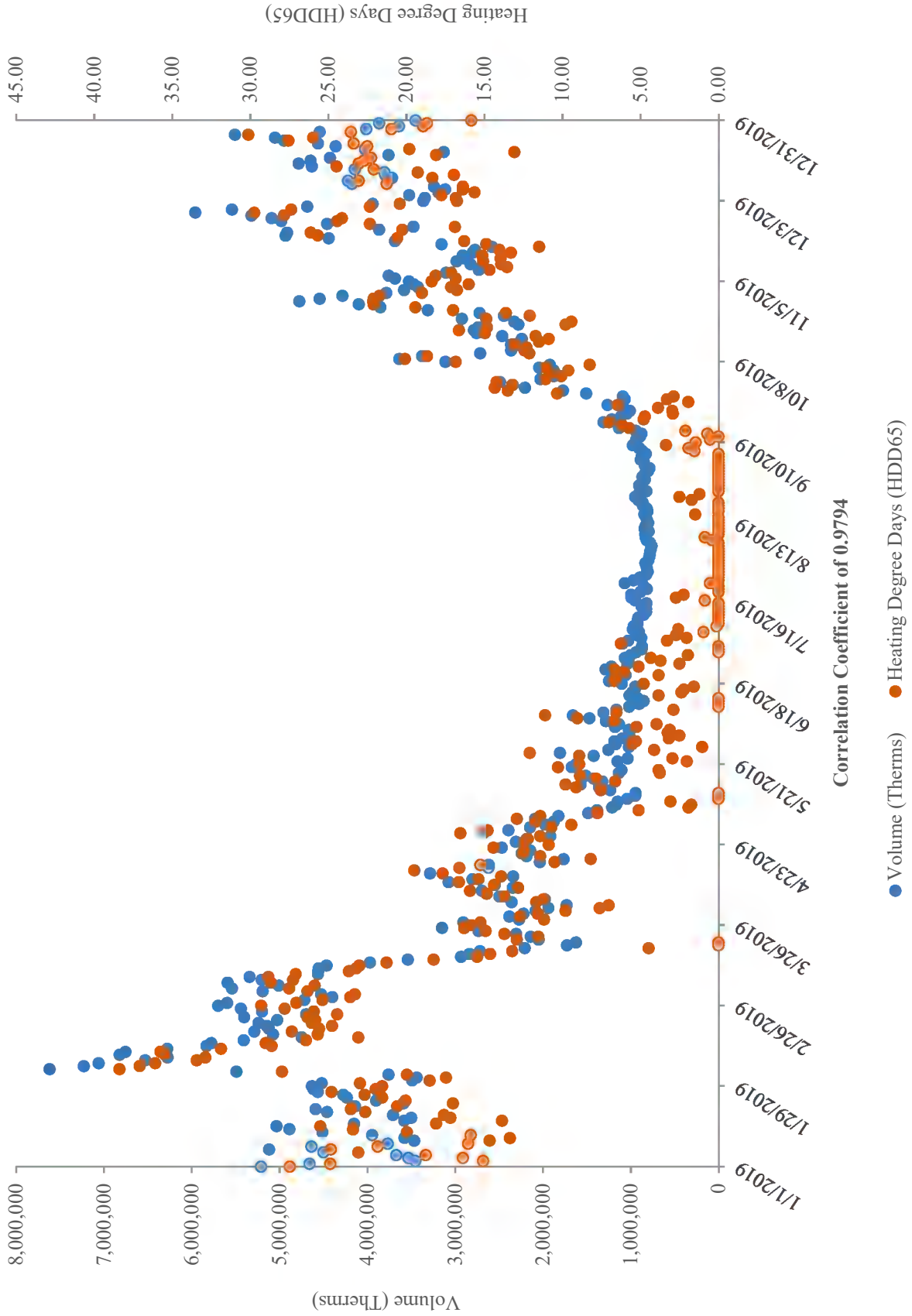
Correlation of Daily Volumes (Therms) and Heating Degree Days (HDD65)
Firm and Interruptible Customer Volumes
Calendar Year 2017



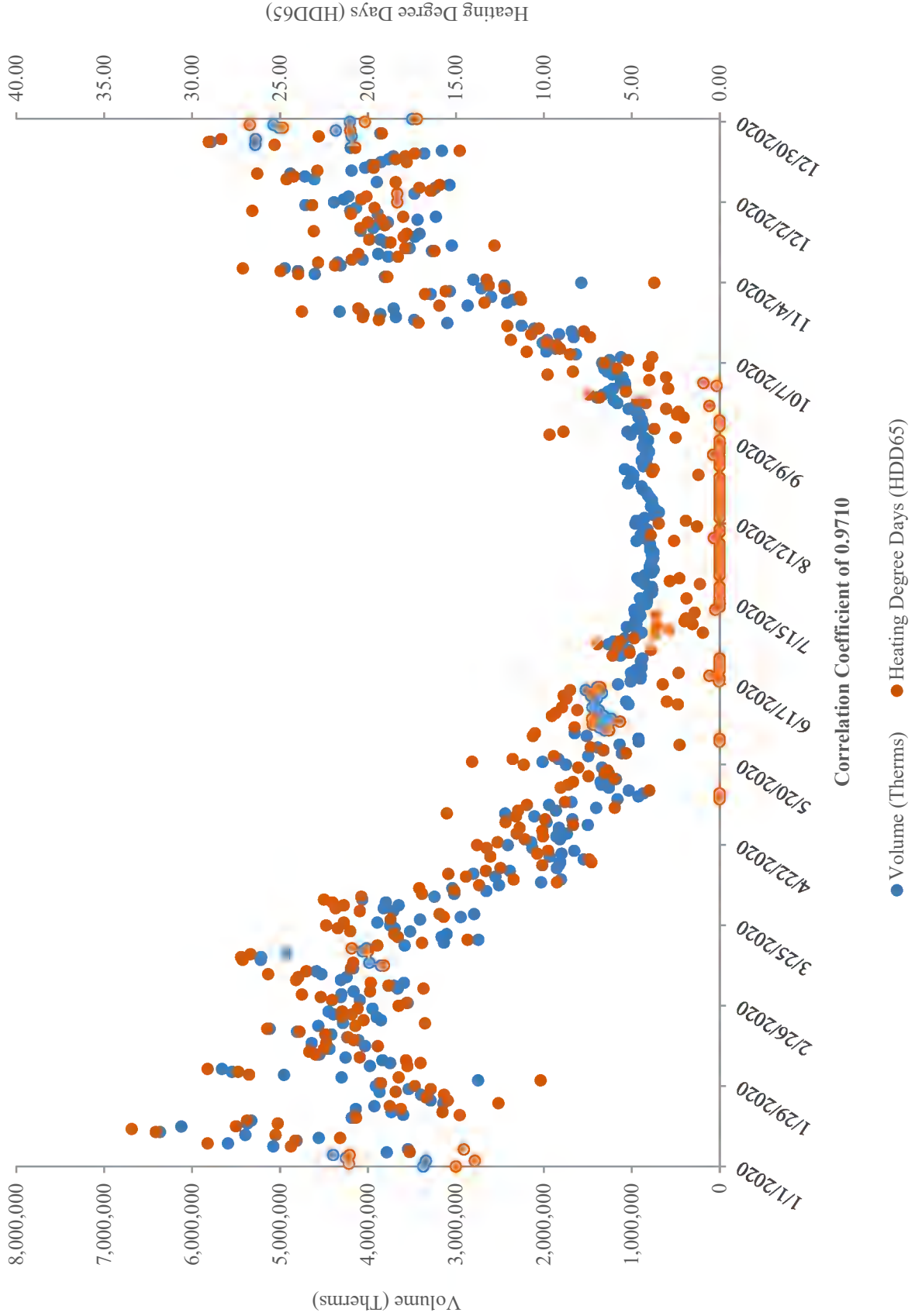
**Correlation of Daily Volumes (Therms) and Heating Degree Days (HDD65)
Firm and Interruptible Customer Volumes
Calendar Year 2018**



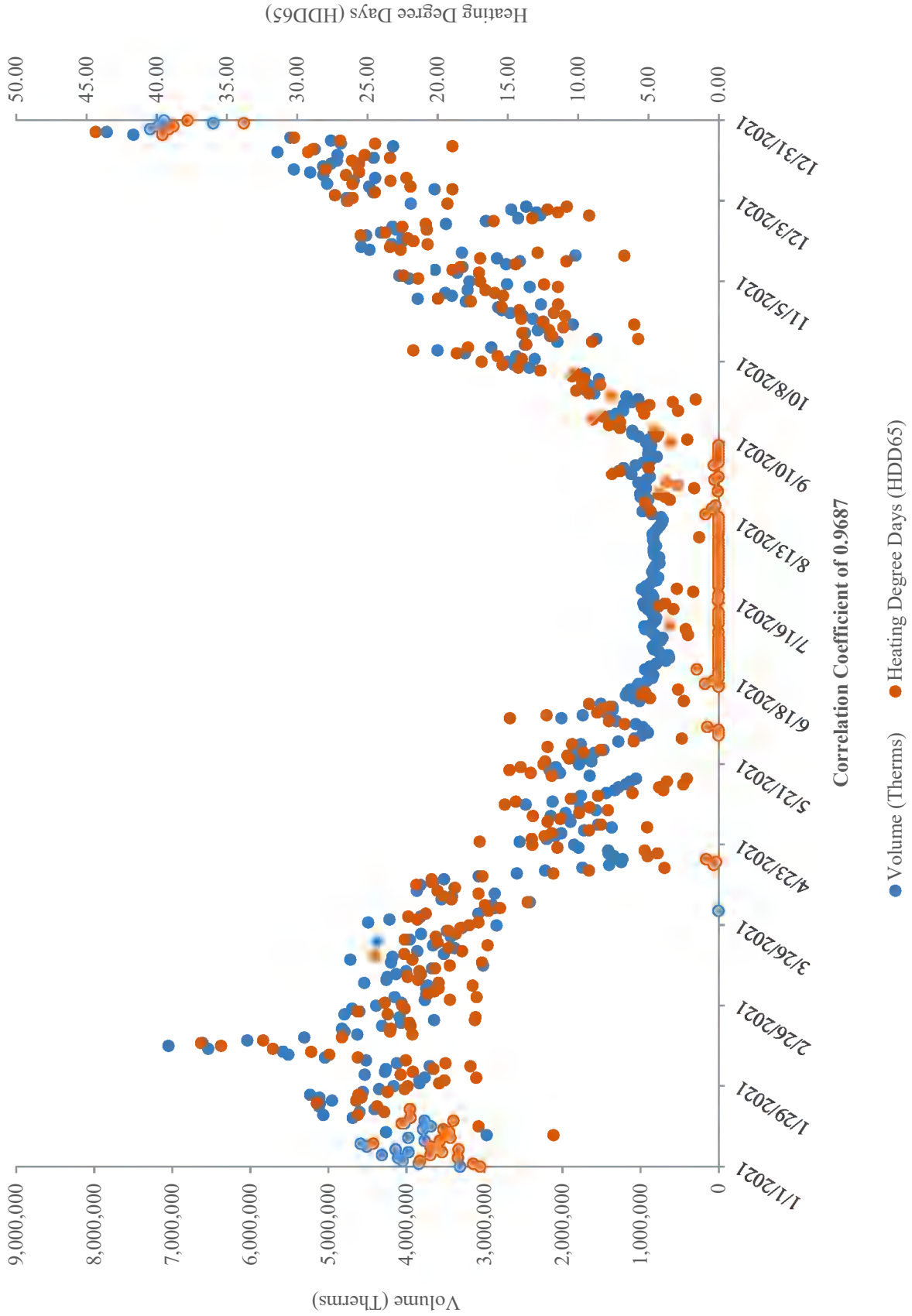
Correlation of Daily Volumes (Therms) and Heating Degree Days (HDD65)
Firm and Interruptible Customer Volumes
Calendar Year 2019



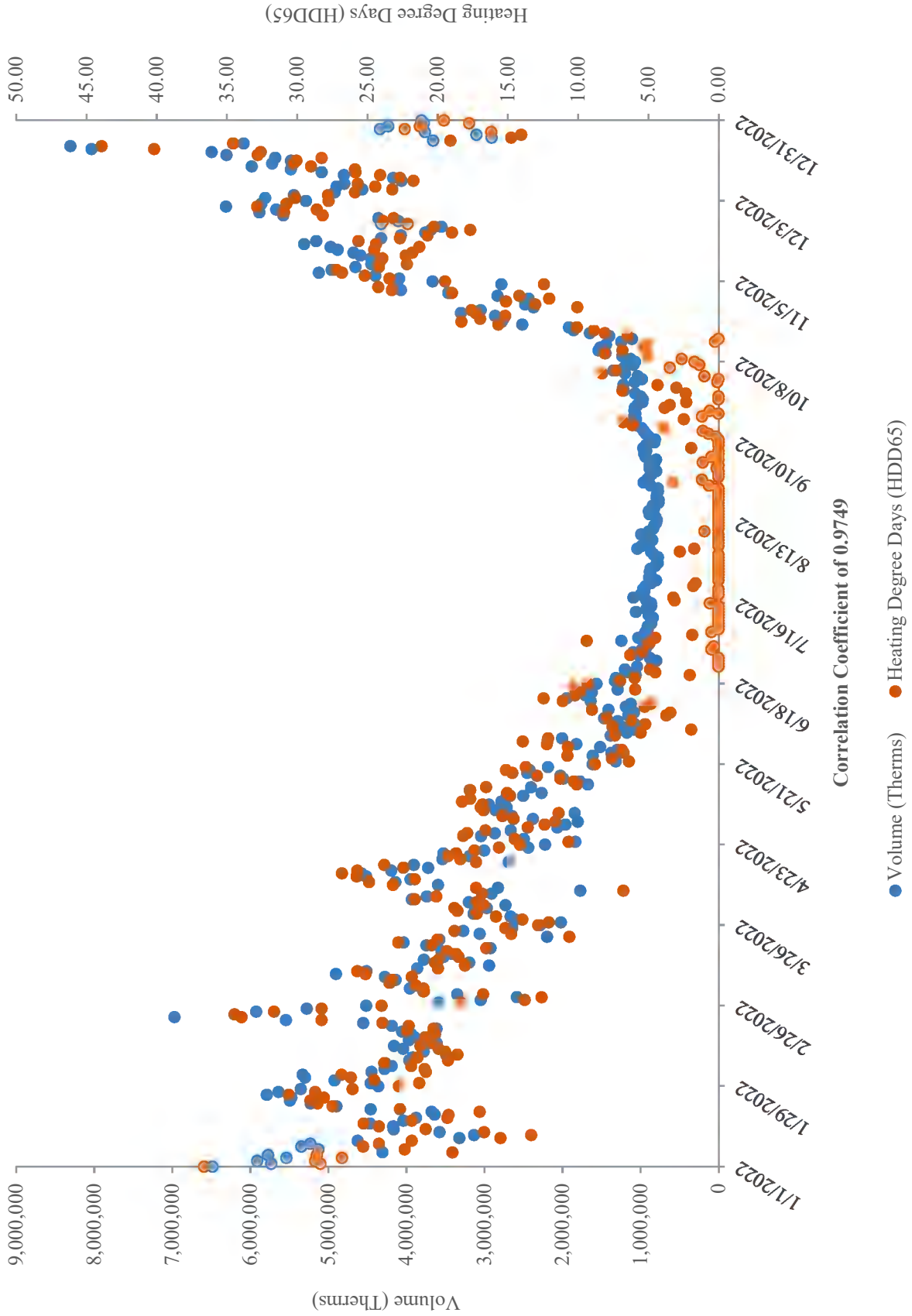
Correlation of Daily Volumes (Therms) and Heating Degree Days (HDD65)
Firm and Interruptible Customer Volumes
Calendar Year 2020



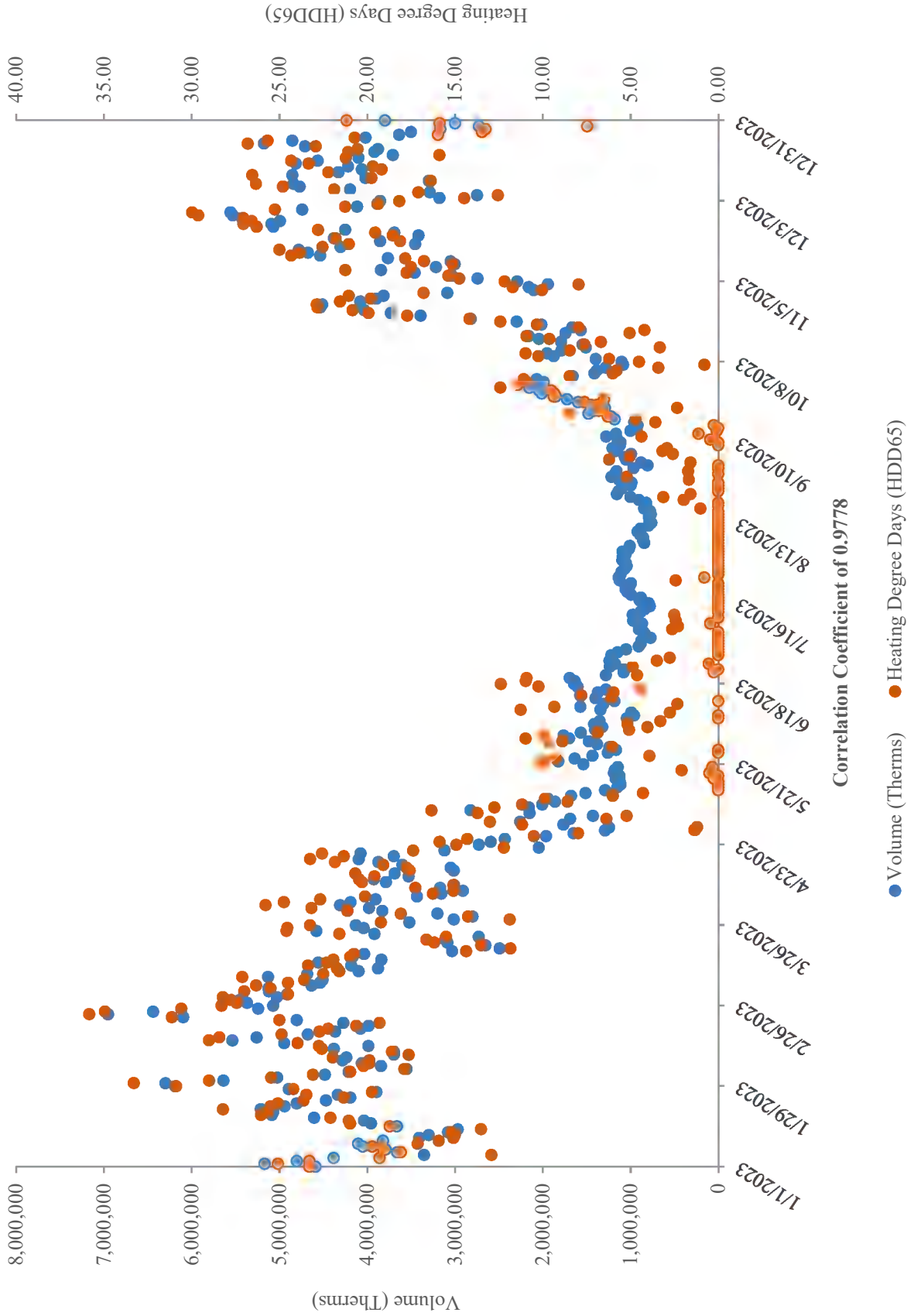
Correlation of Daily Volumes (Therms) and Heating Degree Days (HDD65)
Firm and Interruptible Customer Volumes
Calendar Year 2021



Correlation of Daily Volumes (Therms) and Heating Degree Days (HDD65)
Firm and Interruptible Customer Volumes
Calendar Year 2022



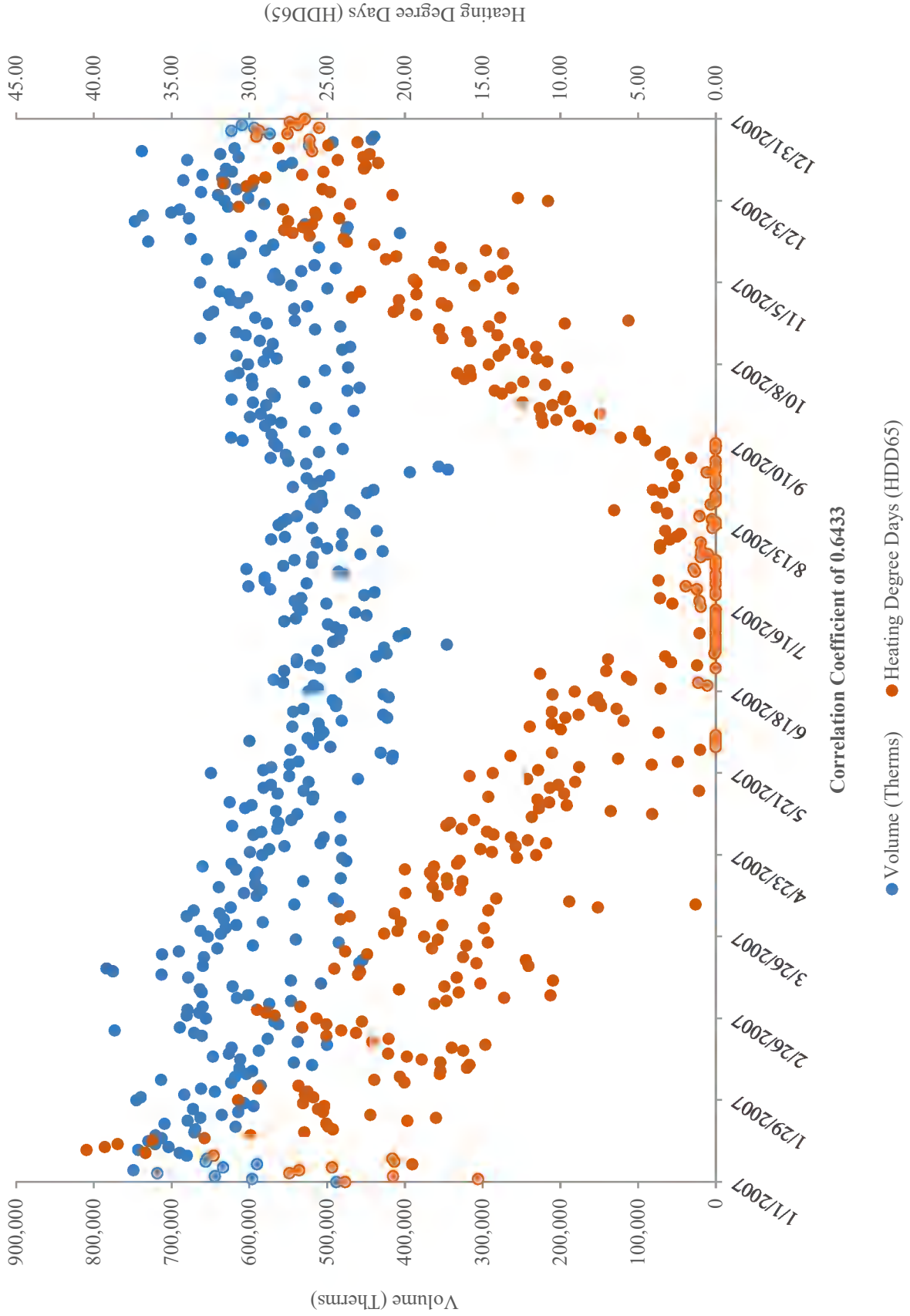
**Correlation of Daily Volumes (Therms) and Heating Degree Days (HDD65)
Firm and Interruptible Customer Volumes
Calendar Year 2023**



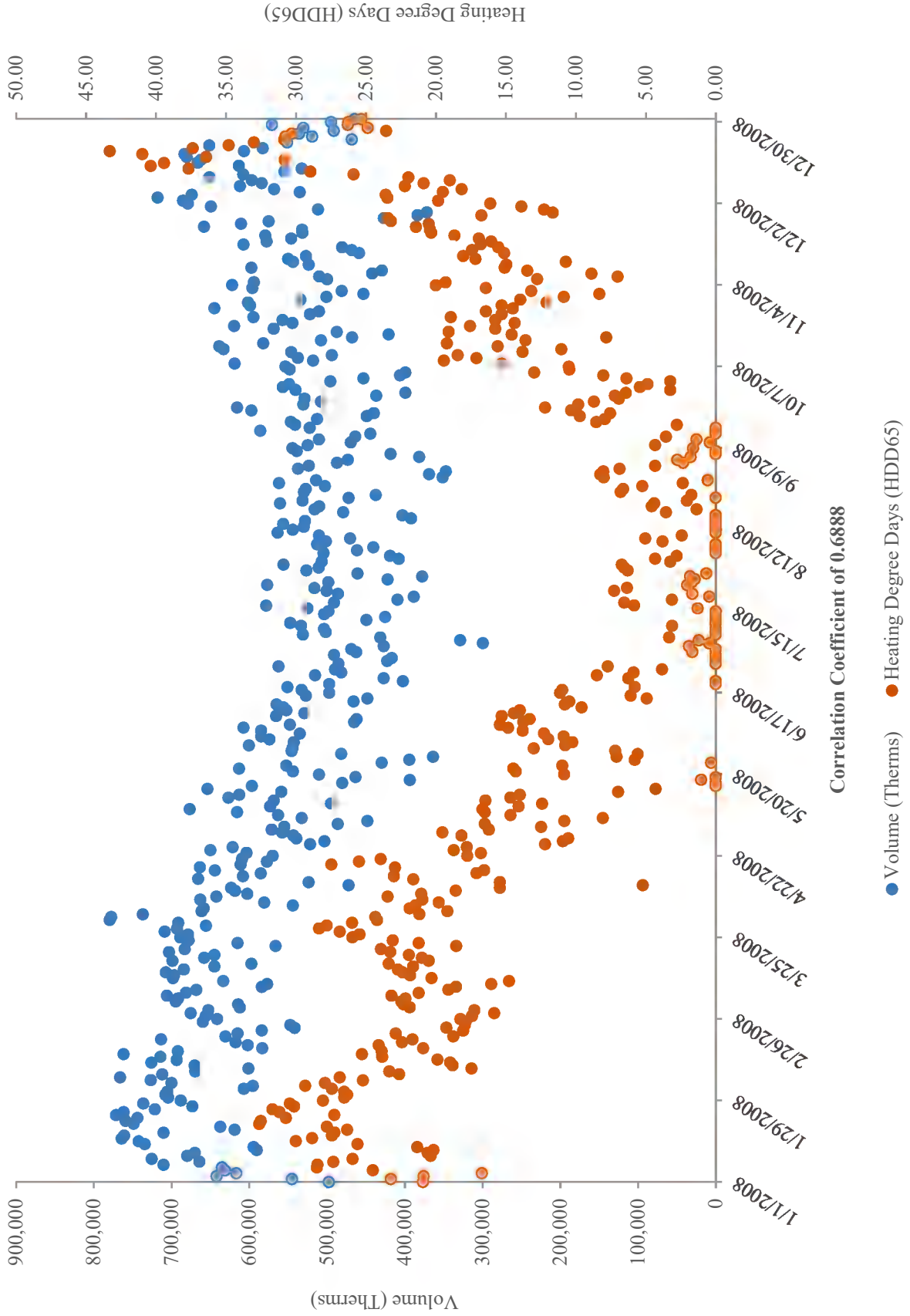
Transportation Customer Volumes

2007 - 2023

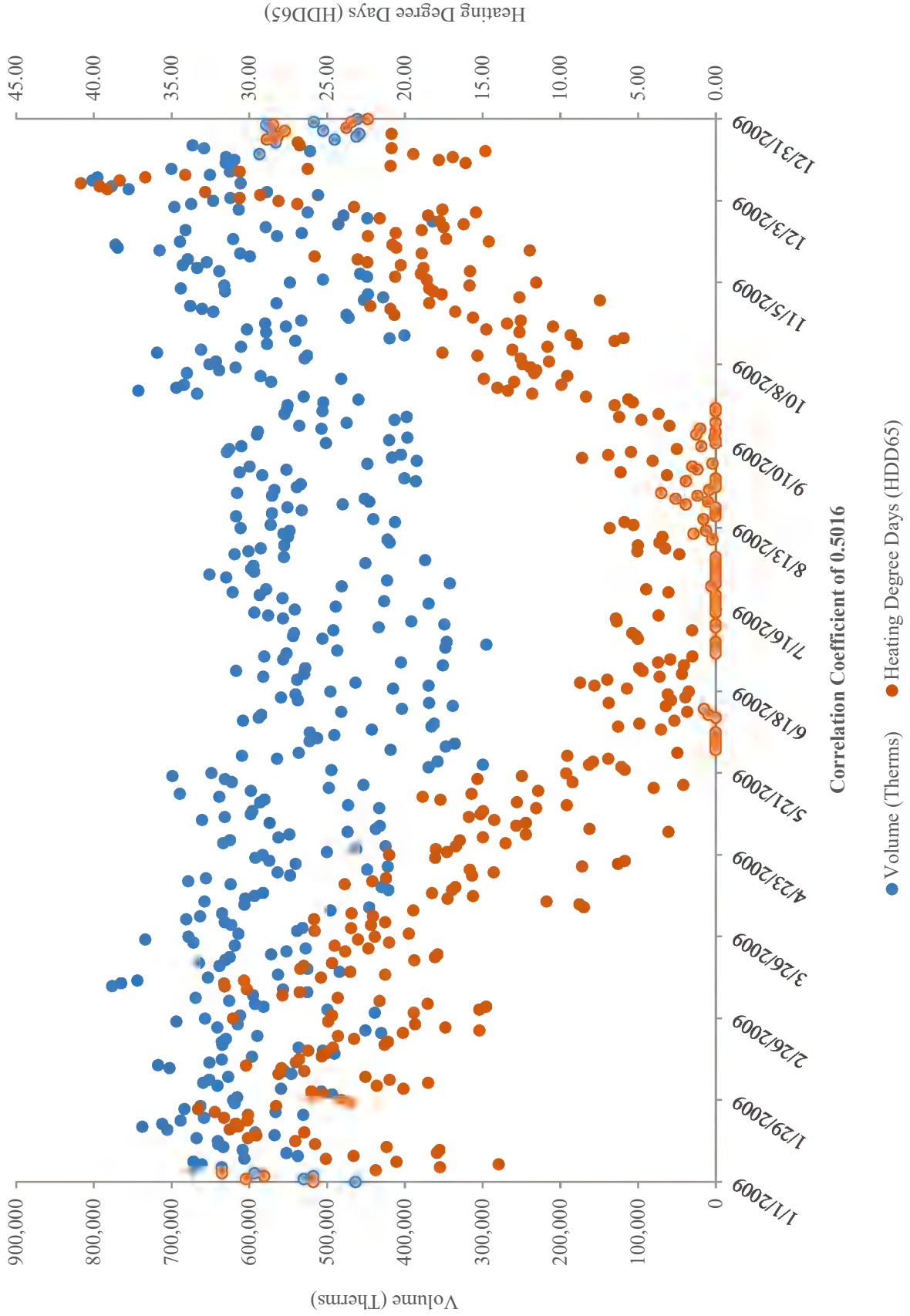
Correlation of Daily Volumes (Therms) and Heating Degree Days (HDD65)
Transportation Customer Volumes
Calendar Year 2007



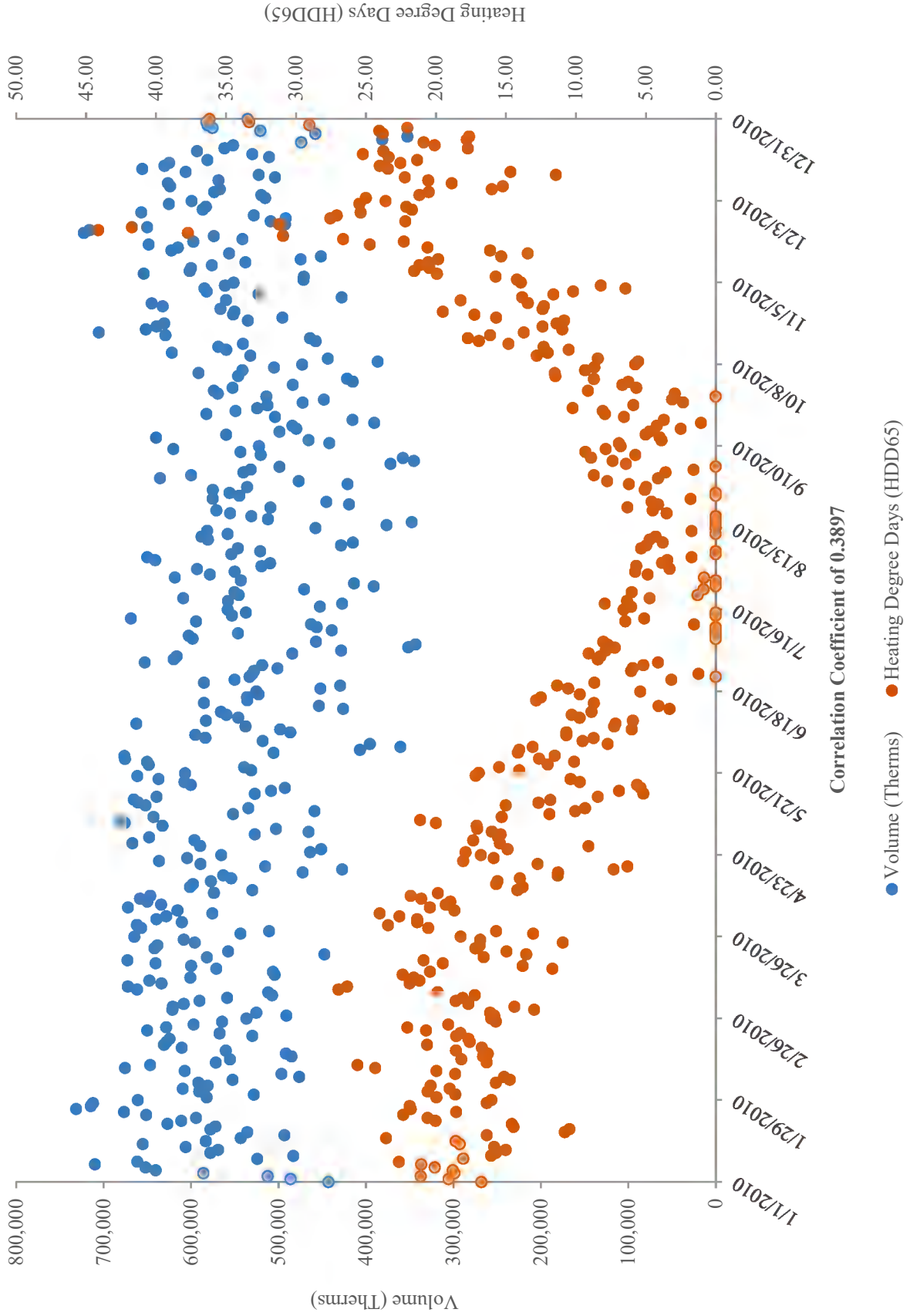
Correlation of Daily Volumes (Therms) and Heating Degree Days (HDD65)
Transportation Customer Volumes
Calendar Year 2008



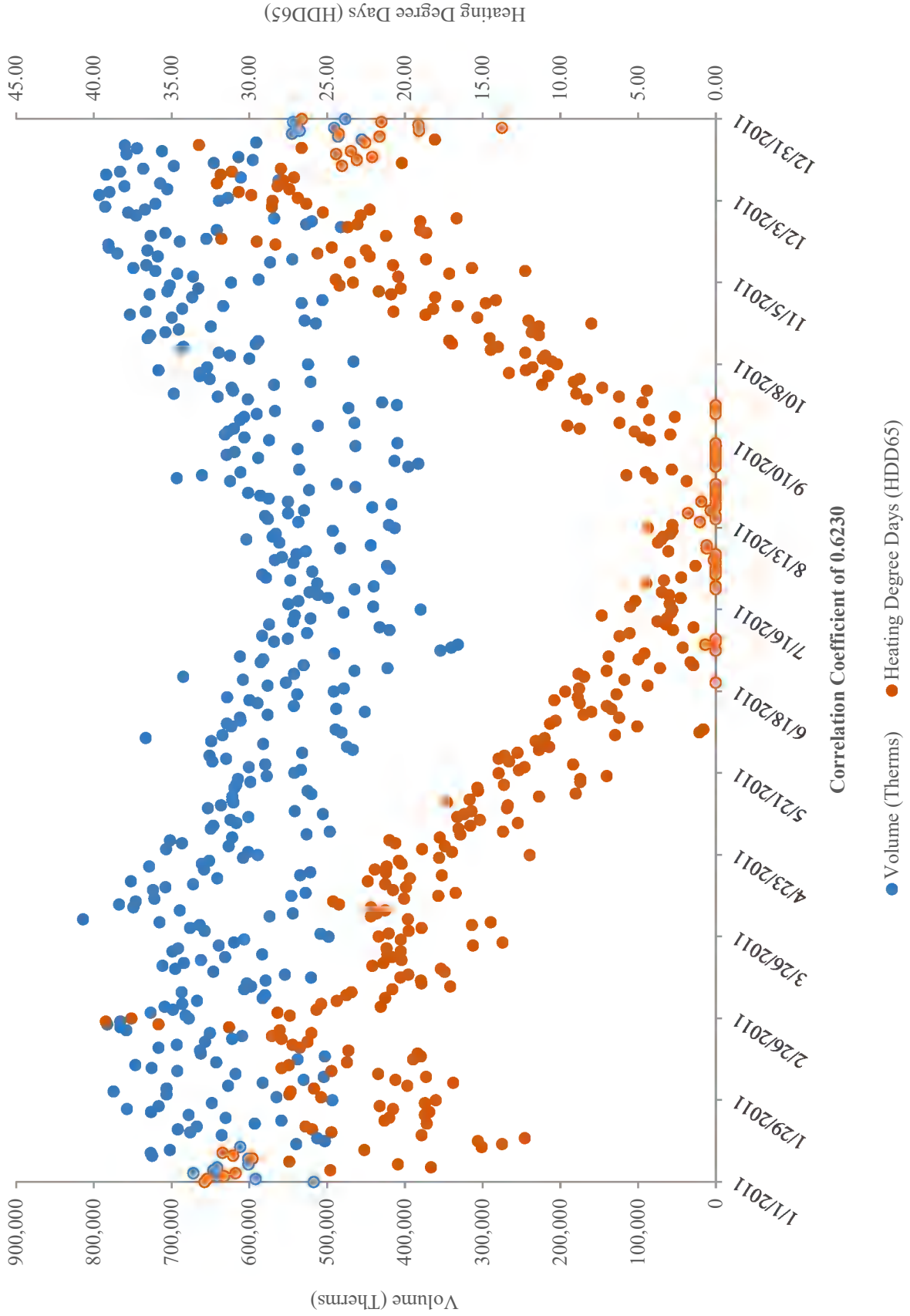
Correlation of Daily Volumes (Therms) and Heating Degree Days (HDD65)
Transportation Customer Volumes
Calendar Year 2009



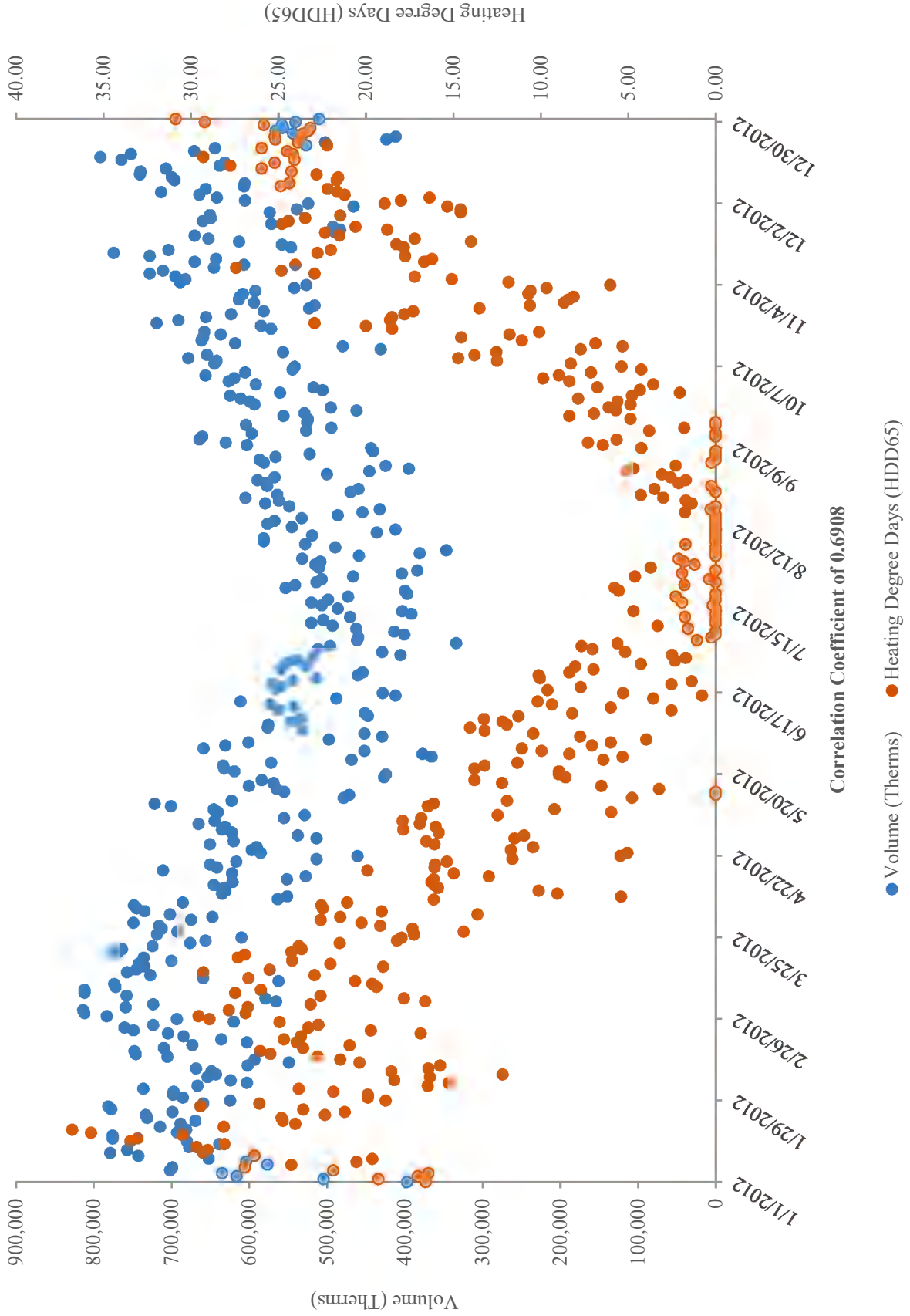
Correlation of Daily Volumes (Therms) and Heating Degree Days (HDD65)
Transportation Customer Volumes
Calendar Year 2010



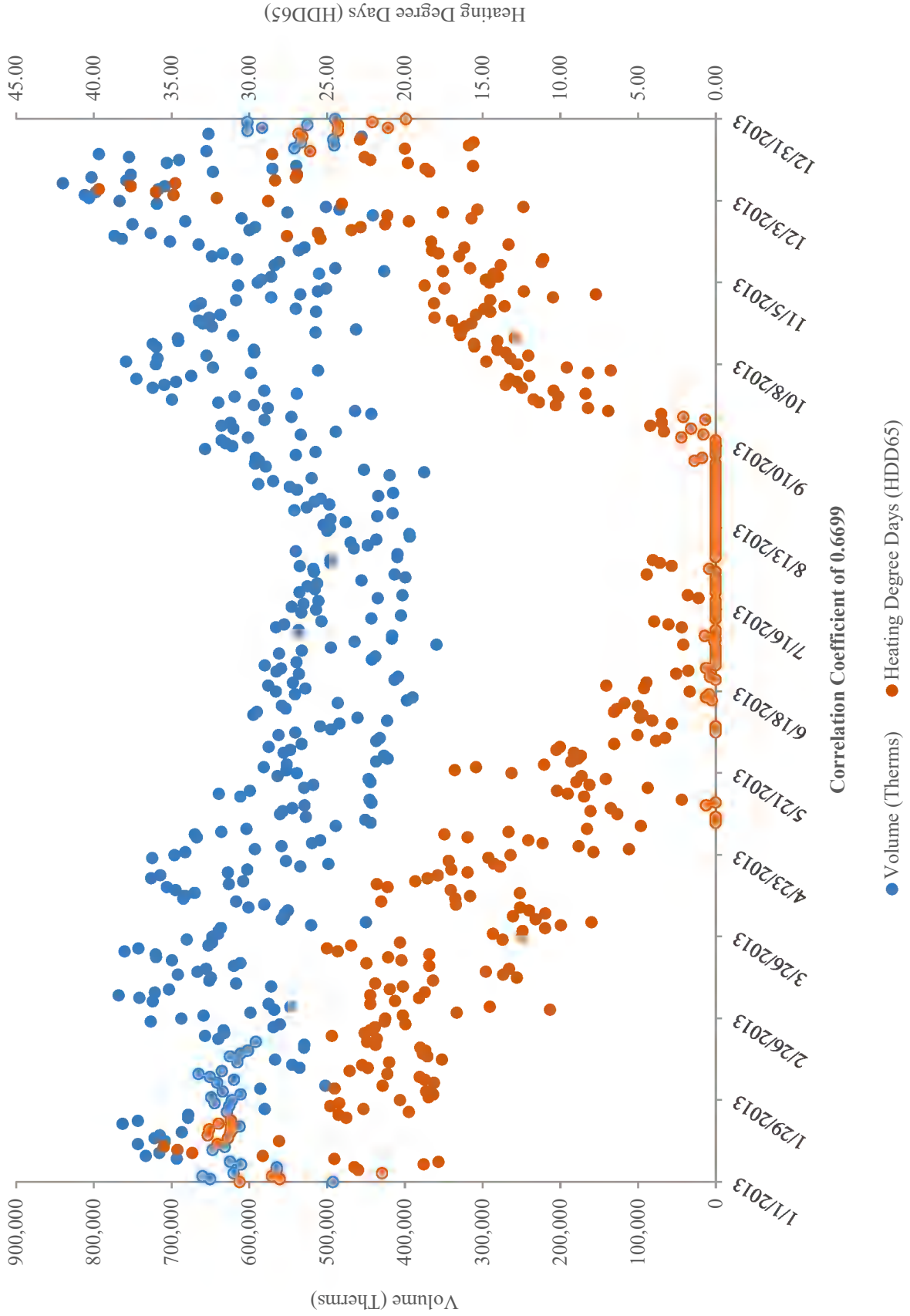
Correlation of Daily Volumes (Therms) and Heating Degree Days (HDD65)
Transportation Customer Volumes
Calendar Year 2011



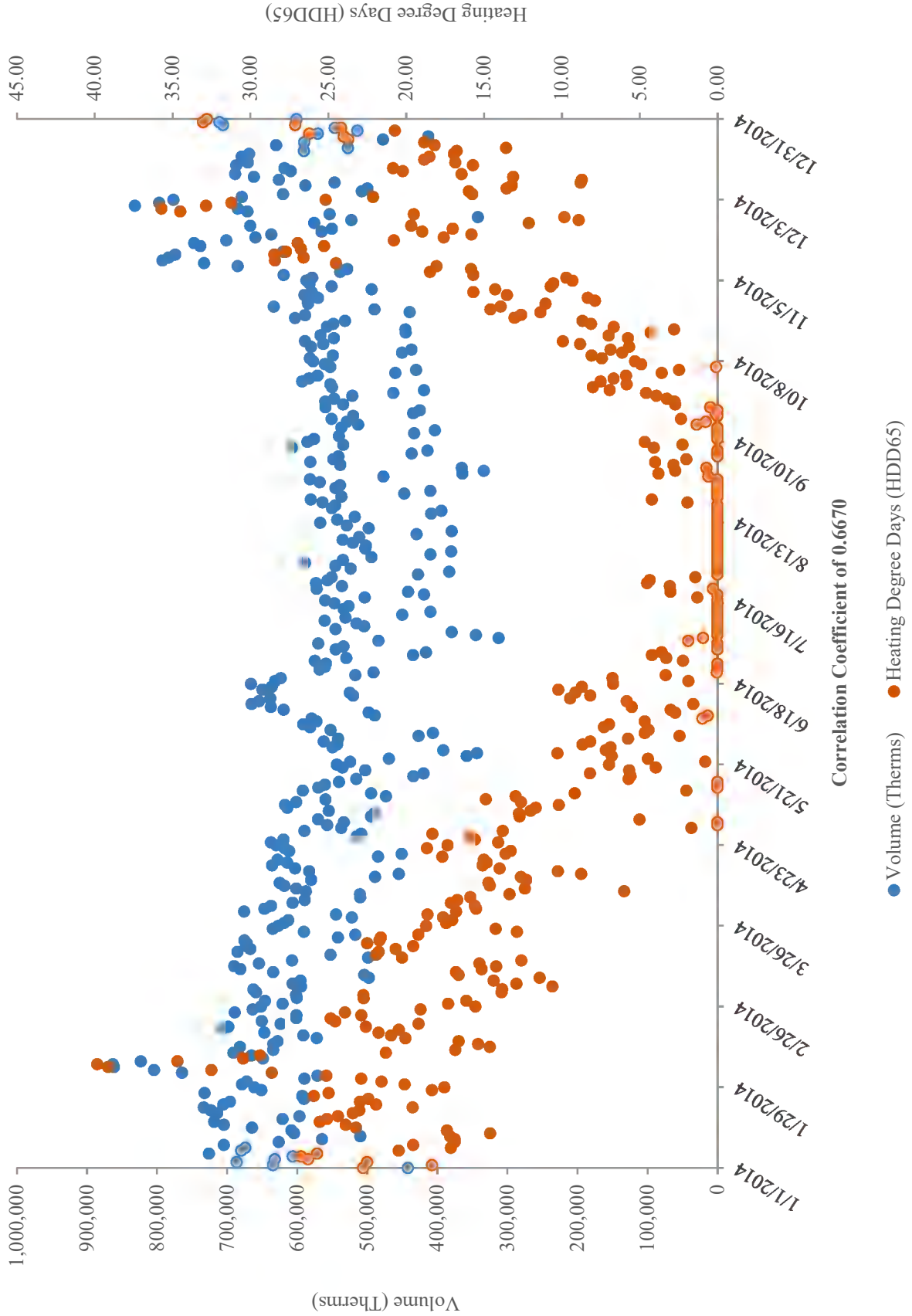
Correlation of Daily Volumes (Therms) and Heating Degree Days (HDD65)
Transportation Customer Volumes
Calendar Year 2012



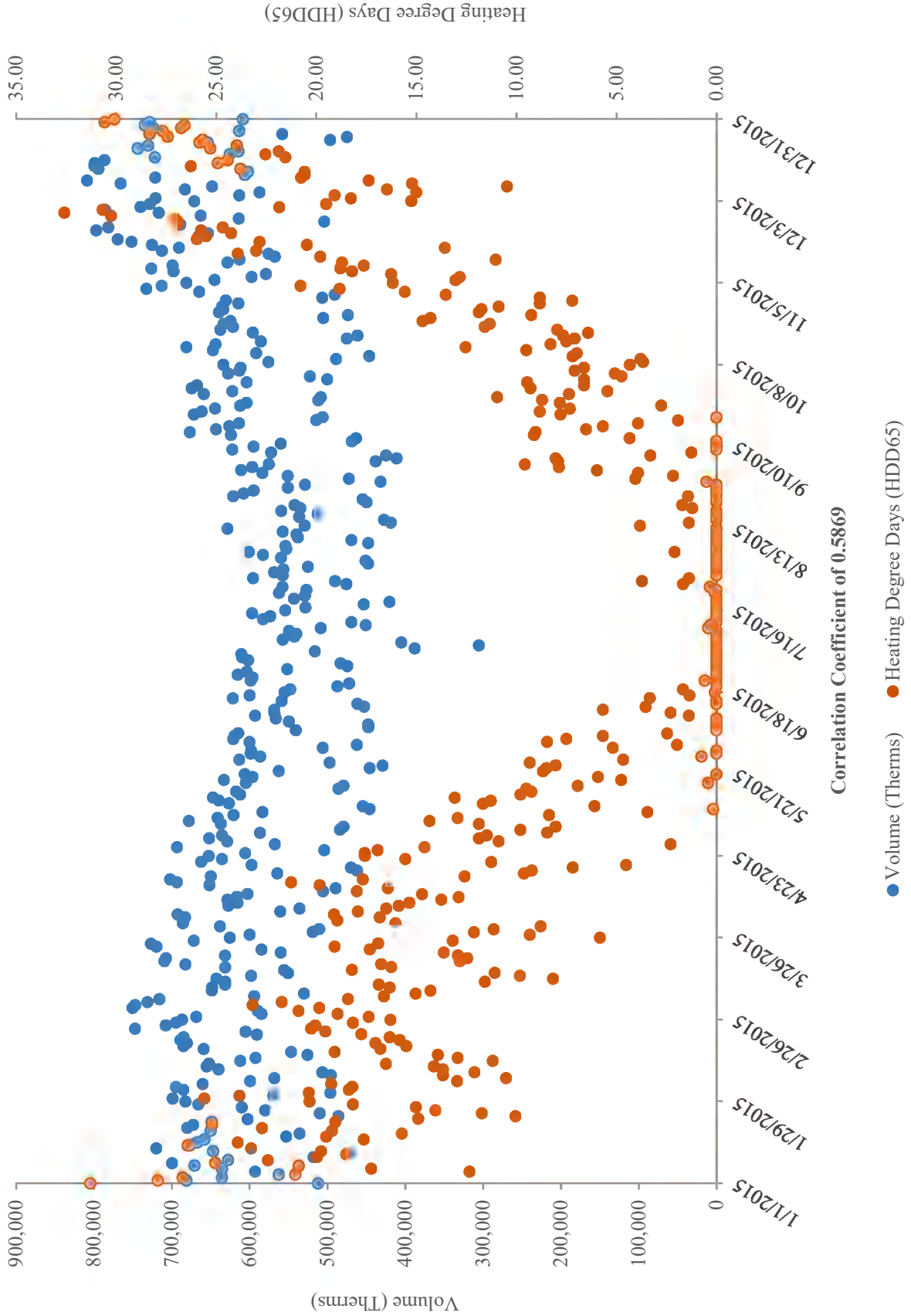
Correlation of Daily Volumes (Therms) and Heating Degree Days (HDD65)
Transportation Customer Volumes
Calendar Year 2013



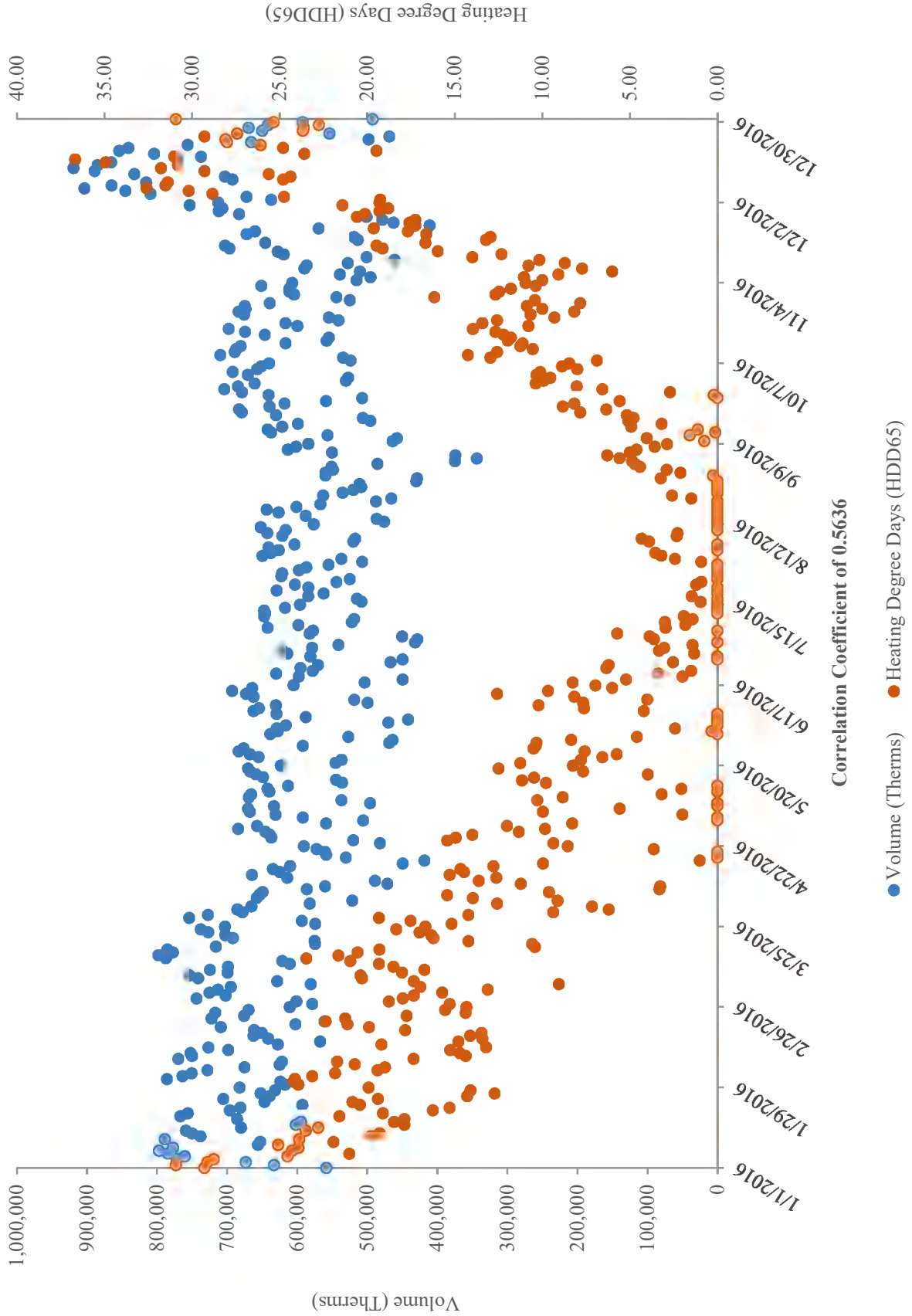
Correlation of Daily Volumes (Therms) and Heating Degree Days (HDD65)
Transportation Customer Volumes
Calendar Year 2014



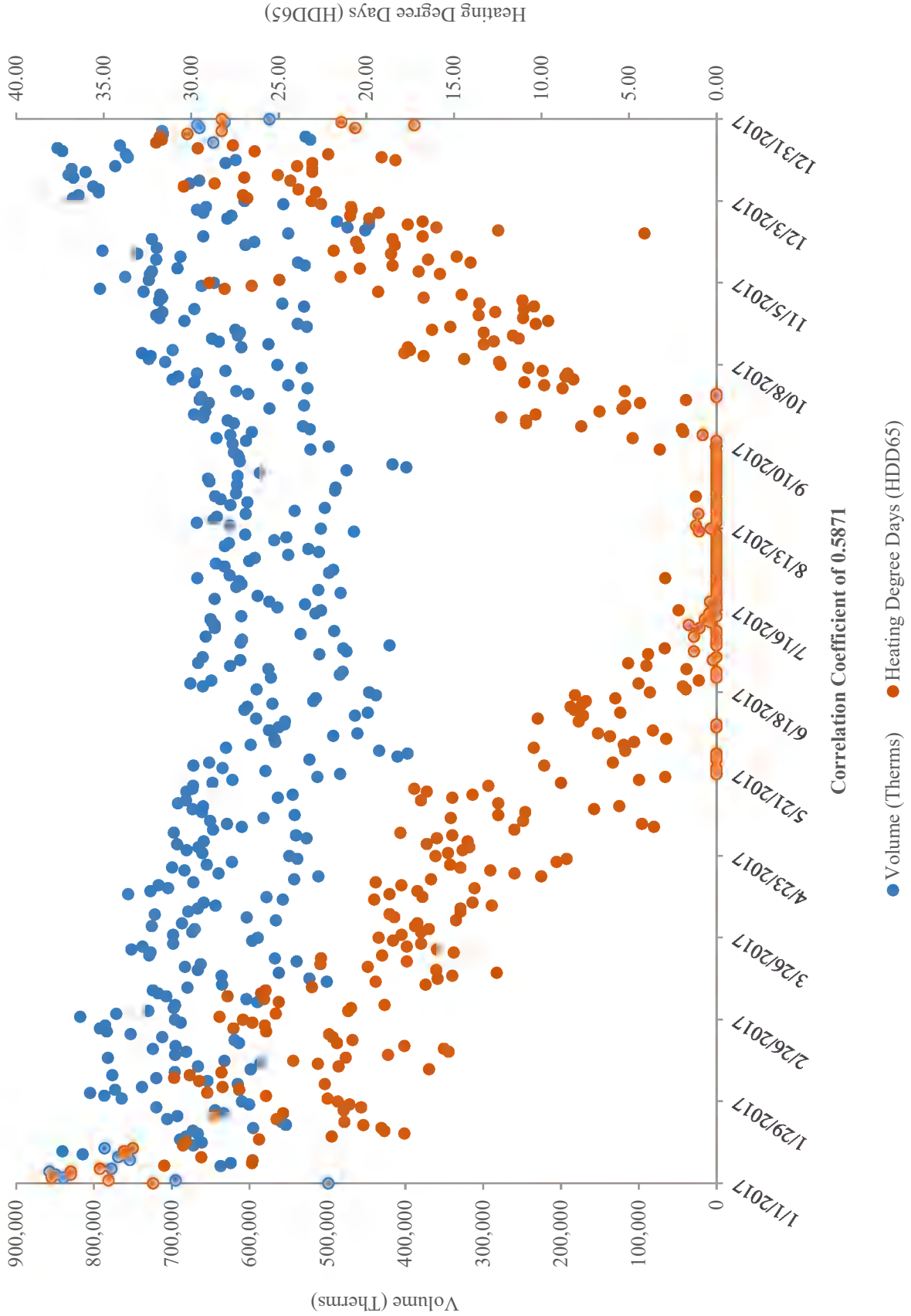
Correlation of Daily Volumes (Therms) and Heating Degree Days (HDD65)
Transportation Customer Volumes
Calendar Year 2015



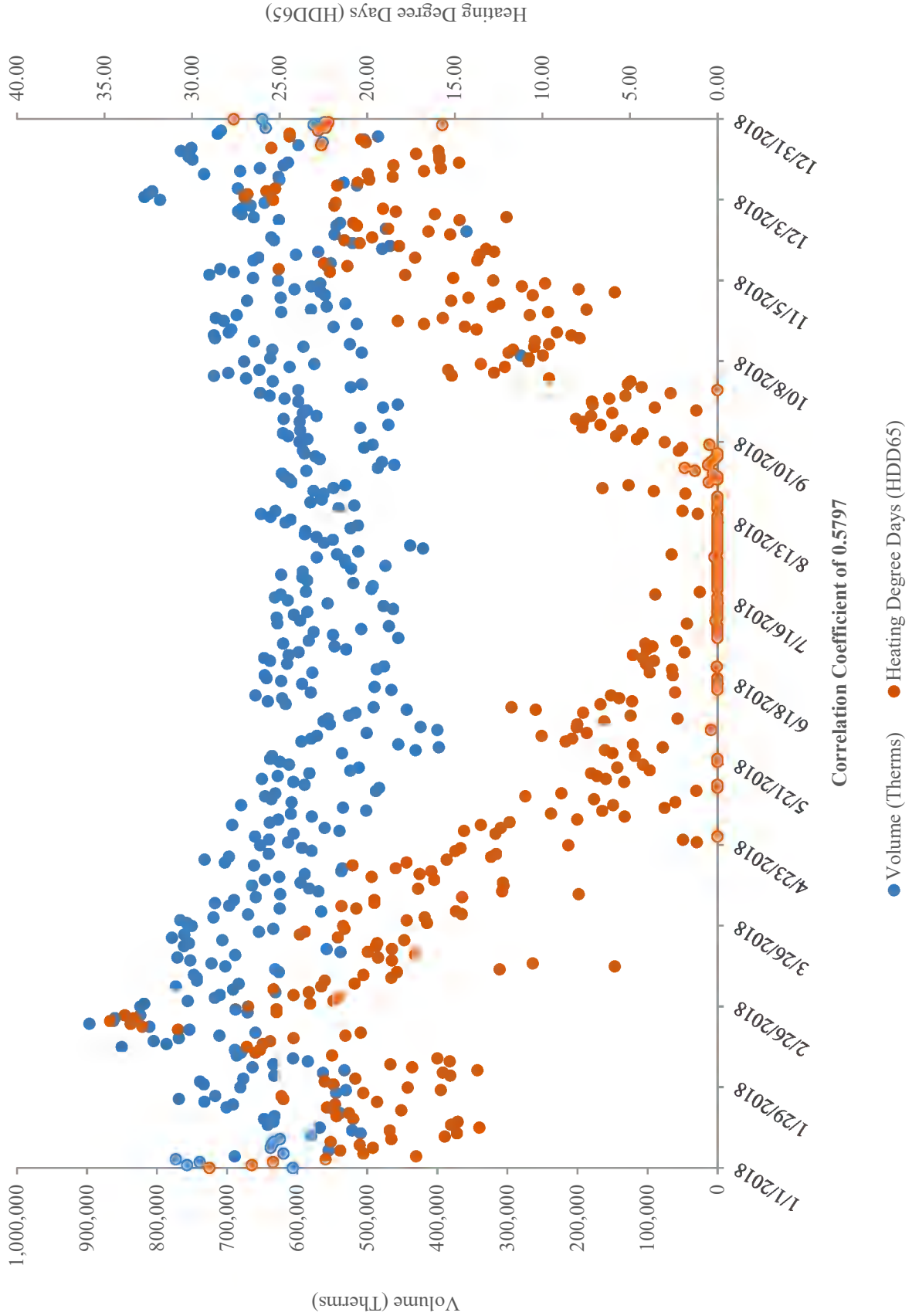
Correlation of Daily Volumes (Therms) and Heating Degree Days (HDD65)
Transportation Customer Volumes
Calendar Year 2016



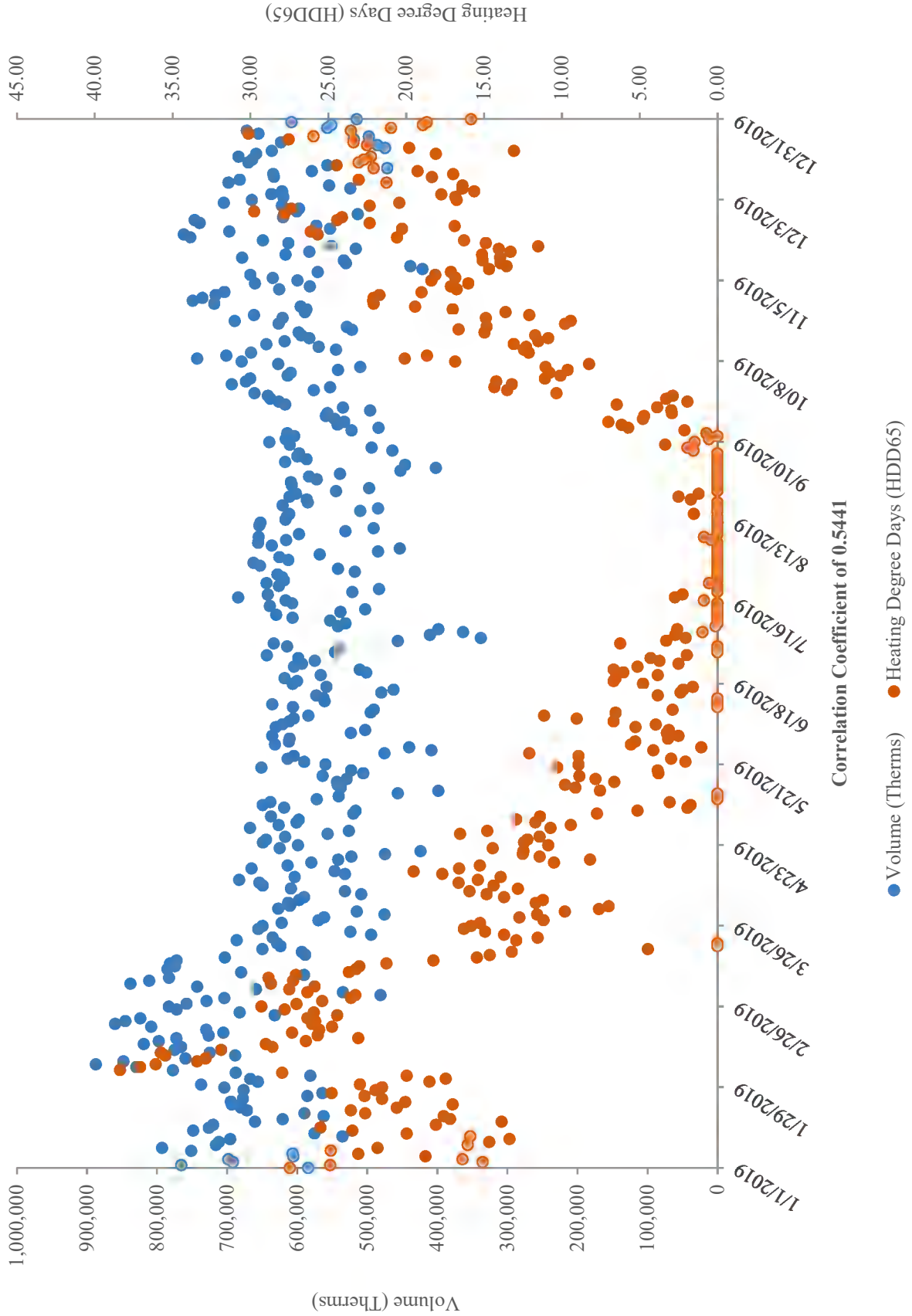
Correlation of Daily Volumes (Therms) and Heating Degree Days (HDD65)
Transportation Customer Volumes
Calendar Year 2017



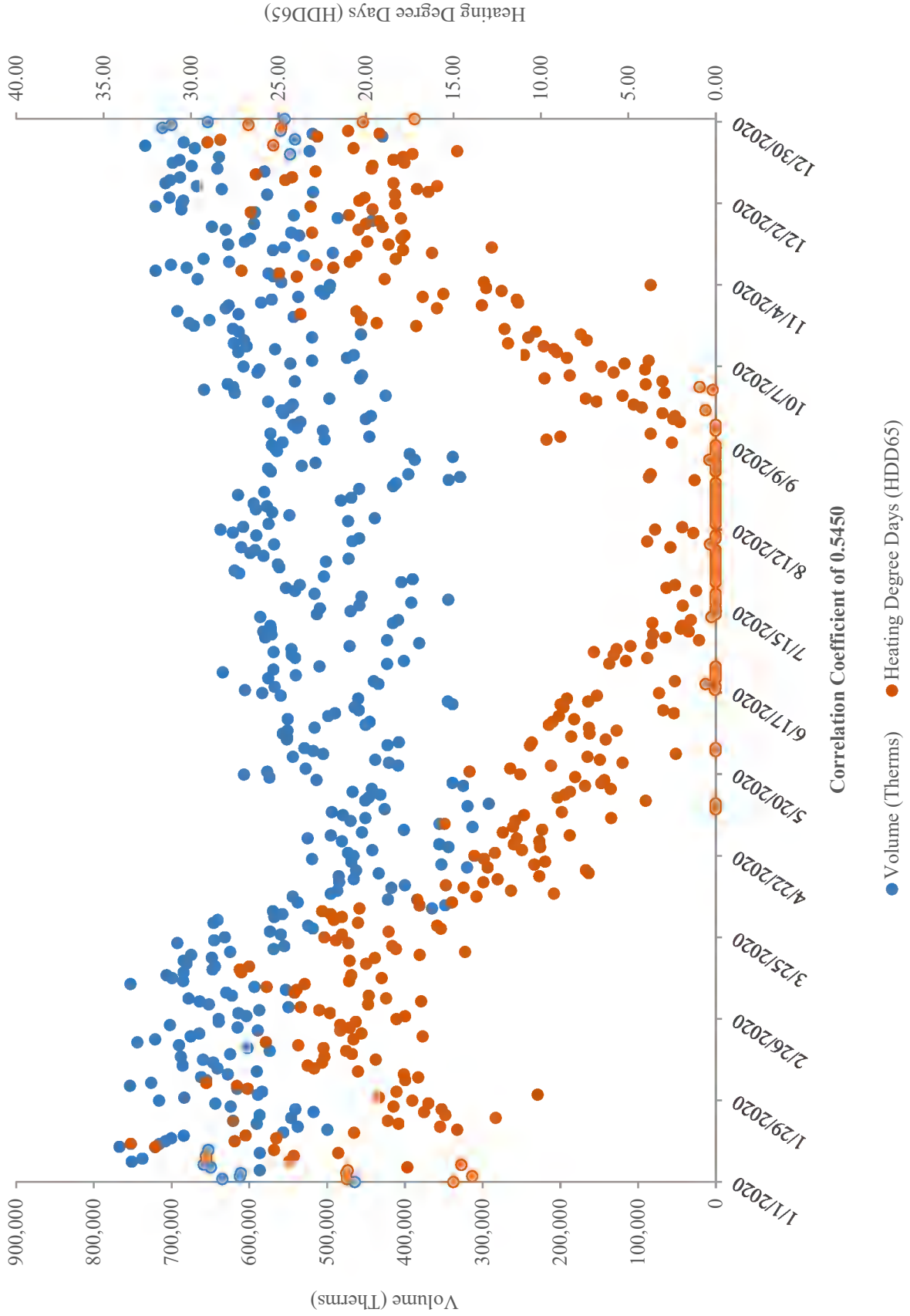
Correlation of Daily Volumes (Therms) and Heating Degree Days (HDD65)
Transportation Customer Volumes
Calendar Year 2018



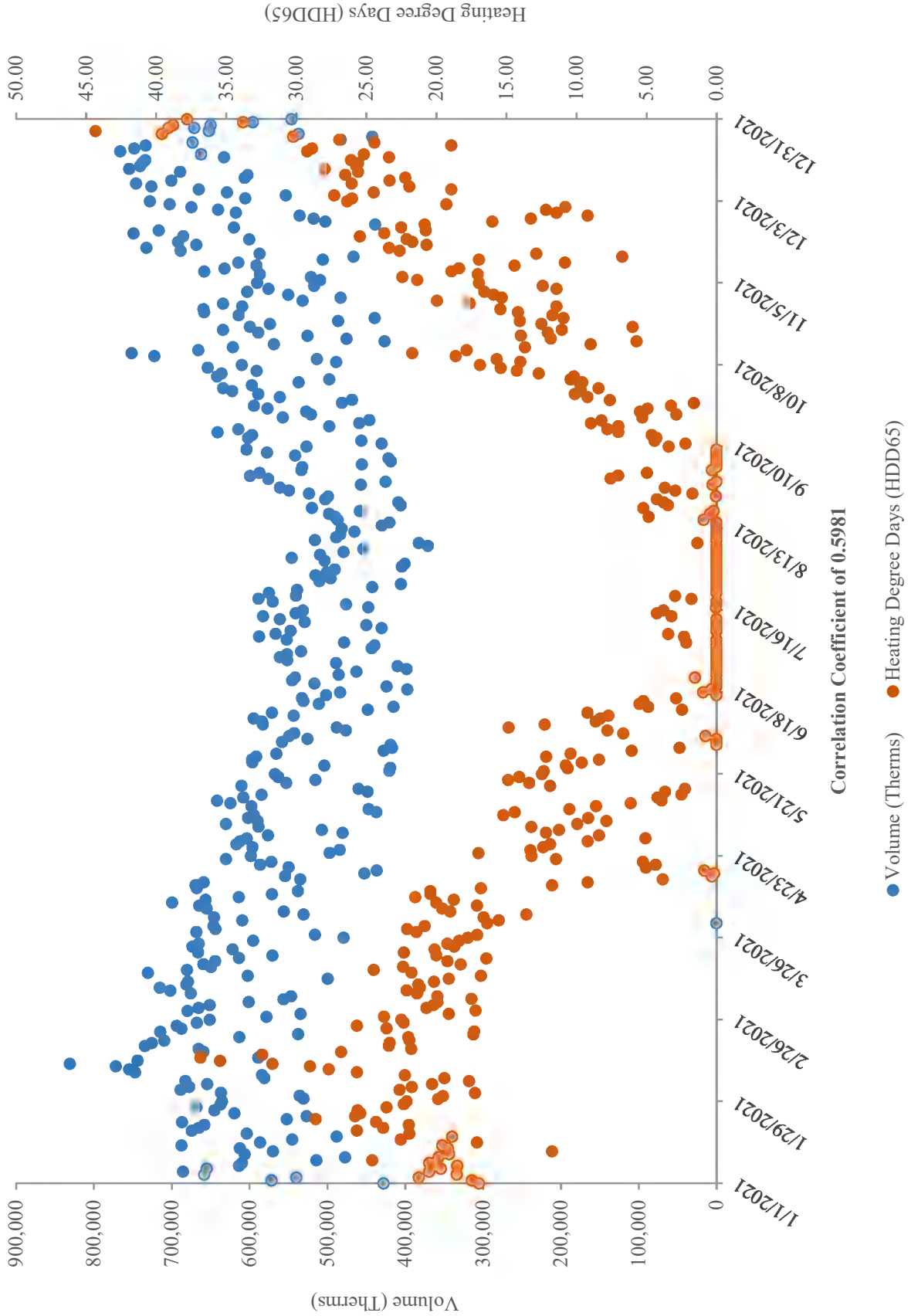
Correlation of Daily Volumes (Therms) and Heating Degree Days (HDD65)
Transportation Customer Volumes
Calendar Year 2019



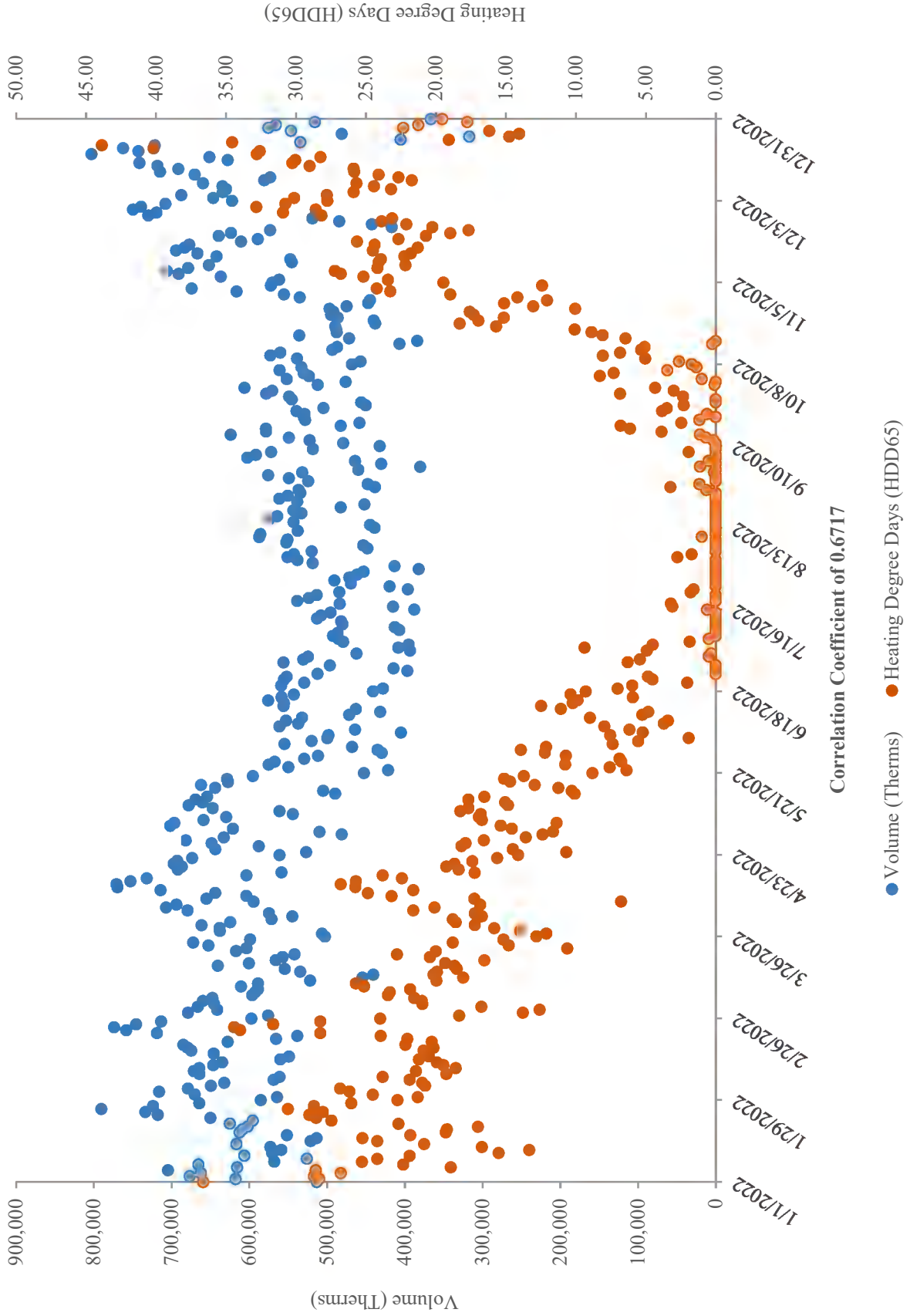
Correlation of Daily Volumes (Therms) and Heating Degree Days (HDD65)
Transportation Customer Volumes
Calendar Year 2020



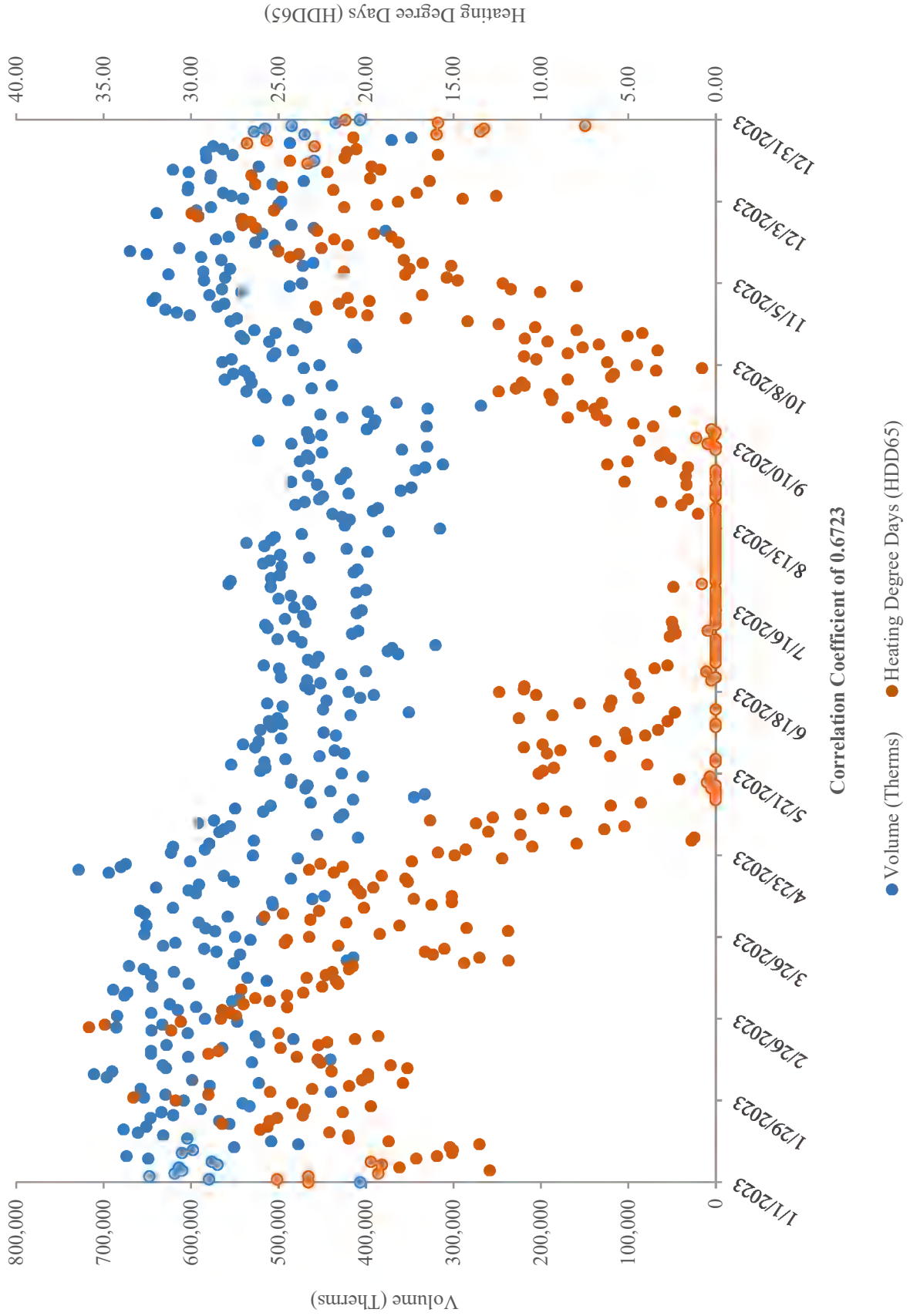
Correlation of Daily Volumes (Therms) and Heating Degree Days (HDD65)
Transportation Customer Volumes
Calendar Year 2021



Correlation of Daily Volumes (Therms) and Heating Degree Days (HDD65)
Transportation Customer Volumes
Calendar Year 2022



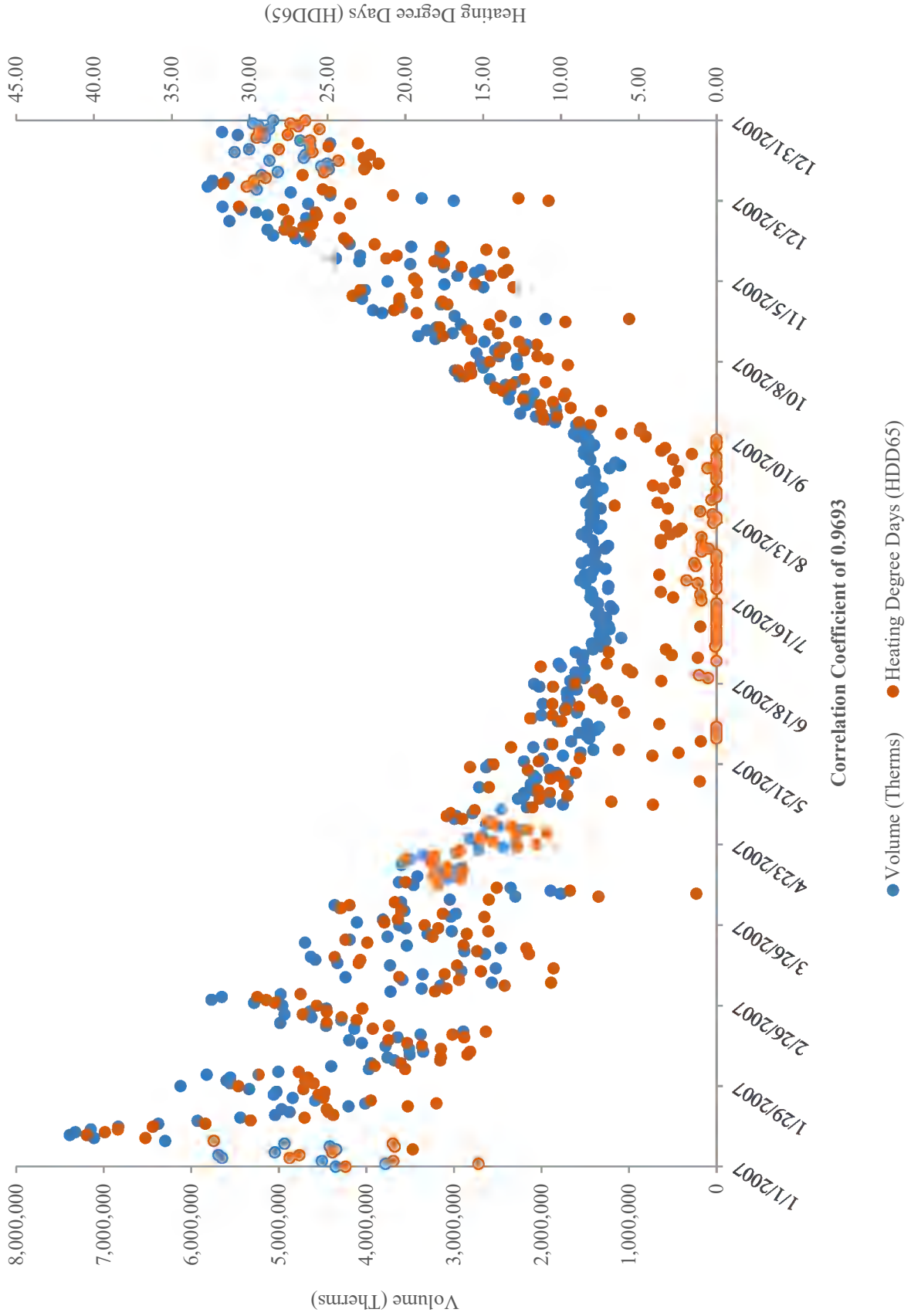
Correlation of Daily Volumes (Therms) and Heating Degree Days (HDD65)
Transportation Customer Volumes
Calendar Year 2023



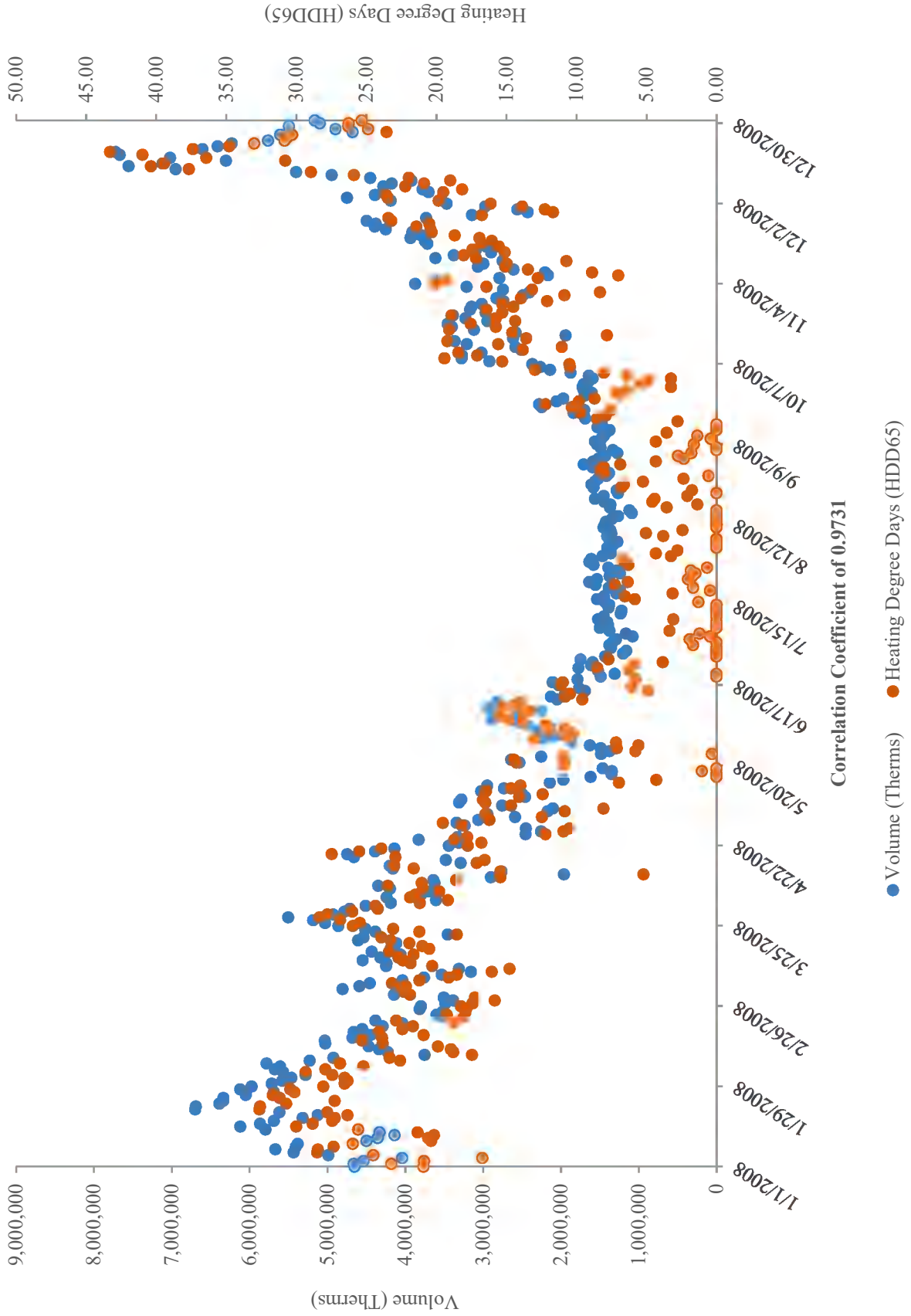
Total Customer Volumes

2007 - 2023

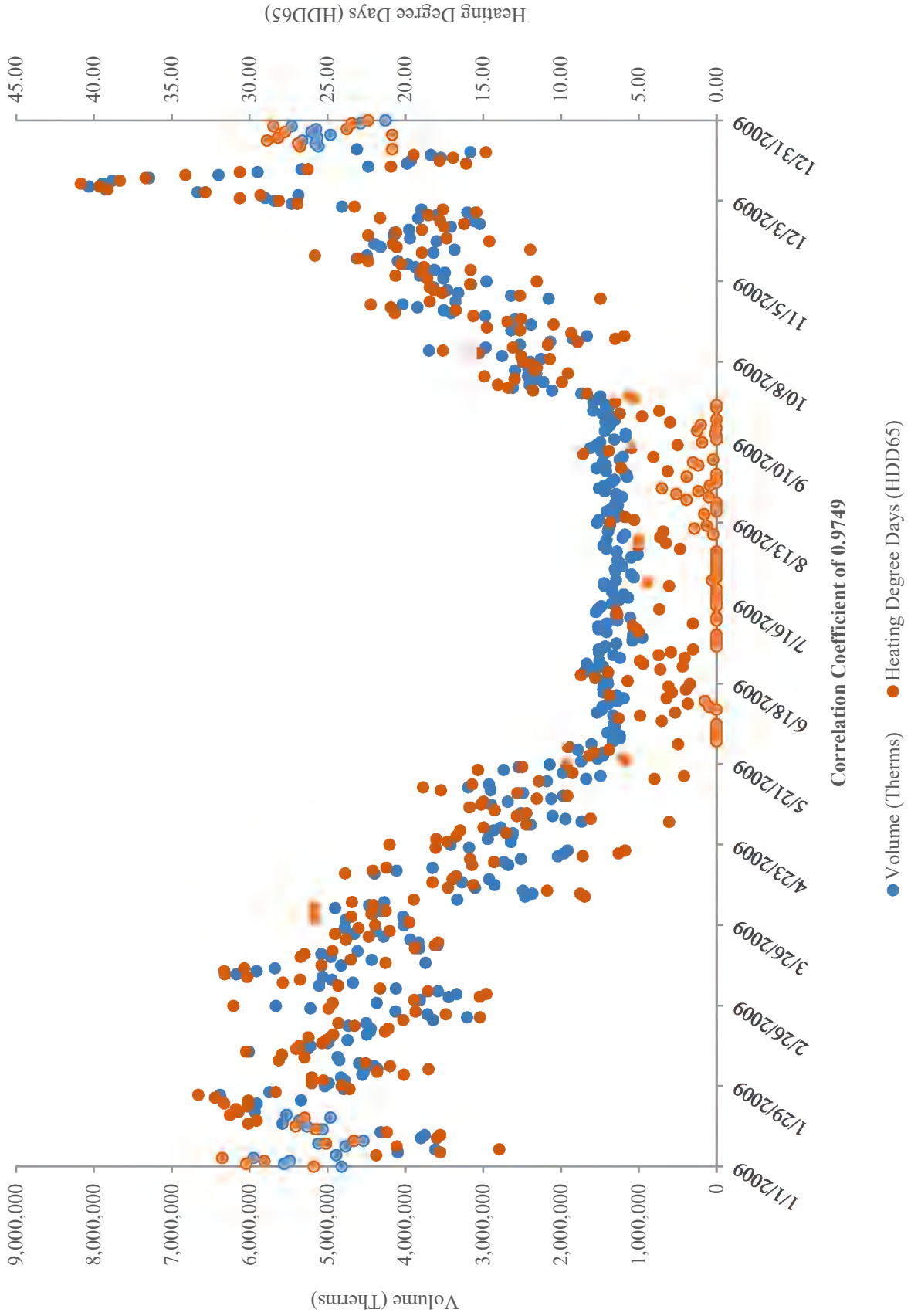
Correlation of Daily Volumes (Therms) and Heating Degree Days (HDD65)
Total Customer Volumes
Calendar Year 2007



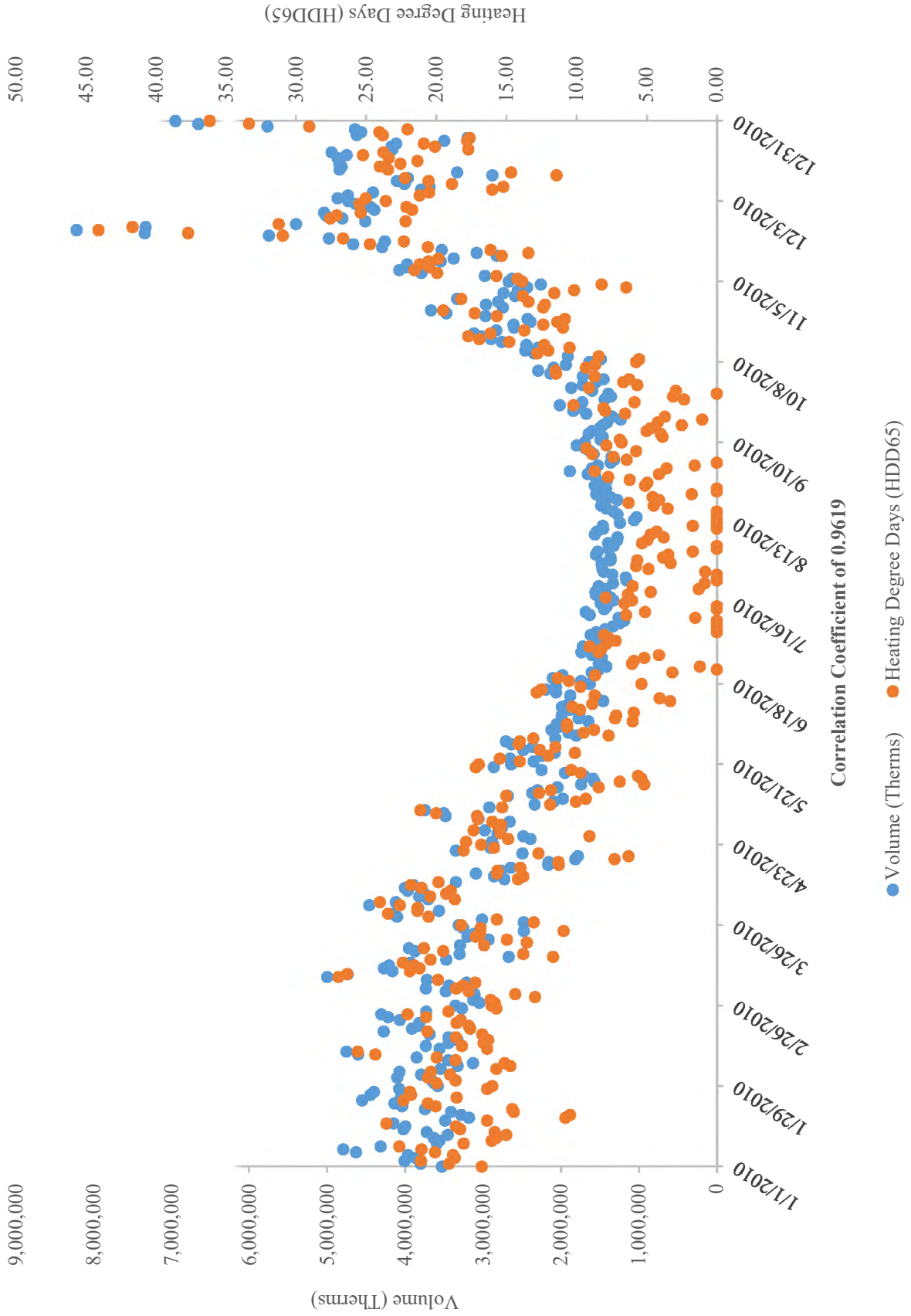
Correlation of Daily Volumes (Therms) and Heating Degree Days (HDD65)
Total Customer Volumes
Calendar Year 2008



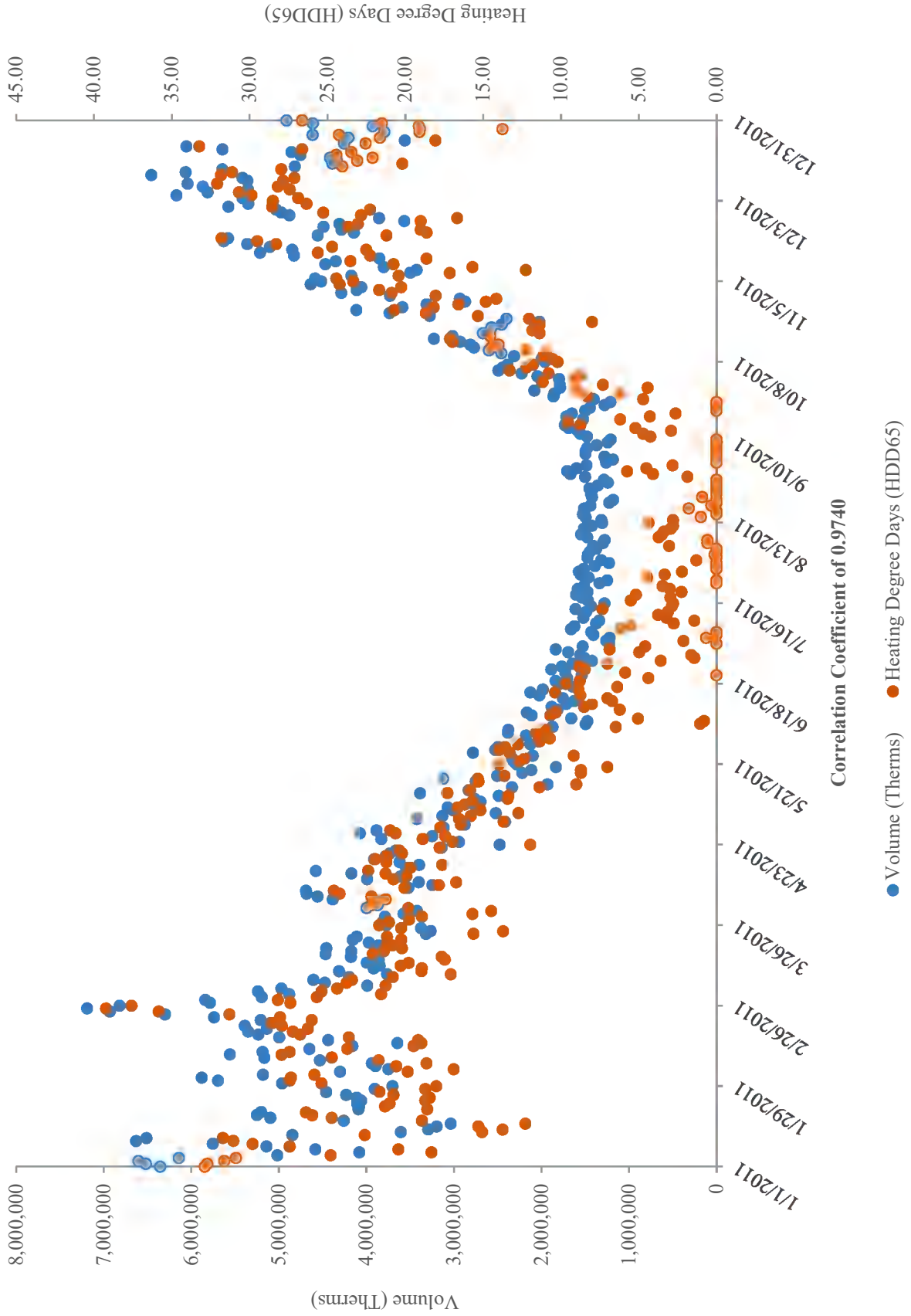
Correlation of Daily Volumes (Therms) and Heating Degree Days (HDD65)
Total Customer Volumes
Calendar Year 2009



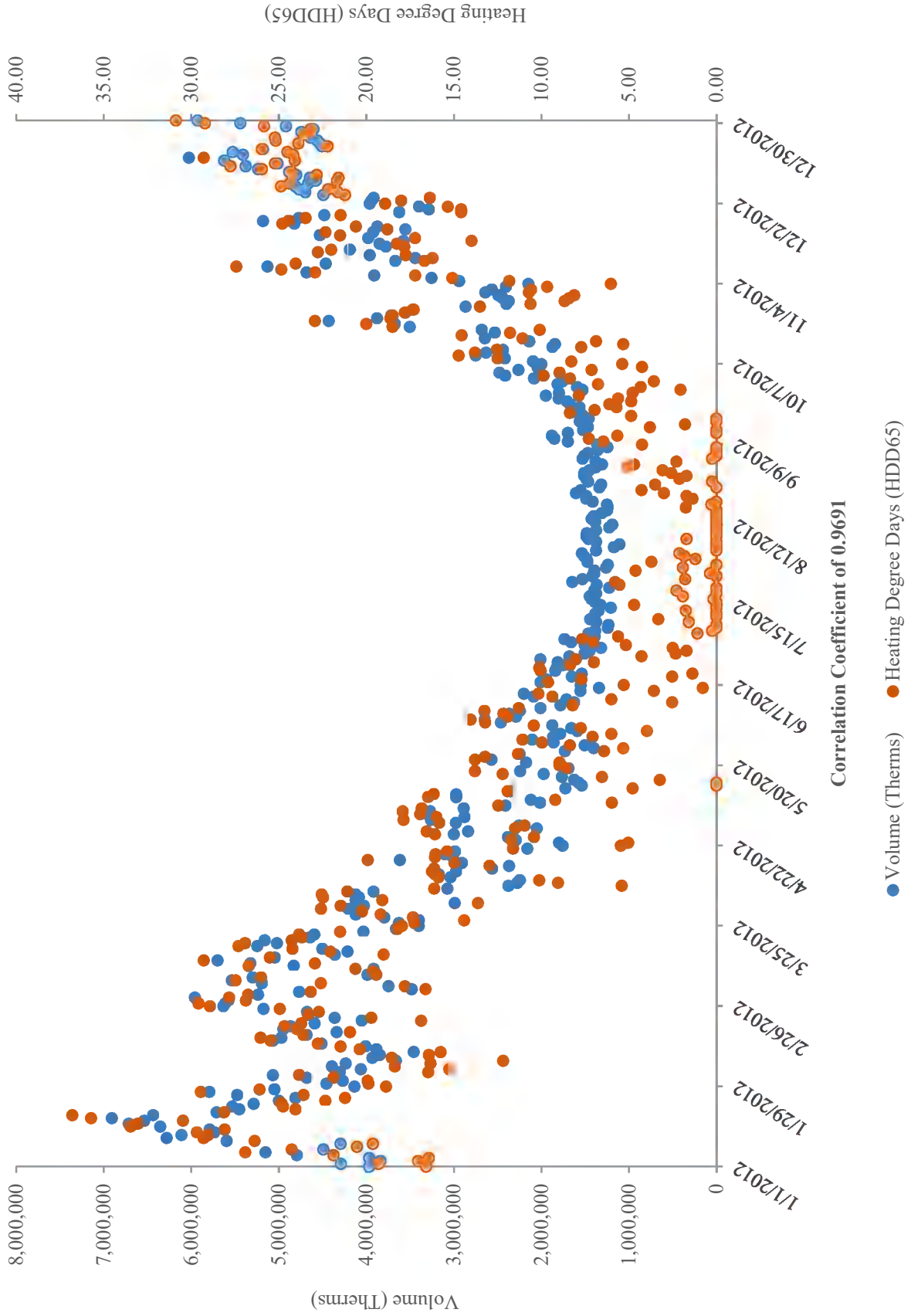
**Correlation of Daily Volumes (Therms) and Heating Degree Days (HDD65)
Total Customer Volumes
Calendar Year 2010**



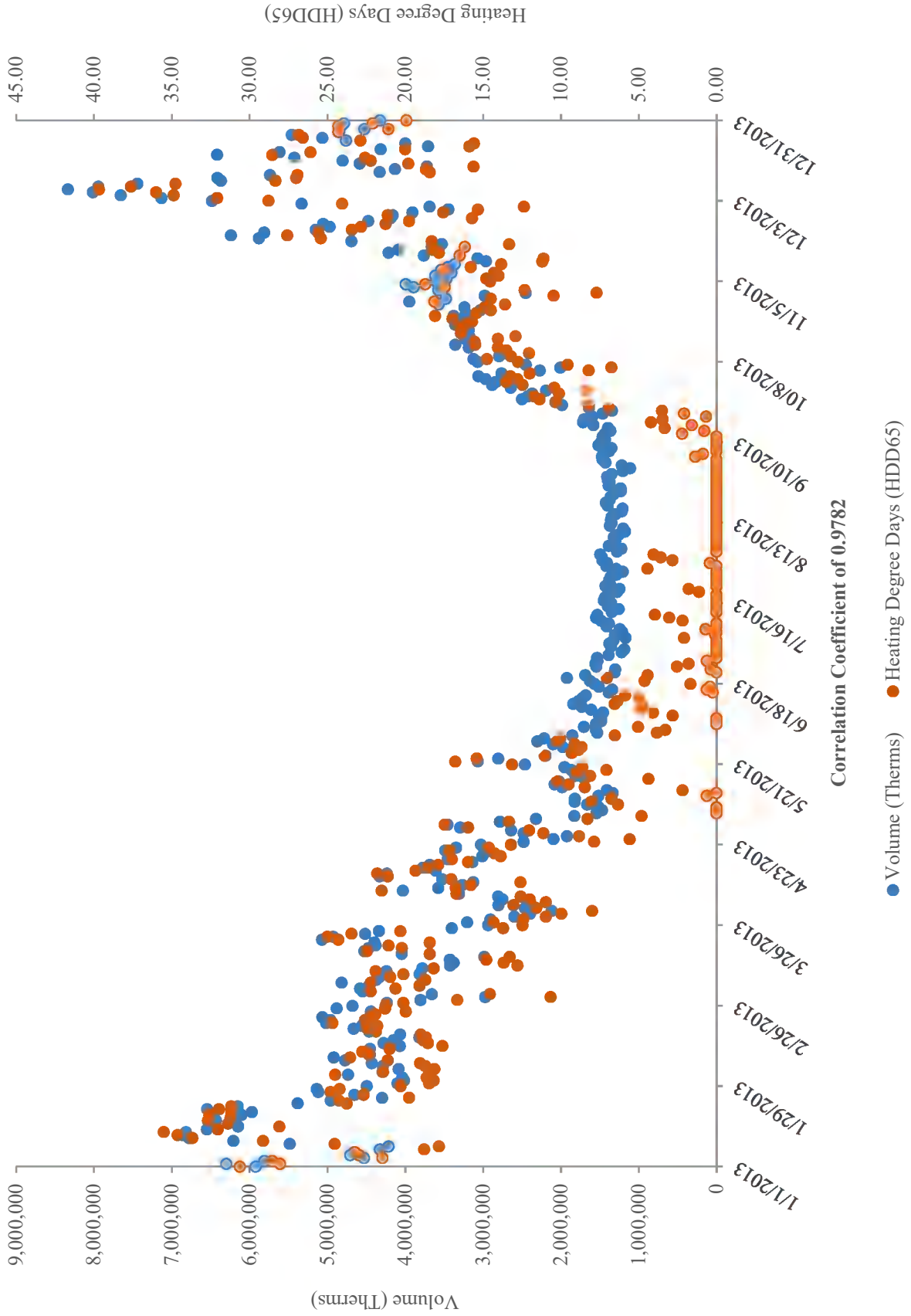
Correlation of Daily Volumes (Therms) and Heating Degree Days (HDD65)
Total Customer Volumes
Calendar Year 2011



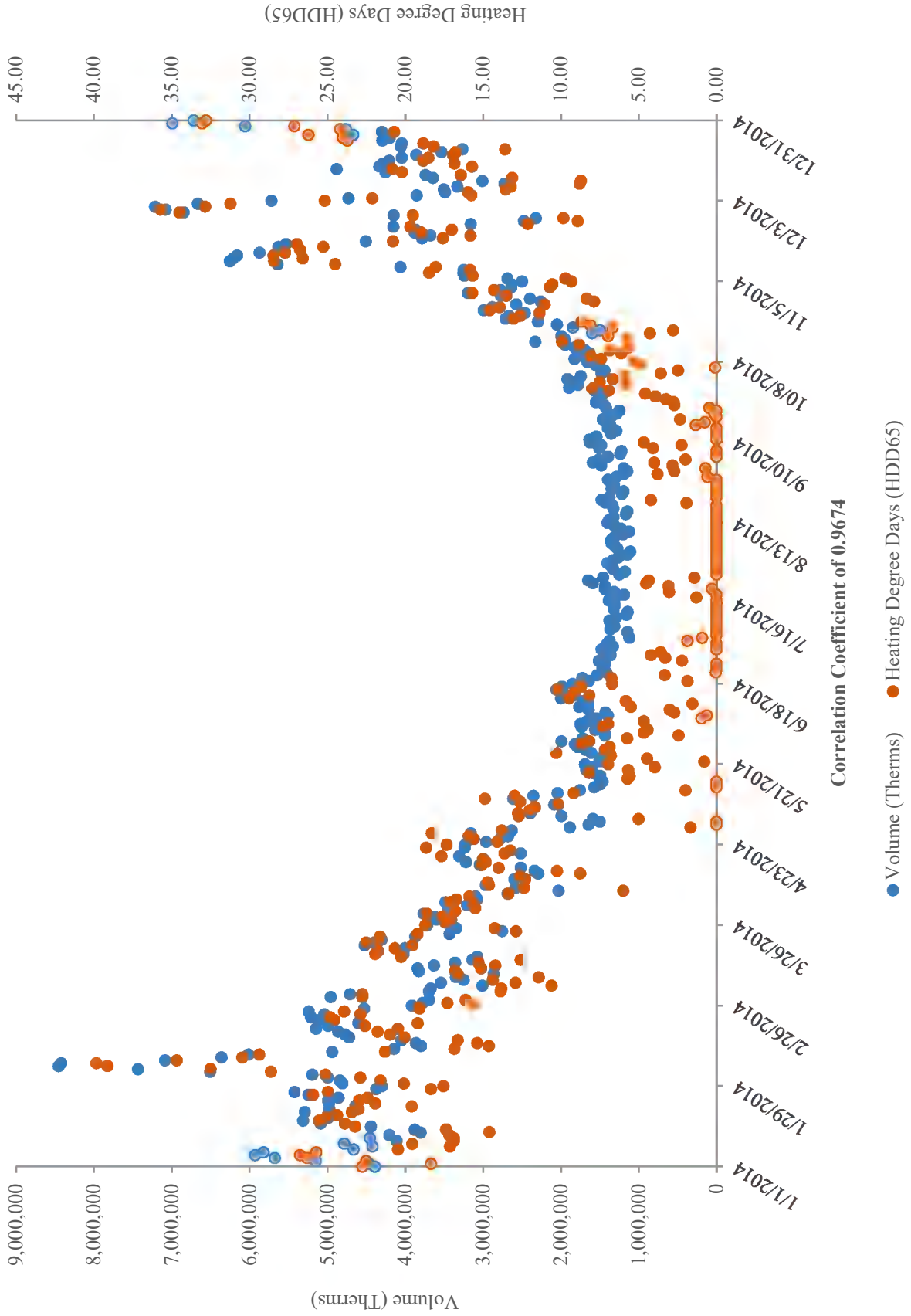
Correlation of Daily Volumes (Therms) and Heating Degree Days (HDD65)
Total Customer Volumes
Calendar Year 2012



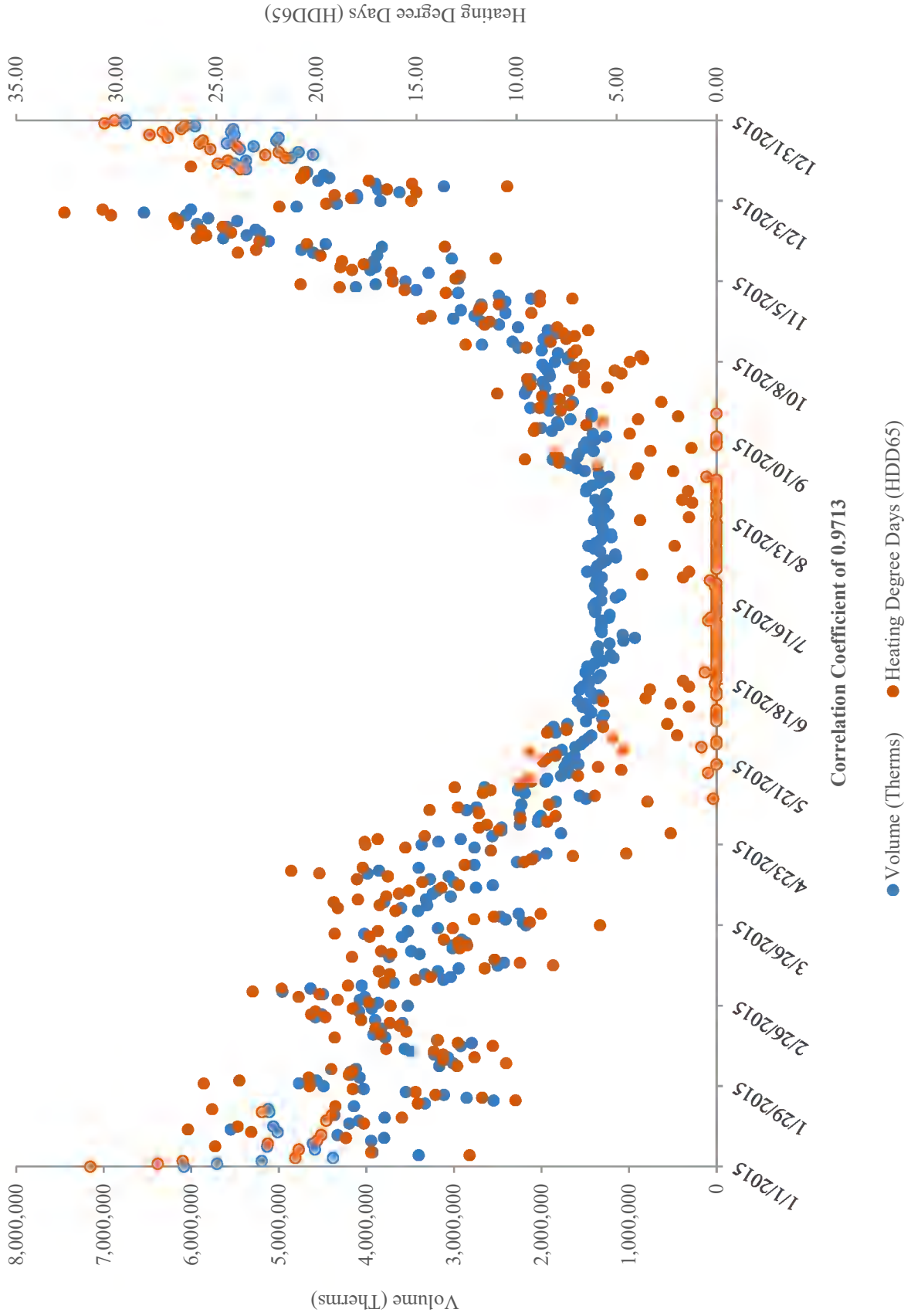
Correlation of Daily Volumes (Therms) and Heating Degree Days (HDD65)
Total Customer Volumes
Calendar Year 2013



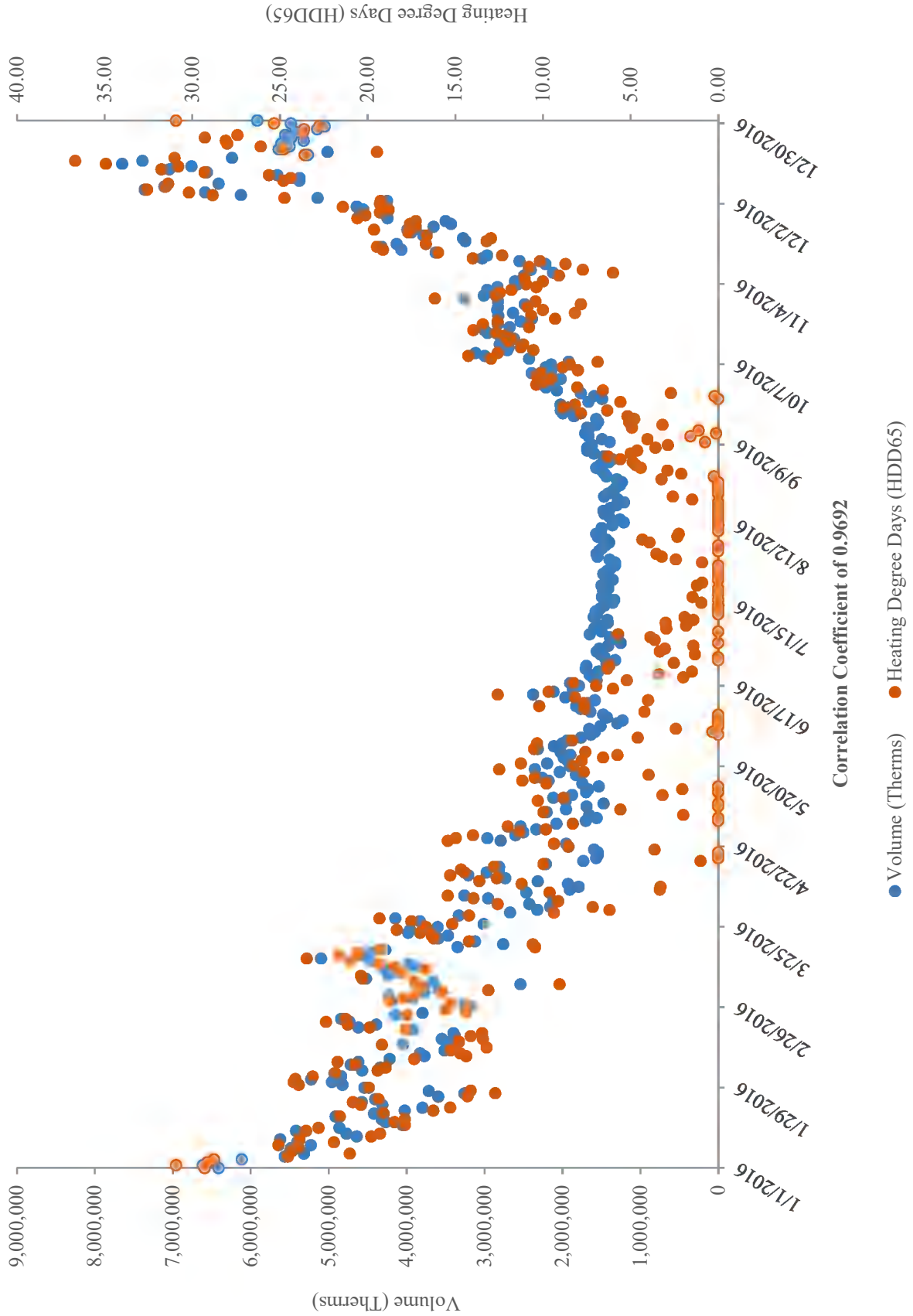
Correlation of Daily Volumes (Therms) and Heating Degree Days (HDD65)
Total Customer Volumes
Calendar Year 2014



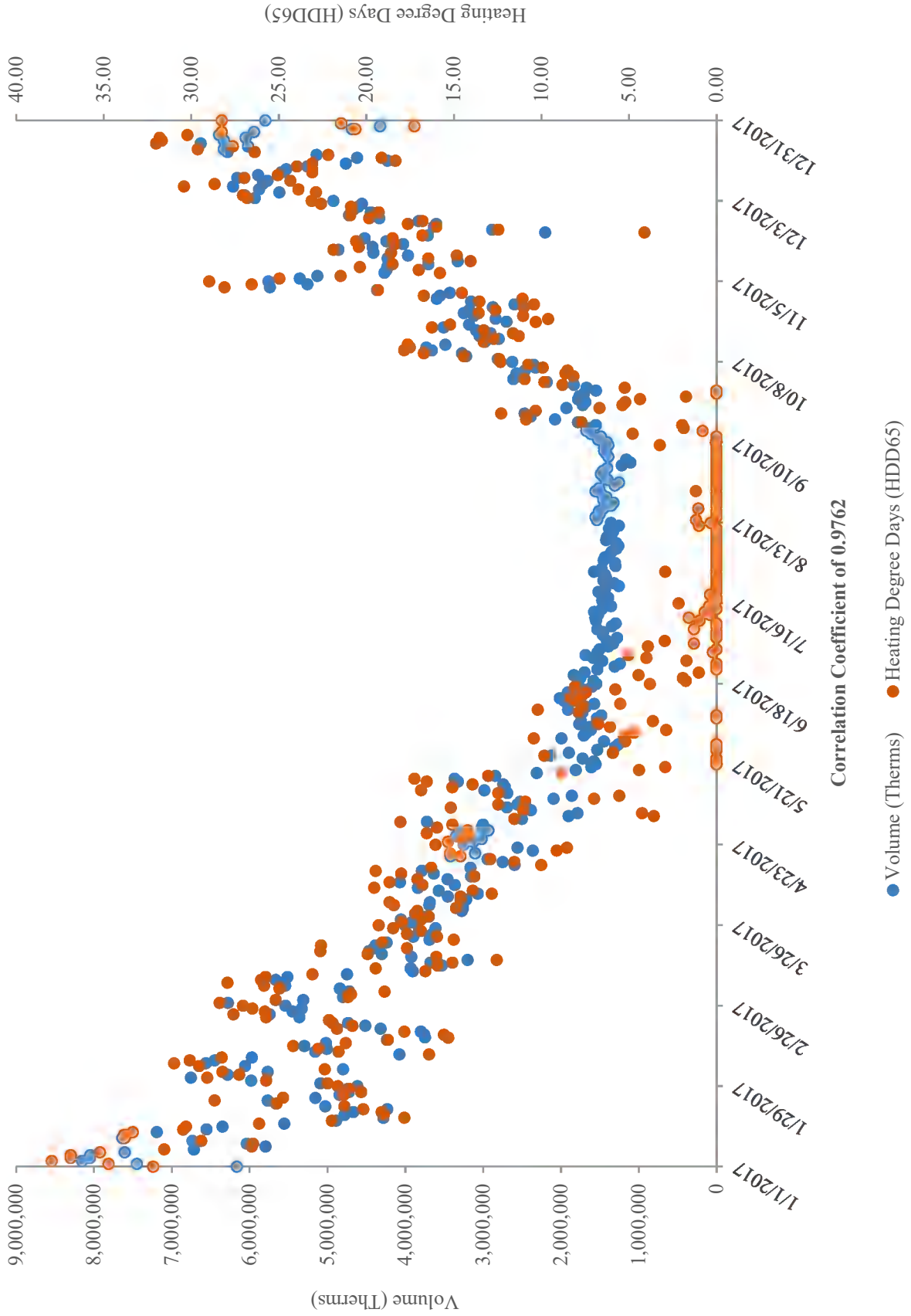
Correlation of Daily Volumes (Therms) and Heating Degree Days (HDD65)
Total Customer Volumes
Calendar Year 2015



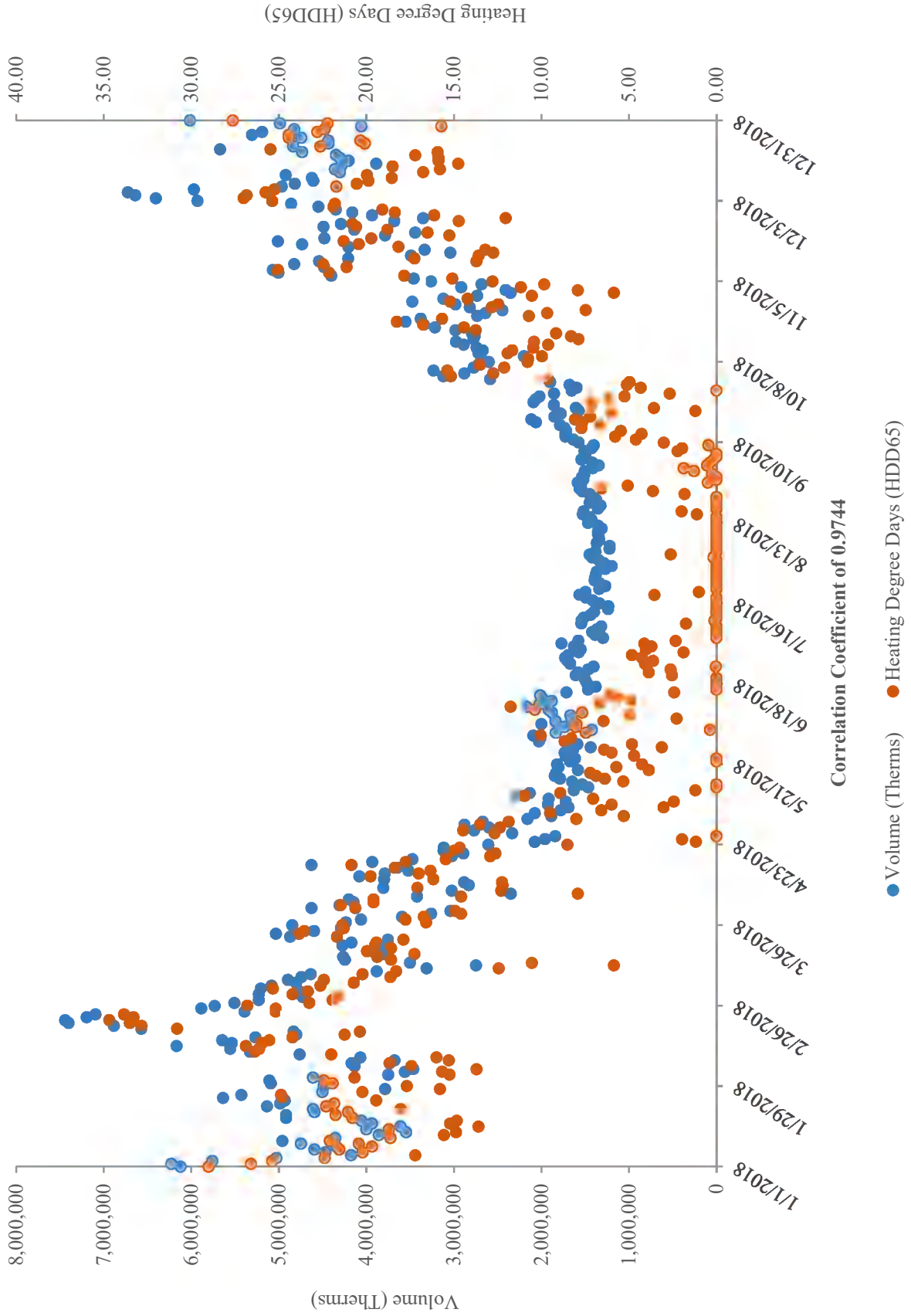
Correlation of Daily Volumes (Therms) and Heating Degree Days (HDD65)
Total Customer Volumes
Calendar Year 2016



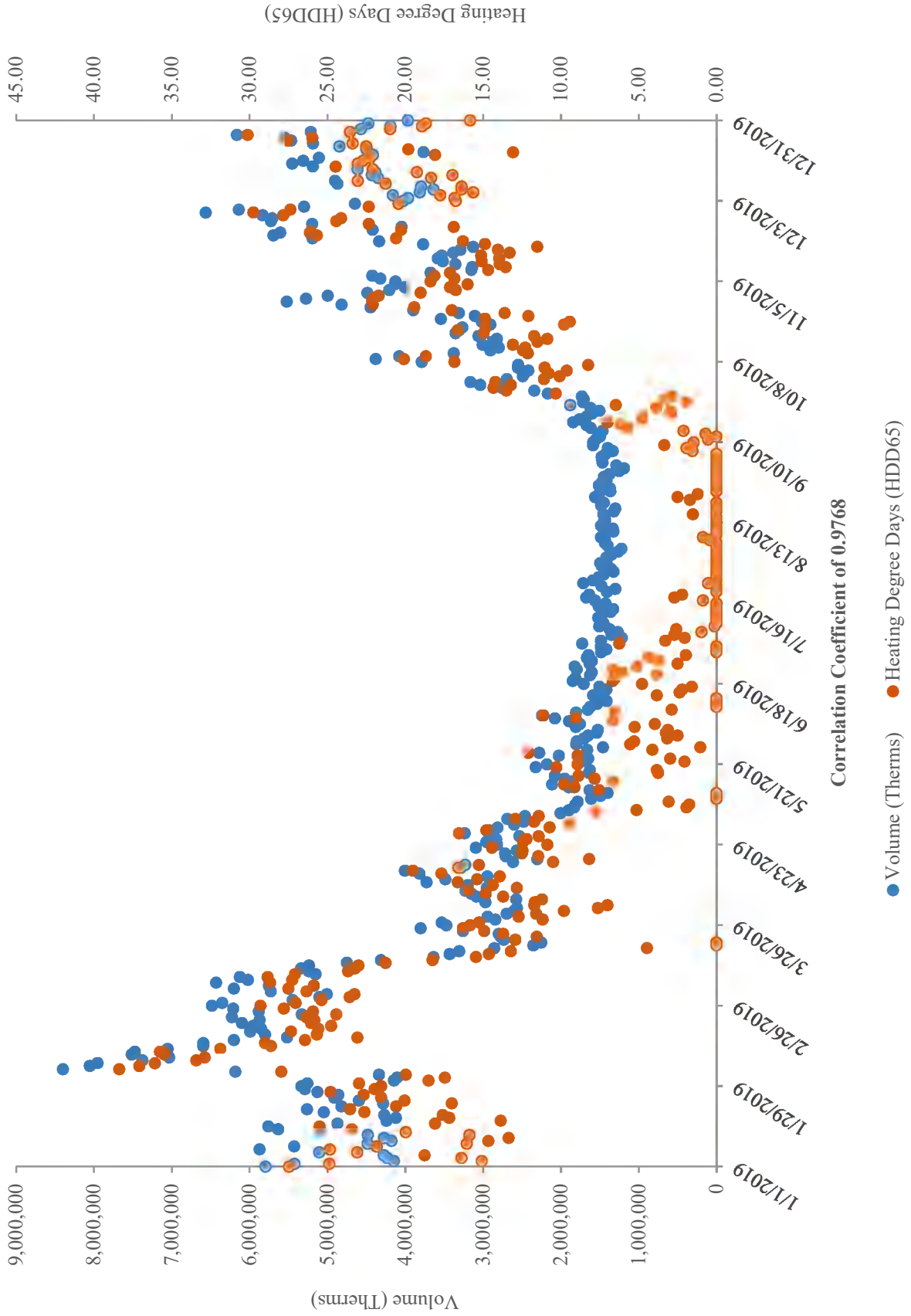
Correlation of Daily Volumes (Therms) and Heating Degree Days (HDD65)
Total Customer Volumes
Calendar Year 2017



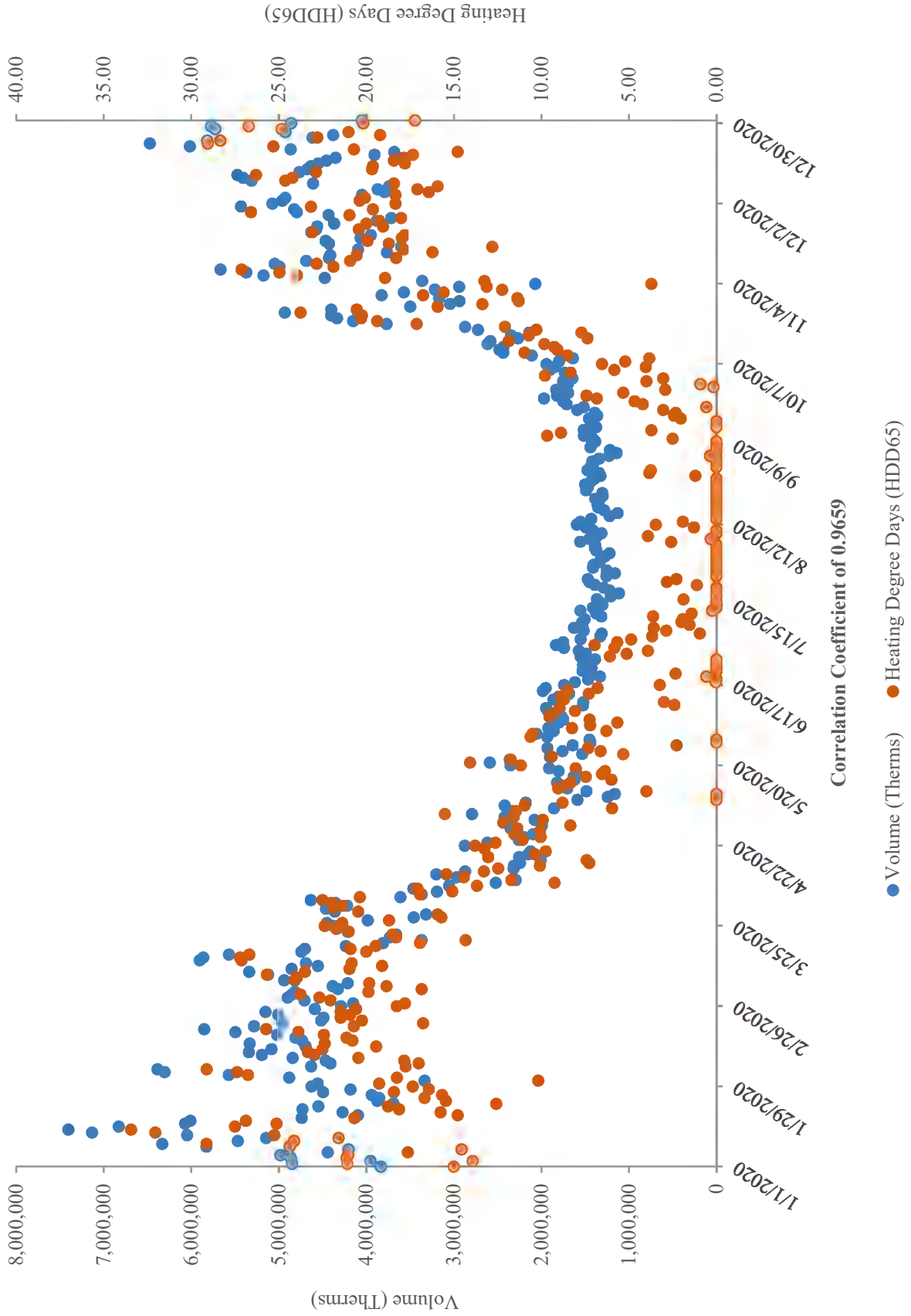
Correlation of Daily Volumes (Therms) and Heating Degree Days (HDD65)
Total Customer Volumes
Calendar Year 2018



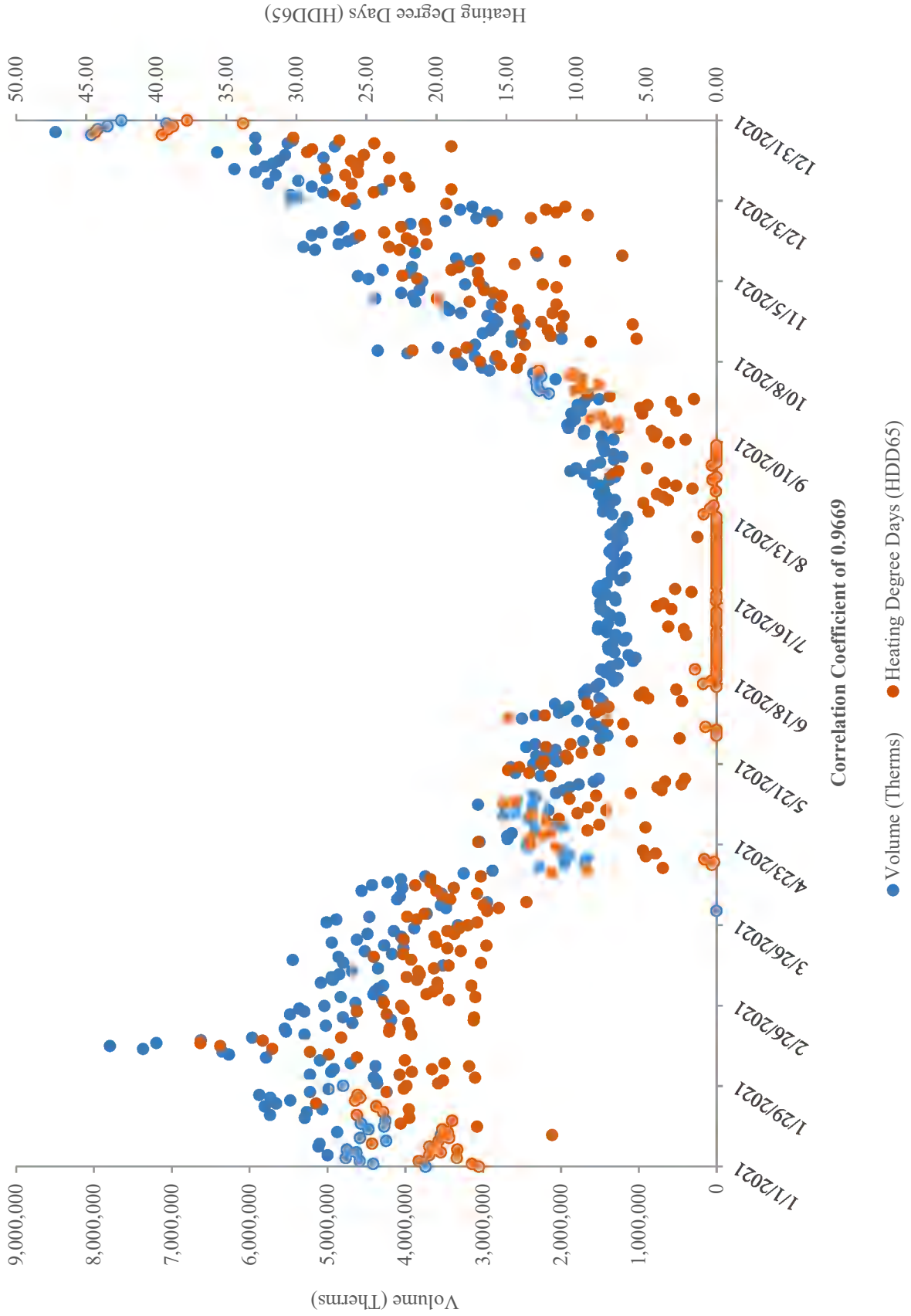
Correlation of Daily Volumes (Therms) and Heating Degree Days (HDD65)
Total Customer Volumes
Calendar Year 2019



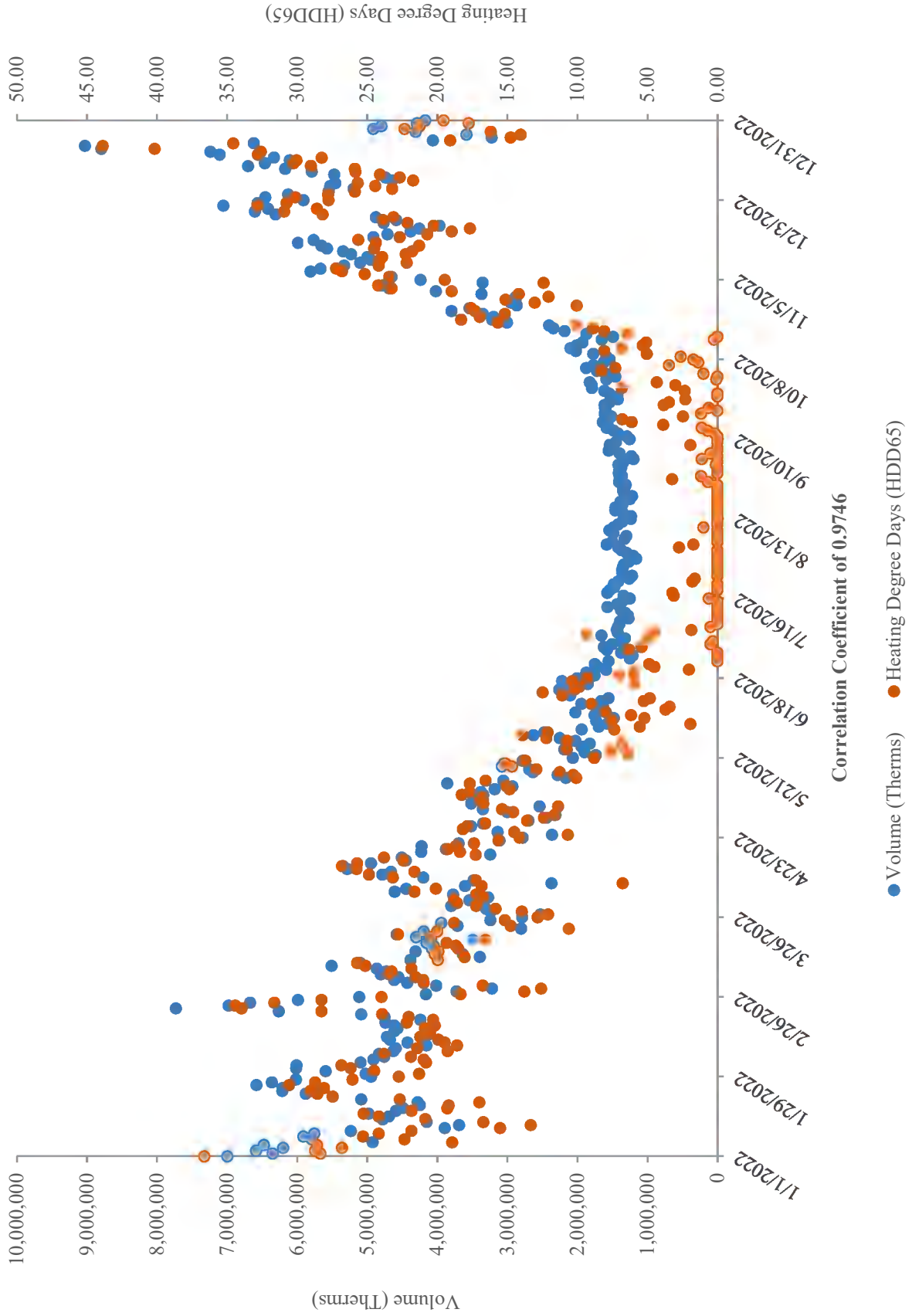
Correlation of Daily Volumes (Therms) and Heating Degree Days (HDD65)
Total Customer Volumes
Calendar Year 2020



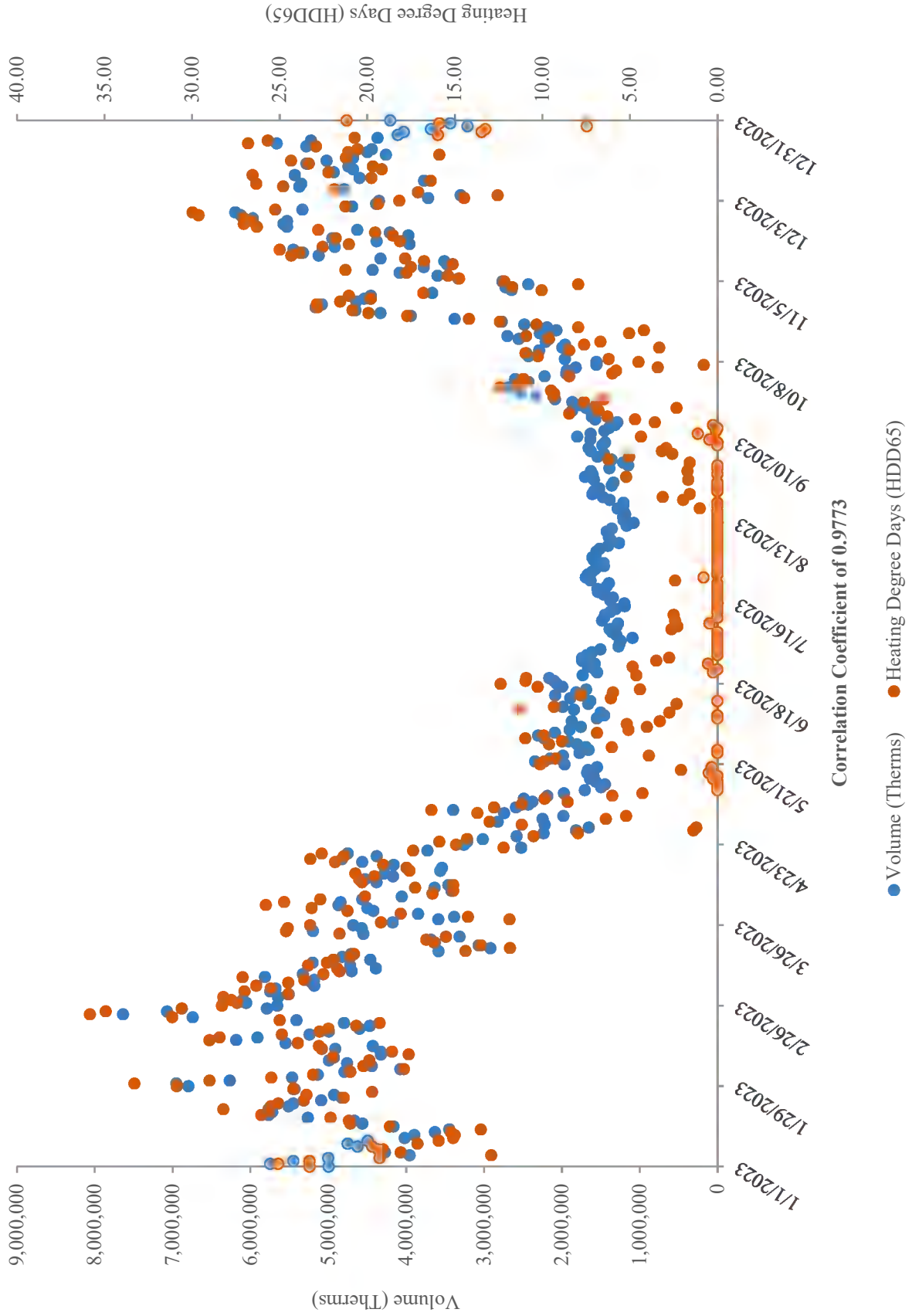
Correlation of Daily Volumes (Therms) and Heating Degree Days (HDD65)
Total Customer Volumes
Calendar Year 2021



Correlation of Daily Volumes (Therms) and Heating Degree Days (HDD65)
Total Customer Volumes
Calendar Year 2022



Correlation of Daily Volumes (Therms) and Heating Degree Days (HDD65)
Total Customer Volumes
Calendar Year 2023



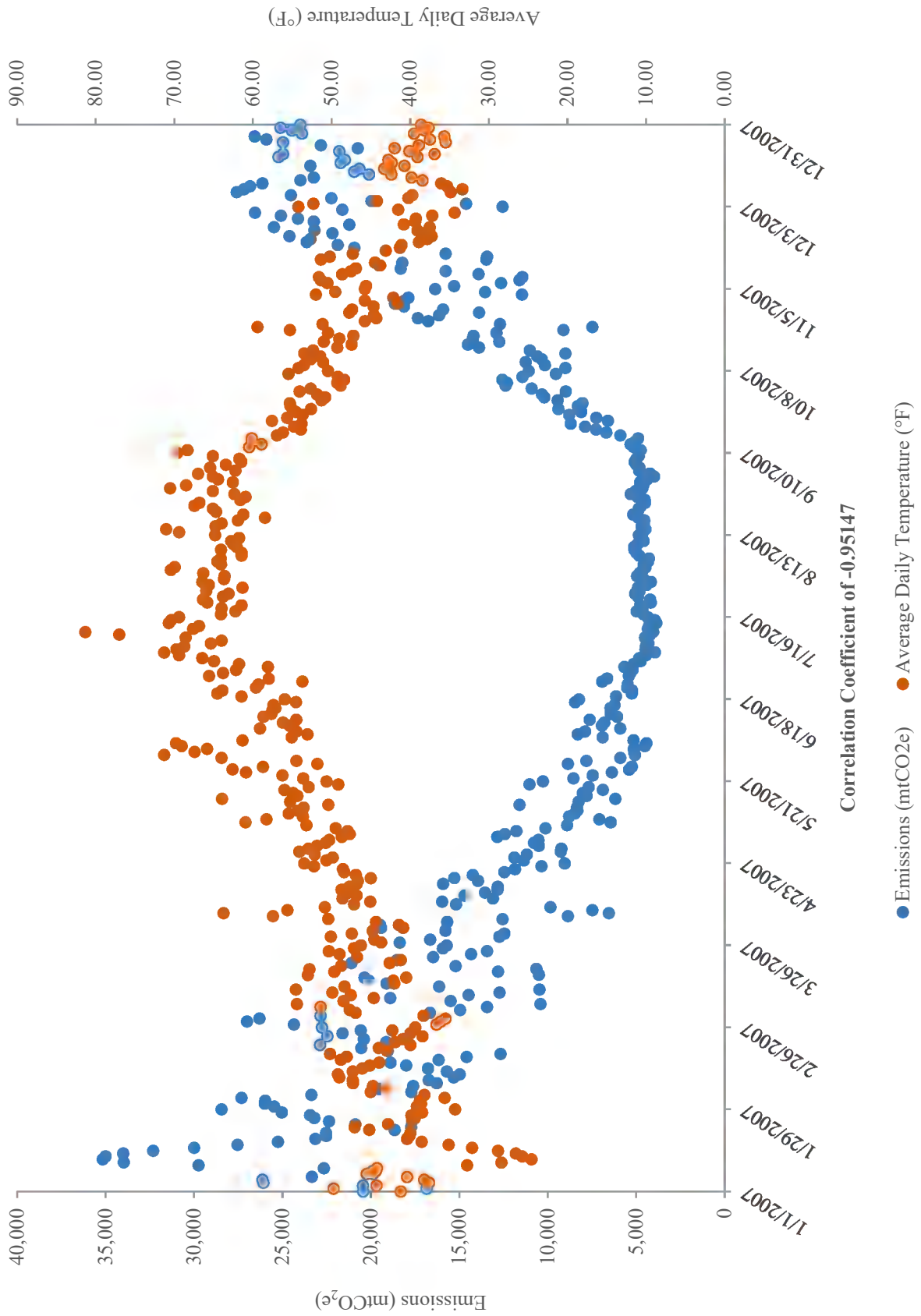
**Correlation of Daily Emissions (mtCO₂e)
and Average Daily Temperature (°F)**

2007 - 2023

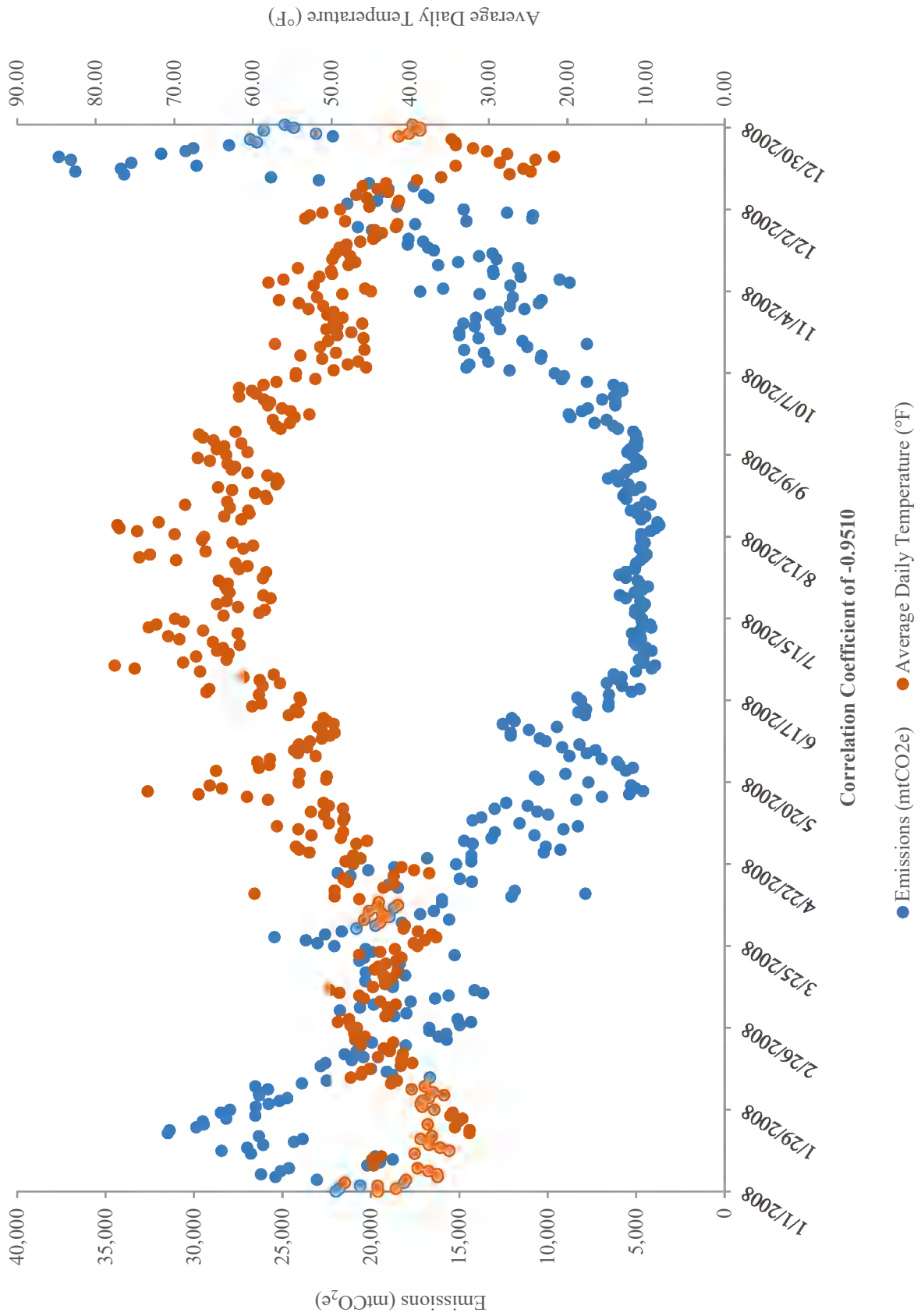
Firm and Interruptible Customer Emissions

2007 - 2023

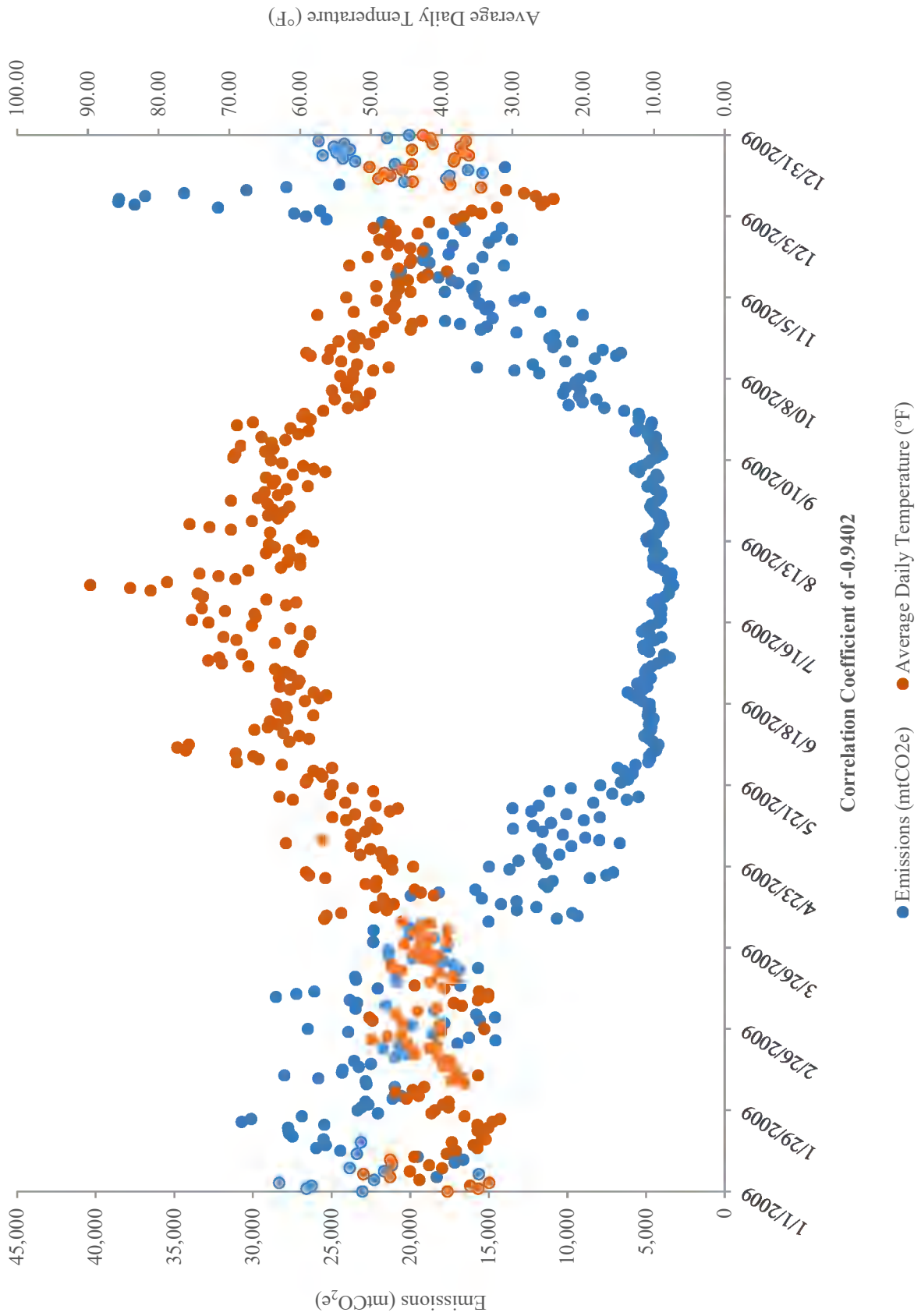
**Correlation of Daily Emissions (mtCO₂e) and Average Daily Temperature (°F)
Firm and Interruptible Customer Emissions
Calendar Year 2007**



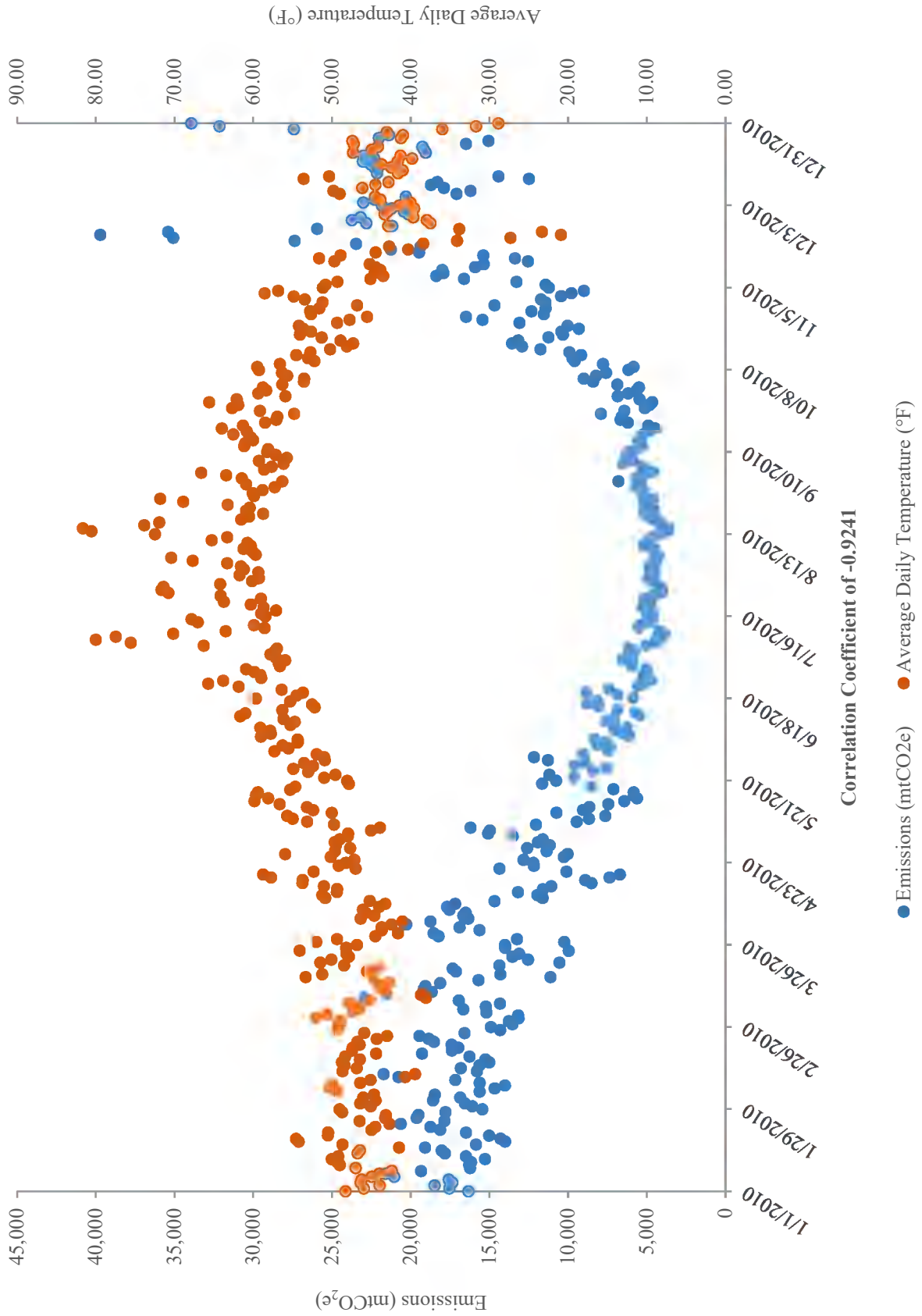
**Correlation of Daily Emissions (mtCO₂e) and Average Daily Temperature (°F)
Firm and Interruptible Customer Emissions
Calendar Year 2008**



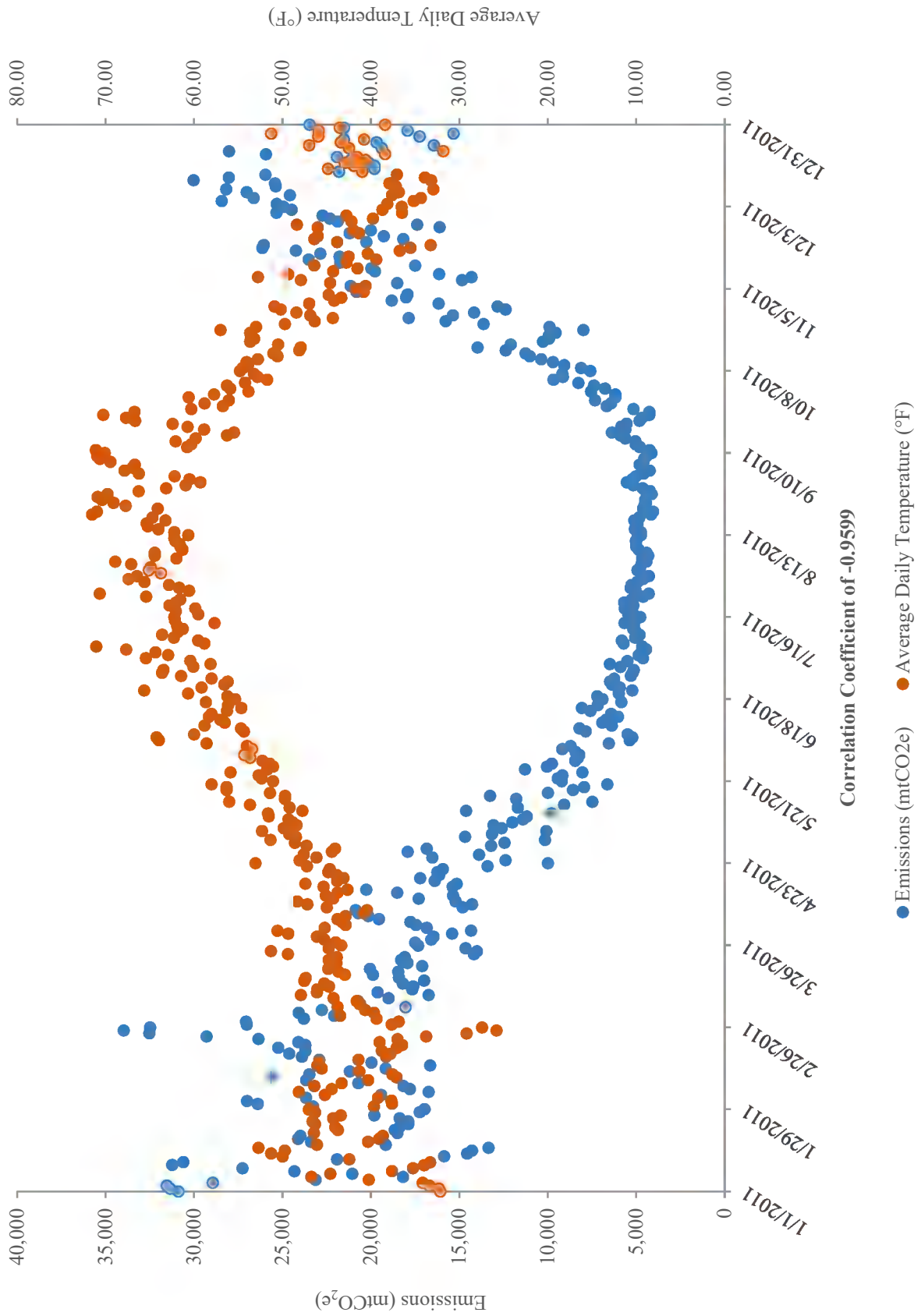
**Correlation of Daily Emissions (mtCO₂e) and Average Daily Temperature (°F)
Firm and Interruptible Customer Emissions
Calendar Year 2009**



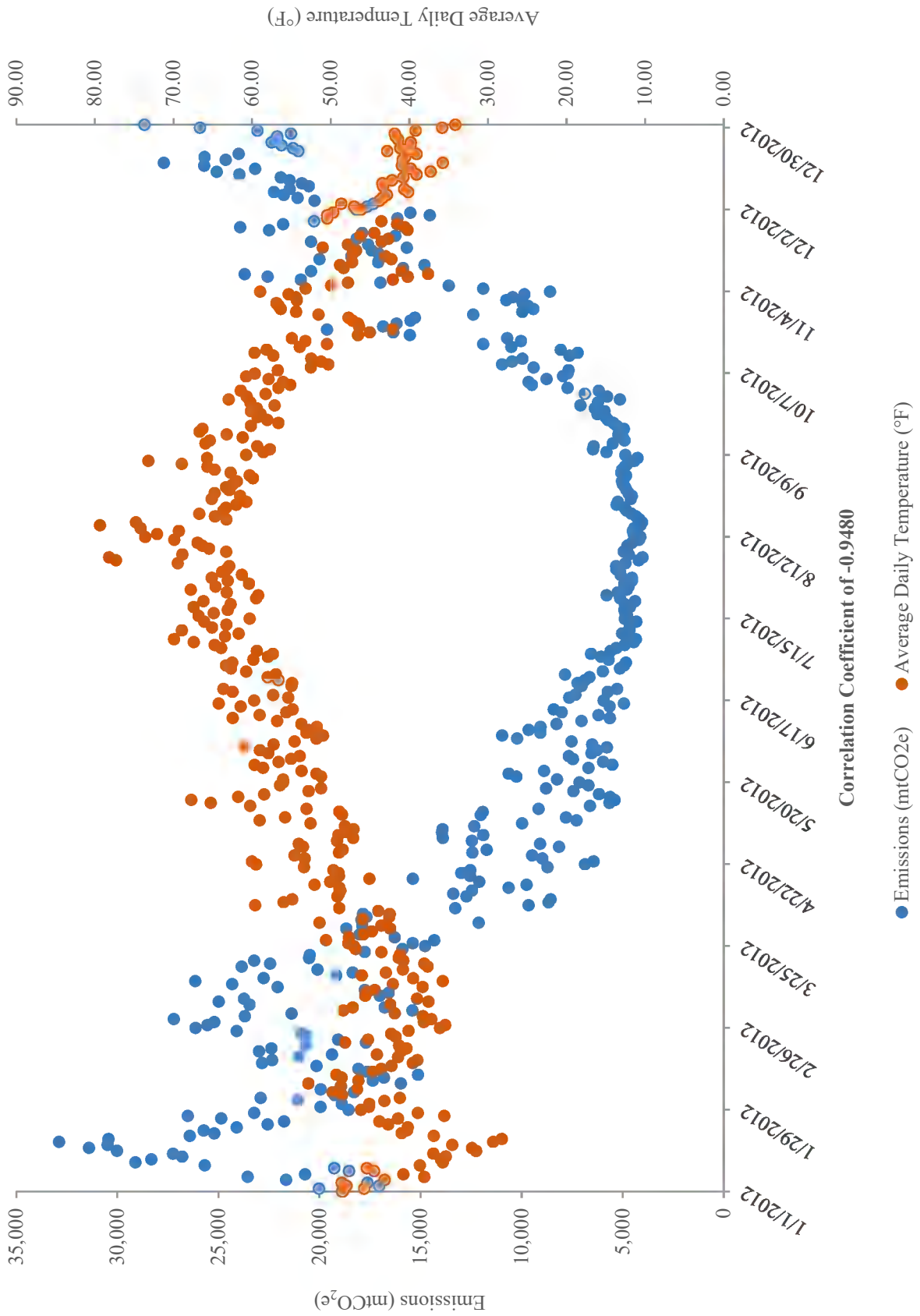
**Correlation of Daily Emissions (mtCO₂e) and Average Daily Temperature (°F)
Firm and Interruptible Customer Emissions
Calendar Year 2010**



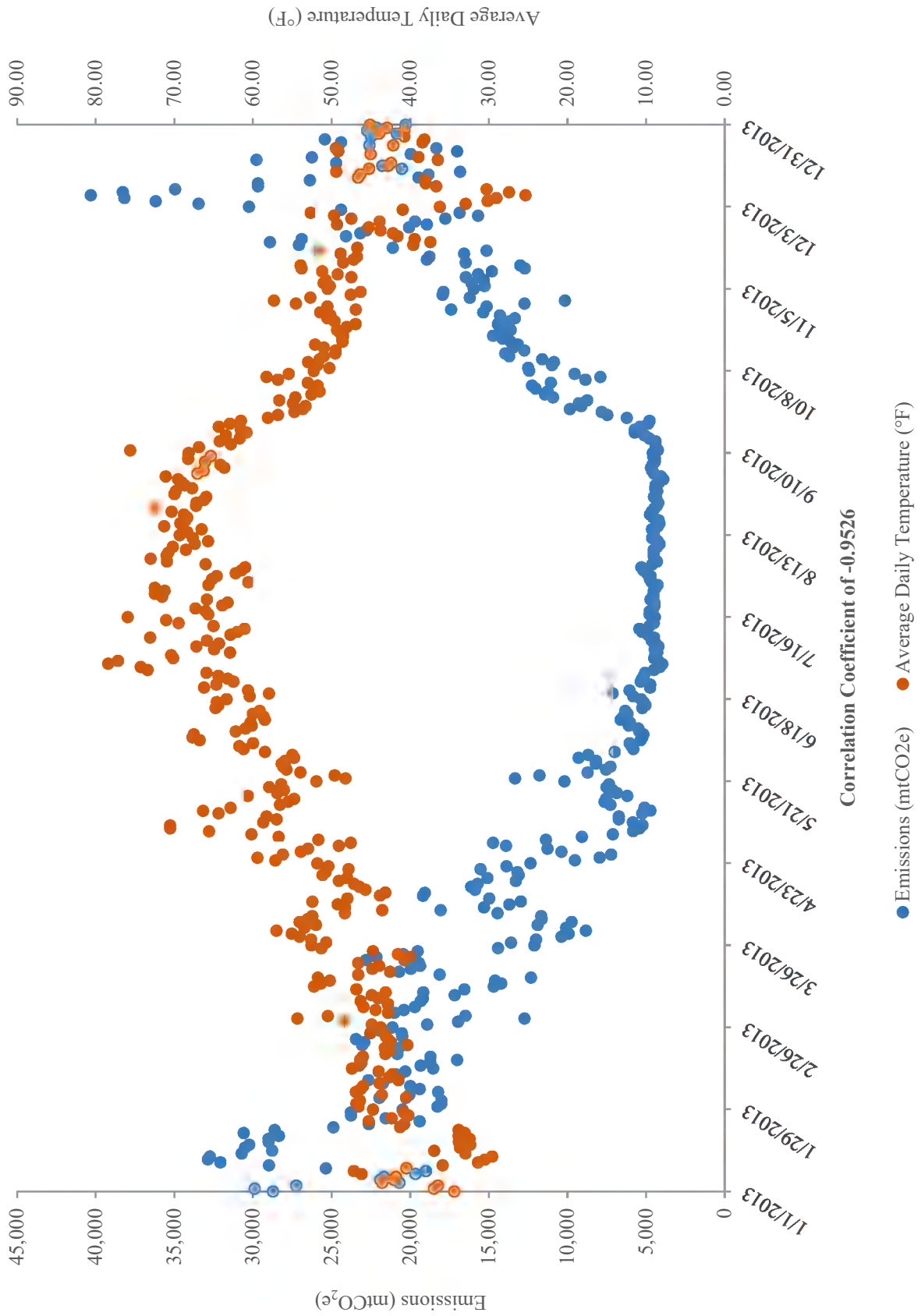
Correlation of Daily Emissions (mtCO₂e) and Average Daily Temperature (°F)
Firm and Interruptible Customer Emissions
Calendar Year 2011



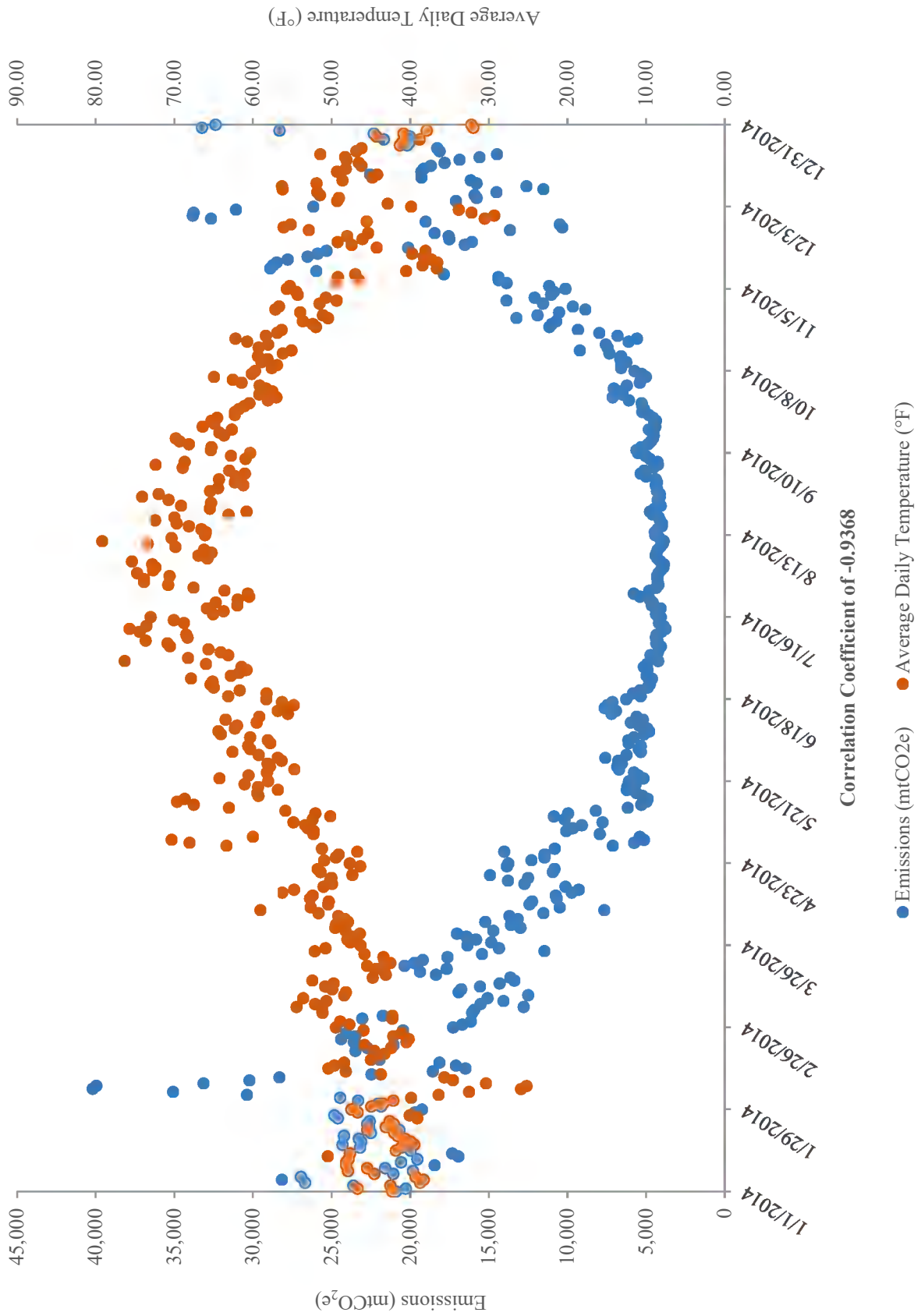
Correlation of Daily Emissions (mtCO₂e) and Average Daily Temperature (°F)
Firm and Interruptible Customer Emissions
Calendar Year 2012



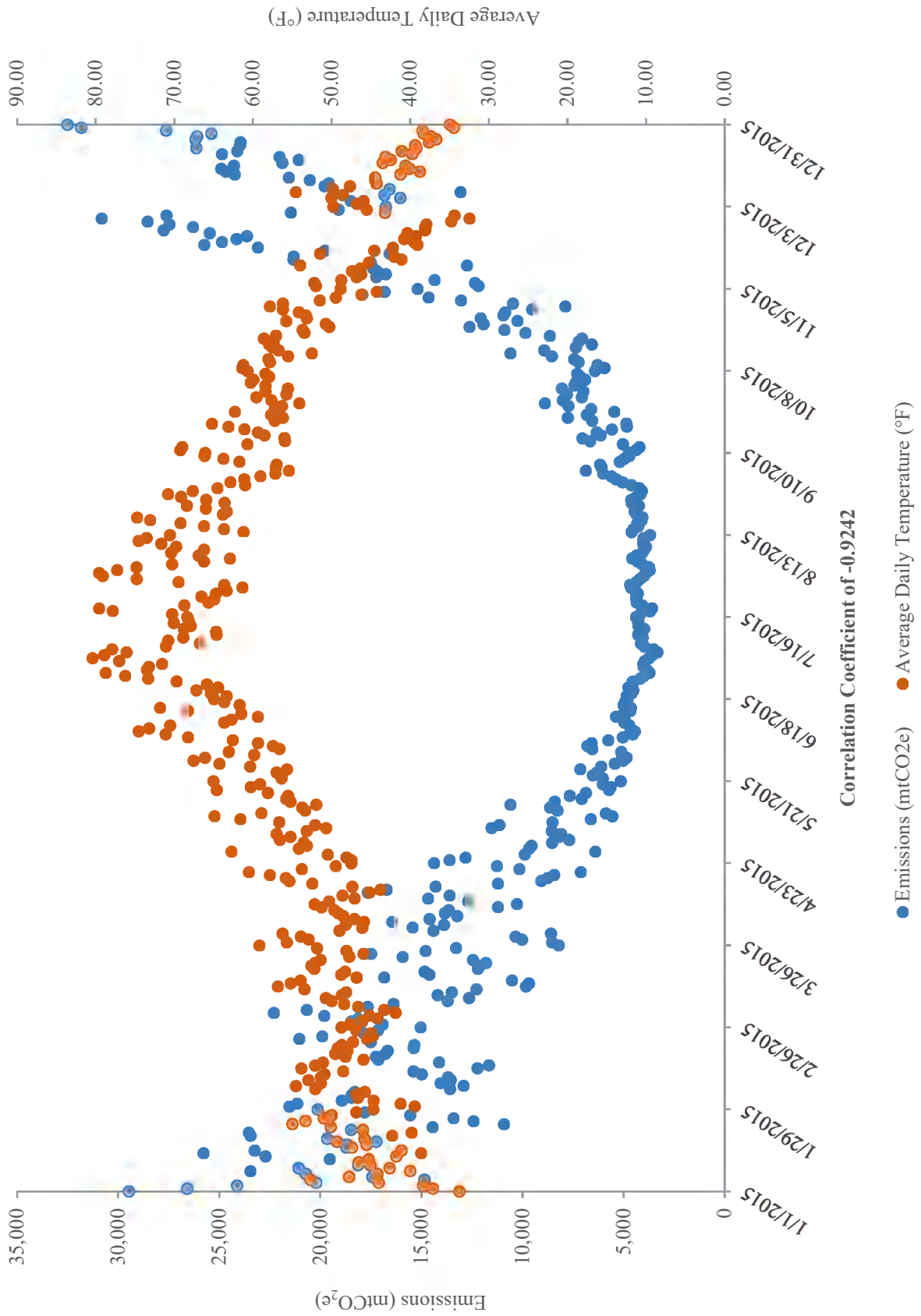
**Correlation of Daily Emissions (mtCO₂e) and Average Daily Temperature (°F)
Firm and Interruptible Customer Emissions
Calendar Year 2013**



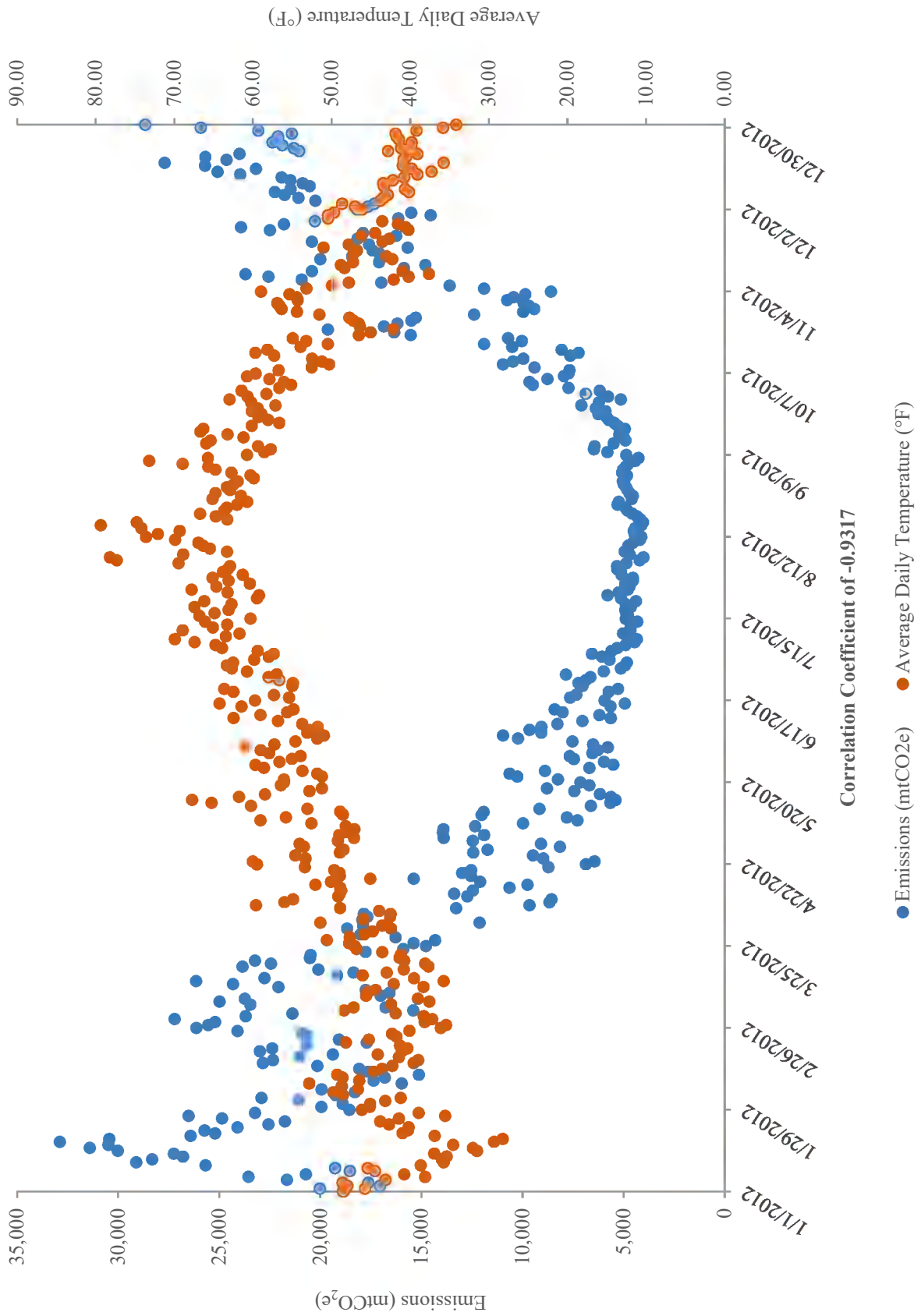
**Correlation of Daily Emissions (mtCO₂e) and Average Daily Temperature (°F)
Firm and Interruptible Customer Emissions
Calendar Year 2014**



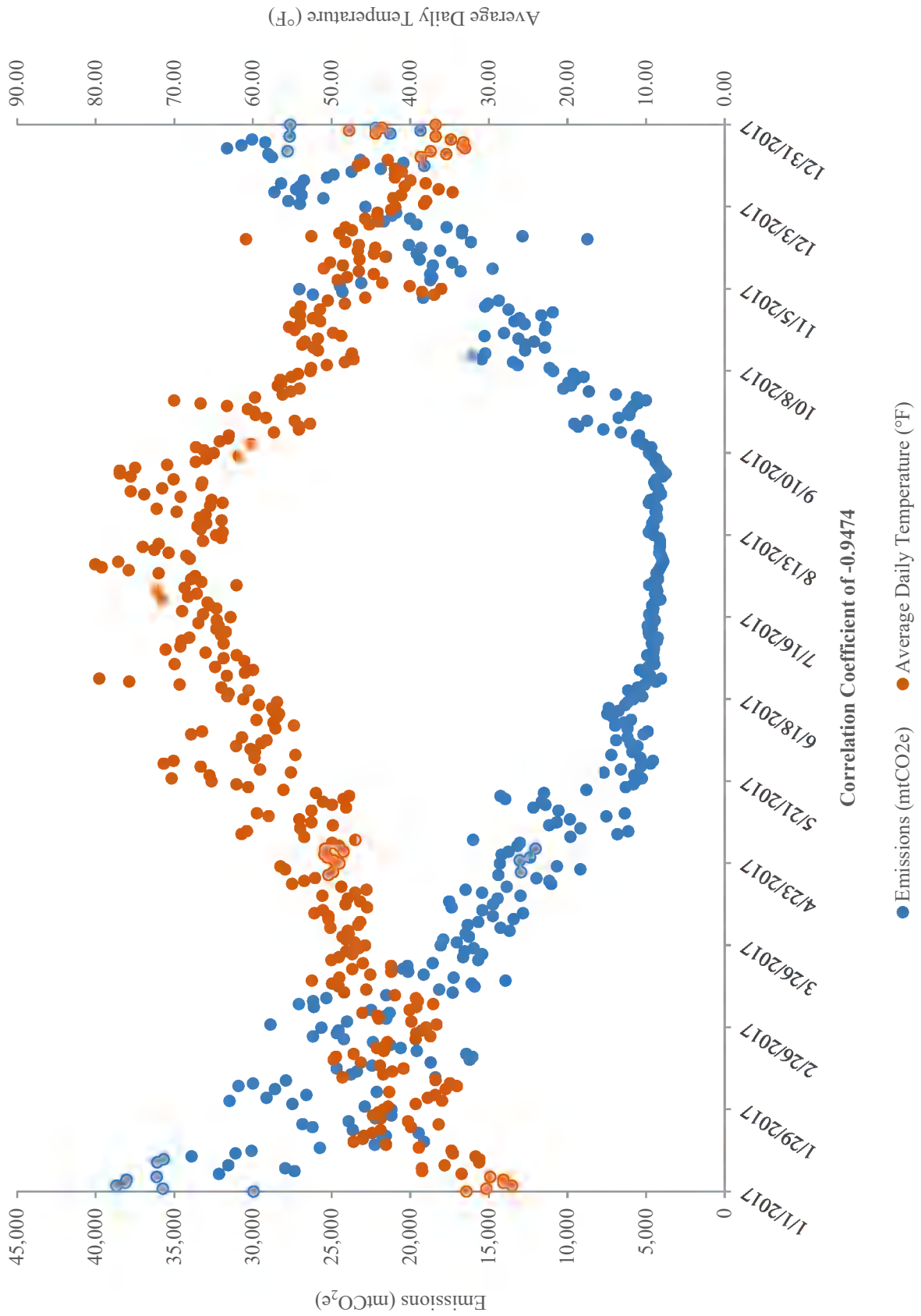
**Correlation of Daily Emissions (mtCO₂e) and Average Daily Temperature (°F)
Firm and Interruptible Customer Emissions
Calendar Year 2015**



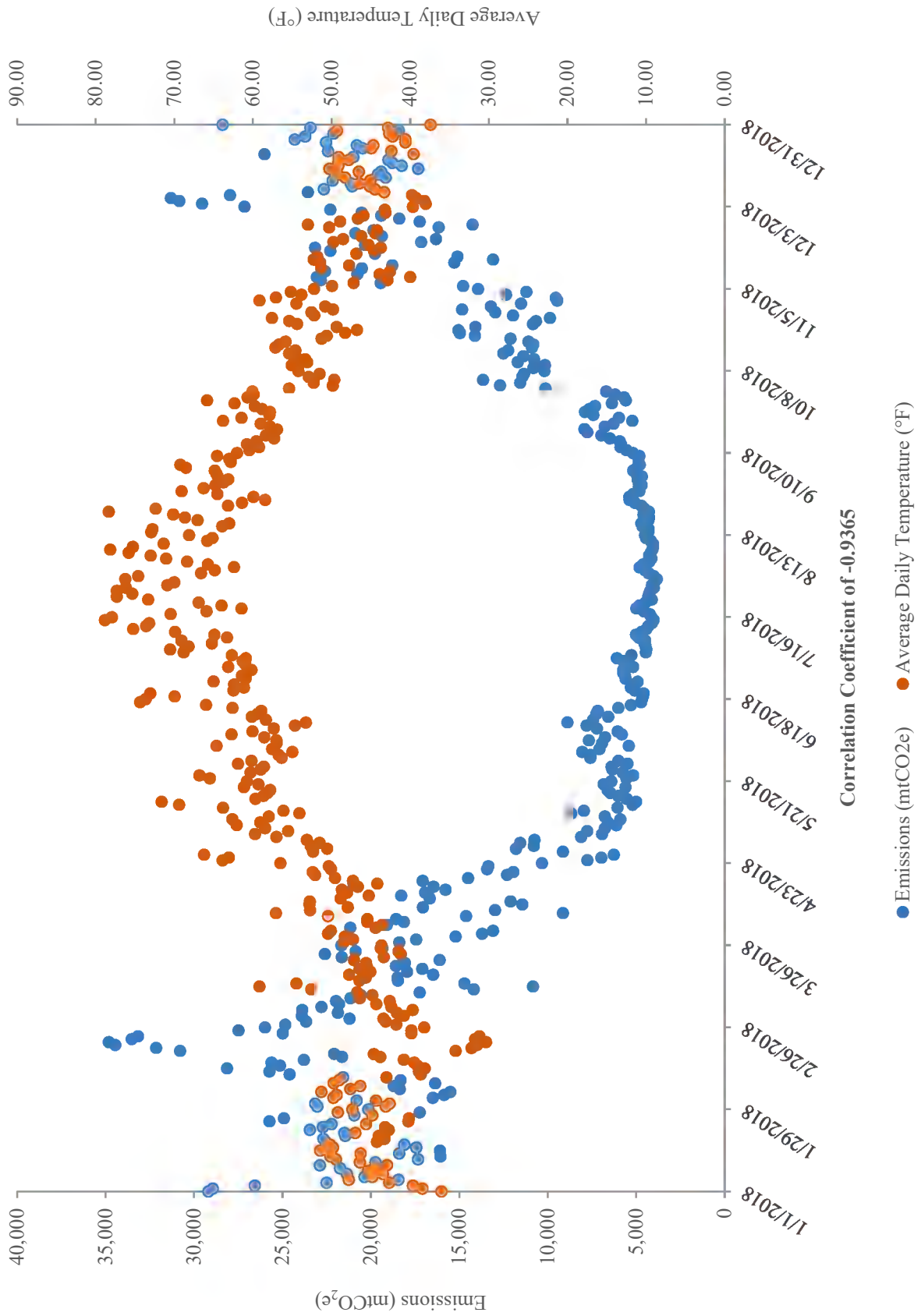
Correlation of Daily Emissions (mtCO₂e) and Average Daily Temperature (°F)
Firm and Interruptible Customer Emissions
Calendar Year 2016



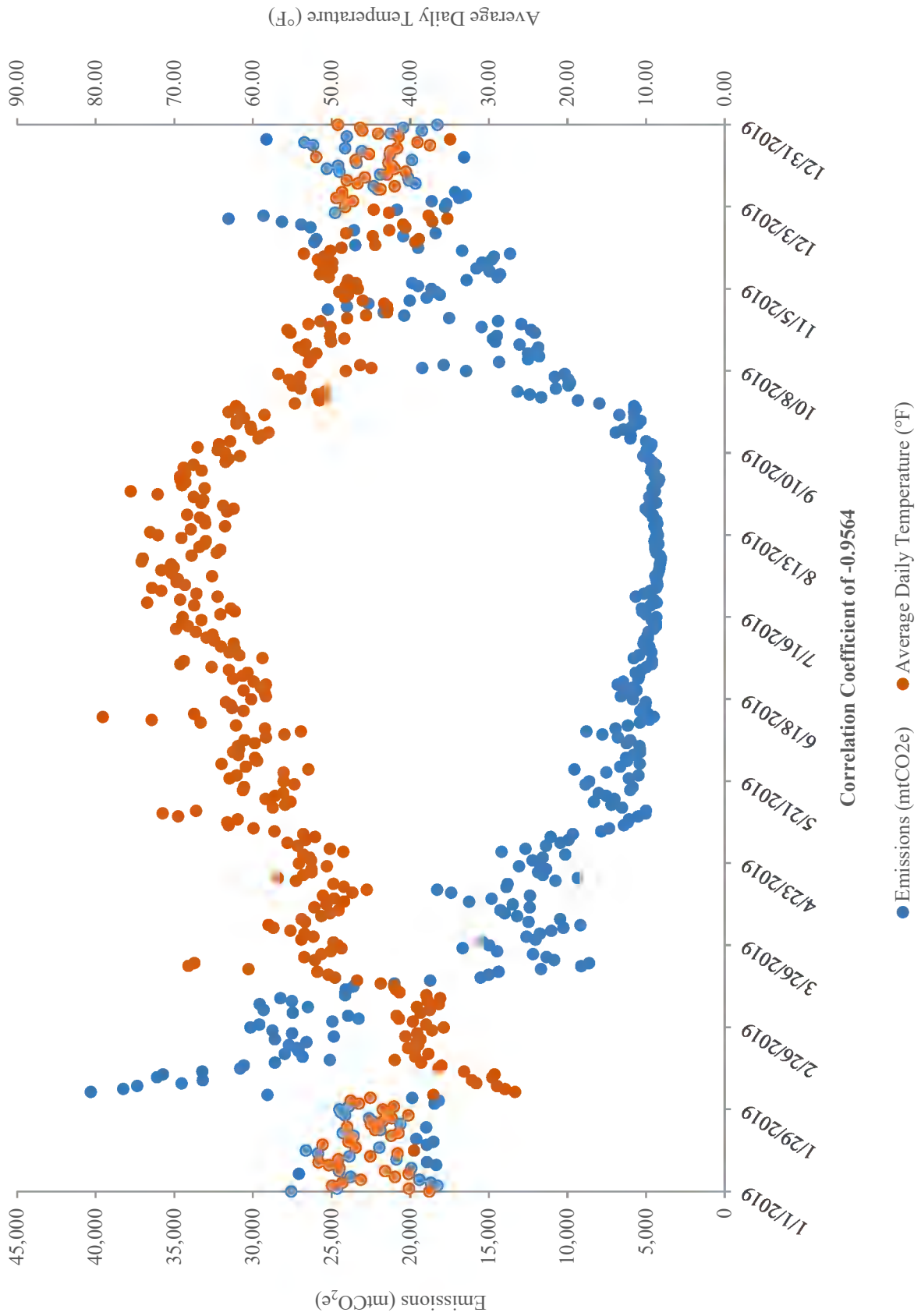
Correlation of Daily Emissions (mtCO₂e) and Average Daily Temperature (°F)
Firm and Interruptible Customer Emissions
Calendar Year 2017



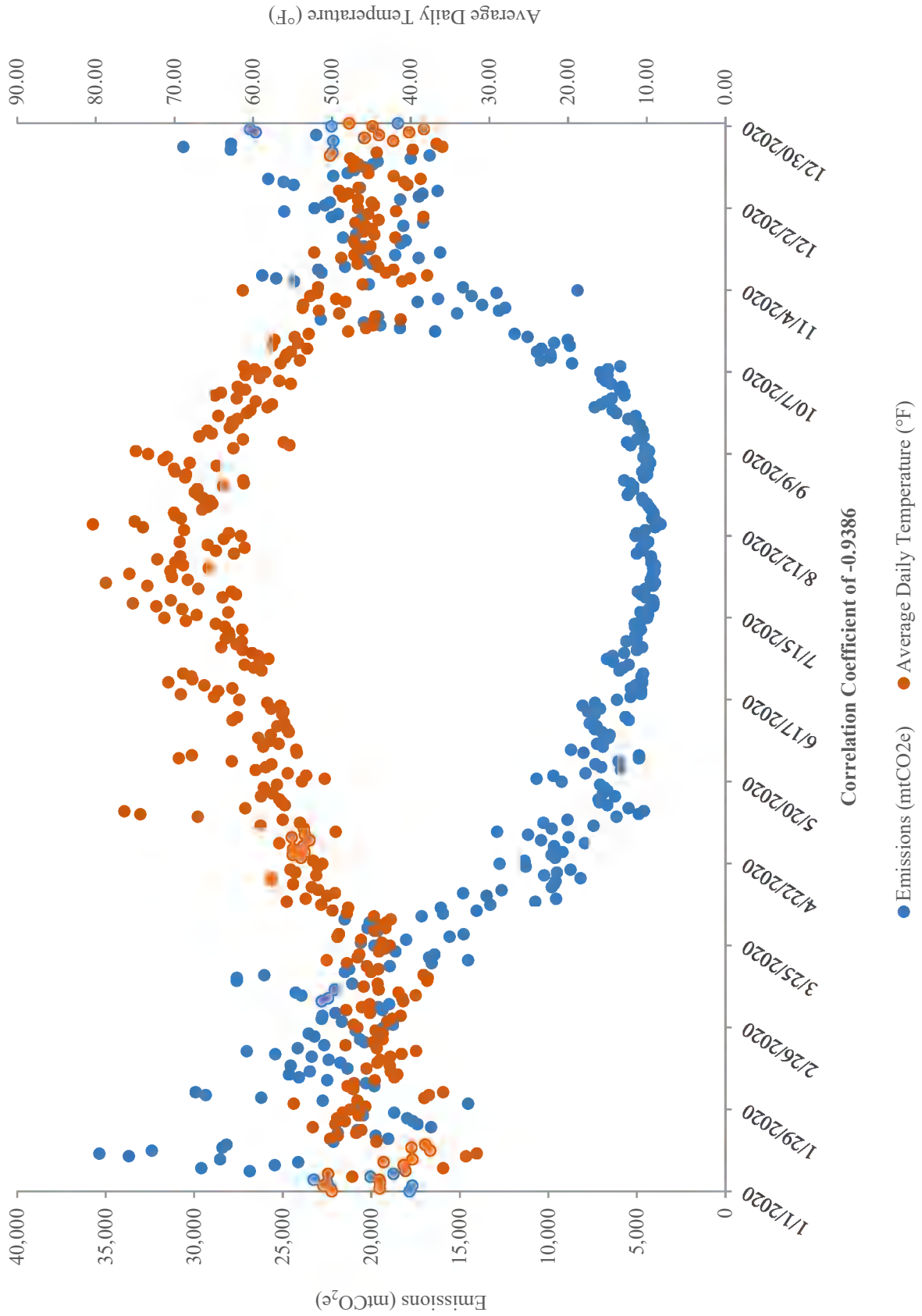
**Correlation of Daily Emissions (mtCO₂e) and Average Daily Temperature (°F)
Firm and Interruptible Customer Emissions
Calendar Year 2018**



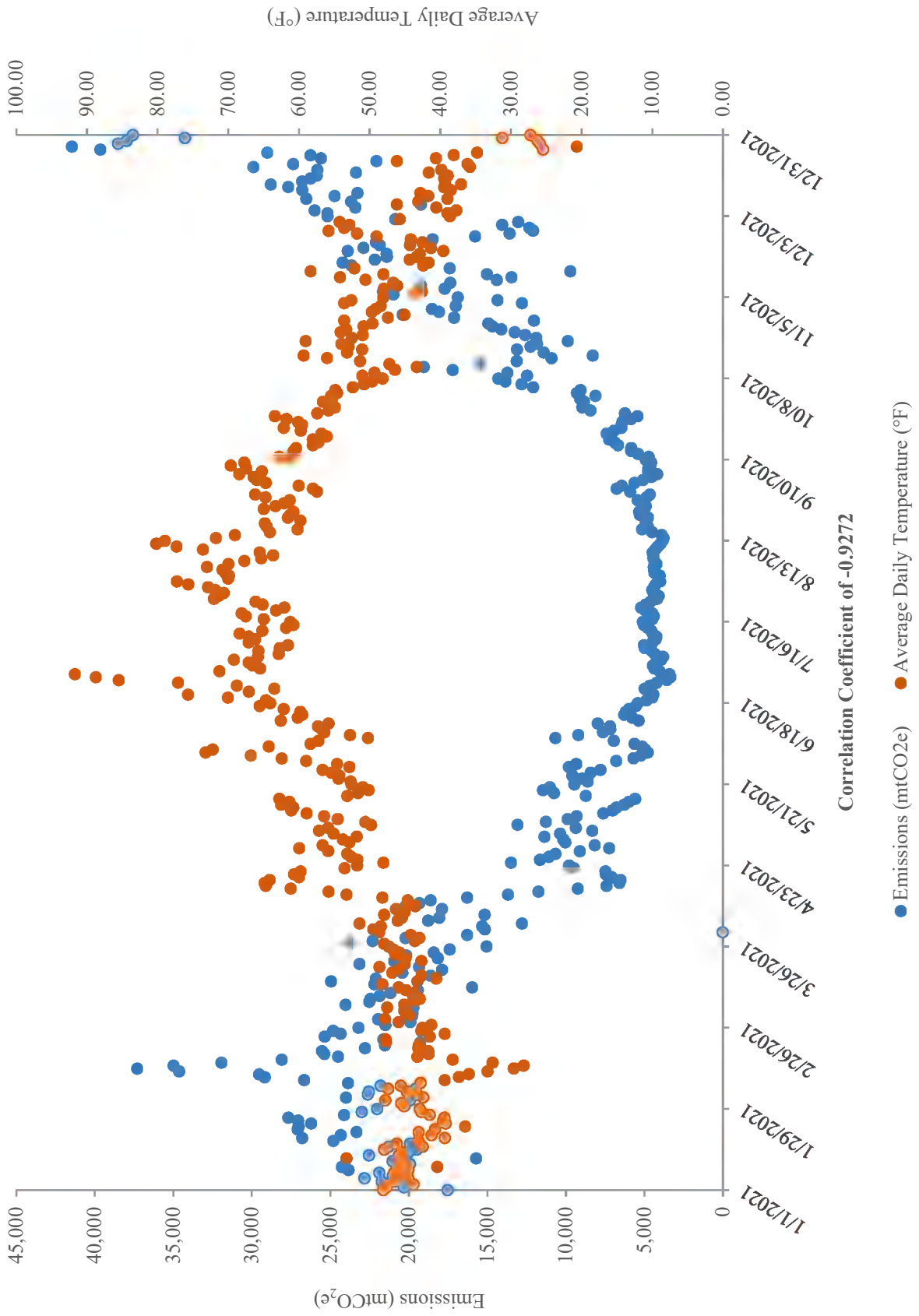
Correlation of Daily Emissions (mtCO₂e) and Average Daily Temperature (°F)
Firm and Interruptible Customer Emissions
Calendar Year 2019



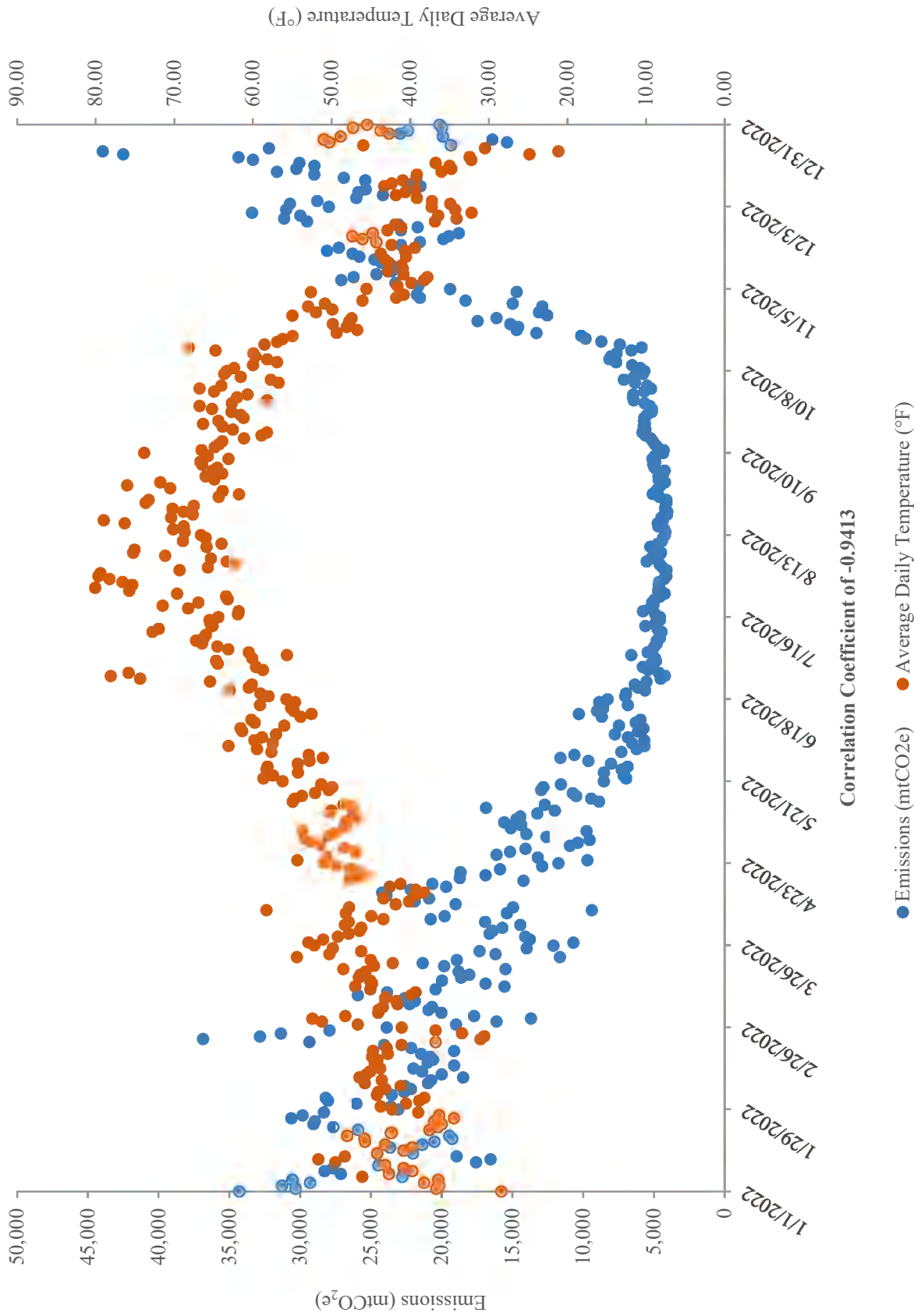
**Correlation of Daily Emissions (mtCO₂e) and Average Daily Temperature (°F)
Firm and Interruptible Customer Emissions
Calendar Year 2020**



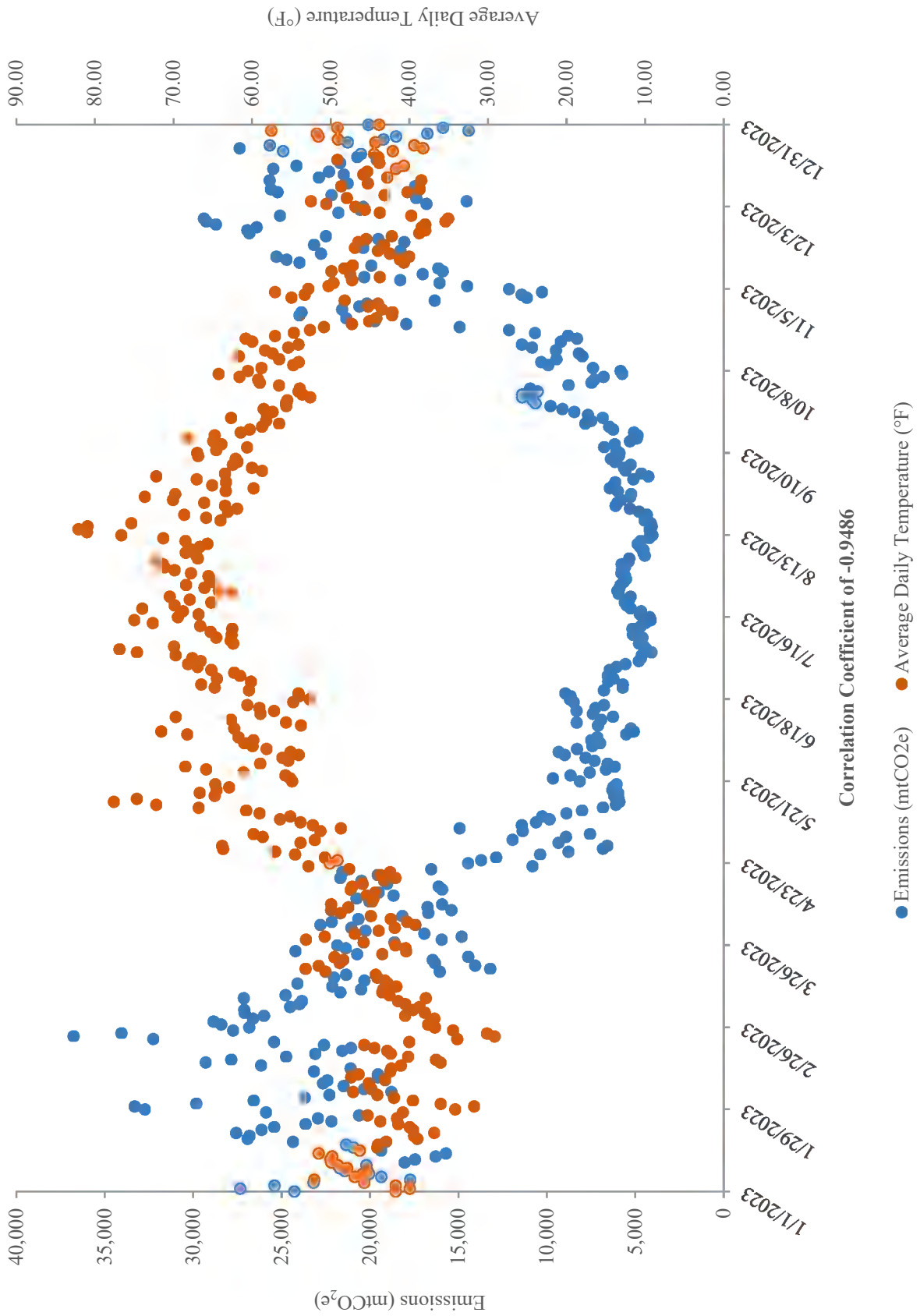
**Correlation of Daily Emissions (mtCO₂e) and Average Daily Temperature (°F)
Firm and Interruptible Customer Emissions
Calendar Year 2021**



**Correlation of Daily Emissions (mtCO₂e) and Average Daily Temperature (°F)
Firm and Interruptible Customer Emissions
Calendar Year 2022**



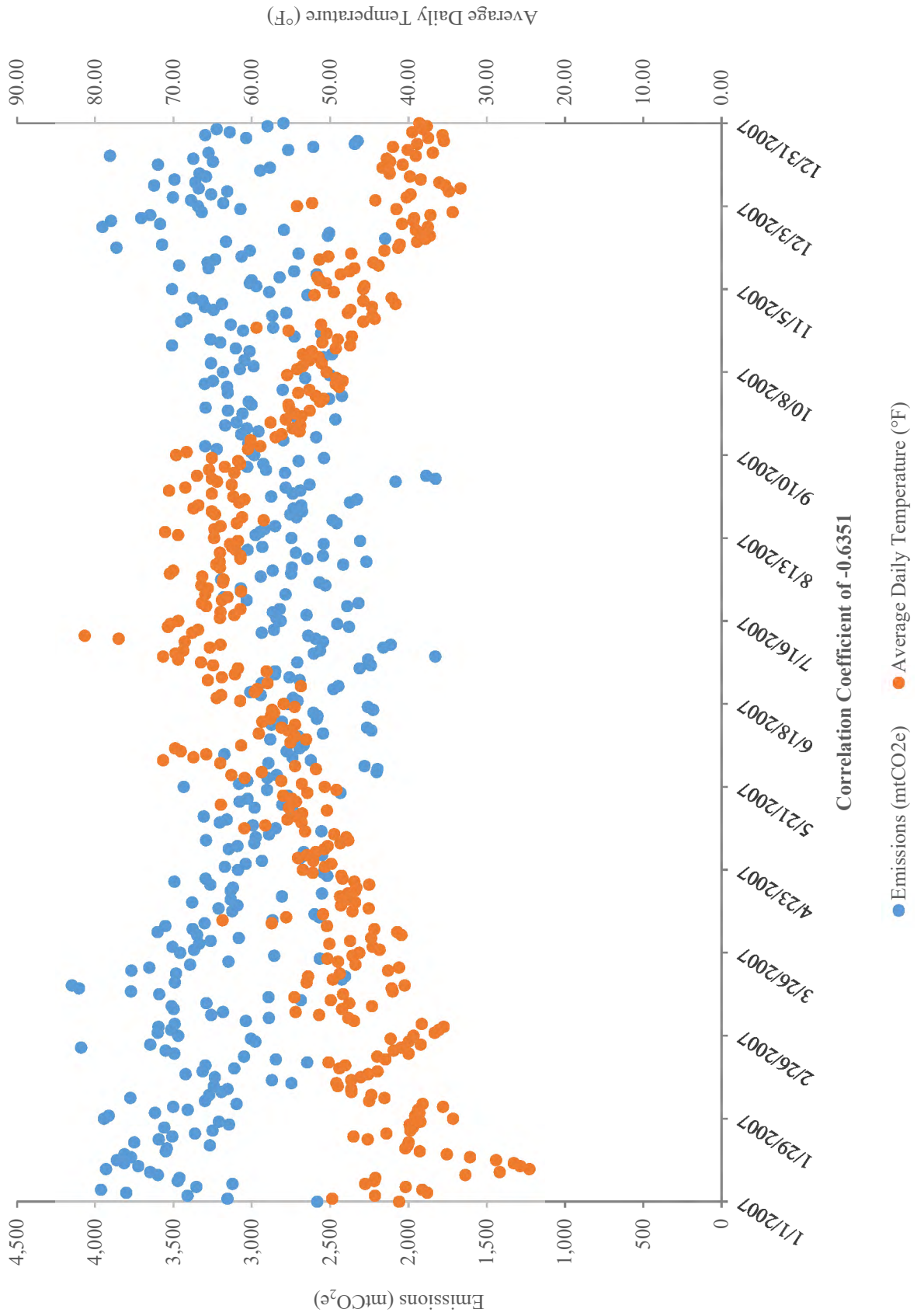
Correlation of Daily Emissions (mtCO₂e) and Average Daily Temperature (°F)
Firm and Interruptible Customer Emissions
Calendar Year 2023



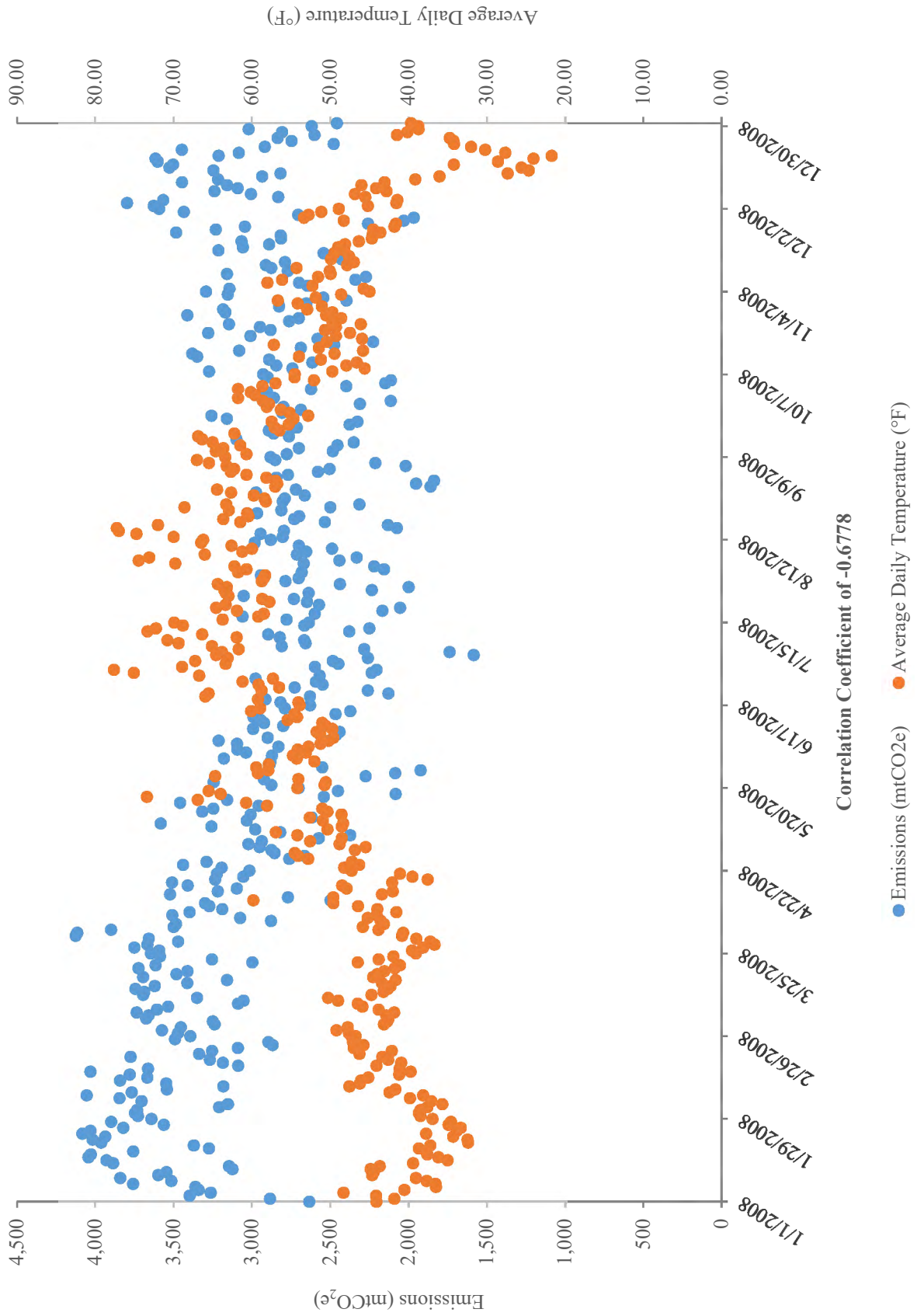
Transportation Customer Emissions

2007 - 2023

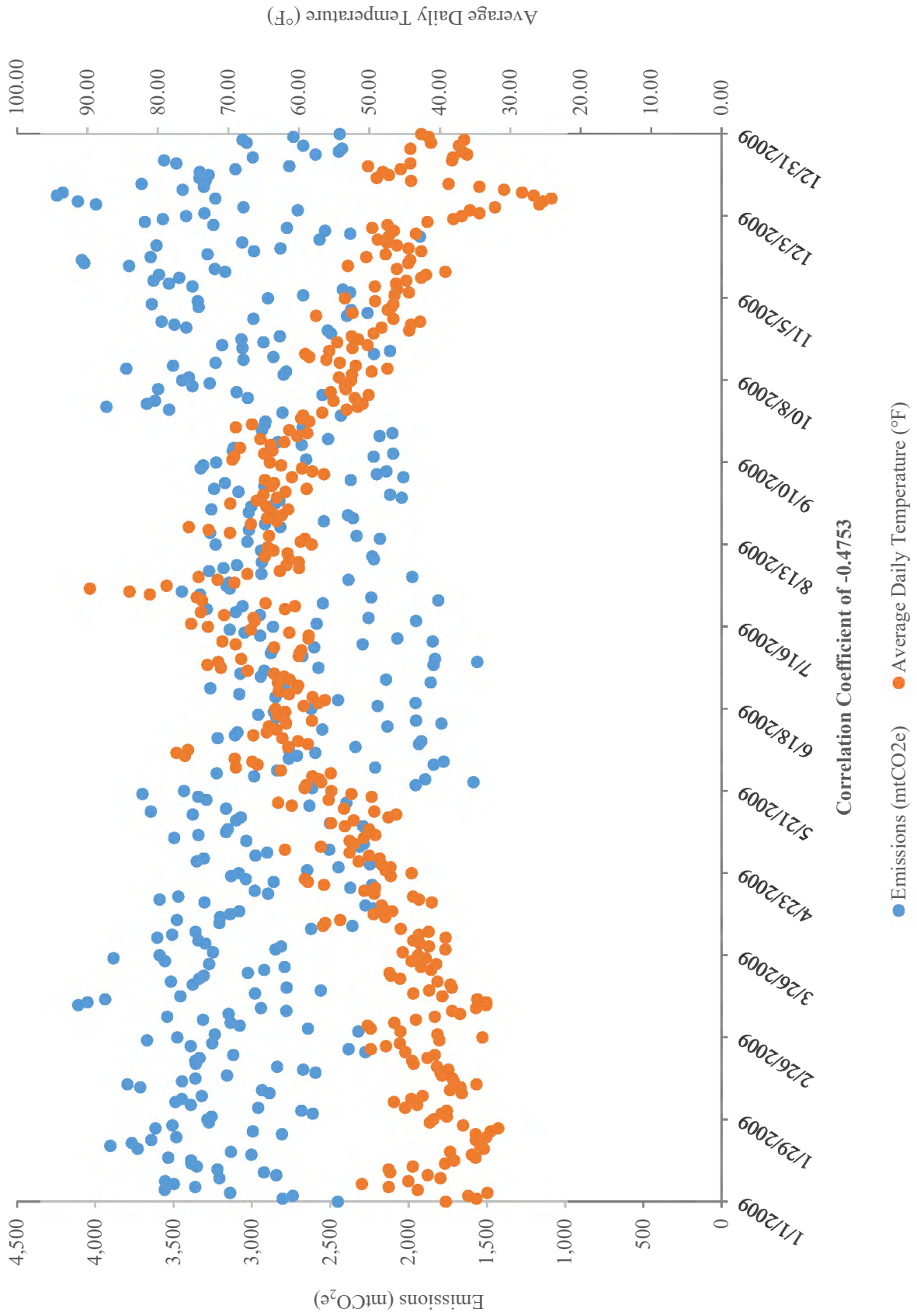
Correlation of Daily Emissions (mtCO₂e) and Average Daily Temperature (°F)
Transportation Customer Emissions
Calendar Year 2007



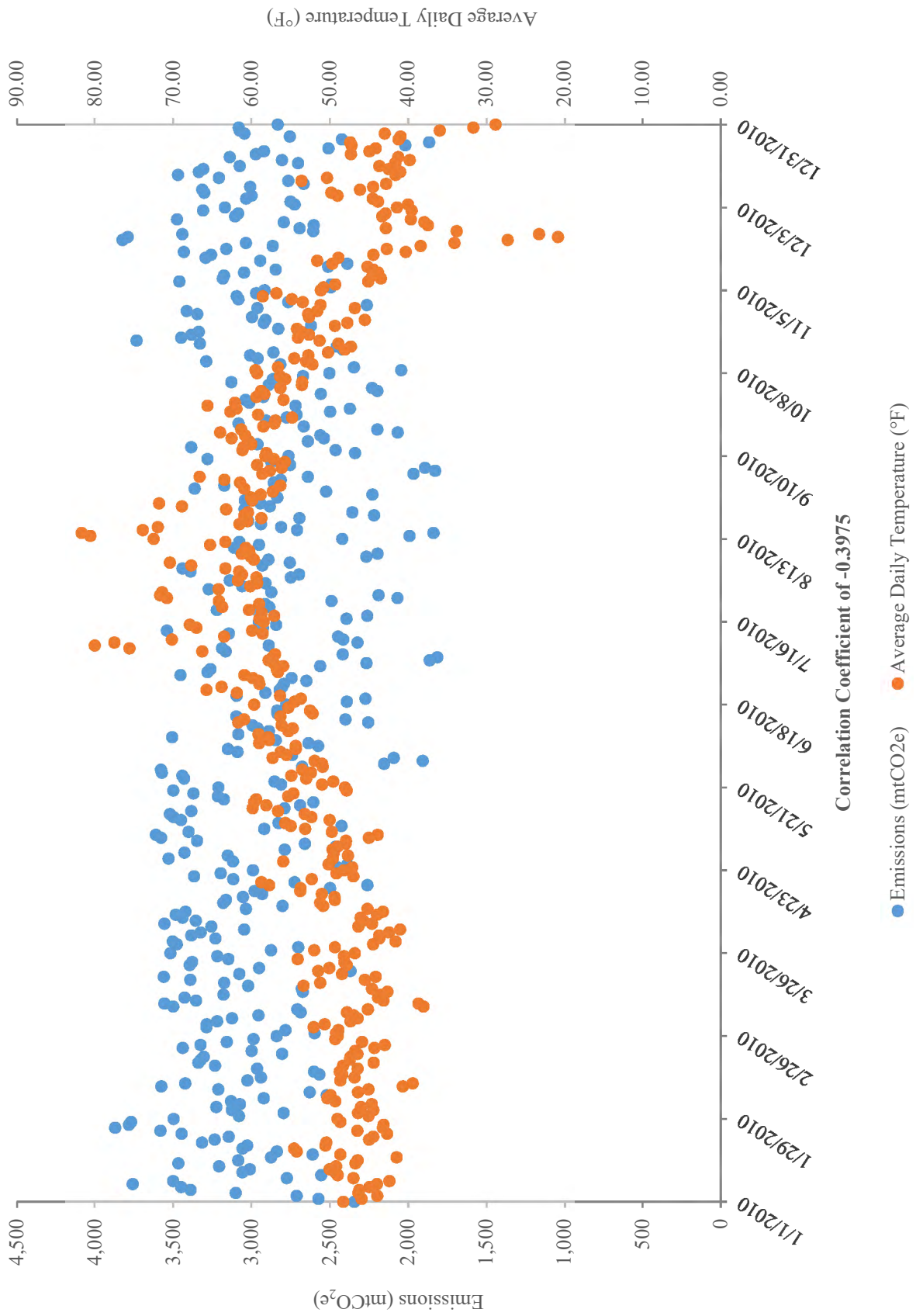
Correlation of Daily Emissions (mtCO₂e) and Average Daily Temperature (°F)
Transportation Customer Emissions
Calendar Year 2008



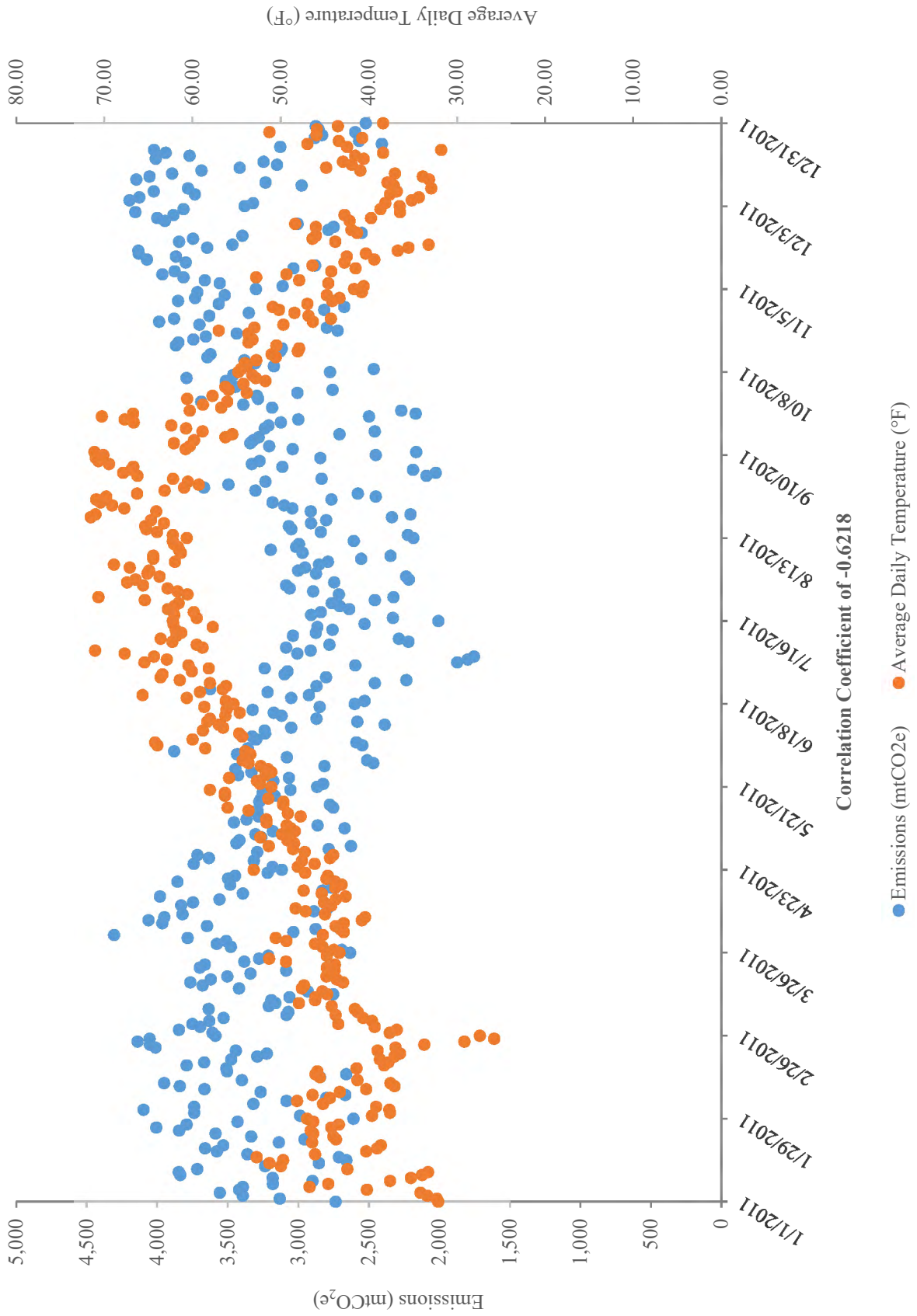
Correlation of Daily Emissions (mtCO₂e) and Average Daily Temperature (°F)
Transportation Customer Emissions
Calendar Year 2009



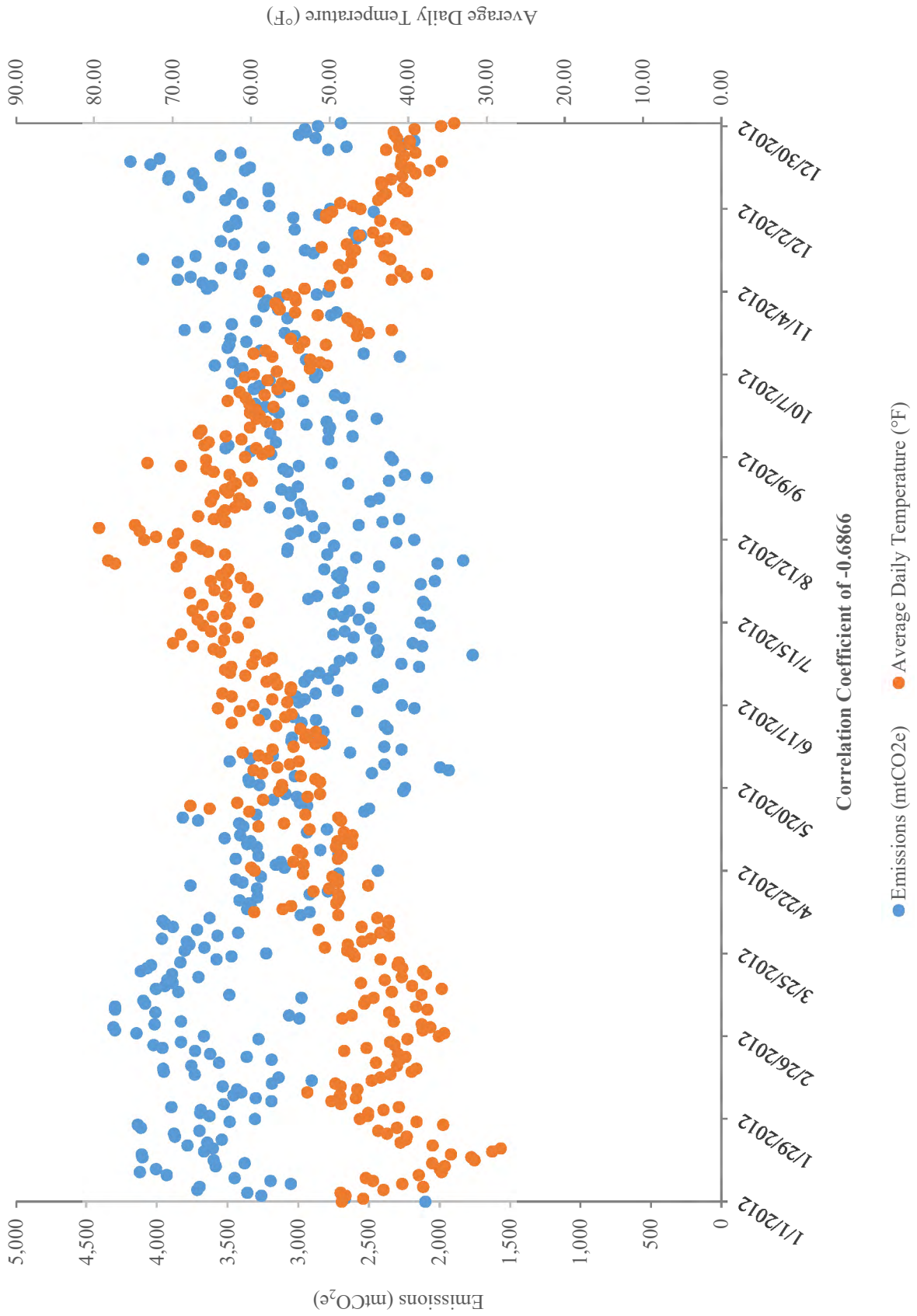
Correlation of Daily Emissions (mtCO₂e) and Average Daily Temperature (°F)
Transportation Customer Emissions
Calendar Year 2010



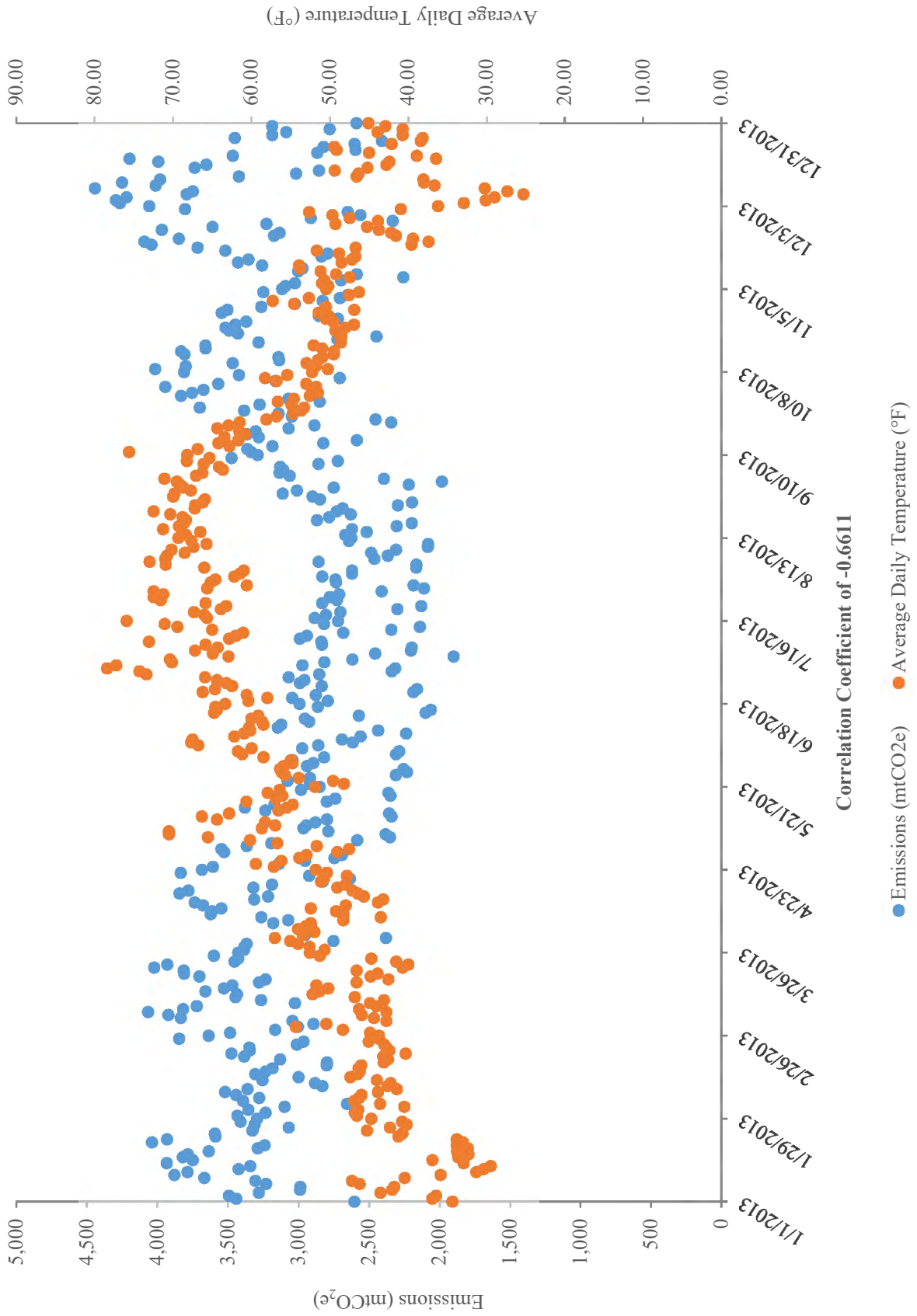
Correlation of Daily Emissions (mtCO₂e) and Average Daily Temperature (°F)
Transportation Customer Emissions
Calendar Year 2011



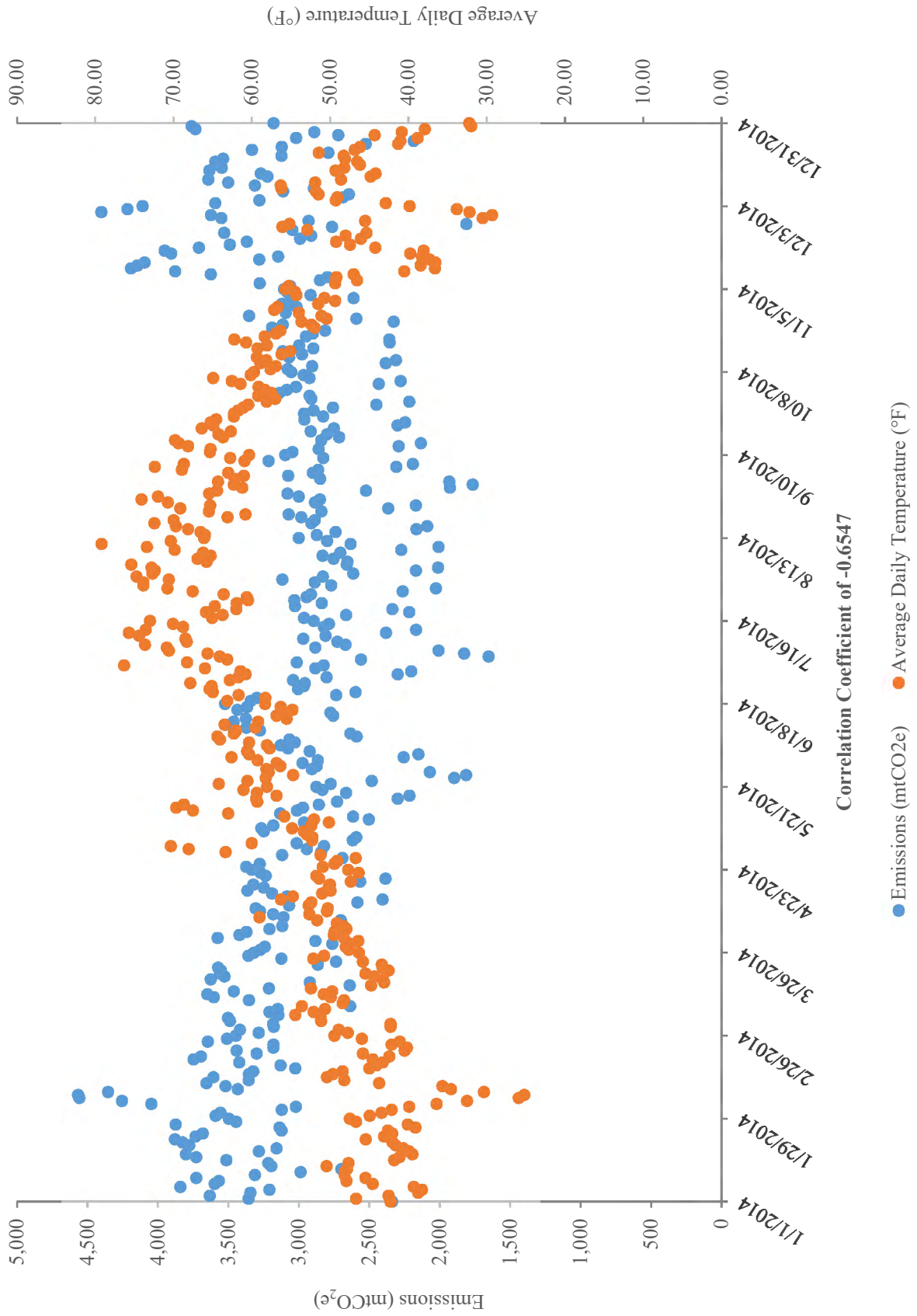
Correlation of Daily Emissions (mtCO₂e) and Average Daily Temperature (°F)
Transportation Customer Emissions
Calendar Year 2012



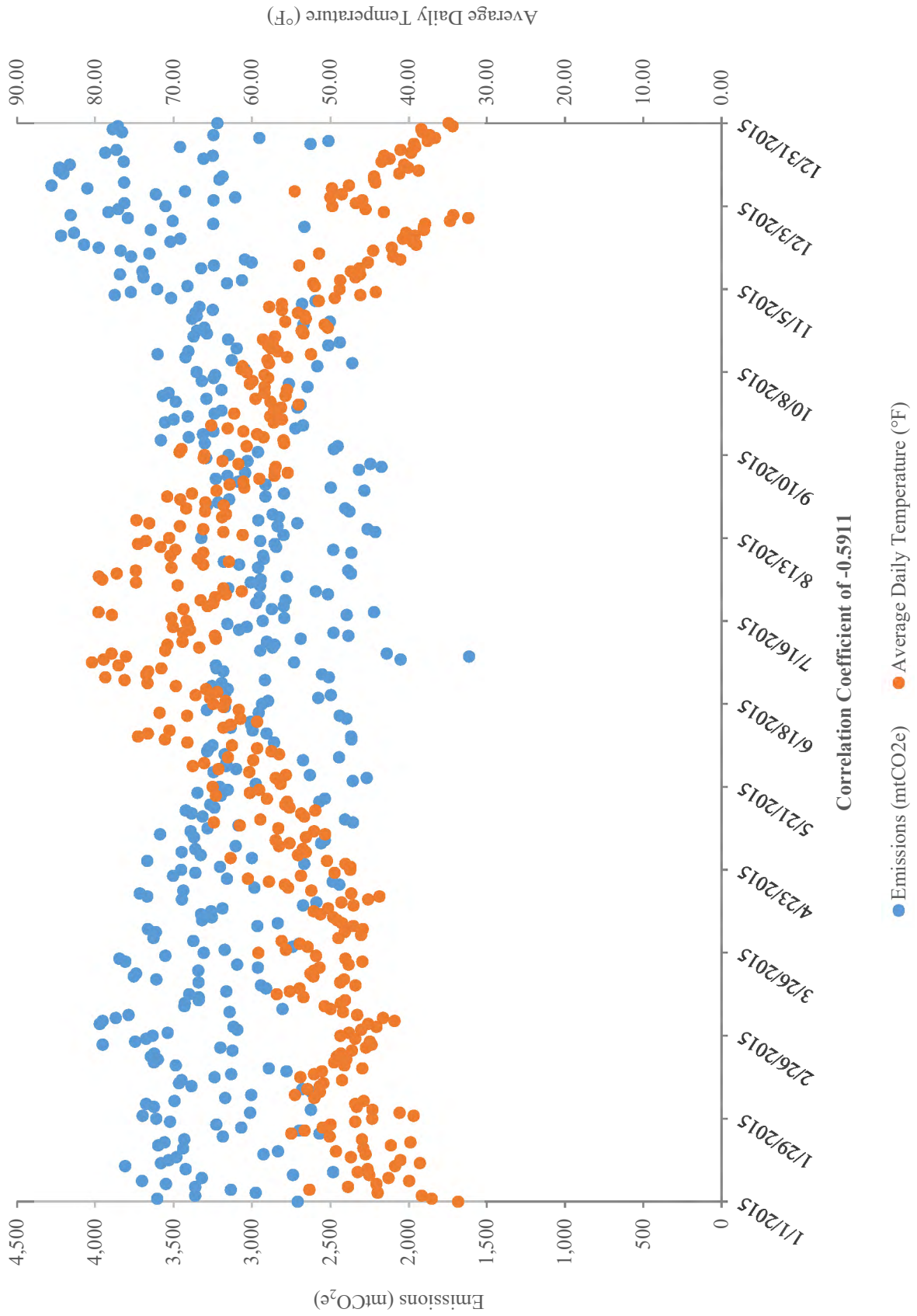
Correlation of Daily Emissions (mtCO₂e) and Average Daily Temperature (°F)
Transportation Customer Emissions
Calendar Year 2013



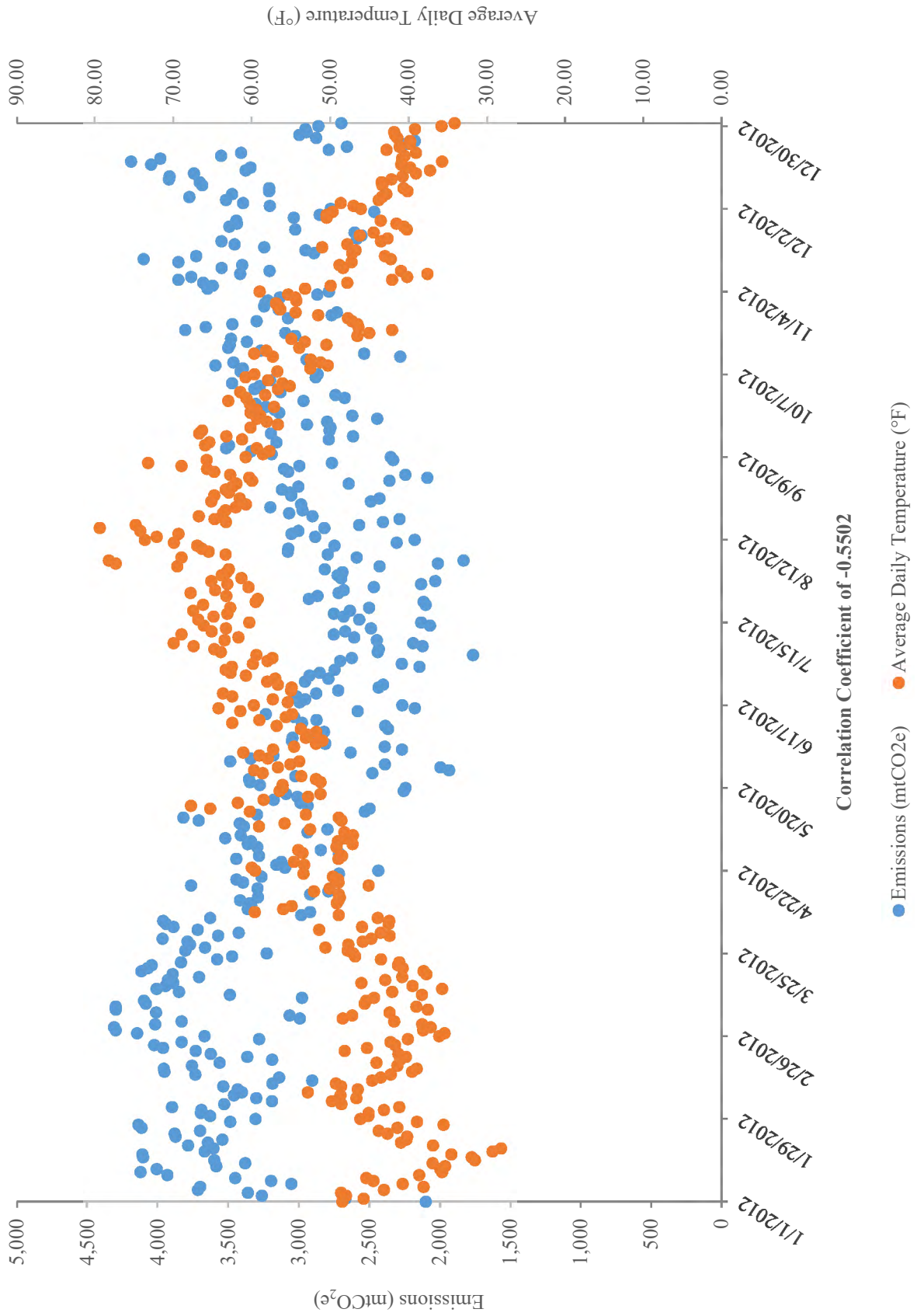
Correlation of Daily Emissions (mtCO₂e) and Average Daily Temperature (°F) Transportation Customer Emissions Calendar Year 2014



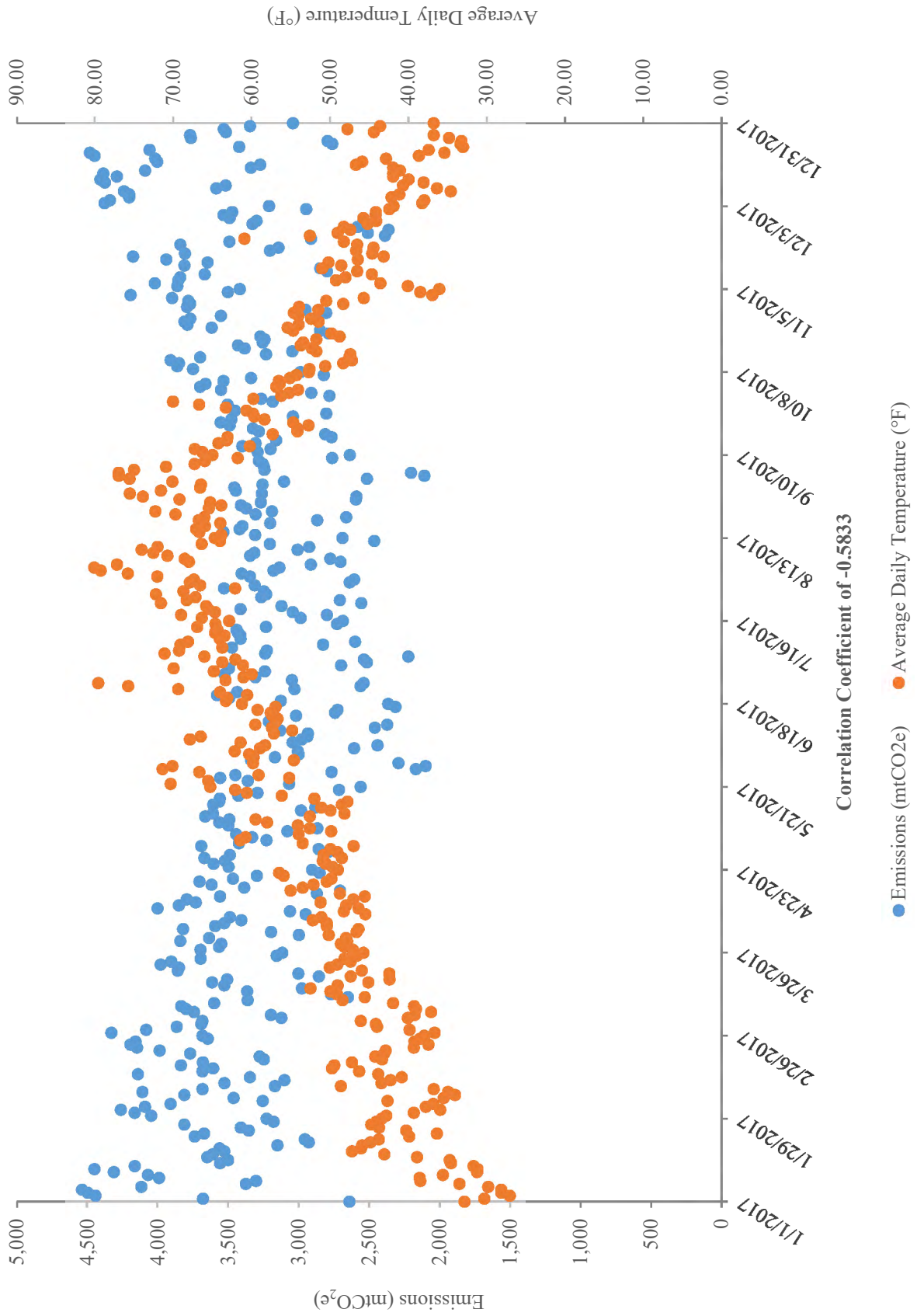
Correlation of Daily Emissions (mtCO₂e) and Average Daily Temperature (°F)
Transportation Customer Emissions
Calendar Year 2015



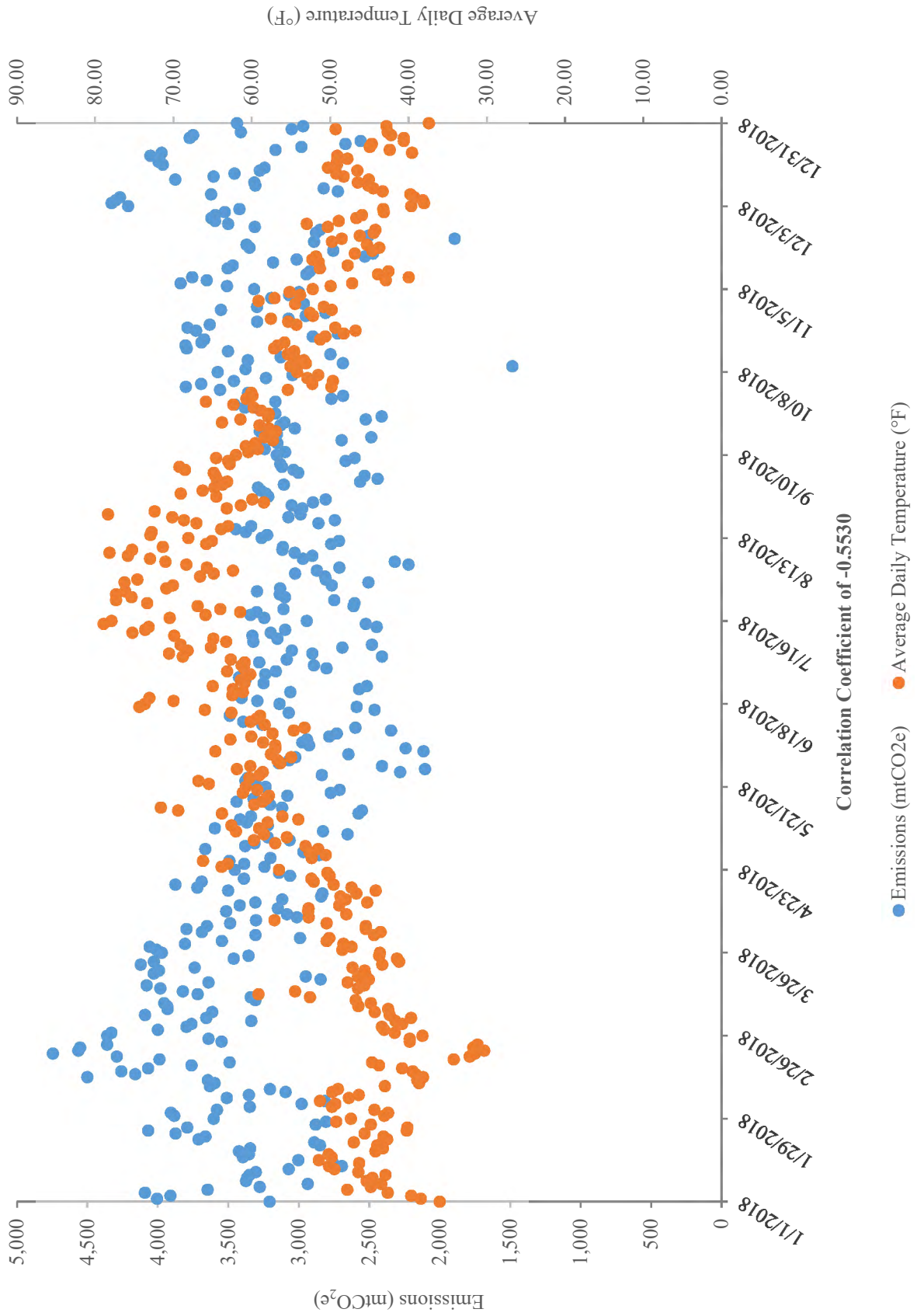
Correlation of Daily Emissions (mtCO₂e) and Average Daily Temperature (°F)
Transportation Customer Emissions
Calendar Year 2016



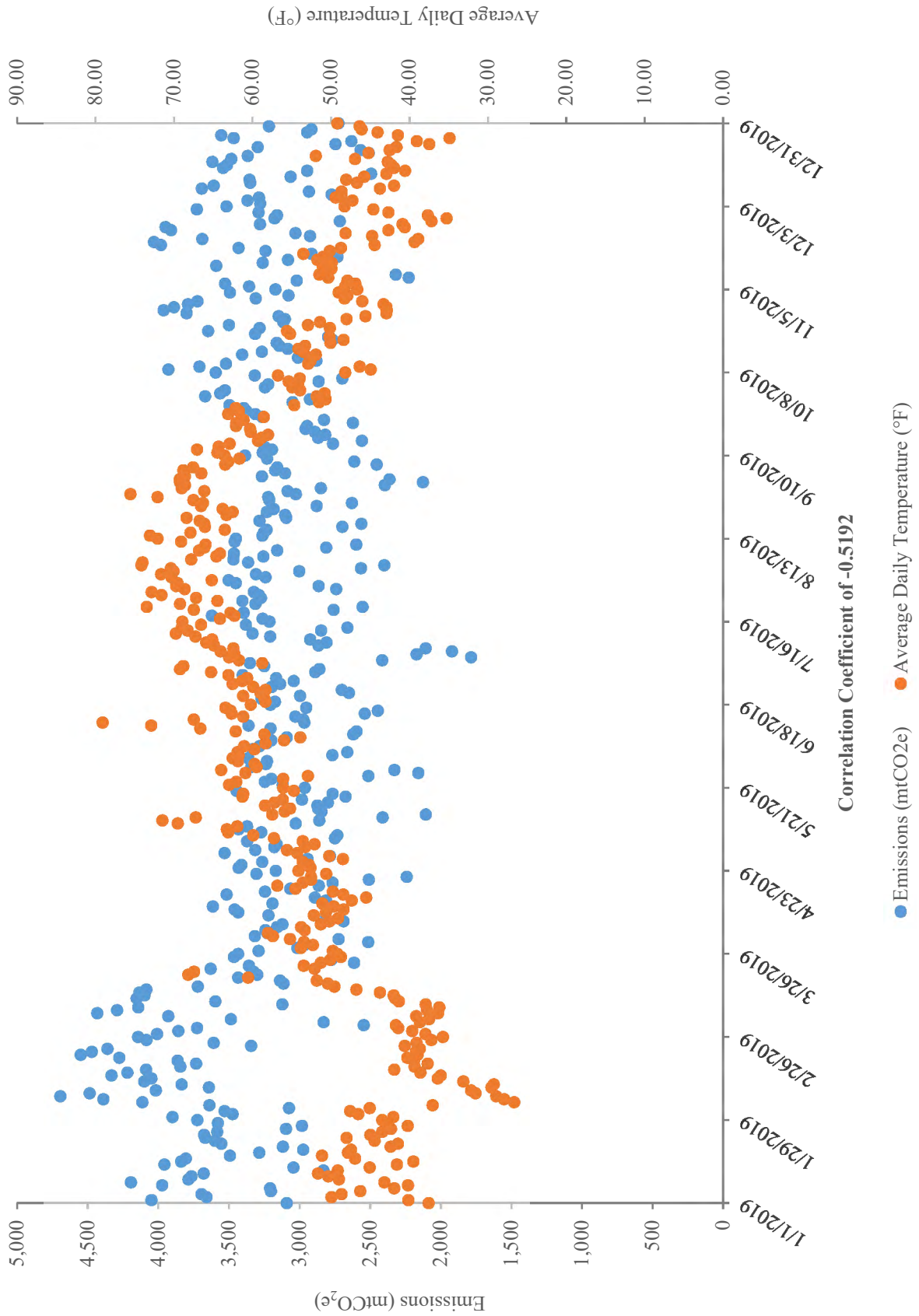
Correlation of Daily Emissions (mtCO₂e) and Average Daily Temperature (°F)
Transportation Customer Emissions
Calendar Year 2017



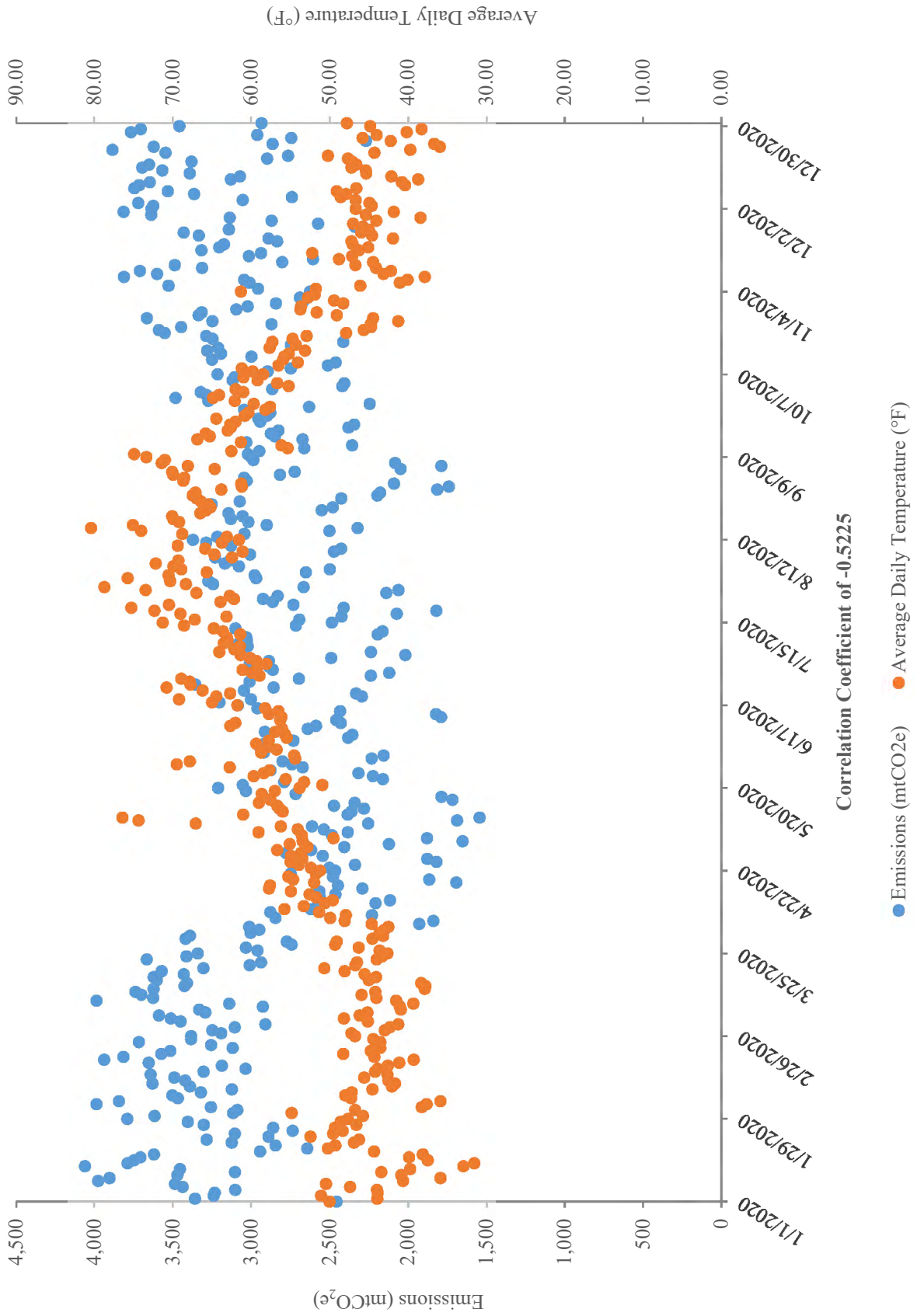
Correlation of Daily Emissions (mtCO₂e) and Average Daily Temperature (°F)
Transportation Customer Emissions
Calendar Year 2018



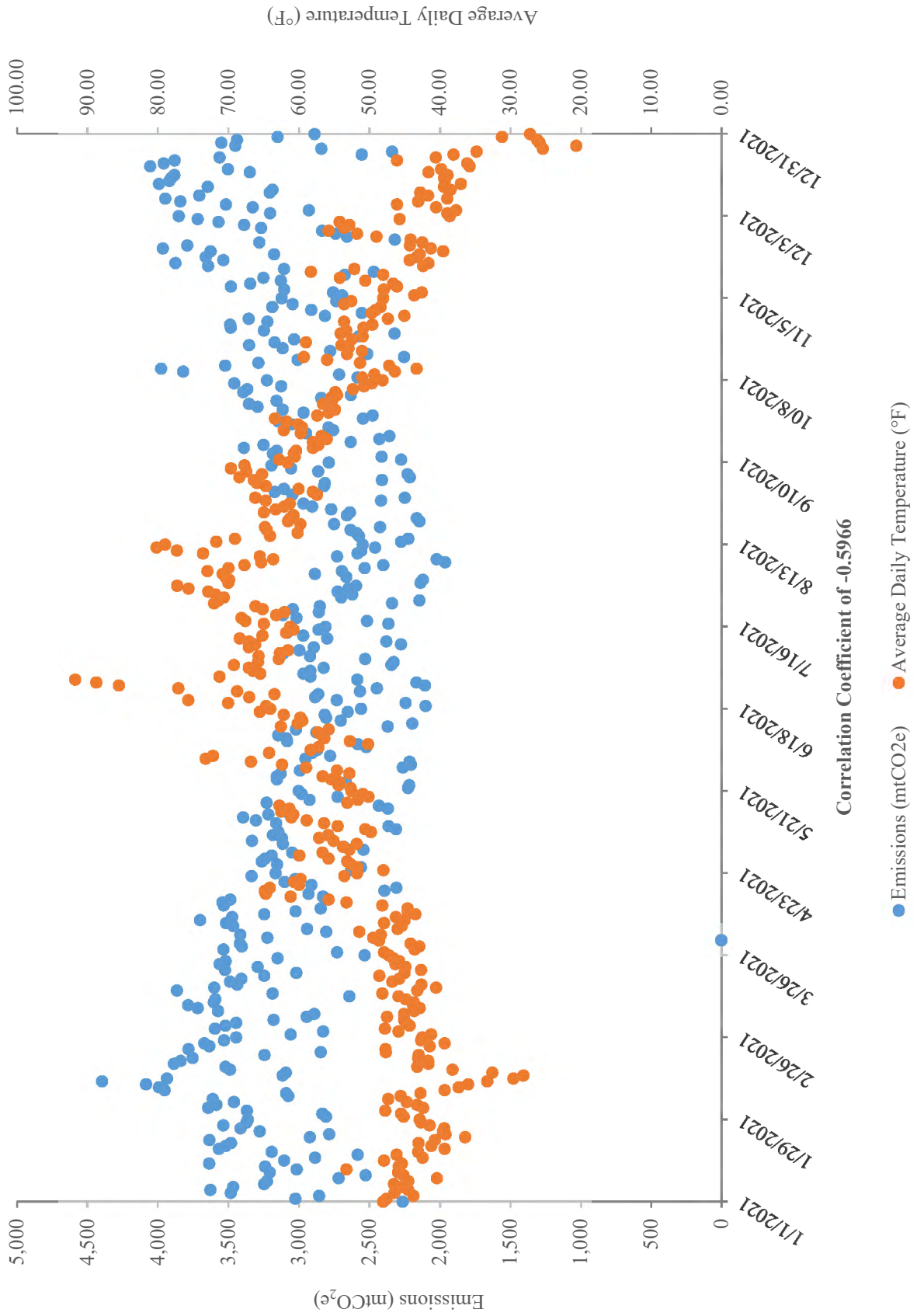
Correlation of Daily Emissions (mtCO₂e) and Average Daily Temperature (°F)
Transportation Customer Emissions
Calendar Year 2019



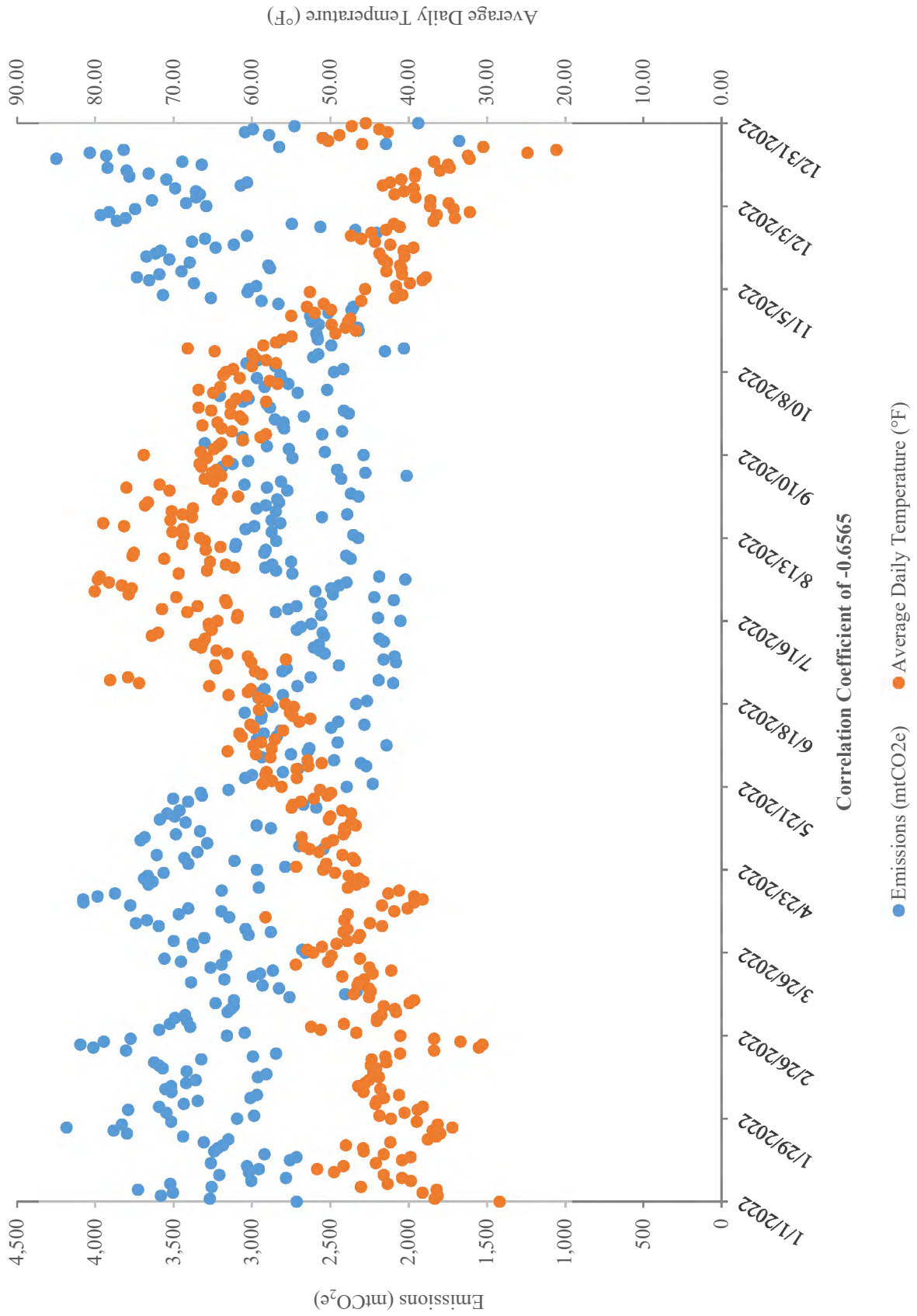
Correlation of Daily Emissions (mtCO₂e) and Average Daily Temperature (°F)
Transportation Customer Emissions
Calendar Year 2020



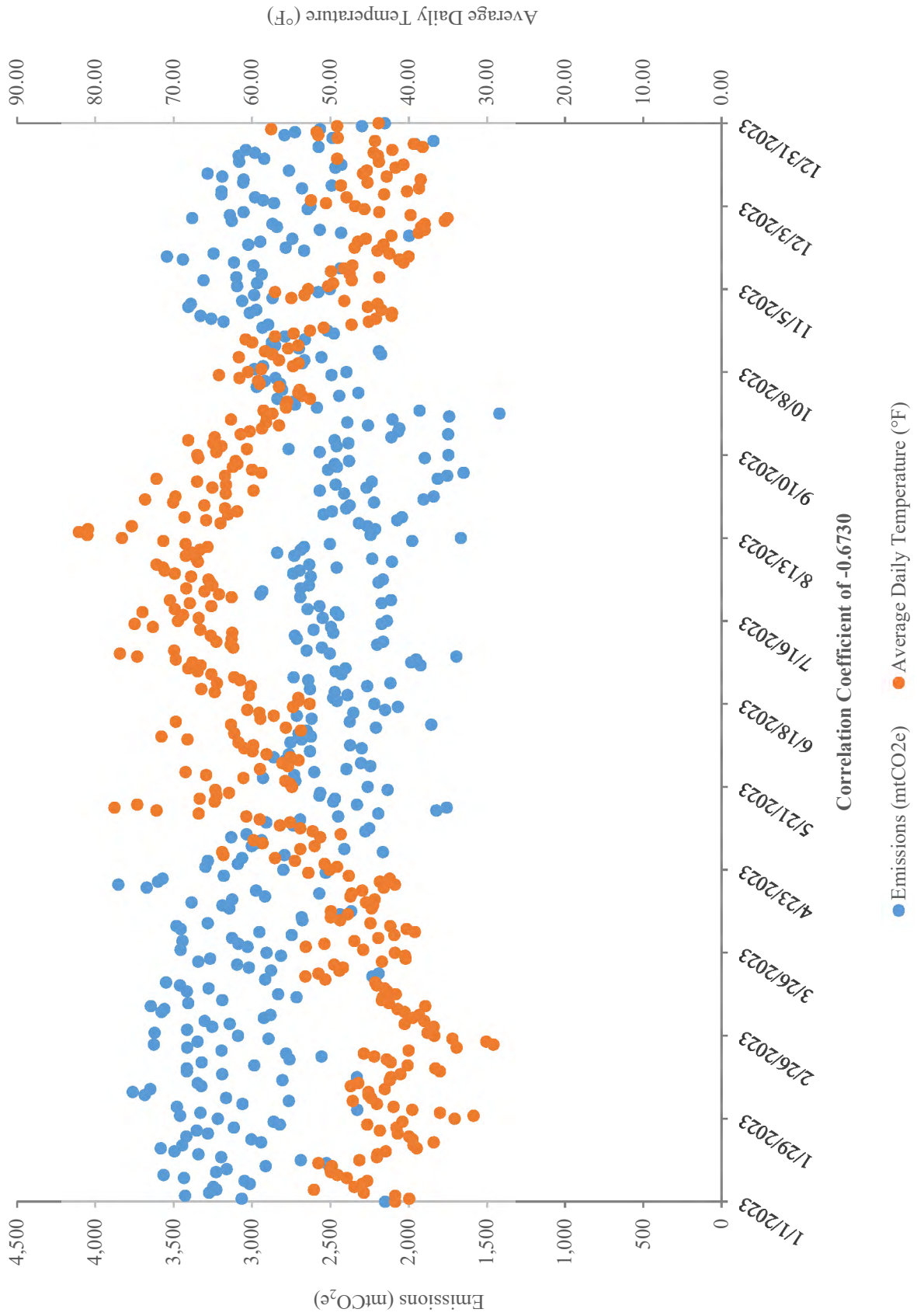
Correlation of Daily Emissions (mtCO₂e) and Average Daily Temperature (°F)
Transportation Customer Emissions
Calendar Year 2021



Correlation of Daily Emissions (mtCO₂e) and Average Daily Temperature (°F)
Transportation Customer Emissions
Calendar Year 2022



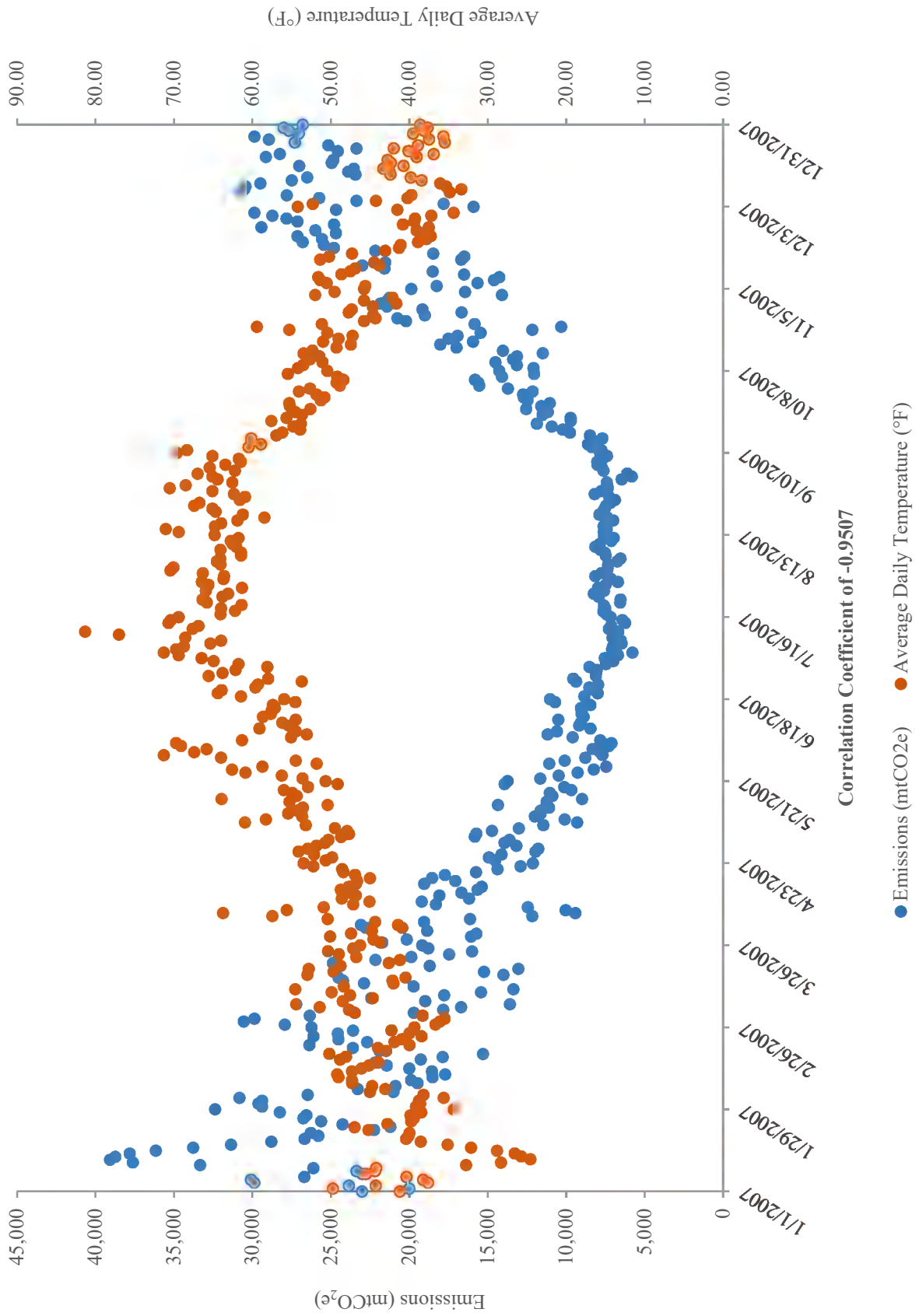
Correlation of Daily Emissions (mtCO₂e) and Average Daily Temperature (°F)
Transportation Customer Emissions
Calendar Year 2023



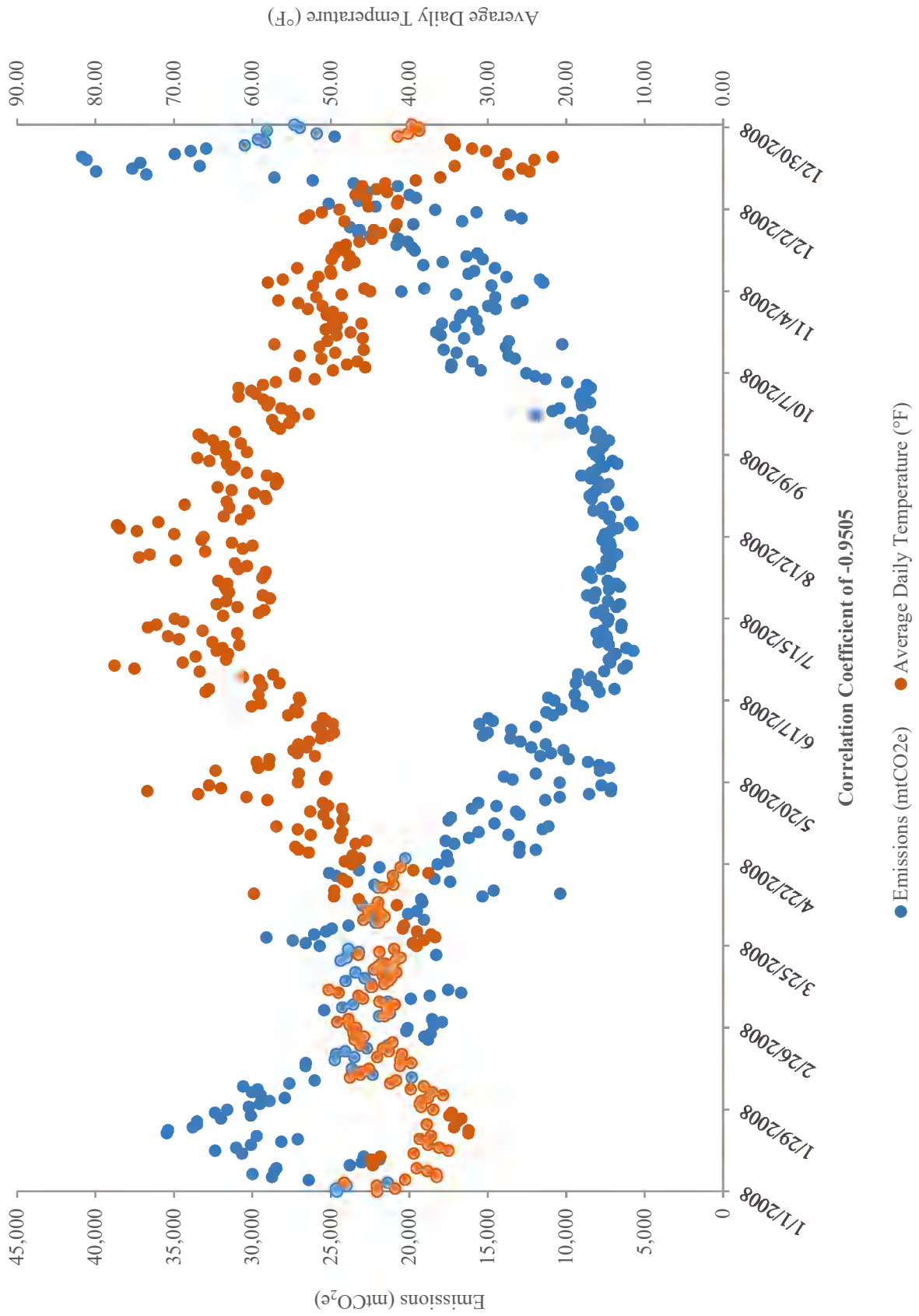
Total Customer Emissions

2007 - 2023

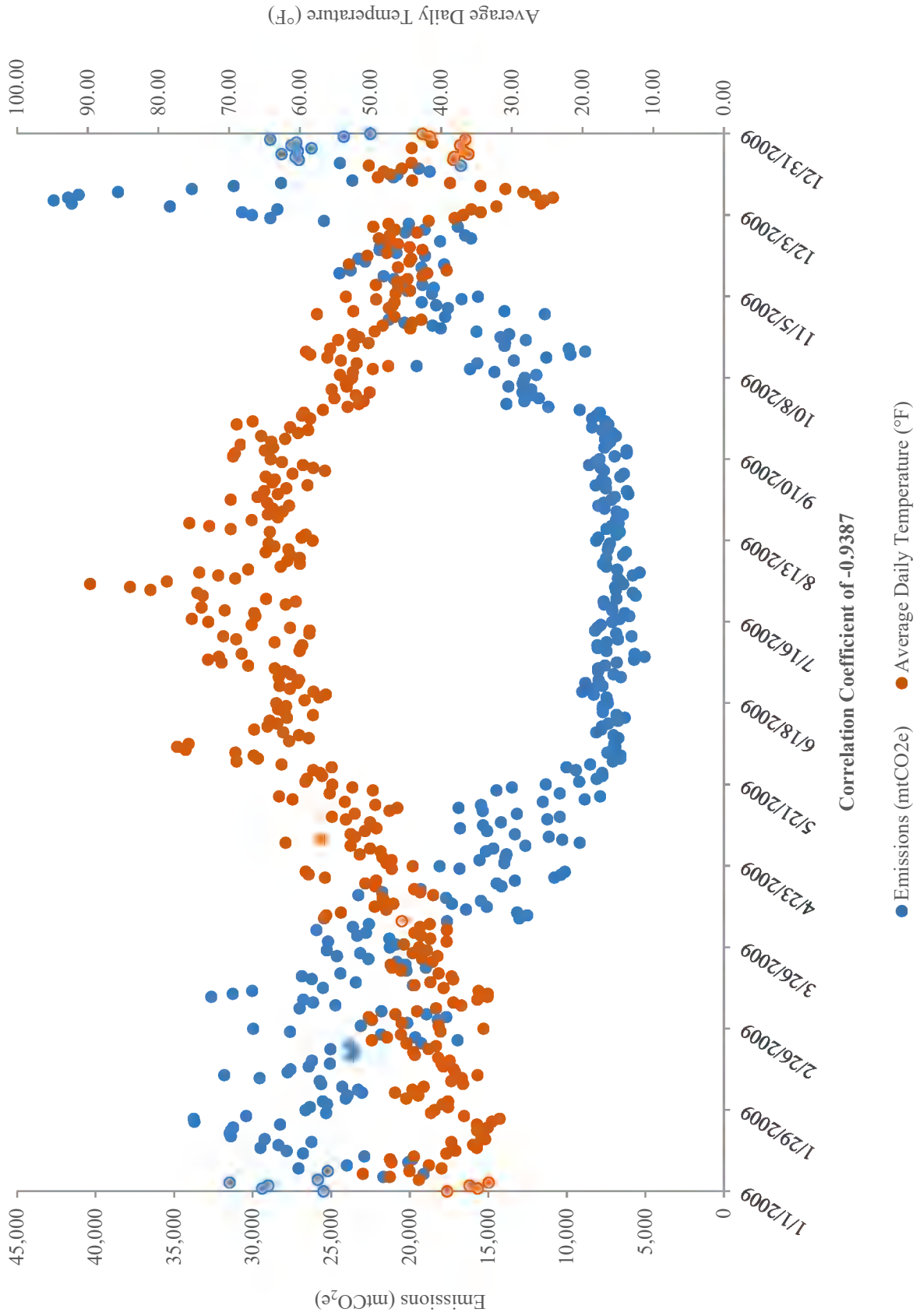
Correlation of Daily Emissions (mtCO₂e) and Average Daily Temperature (°F)
Total Customer Emissions
Calendar Year 2007



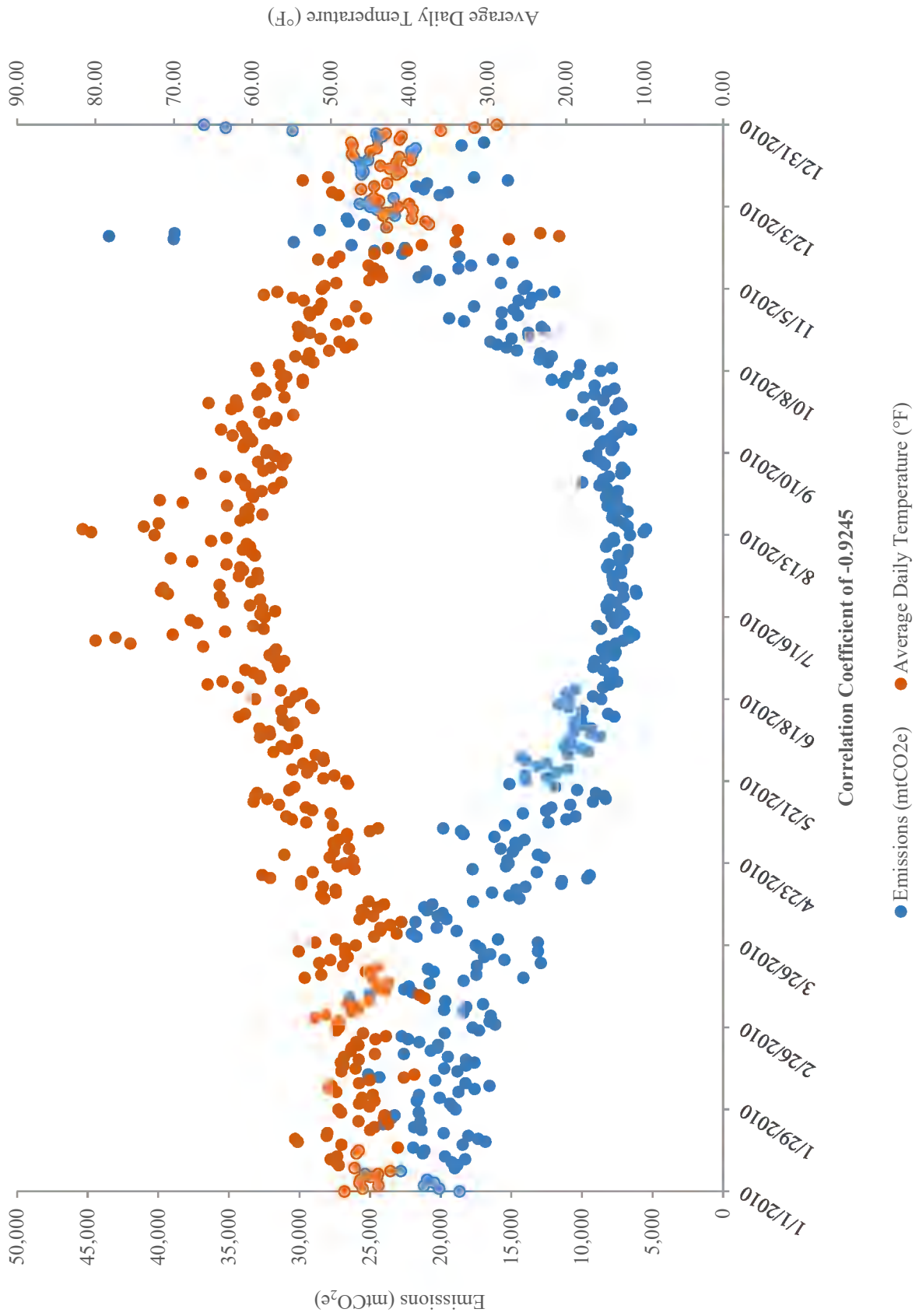
Correlation of Daily Emissions (mtCO₂e) and Average Daily Temperature (°F)
Total Customer Emissions
Calendar Year 2008



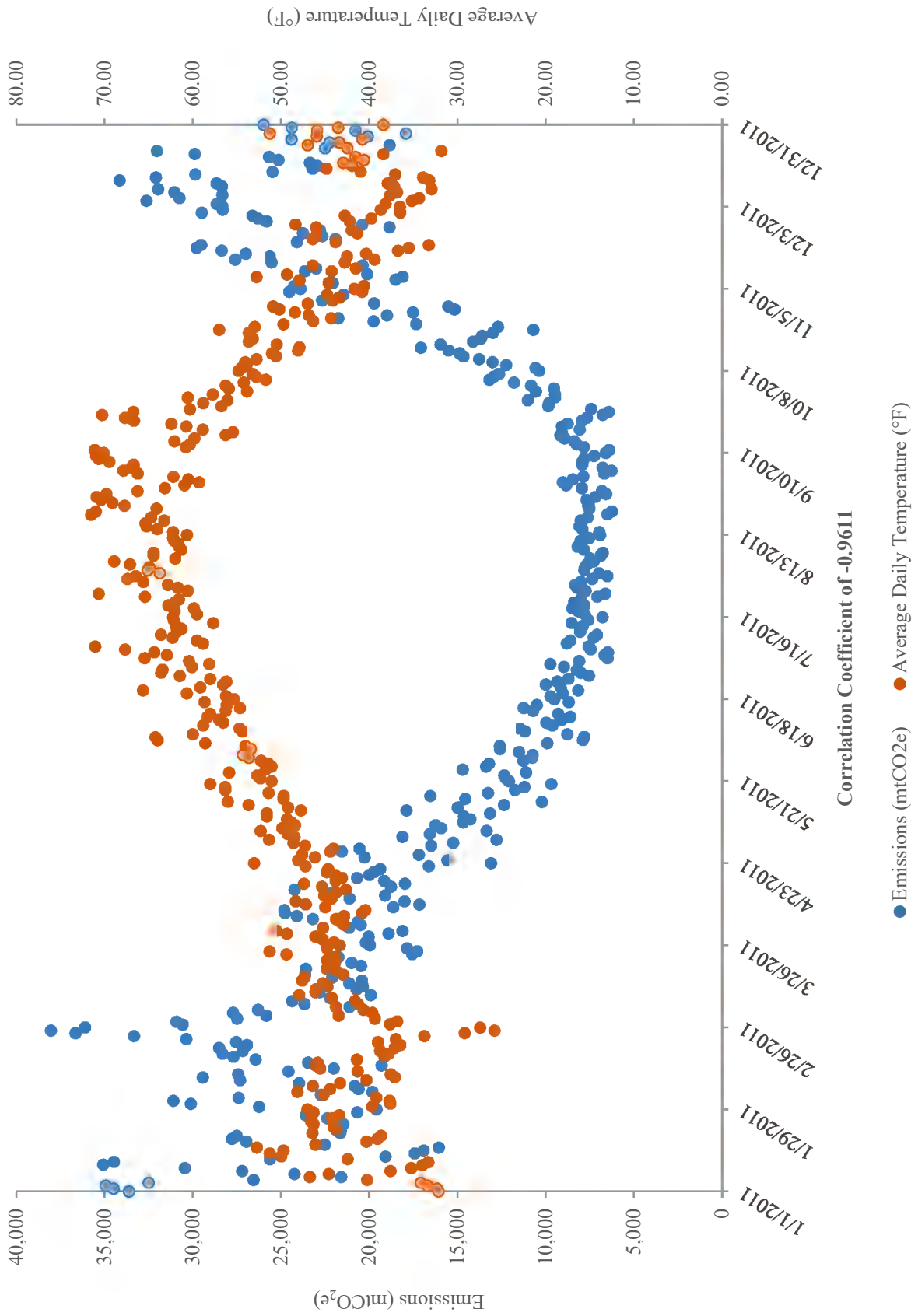
Correlation of Daily Emissions (mtCO₂e) and Average Daily Temperature (°F)
Total Customer Emissions
Calendar Year 2009



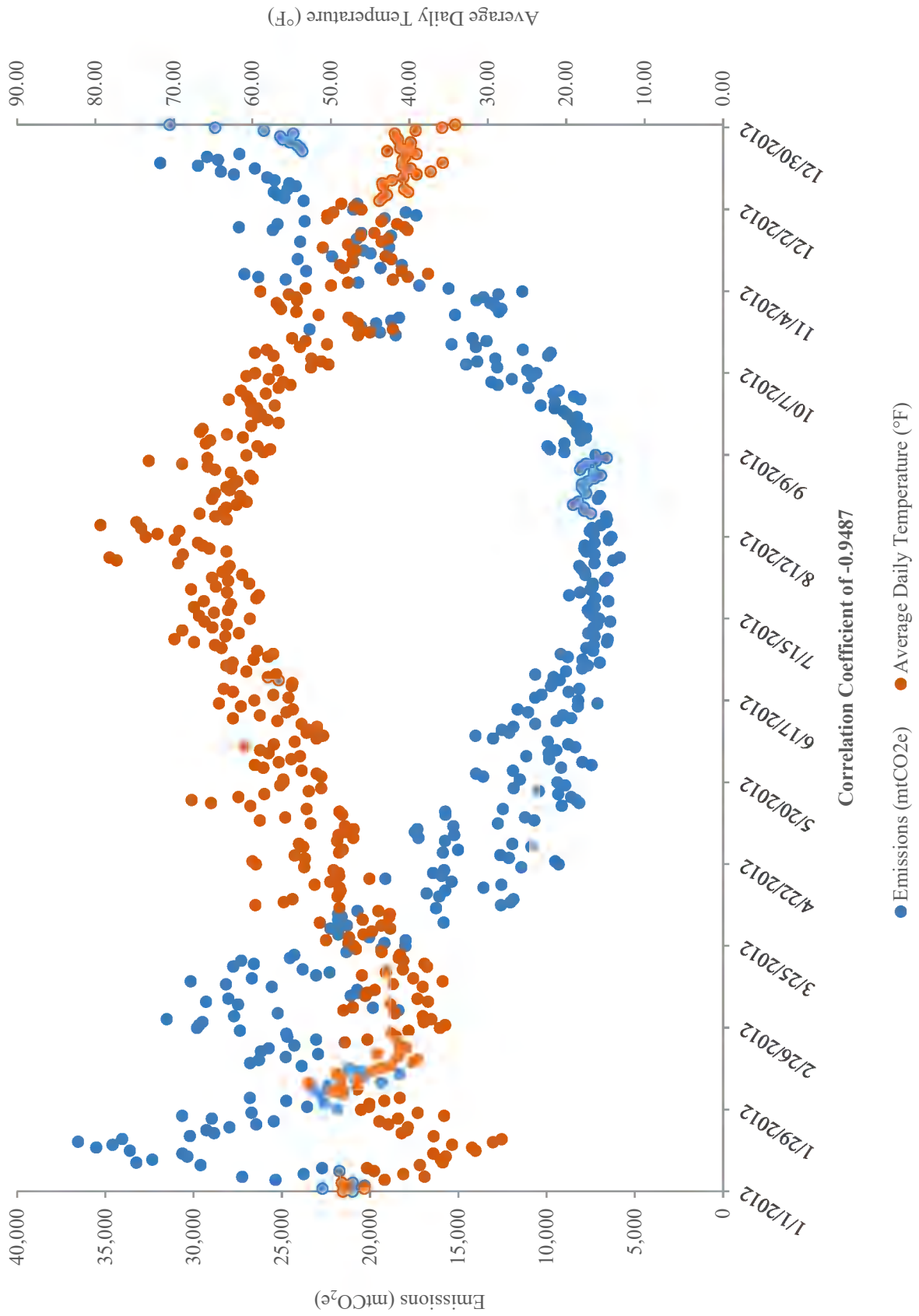
Correlation of Daily Emissions (mtCO₂e) and Average Daily Temperature (°F)
Total Customer Emissions
Calendar Year 2010



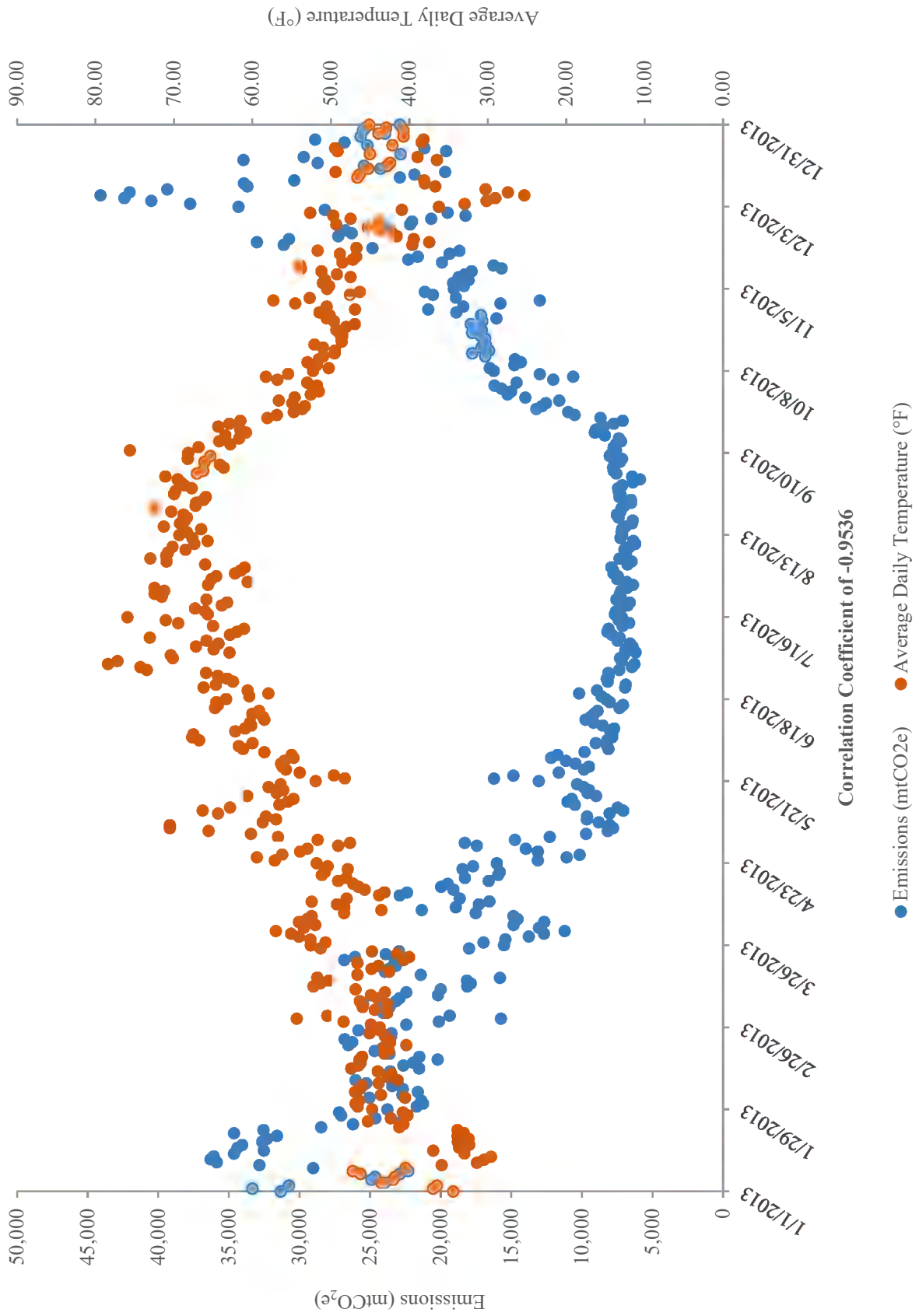
Correlation of Daily Emissions (mtCO₂e) and Average Daily Temperature (°F)
Total Customer Emissions
Calendar Year 2011



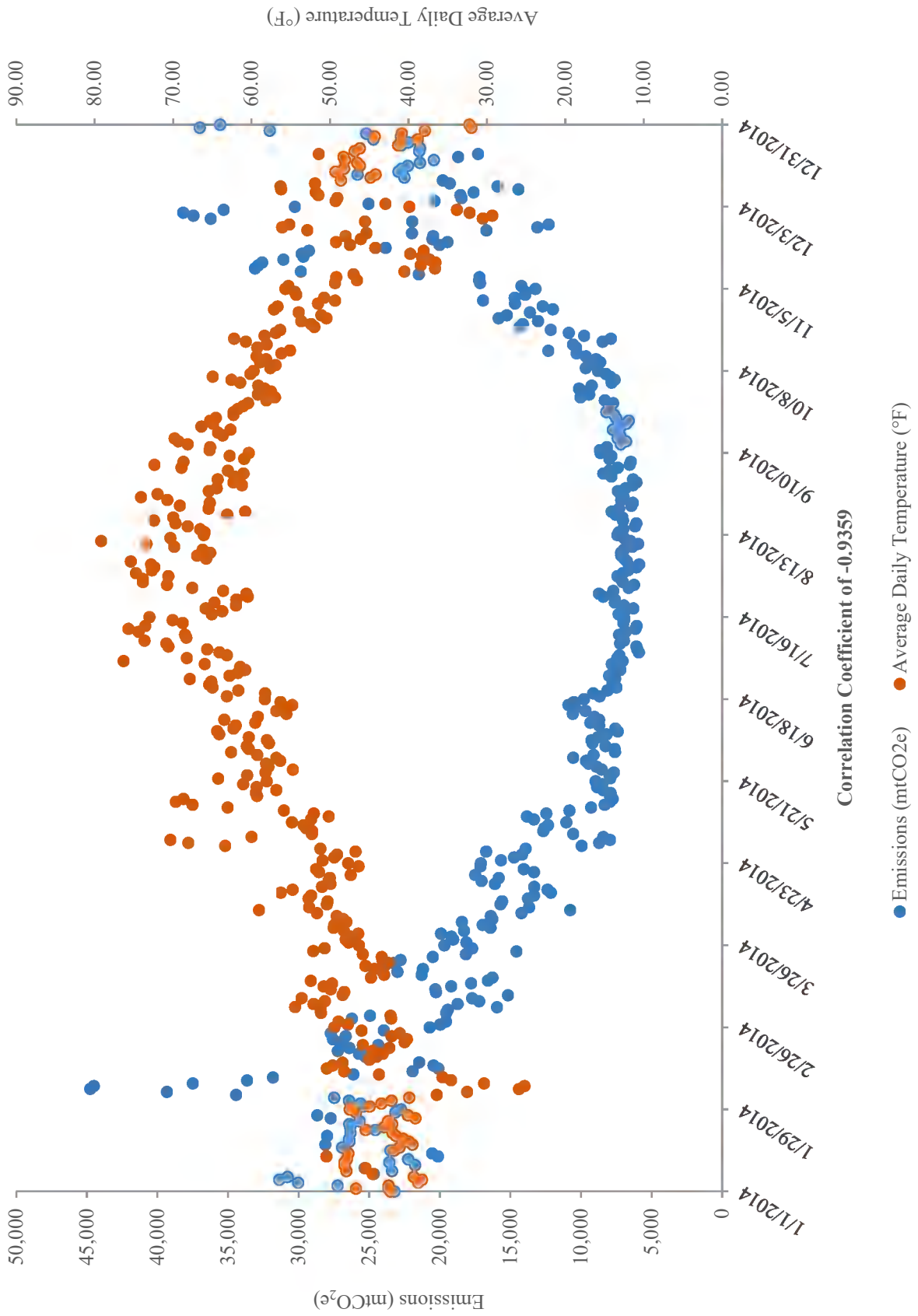
Correlation of Daily Emissions (mtCO₂e) and Average Daily Temperature (°F)
Total Customer Emissions
Calendar Year 2012



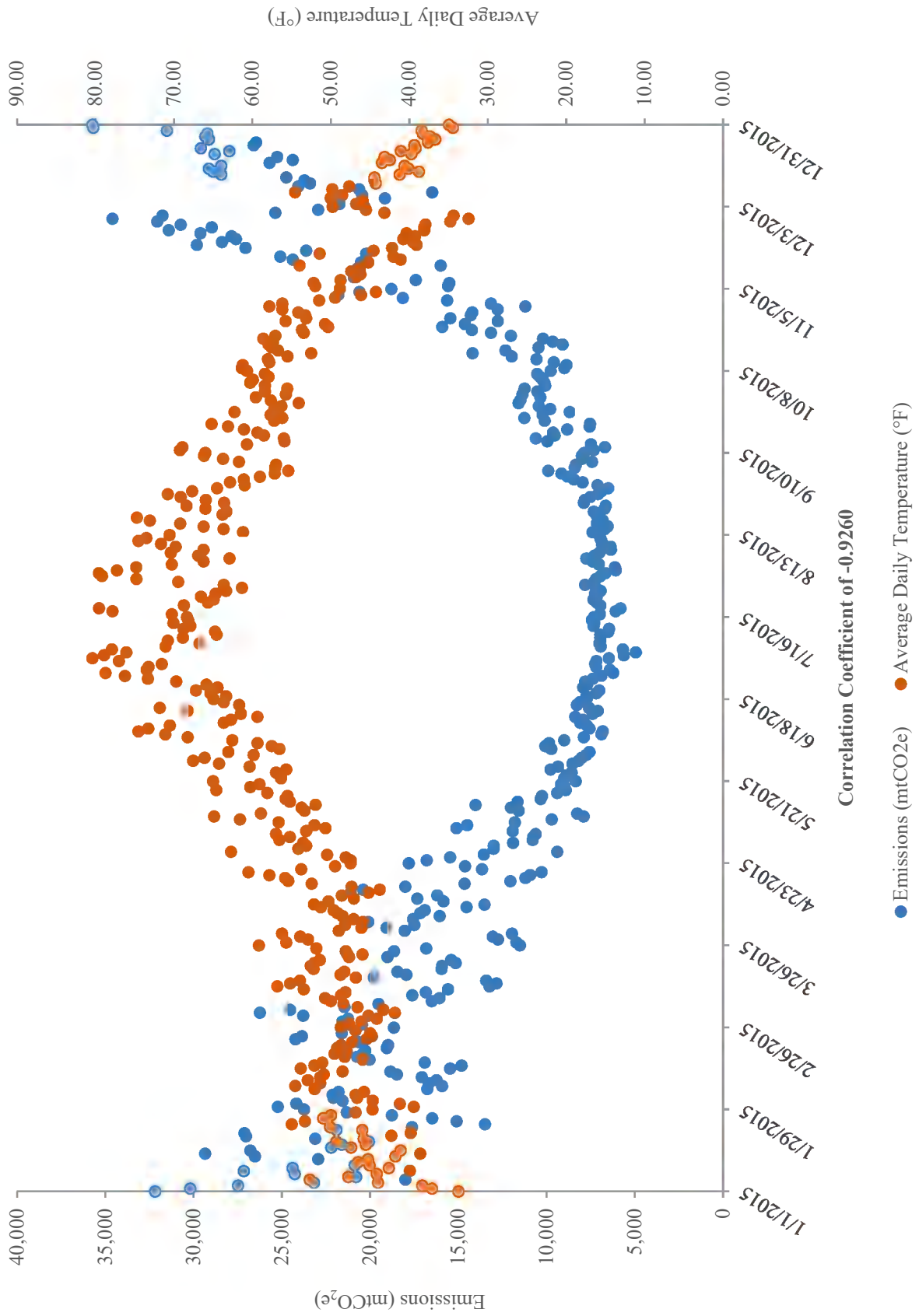
Correlation of Daily Emissions (mtCO₂e) and Average Daily Temperature (°F)
Total Customer Emissions
Calendar Year 2013



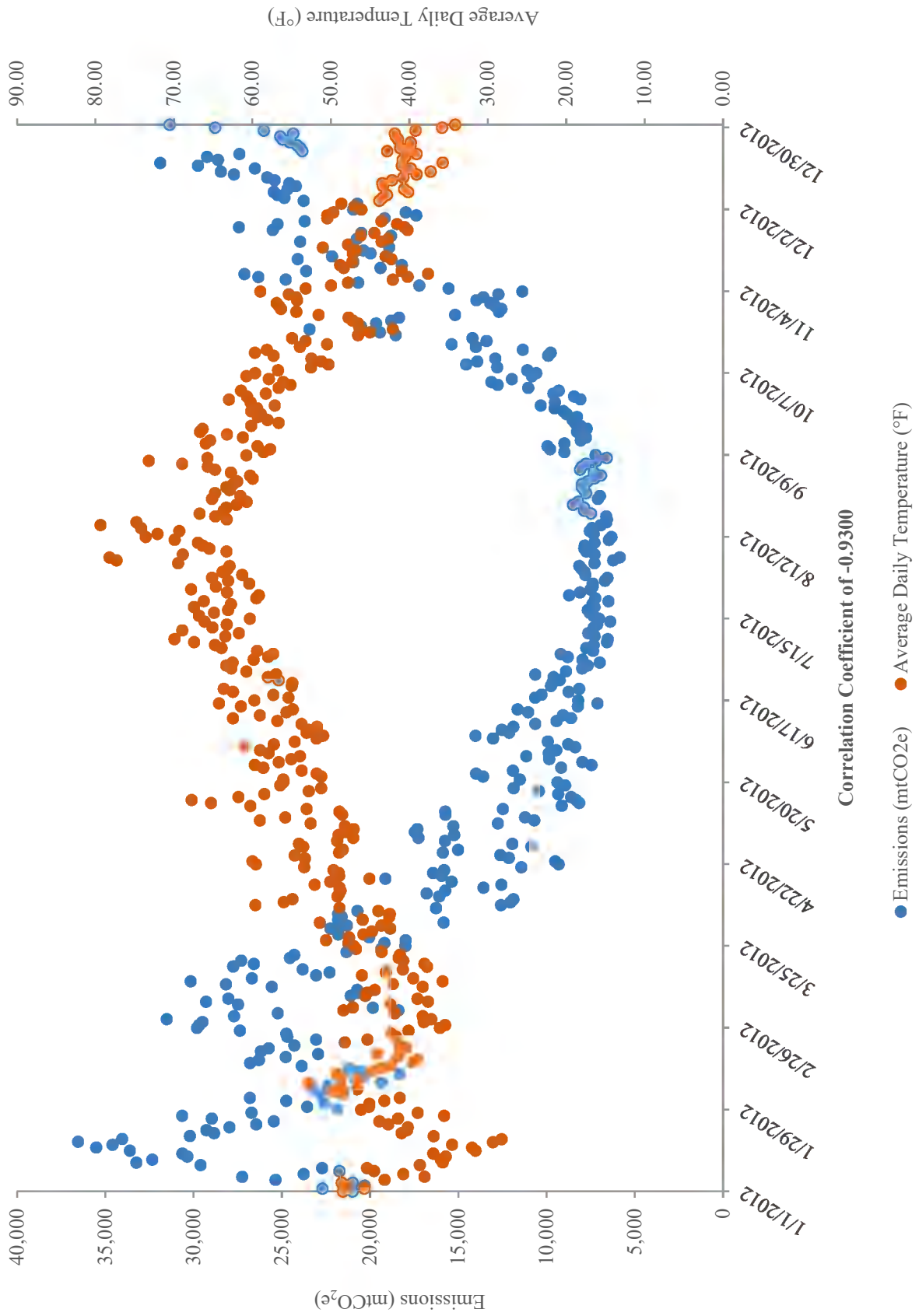
Correlation of Daily Emissions (mtCO₂e) and Average Daily Temperature (°F)
Total Customer Emissions
Calendar Year 2014



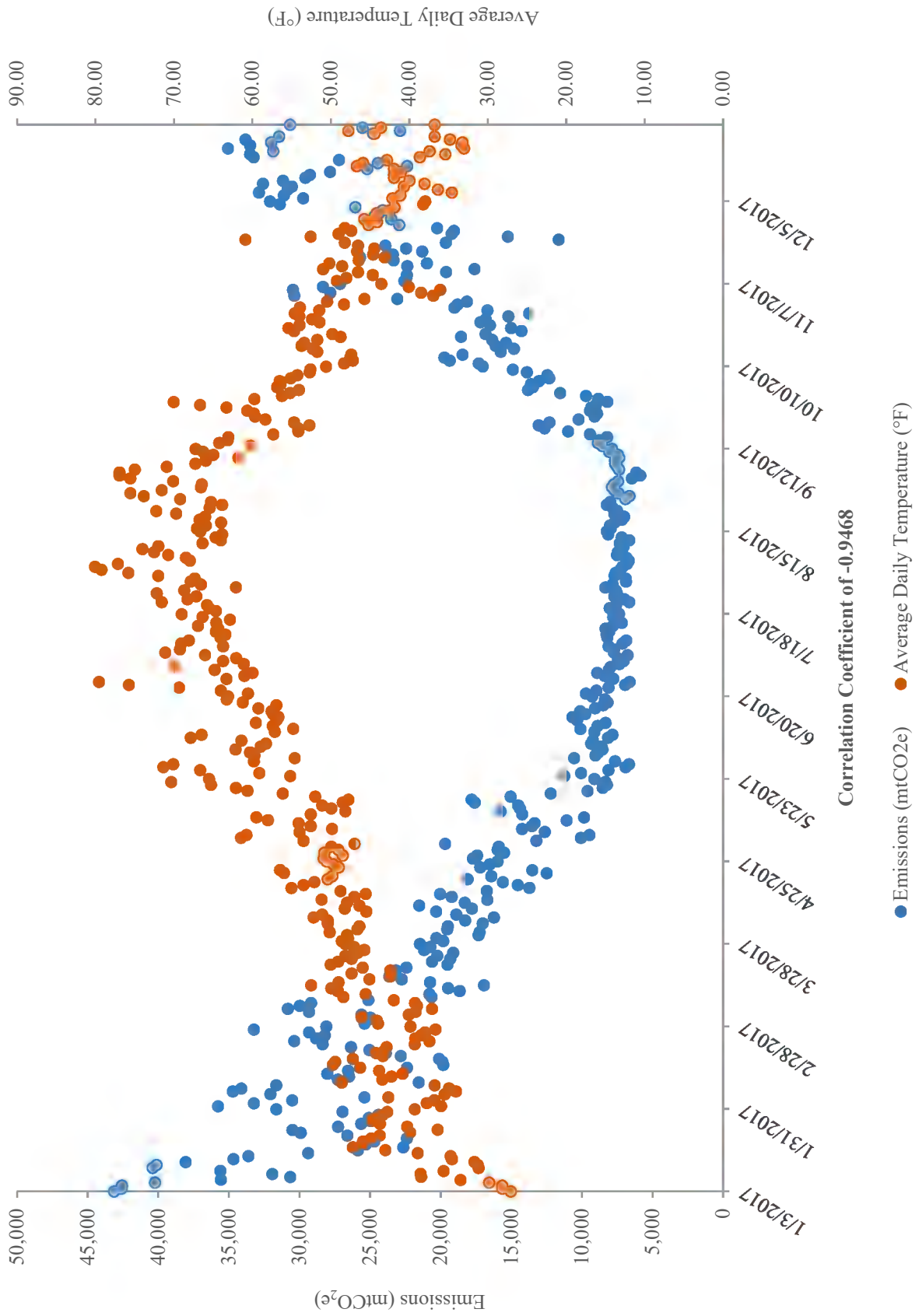
Correlation of Daily Emissions (mtCO₂e) and Average Daily Temperature (°F)
Total Customer Emissions
Calendar Year 2015



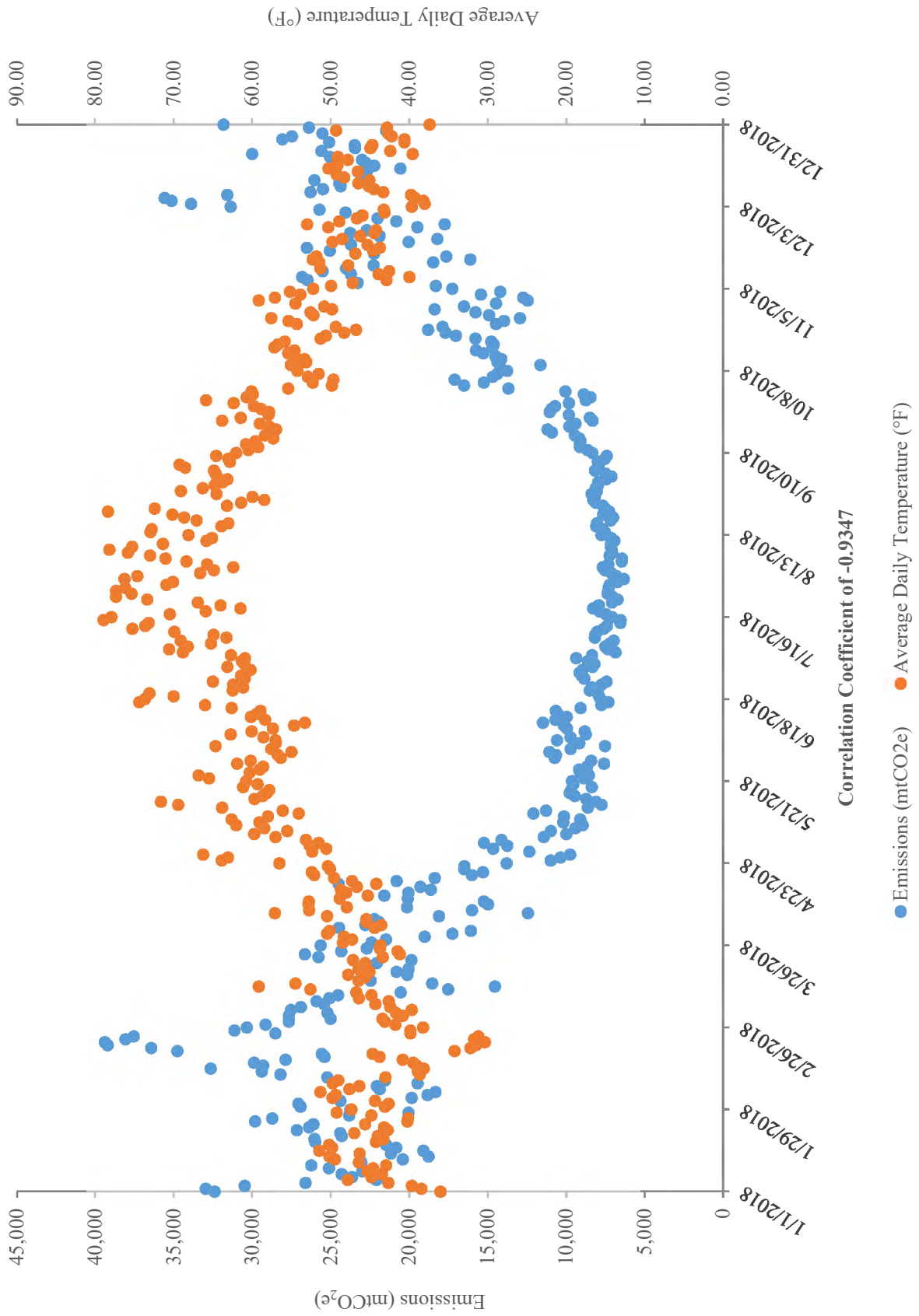
Correlation of Daily Emissions (mtCO₂e) and Average Daily Temperature (°F)
Total Customer Emissions
Calendar Year 2016



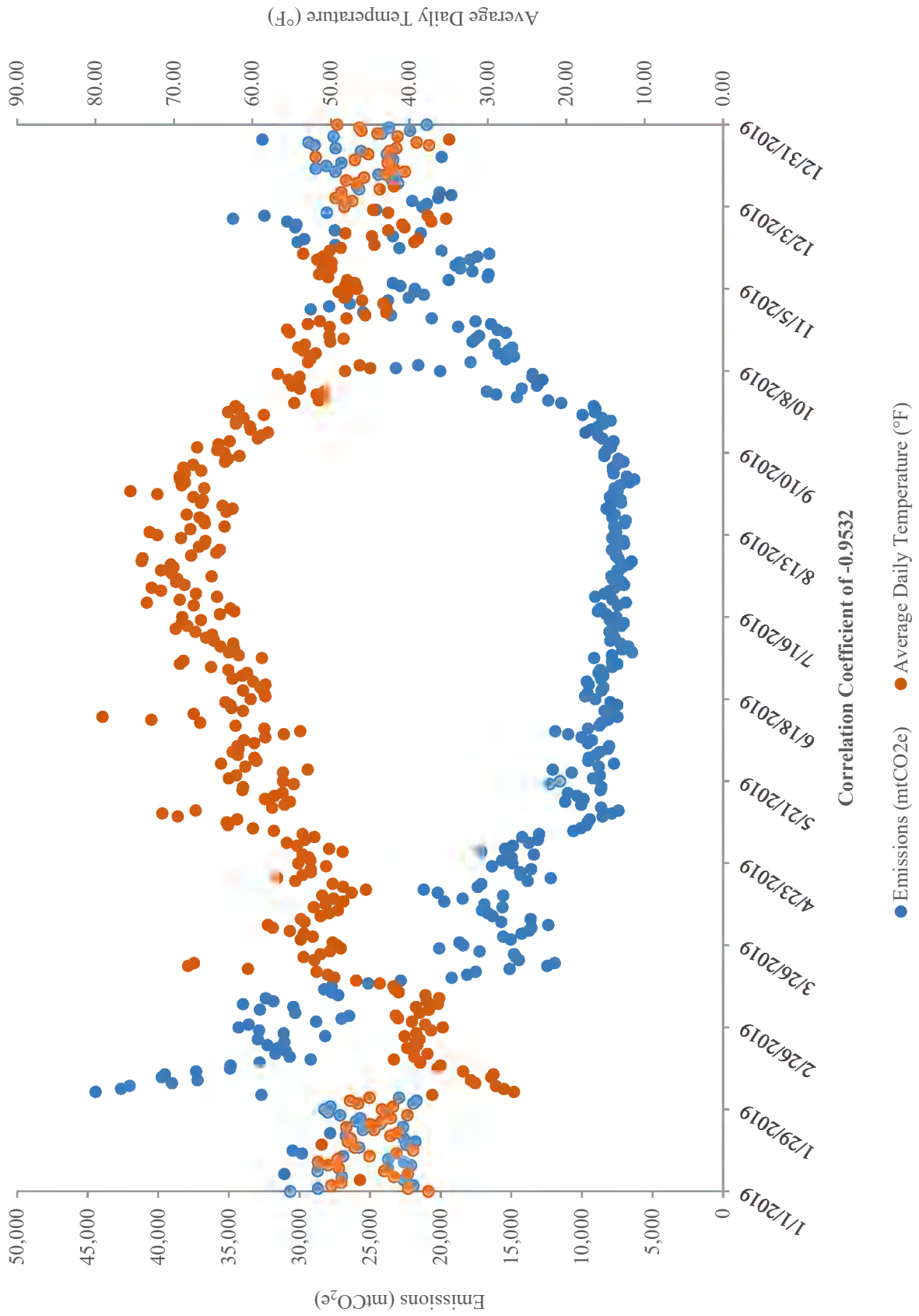
Correlation of Daily Emissions (mtCO₂e) and Average Daily Temperature (°F)
Total Customer Emissions
Calendar Year 2017



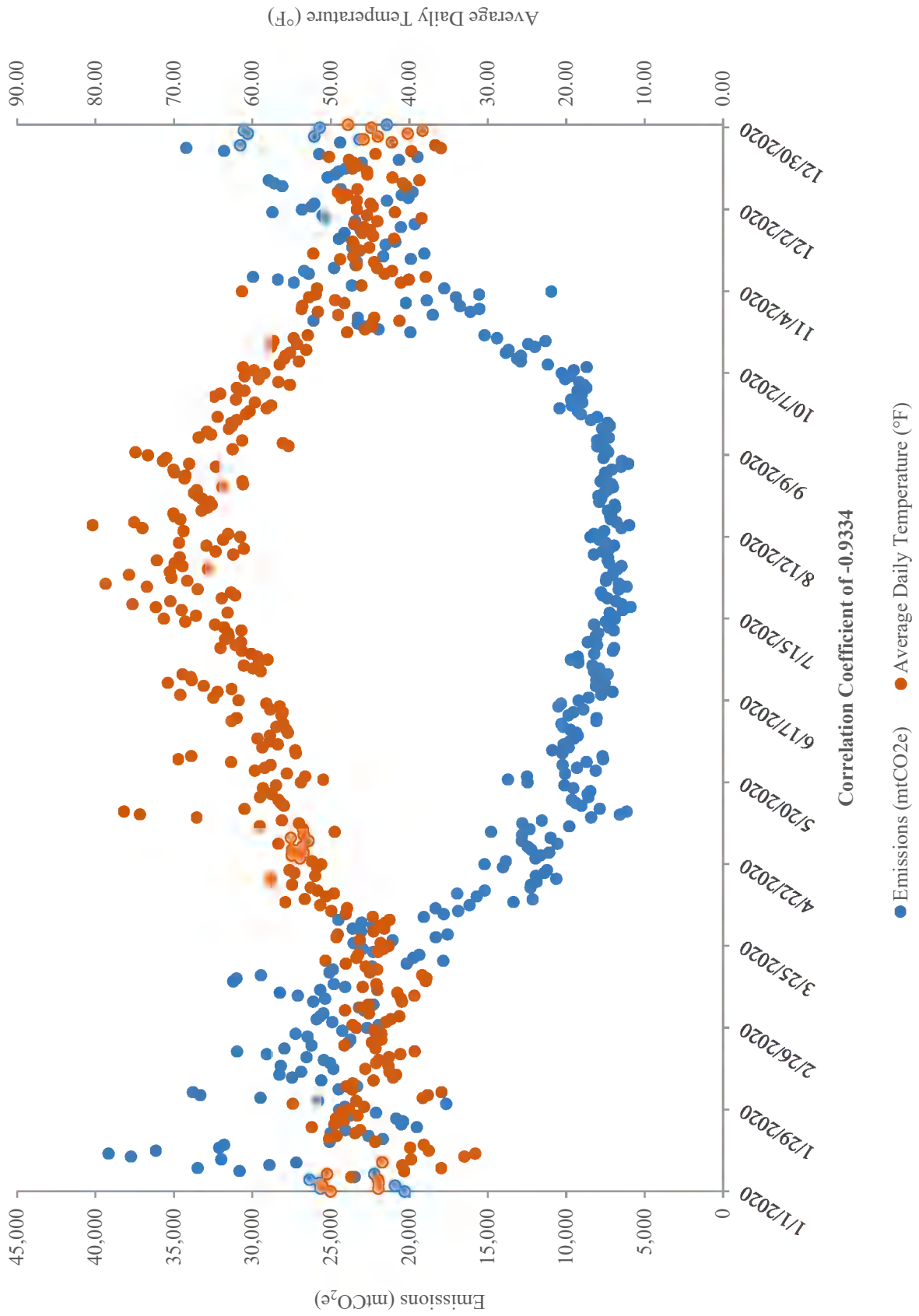
Correlation of Daily Emissions (mtCO₂e) and Average Daily Temperature (°F)
Total Customer Emissions
Calendar Year 2018



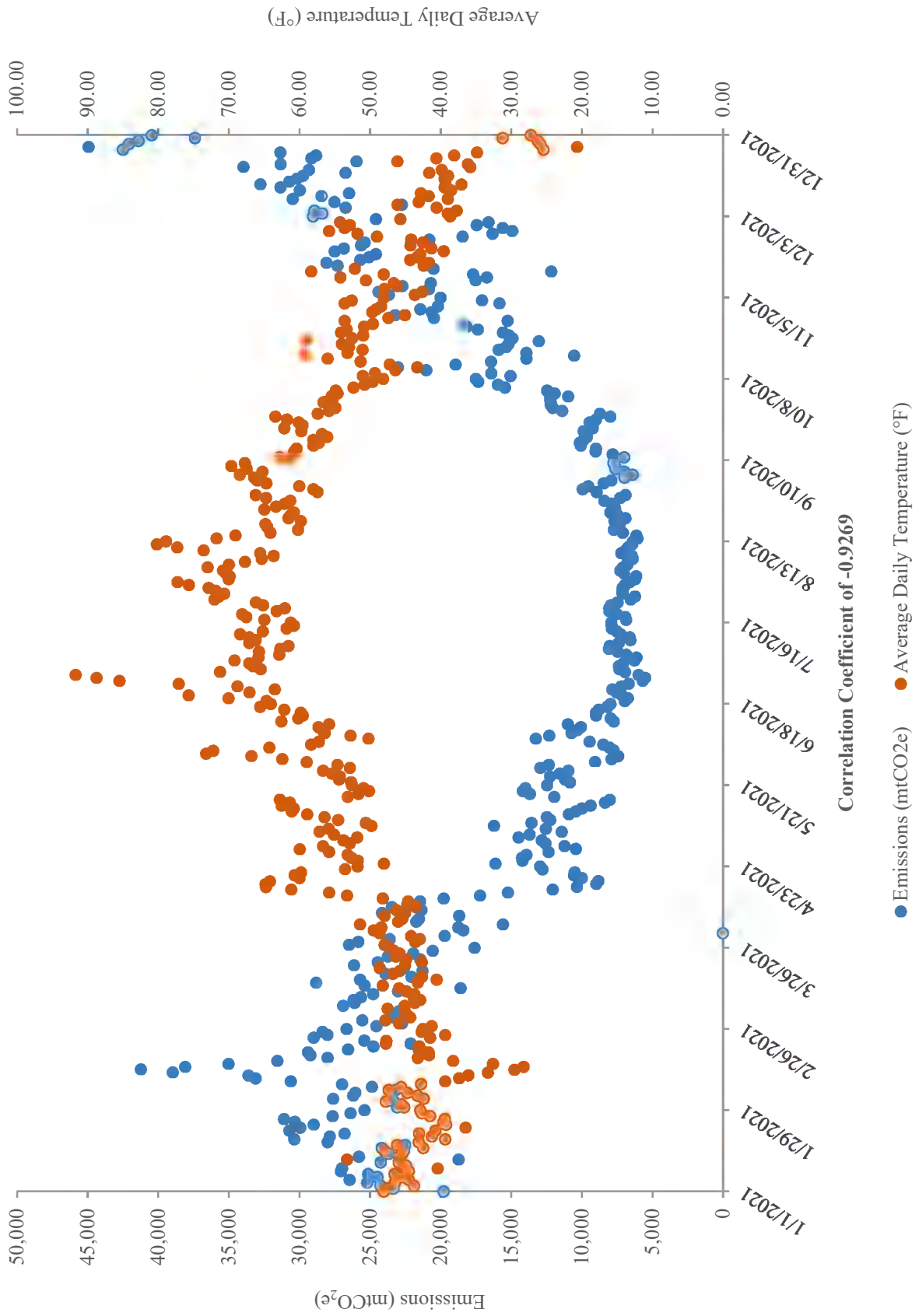
Correlation of Daily Emissions (mtCO₂e) and Average Daily Temperature (°F)
Total Customer Emissions
Calendar Year 2019



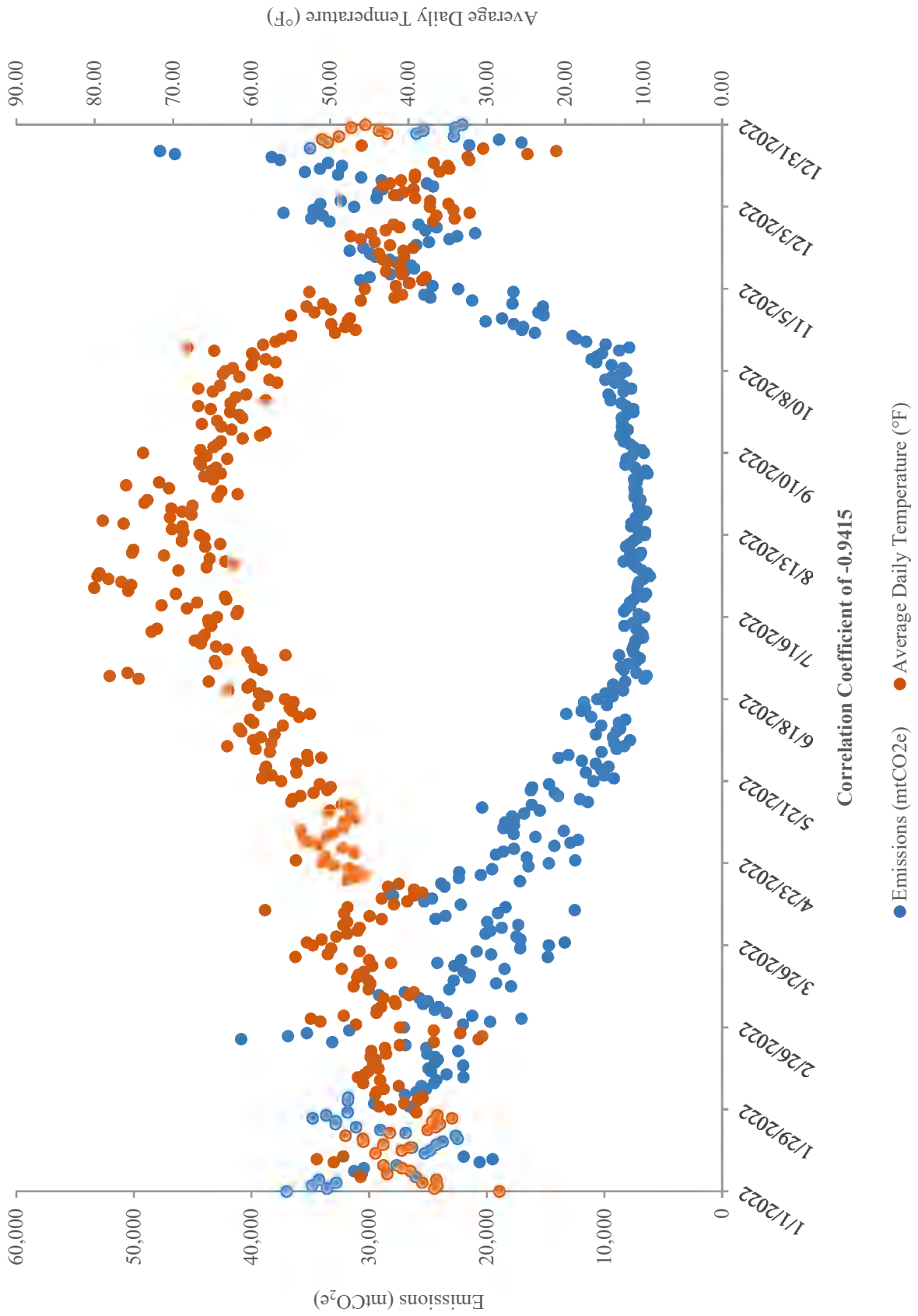
Correlation of Daily Emissions (mtCO₂e) and Average Daily Temperature (°F)
Total Customer Emissions
Calendar Year 2020



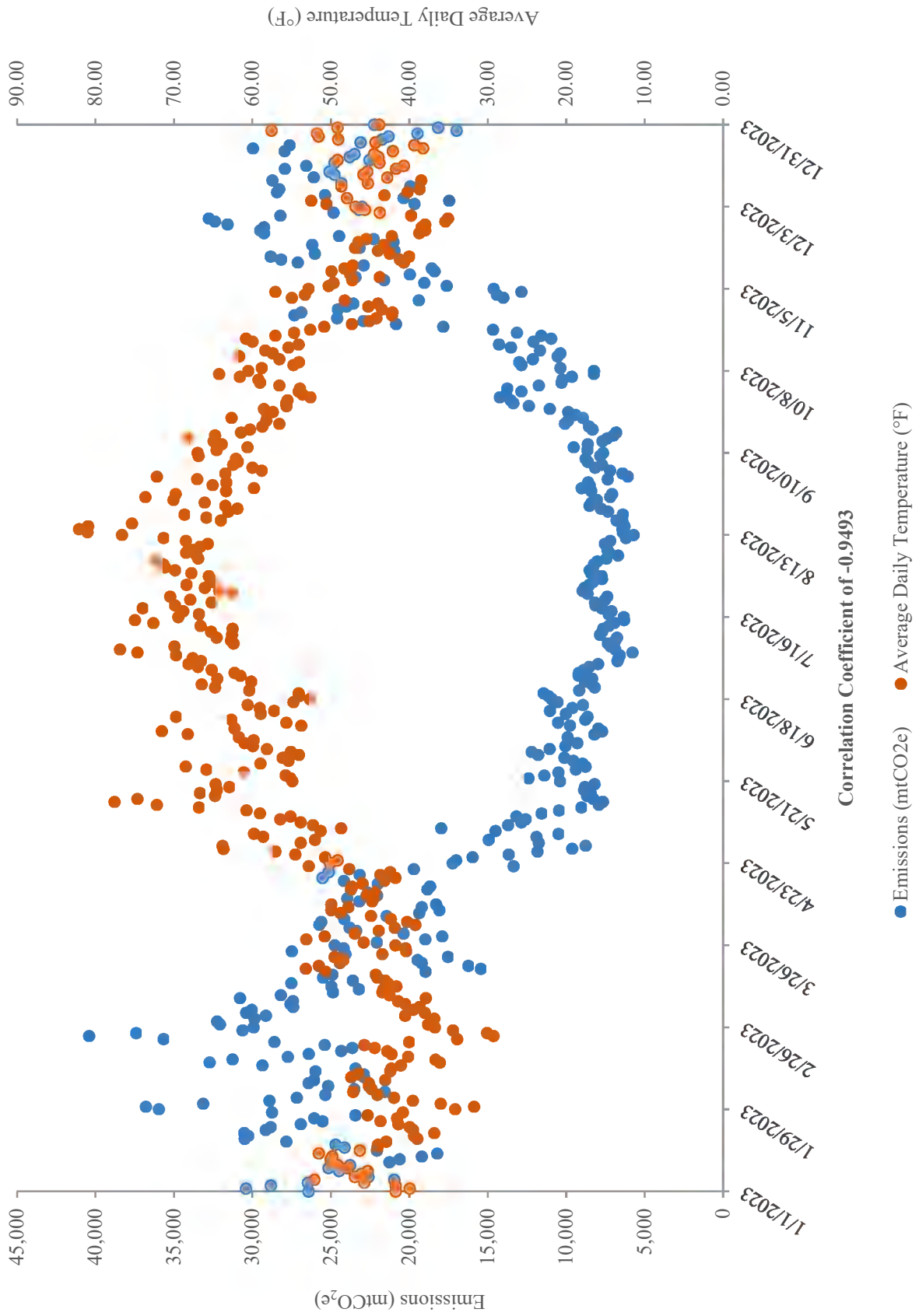
Correlation of Daily Emissions (mtCO₂e) and Average Daily Temperature (°F)
Total Customer Emissions
Calendar Year 2021



Correlation of Daily Emissions (mtCO₂e) and Average Daily Temperature (°F)
Total Customer Emissions
Calendar Year 2022



Correlation of Daily Emissions (mtCO₂e) and Average Daily Temperature (°F)
Total Customer Emissions
Calendar Year 2023



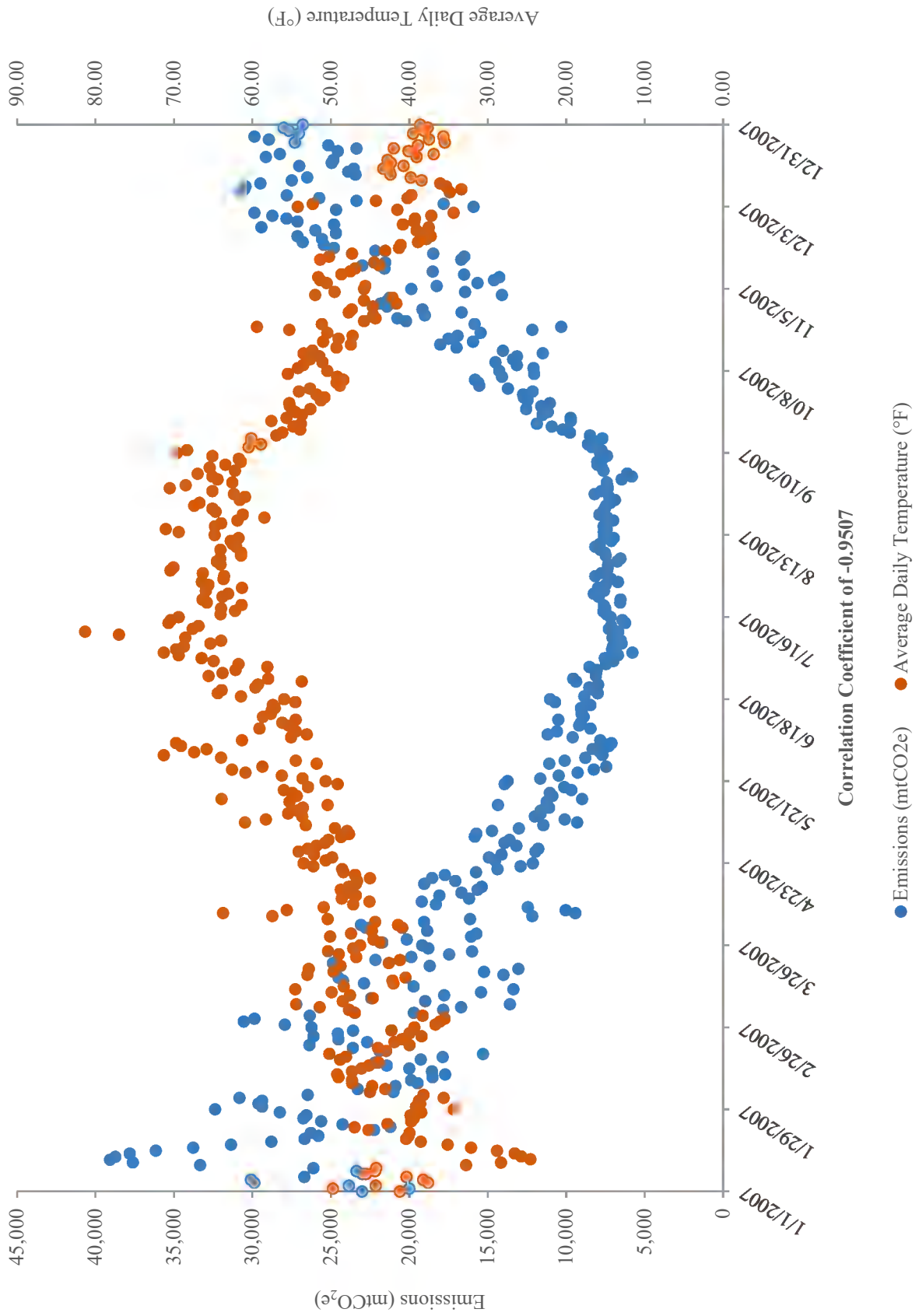
**Correlation of Daily Emissions (mtCO₂e)
and Heating Degree Days (HDD)**

2007 - 2023

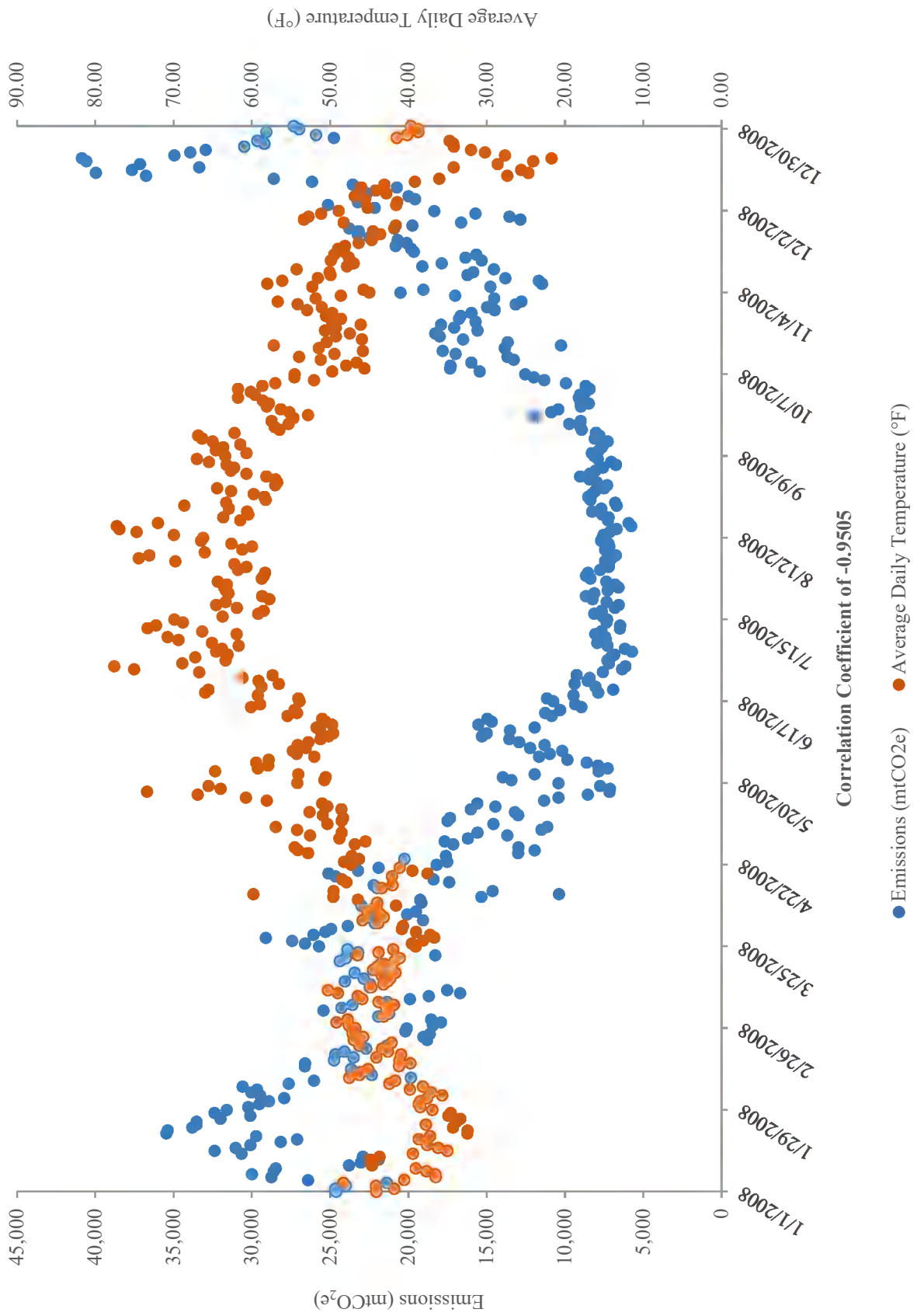
Firm and Interruptible Customer Emissions

2007 - 2023

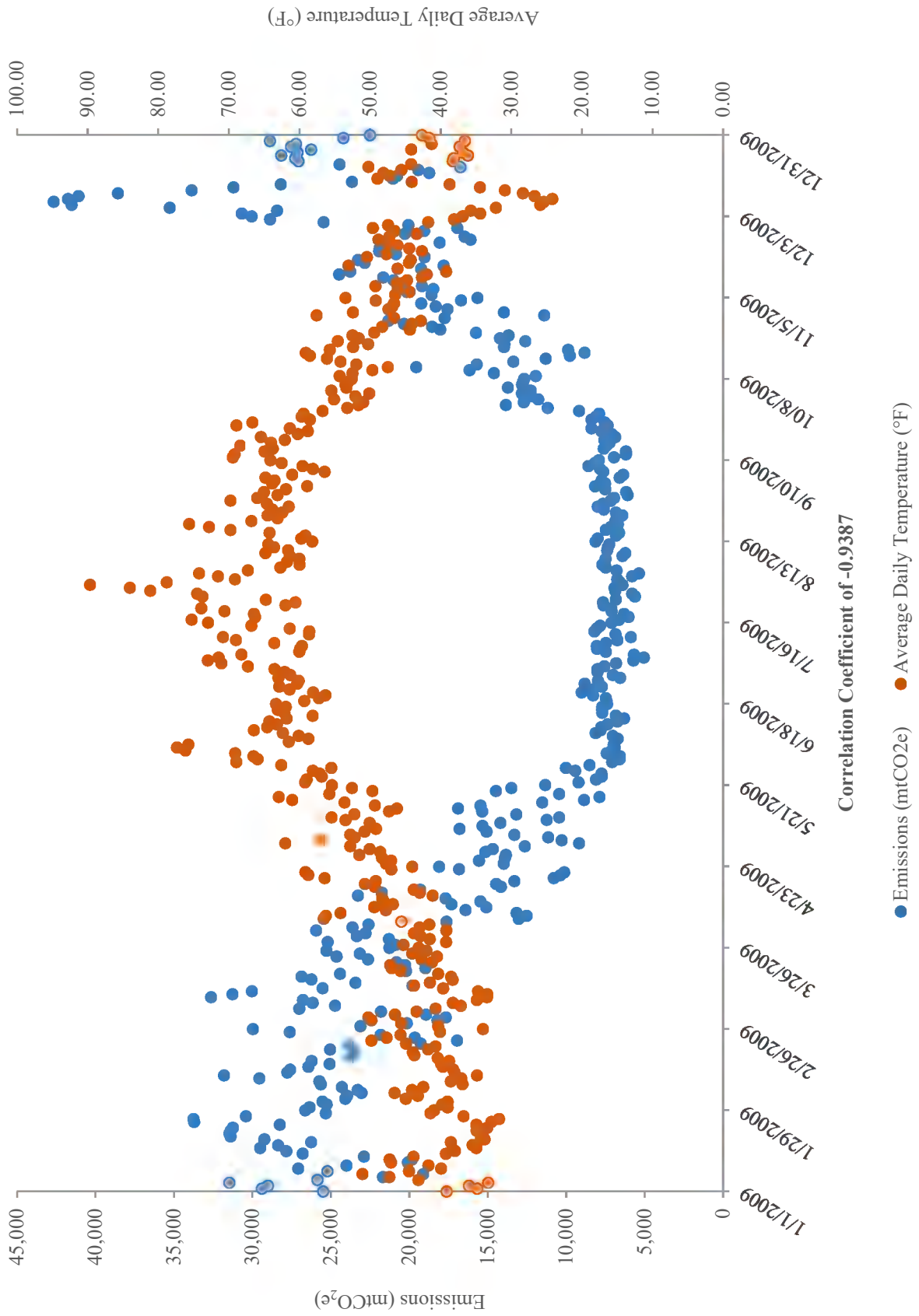
Correlation of Daily Emissions (mtCO₂e) and Average Daily Temperature (°F)
Total Customer Emissions
Calendar Year 2007



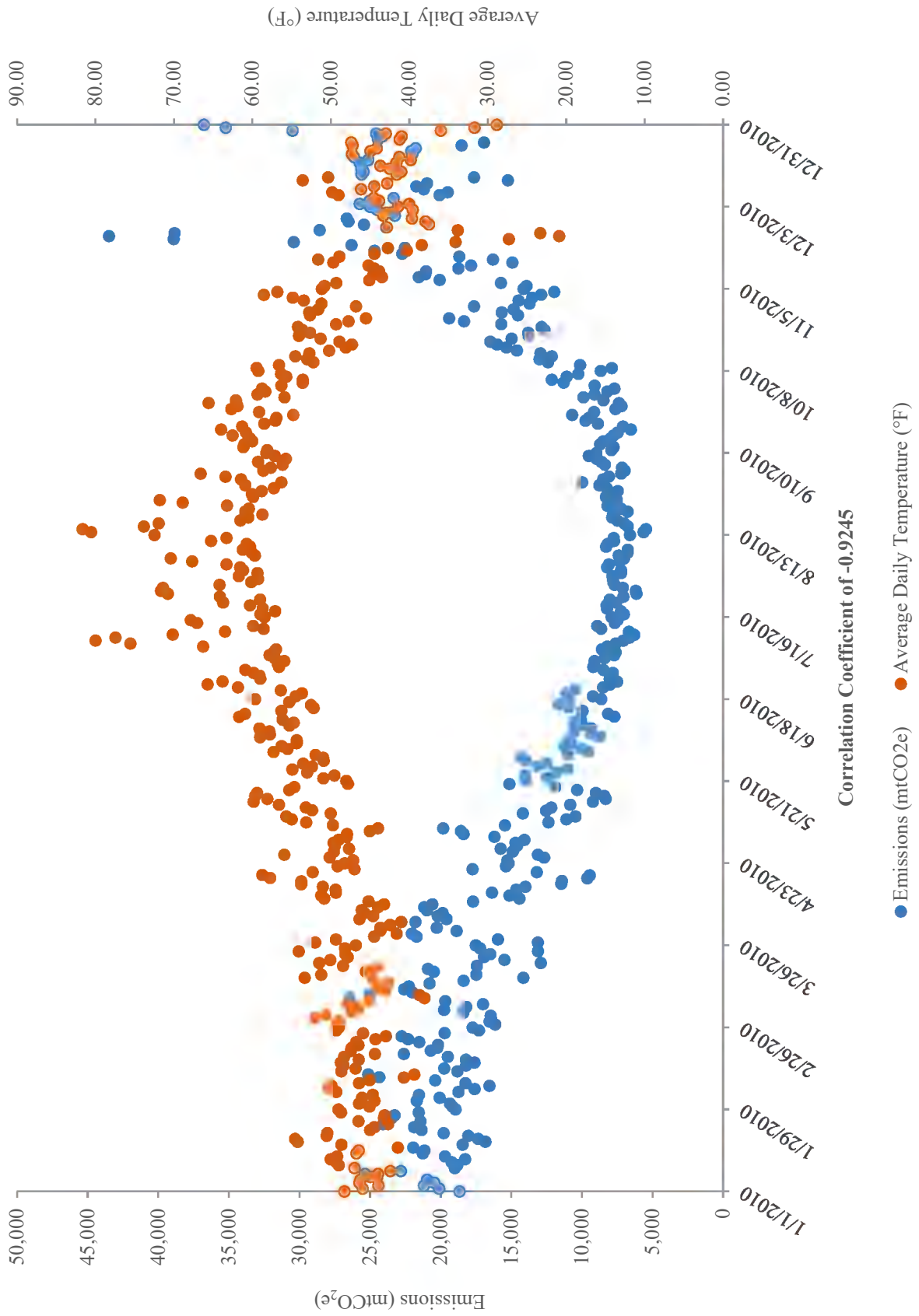
Correlation of Daily Emissions (mtCO₂e) and Average Daily Temperature (°F)
Total Customer Emissions
Calendar Year 2008



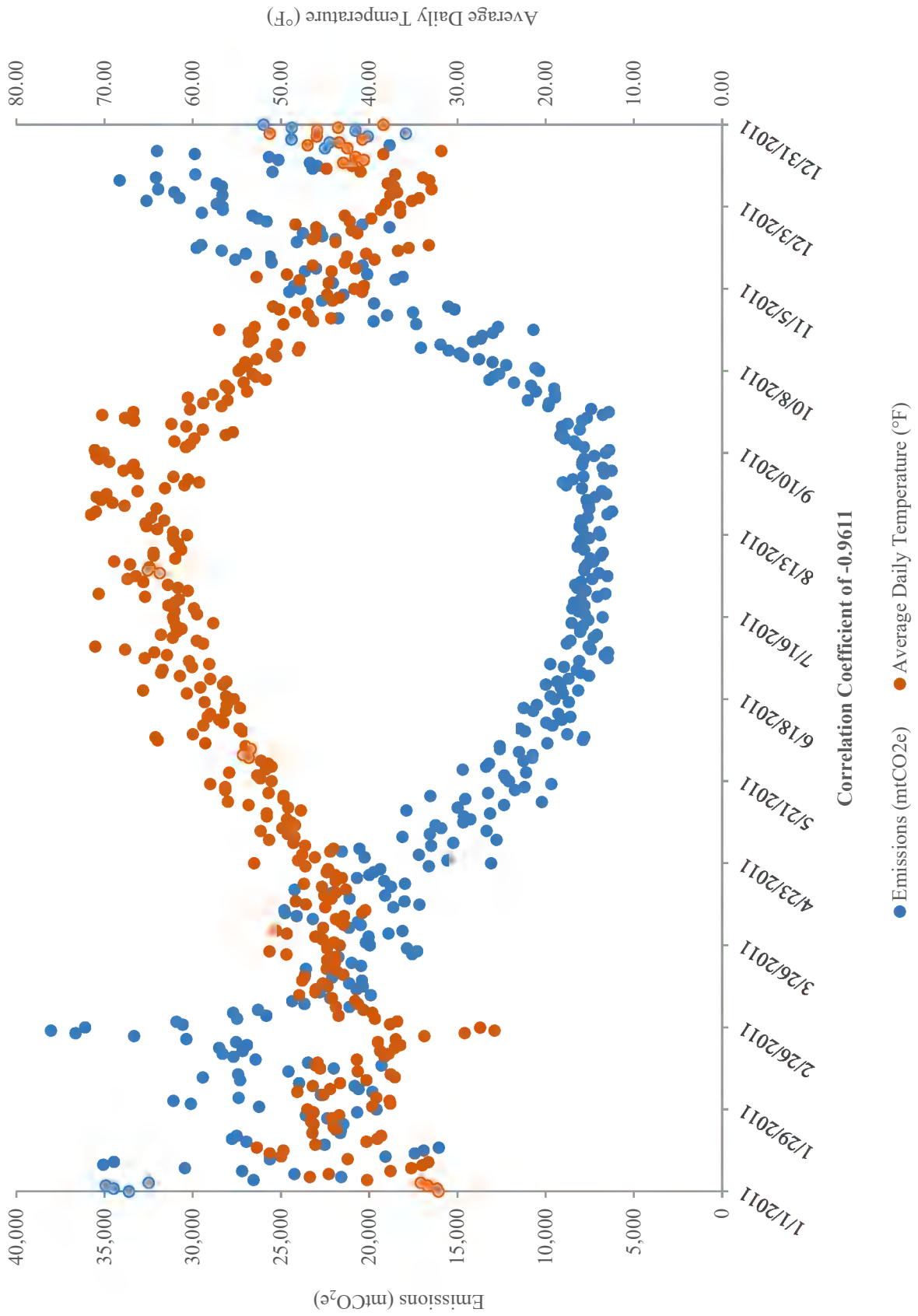
Correlation of Daily Emissions (mtCO₂e) and Average Daily Temperature (°F)
Total Customer Emissions
Calendar Year 2009



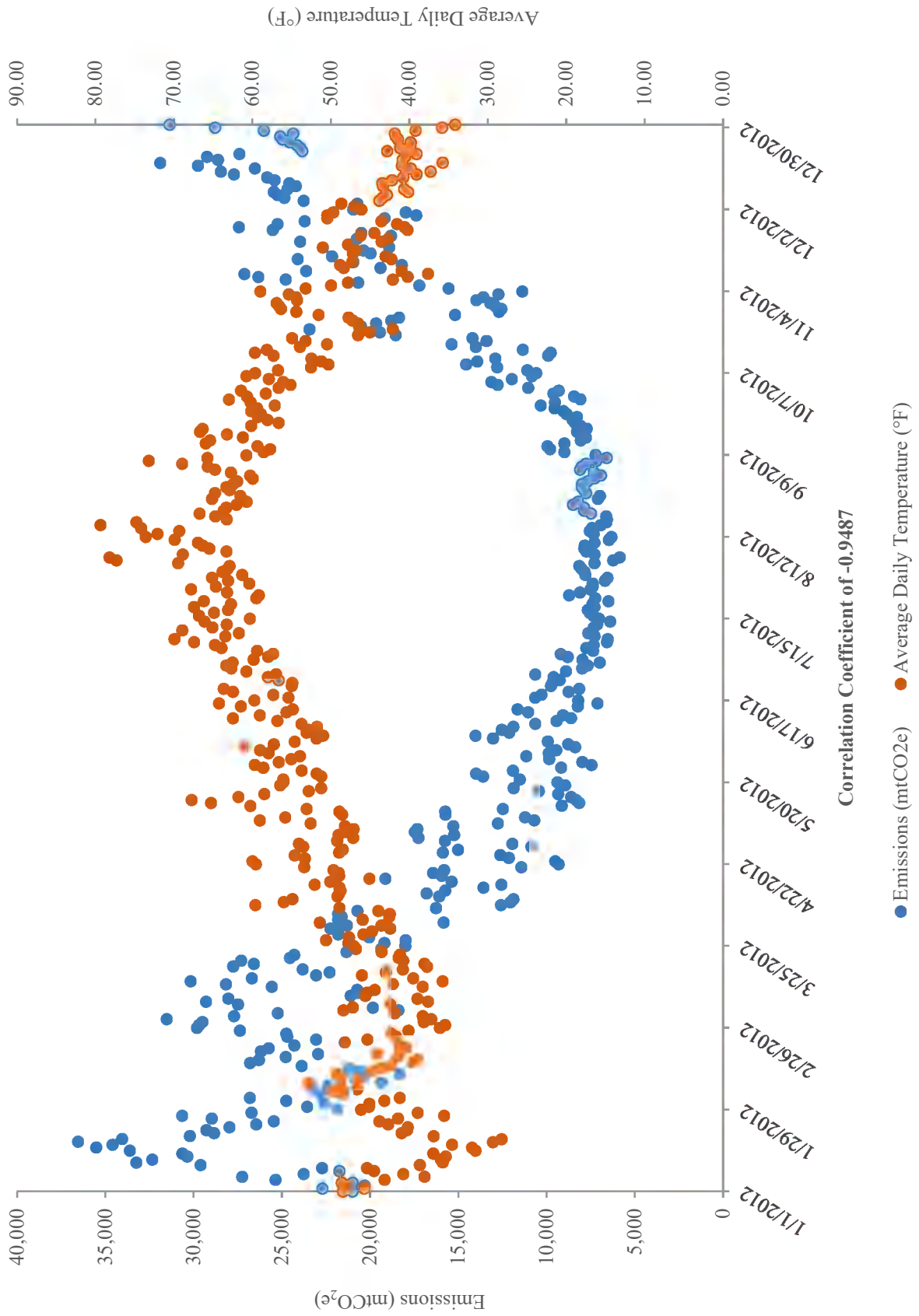
Correlation of Daily Emissions (mtCO₂e) and Average Daily Temperature (°F)
Total Customer Emissions
Calendar Year 2010



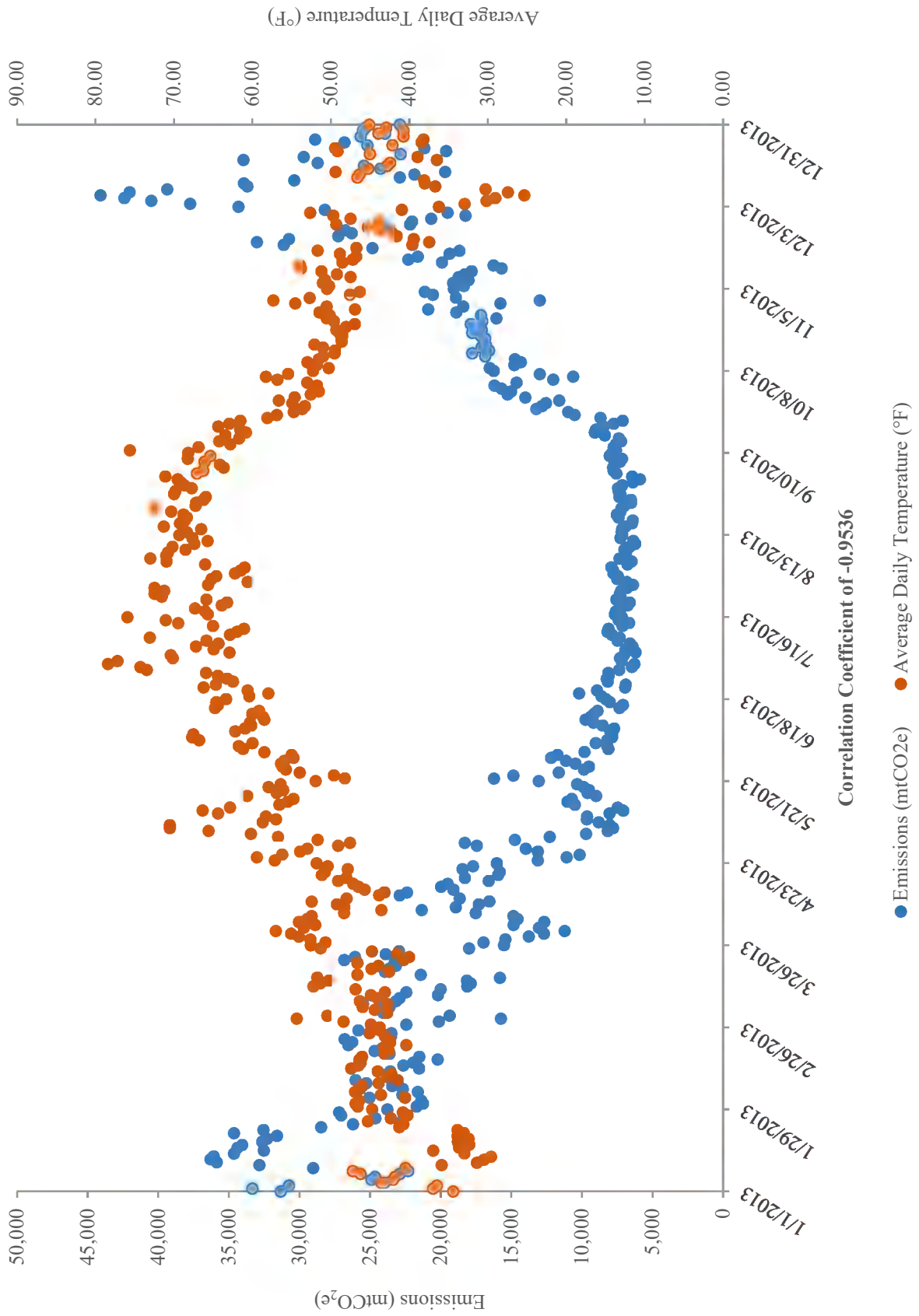
Correlation of Daily Emissions (mtCO₂e) and Average Daily Temperature (°F)
Total Customer Emissions
Calendar Year 2011



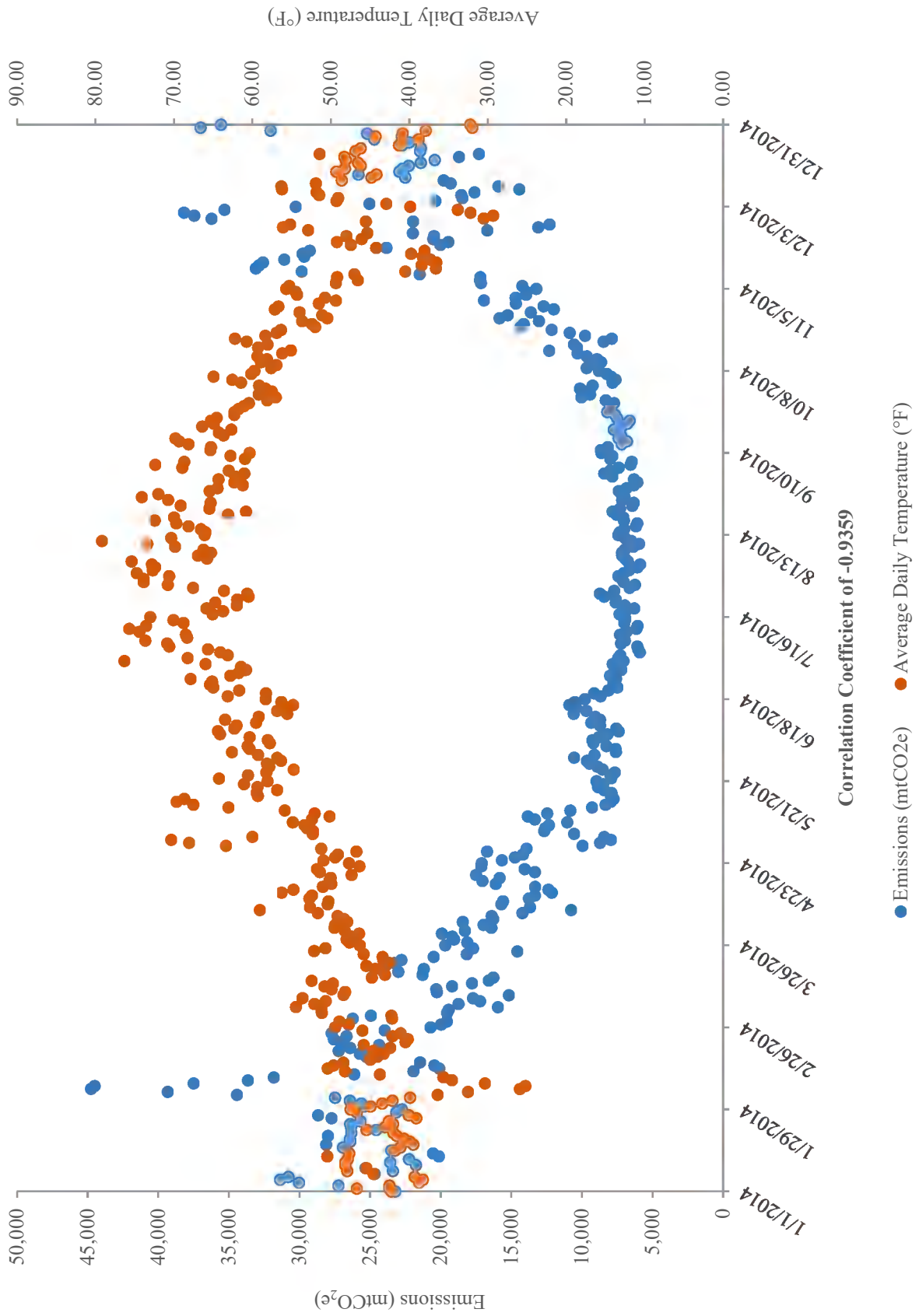
Correlation of Daily Emissions (mtCO₂e) and Average Daily Temperature (°F)
Total Customer Emissions
Calendar Year 2012



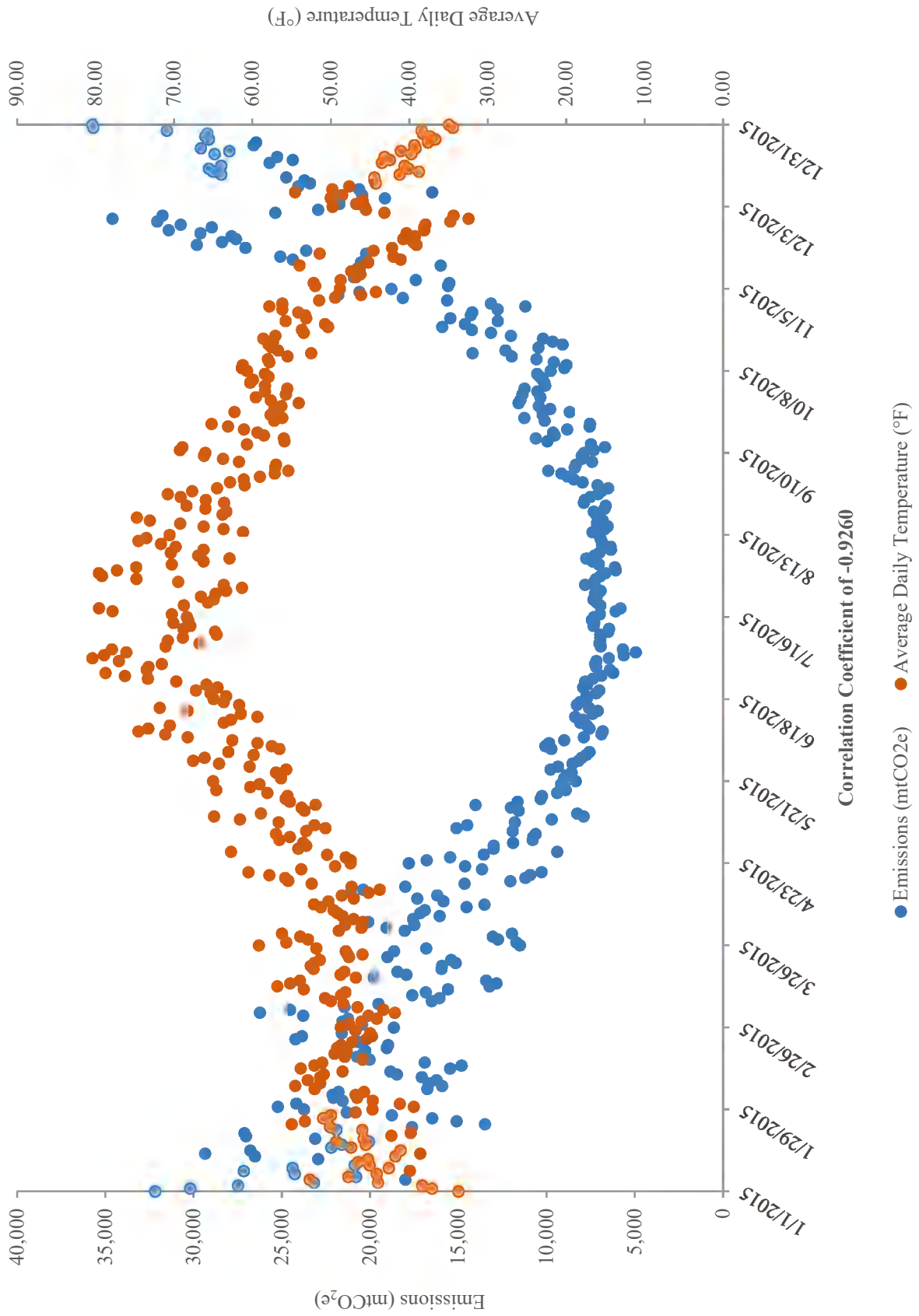
Correlation of Daily Emissions (mtCO₂e) and Average Daily Temperature (°F)
Total Customer Emissions
Calendar Year 2013



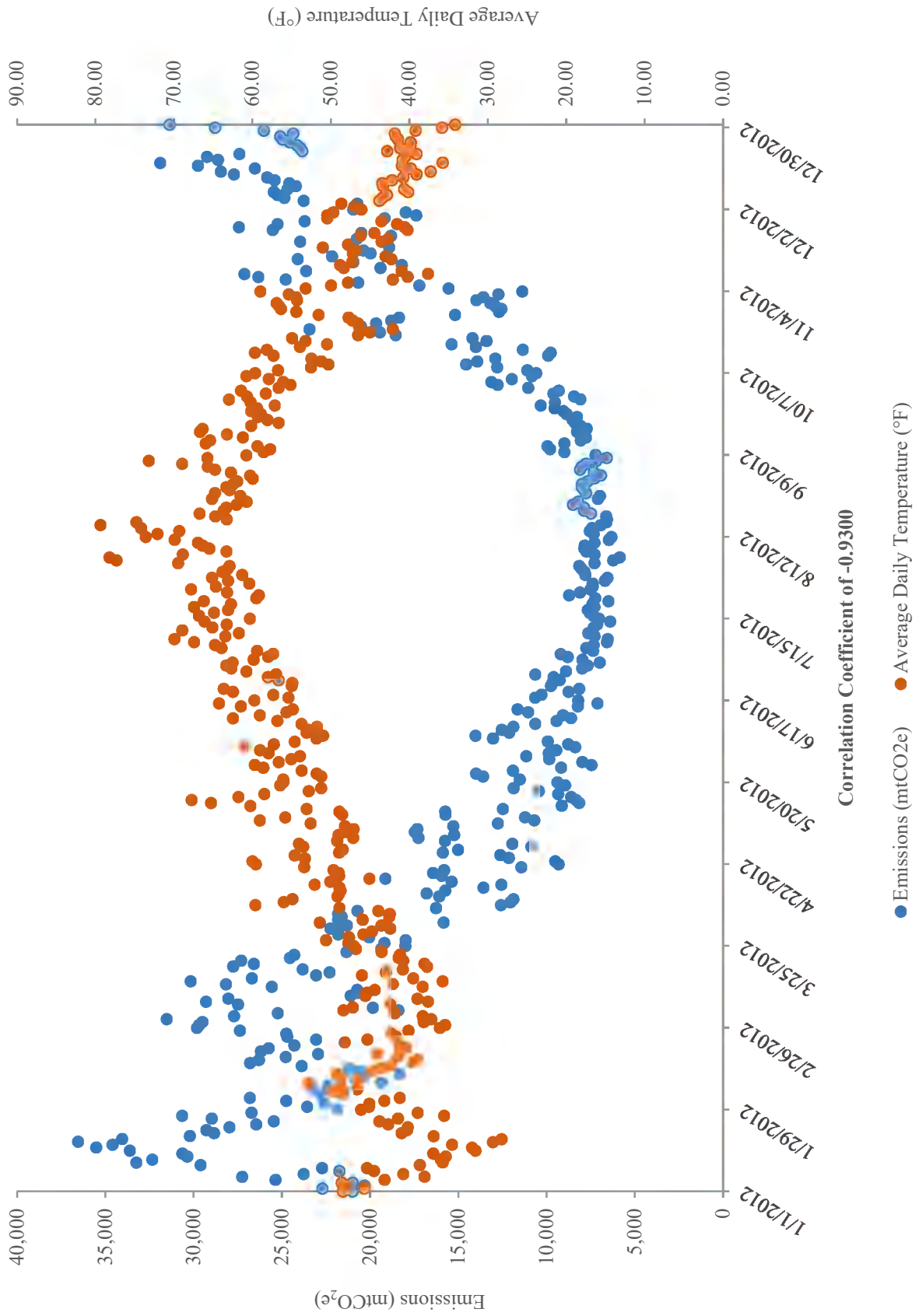
Correlation of Daily Emissions (mtCO₂e) and Average Daily Temperature (°F)
Total Customer Emissions
Calendar Year 2014



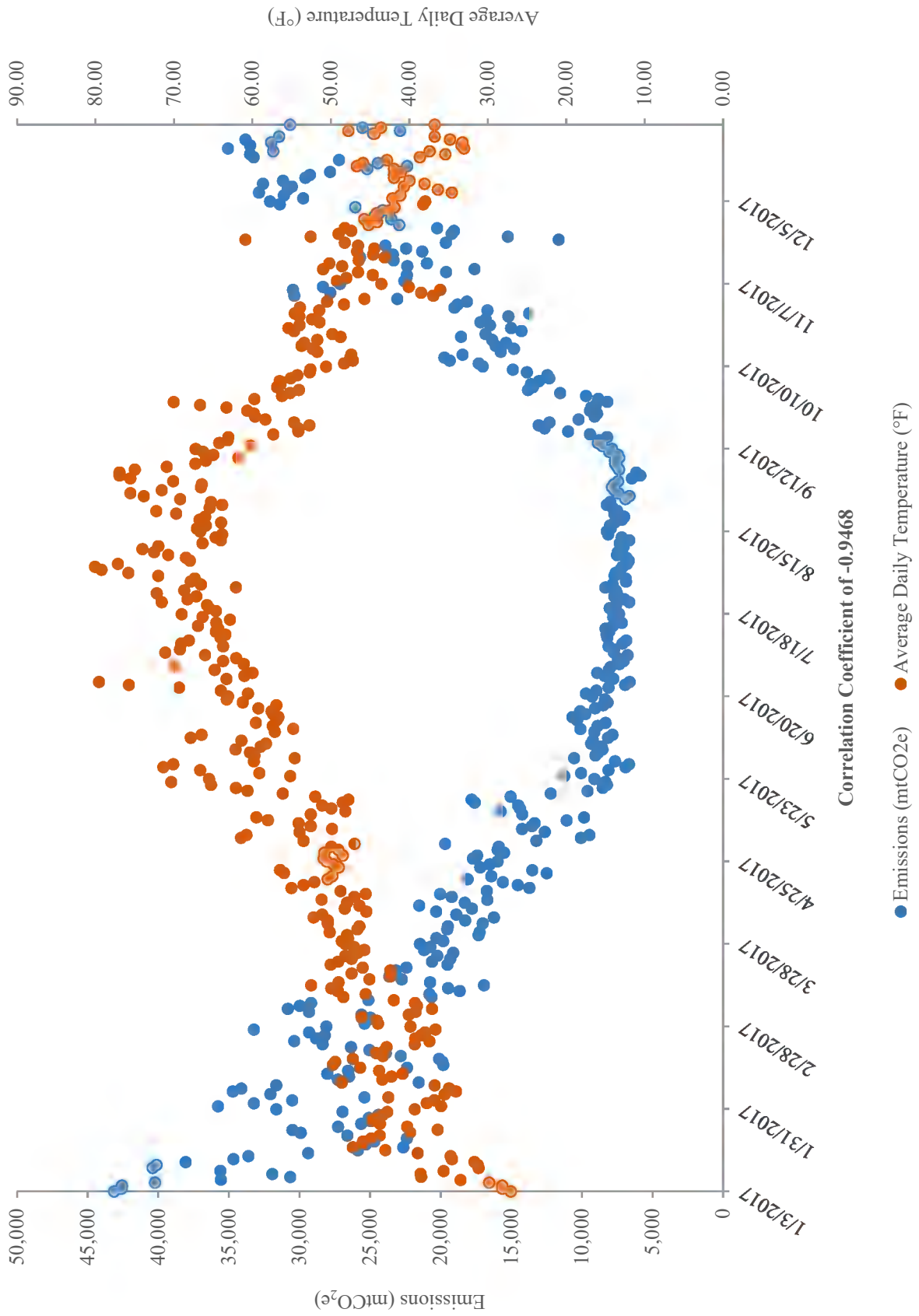
Correlation of Daily Emissions (mtCO₂e) and Average Daily Temperature (°F)
Total Customer Emissions
Calendar Year 2015



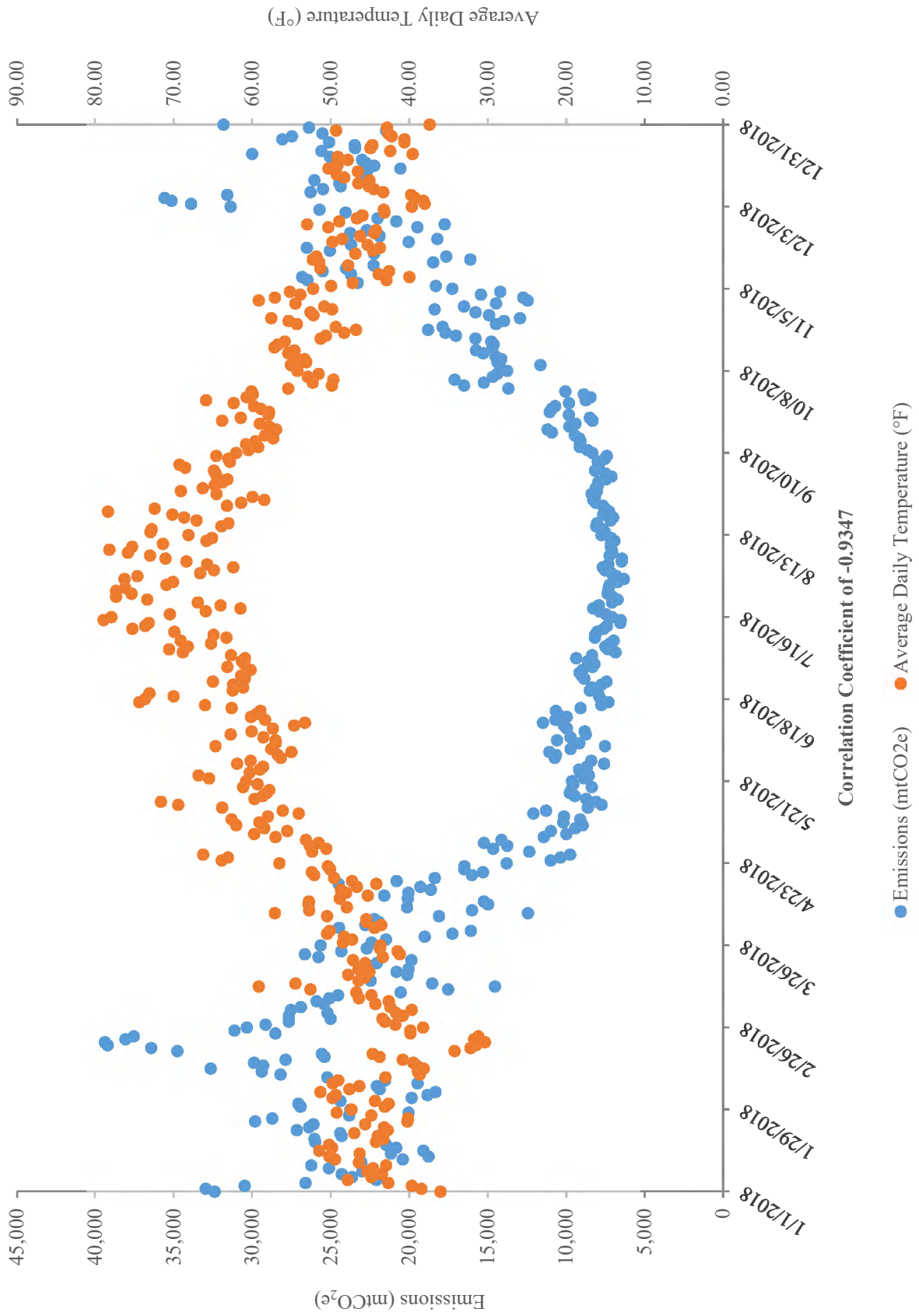
Correlation of Daily Emissions (mtCO₂e) and Average Daily Temperature (°F)
Total Customer Emissions
Calendar Year 2016



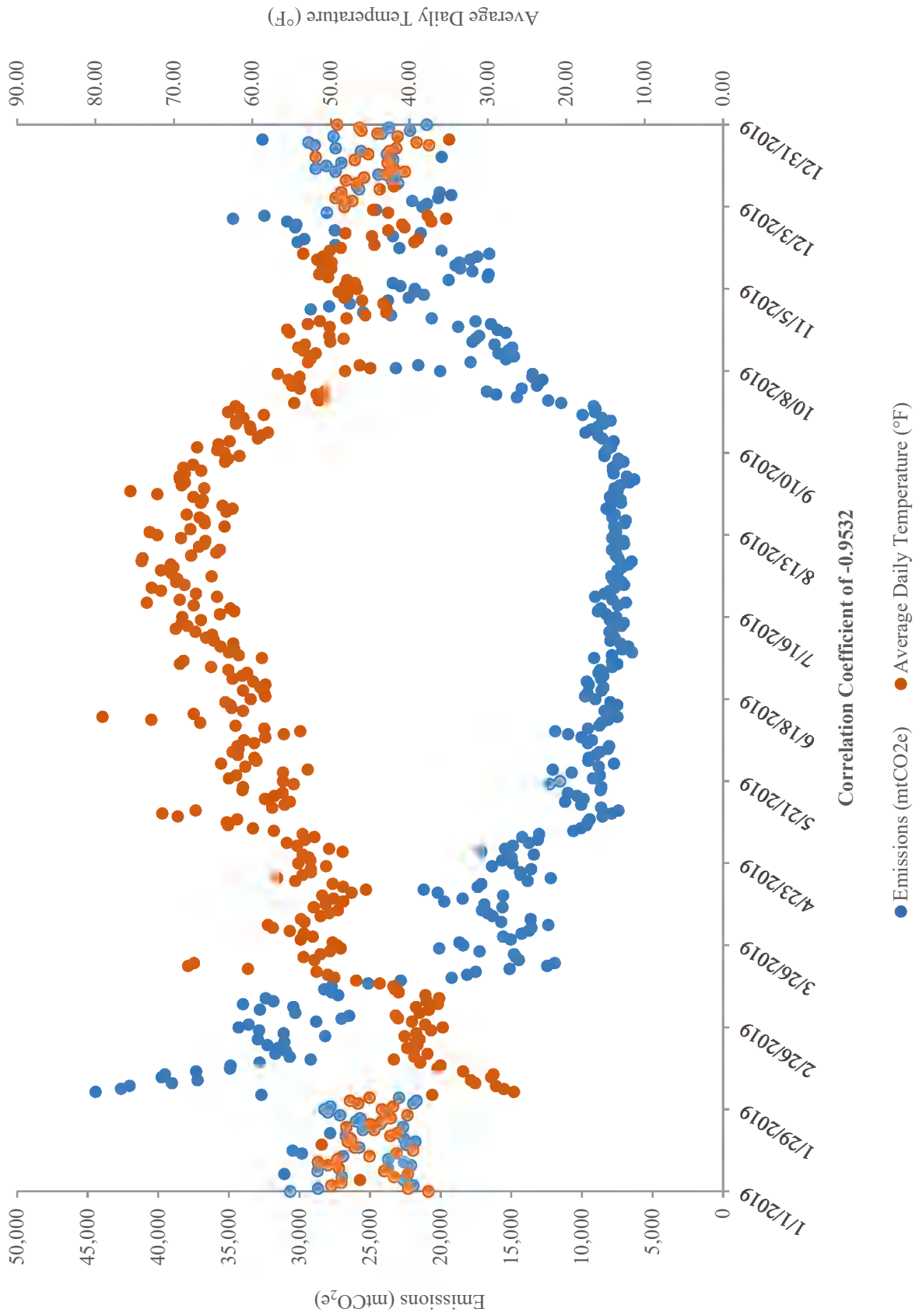
Correlation of Daily Emissions (mtCO₂e) and Average Daily Temperature (°F)
Total Customer Emissions
Calendar Year 2017



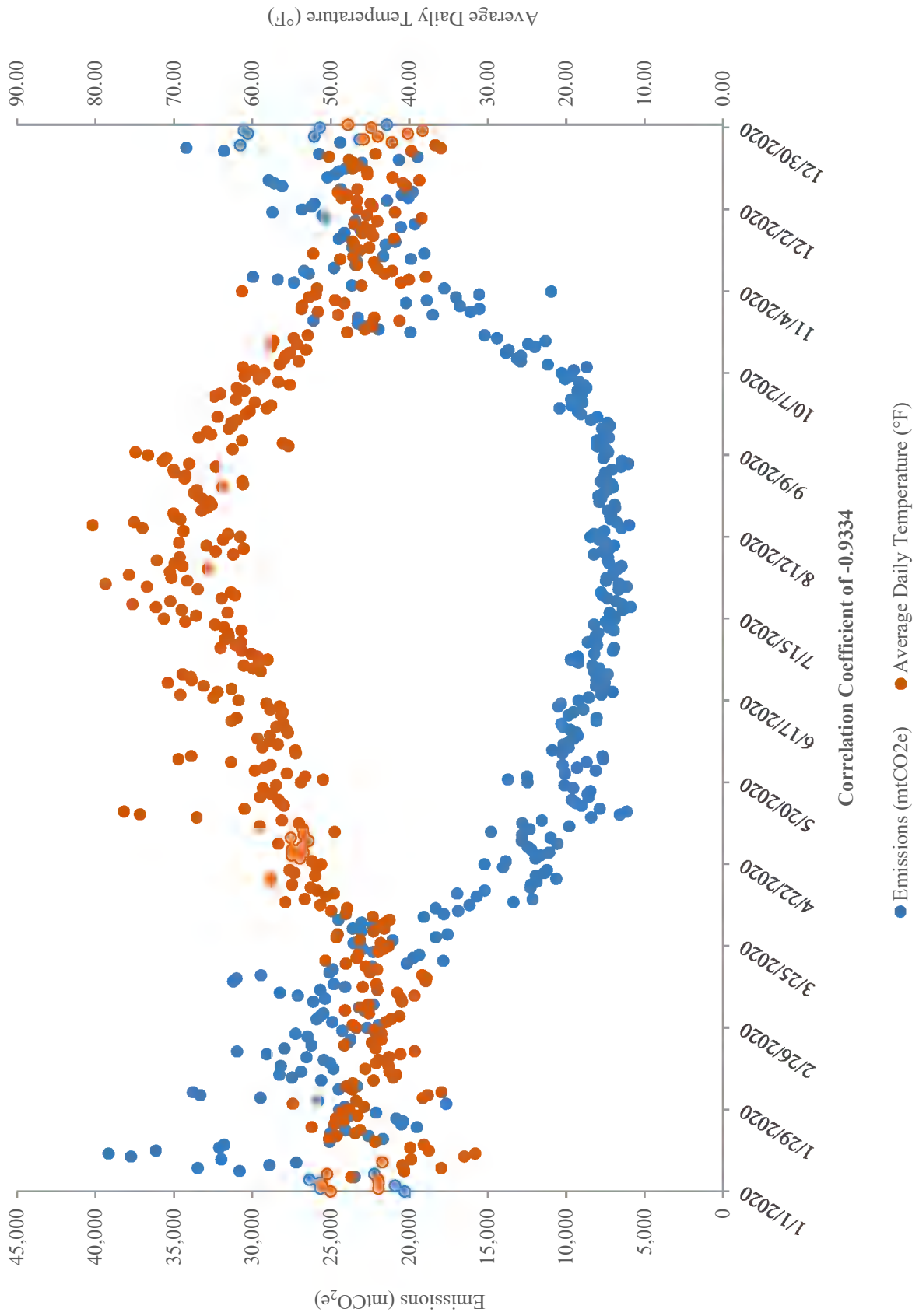
Correlation of Daily Emissions (mtCO₂e) and Average Daily Temperature (°F)
Total Customer Emissions
Calendar Year 2018



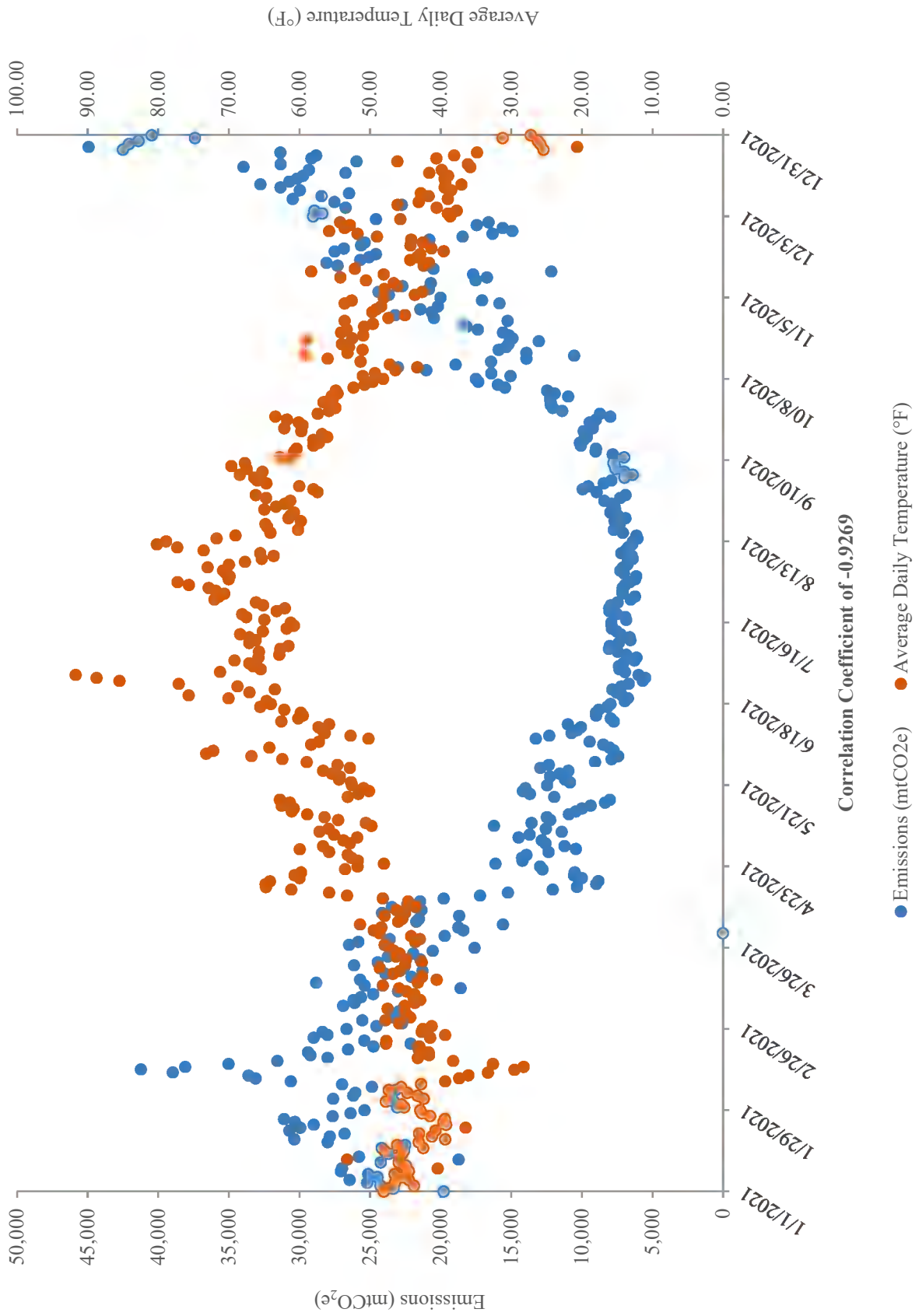
Correlation of Daily Emissions (mtCO₂e) and Average Daily Temperature (°F)
Total Customer Emissions
Calendar Year 2019



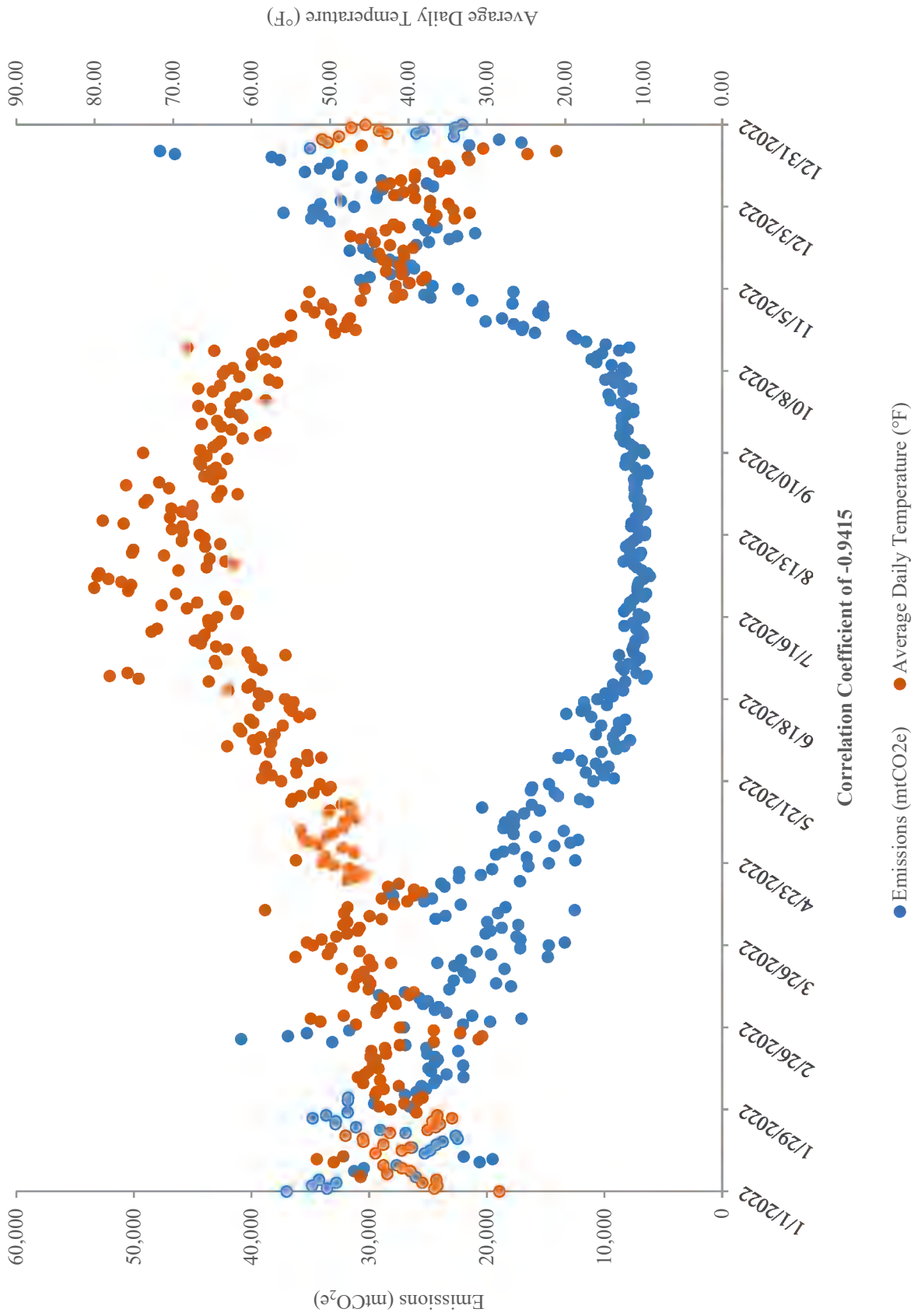
Correlation of Daily Emissions (mtCO₂e) and Average Daily Temperature (°F)
Total Customer Emissions
Calendar Year 2020



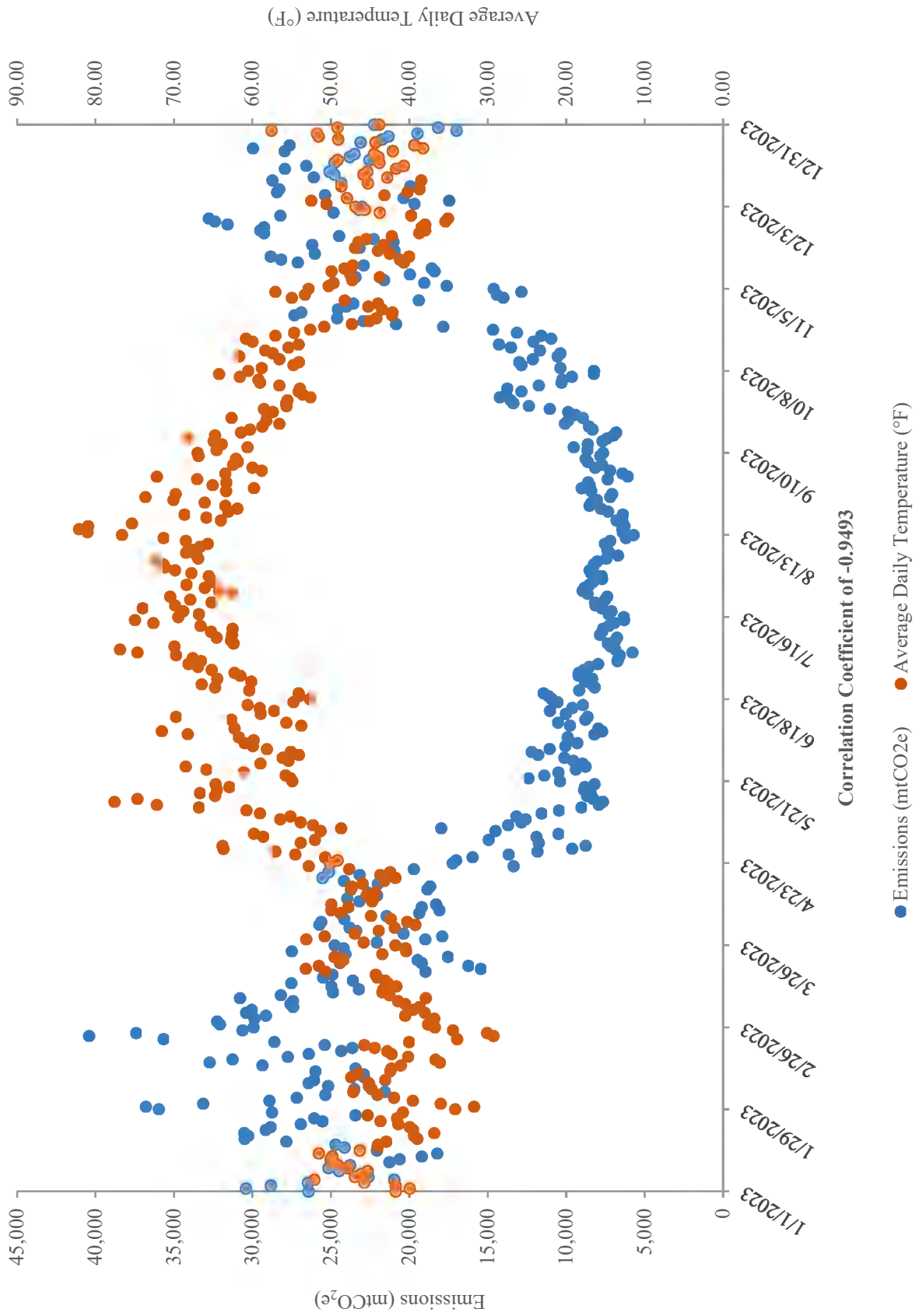
Correlation of Daily Emissions (mtCO₂e) and Average Daily Temperature (°F)
Total Customer Emissions
Calendar Year 2021



Correlation of Daily Emissions (mtCO₂e) and Average Daily Temperature (°F)
Total Customer Emissions
Calendar Year 2022



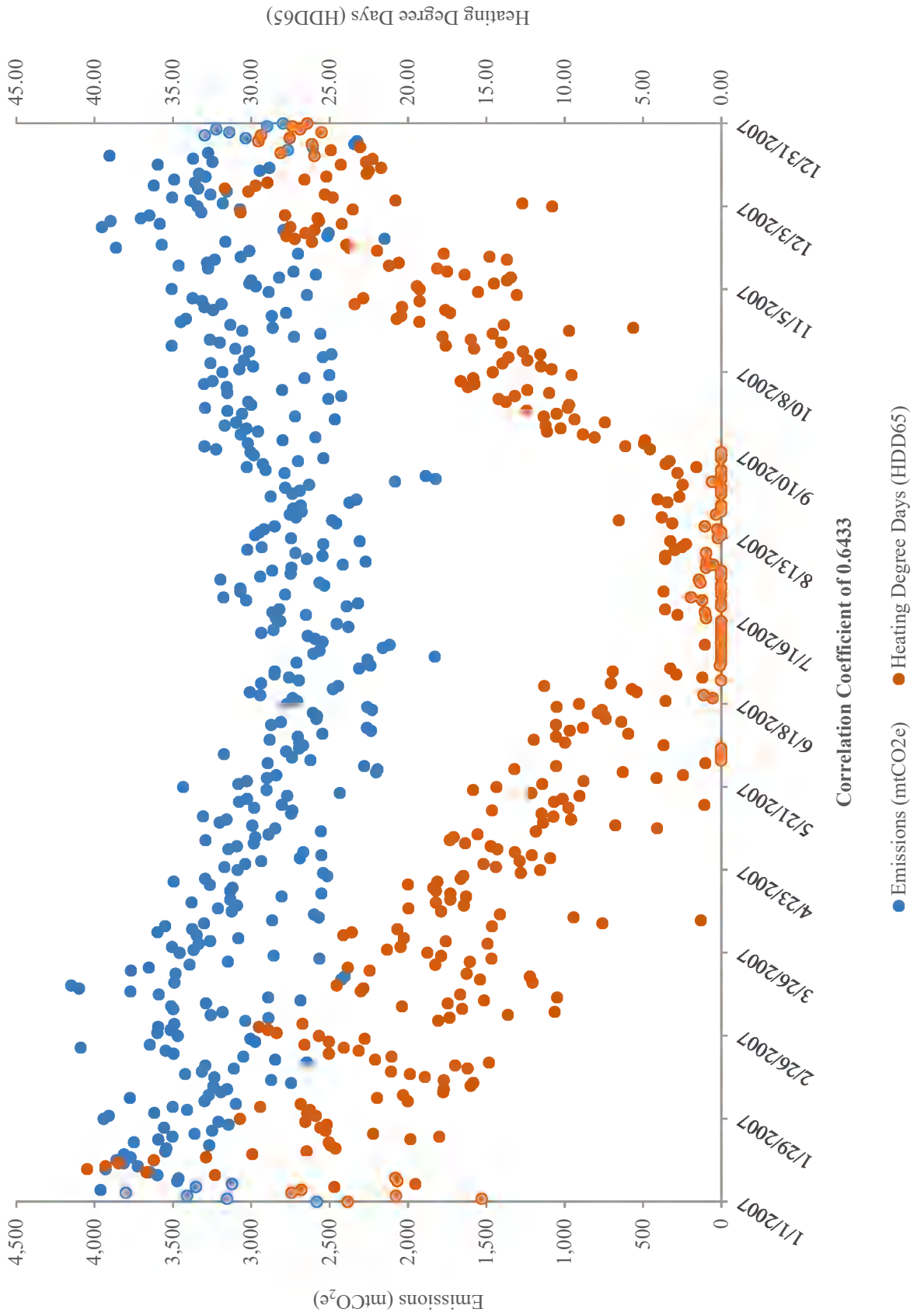
Correlation of Daily Emissions (mtCO₂e) and Average Daily Temperature (°F)
Total Customer Emissions
Calendar Year 2023



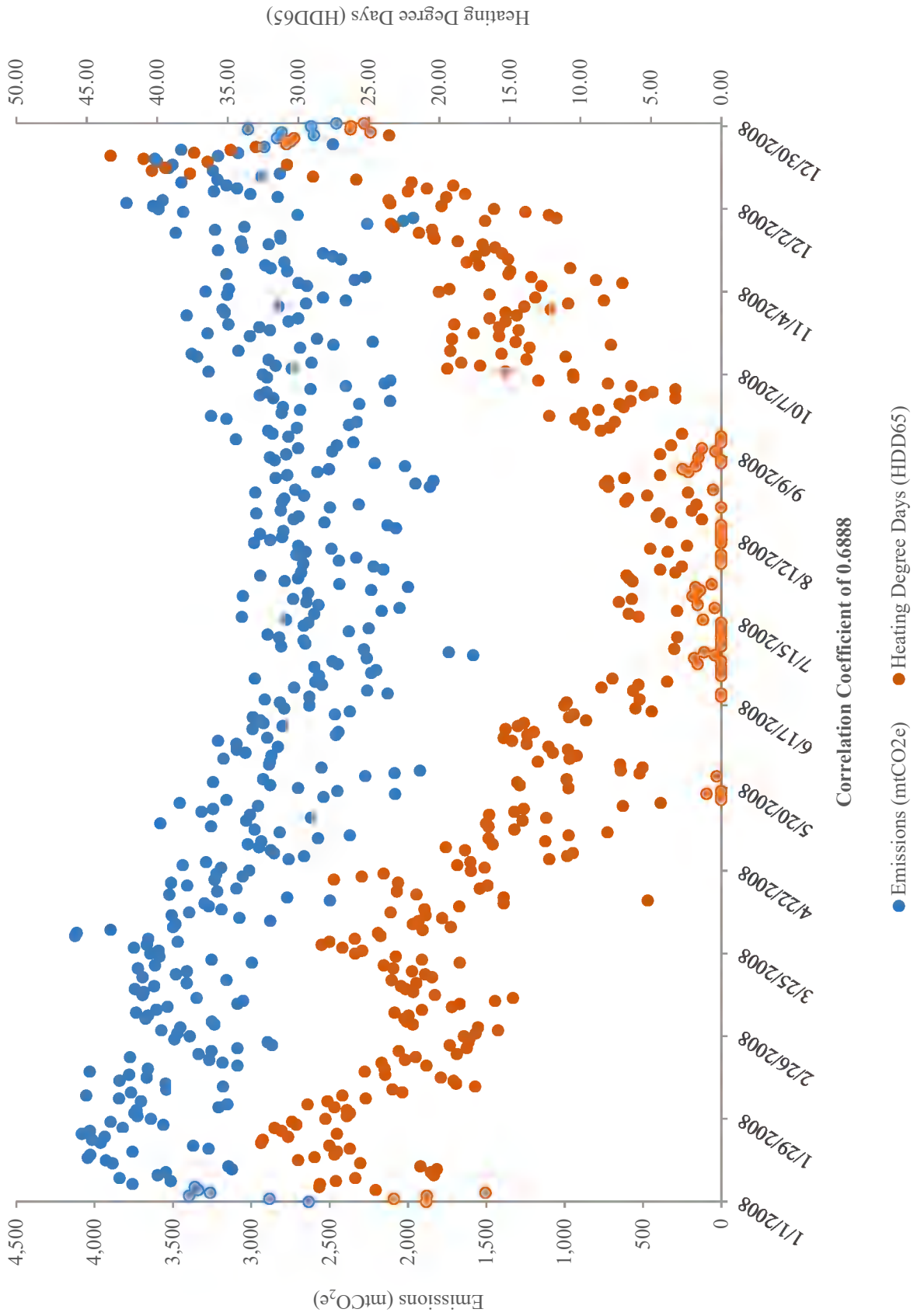
Transportation Customer Emissions

2007 - 2023

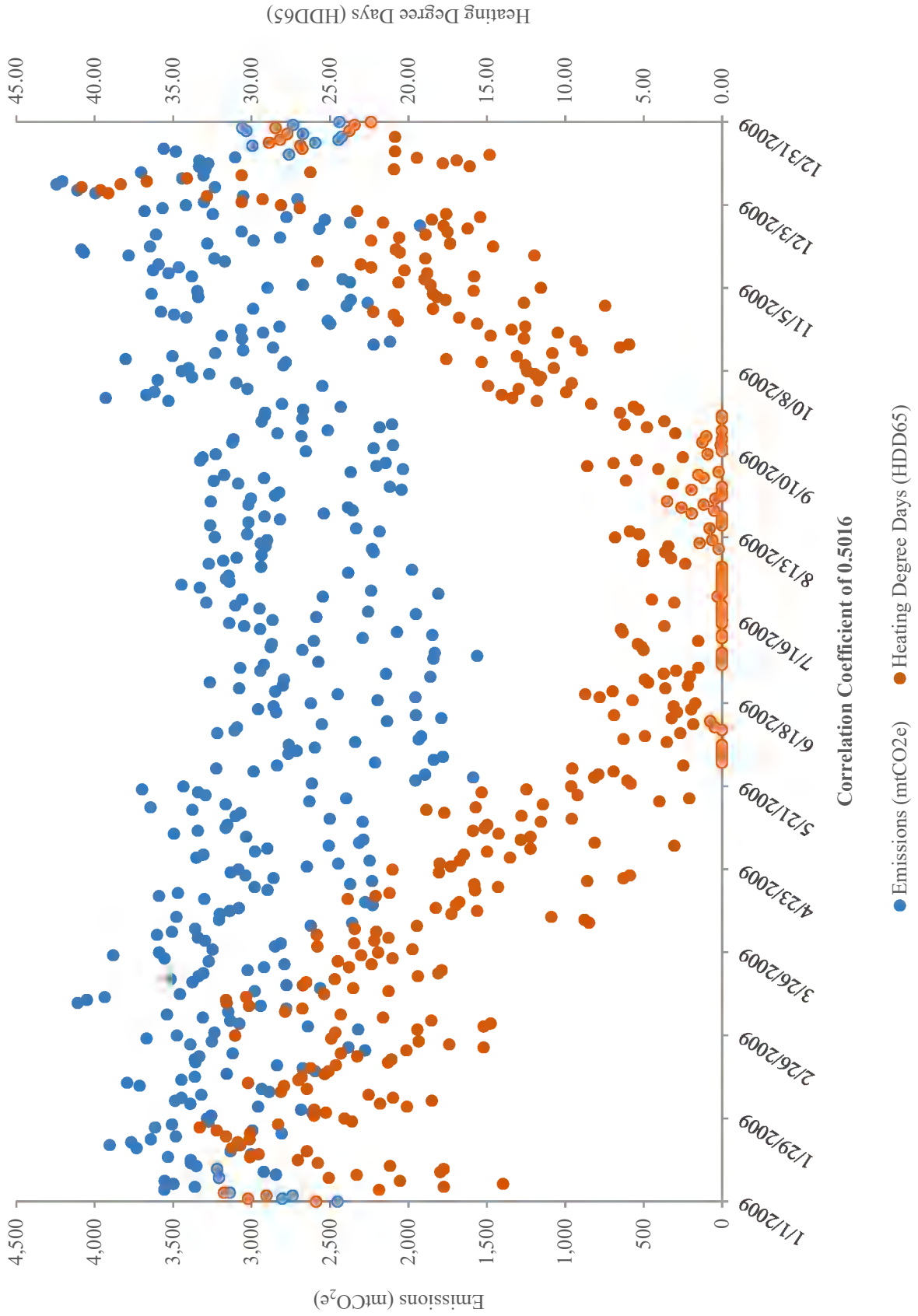
Correlation of Daily Emissions (mtCO₂e) and Heating Degree Days (HDD65)
Transportation Customer Emissions
Calendar Year 2007



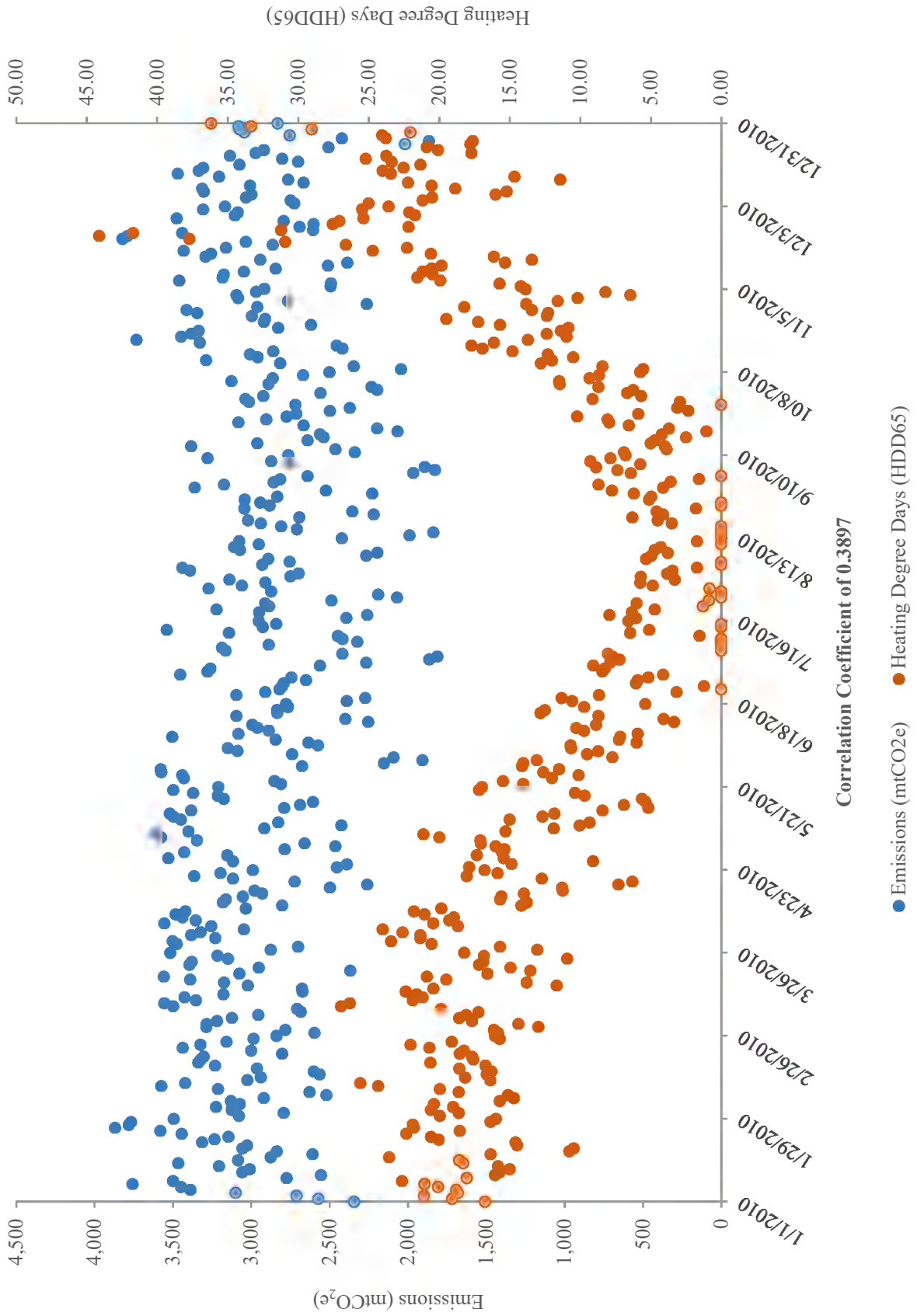
Correlation of Daily Emissions (mtCO₂e) and Heating Degree Days (HDD65)
Transportation Customer Emissions
Calendar Year 2008



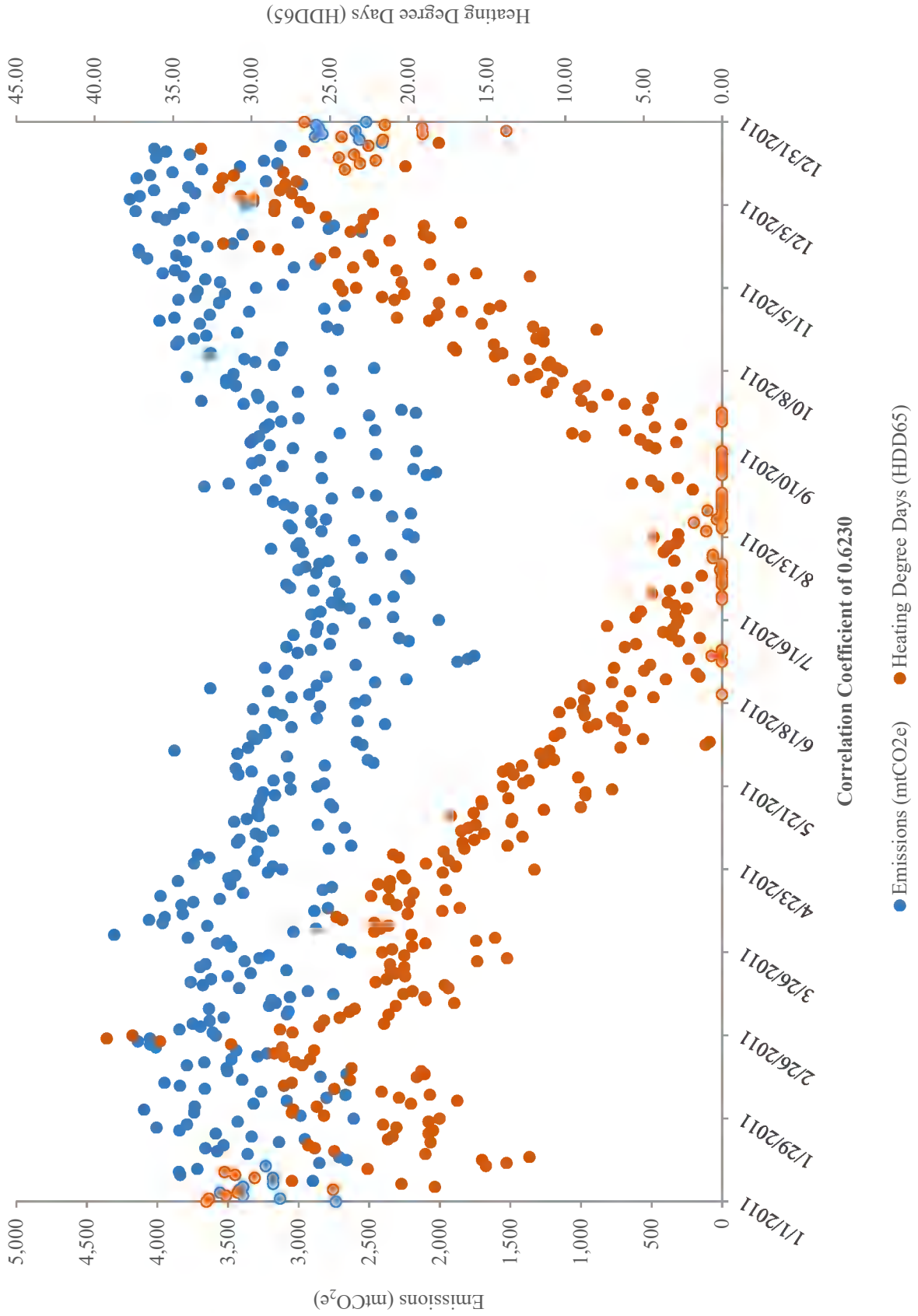
Correlation of Daily Emissions (mtCO₂e) and Heating Degree Days (HDD65)
Transportation Customer Emissions
Calendar Year 2009



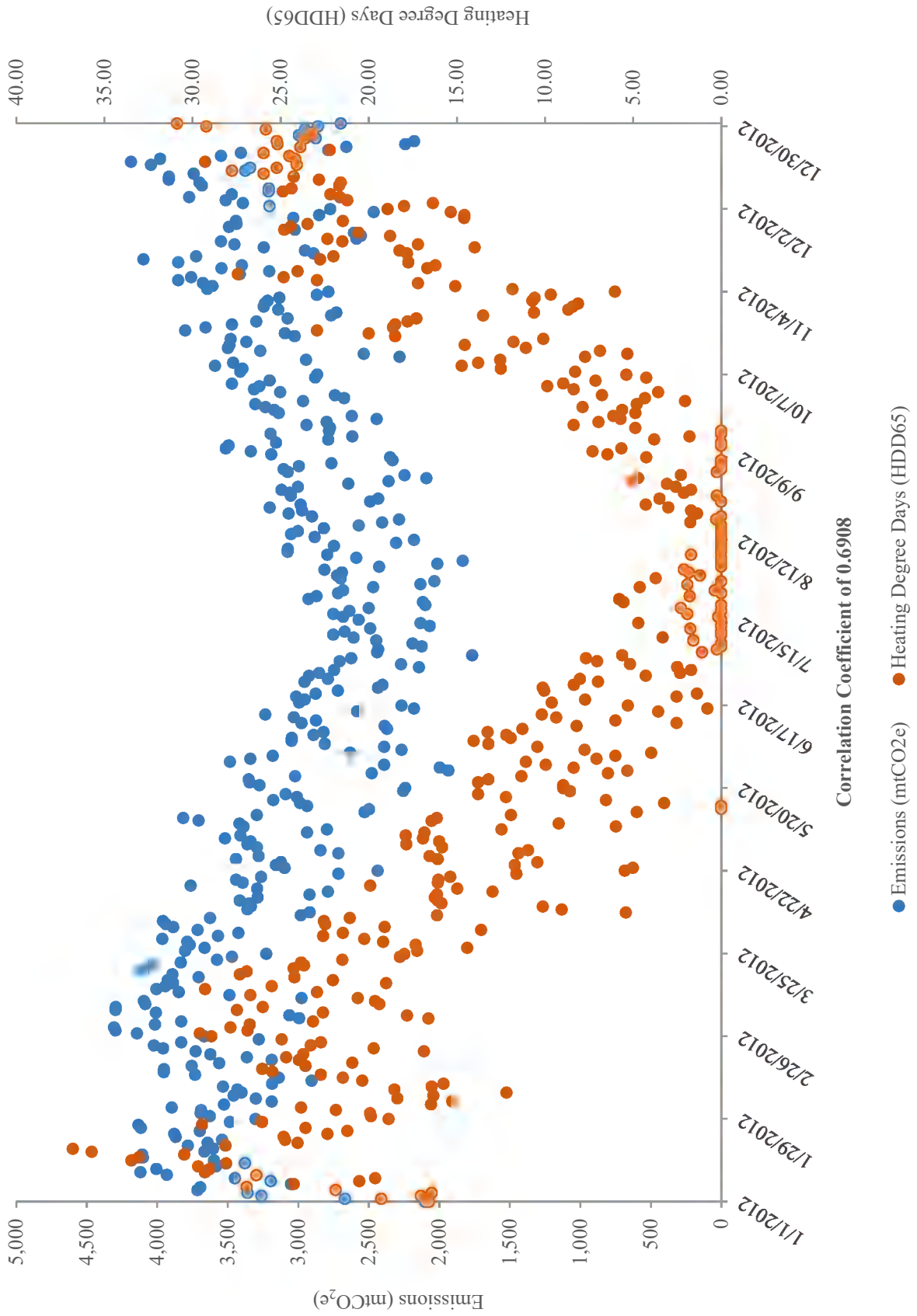
Correlation of Daily Emissions (mtCO₂e) and Heating Degree Days (HDD65)
Transportation Customer Emissions
Calendar Year 2010



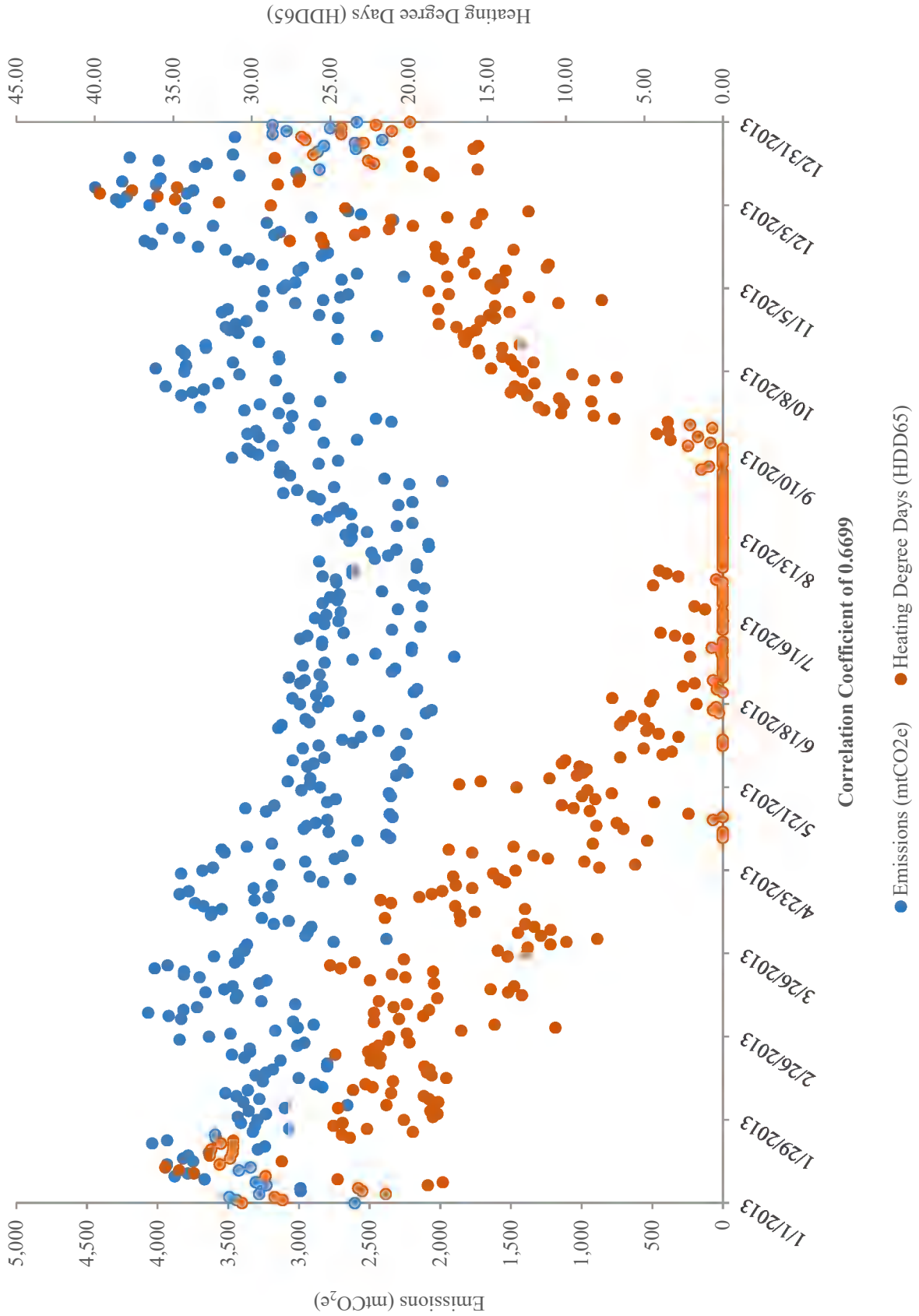
Correlation of Daily Emissions (mtCO₂e) and Heating Degree Days (HDD65)
Transportation Customer Emissions
Calendar Year 2011



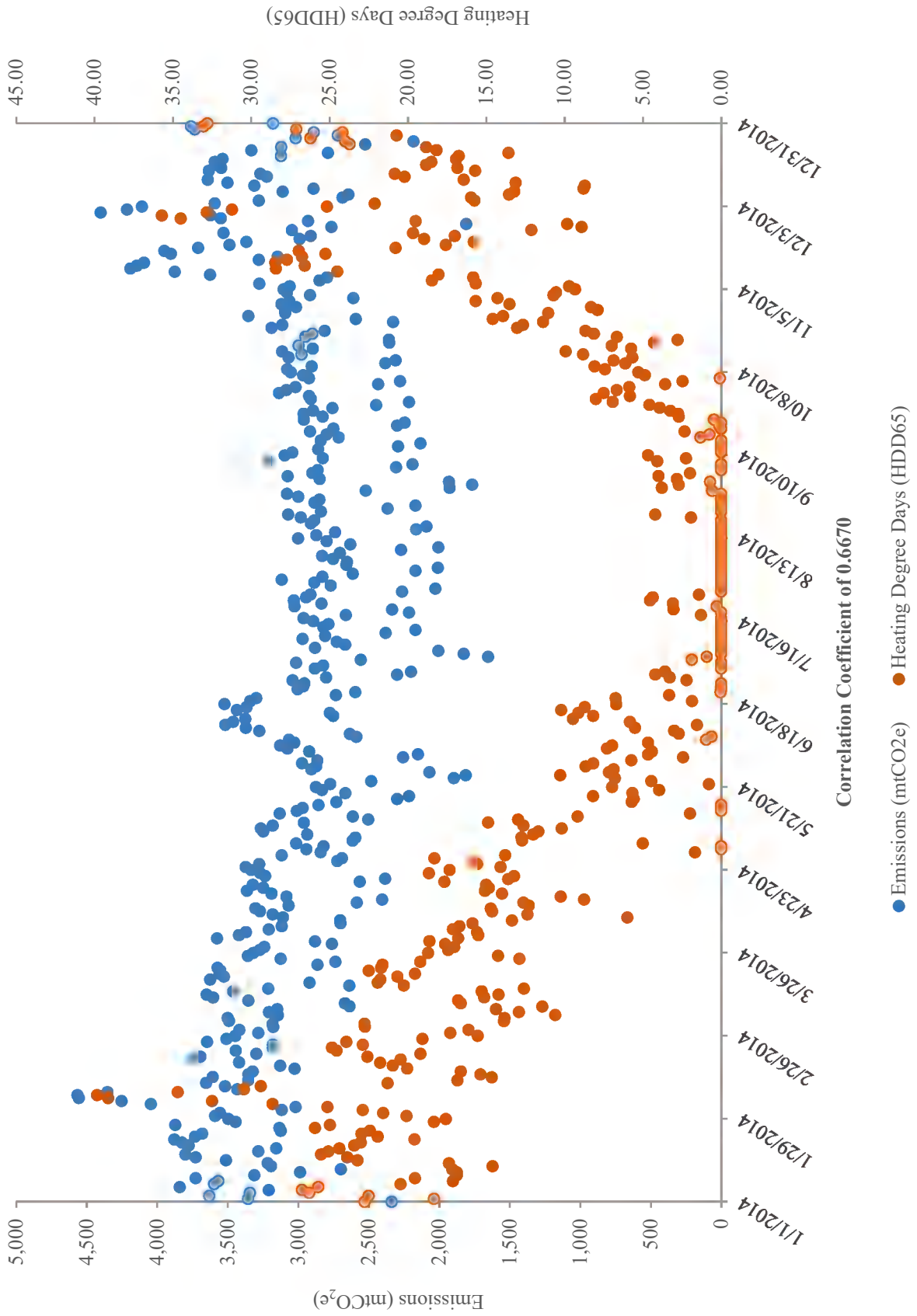
Correlation of Daily Emissions (mtCO₂e) and Heating Degree Days (HDD65)
Transportation Customer Emissions
Calendar Year 2012



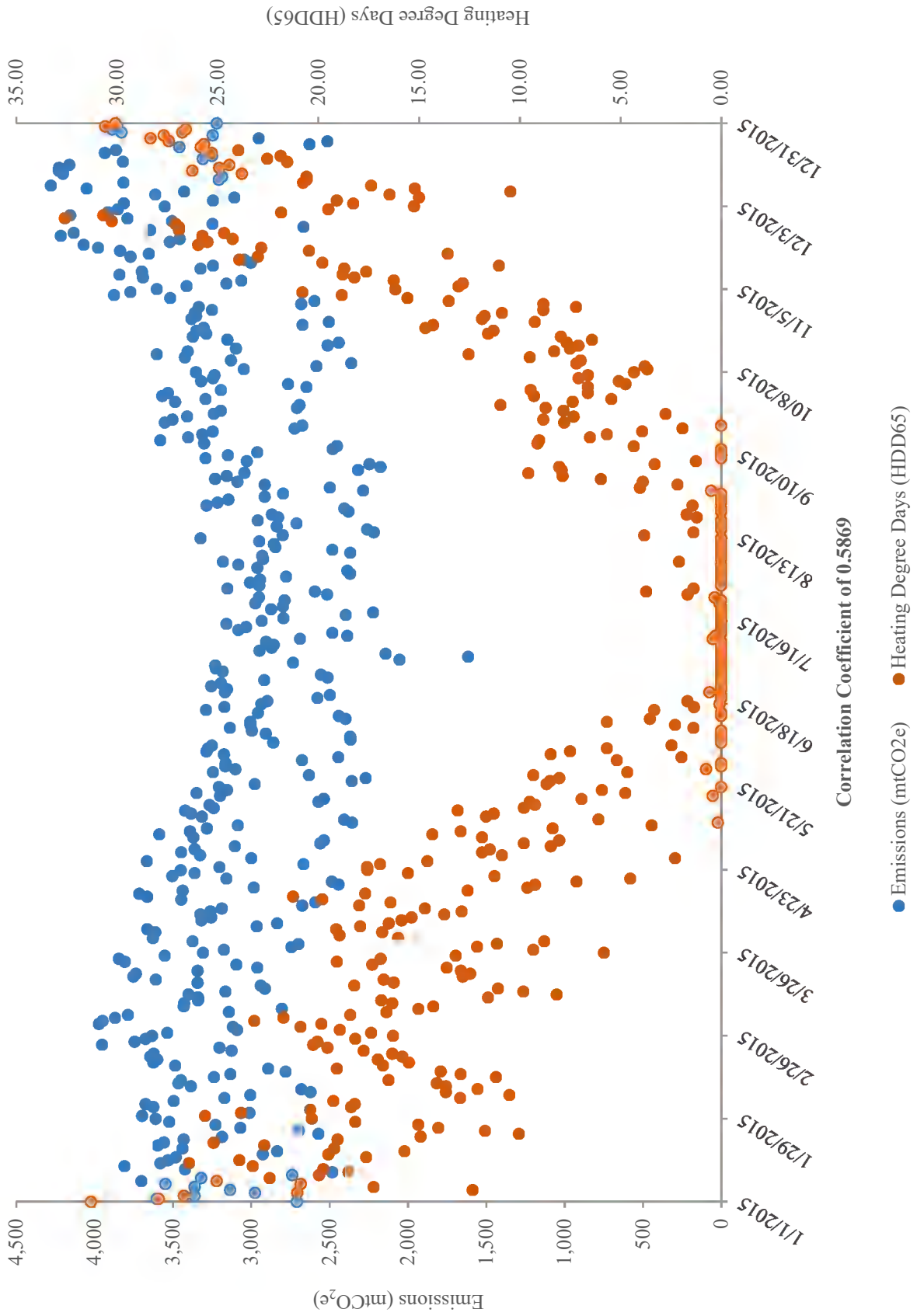
Correlation of Daily Emissions (mtCO₂e) and Heating Degree Days (HDD65)
Transportation Customer Emissions
Calendar Year 2013



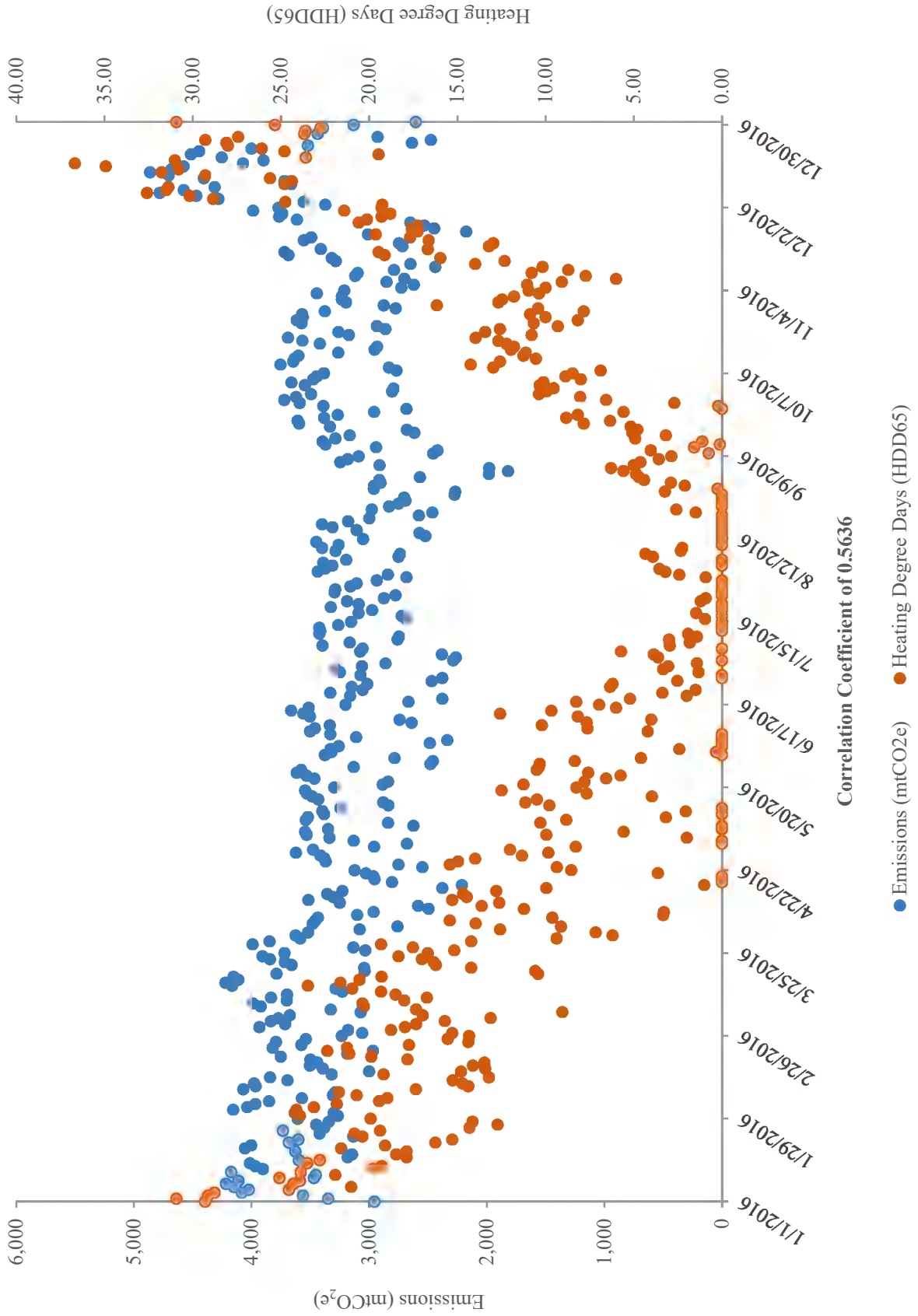
Correlation of Daily Emissions (mtCO₂e) and Heating Degree Days (HDD65)
Transportation Customer Emissions
Calendar Year 2014



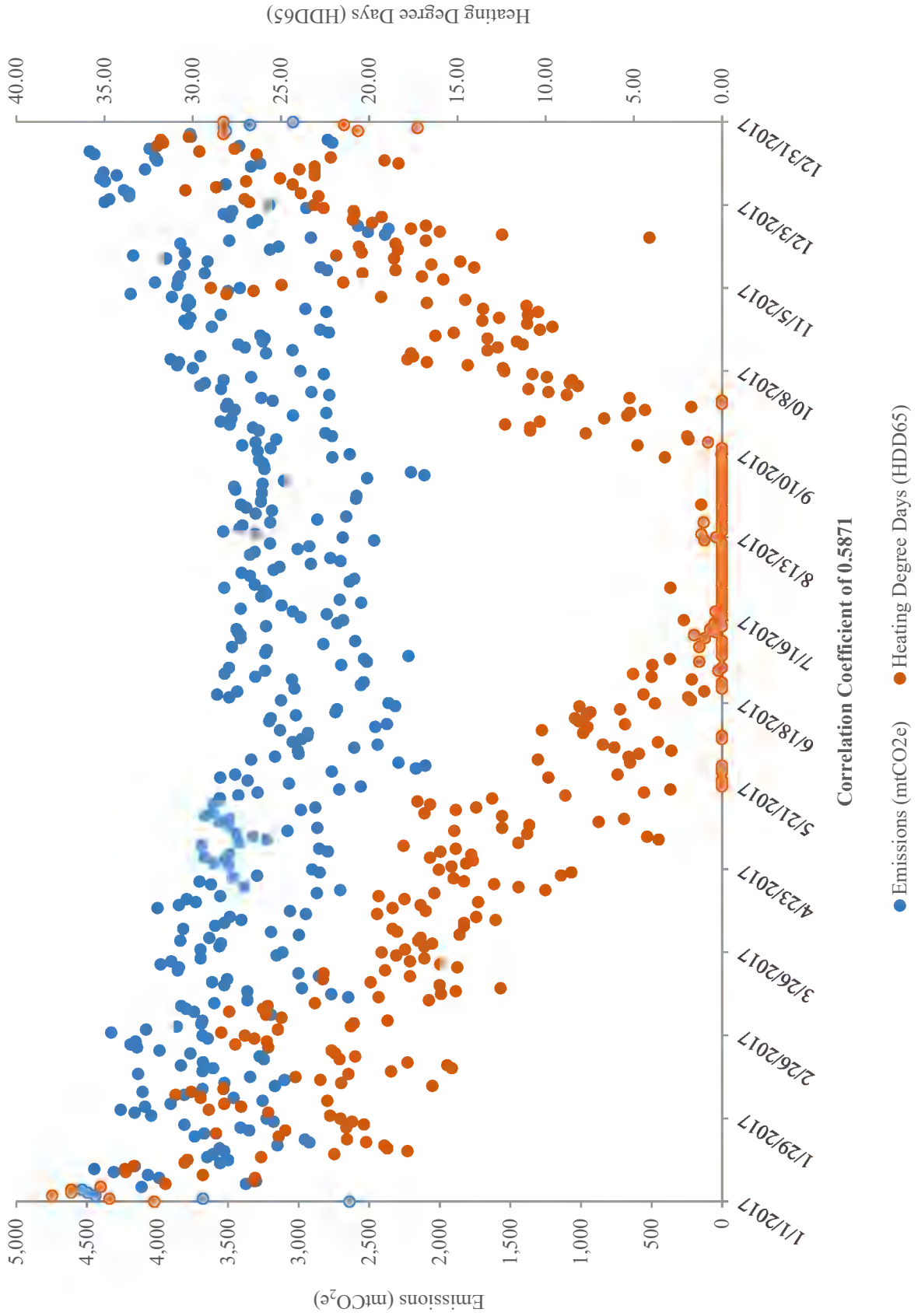
Correlation of Daily Emissions (mtCO₂e) and Heating Degree Days (HDD65)
Transportation Customer Emissions
Calendar Year 2015



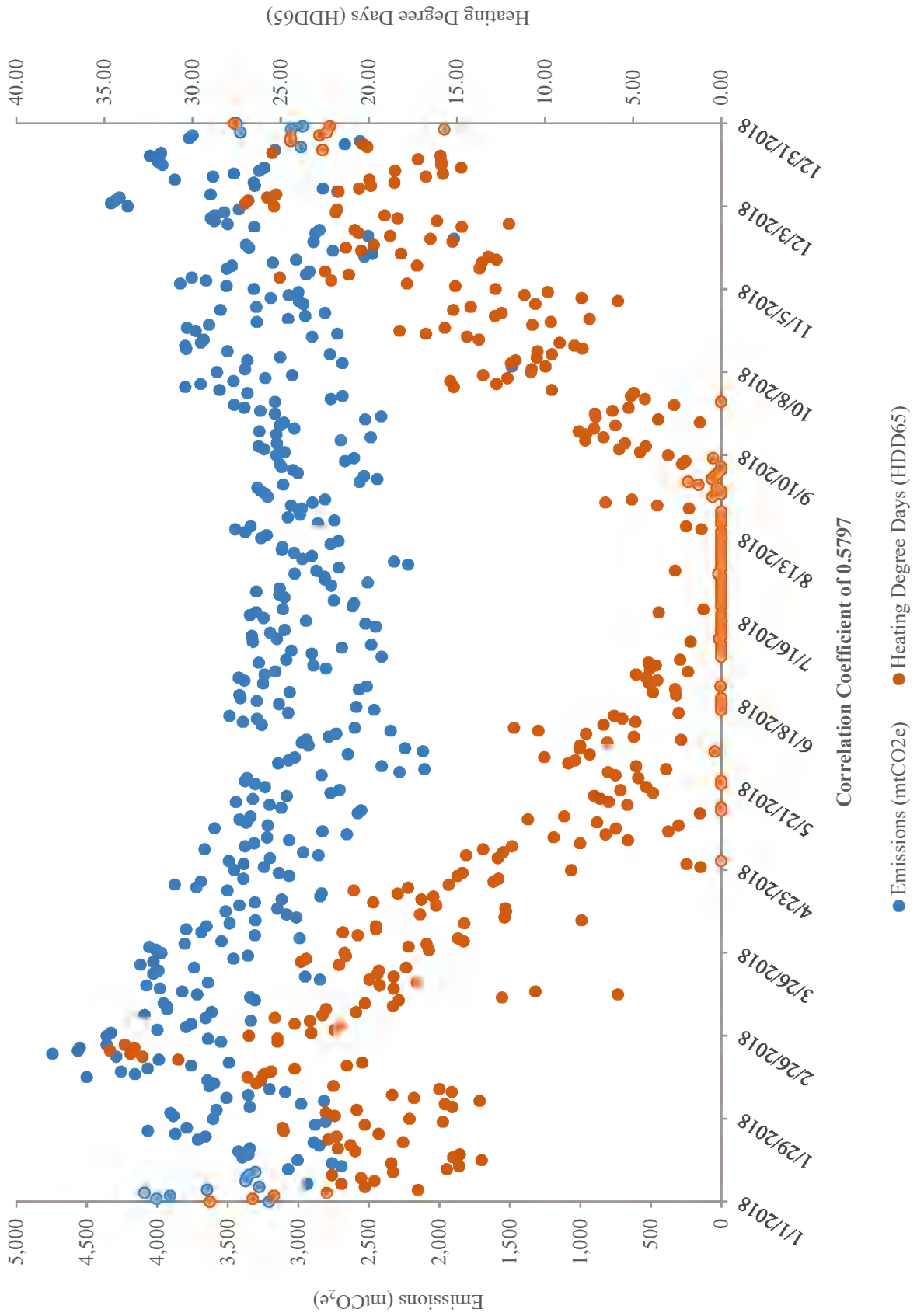
Correlation of Daily Emissions (mtCO₂e) and Heating Degree Days (HDD65)
Transportation Customer Emissions
Calendar Year 2016



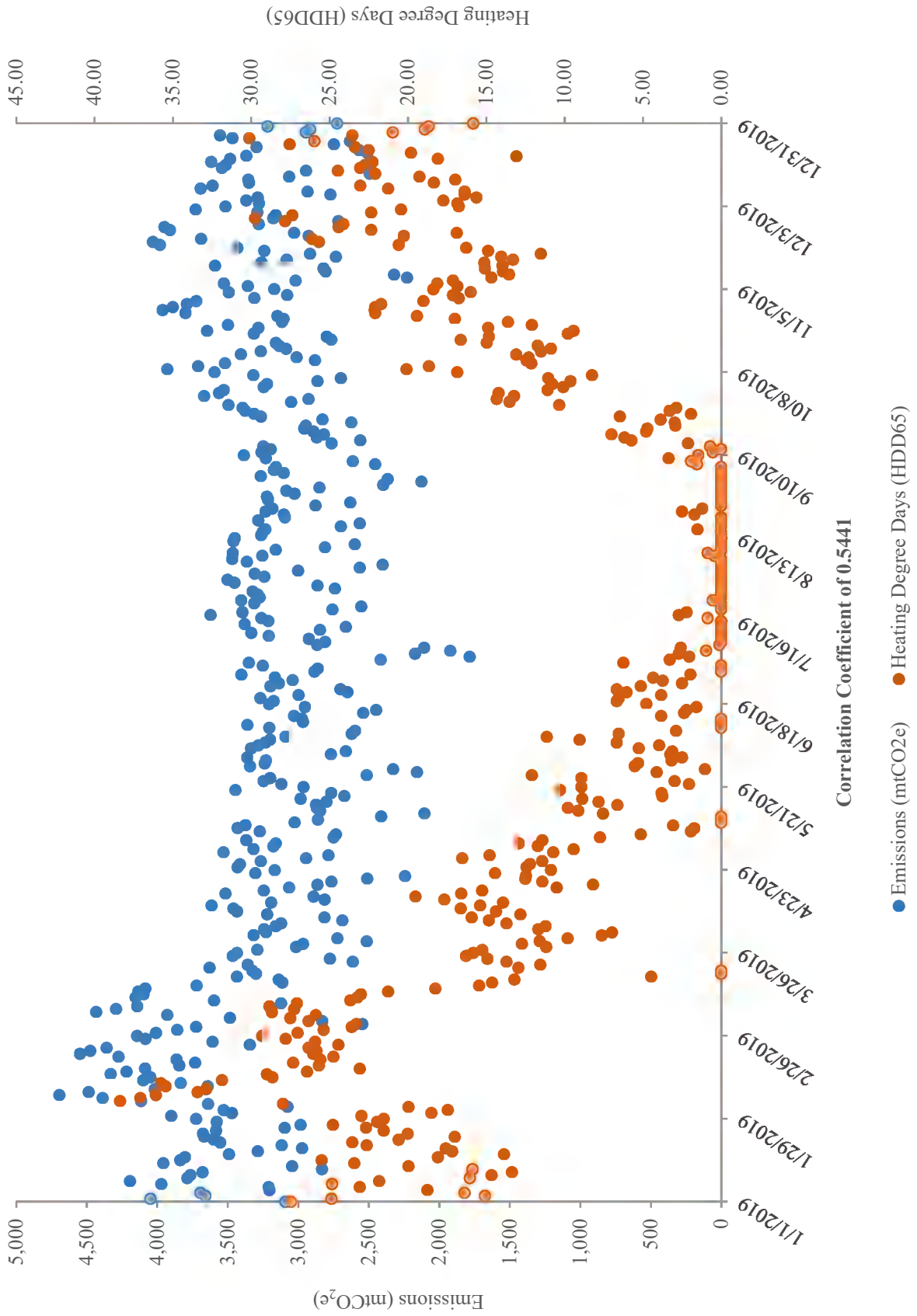
Correlation of Daily Emissions (mtCO₂e) and Heating Degree Days (HDD65)
Transportation Customer Emissions
Calendar Year 2017



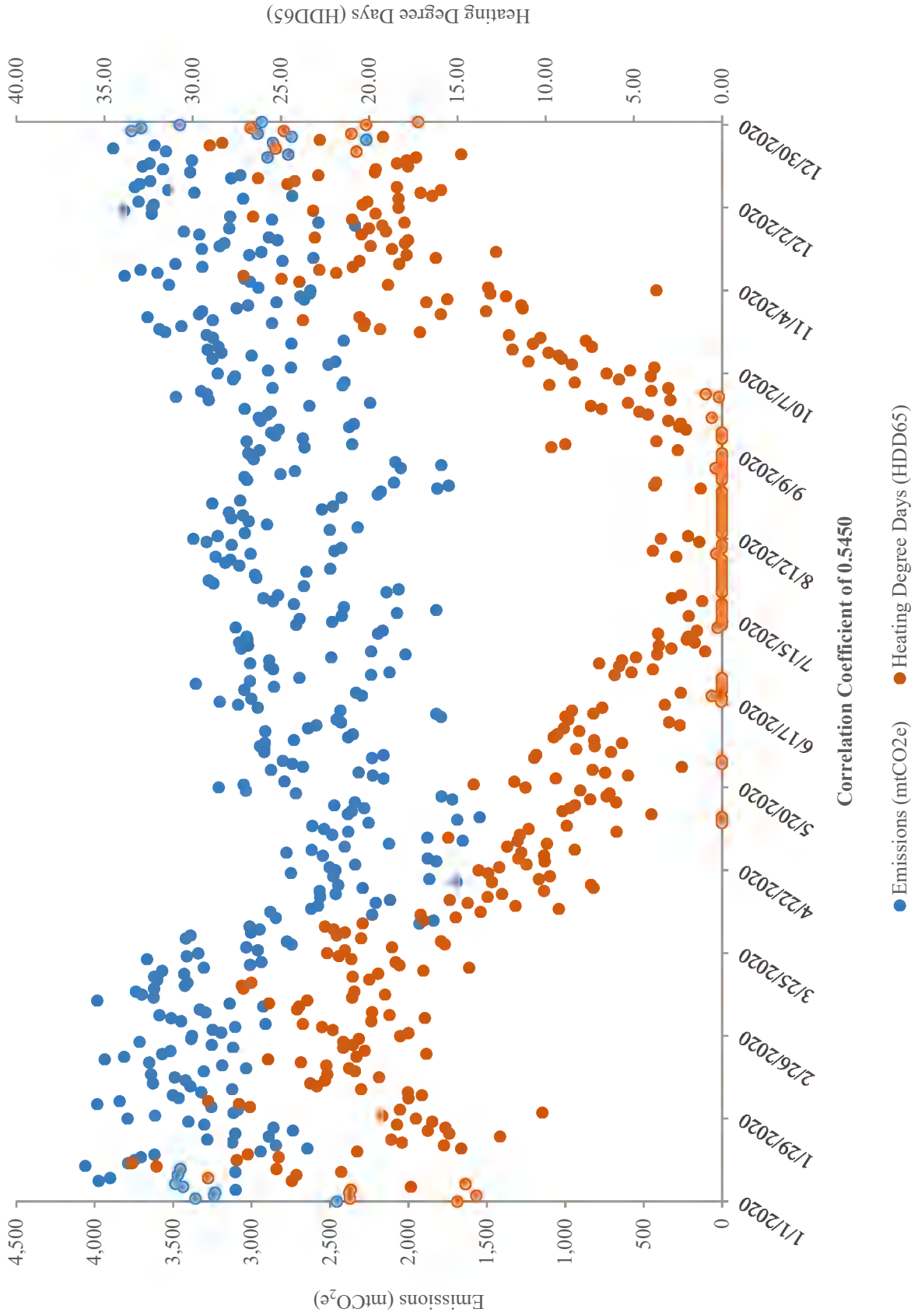
Correlation of Daily Emissions (mtCO₂e) and Heating Degree Days (HDD65)
Transportation Customer Emissions
Calendar Year 2018



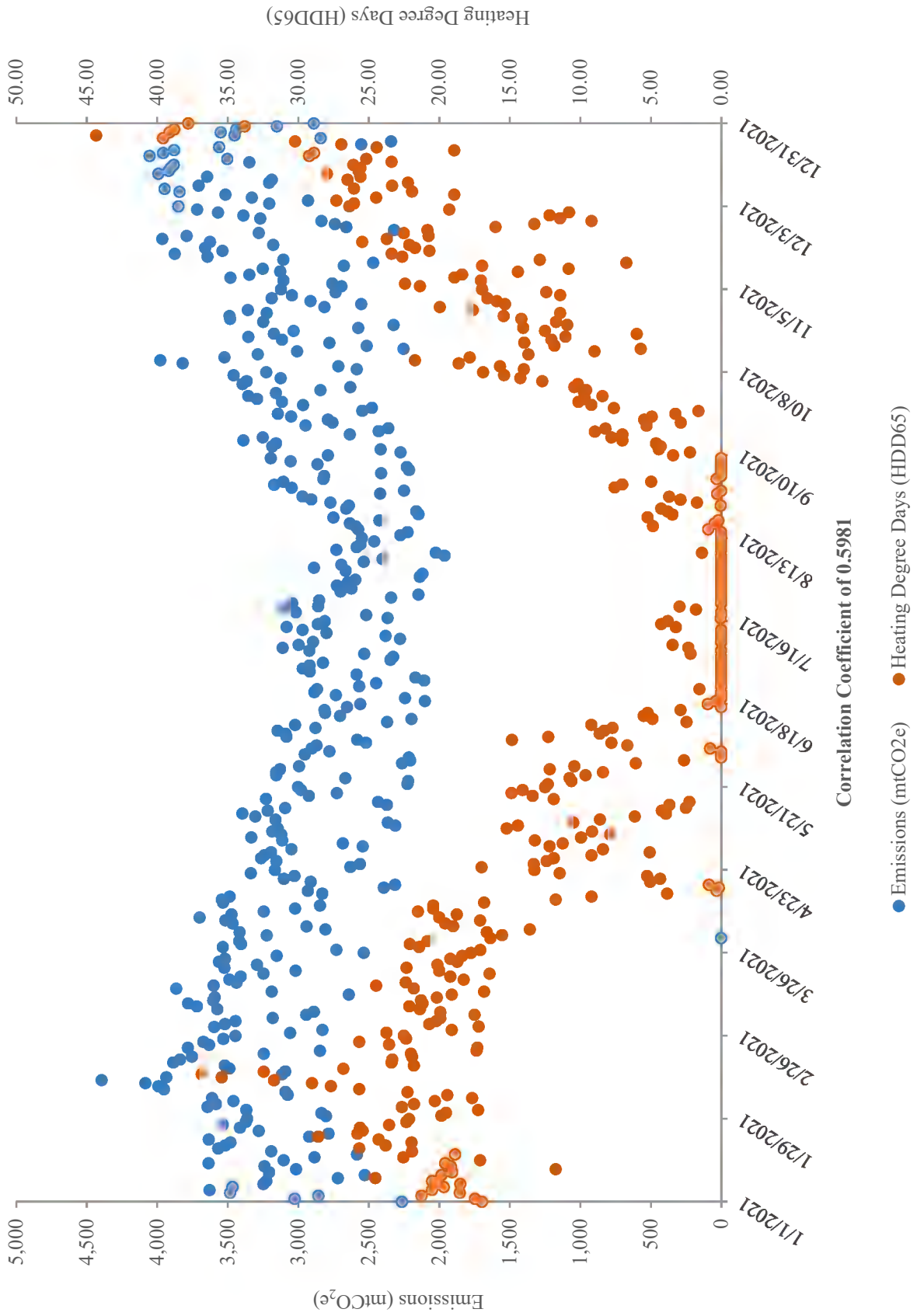
Correlation of Daily Emissions (mtCO₂e) and Heating Degree Days (HDD65)
Transportation Customer Emissions
Calendar Year 2019



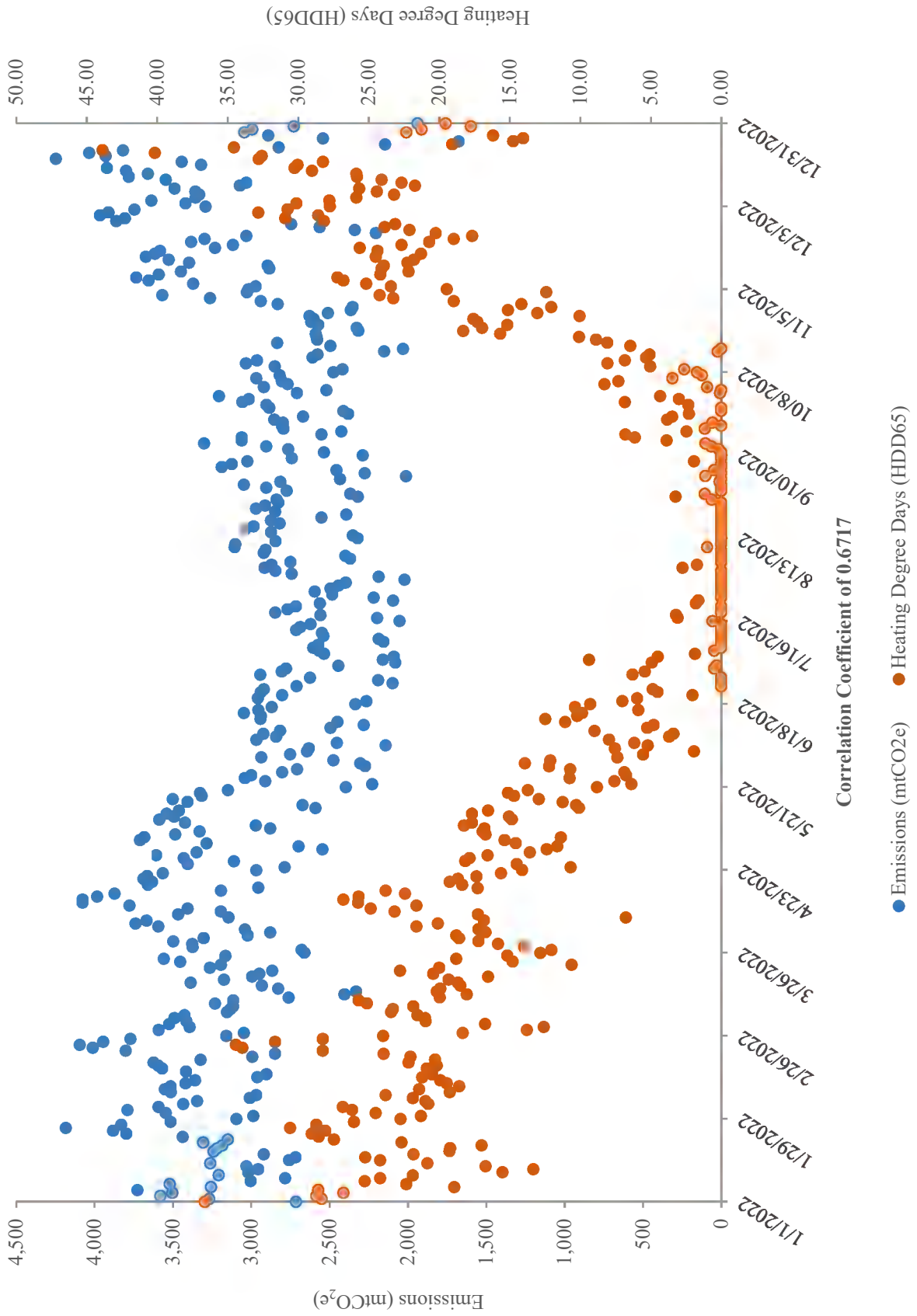
Correlation of Daily Emissions (mtCO₂e) and Heating Degree Days (HDD65)
Transportation Customer Emissions
Calendar Year 2020



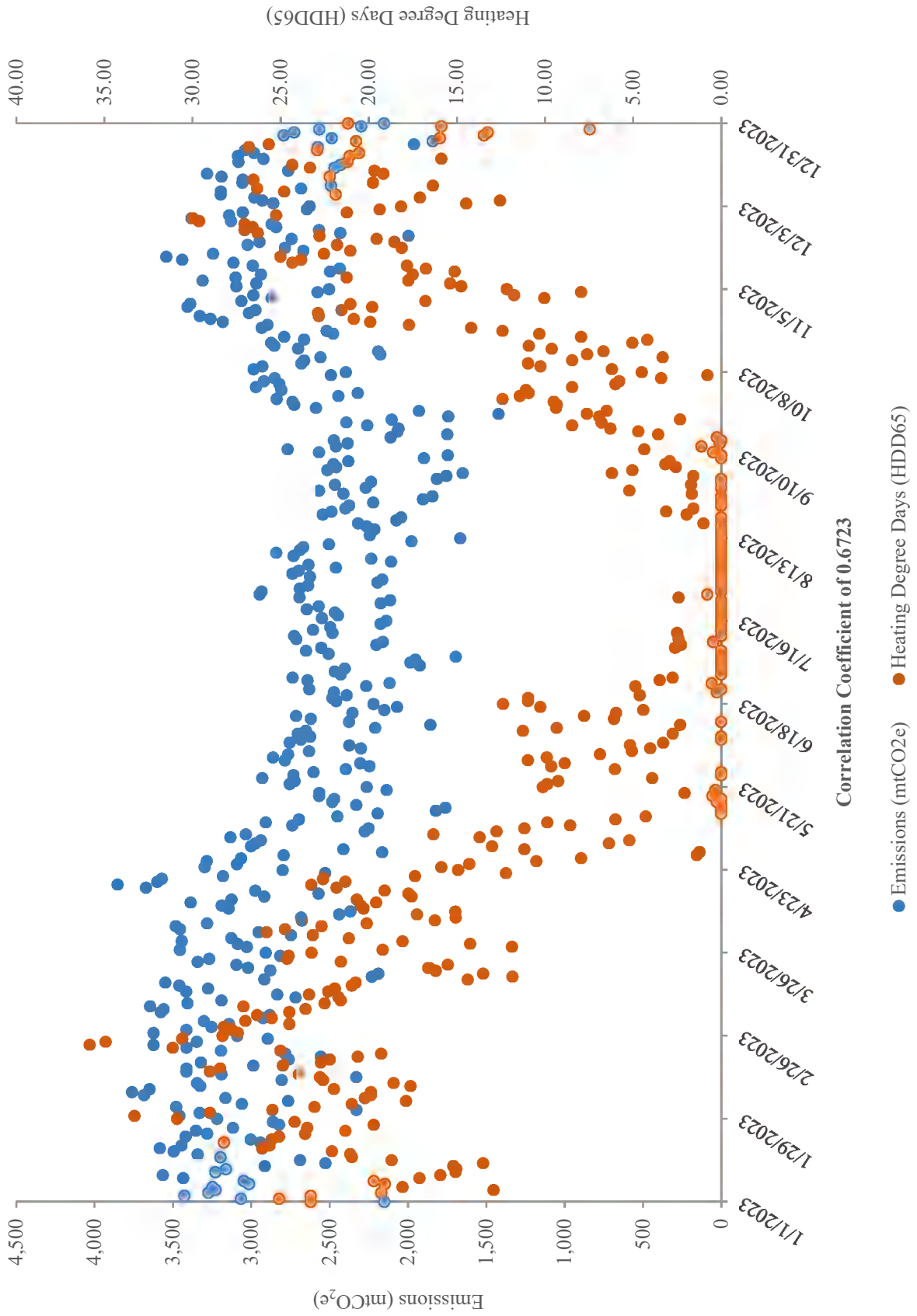
Correlation of Daily Emissions (mtCO₂e) and Heating Degree Days (HDD65)
Transportation Customer Emissions
Calendar Year 2021



Correlation of Daily Emissions (mtCO₂e) and Heating Degree Days (HDD65)
Transportation Customer Emissions
Calendar Year 2022



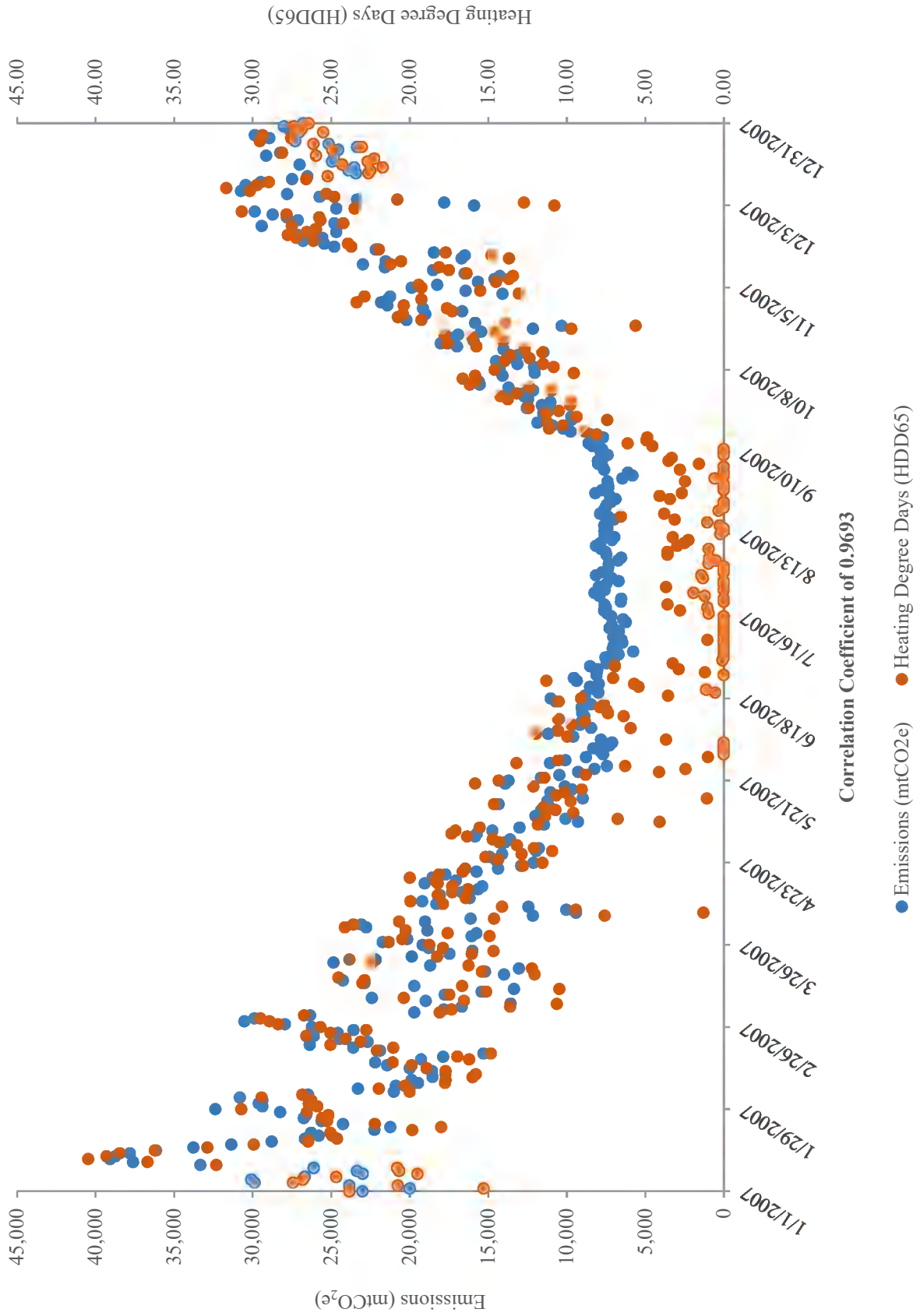
Correlation of Daily Emissions (mtCO₂e) and Heating Degree Days (HDD65)
Transportation Customer Emissions
Calendar Year 2023



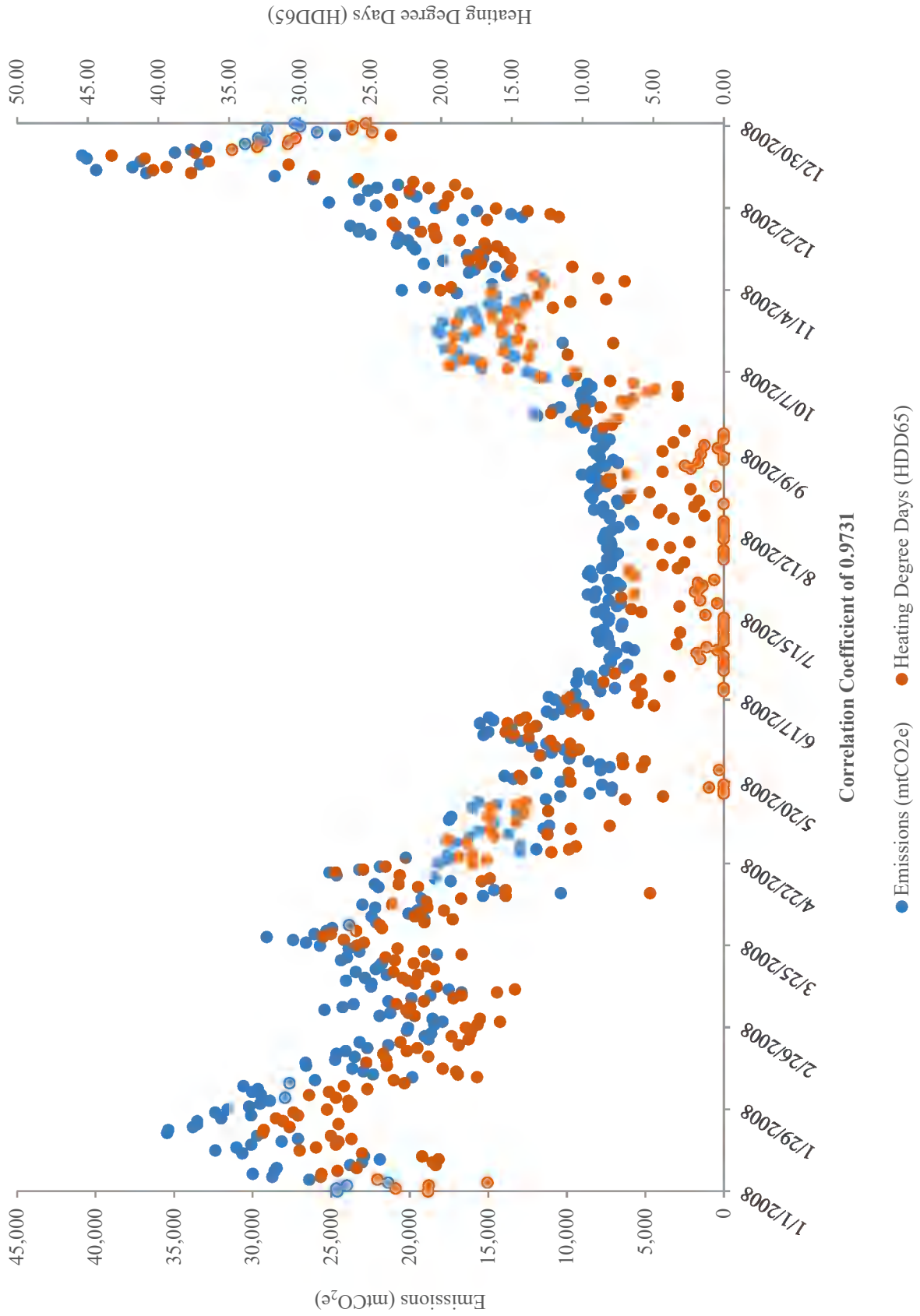
Total Customer Emissions

2007 - 2023

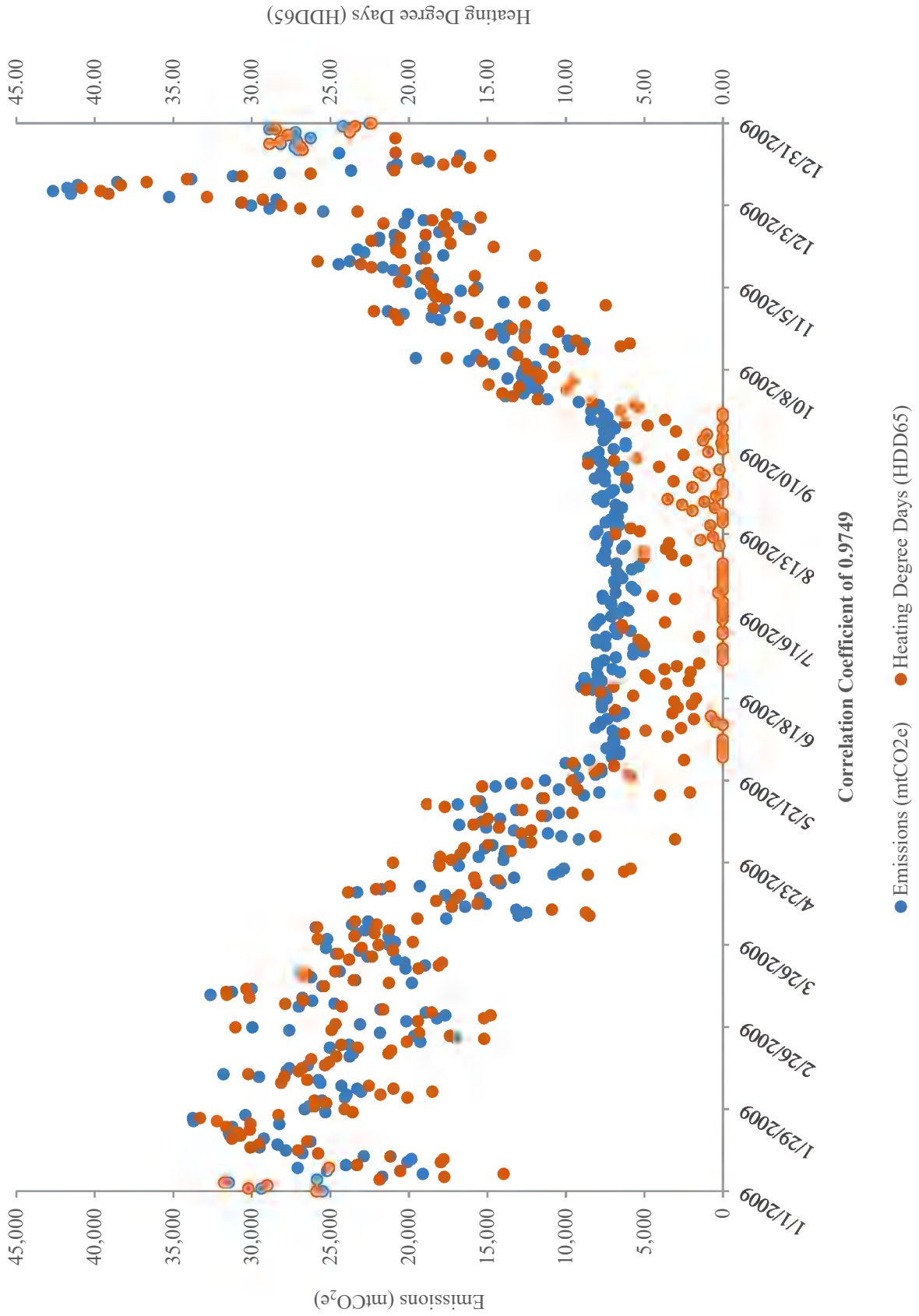
Correlation of Daily Emissions (mtCO₂e) and Heating Degree Days (HDD65)
Total Customer Emissions
Calendar Year 2007



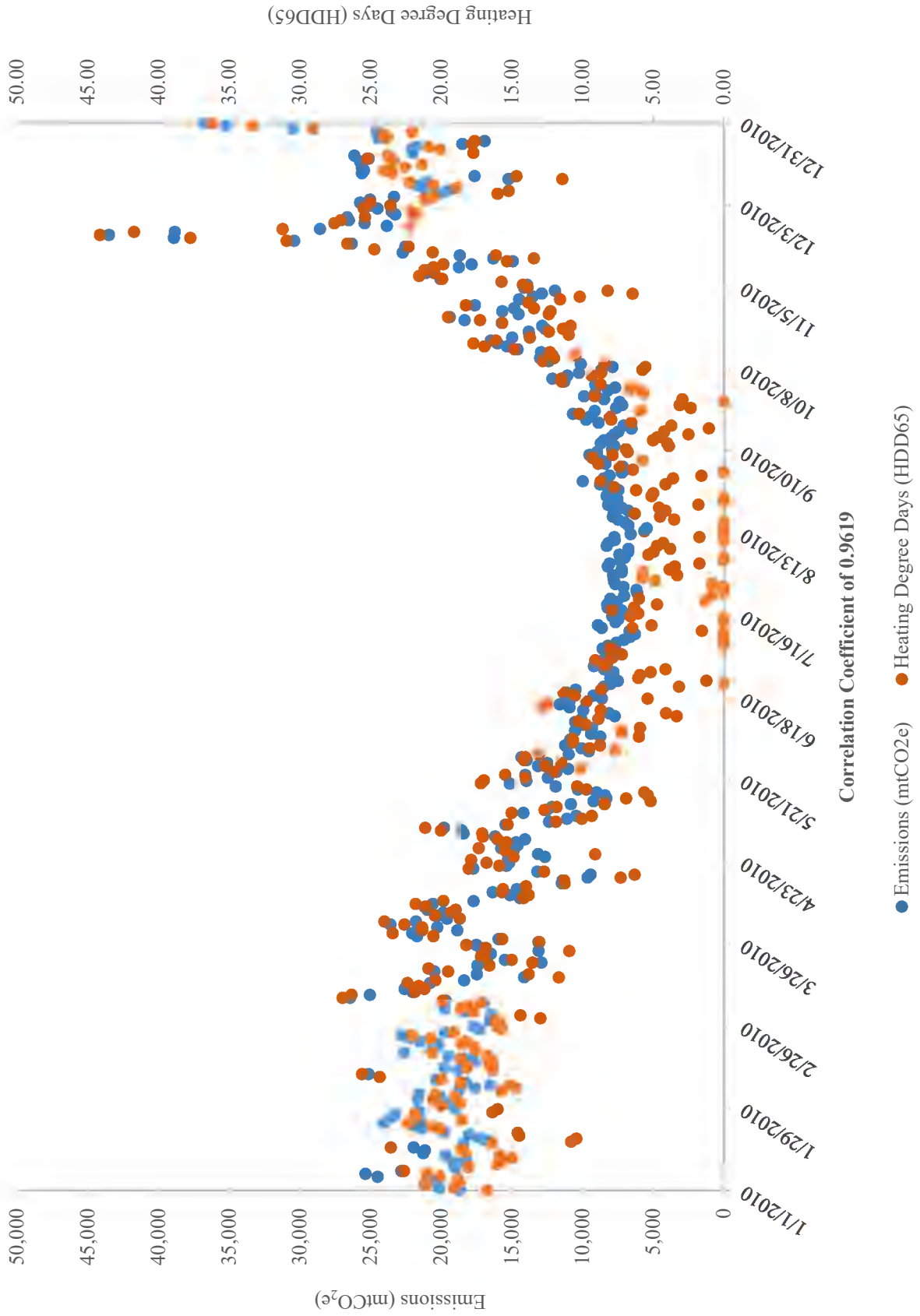
Correlation of Daily Emissions (mtCO₂e) and Heating Degree Days (HDD65)
Total Customer Emissions
Calendar Year 2008



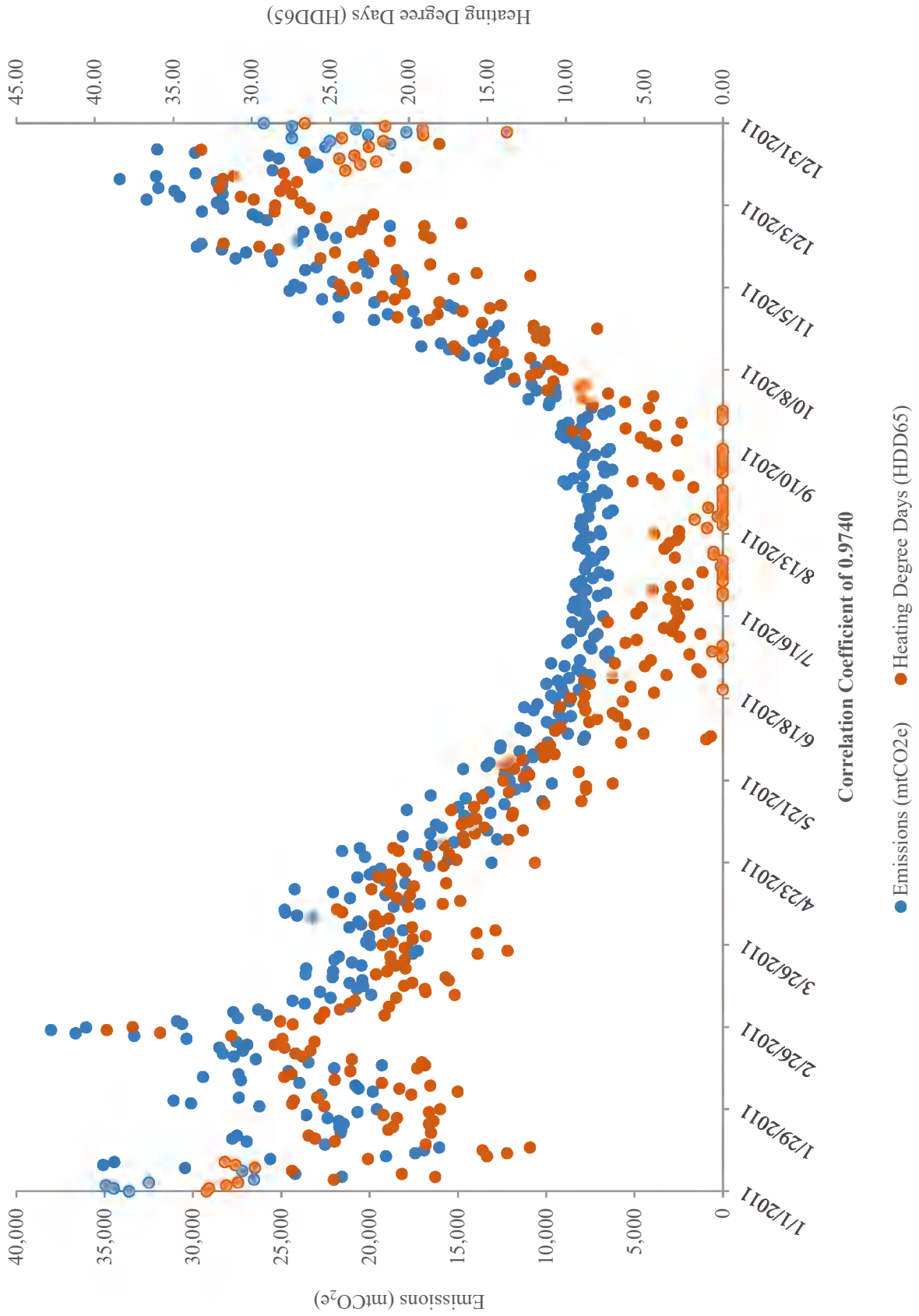
Correlation of Daily Emissions (mtCO₂e) and Heating Degree Days (HDD65)
Total Customer Emissions
Calendar Year 2009



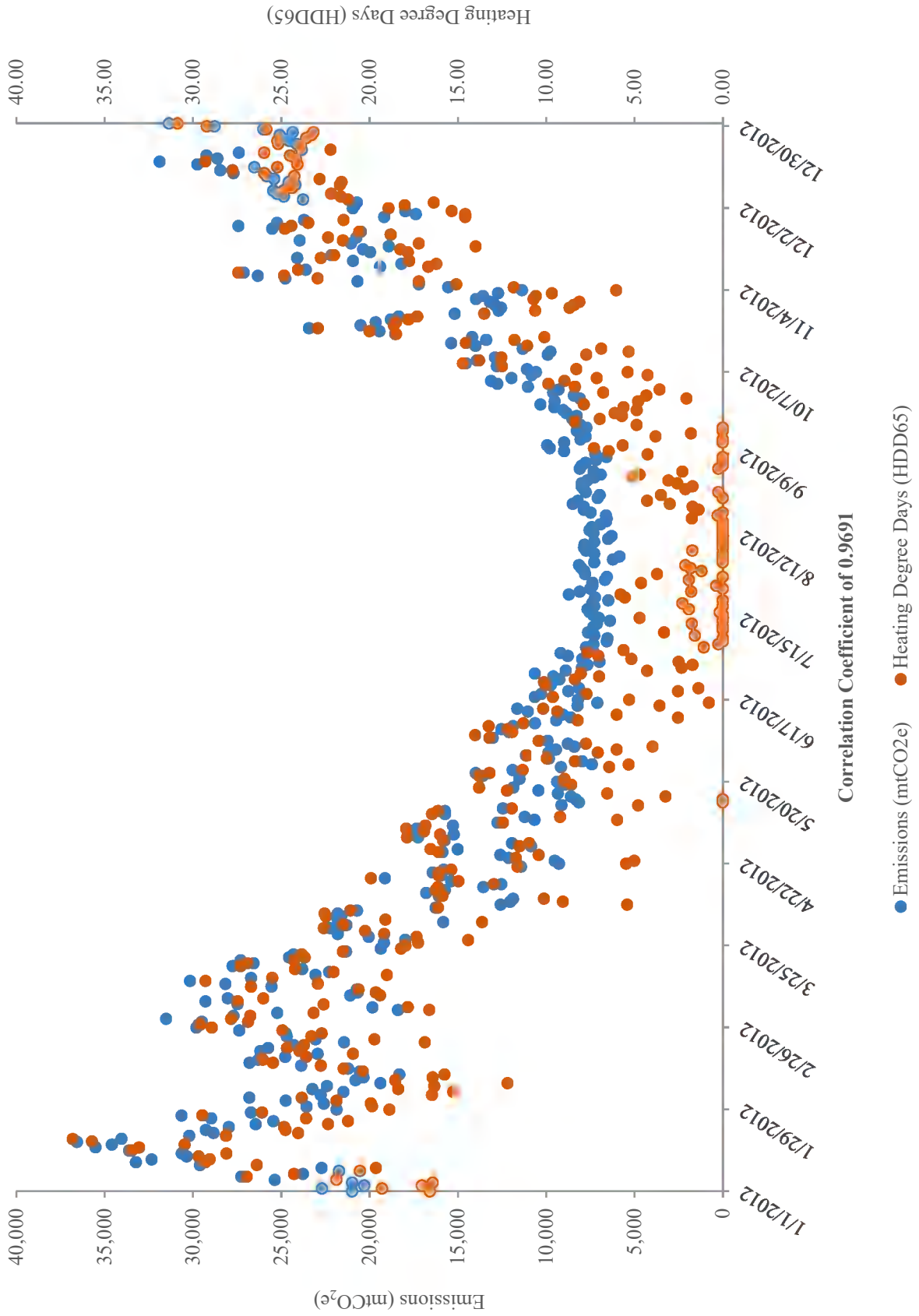
Correlation of Daily Emissions (mtCO₂e) and Heating Degree Days (HDD65)
Total Customer Emissions
Calendar Year 2010



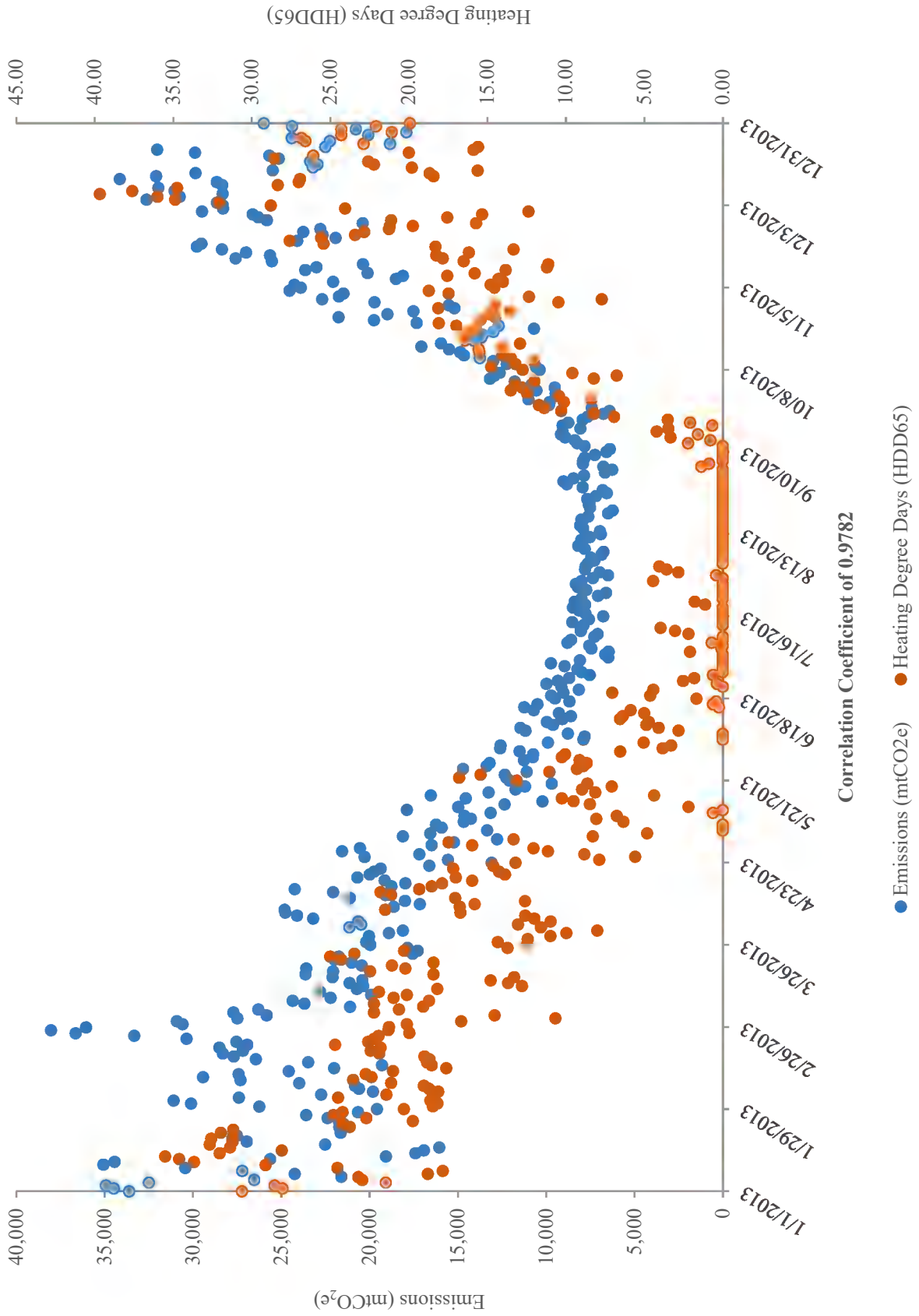
Correlation of Daily Emissions (mtCO₂e) and Heating Degree Days (HDD65)
Total Customer Emissions
Calendar Year 2011



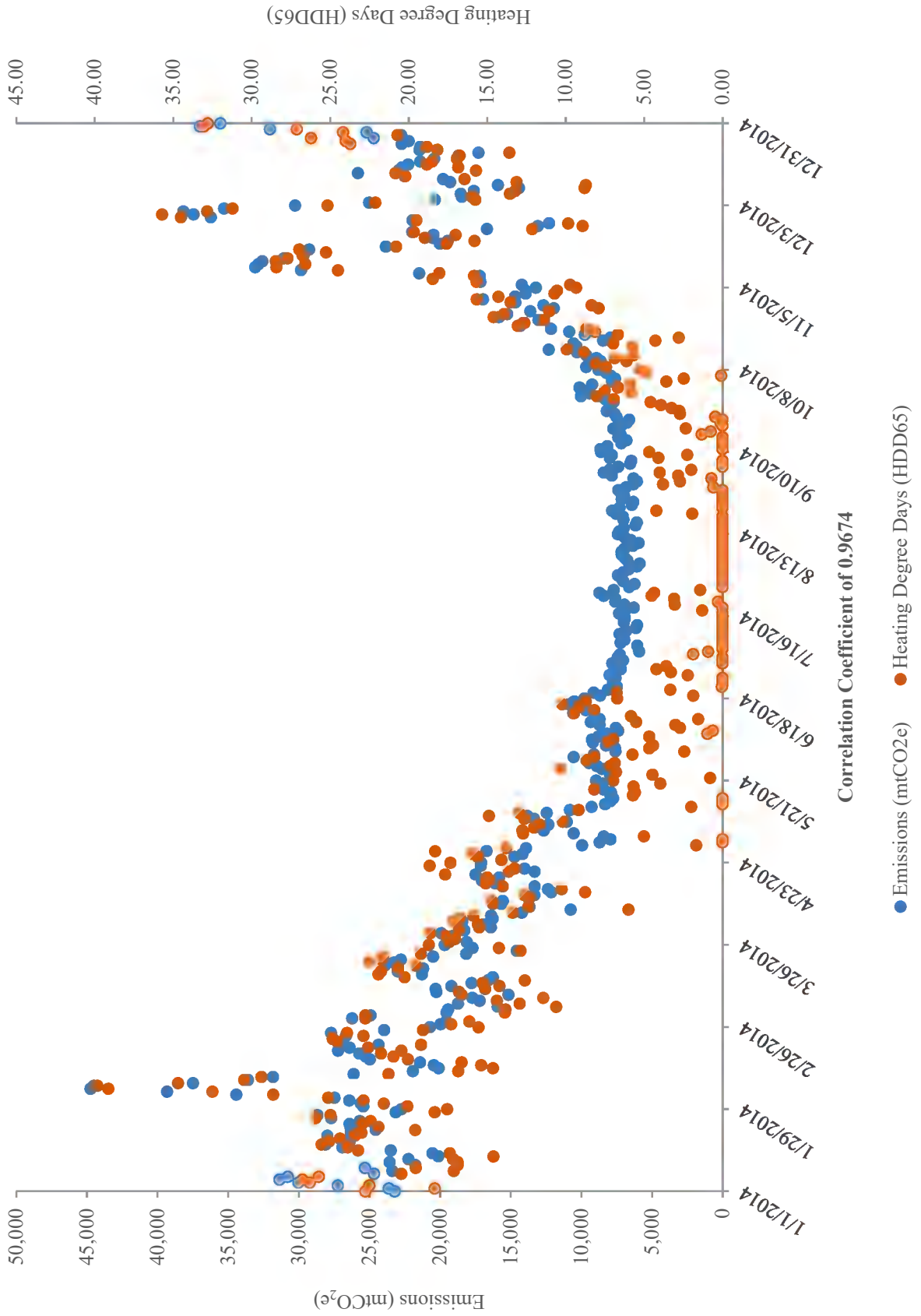
Correlation of Daily Emissions (mtCO₂e) and Heating Degree Days (HDD65)
Total Customer Emissions
Calendar Year 2012



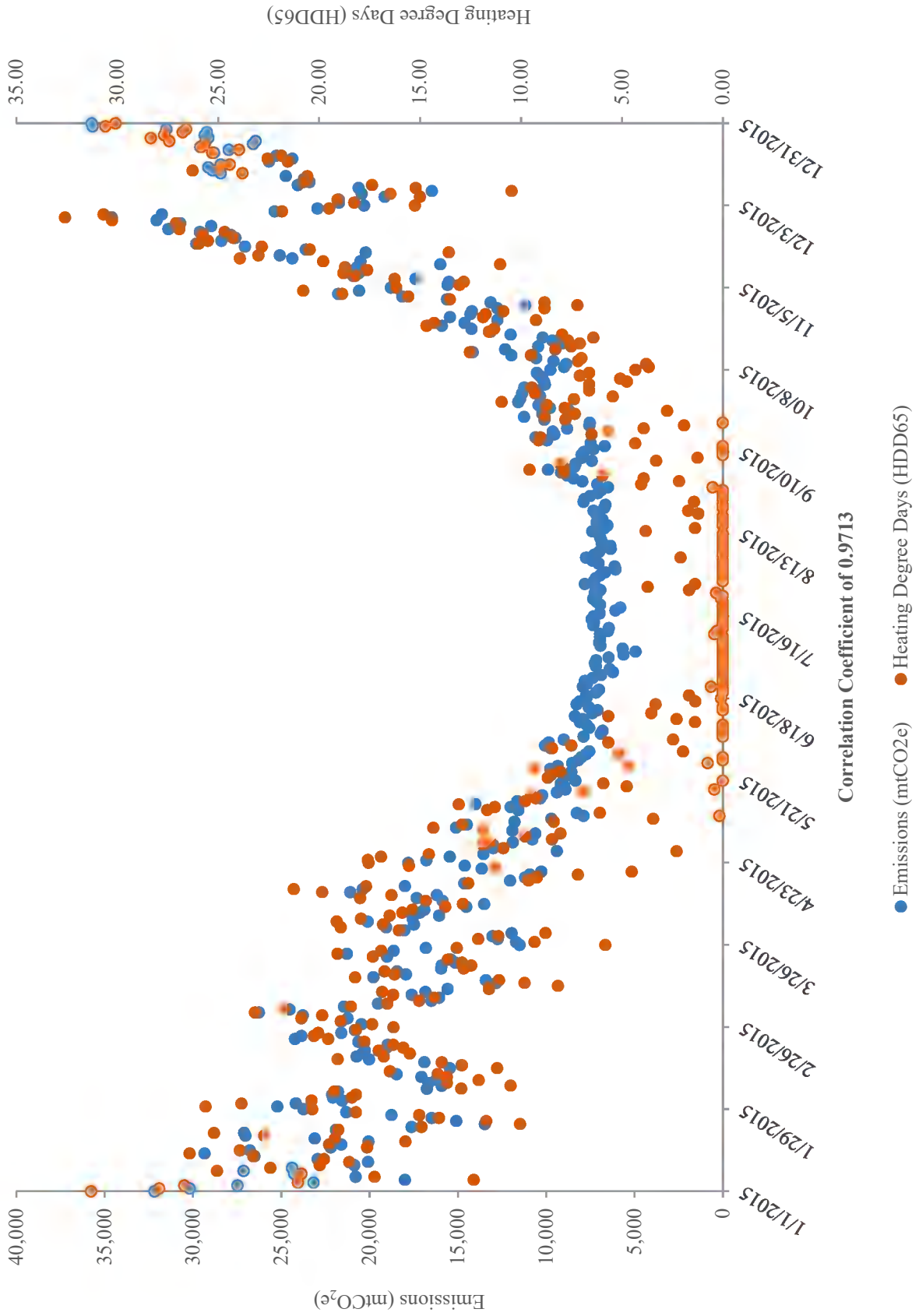
Correlation of Daily Emissions (mtCO₂e) and Heating Degree Days (HDD65)
Total Customer Emissions
Calendar Year 2013



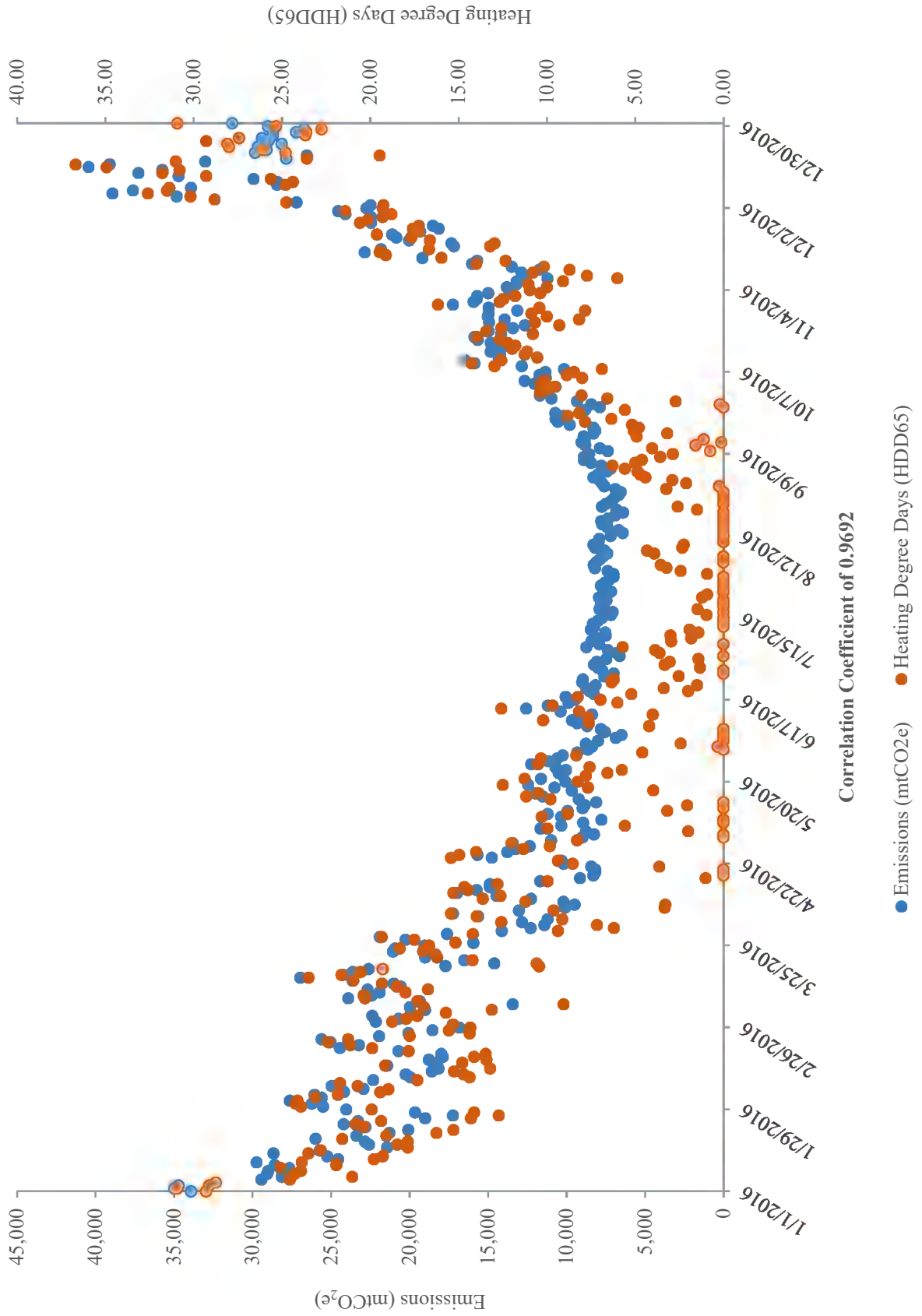
Correlation of Daily Emissions (mtCO₂e) and Heating Degree Days (HDD65)
Total Customer Emissions
Calendar Year 2014



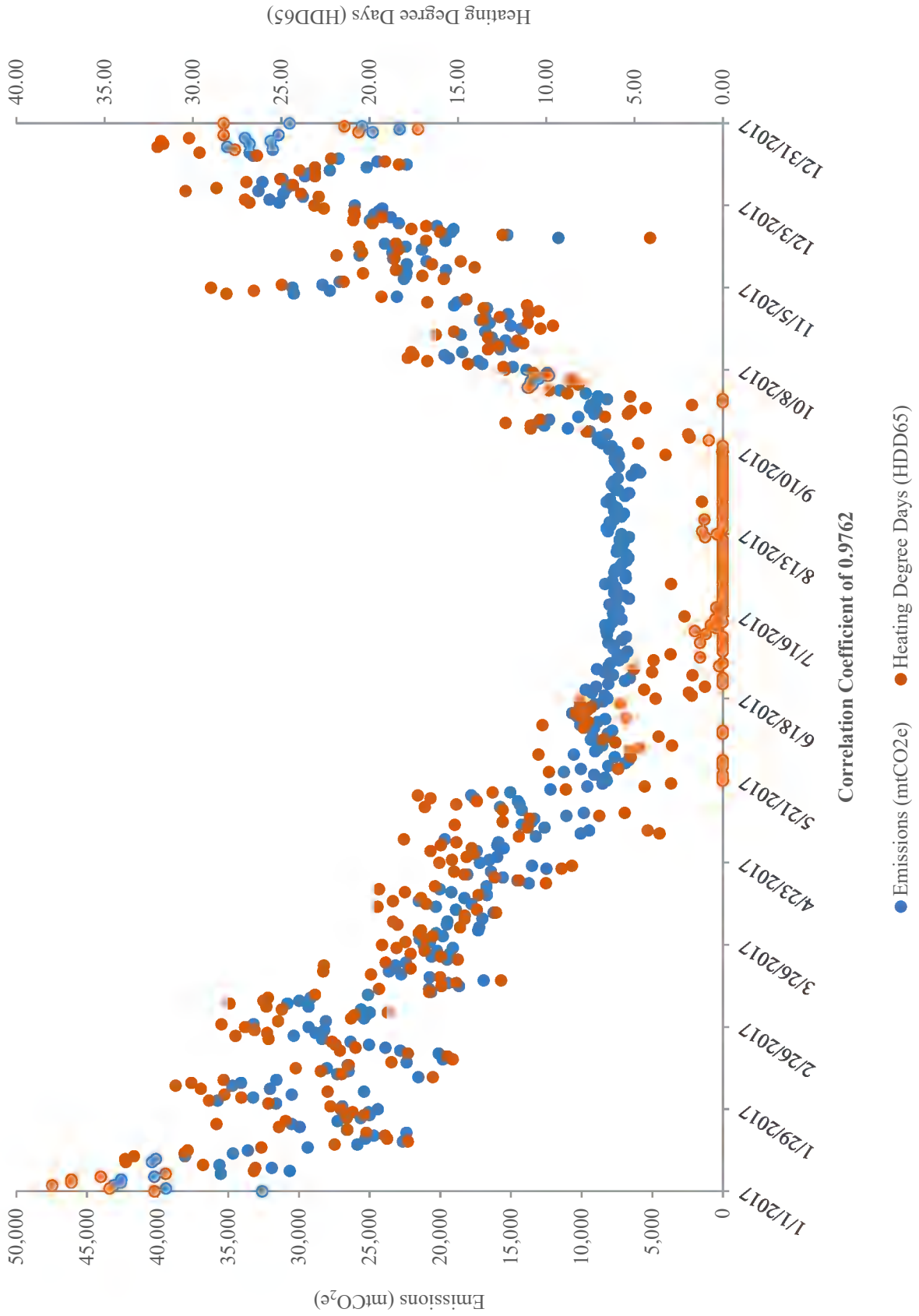
Correlation of Daily Emissions (mtCO₂e) and Heating Degree Days (HDD65)
Total Customer Emissions
Calendar Year 2015



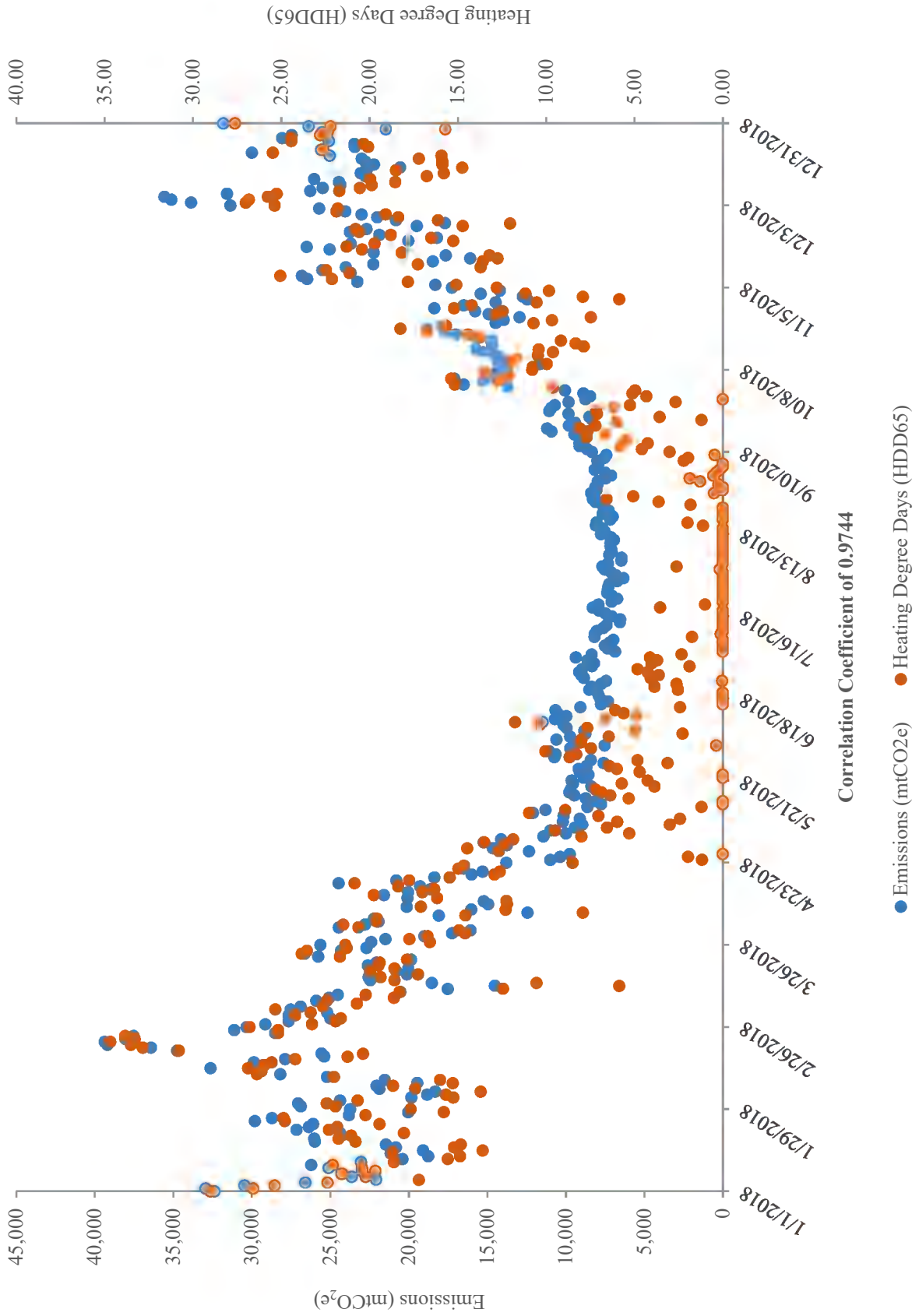
Correlation of Daily Emissions (mtCO₂e) and Heating Degree Days (HDD65)
Total Customer Emissions
Calendar Year 2016



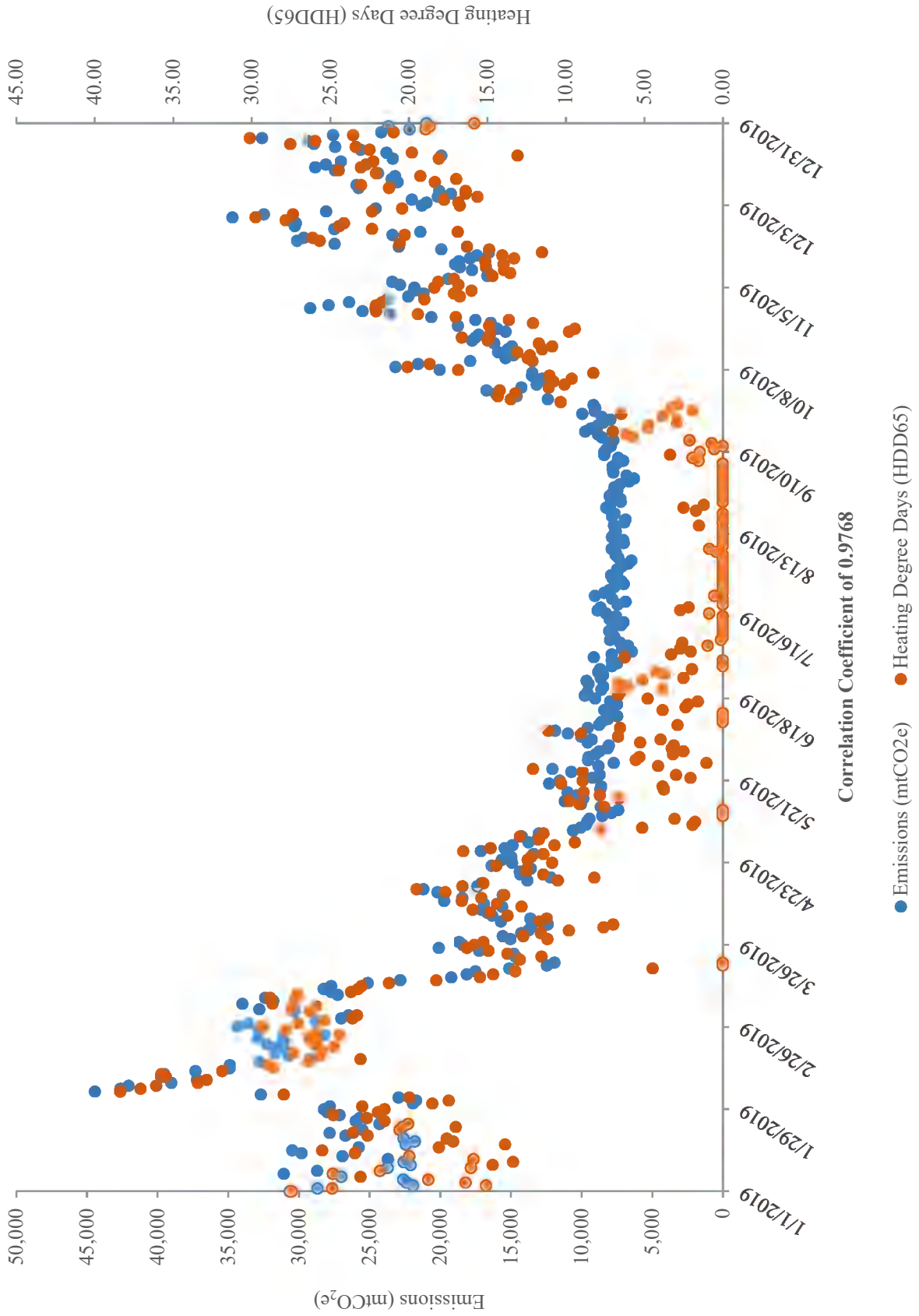
Correlation of Daily Emissions (mtCO₂e) and Heating Degree Days (HDD65)
Total Customer Emissions
Calendar Year 2017



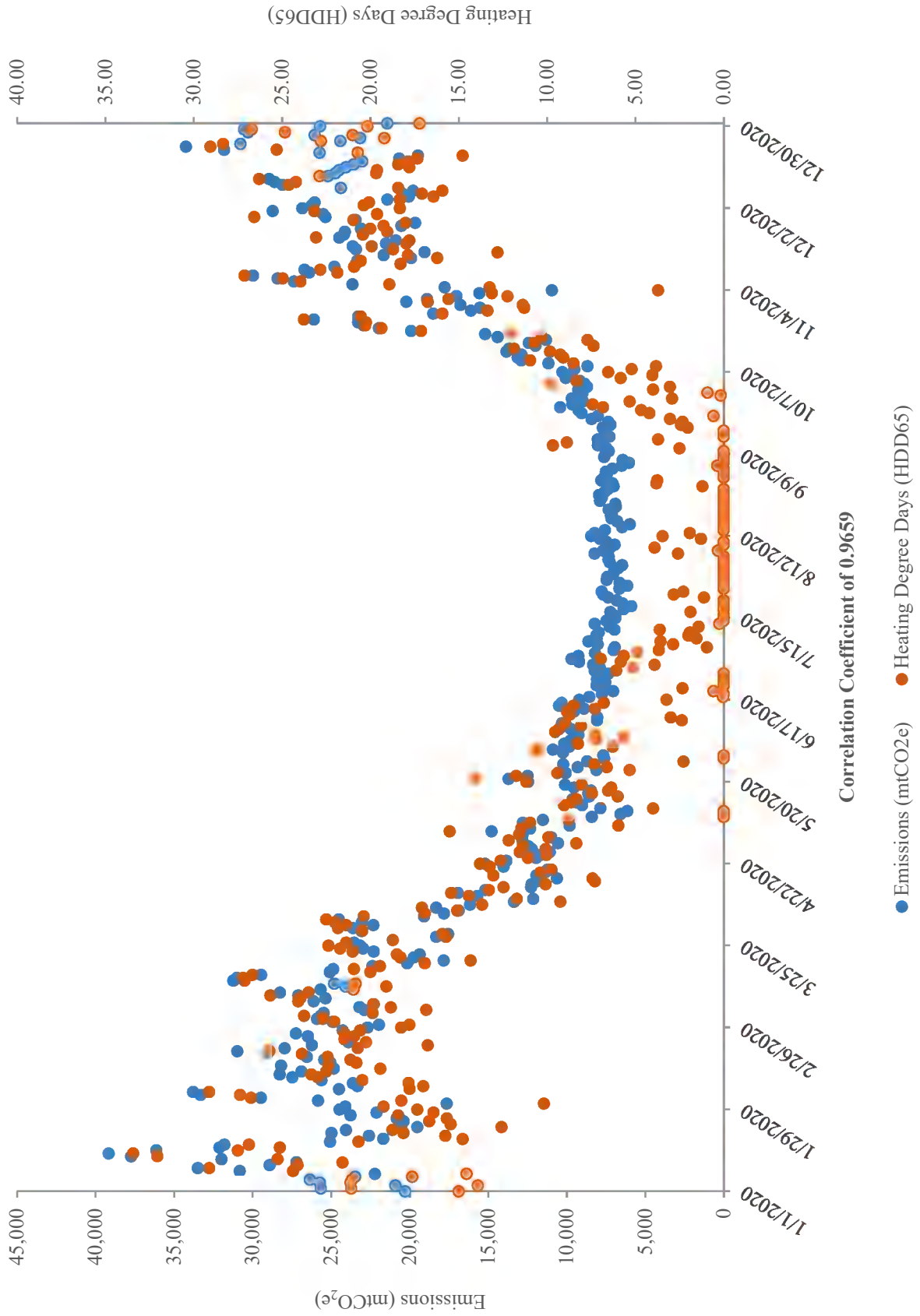
Correlation of Daily Emissions (mtCO₂e) and Heating Degree Days (HDD65)
Total Customer Emissions
Calendar Year 2018



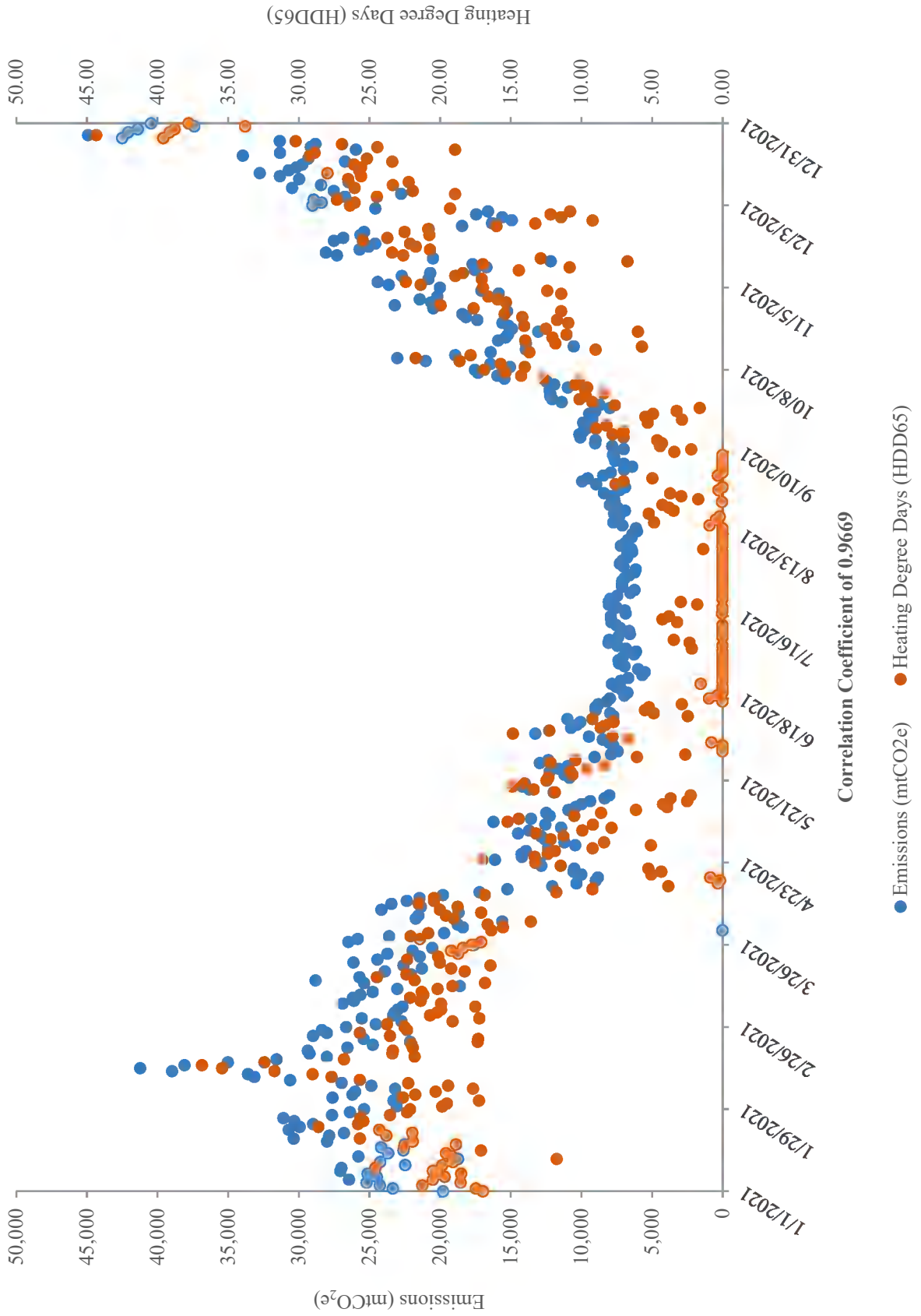
Correlation of Daily Emissions (mtCO₂e) and Heating Degree Days (HDD65)
Total Customer Emissions
Calendar Year 2019



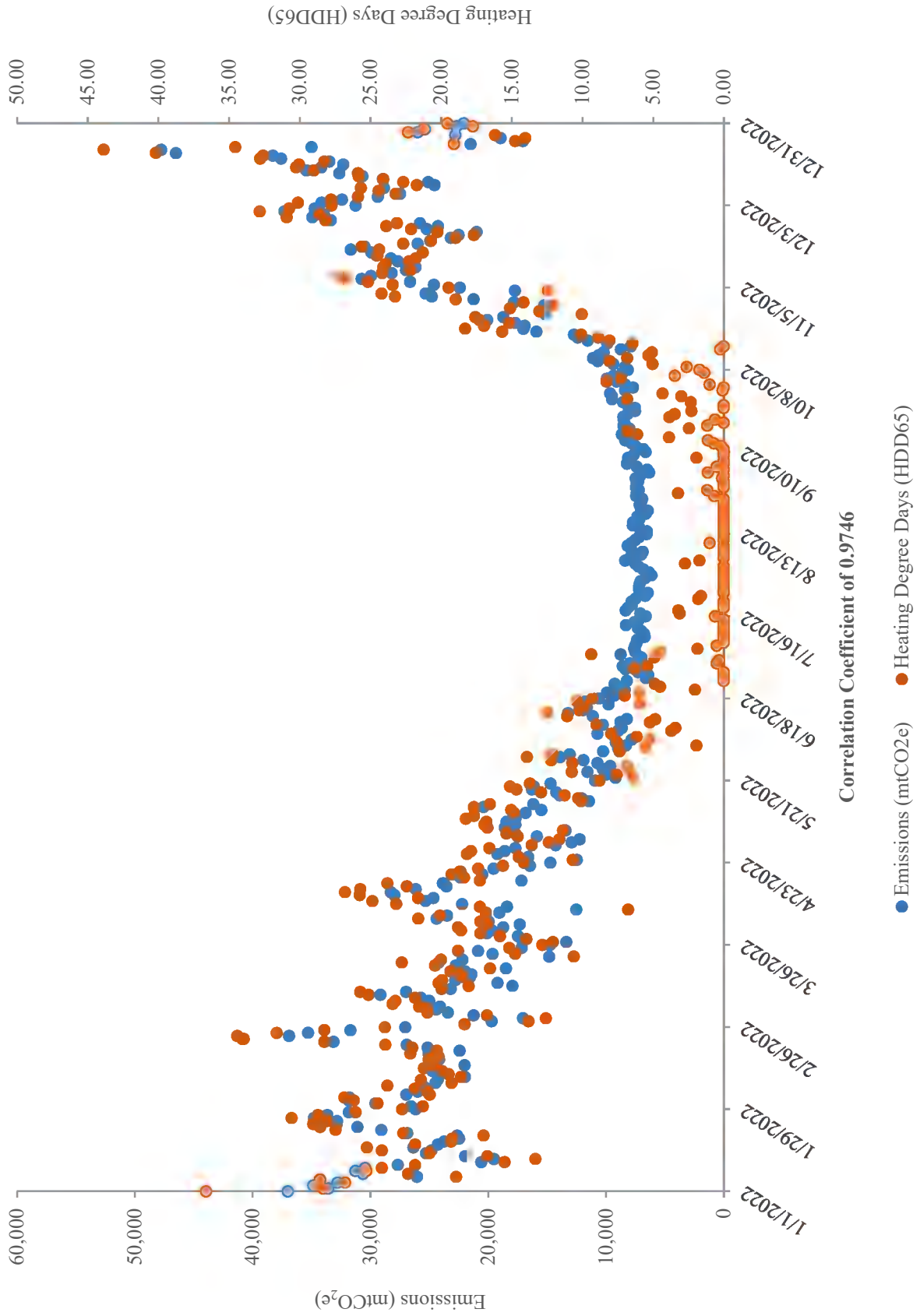
Correlation of Daily Emissions (mtCO₂e) and Heating Degree Days (HDD65)
Total Customer Emissions
Calendar Year 2020



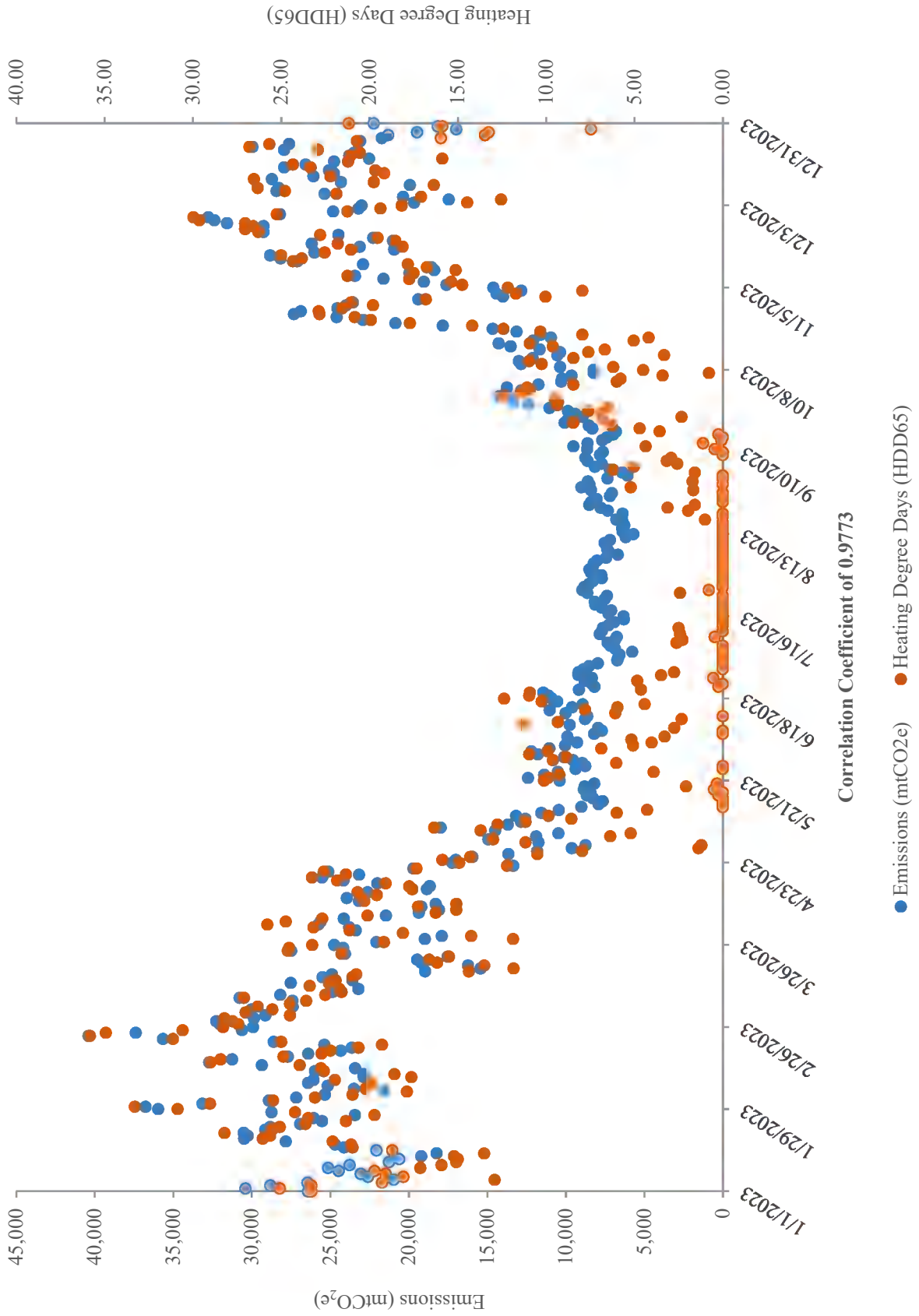
Correlation of Daily Emissions (mtCO₂e) and Heating Degree Days (HDD65)
Total Customer Emissions
Calendar Year 2021



Correlation of Daily Emissions (mtCO₂e) and Heating Degree Days (HDD65)
Total Customer Emissions
Calendar Year 2022




Correlation of Daily Emissions (mtCO₂e) and Heating Degree Days (HDD65)
Total Customer Emissions
Calendar Year 2023



**Daily Customer
Volumes (Therms) by Month
2007 – 2023**

**Daily Firm and Interruptible Customer
Volumes (Therms) by Month
2007 – 2023**

Daily Firm and Interruptible Customer Volumes (Therms) by Month
2007-2023




Daily Firm and Interruptible Customer Volumes (Therms) by Month

	January	February	March	April	May	June	July	August	September	October	November	December
Max	7,310,490	7,618,060	5,588,590	4,573,010	3,186,170	2,369,800	1,263,630	1,284,740	2,342,130	4,770,370	7,505,370	8,305,560
Std. Dev. +3	7,120,633	7,148,632	5,766,855	4,705,013	3,005,015	1,979,632	1,178,659	1,129,587	1,901,533	4,163,172	6,393,883	7,526,563
Std. Dev. +2	6,203,457	6,157,570	4,985,999	3,978,456	2,524,835	1,704,135	1,078,525	1,039,519	1,631,771	3,489,685	5,434,186	6,510,522
Std. Dev. +1	5,286,282	5,166,507	4,205,143	3,251,899	2,044,654	1,428,637	978,391	949,451	1,362,010	2,816,198	4,474,488	5,494,480
Mean	4,369,107	4,175,445	3,424,287	2,525,341	1,564,474	1,153,139	878,257	859,383	1,092,248	2,142,710	3,514,790	4,478,438
Std. Dev. -1	3,451,932	3,184,383	2,643,431	1,798,784	1,084,293	877,641	778,123	769,315	822,486	1,469,223	2,555,092	3,462,396
Std. Dev. -2	2,534,756	2,193,321	1,862,576	1,072,227	604,113	602,144	677,989	679,247	552,724	795,735	1,595,394	2,446,354
Std. Dev. -3	1,617,581	1,202,259	1,081,720	345,669	123,933	326,646	577,855	589,178	282,962	122,248	635,697	1,430,312
Min	2,060,490	2,202,680	1,549,370	984,510	860,150	630,330	616,810	638,530	707,050	945,390	1,575,170	2,177,970
Std. Dev.	917,175	991,062	780,856	726,557	480,180	275,498	100,134	90,068	269,762	673,487	959,698	1,016,042

**Daily Transportation Customer
Volumes (Therms) by Month
2007 – 2023**

Daily Transportation Customer Volumes (Therms) by Month
2007-2023

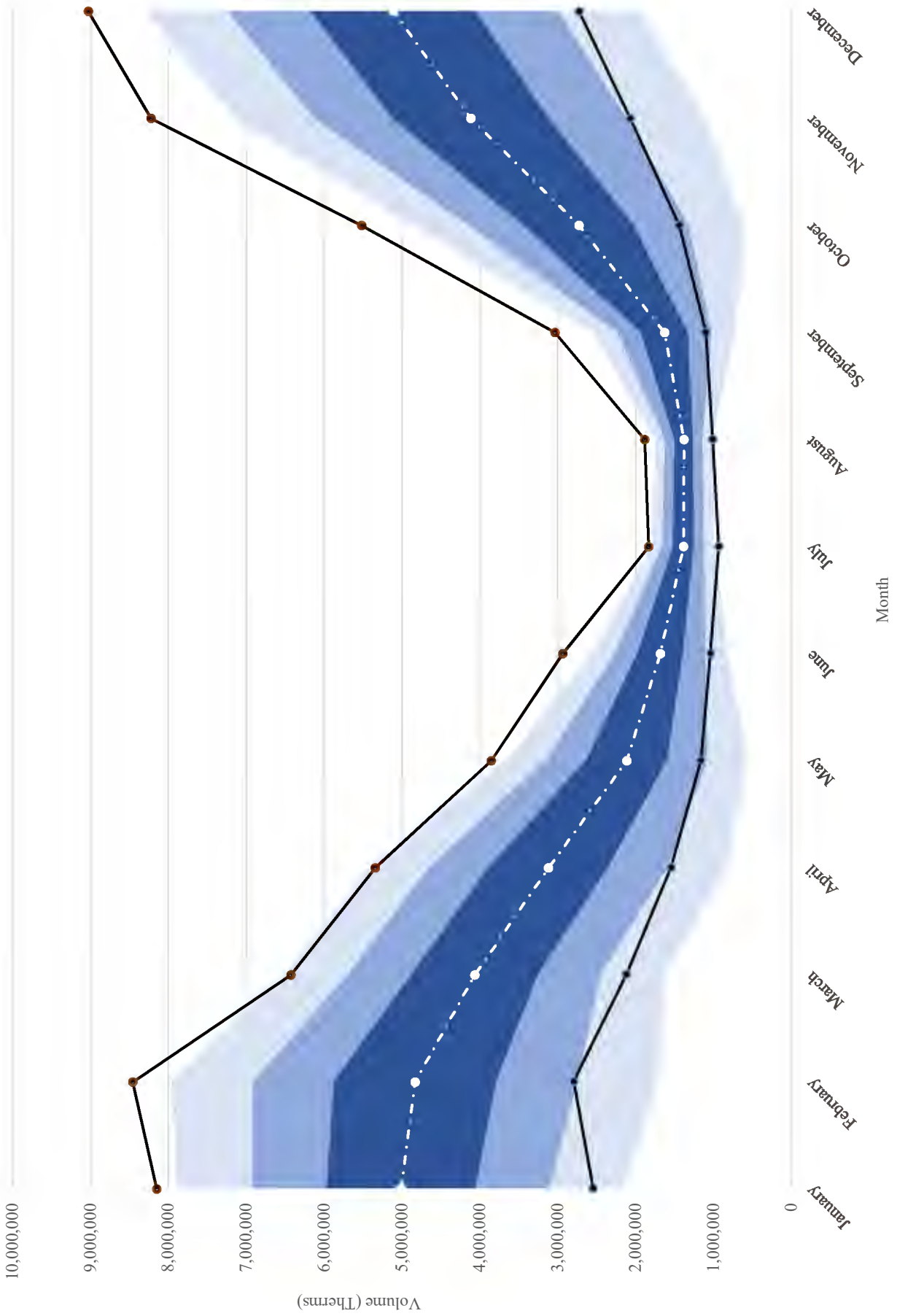


Daily Transportation Customer Volumes (Therms) by Month

	January	February	March	April	May	June	July	August	September	October	November	December
Max	856,880	896,490	837,630	813,660	721,330	733,070	684,250	693,280	742,370	758,680	796,940	918,900
Std. Dev. +3	876,280	905,736	870,750	838,108	807,817	743,045	739,268	737,720	785,115	828,786	875,935	946,822
Std. Dev. +2	798,466	822,234	794,102	756,785	721,269	671,822	662,071	665,262	701,890	747,211	784,721	841,665
Std. Dev. +1	720,653	738,731	717,455	675,462	634,722	600,600	584,874	592,803	618,666	665,637	693,506	736,509
Mean	642,840	655,228	640,807	594,139	548,175	529,378	507,676	520,345	535,441	584,062	602,291	631,353
Std. Dev. -1	565,027	571,726	564,160	512,816	461,627	458,155	430,479	447,887	452,216	502,488	511,076	526,197
Std. Dev. -2	487,213	488,223	487,512	431,493	375,080	386,933	333,282	375,428	368,992	420,914	419,861	421,041
Std. Dev. -3	409,400	404,720	410,865	350,170	288,532	315,711	276,085	302,970	285,767	339,339	328,647	315,885
Min	396,950	430,130	414,240	320,090	291,920	338,300	295,100	315,050	268,620	280,680	342,110	317,000
Std. Dev.	77,813	83,503	76,647	81,323	86,547	71,222	77,197	72,458	83,225	81,574	91,215	105,156

**Daily Total Customer
Volumes (Therms) by Month
2007 – 2023**

Daily Total Customer Volumes (Therms) by Month
2007-2023




Daily Total Customer Volumes (Therms) by Month

	January	February	March	April	May	June	July	August	September	October	November	December
Max	8,149,470	8,455,990	6,426,220	5,343,480	3,855,190	2,935,230	1,832,310	1,884,440	3,035,360	5,519,110	8,221,390	9,027,210
Std. Dev. +3	7,880,424	7,953,314	6,499,440	5,417,150	3,666,679	2,551,819	1,787,929	1,741,613	2,534,951	4,846,089	7,127,799	8,293,100
Std. Dev. +2	6,924,265	6,912,434	5,687,991	4,651,260	3,148,669	2,262,052	1,653,931	1,620,984	2,232,530	4,139,650	6,124,227	7,231,997
Std. Dev. +1	5,968,106	5,871,554	4,876,543	3,885,370	2,630,659	1,972,284	1,519,932	1,500,356	1,930,109	3,433,212	5,120,654	6,170,894
Mean	5,011,947	4,830,674	4,065,095	3,119,480	2,112,648	1,682,517	1,385,933	1,379,728	1,627,688	2,726,773	4,117,081	5,109,791
Std. Dev. -1	4,055,788	3,789,793	3,253,646	2,353,590	1,594,638	1,392,749	1,251,935	1,259,100	1,325,268	2,020,334	3,113,508	4,048,688
Std. Dev. -2	3,099,628	2,748,913	2,442,198	1,587,700	1,076,628	1,102,982	1,117,936	1,138,471	1,022,847	1,313,895	2,109,935	2,987,585
Std. Dev. -3	2,143,469	1,708,033	1,630,749	821,810	558,617	813,214	983,937	1,017,843	720,426	607,456	1,106,363	1,926,482
Min	2,546,120	2,794,630	2,118,360	1,544,660	1,160,780	1,039,970	932,250	1,011,970	1,097,770	1,437,990	2,071,270	2,724,630
Std. Dev.	956,159	1,040,880	811,448	765,890	518,010	289,768	133,999	120,628	302,421	706,439	1,003,573	1,061,103

**Daily Customer
Emissions (mtCO₂e) by Month
2007 – 2023**

**Daily Firm and Interruptible Customer
Emissions (mtCO₂e) by Month
2007 – 2023**

Daily Firm and Interruptible Customer Emissions (mtCO₂e) by Month
2007-2023




Daily Firm and Interruptible Customer Emissions (mtCO₂e) by Month

	January	February	March	April	May	June	July	August	September	October	November	December
Max	38,672	40,300	29,564	24,191	16,855	12,336	6,685	6,796	12,390	25,235	39,703	43,936
Std. Dev. +3	37,668	37,816	30,507	24,890	15,897	10,472	6,235	5,976	10,059	22,023	33,824	39,816
Std. Dev. +2	32,816	32,574	26,376	21,046	13,356	9,015	5,705	5,499	8,632	18,460	28,747	34,441
Std. Dev. +1	27,964	27,331	22,245	17,203	10,816	7,557	5,176	5,023	7,205	14,898	23,670	29,066
Mean	23,113	22,088	18,114	13,359	8,276	6,100	4,646	4,546	5,778	11,335	18,593	23,691
Std. Dev. -1	18,261	16,845	13,984	9,516	5,736	4,643	4,116	4,070	4,351	7,772	13,516	18,316
Std. Dev. -2	13,409	11,603	9,853	5,672	3,196	3,185	3,587	3,593	2,924	4,209	8,440	12,941
Std. Dev. -3	8,557	6,360	5,722	1,829	656	1,728	3,057	3,117	1,497	647	3,363	7,566
Min	10,900	11,652	8,196	5,208	4,550	3,334	3,263	3,378	3,740	5,001	8,333	11,521
Std. Dev.	4,852	5,243	4,131	3,843	2,540	1,457	530	476	1,427	3,563	5,077	5,375

**Daily Transportation Customer
Emissions (mtCO₂e) by Month**

2007 – 2023

Daily Transportation Customer Emissions (mtCO₂e) by Month
2007-2023

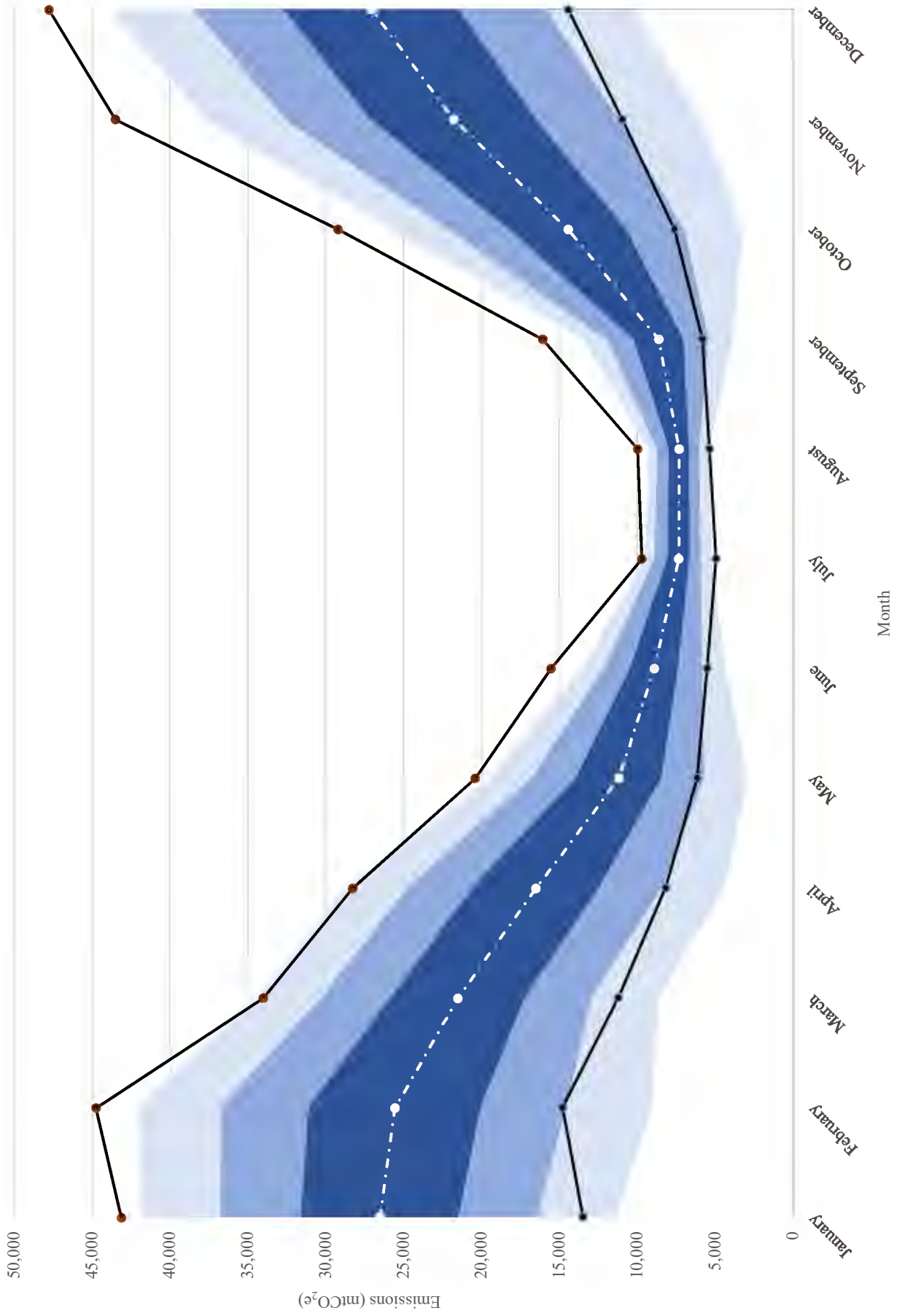


Daily Transportation Customer Emissions (mtCO₂e) by Month

	January	February	March	April	May	June	July	August	September	October	November	December
Max	4,533	4,742	4,431	4,304	3,816	3,878	3,620	3,667	3,927	4,013	4,216	4,861
Std. Dev. +3	4,636	4,791	4,606	4,434	4,273	3,931	3,911	3,903	4,153	4,384	4,634	5,009
Std. Dev. +2	4,224	4,350	4,201	4,003	3,816	3,554	3,502	3,519	3,713	3,953	4,151	4,452
Std. Dev. +1	3,812	3,908	3,795	3,573	3,358	3,177	3,094	3,136	3,273	3,521	3,669	3,896
Mean	3,401	3,466	3,390	3,143	2,900	2,800	2,686	2,753	2,832	3,090	3,186	3,340
Std. Dev. -1	2,989	3,024	2,984	2,713	2,442	2,424	2,277	2,369	2,392	2,658	2,704	2,784
Std. Dev. -2	2,577	2,583	2,579	2,283	1,984	2,047	1,869	1,986	1,952	2,227	2,221	2,227
Std. Dev. -3	2,166	2,141	2,173	1,852	1,526	1,670	1,460	1,603	1,512	1,795	1,739	1,671
Min	2,100	2,275	2,191	1,693	1,544	1,790	1,561	1,667	1,421	1,485	1,810	1,677
Std. Dev.	412	442	405	430	458	377	408	383	440	432	483	556

**Daily Total Customer
Emissions (mtCO₂e) by Month
2007 – 2023**

Daily Total Customer Emissions (mtCO₂e) by Month
2007-2023




Daily Total Customer Emissions (mtCO₂e) by Month

	January	February	March	April	May	June	July	August	September	October	November	December
Max	43,111	44,732	33,995	28,267	20,394	15,527	9,693	9,969	16,057	29,196	43,491	47,754
Std. Dev. +3	41,687	42,073	34,382	28,657	19,397	13,499	9,458	9,213	13,410	25,636	37,706	43,871
Std. Dev. +2	36,629	36,567	30,089	24,605	16,656	11,966	8,749	8,575	11,810	21,899	32,397	38,257
Std. Dev. +1	31,571	31,061	25,797	20,554	13,916	10,433	8,040	7,937	10,210	18,162	27,088	32,644
Mean	26,513	25,554	21,504	16,502	11,176	8,901	7,332	7,299	8,610	14,425	21,779	27,031
Std. Dev. -1	21,455	20,048	17,212	12,450	8,436	7,368	6,623	6,661	7,011	10,688	16,470	21,418
Std. Dev. -2	16,397	14,542	12,919	8,399	5,695	5,835	5,914	6,023	5,411	6,951	11,162	15,804
Std. Dev. -3	11,339	9,035	8,627	4,347	2,955	4,302	5,205	5,384	3,811	3,213	5,853	10,191
Min	13,469	14,784	11,206	8,171	6,141	5,501	4,932	5,353	5,807	7,607	10,957	14,413
Std. Dev.	5,058	5,506	4,293	4,052	2,740	1,533	709	638	1,600	3,737	5,309	5,613

Average Daily Temperature (°F) by Month

2007 – 2023

Average Daily Temperature (°F) by Month
2007-2023



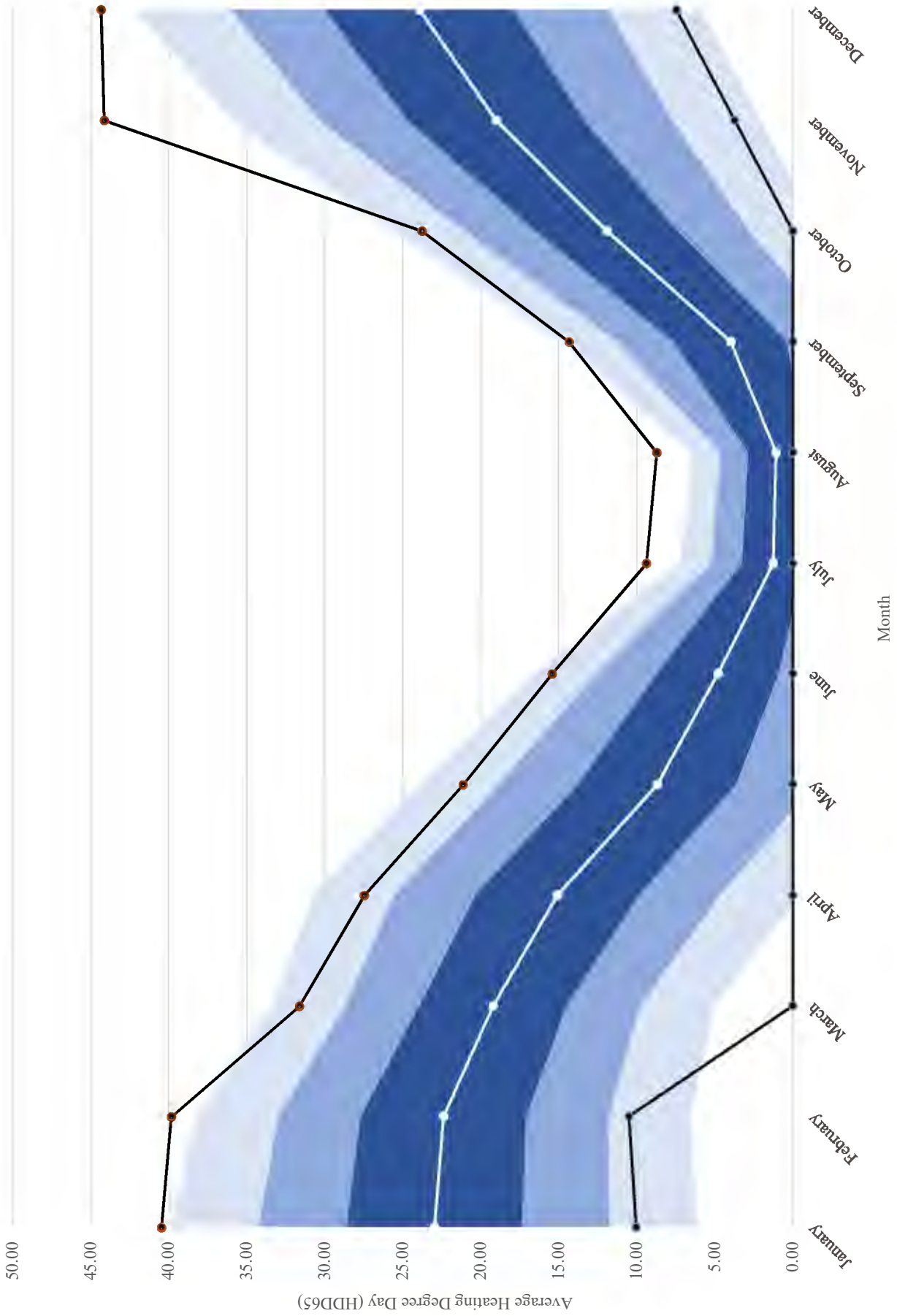
Daily Total Customer Volumes (Therms) by Month

	January	February	March	April	May	June	July	August	September	October	November	December
Max	8,149,470	8,455,990	6,426,220	5,343,480	3,855,190	2,935,230	1,832,310	1,884,440	3,035,360	5,519,110	8,221,390	9,027,210
Std. Dev. +3	7,880,424	7,953,314	6,499,440	5,417,150	3,666,679	2,551,819	1,787,929	1,741,613	2,534,951	4,846,089	7,127,799	8,293,100
Std. Dev. +2	6,924,265	6,912,434	5,687,991	4,651,260	3,148,669	2,262,052	1,653,931	1,620,984	2,232,530	4,139,650	6,124,227	7,231,997
Std. Dev. +1	5,968,106	5,871,554	4,876,543	3,885,370	2,630,659	1,972,284	1,519,932	1,500,356	1,930,109	3,433,212	5,120,654	6,170,894
Mean	5,011,947	4,830,674	4,065,095	3,119,480	2,112,648	1,682,517	1,385,933	1,379,728	1,627,688	2,726,773	4,117,081	5,109,791
Std. Dev. -1	4,055,788	3,789,793	3,253,646	2,353,590	1,594,638	1,392,749	1,251,935	1,259,100	1,325,268	2,020,334	3,113,508	4,048,688
Std. Dev. -2	3,099,628	2,748,913	2,442,198	1,587,700	1,076,628	1,102,982	1,117,936	1,138,471	1,022,847	1,313,895	2,109,935	2,987,585
Std. Dev. -3	2,143,469	1,708,033	1,630,749	821,810	558,617	813,214	983,937	1,017,843	720,426	607,456	1,106,363	1,926,482
Min	2,546,120	2,794,630	2,118,360	1,544,660	1,160,780	1,039,970	932,250	1,011,970	1,097,770	1,437,990	2,071,270	2,724,630
Std. Dev.	956,159	1,040,880	811,448	765,890	518,010	289,768	133,999	120,628	302,421	706,439	1,003,573	1,061,103

Average Heating Degree Days (HDD) by Month

2007 – 2023

Average Heating Degree Days (HDD65) by Month
2007-2023



Average Heating Degree Days (HDD65) by Month

	January	February	March	April	May	June	July	August	September	October	November	December
Max	40.46	39.83	31.62	27.46	21.12	15.42	9.37	8.71	14.33	23.75	44.12	44.33
Std. Dev. +3	39.82	38.24	33.34	30.72	23.85	16.47	7.20	6.38	14.80	25.56	35.95	42.02
Std. Dev. +2	34.20	32.95	28.62	25.50	18.79	12.57	5.21	4.61	11.18	21.01	30.30	35.98
Std. Dev. +1	28.58	27.66	23.91	20.29	13.73	8.68	3.23	2.84	7.57	16.45	24.65	29.95
Mean	22.97	22.37	19.19	15.07	8.67	4.79	1.24	1.07	3.96	11.90	19.00	23.92
Std. Dev. -1	17.35	17.08	14.47	9.86	3.61	0.90	-0.74	-0.70	0.35	7.34	13.35	17.88
Std. Dev. -2	11.73	11.79	9.75	4.64	-1.45	-2.99	-2.73	-2.47	-3.26	2.79	7.69	11.85
Std. Dev. -3	6.12	6.50	5.04	-0.58	-6.51	-6.88	-4.71	-4.24	-6.87	-1.76	2.04	5.81
Min	10.04	10.50	0.00	0.00	0.00	0.00	0.00	0.00	0.00	0.00	3.71	7.46
Std. Dev.	5.62	5.29	4.72	5.22	5.06	3.89	1.98	1.77	3.61	4.55	5.65	6.03


**Monthly and Annual Customer
Volumes (Therms)**

2007 – 2023

**Monthly and Annual Firm and Interruptible Customer
Volumes (Therms)**

2007 – 2023

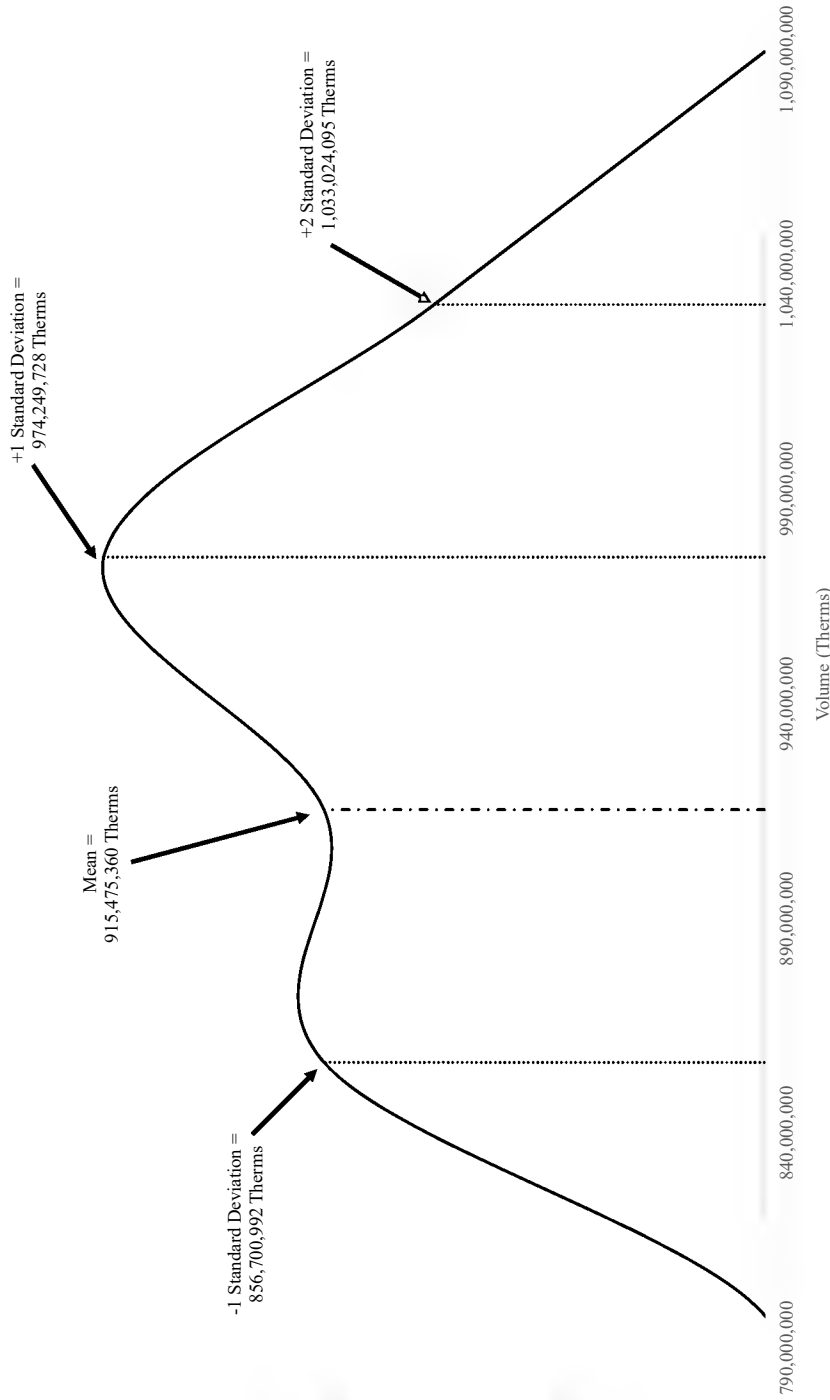
Firm and Interruptible Customer Volumes (Therms) by Month
2007-2023



Firm and Interruptible Customer Volumes (Therms) by Month

	January	February	March	April	May	June	July	August	September	October	November	December	TOTAL
2007	147,023,060	103,607,680	93,160,000	70,906,250	48,649,820	35,083,960	26,258,750	27,762,790	36,825,280	73,505,270	104,837,080	135,239,110	902,861,050
2008	147,972,150	110,988,800	113,917,860	89,934,500	52,554,320	44,851,120	28,521,980	27,992,020	34,190,490	68,012,940	83,122,820	147,763,270	949,822,270
2009	140,457,040	113,453,570	119,343,230	74,382,030	49,219,750	27,834,520	24,681,210	24,975,110	29,830,800	64,917,440	93,733,510	148,936,470	911,764,680
2010	102,109,700	88,626,290	90,210,840	74,104,310	57,034,550	37,532,470	28,562,880	27,882,830	32,083,200	60,147,450	109,262,400	122,612,030	830,168,950
2011	128,950,470	126,601,490	107,046,150	92,198,750	60,345,840	37,015,940	29,533,540	27,519,860	29,451,920	64,088,970	114,125,530	136,186,000	953,064,460
2012	141,236,760	113,327,620	115,874,690	67,918,490	50,566,610	39,915,930	29,134,290	27,213,820	31,014,070	63,988,160	97,418,220	130,394,660	908,003,320
2013	151,045,190	107,479,360	98,753,730	75,906,250	44,538,890	31,077,840	26,873,260	26,098,790	33,767,830	75,330,440	103,825,710	149,844,560	924,561,850
2014	129,110,900	128,009,060	95,580,140	66,047,700	40,205,870	31,882,880	25,552,260	24,599,030	28,357,940	46,315,080	108,349,650	119,045,840	843,056,350
2015	115,632,880	85,540,120	80,801,760	68,555,290	41,414,850	27,361,310	23,969,040	24,807,680	34,614,580	50,357,940	115,202,240	131,015,350	799,273,040
2016	130,073,130	98,607,120	95,101,060	52,225,970	40,384,870	31,735,300	27,133,170	26,192,820	33,783,190	61,960,190	81,512,200	157,547,530	836,256,550
2017	164,386,330	126,377,600	111,440,490	77,948,010	49,829,290	32,794,360	26,465,870	25,219,360	31,955,210	72,153,650	107,958,210	149,995,170	976,523,550
2018	125,931,690	129,340,310	109,833,300	78,715,950	38,904,080	34,311,500	26,275,130	26,600,790	33,988,730	69,199,790	99,633,910	133,273,420	906,008,600
2019	129,863,860	156,622,050	107,530,640	71,556,550	41,199,060	32,960,360	27,907,810	25,805,840	33,744,910	86,633,310	113,315,660	125,546,170	952,688,220
2020	132,848,180	126,223,900	119,756,480	69,176,120	44,471,740	35,118,930	27,789,970	26,733,450	29,418,030	67,482,620	110,071,030	129,474,300	918,564,750
2021	132,028,970	133,459,990	115,215,430	71,010,970	51,761,810	31,876,480	26,281,180	27,412,710	35,052,820	76,770,520	101,336,000	161,026,790	963,233,670
2022	148,140,340	123,996,750	105,079,850	94,148,770	65,018,760	37,407,720	28,384,950	26,461,150	29,675,500	56,255,660	133,440,360	159,083,100	1,007,092,910
2023	135,704,650	131,952,080	122,529,430	93,188,120	48,357,540	39,340,310	29,516,120	29,616,680	39,291,790	72,088,850	115,398,370	123,152,960	980,136,900
Max	164,386,330	156,622,050	122,529,430	94,148,770	65,018,760	44,851,120	29,533,540	29,616,680	39,291,790	86,633,310	133,440,360	161,026,790	1,007,092,910
Std. Dev. +3	178,831,348	171,475,159	141,630,916	109,300,643	70,768,753	47,973,891	32,151,602	30,661,478	41,584,755	96,047,248	142,886,126	180,104,311	1,091,798,463
Std. Dev. +2	164,368,336	153,615,082	129,737,769	98,120,508	63,345,397	43,513,985	30,509,723	29,321,274	38,645,646	86,172,838	130,405,318	166,346,732	1,033,024,095
Std. Dev. +1	149,903,324	135,755,006	117,844,622	86,940,372	55,922,041	39,054,079	28,867,844	27,981,070	35,706,538	76,298,427	117,924,509	152,589,152	974,249,728
Mean	135,442,312	117,894,929	105,951,475	75,760,237	48,498,685	34,594,172	27,225,965	26,640,866	32,767,429	66,424,016	105,443,700	138,831,572	915,475,360
Std. Dev. -1	120,979,300	100,034,852	94,058,328	64,580,102	41,075,330	30,134,266	25,584,086	25,300,662	29,828,320	56,549,606	92,962,891	125,073,993	856,700,992
Std. Dev. -2	106,516,288	82,174,775	82,165,182	53,999,966	33,651,974	25,674,360	23,942,207	23,960,459	26,889,211	46,675,195	80,482,082	111,316,413	797,926,625
Std. Dev. -3	92,033,276	64,314,699	70,272,035	42,219,831	26,228,618	21,214,453	22,300,328	22,620,255	23,950,103	36,800,785	68,001,274	97,558,834	739,152,257
Min	102,109,700	85,540,120	80,801,760	52,225,970	38,904,080	27,361,310	23,969,040	24,599,030	28,357,940	46,315,080	81,512,200	119,045,840	799,273,040
Std. Dev.	14,463,012	17,860,077	11,893,147	11,180,135	7,423,356	4,459,906	1,641,879	1,340,204	2,939,109	9,874,411	12,480,809	13,757,580	58,774,368

Annual Firm and Interruptible Customer Volumes (Therms) 2007 - 2023



Statistical Summary	
Mean	915,475,360
Std. Error	14,254,878
Median	918,564,750
Mode	#N/A
Std. Dev.	58,774,368
Sample Var.	3.45E+15
Kurtosis	-0.4933
Skewness	-0.5402
Range	207,819,870
Minimum	799,273,040
Maximum	1,007,092,910
Sum	1.56E+10
Count	17

Distribution	Therms
Sigma -3	739,152,257
Sigma -2	797,926,625
Sigma -1	856,700,992
Mean	915,475,360
Sigma +1	974,249,728
Sigma +2	1,033,024,095
Sigma +3	1,091,798,463

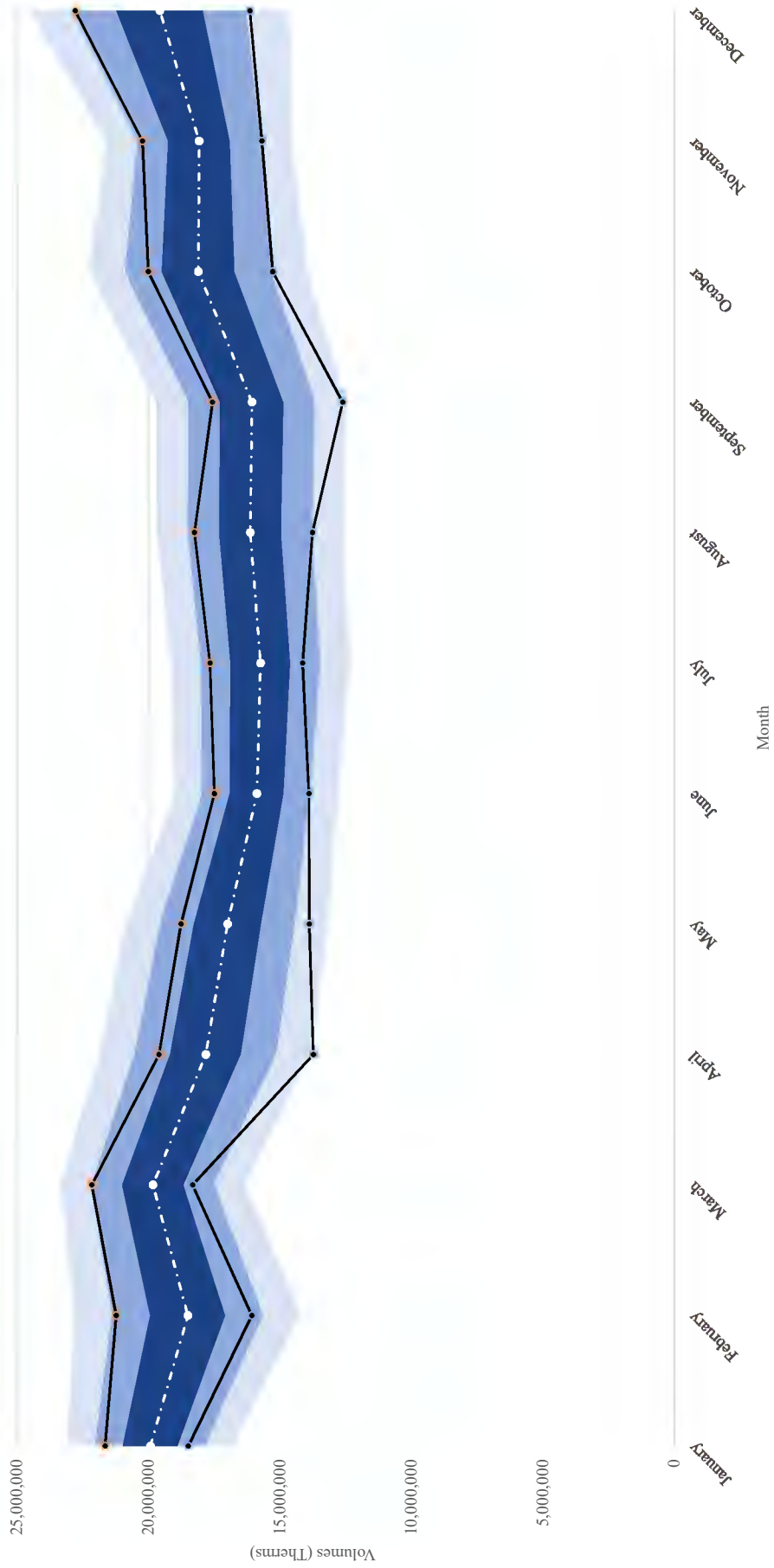
Bin	Frequency
739,152,257	0
797,926,625	0
856,700,992	4
915,475,360	4
974,249,728	6
1,033,024,095	3
1,091,798,463	0
More	0

-3 Sigma		-2 Sigma		-1 Sigma		Mean		+1 Sigma		+2 Sigma		+3 Sigma	
X	Y	X	Y	X	Y	X	Y	X	Y	X	Y	X	Y
739,152,257	0	797,926,625	0	856,700,992	0	915,475,360	0	974,249,728	0	1,033,024,095	0	1,091,798,463	0
739,152,257	0	797,926,625	0	856,700,992	4	915,475,360	4	974,249,728	6	1,033,024,095	3	1,091,798,463	0

**Monthly and Annual Transportation Customer
Volumes (Therms)**

2007 – 2023

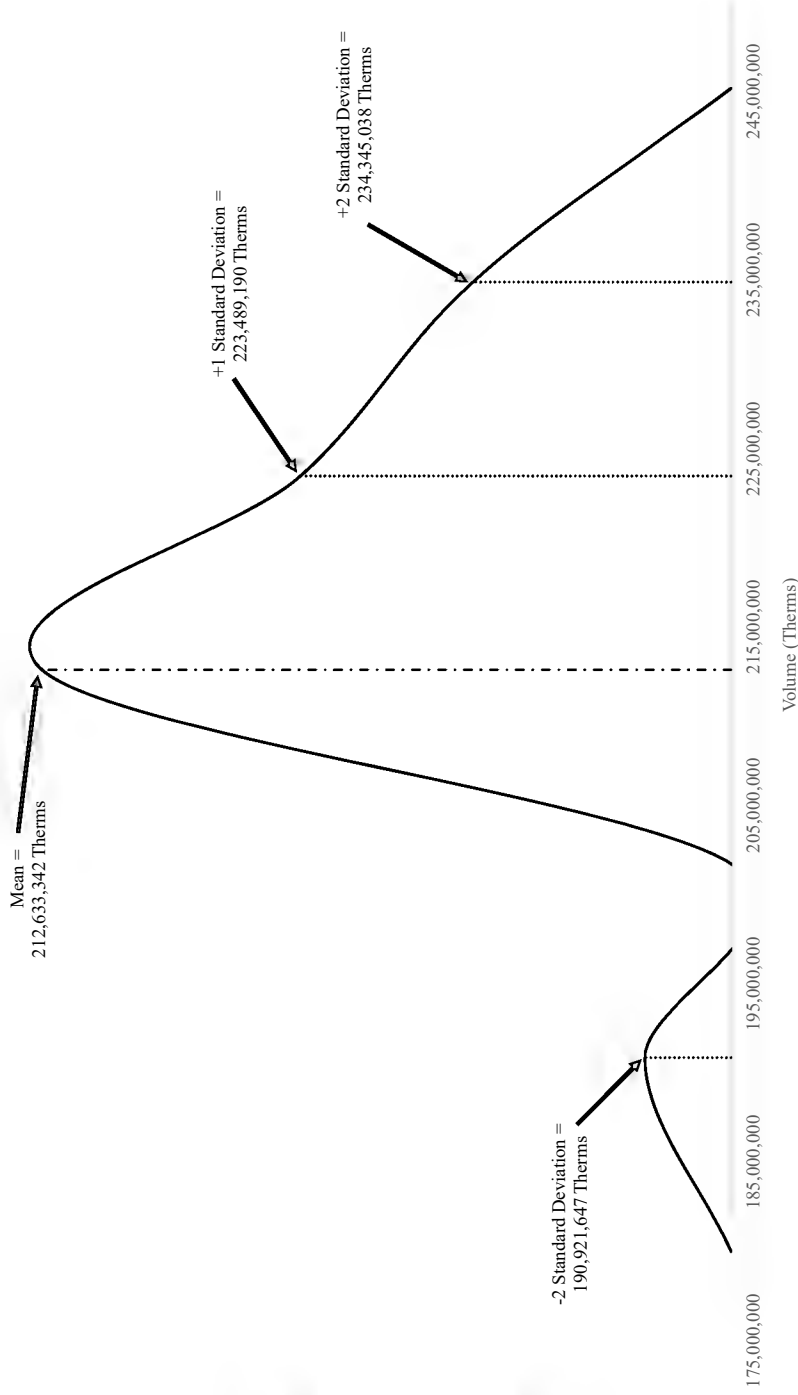
Transportation Customer Volumes (Therms) by Month
2007-2023



Transportation Customer Volumes (Therms) by Month

	January	February	March	April	May	June	July	August	September	October	November	December	TOTAL
2007	20,728,100	17,353,030	19,304,390	17,228,950	16,819,160	15,131,470	15,487,080	15,708,750	15,980,800	17,779,040	17,808,720	18,581,280	207,910,770
2008	21,185,980	19,058,950	20,630,630	18,177,290	16,592,040	15,338,600	14,734,520	15,113,210	14,971,860	16,652,130	15,686,460	18,418,580	206,560,250
2009	19,081,480	16,604,860	19,005,820	16,800,500	16,283,950	14,657,660	15,493,140	16,113,990	15,865,080	17,757,880	17,729,910	18,996,730	204,391,000
2010	18,497,460	16,071,400	18,443,050	17,462,690	17,789,050	16,232,900	15,896,080	16,213,620	15,025,770	16,765,890	17,144,860	17,130,860	202,673,630
2011	19,520,970	18,620,710	19,658,250	19,599,500	18,142,970	17,004,170	15,178,160	16,681,180	16,487,930	19,610,610	20,226,870	20,172,260	220,903,580
2012	21,045,390	19,846,760	22,156,450	18,551,700	17,673,960	15,424,300	14,426,200	15,967,470	16,288,830	18,787,570	18,691,860	19,097,680	217,958,170
2013	20,241,630	17,044,730	20,238,930	18,562,910	16,299,420	15,146,460	15,189,350	14,899,980	17,285,160	19,877,850	17,763,700	20,302,820	212,852,940
2014	20,147,020	18,819,580	18,891,630	17,274,100	15,919,890	16,927,250	15,459,320	15,160,630	15,314,980	16,798,170	18,650,370	19,301,440	208,664,380
2015	19,113,330	17,608,360	19,762,390	18,264,650	17,452,000	16,622,610	16,034,270	16,247,230	17,291,340	18,122,810	20,124,960	21,098,400	217,742,350
2016	21,347,800	19,639,320	21,475,290	17,481,460	18,759,150	17,492,200	17,518,870	17,402,970	17,134,030	19,265,780	17,379,780	22,787,170	227,683,820
2017	21,649,550	19,868,040	20,403,460	19,119,190	18,654,460	16,788,560	17,659,830	18,250,460	17,563,280	20,008,050	19,483,390	22,139,090	231,587,360
2018	19,926,430	20,288,910	21,705,420	18,924,870	17,825,720	16,729,740	17,257,950	17,561,220	16,768,630	19,221,650	17,855,310	20,605,610	224,671,460
2019	20,690,470	21,231,410	20,105,190	17,680,500	17,316,800	16,999,840	17,431,320	17,861,220	17,068,710	19,514,120	18,321,850	18,668,090	222,889,520
2020	19,423,440	18,815,930	19,625,610	13,734,590	13,888,770	15,153,560	15,614,680	16,173,670	15,707,580	17,889,160	17,443,190	19,630,860	203,101,040
2021	18,486,960	18,696,670	18,977,560	17,635,960	16,605,600	15,219,010	15,825,420	14,889,770	16,071,470	18,031,090	17,912,770	20,387,490	208,739,770
2022	19,201,150	18,172,600	18,360,640	19,371,430	17,874,470	15,216,490	14,200,690	16,213,970	15,636,750	15,273,310	18,464,950	19,263,460	207,249,910
2023	18,489,450	16,768,270	18,320,000	17,140,430	14,990,560	13,897,740	14,138,600	13,762,470	12,612,640	16,445,810	16,479,480	16,141,420	189,186,870
Max	21,649,550	21,231,410	22,156,450	19,599,500	18,759,150	17,492,200	17,659,830	18,250,460	17,563,280	20,008,050	20,226,870	22,787,170	231,587,360
Std. Dev. +3	23,083,372	22,811,323	23,333,180	21,865,073	20,832,938	18,961,329	19,145,507	19,674,775	19,677,754	22,264,186	21,594,553	24,516,824	245,200,886
Std. Dev. +2	22,031,593	21,374,402	22,164,566	20,518,102	19,553,095	17,934,662	18,009,661	18,493,415	18,472,911	20,878,103	20,419,279	22,868,534	234,345,038
Std. Dev. +1	20,979,815	19,937,481	20,995,951	19,171,131	18,273,253	16,907,994	16,873,815	17,312,055	17,268,069	19,492,020	19,244,005	21,220,245	223,489,190
Mean	19,928,036	18,500,561	19,827,336	17,824,160	16,993,410	15,881,327	15,737,969	16,130,695	16,063,226	18,105,936	18,068,731	19,571,955	212,633,342
Std. Dev. -1	18,876,257	17,063,640	18,658,721	16,477,189	15,713,567	14,854,660	14,602,123	14,949,335	14,858,383	16,719,853	16,893,457	17,923,666	201,777,495
Std. Dev. -2	17,824,479	15,626,719	17,490,106	15,130,218	14,433,725	13,827,992	13,466,278	13,767,975	13,653,541	15,333,770	15,718,183	16,275,376	190,921,647
Std. Dev. -3	16,772,700	14,189,798	16,321,491	13,783,247	13,153,882	12,801,325	12,330,432	12,586,615	12,448,698	13,947,687	14,542,909	14,627,087	180,065,799
Min	18,486,960	16,071,400	18,320,000	13,734,590	13,888,770	13,897,740	14,138,600	13,762,470	12,612,640	15,273,310	15,686,460	16,141,420	189,186,870
Std. Dev.	1,051,779	1,436,921	1,168,615	1,346,971	1,279,843	1,026,667	1,135,846	1,181,360	1,204,843	1,386,083	1,175,274	1,648,289	10,855,848

Annual Transportation Customer Volumes (Therms) 2007 - 2023



Statistical Summary	
Mean	212,633,342
Std. Error	2,632,930
Median	208,739,770
Mode	#N/A
Std. Dev.	10,855,848
Sample Var.	1.18E+14
Kurtosis	-0.0722
Skewness	-0.1118
Range	42,400,490
Minimum	189,186,870
Maximum	231,587,360
Sum	3.61E+09
Count	17

Distribution	Therms
Sigma -3	180,065,799
Sigma -2	190,921,647
Sigma -1	201,777,495
Mean	212,633,342
Sigma +1	223,489,190
Sigma +2	234,345,038
Sigma +3	245,200,886


Bin	Frequency
180,065,799	0
190,921,647	1
201,777,495	0
212,633,342	8
223,489,190	5
234,345,038	3
245,200,886	0
More	0

-3 Sigma		-2 Sigma		-1 Sigma		Mean		+1 Sigma		+2 Sigma		+3 Sigma	
X	Y	X	Y	X	Y	X	Y	X	Y	X	Y	X	Y
180,065,799	0	190,921,647	0	201,777,495	0	212,633,342	0	223,489,190	0	234,345,038	0	245,200,886	0
180,065,799	0	190,921,647	1	201,777,495	0	212,633,342	8	223,489,190	5	234,345,038	3	245,200,886	0

**Monthly and Annual Total Customer
Volumes (Therms)**

2007 – 2023

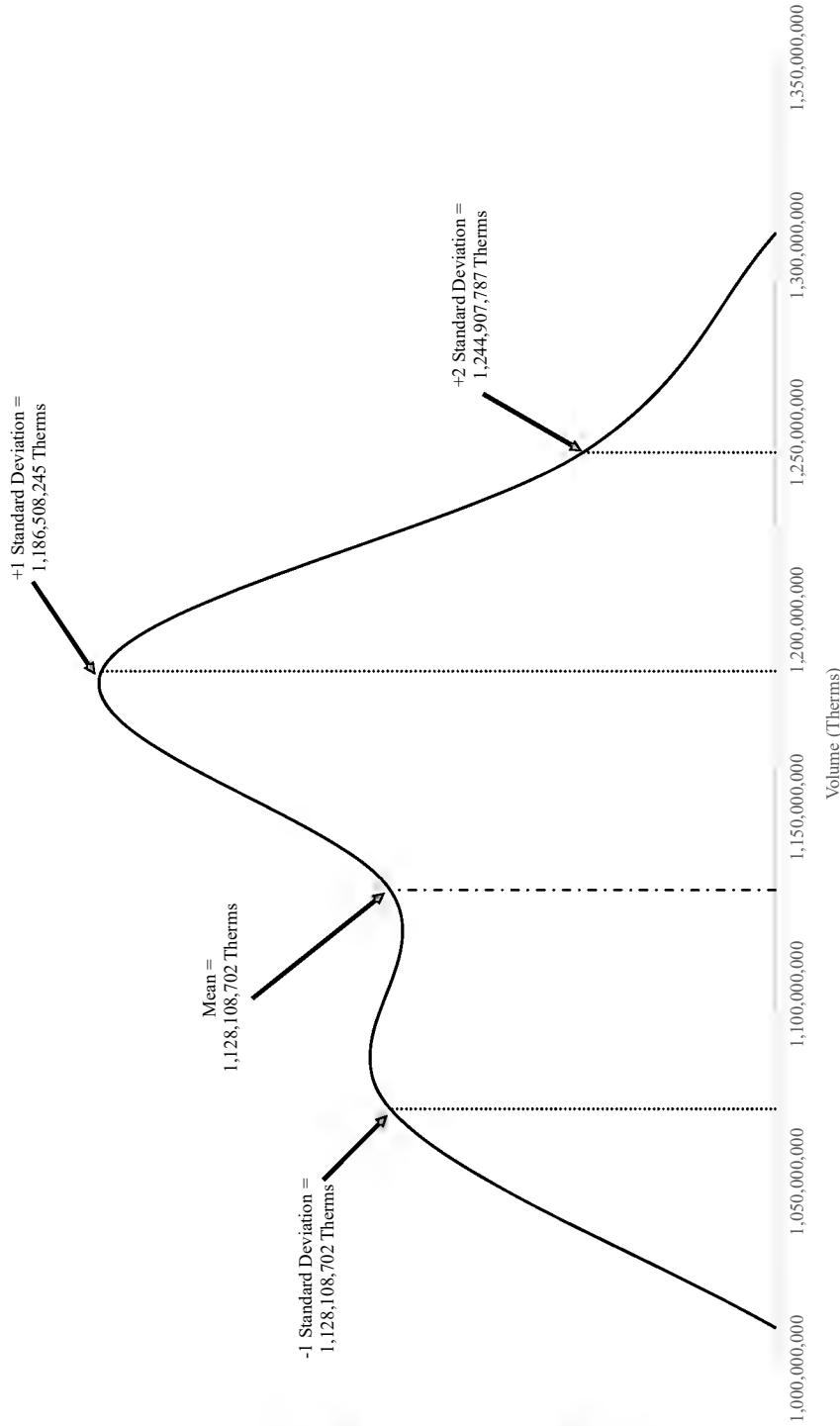
Total Customer Volumes (Therms) by Month
2007-2023



Total Customer Volumes (Therms) by Month

	January	February	March	April	May	June	July	August	September	October	November	December	TOTAL
2007	167,753,160	120,960,710	112,464,390	88,133,200	65,468,980	50,215,430	41,745,830	43,471,540	52,806,080	91,284,310	122,645,800	153,820,390	1,110,771,820
2008	169,158,130	130,047,750	134,548,490	108,111,790	69,146,360	60,189,720	43,256,500	43,105,230	49,162,350	84,665,070	98,809,280	166,181,850	1,156,382,520
2009	159,538,520	130,058,430	138,349,050	91,182,530	65,503,700	42,492,180	40,174,350	41,089,100	45,695,880	82,675,320	111,463,420	167,933,200	1,116,155,680
2010	120,607,160	104,697,690	108,653,890	91,567,000	74,823,600	53,765,370	44,458,960	44,096,450	47,108,970	76,913,340	126,407,260	139,742,890	1,032,842,580
2011	148,471,440	145,222,200	126,704,400	111,798,250	78,488,810	54,020,110	44,711,700	44,201,040	45,939,850	83,699,580	134,352,400	156,358,260	1,173,968,040
2012	162,282,150	133,174,380	138,031,140	86,470,190	68,240,570	55,340,230	43,560,490	43,181,290	47,302,900	82,775,730	116,110,080	149,492,340	1,125,961,490
2013	171,286,820	124,524,090	118,992,660	94,469,160	60,858,310	46,224,300	42,062,610	40,998,770	51,052,990	95,208,290	121,589,410	170,147,380	1,137,414,790
2014	149,257,920	146,828,640	114,471,770	83,321,800	56,125,760	48,810,130	41,011,580	39,759,660	43,672,920	63,113,250	127,000,020	138,347,280	1,051,720,730
2015	134,746,210	103,148,480	100,564,150	86,819,940	58,866,850	43,983,920	40,003,310	41,054,910	51,905,920	68,480,750	135,327,200	152,113,750	1,017,015,390
2016	151,420,930	118,246,440	116,576,350	69,707,430	59,144,020	49,227,500	44,652,040	43,595,790	50,917,220	81,225,970	98,891,980	180,334,700	1,063,940,370
2017	186,035,880	146,245,640	131,843,950	97,067,200	68,483,750	49,582,920	44,125,700	43,469,820	49,518,490	92,161,700	127,441,600	172,134,260	1,208,110,910
2018	145,858,120	149,629,220	131,538,720	97,640,820	56,729,800	51,041,240	43,533,080	44,162,010	50,757,360	88,421,440	117,489,220	153,879,030	1,130,680,060
2019	150,556,330	177,853,460	127,635,830	89,237,050	58,515,860	49,960,200	45,339,130	43,667,060	50,813,620	106,147,430	131,637,510	144,214,260	1,175,577,740
2020	152,271,620	145,039,830	139,382,090	82,910,710	58,360,510	50,272,490	43,404,650	42,907,120	45,125,610	85,371,780	127,514,220	149,105,160	1,121,665,790
2021	150,515,930	152,156,660	134,192,990	88,646,930	68,367,410	47,095,490	42,106,600	42,302,480	51,124,290	94,801,610	119,248,770	181,414,280	1,171,973,440
2022	167,341,490	142,169,350	123,440,490	113,520,200	82,893,230	52,624,210	42,585,640	42,675,120	45,312,250	71,528,970	151,905,310	178,346,560	1,214,342,820
2023	154,194,100	148,720,350	140,849,430	110,328,550	63,348,100	53,238,050	43,654,720	43,379,150	51,904,430	88,534,660	131,877,850	139,294,380	1,169,323,770
Max	186,035,880	177,853,460	140,849,430	113,520,200	82,893,230	60,189,720	45,339,130	44,201,040	52,806,080	106,147,430	151,905,310	181,414,280	1,214,342,820
Std. Dev. +3	200,546,242	192,498,061	161,846,299	128,910,100	88,865,289	63,354,139	47,713,313	46,674,365	57,502,182	116,208,337	162,674,607	202,481,714	1,303,307,329
Std. Dev. +2	185,487,610	173,797,204	149,823,803	117,134,865	81,074,224	59,061,259	46,130,187	45,373,430	54,611,673	105,648,875	149,620,548	187,788,985	1,244,907,787
Std. Dev. +1	170,428,979	155,096,347	137,801,307	105,359,631	73,283,160	54,768,379	44,547,061	44,072,496	51,721,164	95,089,414	136,566,490	173,096,256	1,186,508,245
Mean	155,370,348	136,395,489	125,778,811	93,584,397	65,492,095	50,475,499	42,963,935	42,771,561	48,830,655	84,529,953	123,512,431	158,403,528	1,128,108,702
Std. Dev. -1	140,311,716	117,694,632	113,756,315	81,809,163	57,701,031	46,182,619	41,380,809	41,470,627	45,940,146	73,970,492	110,458,373	143,710,799	1,069,709,160
Std. Dev. -2	125,253,085	98,993,775	101,733,819	70,033,929	49,909,966	41,889,739	39,797,682	40,169,692	43,049,637	63,411,031	97,404,314	129,018,070	1,011,309,618
Std. Dev. -3	110,194,454	80,292,918	89,711,324	58,258,694	42,118,902	37,596,860	38,214,556	38,868,758	40,159,127	52,851,569	84,350,256	114,325,341	952,910,075
Min	120,607,160	103,148,480	100,564,150	69,707,430	56,125,760	42,492,180	40,003,310	39,759,660	43,672,920	63,113,250	98,809,280	138,347,280	1,017,015,390
Std. Dev.	15,058,631	18,700,857	12,022,496	11,775,234	7,791,064	4,292,880	1,583,126	1,300,935	2,890,509	10,559,461	13,054,058	14,692,729	58,399,542

Annual Total Customer Volumes (Therms) 2007 - 2023



Statistical Summary	
Mean	1,128,108,702
Std. Error	14,163,970
Median	1,130,680,060
Mode	#N/A
Std. Dev.	58,399,542
Sample Var.	3.41E+15
Kurtosis	-0.5347
Skewness	-0.5044
Range	197,327,430
Minimum	1,017,015,390
Maximum	1,214,342,820
Sum	1.92E+10
Count	17

Distribution	Therms
Sigma -3	952,910,075
Sigma -2	1,011,309,618
Sigma -1	1,069,709,160
Mean	1,128,108,702
Sigma +1	1,186,508,245
Sigma +2	1,244,907,787
Sigma +3	1,303,307,329

Bin	Frequency
952,910,075	0
1,011,309,618	0
1,069,709,160	4
1,128,108,702	4
1,186,508,245	7
1,244,907,787	2
1,303,307,329	0
More	0

-3 Sigma		-2 Sigma		-1 Sigma		Mean		+1 Sigma		+2 Sigma		+3 Sigma	
X	Y	X	Y	X	Y	X	Y	X	Y	X	Y	X	Y
952,910,075	0	1,011,309,618	0	1,069,709,160	0	1,128,108,702	0	1,186,508,245	0	1,244,907,787	0	1,303,307,329	0
952,910,075	0	1,011,309,618	0	1,069,709,160	4	1,128,108,702	4	1,186,508,245	7	1,244,907,787	2	1,303,307,329	0


**Monthly and Annual Customer
Emissions (mtCO₂e)**

2007 – 2023

**Monthly and Annual Firm and Interruptible Customer
Emissions (mtCO₂e)**

2007 – 2023

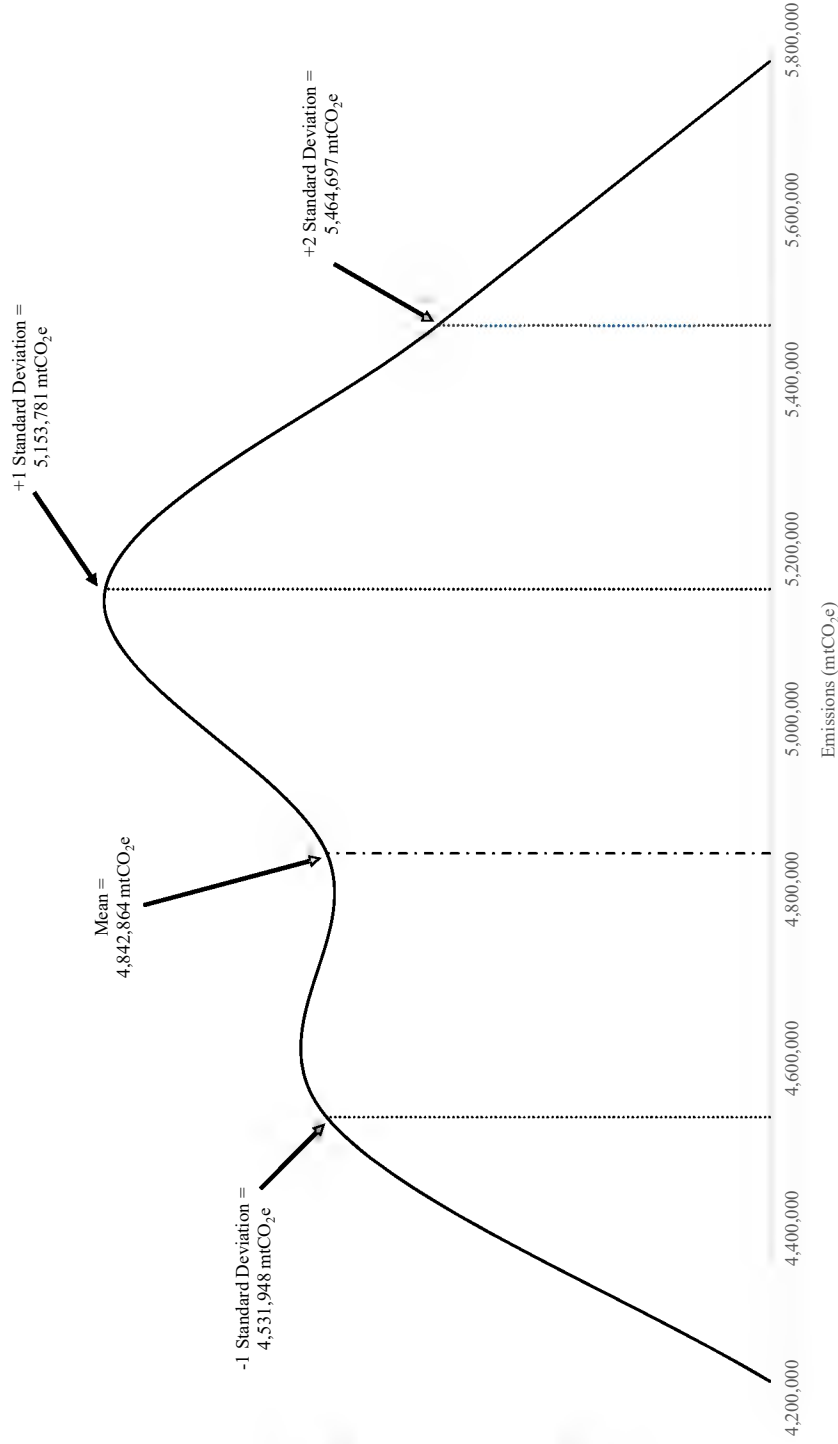
Firm and Interruptible Customer Emissions (mtCO₂e) by Month
2007-2023



Firm and Interruptible Customer Emissions (mtCO₂e) by Month

	January	February	March	April	May	June	July	August	September	October	November	December	TOTAL
2007	777,763	548,085	492,816	375,094	257,358	185,594	138,909	146,865	194,806	388,843	554,588	715,415	4,776,135
2008	782,773	587,131	602,625	475,754	278,012	237,262	150,881	148,078	180,868	359,788	439,720	781,668	5,024,560
2009	743,018	600,169	631,326	393,481	260,372	147,245	130,564	132,118	157,805	343,413	495,850	787,874	4,823,235
2010	540,160	468,833	477,215	392,012	301,713	198,547	151,098	147,500	169,720	318,180	577,998	648,618	4,391,594
2011	682,148	669,722	566,274	487,731	319,229	195,814	156,232	145,580	155,801	339,031	603,724	720,424	5,041,711
2012	747,142	599,503	612,977	359,289	267,497	211,155	154,120	143,961	164,064	338,497	515,342	689,788	4,803,338
2013	799,029	568,566	522,407	401,544	235,717	164,402	142,160	138,063	178,632	398,498	549,238	792,678	4,890,932
2014	682,997	677,168	505,619	349,392	212,689	168,660	135,171	130,129	150,014	245,007	573,170	629,752	4,459,768
2015	611,698	452,507	427,441	362,657	219,085	144,741	126,796	131,233	183,111	266,394	609,420	693,071	4,228,154
2016	688,087	521,632	503,085	276,275	213,636	167,880	143,534	138,560	178,713	327,769	431,200	833,426	4,423,797
2017	869,604	668,538	589,520	412,345	263,597	173,482	140,004	133,410	169,043	381,693	571,099	793,474	5,165,810
2018	666,179	684,210	581,018	416,407	205,803	181,508	138,995	140,718	179,800	366,067	527,063	705,016	4,792,785
2019	686,990	828,531	568,837	378,534	217,943	174,360	147,632	136,513	178,511	458,290	599,440	664,139	5,039,721
2020	702,767	667,724	633,512	365,942	235,256	185,779	147,009	141,420	155,621	356,983	582,276	684,919	4,859,208
2021	698,433	706,003	609,490	375,648	273,820	168,627	139,027	145,013	185,429	406,116	536,067	851,832	5,095,506
2022	783,662	655,943	555,872	498,047	343,949	197,887	150,156	139,979	156,983	297,592	705,900	841,550	5,327,521
2023	717,878	698,027	648,181	492,965	255,811	208,110	156,140	156,672	207,854	381,350	610,457	651,479	5,184,924
Max	869,604	828,531	648,181	498,047	343,949	237,262	156,232	156,672	207,854	458,290	705,900	851,832	5,327,521
Std. Dev. +3	946,018	907,104	749,228	578,200	374,367	233,782	170,082	162,199	219,983	508,090	755,868	952,752	5,775,614
Std. Dev. +2	869,508	812,624	686,313	519,057	335,097	230,189	161,396	155,110	204,435	455,854	689,844	879,974	5,464,697
Std. Dev. +1	792,999	718,144	623,398	459,915	295,828	206,596	152,711	148,020	188,888	403,619	623,821	807,197	5,153,781
Mean	716,490	623,664	560,483	400,772	256,558	183,003	144,025	140,930	173,340	351,383	557,797	734,419	4,842,865
Std. Dev. -1	639,980	529,184	497,569	341,629	217,288	159,410	135,340	133,841	157,792	299,147	491,774	661,641	4,531,948
Std. Dev. -2	563,471	434,705	434,654	282,486	178,019	135,817	126,654	126,751	142,244	246,912	425,750	588,864	4,221,032
Std. Dev. -3	486,962	340,225	371,739	223,343	138,749	112,224	117,969	119,661	126,696	194,676	359,727	516,086	3,910,115
Min	540,160	452,507	427,441	276,275	205,803	144,741	126,796	130,129	150,014	245,007	431,200	629,752	4,228,154
Std. Dev.	76,509	94,480	62,915	59,143	39,270	23,593	8,686	7,090	15,548	52,236	66,023	72,778	310,916

Annual Firm and Interruptible Customer Emissions (mtCO₂e)
2007 - 2023



Statistical Summary	
Mean	4,842,865
Std. Error	75,408
Median	4,859,208
Mode	#N/A
Std. Dev.	310,916
Sample Var.	9.67E+10
Kurtosis	-0.4933
Skewness	-0.5402
Range	1,099,367
Minimum	4,228,154
Maximum	5,327,521
Sum	8.23E+07
Count	17

Distribution	mtCO ₂ e
Sigma -3	3,910,115
Sigma -2	4,221,032
Sigma -1	4,531,948
Mean	4,842,865
Sigma +1	5,153,781
Sigma +2	5,464,697
Sigma +3	5,775,614

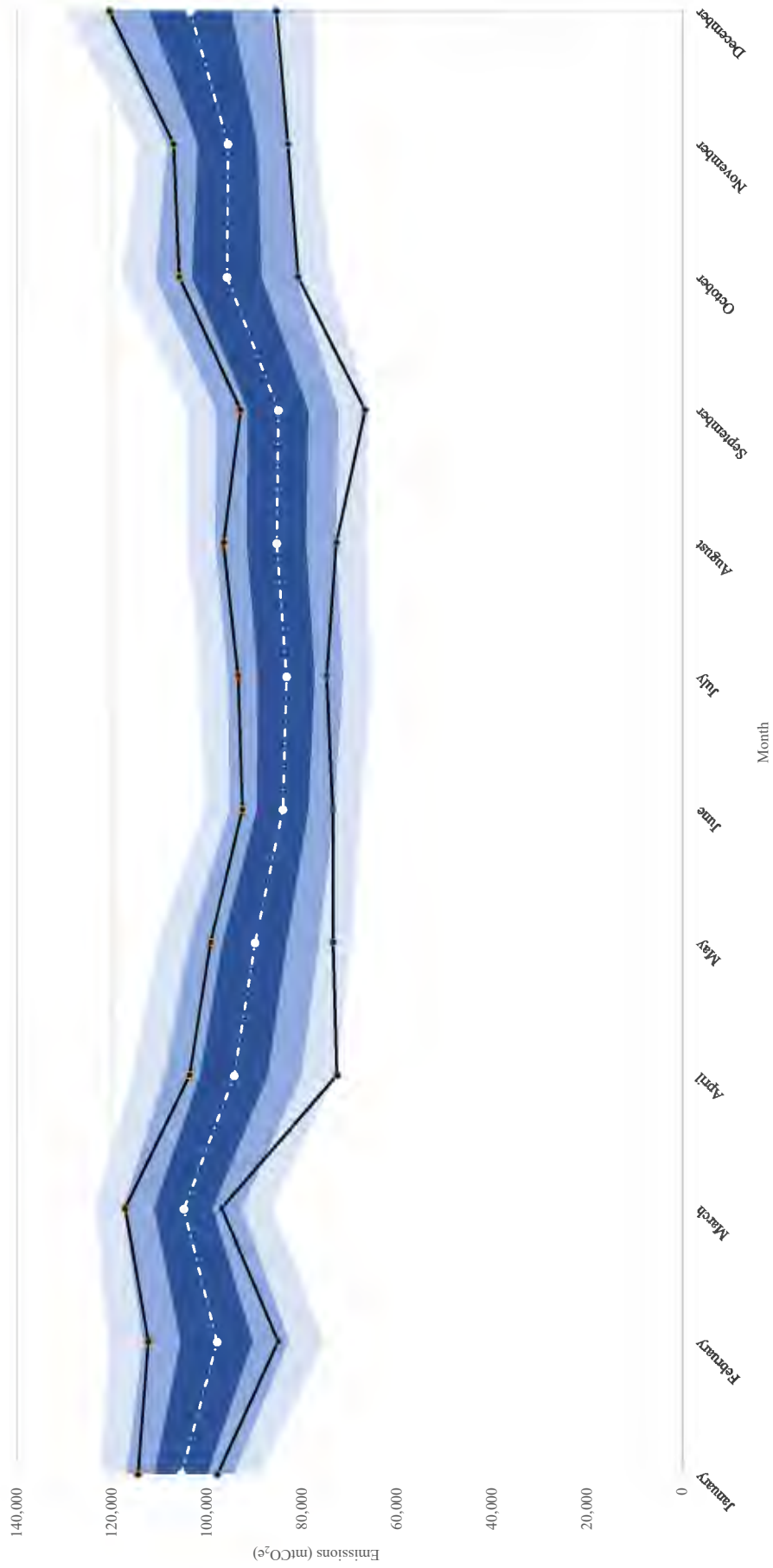
Bin	Frequency
3,910,115	0
4,221,032	0
4,531,948	4
4,842,865	4
5,153,781	6
5,464,697	3
5,775,614	0
More	0

-3 Sigma		-2 Sigma		-1 Sigma		Mean		+1 Sigma		+2 Sigma		+3 Sigma	
X	Y	X	Y	X	Y	X	Y	X	Y	X	Y	X	Y
3,910,115	0	4,221,032	0	4,531,948	0	4,842,865	0	5,153,781	0	5,464,697	0	5,775,614	0
3,910,115	0	4,221,032	0	4,531,948	4	4,842,865	4	5,153,781	6	5,464,697	3	5,775,614	0

**Monthly and Annual Transportation Customer
Emissions (mtCO₂e)**

2007 – 2023

Transportation Customer Emissions (mtCO₂e) by Month
2007-2023



Transportation Customer Emissions (mtCO₂e) by Month

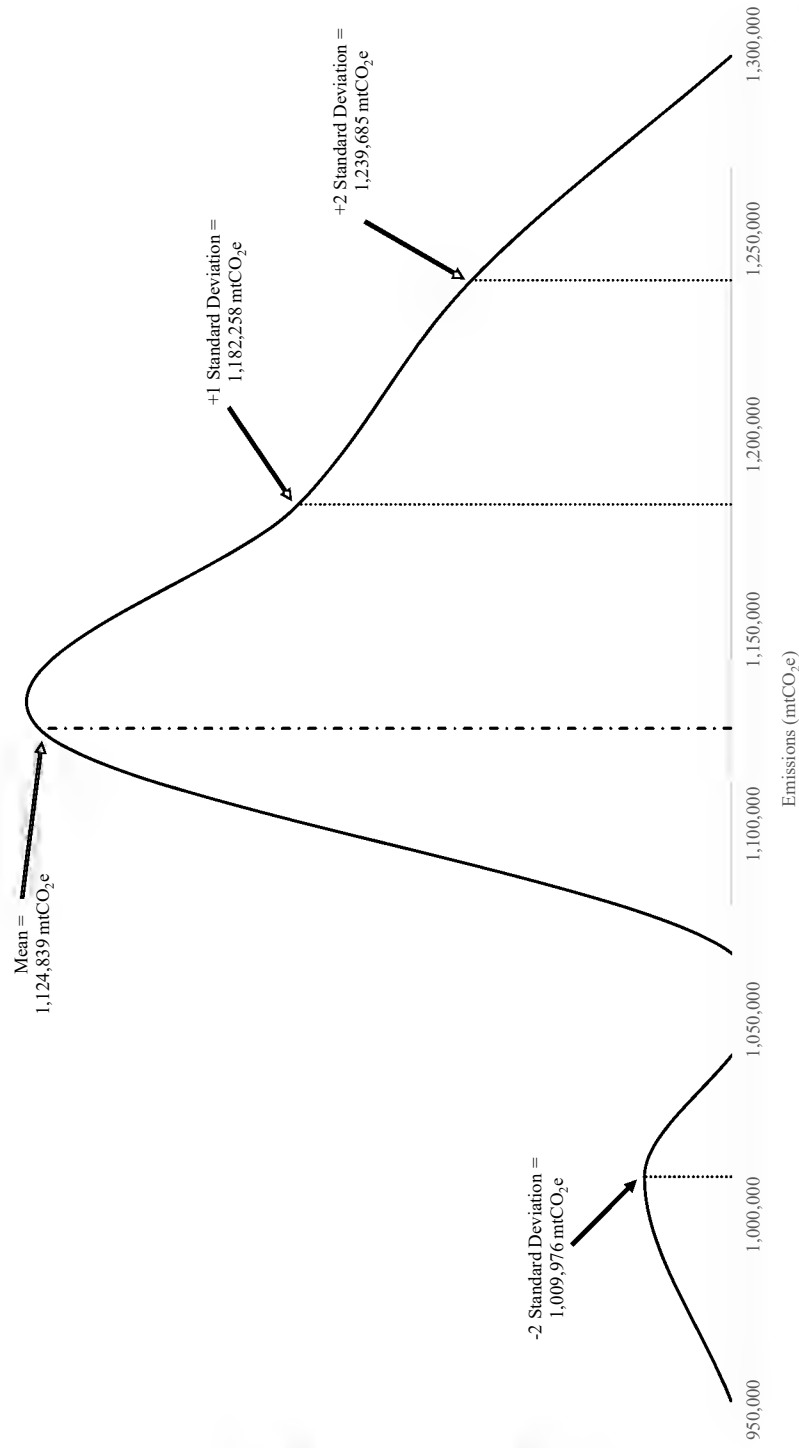
	January	February	March	April	May	June	July	August	September	October	November	December	TOTAL
2007	109,652	91,798	102,120	91,141	88,973	80,045	81,927	83,099	84,538	94,051	94,208	98,295	1,099,848
2008	112,074	100,822	109,136	96,158	87,772	81,141	77,946	79,949	79,201	88,090	82,981	97,434	1,092,704
2009	100,941	87,840	100,541	88,875	86,142	77,539	81,959	85,243	83,926	93,939	93,791	100,493	1,081,228
2010	97,852	85,018	97,564	92,378	94,104	85,872	84,090	85,770	79,486	88,692	90,696	90,622	1,072,144
2011	103,266	98,504	103,992	103,681	95,976	89,952	80,292	88,243	87,221	103,740	107,000	106,711	1,168,580
2012	111,330	104,989	117,208	98,138	93,495	81,595	76,315	84,468	86,168	99,386	98,880	101,027	1,152,999
2013	107,078	90,167	107,064	98,198	86,224	80,125	80,352	78,821	91,438	105,154	93,970	107,402	1,125,992
2014	106,578	99,556	99,937	91,380	84,216	89,545	81,780	80,200	81,016	88,862	98,660	102,105	1,103,835
2015	101,110	93,148	104,543	96,620	92,321	87,934	84,821	85,948	91,471	95,870	106,461	111,611	1,151,857
2016	112,930	103,892	113,604	92,477	99,236	92,534	92,675	92,062	90,639	101,916	91,939	120,544	1,204,447
2017	114,526	105,102	107,934	101,141	98,682	88,811	93,421	96,545	92,910	105,843	103,067	117,116	1,225,097
2018	105,411	107,328	114,822	100,113	94,298	88,500	91,295	92,899	88,706	101,683	94,455	109,004	1,188,512
2019	109,453	112,314	106,356	93,530	91,606	89,929	92,212	94,486	90,293	103,230	96,923	98,754	1,179,086
2020	102,750	99,536	103,819	72,656	73,472	80,162	82,602	85,559	83,093	94,634	92,274	103,847	1,074,405
2021	97,796	98,905	100,391	93,294	87,844	80,509	83,716	78,767	85,018	95,384	94,759	107,850	1,104,233
2022	101,574	96,133	97,128	102,475	94,556	80,495	75,122	85,772	82,718	80,796	97,680	101,904	1,096,352
2023	97,809	88,704	96,913	90,673	79,300	73,519	74,793	72,803	66,721	86,998	87,176	85,388	1,000,799
Max	114,526	112,314	117,208	103,681	99,236	92,534	93,421	96,545	92,910	105,843	107,000	120,544	1,225,097
Std. Dev. +3	122,111	120,672	123,433	115,666	110,206	100,305	101,280	104,080	104,095	117,778	114,235	129,694	1,297,113
Std. Dev. +2	116,547	113,071	117,251	108,541	103,436	94,874	95,271	97,830	97,722	110,445	108,018	120,975	1,239,685
Std. Dev. +1	110,983	105,469	111,069	101,415	96,666	89,443	89,262	91,581	91,348	103,113	101,801	112,255	1,182,258
Mean	105,419	97,868	104,887	94,290	89,895	84,012	83,254	85,331	84,974	95,780	95,584	103,536	1,124,830
Std. Dev. -1	99,855	90,267	98,705	87,164	83,125	78,581	77,245	79,082	78,601	88,448	89,366	94,816	1,067,403
Std. Dev. -2	94,291	82,665	92,523	80,039	76,354	73,150	71,237	72,833	72,227	81,116	83,149	86,097	1,009,976
Std. Dev. -3	88,728	75,064	86,341	72,913	69,584	67,719	65,228	66,583	65,854	73,783	76,932	77,377	952,548
Min	97,796	85,018	96,913	72,656	73,472	73,519	74,793	72,803	66,721	80,796	82,981	85,388	1,000,799
Std. Dev.	5,564	7,601	6,182	7,125	6,770	5,431	6,009	6,249	6,374	7,332	6,217	8,719	57,427

Annual Transportation Customer Emissions (mtCO₂e)
2007 - 2023

Statistical Summary	
Mean	1,124,830
Std. Error	13,928
Median	1,104,233
Mode	#N/A
Std. Dev.	57,427
Sample Var.	3.30E+09
Kurtosis	-0.0722
Skewness	-0.1118
Range	224,299
Minimum	1,000,799
Maximum	1,225,097
Sum	1.91E+07
Count	17

Distribution	mtCO ₂ e
Sigma -3	952,548
Sigma -2	1,009,976
Sigma -1	1,067,403
Mean	1,124,830
Sigma +1	1,182,258
Sigma +2	1,239,685
Sigma +3	1,297,113

Bin	Frequency
952,548	0
1,009,976	1
1,067,403	0
1,124,830	8
1,182,258	5
1,239,685	3
1,297,113	0
More	0




X	-3 Sigma		-2 Sigma		-1 Sigma		Mean		+1 Sigma		+2 Sigma		+3 Sigma	
	X	Y	X	Y	X	Y	X	Y	X	Y	X	Y	X	Y
952,548	0	1,009,976	0	1,067,403	0	1,124,830	0	1,182,258	0	1,239,685	0	1,297,113	0	0
952,548	0	1,009,976	1	1,067,403	0	1,124,830	8	1,182,258	5	1,239,685	3	1,297,113	0	0

**Monthly and Annual Total Customer
Emissions (mtCO₂e)**

2007 – 2023

Total Customer Emissions (mtCO₂e) by Month
2007-2023



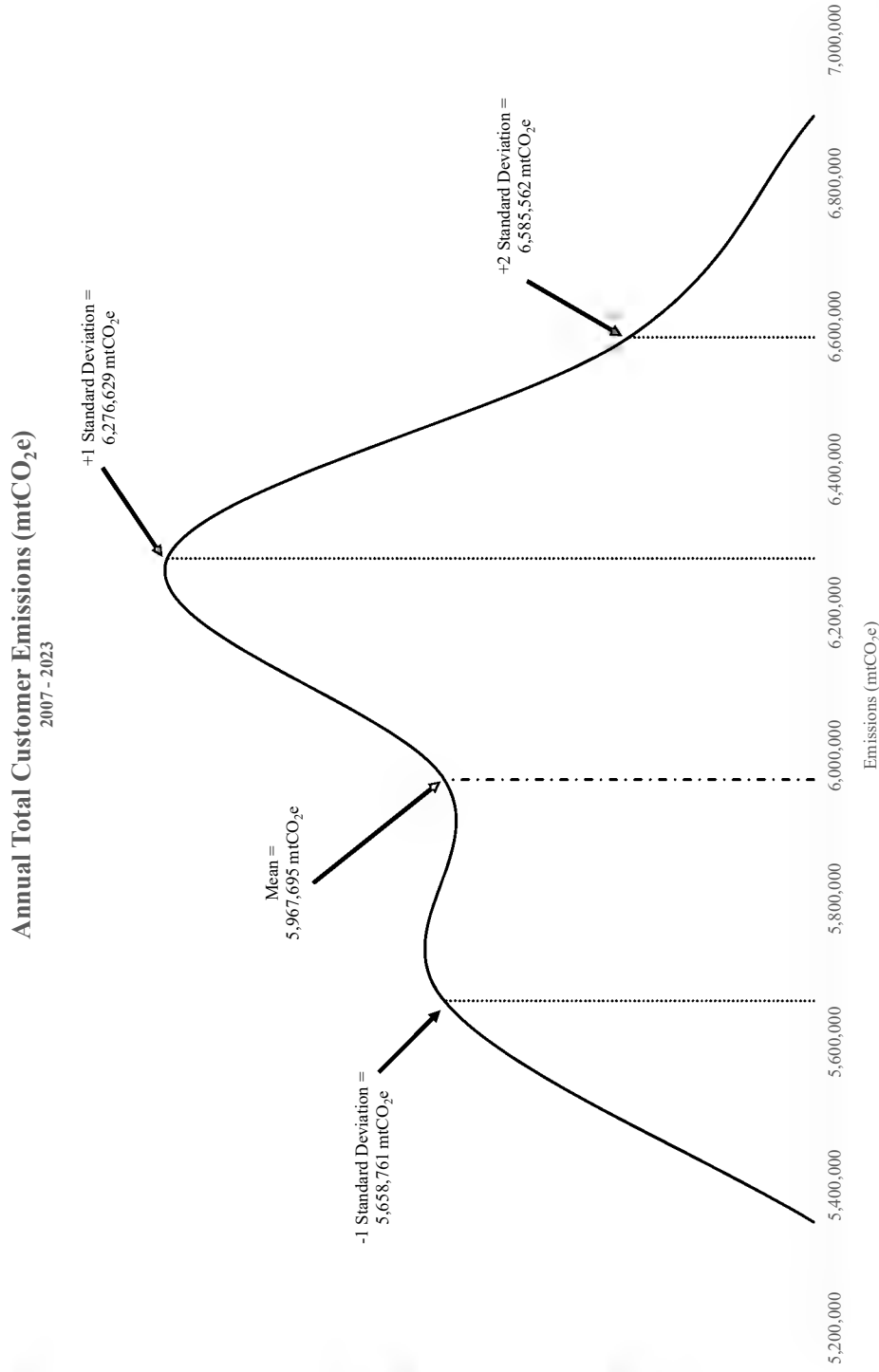
Total Customer Emissions (mtCO₂e) by Month

	January	February	March	April	May	June	July	August	September	October	November	December	TOTAL
2007	887,414	639,882	594,937	466,235	346,331	265,640	220,835	229,964	279,344	482,894	648,796	813,710	5,875,983
2008	894,847	687,953	711,762	571,911	365,784	318,404	228,827	228,027	260,069	447,878	522,701	879,102	6,117,264
2009	843,959	688,009	731,866	482,356	346,515	224,784	212,522	217,361	241,731	437,352	589,641	888,367	5,904,464
2010	638,012	553,851	574,779	484,389	393,817	284,419	235,188	233,270	249,206	406,872	668,694	739,240	5,463,737
2011	785,414	768,225	670,266	591,413	415,206	285,766	236,525	233,824	243,022	442,771	710,724	827,135	6,210,291
2012	858,473	704,492	730,185	457,427	360,993	292,750	230,435	228,429	250,232	437,884	614,222	790,814	5,956,336
2013	906,107	658,732	629,471	499,742	321,940	244,527	222,511	216,883	270,070	503,652	643,208	900,080	6,016,924
2014	789,574	776,724	605,556	440,772	296,905	258,206	216,951	210,329	231,030	333,869	671,830	731,857	5,563,603
2015	712,807	545,655	531,984	459,277	311,406	232,675	211,618	217,180	274,582	362,263	715,881	804,682	5,380,011
2016	801,017	625,524	616,689	368,752	312,872	260,413	236,209	230,622	269,352	429,685	523,139	953,971	5,628,245
2017	984,130	773,639	697,454	513,485	362,279	262,294	233,425	229,955	261,953	487,535	674,166	910,590	6,390,907
2018	771,589	791,539	695,840	516,520	300,101	270,008	230,290	233,617	268,506	467,749	621,518	814,020	5,981,298
2019	796,443	940,845	675,194	472,064	309,549	264,289	239,844	230,999	268,804	561,520	696,362	762,893	6,218,806
2020	805,517	767,261	737,331	438,598	308,727	265,941	229,611	226,979	238,714	451,617	674,550	788,766	5,933,612
2021	796,229	804,909	709,881	468,942	361,664	249,135	222,744	223,780	270,447	501,501	630,826	959,682	6,199,739
2022	885,236	752,076	653,000	600,522	438,505	278,382	225,278	225,751	239,702	378,388	803,579	943,453	6,423,874
2023	815,687	786,731	745,093	583,638	335,111	281,629	230,933	229,476	274,574	468,348	697,634	736,867	6,185,723
Max	984,130	940,845	745,093	600,522	438,505	318,404	239,844	233,824	279,344	561,520	803,579	959,682	6,423,874
Std. Dev. +3	1,060,890	1,018,315	856,167	681,934	470,097	335,143	252,403	246,907	304,187	614,742	860,549	1,071,128	6,894,496
Std. Dev. +2	981,229	919,387	792,568	619,643	428,883	312,434	244,029	240,025	288,896	558,883	791,493	993,404	6,585,562
Std. Dev. +1	901,569	820,460	728,969	557,352	387,668	289,725	235,654	233,144	273,605	503,023	722,437	915,679	6,276,629
Mean	821,909	721,532	665,370	495,061	346,453	267,015	227,279	226,262	258,314	447,163	653,381	837,955	5,967,695
Std. Dev. -1	742,249	622,605	601,771	432,770	305,238	244,306	218,904	219,380	243,023	391,304	584,325	760,230	5,658,761
Std. Dev. -2	662,589	523,677	538,172	370,479	264,024	221,597	210,530	212,498	227,733	335,444	515,269	682,506	5,349,828
Std. Dev. -3	582,929	424,750	474,573	308,188	222,809	198,887	202,155	205,616	212,442	279,585	446,213	604,781	5,040,894
Min	638,012	545,655	531,984	368,752	296,905	224,784	211,618	210,329	231,030	333,869	522,701	731,857	5,380,011
Std. Dev.	79,660	98,928	63,599	62,291	41,215	22,709	8,375	6,882	15,291	55,860	69,056	77,725	308,934

Statistical Summary	
Mean	5,967,695
Std. Error	74,927
Median	5,981,298
Mode	#N/A
Std. Dev.	308,934
Sample Var.	9.54E+10
Kurtosis	-0.5347
Skewness	-0.5044
Range	1,043,862
Minimum	5,380,011
Maximum	6,423,874
Sum	1.01E+08
Count	17

Distribution	mtCO ₂ e
Sigma -3	5,040,894
Sigma -2	5,349,828
Sigma -1	5,658,761
Mean	5,967,695
Sigma +1	6,276,629
Sigma +2	6,585,562
Sigma +3	6,894,496

Bin	Frequency
5,040,894	0
5,349,828	0
5,658,761	4
5,967,695	4
6,276,629	7
6,585,562	2
6,894,496	0
More	0




-3 Sigma		-2 Sigma		-1 Sigma		Mean		+1 Sigma		+2 Sigma		+3 Sigma	
X	Y	X	Y	X	Y	X	Y	X	Y	X	Y	X	Y
5,040,894	0	5,349,828	0	5,658,761	0	5,967,695	0	6,276,629	0	6,585,562	0	6,894,496	0
5,040,894	0	5,349,828	0	5,658,761	4	5,967,695	4	6,276,629	7	6,585,562	2	6,894,496	0

Monthly and Annual Heating Degree Days (HDD)

2007 – 2023

Heating Degree Days (HDD65) by Month
2007-2023



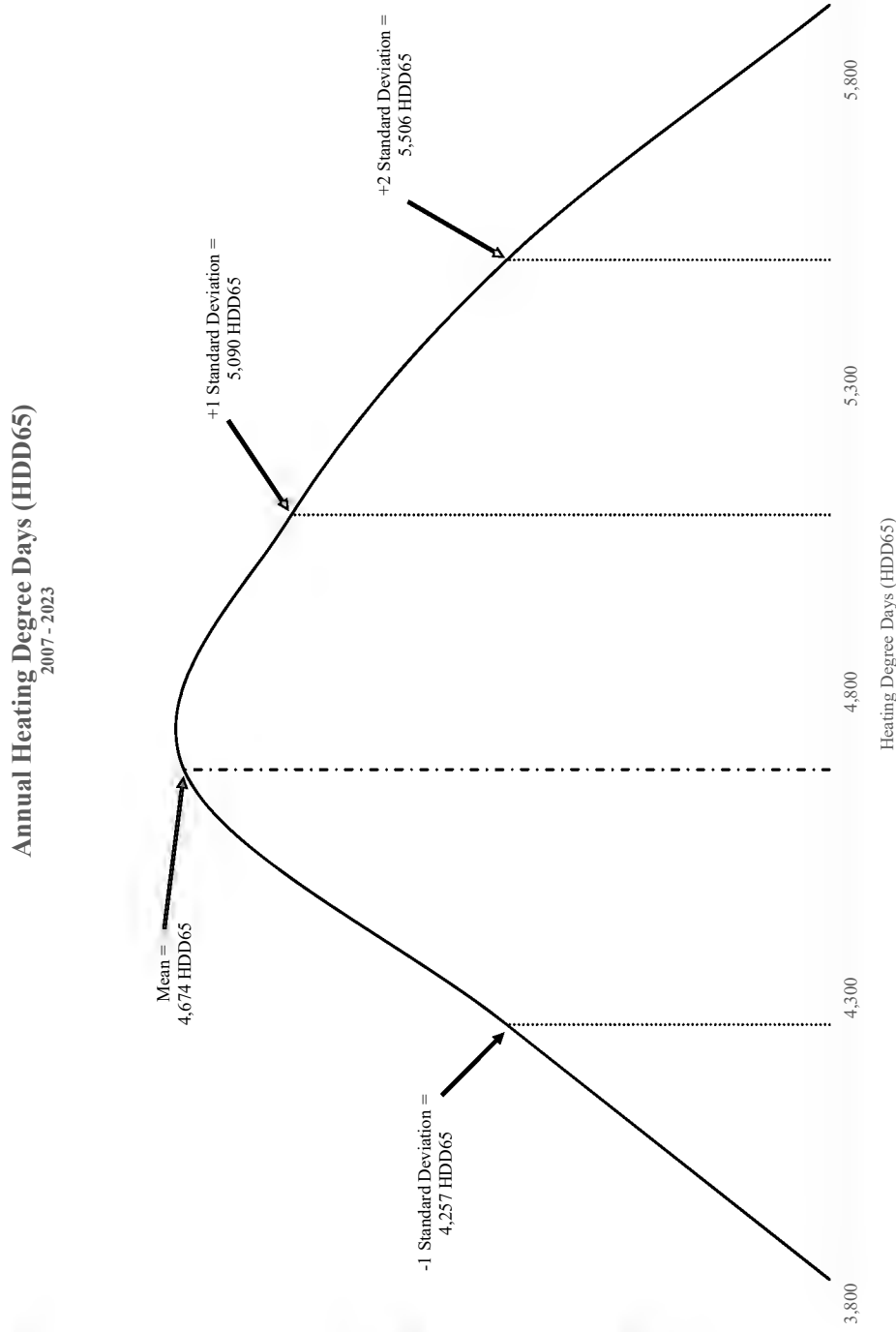
Total Heating Degree Days (HDD65) by Month

	January	February	March	April	May	June	July	August	September	October	November	December	TOTAL
2007	833	610	565	464	302	176	19	49	193	462	625	778	5,077
2008	820	630	692	568	306	252	71	77	144	422	482	866	5,330
2009	812	660	725	486	294	95	41	59	122	404	556	841	5,095
2010	562	515	564	486	388	224	113	95	155	377	652	683	4,815
2011	716	726	624	596	406	199	80	44	96	412	659	788	5,346
2012	778	629	684	436	317	220	68	31	110	360	549	733	4,914
2013	827	581	539	444	235	77	23	8	114	432	519	774	4,572
2014	666	657	536	405	213	126	21	13	63	239	583	624	4,145
2015	629	457	457	428	213	44	8	18	165	260	636	694	4,007
2016	664	516	510	287	189	123	34	32	137	340	428	841	4,102
2017	846	672	601	451	258	125	19	5	102	389	564	780	4,811
2018	629	673	589	419	172	125	17	25	117	366	494	653	4,278
2019	626	795	541	392	180	114	24	8	116	445	561	634	4,436
2020	624	622	646	398	228	143	47	22	68	348	566	647	4,358
2021	656	671	614	362	285	100	24	48	132	413	519	845	4,668
2022	744	643	576	554	395	166	32	11	53	255	692	815	4,936
2023	671	683	648	511	189	135	14	16	133	346	604	609	4,560
Max	846	795	725	596	406	252	113	95	193	462	692	866	5,346
Std. Dev. +3	986	875	806	685	498	311	124	111	228	568	780	1,004	5,923
Std. Dev. +2	895	794	735	607	422	255	96	85	192	502	710	916	5,506
Std. Dev. +1	803	713	665	530	345	199	67	59	155	435	640	829	5,090
Mean	712	632	595	452	269	144	38	33	119	369	570	741	4,674
Std. Dev. -1	621	550	525	375	192	88	10	7	82	302	500	654	4,257
Std. Dev. -2	529	469	454	297	116	32	-19	-19	46	236	430	566	3,841
Std. Dev. -3	438	388	384	219	39	-23	-48	-45	9	170	360	479	3,425
Min	562	457	457	287	172	44	8	5	53	239	428	609	4,007
Std. Dev.	91	81	70	78	77	56	29	26	36	66	70	88	416

Statistical Summary	
Mean	4,674
Std. Error	101
Median	4,668
Mode	#N/A
Std. Dev.	416
Sample Var.	1.73E+05
Kurtosis	-1.0021
Skewness	0.0247
Range	1,338
Minimum	4,007
Maximum	5,346
Sum	7.95E+04
Count	17

Distribution	HDD65
Sigma -3	3,425
Sigma -2	3,841
Sigma -1	4,257
Mean	4,674
Sigma +1	5,090
Sigma +2	5,506
Sigma +3	5,923

Bin	Frequency
3,425	0
3,841	0
4,257	3
4,674	6
5,090	5
5,506	3
5,923	0
More	0



X	-3 Sigma		-2 Sigma		-1 Sigma		Mean		+1 Sigma		+2 Sigma		+3 Sigma	
	X	Y	X	Y	X	Y	X	Y	X	Y	X	Y	X	Y
3,425	0	3,841	0	4,257	0	4,674	0	5,090	0	5,506	0	5,923	0	
3,425	0	3,841	0	4,257	3	4,674	6	5,090	5	5,506	3	5,923	0	

Conversion Factor (Therms to mtCO₂e)

Conversion Factor (Therms to mtCO₂e)

Carbon dioxide emissions per therm are determined by converting million British thermal units (mmbtu) to therms, then multiplying the carbon coefficient times the fraction oxidized times the ratio of the molecular weight of carbon dioxide to carbon (44/12). 0.1 mmbtu equals one therm (EIA 2023). The average carbon coefficient of pipeline natural gas burned in 2021 is 14.43 kg carbon per mmbtu (EPA 2023). The fraction oxidized to CO₂ is assumed to be 100 percent (IPCC 2006).

$$1 \text{ therm} = \frac{0.1 \text{ mmbtu}}{1 \text{ therm}} \times \frac{14.43 \text{ kg C}}{1 \text{ mmbtu}} \times \frac{44 \text{ kg CO}_2}{12 \text{ kg C}} \times \frac{1 \text{ metric ton}}{1,000 \text{ kg}} = 0.00529 \frac{\text{metric tons CO}_2}{\text{therm}}$$

Sources: U.S. Energy Information Administration, "Monthly Energy Review July 2024," at Table A4: Approximate Heat Content of Natural Gas for End-Use Sector Consumption (July 2024), available at <https://www.eia.gov/totalenergy/data/monthly/pdf/mer.pdf>.

U.S. Environmental Protection Agency, "Inventory of U.S. Greenhouse Gas Emissions and Sinks: 1990-2021," at Annex 2 (Methodology for estimating CO₂ emissions from fossil fuel combustion), Table A-19 "C Content Coefficients by Year (MMT C/QBtu)" (2023), available at <https://www.epa.gov/system/files/documents/2023-04/US-GHG-Inventory-2023-Annexes.pdf>.

International Panel on Climate Change, "2006 IPCC Guidelines for National Greenhouse Gas Inventories, at Volume 2 (Energy) (2006), available at <https://www.ipcc-nggip.iges.or.jp/public/2006gl/vol2.html>.

Monthly Data
Calendar Years 2007 – 2023

January Data
Calendar Years 2007 – 2023

Date	Firm Sales Volumes (Therms)		Interruptible Sales Volumes (Therms)		Total Sales Volumes (Therms)		Total Sales Emissions (mtCO ₂ e)		Transportation Volumes (Therms)		Transportation Emissions (mtCO ₂ e)		Total Volumes (Therms)		Total Emissions (mtCO ₂ e)		Average Daily Temp. (°F)		HDD65
	Sales Volumes (Therms)	Interruptible Sales Volumes (Therms)	Total Sales Volumes (Therms)	Total Sales Emissions (mtCO ₂ e)	Transportation Volumes (Therms)	Transportation Emissions (mtCO ₂ e)	Total Volumes (Therms)	Total Emissions (mtCO ₂ e)	Transportation Volumes (Therms)	Transportation Emissions (mtCO ₂ e)	Total Volumes (Therms)	Total Emissions (mtCO ₂ e)	Average Daily Temp. (°F)	HDD65					
1/1/2007	3,671,270	188,880	3,860,150	20,420	487,850	2,581	4,348,000	23,001	41.17	23.83									
1/2/2007	2,973,380	209,870	3,183,250	16,839	596,150	3,154	3,779,400	19,993	49.71	15.29									
1/3/2007	3,590,300	272,480	3,862,780	20,434	644,270	3,408	4,507,050	23,842	44.25	20.75									
1/4/2007	4,607,800	319,520	4,927,400	26,066	718,250	3,800	5,645,650	29,865	37.58	27.42									
1/5/2007	4,682,250	255,460	4,937,710	26,120	748,750	3,961	5,686,460	30,081	38.21	26.79									
1/6/2007	4,221,280	189,540	4,410,820	23,333	633,680	3,352	5,044,500	26,685	40.33	24.67									
1/7/2007	3,540,700	213,760	3,754,460	19,861	590,240	3,122	4,344,700	22,983	45.50	19.50									
1/8/2007	3,515,060	244,620	3,759,680	19,889	656,020	3,470	4,415,700	23,359	44.33	20.67									
1/9/2007	3,999,620	280,540	4,280,160	22,642	4,280,160	3,460	4,934,300	26,102	44.21	20.79									
1/10/2007	5,307,320	310,250	5,617,570	29,717	680,250	3,599	6,297,820	33,315	32.71	32.29									
1/11/2007	6,086,250	333,250	6,419,500	33,959	689,430	3,647	7,108,930	37,606	28.33	36.67									
1/12/2007	6,356,910	286,250	6,643,160	35,142	742,770	3,929	7,385,930	39,072	24.54	40.46									
1/13/2007	6,358,550	259,780	6,618,330	35,011	703,820	3,723	7,322,150	38,734	25.71	39.29									
1/14/2007	6,120,410	305,170	6,425,580	33,991	720,860	3,813	7,146,440	37,805	26.54	38.46									
1/15/2007	5,756,190	347,880	6,104,070	32,291	729,630	3,860	6,833,700	36,150	28.79	36.21									
1/16/2007	5,329,610	338,630	5,668,240	29,985	712,570	3,769	6,380,810	33,754	32.13	32.87									
1/17/2007	4,879,400	327,220	5,206,620	27,543	720,550	3,812	5,927,170	31,355	35.08	29.92									
1/18/2007	4,474,360	295,130	4,769,490	25,231	670,570	3,547	5,440,060	28,778	38.54	26.46									
1/19/2007	4,123,950	247,810	4,371,760	23,127	669,380	3,541	5,041,140	26,668	40.38	24.62									
1/20/2007	4,057,150	199,560	4,256,710	22,518	617,410	3,266	4,874,120	25,784	40.08	24.92									
1/21/2007	4,024,470	233,080	4,257,550	22,522	708,700	3,749	4,966,250	26,271	39.96	25.04									
1/22/2007	3,296,230	228,660	3,524,890	18,647	679,190	3,593	4,204,080	22,240	45.17	19.83									
1/23/2007	3,104,500	244,100	3,348,600	17,714	662,810	3,506	4,011,410	21,220	47.00	18.00									
1/24/2007	3,668,090	278,600	3,946,690	20,878	635,310	3,361	4,582,000	24,239	42.79	22.21									
1/25/2007	3,948,840	276,830	4,225,670	22,354	614,120	3,249	4,839,790	25,602	39.75	25.25									
1/26/2007	4,125,400	257,120	4,382,520	23,184	672,400	3,557	5,054,920	26,741	39.42	25.58									
1/27/2007	4,221,450	210,380	4,431,830	23,444	594,430	3,145	5,026,260	26,589	39.83	25.17									
1/28/2007	4,452,010	279,290	4,731,300	25,029	606,460	3,208	5,337,760	28,237	38.46	26.54									
1/29/2007	5,021,960	352,000	5,373,960	28,428	745,070	3,941	6,119,030	32,370	34.29	30.71									
1/30/2007	4,494,310	318,060	4,812,370	25,457	739,410	3,911	5,551,780	29,369	39.13	25.87									
1/31/2007	4,585,700	326,540	4,912,240	25,986	683,610	3,616	5,595,850	29,602	38.58	26.42									
1/1/2008	3,940,260	212,670	4,152,930	21,969	497,560	2,632	4,650,490	24,601	44.08	20.92									
1/2/2008	3,845,070	271,960	4,117,030	21,779	545,010	2,883	4,662,040	24,662	41.79	23.21									
1/3/2008	3,642,990	250,650	3,893,640	20,597	641,980	3,396	4,535,620	23,993	44.13	20.87									
1/4/2008	3,228,890	192,660	3,421,550	18,100	616,630	3,262	4,038,180	21,362	48.29	16.71									
1/5/2008	4,151,170	205,270	4,356,440	23,046	631,100	3,339	4,987,540	26,384	40.50	28.50									
1/6/2008	4,522,160	275,260	4,797,420	25,378	635,020	3,359	5,432,440	28,738	36.50	28.50									
1/7/2008	4,614,870	340,880	4,955,750	26,216	710,210	3,757	5,665,960	29,973	36.54	28.46									
1/8/2008	4,443,610	296,840	4,740,450	25,077	664,080	3,513	5,404,530	28,590	37.67	27.33									
1/9/2008	4,367,690	287,580	4,655,270	24,626	725,670	3,839	5,380,940	28,465	39.04	25.96									
1/10/2008	3,580,180	236,190	3,816,370	20,189	679,830	3,596	4,496,200	23,785	44.63	20.37									
1/11/2008	3,459,670	221,940	3,681,610	19,476	670,030	3,544	4,351,640	23,020	44.42	20.58									
1/12/2008	3,377,900	168,430	3,546,330	18,760	590,290	3,123	4,136,620	21,883	44.83	20.17									
1/13/2008	3,497,940	236,100	3,734,040	19,753	594,470	3,145	4,328,510	22,898	43.67	21.33									
1/14/2008	4,729,550	330,540	5,060,090	26,768	734,390	3,885	5,794,480	30,653	39.42	25.58									
1/15/2008	5,033,360	342,810	5,376,170	28,440	742,240	3,926	6,118,410	32,366	35.00	30.00									
1/16/2008	4,768,390	332,550	5,100,940	26,984	764,010	4,042	5,864,950	31,026	36.17	28.83									
1/17/2008	4,596,430	328,750	4,925,180	26,054	761,210	4,027	5,686,390	30,081	37.58	27.42									
1/18/2008	4,340,840	266,710	4,607,550	24,374	710,050	3,756	5,317,600	28,130	37.75	27.25									

Date	Firm Sales Volumes (Therms)		Interruptible Sales Volumes (Therms)		Total Sales Volumes (Therms)		Total Sales Emissions (mtCO ₂ e)		Transportation Volumes (Therms)		Transportation Emissions (mtCO ₂ e)		Total Volumes (Therms)		Total Emissions (mtCO ₂ e)		Average Daily Temp. (°F)		HDD65
	Sales Volumes (Therms)	Interruptible Sales Volumes (Therms)	Total Sales Volumes (Therms)	Total Sales Emissions (mtCO ₂ e)	Transportation Volumes (Therms)	Transportation Emissions (mtCO ₂ e)	Total Volumes (Therms)	Total Emissions (mtCO ₂ e)	Average Daily Temp. (°F)	HDD65									
1/19/2008	4,334,280	170,360	4,504,640	23,830	618,680	3,273	5,123,320	27,102	38.67	26.33									
1/20/2008	4,733,090	246,280	4,979,370	26,341	636,990	3,370	5,616,360	29,711	37.21	27.79									
1/21/2008	5,615,830	333,130	5,948,960	31,470	748,750	3,961	6,697,710	35,431	32.38	32.62									
1/22/2008	5,991,370	338,930	6,330,300	31,371	759,040	4,015	7,089,340	35,387	32.46	32.54									
1/23/2008	5,328,180	315,590	5,643,770	29,856	743,780	3,935	6,387,550	33,790	34.29	30.71									
1/24/2008	5,250,090	315,280	5,565,370	29,441	771,400	4,081	6,336,770	33,522	37.75	27.25									
1/25/2008	5,268,620	306,640	5,575,260	29,493	761,560	4,029	6,336,820	33,522	33.83	31.17									
1/26/2008	5,099,080	225,550	5,324,630	28,167	722,020	3,819	6,046,650	31,987	33.33	31.67									
1/27/2008	4,721,160	292,330	5,013,490	26,521	673,130	3,561	5,686,620	30,082	34.88	30.12									
1/28/2008	5,044,320	337,810	5,382,130	28,471	736,530	3,896	6,118,660	32,368	34.58	30.42									
1/29/2008	4,964,890	319,600	5,284,490	27,955	688,120	3,640	5,972,610	31,595	36.92	28.08									
1/30/2008	4,705,980	303,230	5,009,210	26,499	704,300	3,726	5,713,510	30,224	38.46	26.54									
1/31/2008	4,564,630	307,140	4,871,770	25,772	707,900	3,745	5,579,670	29,516	38.67	26.33									
1/1/2009	4,104,430	248,710	4,353,140	23,028	463,270	2,451	4,816,410	25,479	39.13	25.87									
1/2/2009	4,726,960	296,740	5,023,700	26,575	529,900	2,803	5,553,600	29,379	34.79	30.21									
1/3/2009	4,736,000	228,710	4,964,710	26,263	517,560	2,738	5,482,270	29,001	35.96	29.04									
1/4/2009	5,060,170	293,600	5,353,770	28,321	593,200	3,138	5,946,970	31,459	33.25	31.75									
1/5/2009	3,932,730	280,350	4,213,080	22,287	672,090	3,555	4,885,170	25,843	43.13	21.87									
1/6/2009	3,237,730	222,620	3,460,350	18,305	635,340	3,361	4,095,690	21,666	47.25	17.75									
1/7/2009	2,736,160	215,900	2,952,060	15,616	661,100	3,497	3,613,160	19,114	51.04	13.96									
1/8/2009	3,798,210	295,000	4,093,210	21,653	671,660	3,553	4,764,870	25,206	44.46	20.54									
1/9/2009	4,254,620	252,760	4,507,380	23,844	606,140	3,206	5,113,520	27,051	39.92	25.08									
1/10/2009	3,819,380	180,260	3,999,640	21,158	537,540	2,844	4,537,180	24,002	41.71	23.29									
1/11/2009	3,050,550	193,500	3,244,050	17,161	552,420	2,922	3,796,470	20,083	47.04	17.96									
1/12/2009	2,905,660	235,140	3,140,800	16,615	608,410	3,218	3,749,210	19,833	47.25	17.75									
1/13/2009	3,410,800	278,730	3,689,530	19,518	633,360	3,350	4,322,890	22,868	43.83	21.17									
1/14/2009	4,101,540	318,470	4,420,010	23,382	639,950	3,385	5,059,960	26,767	39.25	25.75									
1/15/2009	4,296,660	323,430	4,620,090	24,440	640,310	3,387	5,260,400	27,828	37.96	27.04									
1/16/2009	4,610,670	296,830	4,907,500	25,961	667,810	3,533	5,575,310	29,493	34.92	30.08									
1/17/2009	4,564,850	227,780	4,792,630	25,353	567,480	3,002	5,360,110	28,355	35.46	29.54									
1/18/2009	4,090,300	280,010	4,370,310	23,119	592,320	3,133	4,962,630	26,252	38.54	26.46									
1/19/2009	4,480,550	340,390	4,820,940	25,503	704,710	3,728	5,525,650	29,231	33.75	31.25									
1/20/2009	4,844,170	349,840	5,194,010	27,476	737,630	3,902	5,931,640	31,378	34.29	30.71									
1/21/2009	4,885,240	348,340	5,233,580	27,686	711,860	3,766	5,945,440	31,451	34.13	30.87									
1/22/2009	4,893,410	347,840	5,241,250	27,726	688,260	3,641	5,929,510	31,367	34.88	30.12									
1/23/2009	4,942,890	303,000	5,245,890	27,751	658,180	3,482	5,904,070	31,233	33.38	31.62									
1/24/2009	4,581,380	226,930	4,808,310	25,436	530,680	2,807	5,338,990	28,243	34.92	30.08									
1/25/2009	5,474,060	330,950	5,805,010	30,709	565,930	2,994	6,370,940	33,702	32.79	32.21									
1/26/2009	5,333,100	362,070	5,695,170	30,127	683,250	3,614	6,378,420	33,742	31.71	33.29									
1/27/2009	4,761,980	320,260	5,082,240	26,885	662,800	3,506	5,745,040	30,391	36.71	28.29									
1/28/2009	3,872,950	293,260	4,166,210	22,039	618,620	3,272	4,784,830	25,312	41.42	23.58									
1/29/2009	4,097,980	313,400	4,411,380	23,336	620,630	3,283	5,032,010	26,619	40.92	24.08									
1/30/2009	4,102,210	262,840	4,365,050	23,091	615,480	3,256	4,980,530	26,347	39.00	26.00									
1/31/2009	4,075,650	206,390	4,282,040	22,652	493,590	2,611	4,775,630	25,263	39.75	25.25									
1/1/2010	2,938,300	144,860	3,083,160	16,310	442,780	2,342	3,525,940	18,652	48.25	16.75									
1/2/2010	3,152,520	159,850	3,312,370	17,522	486,050	2,571	3,798,420	20,094	45.92	19.08									
1/3/2010	3,285,980	204,670	3,490,650	18,466	512,300	2,710	4,002,950	21,176	43.92	21.08									
1/4/2010	3,051,240	226,630	3,277,870	17,340	585,780	3,099	3,863,650	20,439	46.33	18.67									
1/5/2010	3,083,770	236,210	3,319,980	17,563	640,260	3,387	3,960,240	20,950	46.21	18.79									

Date	Firm Sales Volumes (Therms)		Interruptible Sales Volumes (Therms)		Total Sales Volumes (Therms)		Total Sales Emissions (mtCO ₂ e)		Transportation Volumes (Therms)		Transportation Emissions (mtCO ₂ e)		Total Volumes (Therms)		Total Emissions (mtCO ₂ e)		Average Daily Temp. (°F)		HDD65
	Sales Volumes (Therms)	Interruptible Sales Volumes (Therms)	Total Sales Volumes (Therms)	Total Sales Emissions (mtCO ₂ e)	Transportation Volumes (Therms)	Transportation Emissions (mtCO ₂ e)	Total Volumes (Therms)	Total Emissions (mtCO ₂ e)	Transportation Volumes (Therms)	Transportation Emissions (mtCO ₂ e)	Total Volumes (Therms)	Total Emissions (mtCO ₂ e)	Average Daily Temp. (°F)	HDD65					
1/6/2010	3,696,080	279,200	3,975,280	21,029	651,740	3,448	4,627,020	24,477	44.92	20.08									
1/7/2010	3,806,320	274,630	4,080,950	21,588	709,990	3,756	4,790,940	25,344	43.96	21.04									
1/8/2010	3,425,410	224,130	3,649,540	19,306	661,300	3,498	4,310,840	22,804	42.38	22.62									
1/9/2010	2,916,020	148,700	3,064,720	16,212	524,180	2,773	3,588,900	18,985	46.96	18.04									
1/10/2010	2,887,330	187,860	3,075,190	16,268	482,720	2,554	3,557,910	18,821	48.96	16.04									
1/11/2010	2,816,690	236,130	3,052,820	16,149	577,740	3,056	3,630,560	19,206	49.29	15.71									
1/12/2010	2,657,520	224,600	2,882,120	15,246	568,880	3,009	3,451,000	18,256	50.00	15.00									
1/13/2010	2,885,440	229,440	3,114,880	16,478	605,880	3,205	3,720,760	19,683	49.17	15.83									
1/14/2010	3,119,650	242,840	3,362,490	17,788	655,010	3,465	4,017,500	21,253	46.71	18.29									
1/15/2010	3,197,410	214,770	3,412,180	18,050	582,900	3,084	3,995,080	21,134	46.42	18.58									
1/16/2010	3,422,000	181,330	3,603,330	19,062	543,190	2,873	4,146,520	21,935	41.46	23.54									
1/17/2010	2,824,450	166,030	2,990,480	15,820	493,170	2,609	3,483,650	18,429	48.63	16.37									
1/18/2010	2,447,820	195,160	2,642,980	13,981	536,130	2,836	3,179,110	16,817	54.21	10.79									
1/19/2010	2,485,850	214,050	2,699,900	14,282	577,540	3,055	3,277,440	17,338	54.54	10.46									
1/20/2010	2,601,900	234,500	2,836,400	15,005	571,970	3,026	3,408,370	18,030	50.54	14.46									
1/21/2010	2,869,810	244,440	3,114,250	16,474	626,530	3,314	3,740,780	19,789	50.42	14.58									
1/22/2010	3,196,230	226,840	3,423,070	18,108	611,200	3,233	4,034,270	21,341	44.96	20.04									
1/23/2010	3,358,740	181,450	3,540,190	18,728	594,170	3,143	4,134,360	21,871	44.42	20.58									
1/24/2010	3,673,390	223,990	3,897,380	20,617	651,140	3,445	4,548,520	24,062	42.67	22.33									
1/25/2010	3,116,810	256,370	3,373,180	17,844	676,600	3,579	4,049,780	21,423	46.46	18.54									
1/26/2010	3,422,230	287,430	3,709,660	19,624	731,150	3,868	4,440,810	23,492	43.21	21.79									
1/27/2010	3,407,830	273,720	3,681,550	19,475	711,470	3,766	4,396,020	23,255	43.13	21.87									
1/28/2010	3,115,970	244,650	3,360,620	17,778	711,990	3,766	4,072,610	21,544	48.63	16.37									
1/29/2010	2,726,690	191,130	2,917,820	15,435	660,710	3,495	3,578,530	18,930	49.00	16.00									
1/30/2010	2,880,220	158,110	3,038,330	16,073	581,970	3,079	3,620,300	19,151	45.04	19.96									
1/31/2010	2,918,600	207,760	3,126,360	16,538	528,020	2,793	3,654,380	19,332	46.38	18.62									
1/1/2011	5,592,630	243,390	5,836,020	30,873	516,970	2,735	6,352,990	33,607	32.13	32.87									
1/2/2011	5,597,330	327,550	5,924,880	31,343	591,780	3,131	6,516,660	34,473	32.29	32.71									
1/3/2011	5,573,980	385,600	5,959,580	31,526	641,190	3,392	6,600,770	34,918	33.38	31.62									
1/4/2011	5,126,890	341,700	5,468,590	28,929	671,860	3,554	6,140,450	32,483	34.13	30.87									
1/5/2011	4,091,930	277,460	4,369,390	23,114	646,110	3,418	5,015,500	26,532	40.21	24.79									
1/6/2011	3,205,080	234,470	3,439,550	18,195	641,220	3,392	4,080,770	21,587	46.71	18.29									
1/7/2011	3,736,160	242,340	3,978,500	21,046	600,920	3,179	4,579,420	24,225	44.58	20.42									
1/8/2011	4,382,010	211,600	4,593,610	24,300	547,900	2,898	5,141,510	27,199	37.58	27.42									
1/9/2011	4,860,200	290,580	5,150,780	27,248	601,230	3,181	5,752,010	30,428	35.21	29.79									
1/10/2011	5,524,580	378,650	5,903,230	31,228	724,860	3,835	6,628,090	35,063	33.96	31.04									
1/11/2011	5,431,370	353,900	5,785,270	30,604	726,980	3,846	6,512,250	34,450	33.29	31.71									
1/12/2011	3,889,900	250,970	4,140,870	21,905	702,180	3,715	4,843,050	25,620	42.42	22.58									
1/13/2011	2,789,030	204,750	2,993,780	15,837	611,500	3,235	3,605,280	19,072	49.96	15.04									
1/14/2011	2,586,000	166,060	2,752,060	14,558	539,400	2,853	3,291,460	17,412	51.25	13.75									
1/15/2011	2,554,430	138,650	2,693,080	14,246	502,610	2,659	3,195,690	16,905	49.71	15.29									
1/16/2011	2,365,410	156,890	2,522,300	13,343	512,570	2,711	3,034,870	16,054	52.71	12.29									
1/17/2011	3,351,620	269,660	3,621,280	19,157	635,150	3,360	4,256,430	22,517	46.08	18.92									
1/18/2011	4,109,850	308,810	4,418,660	23,375	675,860	3,575	5,094,520	26,950	40.29	24.71									
1/19/2011	4,234,510	322,320	4,556,830	24,106	691,820	3,660	5,248,650	27,765	39.04	25.96									
1/20/2011	4,238,760	293,820	4,532,580	23,977	667,340	3,530	5,199,920	27,508	38.63	26.37									
1/21/2011	3,280,610	214,860	3,495,470	18,491	592,990	3,137	4,088,460	21,628	46.42	18.58									
1/22/2011	3,338,870	183,810	3,522,680	18,635	558,640	2,955	4,081,320	21,590	43.71	21.29									
1/23/2011	3,260,890	212,350	3,473,240	18,373	630,000	3,333	4,103,240	21,706	44.00	21.00									

Date	Firm Sales Volumes (Therms)		Interruptible Sales Volumes (Therms)		Total Sales Volumes (Therms)		Total Sales Emissions (mtCO ₂ e)		Transportation Volumes (Therms)		Transportation Emissions (mtCO ₂ e)		Total Volumes (Therms)		Total Emissions (mtCO ₂ e)		Average Daily Temp. (°F)		HDD65
	Sales Volumes (Therms)	Interruptible Sales Volumes (Therms)	Total Sales Volumes (Therms)	Total Sales Emissions (mtCO ₂ e)	Transportation Volumes (Therms)	Transportation Emissions (mtCO ₂ e)	Total Volumes (Therms)	Total Emissions (mtCO ₂ e)	Transportation Volumes (Therms)	Transportation Emissions (mtCO ₂ e)	Total Volumes (Therms)	Total Emissions (mtCO ₂ e)	Average Daily Temp. (°F)	HDD65					
1/24/2011	3,131,900	247,500	3,379,400	17,877	677,780	3,585	4,057,180	21,462	46.29	18.71									
1/25/2011	3,124,960	255,450	3,380,410	17,882	726,370	3,842	4,106,780	21,725	46.58	18.42									
1/26/2011	3,212,870	258,700	3,471,570	18,365	757,100	4,005	4,228,670	22,370	44.25	20.75									
1/27/2011	3,482,500	259,540	3,742,040	19,795	716,420	3,790	4,458,460	23,585	43.38	21.62									
1/28/2011	3,067,010	190,520	3,257,530	17,232	648,220	3,429	3,905,750	20,661	46.29	18.71									
1/29/2011	3,043,690	163,820	3,207,510	16,968	493,150	2,609	3,700,660	19,576	47.00	18.00									
1/30/2011	4,131,190	264,630	4,395,820	23,254	564,590	2,987	4,960,410	26,241	39.63	25.37									
1/31/2011	4,644,920	339,040	4,983,960	26,365	706,260	3,736	5,690,220	30,101	37.58	27.42									
1/1/2012	3,357,020	211,690	3,568,710	18,878	396,950	2,100	3,965,660	20,978	48.42	16.58									
1/2/2012	3,536,150	248,370	3,784,520	20,020	504,380	2,668	4,288,900	22,688	45.71	19.29									
1/3/2012	3,005,050	215,890	3,220,940	17,039	616,310	3,260	3,837,250	20,299	47.96	17.04									
1/4/2012	3,108,890	222,020	3,330,910	17,621	634,910	3,359	3,965,820	20,979	48.58	16.42									
1/5/2012	3,811,040	278,440	4,089,480	21,633	701,750	3,712	4,791,230	25,346	43.13	21.87									
1/6/2012	4,193,400	256,940	4,450,340	23,542	698,760	3,696	5,149,100	27,239	38.08	26.92									
1/7/2012	3,740,700	171,460	3,912,160	20,695	576,680	3,051	4,488,840	23,746	40.75	24.25									
1/8/2012	3,309,930	193,230	3,503,160	18,532	603,950	3,195	4,107,110	21,727	44.46	20.54									
1/9/2012	3,381,940	258,910	3,640,850	19,260	652,000	3,449	4,292,850	22,709	45.38	19.62									
1/10/2012	4,527,600	323,400	4,851,000	25,662	742,710	3,929	5,593,710	29,591	38.63	26.37									
1/11/2012	5,157,800	342,930	5,500,730	29,099	778,530	4,118	6,279,260	33,217	35.71	29.29									
1/12/2012	5,009,950	342,090	5,352,040	28,312	756,880	4,004	6,108,920	32,316	35.96	29.04									
1/13/2012	4,784,180	273,690	5,057,870	26,756	677,200	3,582	5,735,070	30,339	35.33	29.67									
1/14/2012	4,937,400	212,410	5,149,810	27,242	638,570	3,378	5,788,380	30,621	36.92	28.08									
1/15/2012	5,361,080	311,610	5,672,690	30,009	679,910	3,597	6,352,600	33,605	31.54	33.46									
1/16/2012	5,409,800	350,500	5,760,300	30,472	775,130	4,100	6,710,800	35,500	31.96	33.04									
1/17/2012	5,838,570	374,650	6,213,220	32,868	692,820	3,665	6,906,040	36,533	29.29	35.71									
1/18/2012	5,383,030	369,550	5,752,580	30,431	681,010	3,603	6,433,590	34,034	28.21	36.79									
1/19/2012	4,737,750	256,120	4,993,870	26,418	714,860	3,782	5,708,730	30,199	36.88	28.12									
1/21/2012	4,569,620	191,520	4,761,140	25,186	688,440	3,642	5,449,580	28,828	40.96	24.04									
1/22/2012	4,611,960	250,030	4,861,990	25,720	669,150	3,540	5,531,140	29,260	40.25	24.75									
1/23/2012	4,257,250	296,720	4,553,970	24,091	731,530	3,870	5,285,500	27,960	40.17	24.83									
1/24/2012	4,009,870	254,890	4,264,760	22,561	732,870	3,877	4,997,630	26,437	42.67	22.33									
1/25/2012	3,854,750	255,190	4,109,940	21,742	698,910	3,697	4,808,850	25,439	43.79	21.21									
1/26/2012	4,365,500	331,640	4,697,140	24,848	777,290	4,112	5,474,430	28,960	41.42	23.58									
1/27/2012	4,732,800	277,430	5,010,230	26,504	781,380	4,134	5,791,610	30,638	35.54	29.46									
1/28/2012	4,213,570	176,090	4,389,660	23,221	658,630	3,484	5,048,290	26,705	38.92	26.08									
1/29/2012	3,319,290	188,270	3,507,560	18,555	624,770	3,305	4,132,330	21,860	46.13	18.87									
1/30/2012	3,517,530	251,680	3,769,210	19,939	685,400	3,626	4,454,610	23,565	45.13	19.87									
1/31/2012	3,328,460	241,850	3,570,310	18,887	697,700	3,691	4,268,010	22,578	45.08	19.92									
1/1/2013	5,153,910	273,720	5,427,630	28,712	492,320	2,604	5,919,950	31,317	34.38	30.62									
1/2/2013	5,293,880	354,260	5,648,140	29,879	650,330	3,440	6,298,470	33,319	36.96	28.04									
1/3/2013	4,834,040	315,110	5,149,150	27,239	660,100	3,492	5,809,250	30,731	36.46	28.54									
1/4/2013	3,687,900	219,890	3,907,790	20,672	620,140	3,281	4,527,930	23,953	43.54	21.46									
1/5/2013	3,957,220	181,890	4,139,110	21,896	564,950	2,989	4,704,060	24,884	42.04	22.96									
1/6/2013	3,869,460	223,110	4,092,570	21,650	564,630	2,987	4,657,200	24,637	41.79	23.21									
1/7/2013	3,479,240	235,900	3,715,140	19,653	610,410	3,229	4,325,550	22,882	46.21	18.79									
1/8/2013	3,350,550	238,360	3,588,910	18,985	624,610	3,304	4,213,520	22,290	47.17	17.83									
1/9/2013	4,473,550	317,990	4,791,540	25,347	693,120	3,667	5,484,660	29,014	40.46	24.54									
1/10/2013	5,125,990	347,850	5,473,840	28,957	733,130	3,878	6,206,970	32,835	35.88	29.12									

Date	Firm Sales Volumes (Therms)		Interruptible Sales Volumes (Therms)		Total Sales Volumes (Therms)		Total Sales Emissions (mtCO ₂ e)		Transportation Volumes (Therms)		Transportation Emissions (mtCO ₂ e)		Total Volumes (Therms)		Total Emissions (mtCO ₂ e)		Average Daily Temp. (°F)		HDD65
	Sales Volumes (Therms)	Interruptible Sales Volumes (Therms)	Total Sales Volumes (Therms)	Total Sales Emissions (mtCO ₂ e)	Transportation Volumes (Therms)	Transportation Emissions (mtCO ₂ e)	Total Volumes (Therms)	Total Emissions (mtCO ₂ e)	Transportation Volumes (Therms)	Transportation Emissions (mtCO ₂ e)	Total Volumes (Therms)	Total Emissions (mtCO ₂ e)	Average Daily Temp. (°F)	HDD65					
1/29/2014	3,387,230	249,830	3,637,060	19,240	660,760	3,495	4,297,820	22,735	47.46	17.54									
1/30/2014	3,850,470	277,710	4,128,180	21,838	678,380	3,589	4,806,560	25,427	44.92	20.08									
1/31/2014	3,922,700	244,080	4,166,780	22,042	671,980	3,555	4,838,760	25,597	43.42	21.58									
1/1/2015	5,354,610	214,210	5,568,820	29,458	511,870	2,708	6,080,690	32,167	33.71	31.29									
1/2/2015	4,811,320	212,230	5,023,550	26,575	681,070	3,603	5,704,620	30,177	37.08	27.92									
1/3/2015	4,345,380	212,360	4,557,740	24,110	635,330	3,361	5,193,070	27,471	38.33	26.67									
1/4/2015	3,626,650	190,690	3,817,340	20,194	562,470	2,975	4,379,810	23,169	43.96	21.04									
1/5/2015	2,649,690	157,020	2,806,710	14,847	592,480	3,134	3,399,190	17,982	52.67	12.33									
1/6/2015	3,112,550	180,290	3,292,840	17,419	635,300	3,361	3,928,140	20,780	47.75	17.25									
1/7/2015	3,707,820	207,510	3,915,330	20,712	670,650	3,548	4,585,980	24,260	44.13	20.87									
1/8/2015	4,226,210	206,070	4,432,280	23,447	699,450	3,700	5,131,730	27,147	39.96	25.04									
1/9/2015	3,775,810	205,160	3,980,970	21,059	627,450	3,319	4,608,420	24,379	42.58	22.42									
1/10/2015	3,223,570	202,220	3,425,790	18,122	517,600	2,738	3,943,390	20,861	45.04	19.96									
1/11/2015	3,148,000	179,650	3,327,650	17,603	469,320	2,483	3,796,970	20,086	46.50	18.50									
1/12/2015	3,537,240	150,830	3,688,070	19,510	646,850	3,422	4,334,920	22,932	45.25	19.75									
1/13/2015	4,113,920	177,970	4,291,890	22,704	719,650	3,807	5,011,540	26,511	41.75	23.25									
1/14/2015	4,661,960	208,300	4,870,260	25,764	676,530	3,579	5,546,790	29,343	38.58	26.42									
1/15/2015	4,189,510	203,730	4,393,240	23,240	667,320	3,530	5,060,560	26,770	41.08	23.92									
1/16/2015	3,334,160	201,640	3,535,800	18,704	657,940	3,481	4,193,740	22,185	47.38	17.62									
1/17/2015	3,325,860	202,920	3,528,780	18,667	553,060	2,926	4,081,840	21,593	45.50	19.50									
1/18/2015	3,075,740	179,470	3,255,210	17,220	535,620	2,833	3,790,830	20,053	49.29	15.71									
1/19/2015	3,557,950	156,730	3,714,680	19,651	649,830	3,438	4,364,510	23,088	45.79	19.21									
1/20/2015	4,246,560	181,100	4,427,660	23,422	679,890	3,597	5,107,550	27,019	42.29	22.71									
1/21/2015	4,244,860	204,960	4,449,820	23,540	672,300	3,556	5,122,120	27,096	39.79	25.21									
1/22/2015	3,285,850	204,990	3,490,840	18,467	648,580	3,431	4,139,420	21,898	45.96	19.04									
1/23/2015	2,549,730	177,790	2,727,520	14,429	602,020	3,185	3,329,540	17,613	50.08	14.92									
1/24/2015	1,911,660	148,830	2,060,490	10,900	485,630	2,569	2,546,120	13,469	54.96	10.04									
1/25/2015	2,171,970	172,660	2,344,630	12,403	509,780	2,697	2,854,410	15,100	53.29	11.71									
1/26/2015	2,323,290	209,940	2,533,230	13,401	579,820	3,067	3,113,050	16,468	50.96	14.04									
1/27/2015	2,730,200	207,270	2,937,470	15,539	609,860	3,226	3,547,330	18,765	49.96	15.04									
1/28/2015	3,161,050	201,710	3,362,760	17,789	665,590	3,521	4,028,350	21,310	46.83	18.17									
1/29/2015	3,606,580	197,290	3,803,870	20,122	682,220	3,609	4,486,090	23,731	44.67	20.33									
1/30/2015	3,891,030	177,690	4,068,720	21,524	698,670	3,696	4,767,390	25,219	39.38	25.62									
1/31/2015	3,850,380	148,540	3,998,920	21,154	569,180	3,011	4,568,100	24,165	41.17	23.83									
1/1/2016	5,714,330	137,350	5,851,680	30,955	558,260	2,953	6,409,940	33,909	35.71	29.29									
1/2/2016	5,846,120	132,860	5,978,980	31,629	632,710	3,347	6,611,690	34,976	34.08	30.92									
1/3/2016	5,733,280	153,150	5,886,430	31,139	673,210	3,561	6,559,640	34,700	35.88	29.12									
1/4/2016	5,160,780	179,740	5,340,520	28,251	771,590	4,082	6,112,110	32,333	36.25	28.75									
1/5/2016	4,616,900	184,980	4,801,880	25,402	760,330	4,022	5,562,210	29,424	40.46	24.54									
1/6/2016	4,348,210	184,120	4,532,330	23,976	784,110	4,148	5,316,440	28,124	44.00	21.00									
1/7/2016	4,522,570	174,480	4,697,050	24,847	796,860	4,215	5,493,910	29,063	40.71	24.29									
1/8/2016	4,548,890	154,230	4,703,120	24,880	776,820	4,109	5,479,940	28,989	41.08	23.92									
1/9/2016	4,444,150	127,000	4,571,150	24,181	655,680	3,469	5,226,830	27,650	39.92	25.08									
1/10/2016	4,598,550	150,540	4,749,090	25,123	652,700	3,453	5,401,790	28,575	43.08	21.92									
1/11/2016	4,652,740	178,430	4,831,170	25,557	788,680	4,172	5,619,850	29,729	41.13	23.87									
1/12/2016	3,723,420	176,840	3,900,260	20,632	737,760	3,903	4,638,020	24,535	45.21	19.79									
1/13/2016	3,843,050	177,170	4,020,220	21,267	749,820	3,967	4,770,040	25,234	45.71	19.29									
1/14/2016	4,481,050	177,100	4,658,150	24,642	758,490	4,012	5,416,640	28,654	41.50	23.50									
1/15/2016	4,019,240	161,560	4,180,800	22,116	679,870	3,597	4,860,670	25,713	42.21	22.79									

Date	Firm		Interruptible		Total Sales		Transportation		Total		Average Daily Temp. (°F)	HDD65
	Sales Volumes (Therms)	Sales Volumes (Therms)	Sales Volumes (Therms)	Sales Volumes (Therms)	Total Sales Emissions (mtCO ₂ e)	Total Sales Volumes (Therms)	Transportation Emissions (mtCO ₂ e)	Transportation Volumes (Therms)	Total Emissions (mtCO ₂ e)	Total Volumes (Therms)		
1/16/2016	3,313,750	135,840	3,449,590	18,248	601,580	3,182	4,051,170	21,431	47.13	17.87		
1/17/2016	3,519,230	152,380	3,671,610	19,423	594,380	3,144	4,265,990	22,567	46.54	18.46		
1/18/2016	3,453,930	177,250	3,631,180	19,209	685,540	3,627	4,316,720	22,835	47.13	17.87		
1/19/2016	3,964,650	179,170	4,143,820	21,921	766,270	4,054	4,910,090	25,974	43.42	21.58		
1/20/2016	3,483,440	177,880	3,661,320	19,368	756,580	4,002	4,417,900	23,371	45.92	19.08		
1/21/2016	3,147,240	179,600	3,326,840	17,599	695,920	3,681	4,022,760	21,280	48.75	16.25		
1/22/2016	2,956,850	157,370	3,114,220	16,474	680,750	3,601	3,794,970	20,075	49.71	15.29		
1/23/2016	3,589,520	127,510	3,717,030	19,663	592,510	3,134	4,309,540	22,797	44.63	20.37		
1/24/2016	3,776,820	149,820	3,926,640	20,772	646,430	3,420	4,573,070	24,192	44.17	20.83		
1/25/2016	3,519,790	175,570	3,695,360	19,548	705,420	3,732	4,400,780	23,280	45.63	19.37		
1/26/2016	2,770,850	181,650	2,952,500	15,619	639,090	3,381	3,591,590	19,000	50.71	14.29		
1/27/2016	2,425,100	180,170	2,605,270	13,782	652,040	3,449	3,257,310	17,231	52.29	12.71		
1/28/2016	2,908,200	174,110	3,082,310	16,305	631,610	3,341	3,713,920	19,647	50.88	14.12		
1/29/2016	3,707,980	149,750	3,857,730	20,407	681,700	3,606	4,539,430	24,014	45.08	19.92		
1/30/2016	4,076,840	126,320	4,203,160	22,235	617,280	3,265	4,820,440	25,500	41.08	23.92		
1/31/2016	4,184,310	147,410	4,331,720	22,915	623,810	3,300	4,955,530	26,215	40.79	24.21		
1/1/2017	5,516,510	145,700	5,662,210	29,953	498,760	2,638	6,160,970	32,592	32.83	32.17		
1/2/2017	6,553,720	198,700	6,752,420	35,720	694,930	3,676	7,447,350	39,396	30.29	34.71		
1/3/2017	7,111,550	198,940	7,310,490	38,672	838,980	4,438	8,149,470	43,111	27.04	37.96		
1/4/2017	7,002,500	199,230	7,201,730	38,097	849,210	4,492	8,050,940	42,589	28.13	36.87		
1/5/2017	6,985,050	204,030	7,189,080	38,030	856,880	4,533	8,045,960	42,563	28.13	36.87		
1/6/2017	6,646,270	179,380	6,825,650	36,108	777,400	4,112	7,603,050	40,220	29.79	35.21		
1/7/2017	5,937,030	140,100	6,077,130	32,148	637,390	3,372	6,714,520	35,520	33.46	31.54		
1/8/2017	5,005,740	163,960	5,169,700	27,348	623,990	3,301	5,793,690	30,649	38.46	26.54		
1/9/2017	5,088,810	192,020	5,280,830	27,936	753,810	3,988	6,034,640	31,923	38.54	26.46		
1/10/2017	5,768,820	195,450	5,964,270	31,551	768,590	4,066	6,732,860	35,617	35.58	29.42		
1/11/2017	6,622,290	197,360	6,819,650	36,076	814,270	4,307	7,633,920	40,383	31.21	33.79		
1/12/2017	6,546,390	196,390	6,742,780	35,669	840,310	4,445	7,583,090	40,185	31.17	33.83		
1/13/2017	6,233,890	172,360	6,406,250	33,889	786,180	4,159	7,192,430	38,048	31.67	33.33		
1/14/2017	5,736,440	144,130	5,880,570	31,108	672,090	3,555	6,552,660	34,664	34.54	30.46		
1/15/2017	5,514,630	172,700	5,687,330	30,086	661,400	3,499	6,348,730	33,585	34.71	30.29		
1/16/2017	4,660,280	201,700	4,861,980	25,720	689,180	3,646	5,551,160	29,366	38.88	26.12		
1/17/2017	4,006,000	199,060	4,205,060	22,245	681,850	3,607	4,886,910	25,852	43.04	21.96		
1/18/2017	3,415,670	196,980	3,612,650	19,111	666,500	3,526	4,279,150	22,637	47.17	17.83		
1/19/2017	3,907,510	199,790	4,107,300	21,728	672,680	3,558	4,779,980	25,286	46.00	19.00		
1/20/2017	3,897,510	174,390	4,071,900	21,540	595,330	3,149	4,667,230	24,690	45.88	19.12		
1/21/2017	3,531,280	146,220	3,677,500	19,454	553,220	2,927	4,230,720	22,381	44.83	20.17		
1/22/2017	4,302,120	166,460	4,468,580	23,639	558,510	2,955	5,027,090	26,593	43.75	21.25		
1/23/2017	4,762,510	191,410	4,953,920	26,206	705,890	3,734	5,659,810	29,940	39.88	25.12		
1/24/2017	4,879,700	193,720	5,073,420	26,838	693,480	3,669	5,766,900	30,507	36.33	28.67		
1/25/2017	4,325,160	194,310	4,519,470	23,908	633,580	3,352	5,153,050	27,260	40.25	24.75		
1/26/2017	3,998,320	199,480	4,197,800	22,206	644,280	3,408	4,842,080	25,615	43.71	21.29		
1/27/2017	3,829,280	174,200	4,003,480	21,178	720,000	3,809	4,723,480	24,987	44.71	20.29		
1/28/2017	4,001,850	138,950	4,140,800	21,905	600,480	3,177	4,741,280	25,081	44.04	20.96		
1/29/2017	3,846,200	158,310	4,004,510	21,184	609,690	3,225	4,614,200	24,409	43.38	21.62		
1/30/2017	4,133,970	191,300	4,325,270	22,881	764,190	4,043	5,089,460	26,923	42.79	22.21		
1/31/2017	4,999,480	193,120	5,192,600	27,469	866,500	4,161	5,979,100	31,629	39.29	25.71		
1/1/2018	5,331,530	182,370	5,513,900	29,169	606,060	3,206	6,119,960	32,375	36.00	29.00		
1/2/2018	5,260,000	208,490	5,468,490	28,928	756,950	4,004	6,225,440	32,933	38.42	26.58		

Date	Firm Sales Volumes (Therms)		Interruptible Sales Volumes (Therms)		Total Sales Volumes (Therms)		Total Sales Emissions (mtCO ₂ e)		Transportation Volumes (Therms)		Transportation Emissions (mtCO ₂ e)		Total Volumes (Therms)		Total Emissions (mtCO ₂ e)		Average Daily Temp. (°F)		HDD65
	Sales Volumes (Therms)	Interruptible Sales Volumes (Therms)	Total Sales Volumes (Therms)	Total Sales Emissions (mtCO ₂ e)	Transportation Volumes (Therms)	Transportation Emissions (mtCO ₂ e)	Total Volumes (Therms)	Total Emissions (mtCO ₂ e)	Transportation Volumes (Therms)	Transportation Emissions (mtCO ₂ e)	Total Volumes (Therms)	Total Emissions (mtCO ₂ e)	Average Daily Temp. (°F)	HDD65					
1/3/2018	4,810,510	208,360	5,018,870	26,550	738,920	3,909	5,757,790	30,459	39.63	25.37									
1/4/2018	4,044,590	207,770	4,252,360	22,495	773,120	4,090	5,025,480	26,585	42.63	22.37									
1/5/2018	3,298,290	186,730	3,485,020	18,436	689,030	3,645	4,174,050	22,081	47.79	17.21									
1/6/2018	3,694,060	153,290	3,847,350	20,352	619,310	3,276	4,466,660	23,629	44.79	20.21									
1/7/2018	3,866,840	168,950	4,035,790	21,349	555,000	2,936	4,590,790	24,285	43.46	21.54									
1/8/2018	3,501,180	202,500	3,703,680	19,592	637,670	3,373	4,341,350	22,966	45.33	19.67									
1/9/2018	3,905,570	202,510	4,108,080	21,732	633,170	3,366	4,744,370	25,098	44.58	20.42									
1/10/2018	4,118,130	205,270	4,323,400	22,871	636,290	3,349	4,956,570	26,220	42.92	22.08									
1/11/2018	3,523,810	206,190	3,730,000	19,732	624,560	3,304	4,354,560	23,036	46.38	18.62									
1/12/2018	3,095,570	179,420	3,274,990	17,325	580,390	3,070	3,855,380	20,395	49.42	15.58									
1/13/2018	2,889,050	146,540	3,035,590	16,058	509,190	2,694	3,544,780	18,752	50.13	14.87									
1/14/2018	3,304,500	172,480	3,476,980	18,393	521,390	2,758	3,998,370	21,151	46.29	18.71									
1/15/2018	2,831,350	209,940	3,041,290	16,088	567,530	3,002	3,608,820	19,091	51.42	13.58									
1/16/2018	3,083,400	210,510	3,293,910	17,425	641,710	3,395	3,935,620	20,819	49.79	15.21									
1/17/2018	3,213,920	207,890	3,421,810	18,101	633,810	3,353	4,055,620	21,454	50.17	14.83									
1/18/2018	4,057,120	206,280	4,263,400	22,553	647,050	3,423	4,910,450	25,976	44.21	20.79									
1/19/2018	4,103,030	182,950	4,285,980	22,673	632,080	3,344	4,918,060	26,017	43.25	21.75									
1/20/2018	3,905,110	147,640	4,052,750	21,439	538,550	2,849	4,591,300	24,288	43.96	21.04									
1/21/2018	3,888,370	173,420	4,061,790	21,487	546,330	2,890	4,608,120	24,377	46.96	18.04									
1/22/2018	4,227,630	202,540	4,430,170	23,436	701,280	3,710	5,131,450	27,145	42.71	22.29									
1/23/2018	4,090,180	200,740	4,290,920	22,699	691,910	3,660	4,982,830	26,359	43.17	21.83									
1/24/2018	3,996,480	202,450	4,198,930	22,212	732,100	3,873	4,931,030	26,085	45.58	19.42									
1/25/2018	4,661,650	202,430	4,864,080	25,731	768,770	4,067	5,632,850	29,798	40.21	24.79									
1/26/2018	4,528,520	181,080	4,709,600	24,914	716,360	3,790	5,425,960	28,703	40.13	24.87									
1/27/2018	3,808,990	146,810	3,955,800	20,926	544,320	2,879	4,500,120	23,806	44.79	20.21									
1/28/2018	3,090,770	165,800	3,256,570	17,227	530,400	2,806	3,786,970	20,033	49.21	15.79									
1/29/2018	3,609,560	195,910	3,805,470	20,131	680,940	3,602	4,486,410	23,733	47.33	17.67									
1/30/2018	4,149,790	201,440	4,351,230	23,018	733,970	3,883	5,085,200	26,901	43.08	21.92									
1/31/2018	4,170,070	203,420	4,373,490	23,136	738,270	3,905	5,111,760	27,041	42.58	22.42									
1/1/2019	5,040,640	168,030	5,208,670	27,554	584,110	3,090	5,792,780	30,644	37.54	27.46									
1/2/2019	4,465,970	190,540	4,656,510	24,633	765,150	4,048	5,421,660	28,681	40.13	24.87									
1/3/2019	3,262,860	189,400	3,452,260	18,262	691,490	3,658	4,143,750	21,920	49.92	15.08									
1/4/2019	3,365,350	165,030	3,530,380	18,676	698,110	3,693	4,228,490	22,369	48.63	16.37									
1/5/2019	3,530,910	137,640	3,668,550	19,407	605,320	3,202	4,273,870	22,609	46.25	18.75									
1/6/2019	4,337,690	159,090	4,496,780	23,788	606,390	3,208	5,103,170	26,996	41.92	23.08									
1/7/2019	4,936,990	181,060	5,118,050	27,074	750,750	3,971	5,868,800	31,046	40.17	24.83									
1/8/2019	4,451,340	183,510	4,634,850	24,518	792,580	4,193	5,427,430	28,711	43.17	21.83									
1/9/2019	3,582,480	183,810	3,766,290	19,924	715,590	3,785	4,481,880	23,709	48.96	16.04									
1/10/2019	3,278,920	185,970	3,464,890	18,329	711,620	3,764	4,176,510	22,094	50.33	14.67									
1/11/2019	3,409,620	164,440	3,574,060	18,907	695,300	3,678	4,269,360	22,585	51.63	13.37									
1/12/2019	3,811,110	132,460	3,943,570	20,861	535,140	2,831	4,478,710	23,692	49.13	15.87									
1/13/2019	4,356,050	154,000	4,510,050	23,858	575,090	3,042	5,085,140	26,900	45.04	19.96									
1/14/2019	4,702,770	184,040	4,886,810	25,851	747,840	3,956	5,634,650	29,807	41.58	23.42									
1/15/2019	4,843,040	189,230	5,032,270	26,621	725,450	3,838	5,757,720	30,458	39.50	25.50									
1/16/2019	3,961,090	189,170	4,150,260	21,955	719,150	3,804	4,869,410	25,759	46.92	18.08									
1/17/2019	3,392,780	186,070	3,578,850	18,932	660,100	3,492	4,238,950	22,424	51.13	13.87									
1/18/2019	3,337,440	161,040	3,498,480	18,507	620,850	3,284	4,119,330	21,791	47.83	17.17									
1/19/2019	3,573,600	132,710	3,706,310	19,606	562,140	2,974	4,268,450	22,580	47.42	17.58									
1/20/2019	4,305,130	152,930	4,458,060	23,583	589,190	3,117	5,047,250	26,700	42.38	22.62									

Date	Firm Sales Volumes (Therms)		Interruptible Sales Volumes (Therms)		Total Sales Volumes (Therms)		Total Sales Emissions (mtCO ₂ e)		Transportation Volumes (Therms)		Transportation Emissions (mtCO ₂ e)		Total Volumes (Therms)		Total Emissions (mtCO ₂ e)		Average Daily Temp. (°F)		HDD65
	Sales Volumes (Therms)	Interruptible Sales Volumes (Therms)	Total Sales Volumes (Therms)	Total Sales Emissions (mtCO ₂ e)	Transportation Volumes (Therms)	Transportation Emissions (mtCO ₂ e)	Total Volumes (Therms)	Total Emissions (mtCO ₂ e)	Average Daily Temp. (°F)	HDD65									
1/21/2019	4,405,730	183,040	4,588,770	24,275	671,610	3,553	5,260,380	27,827	41.46	23.54									
1/22/2019	3,955,120	183,230	4,138,350	21,892	680,190	3,598	4,818,540	25,490	44.42	20.58									
1/23/2019	3,406,740	182,310	3,589,050	18,986	693,160	3,667	4,282,210	22,653	48.00	17.00									
1/24/2019	3,715,170	183,020	3,898,190	20,621	694,580	3,674	4,592,770	24,296	44.96	20.04									
1/25/2019	4,072,850	159,260	4,232,110	22,388	677,130	3,582	4,909,240	25,970	43.46	21.54									
1/26/2019	4,141,110	132,070	4,273,180	22,605	585,060	3,095	4,858,240	25,700	42.33	22.67									
1/27/2019	4,408,840	153,580	4,562,420	24,135	563,770	2,982	5,126,190	27,118	40.21	24.79									
1/28/2019	4,433,550	178,400	4,611,950	24,397	676,290	3,578	5,288,240	27,975	43.04	21.96									
1/29/2019	4,450,850	179,060	4,629,910	24,492	703,810	3,723	5,333,720	28,215	43.46	21.54									
1/30/2019	4,335,810	182,750	4,518,560	23,903	736,970	3,899	5,255,530	27,802	42.04	22.96									
1/31/2019	3,304,020	183,400	3,487,420	18,448	656,540	3,473	4,143,960	21,922	46.50	18.50									
1/1/2020	3,188,560	181,390	3,369,950	17,827	464,100	2,455	3,834,050	20,282	50.00	15.00									
1/2/2020	4,033,830	179,960	4,213,790	22,291	634,610	3,357	4,848,400	25,648	43.92	21.08									
1/3/2020	3,181,100	158,970	3,340,070	17,669	612,050	3,238	3,952,120	20,907	51.08	13.92									
1/4/2020	4,119,930	129,760	4,249,690	22,481	610,800	3,231	4,860,490	25,712	43.88	21.12									
1/5/2020	4,241,140	152,950	4,394,090	23,245	586,170	3,101	4,980,260	26,346	43.96	21.04									
1/6/2020	3,608,110	179,300	3,787,410	20,035	649,400	3,435	4,436,810	23,471	47.38	17.62									
1/7/2020	3,367,480	174,900	3,542,380	18,739	658,580	3,484	4,200,960	22,223	50.46	14.54									
1/8/2020	4,898,310	175,940	5,074,250	26,843	751,060	3,973	5,825,310	30,816	40.63	24.37									
1/9/2020	5,415,910	175,380	5,591,290	29,578	737,470	3,901	6,328,760	33,479	35.88	29.12									
1/10/2020	4,654,760	155,060	4,809,820	25,444	655,690	3,469	5,465,510	28,913	40.88	24.12									
1/11/2020	4,429,000	127,900	4,556,900	24,106	586,380	3,102	5,143,280	27,208	43.42	21.58									
1/12/2020	5,244,920	147,300	5,392,220	28,525	652,660	3,453	6,044,880	31,977	39.75	25.25									
1/13/2020	6,190,710	174,380	6,365,090	33,671	767,050	4,058	7,132,140	37,729	32.96	32.04									
1/14/2020	6,506,570	177,430	6,684,000	35,358	715,790	3,787	7,399,790	39,145	31.58	33.42									
1/15/2020	5,940,750	180,380	6,121,130	32,381	707,870	3,745	6,829,000	36,125	37.50	27.50									
1/16/2020	5,189,000	178,980	5,367,980	28,397	700,320	3,705	6,068,300	32,101	39.88	25.12									
1/17/2020	5,170,970	154,110	5,325,080	28,170	683,970	3,618	6,009,050	31,788	38.13	26.87									
1/18/2020	4,057,760	125,050	4,182,810	22,127	556,120	2,942	4,738,930	25,069	44.33	20.67									
1/19/2020	3,450,430	147,830	3,598,260	19,035	499,440	2,642	4,097,700	21,677	50.21	14.79									
1/20/2020	3,558,050	173,960	3,732,010	19,742	537,540	2,844	4,269,550	22,586	49.25	15.75									
1/21/2020	3,960,810	175,610	4,136,420	21,882	590,340	3,123	4,726,760	25,005	46.88	18.12									
1/22/2020	3,751,520	176,100	3,927,620	20,777	620,460	3,282	4,548,080	24,059	46.25	18.75									
1/23/2020	2,967,800	173,880	3,141,680	16,619	546,050	2,889	3,687,730	19,508	52.42	12.58									
1/24/2020	3,134,850	151,570	3,286,420	17,385	586,570	3,103	3,872,990	20,488	49.54	15.46									
1/25/2020	3,211,380	124,010	3,335,390	17,644	517,030	2,735	3,852,420	20,379	48.33	16.67									
1/26/2020	3,247,610	147,590	3,395,200	17,961	540,570	2,860	3,935,770	20,820	49.33	15.67									
1/27/2020	3,693,070	174,830	3,867,900	20,461	624,040	3,301	4,491,940	23,762	46.58	18.42									
1/28/2020	3,363,080	172,270	3,535,350	18,702	643,330	3,403	4,178,680	22,105	48.58	16.42									
1/29/2020	3,735,900	172,310	3,908,210	20,674	716,100	3,788	4,624,310	24,463	47.67	17.33									
1/30/2020	3,696,910	173,850	3,870,760	20,476	683,250	3,614	4,554,010	24,091	45.75	19.25									
1/31/2020	2,593,170	151,840	2,745,010	14,521	588,630	3,114	3,333,640	17,635	54.83	10.17									
1/1/2021	3,218,460	92,250	3,310,710	17,514	427,850	2,263	3,738,560	19,777	48.04	16.96									
1/2/2021	3,750,780	88,520	3,839,300	20,310	571,750	3,025	4,411,050	23,334	47.54	17.46									
1/3/2021	3,940,480	104,060	4,044,540	21,396	539,850	2,856	4,584,390	24,251	43.75	21.25									
1/4/2021	3,982,160	122,330	4,104,490	21,713	658,190	3,482	4,762,680	25,195	46.46	18.54									
1/5/2021	4,187,620	124,110	4,311,730	22,809	685,510	3,626	4,997,240	26,435	44.50	20.50									
1/6/2021	3,847,930	123,470	3,971,400	21,009	655,090	3,465	4,626,490	24,474	45.33	19.67									
1/7/2021	4,017,210	118,230	4,135,440	21,876	613,520	3,246	4,748,960	25,122	46.50	18.50									

Date	Firm Sales Volumes (Therms)		Interruptible Sales Volumes (Therms)		Total Sales Volumes (Therms)		Total Sales Emissions (mtCO ₂ e)		Transportation Volumes (Therms)		Transportation Emissions (mtCO ₂ e)		Total Volumes (Therms)		Total Emissions (mtCO ₂ e)		Average Daily Temp. (°F)		HDD65
	Sales Volumes (Therms)	Interruptible Sales Volumes (Therms)	Total Sales Volumes (Therms)	Total Sales Emissions (mtCO ₂ e)	Transportation Volumes (Therms)	Transportation Emissions (mtCO ₂ e)	Total Volumes (Therms)	Total Emissions (mtCO ₂ e)	Average Daily Temp. (°F)	HDD65									
1/8/2021	4,401,970	102,900	4,504,870	23,831	609,700	3,225	5,114,570	27,056	44.50	20.50									
1/9/2021	4,501,780	83,480	4,585,260	24,256	513,830	2,718	5,099,090	26,974	40.42	24.58									
1/10/2021	3,665,420	100,790	3,766,210	19,923	477,520	2,526	4,243,730	22,449	45.17	19.83									
1/11/2021	3,852,830	121,360	3,974,190	21,023	606,160	3,207	4,580,350	24,230	45.92	19.08									
1/12/2021	2,848,840	120,780	2,969,620	15,709	569,920	3,015	3,539,540	18,724	53.25	11.75									
1/13/2021	4,139,190	120,270	4,259,460	22,533	612,320	3,239	4,871,780	25,772	45.83	19.17									
1/14/2021	3,663,550	121,110	3,784,660	20,021	687,310	3,636	4,471,970	23,657	45.42	19.58									
1/15/2021	3,575,120	107,600	3,682,720	19,482	586,690	3,104	4,269,410	22,585	47.92	17.08									
1/16/2021	3,935,170	86,940	4,022,110	21,277	545,410	2,885	4,567,520	24,162	42.46	22.54									
1/17/2021	3,666,150	100,170	3,766,320	19,924	488,230	2,583	4,254,550	22,507	46.13	18.87									
1/18/2021	4,567,350	119,380	4,686,730	24,793	603,460	3,192	5,290,190	27,985	43.08	21.92									
1/19/2021	4,941,810	120,730	5,062,540	26,781	674,320	3,567	5,736,860	30,348	39.33	25.67									
1/20/2021	4,477,470	120,420	4,597,890	24,323	664,980	3,518	5,262,870	27,841	41.21	23.79									
1/21/2021	4,287,380	120,220	4,407,600	23,316	658,000	3,481	5,065,600	26,797	43.04	21.96									
1/22/2021	5,014,520	103,320	5,117,840	27,073	686,990	3,634	5,804,830	30,708	40.71	24.29									
1/23/2021	5,022,990	81,970	5,104,960	27,005	552,220	2,921	5,657,180	29,926	36.42	28.58									
1/24/2021	4,853,680	98,500	4,952,180	26,197	526,450	2,785	5,478,630	28,982	39.21	25.79									
1/25/2021	4,992,840	119,120	5,111,960	27,042	619,620	3,278	5,731,580	30,320	39.58	25.42									
1/26/2021	5,108,440	121,560	5,230,000	27,667	645,050	3,412	5,875,050	31,079	39.38	25.62									
1/27/2021	4,434,810	121,780	4,556,590	24,104	668,210	3,535	5,224,800	27,639	41.46	23.54									
1/28/2021	4,229,070	117,650	4,346,720	22,994	637,300	3,371	4,984,020	26,365	42.67	22.33									
1/29/2021	4,059,230	101,600	4,160,830	22,011	635,360	3,361	4,796,190	25,372	42.88	22.12									
1/30/2021	3,745,720	83,910	3,829,630	20,259	530,590	2,807	4,360,220	23,066	45.13	19.87									
1/31/2021	3,731,750	98,720	3,830,470	20,263	535,560	2,833	4,366,030	23,096	45.50	19.50									
1/1/2022	6,402,660	78,740	6,481,400	34,287	512,960	2,714	6,994,360	37,000	28.38	36.62									
1/2/2022	5,617,010	112,230	5,729,240	30,308	617,570	3,267	6,346,810	33,575	36.67	28.33									
1/3/2022	5,776,610	132,810	5,909,420	31,261	676,620	3,579	6,586,040	34,840	36.29	28.71									
1/4/2022	5,401,930	133,580	5,535,510	29,283	662,230	3,503	6,197,740	32,786	38.21	26.79									
1/5/2022	5,634,900	135,130	5,770,030	30,523	704,340	3,726	6,474,370	34,249	36.42	28.58									
1/6/2022	4,171,700	133,250	4,304,950	22,773	615,570	3,256	4,920,520	26,030	46.08	18.92									
1/7/2022	5,012,910	111,280	5,124,190	27,107	665,340	3,520	5,789,530	30,627	42.67	22.33									
1/8/2022	5,252,090	90,800	5,342,890	28,264	567,690	3,003	5,910,580	31,267	39.71	25.29									
1/9/2022	5,120,070	108,510	5,228,580	27,659	525,830	2,782	5,754,410	30,441	40.83	24.17									
1/10/2022	4,492,880	130,300	4,623,180	24,457	606,260	3,207	5,229,440	27,664	43.17	21.83									
1/11/2022	3,188,580	132,530	3,321,110	17,569	570,680	3,019	3,891,790	20,588	49.50	15.50									
1/12/2022	2,995,340	132,080	3,127,420	16,544	558,660	2,955	3,686,080	19,499	51.67	13.33									
1/13/2022	3,444,730	131,330	3,576,060	18,917	572,770	3,030	4,148,830	21,947	48.29	16.71									
1/14/2022	4,046,030	115,230	4,161,260	22,013	616,430	3,261	4,777,690	25,274	44.17	20.83									
1/15/2022	4,072,890	95,200	4,168,090	22,049	521,080	2,757	4,689,170	24,806	40.83	24.17									
1/16/2022	4,354,630	111,040	4,465,670	23,623	513,250	2,715	4,978,920	26,338	39.75	25.25									
1/17/2022	3,905,700	129,960	4,035,660	21,349	551,770	2,919	4,587,430	24,268	43.17	21.83									
1/18/2022	3,743,800	129,900	3,873,700	20,492	612,310	3,239	4,486,010	23,731	45.71	19.29									
1/19/2022	3,506,840	130,890	3,637,730	19,244	608,490	3,219	4,246,220	22,463	45.79	19.21									
1/20/2022	3,546,680	129,820	3,676,500	19,449	602,080	3,185	4,278,580	22,634	48.00	17.00									
1/21/2022	4,344,830	113,120	4,457,950	23,583	624,910	3,306	5,082,860	26,888	42.33	22.67									
1/22/2022	4,804,220	90,550	4,894,770	25,893	595,330	3,149	5,490,100	29,043	37.54	27.46									
1/23/2022	5,119,620	105,430	5,225,050	27,641	649,920	3,438	5,874,970	31,079	36.46	28.54									
1/24/2022	5,363,190	127,920	5,491,110	29,604	717,630	3,796	6,208,740	32,844	35.96	29.04									
1/25/2022	5,342,280	129,800	5,472,080	28,947	733,640	3,881	6,205,720	32,828	36.92	28.08									

Date	Firm Sales Volumes (Therms)		Interruptible Sales Volumes (Therms)		Total Sales Volumes (Therms)		Total Sales Emissions (mtCO ₂ e)		Transportation Volumes (Therms)		Transportation Emissions (mtCO ₂ e)		Total Volumes (Therms)		Total Emissions (mtCO ₂ e)		Average Daily Temp. (°F)		HDD65
	Sales Volumes (Therms)	Interruptible Sales Volumes (Therms)	Total Sales Volumes (Therms)	Total Sales Emissions (mtCO ₂ e)	Transportation Volumes (Therms)	Transportation Emissions (mtCO ₂ e)	Total Volumes (Therms)	Total Emissions (mtCO ₂ e)	Transportation Volumes (Therms)	Transportation Emissions (mtCO ₂ e)	Total Volumes (Therms)	Total Emissions (mtCO ₂ e)	Average Daily Temp. (°F)	HDD65					
1/26/2022	5,655,020	131,450	5,786,470	30,610	790,390	4,181	6,576,860	34,792	34.42	30.88									
1/27/2022	5,504,880	131,360	5,636,240	29,816	723,770	3,829	6,360,010	33,644	36.29	28.71									
1/28/2022	5,240,520	110,550	5,351,070	28,307	664,320	3,514	6,015,390	31,821	38.96	26.04									
1/29/2022	4,269,390	88,680	4,358,070	23,054	584,820	3,094	4,942,890	26,148	42.25	22.75									
1/30/2022	4,349,370	107,540	4,456,910	23,577	564,350	2,985	5,021,260	26,562	43.71	21.29									
1/31/2022	4,790,750	127,280	4,918,030	26,016	670,140	3,545	5,588,170	29,561	40.50	24.50									
1/1/2023	4,505,330	81,660	4,586,990	24,265	406,460	2,150	4,993,450	26,415	41.71	23.29									
1/2/2023	5,048,990	117,640	5,166,630	27,331	579,360	3,065	5,745,990	30,396	39.92	25.08									
1/3/2023	4,685,010	114,810	4,799,820	25,391	647,600	3,426	5,447,420	28,817	41.71	23.29									
1/4/2023	4,267,250	114,670	4,381,920	23,180	618,610	3,272	5,000,530	26,453	45.71	19.29									
1/5/2023	3,236,570	113,300	3,349,870	17,721	610,000	3,227	3,959,870	20,948	52.08	12.92									
1/6/2023	3,561,580	96,660	3,658,240	19,352	613,650	3,246	4,271,890	22,598	46.92	18.08									
1/7/2023	3,712,980	76,300	3,789,280	20,045	569,590	3,013	4,358,870	23,058	45.92	19.08									
1/8/2023	3,955,580	92,800	4,048,380	21,416	576,000	3,047	4,624,380	24,463	45.29	19.71									
1/9/2023	3,988,480	113,490	4,101,970	21,699	648,920	3,433	4,750,890	25,132	47.88	17.12									
1/10/2023	3,704,710	113,550	3,818,260	20,199	673,550	3,563	4,491,810	23,762	49.08	15.92									
1/11/2023	3,290,840	116,010	3,406,850	18,022	610,230	3,228	4,017,080	21,250	49.92	15.08									
1/12/2023	3,182,350	114,370	3,296,720	17,440	597,580	3,161	3,894,300	20,601	50.00	15.00									
1/13/2023	2,979,670	98,910	3,078,580	16,286	550,440	2,912	3,629,020	19,198	49.79	15.21									
1/14/2023	2,885,660	81,750	2,967,410	15,698	477,160	2,524	3,444,570	18,222	51.50	13.50									
1/15/2023	3,563,430	97,190	3,660,620	19,365	508,180	2,688	4,168,800	22,053	46.29	18.71									
1/16/2023	3,840,090	115,700	3,955,790	20,926	604,180	3,196	4,559,970	24,122	44.04	20.96									
1/17/2023	3,917,850	115,900	4,033,640	21,338	631,630	3,341	4,665,270	24,679	43.96	21.04									
1/18/2023	4,487,870	113,520	4,601,390	24,341	660,550	3,494	5,261,940	27,836	42.92	22.08									
1/19/2023	4,969,240	116,510	5,085,750	26,904	676,980	3,581	5,762,730	30,485	38.96	26.04									
1/20/2023	4,967,200	100,810	5,068,010	26,810	651,100	3,444	5,719,110	30,254	39.38	25.62									
1/21/2023	5,131,050	79,420	5,210,470	27,563	555,990	2,941	5,766,460	30,505	36.79	28.21									
1/22/2023	4,847,410	91,920	4,939,330	26,129	567,640	3,003	5,506,970	29,132	39.50	25.50									
1/23/2023	4,688,530	113,690	4,802,220	25,404	646,150	3,418	5,448,370	28,822	39.92	25.08									
1/24/2023	4,350,760	115,630	4,466,390	23,627	620,150	3,281	5,086,540	26,908	41.38	23.62									
1/25/2023	4,076,200	114,520	4,190,720	22,169	633,690	3,352	4,824,410	25,521	43.67	21.33									
1/26/2023	4,220,820	114,730	4,335,550	22,935	588,900	3,115	4,924,450	26,050	41.54	23.46									
1/27/2023	3,795,570	99,760	3,895,330	20,606	533,400	2,822	4,428,730	23,428	45.29	19.71									
1/28/2023	4,813,450	77,410	4,890,860	25,873	540,850	2,861	5,431,710	28,734	40.79	24.21									
1/29/2023	6,093,980	92,660	6,186,640	32,727	608,220	3,217	6,794,860	35,945	34.13	30.87									
1/30/2023	6,181,350	115,600	6,296,950	33,311	653,580	3,457	6,950,530	36,768	31.71	33.29									
1/31/2023	5,521,890	112,180	5,634,070	29,804	629,110	3,328	6,263,180	33,132	36.00	29.00									

	Firm Sales Volumes (Therms)		Interruptible Sales Volumes (Therms)		Total Sales Volumes (Therms)		Total Sales Emissions (mtCO ₂ e)		Transportation Volumes (Therms)		Transportation Emissions (mtCO ₂ e)		Total Volumes (Therms)		Total Emissions (mtCO ₂ e)		Average Daily Temp. (°F)		HDD65
	Sales Volumes (Therms)	Interruptible Sales Volumes (Therms)	Total Sales Volumes (Therms)	Total Sales Emissions (mtCO ₂ e)	Transportation Volumes (Therms)	Transportation Emissions (mtCO ₂ e)	Total Volumes (Therms)	Total Emissions (mtCO ₂ e)	Transportation Volumes (Therms)	Transportation Emissions (mtCO ₂ e)	Total Volumes (Therms)	Total Emissions (mtCO ₂ e)	Average Daily Temp. (°F)	HDD65					
Max	7,111,550	385,600	7,310,490	38,672	856,880	4,533	8,149,470	43,111	54.96	40.46									
Std. Dev. +3	6,863,532	420,183	7,120,633	37,668	876,280	4,636	7,880,424	41,687	58.88	39.82									
Std. Dev. +2	5,903,551	348,628	6,203,457	32,816	798,466	4,224	6,924,265	36,629	53.27	34.20									
Std. Dev. +1	5,063,570	277,073	5,286,282	27,964	720,653	3,812	5,968,106	31,571	47.65	28.58									
Mean	4,163,589	205,518	4,369,107	23,113	642,840	3,401	5,011,947	26,513	42.03	22.97									
Std. Dev. -1	3,263,608	133,963	3,451,932	18,261	565,027	2,989	4,055,788	21,455	36.42	17.35									

Date	Firm Sales Volumes (Therms)	Interruptible Sales Volumes (Therms)	Total Sales		Transportation		Transportation		Total		Average Daily Temp. (°F)	HDD65
			Volumes (Therms)	Emissions (mtCO ₂ e)	Volumes (Therms)	Emissions (mtCO ₂ e)	Volumes (Therms)	Emissions (mtCO ₂ e)	Volumes (Therms)	Emissions (mtCO ₂ e)		
Std. Dev. -2	2,363,627	62,408	2,534,756	13,409	487,213	2,577	3,099,628	16,397	30.80	11.73		
Std. Dev. -3	1,463,646	-9,147	1,617,581	8,557	409,400	2,166	2,143,469	11,339	25.18	6.12		
Min	1,911,660	76,300	2,060,490	10,900	396,950	2,100	2,546,120	13,469	24.54	10.04		
Std. Dev.	899,981	71,555	917,175	4,852	77,813	412	956,159	5,058	5.62	5.62		

February Data
Calendar Years 2007 – 2023

Date	Firm Sales Volumes (Therms)		Interruptible Sales Volumes (Therms)		Total Sales Volumes (Therms)		Total Sales Emissions (mtCO ₂ e)		Transportation Volumes (Therms)		Transportation Emissions (mtCO ₂ e)		Total Volumes (Therms)		Total Emissions (mtCO ₂ e)		Average Daily Temp. (°F)		HDD65
	Sales Volumes (Therms)	Interruptible Sales Volumes (Therms)	Total Sales Volumes (Therms)	Total Sales Emissions (mtCO ₂ e)	Transportation Volumes (Therms)	Transportation Emissions (mtCO ₂ e)	Total Volumes (Therms)	Total Emissions (mtCO ₂ e)	Transportation Volumes (Therms)	Transportation Emissions (mtCO ₂ e)	Total Volumes (Therms)	Total Emissions (mtCO ₂ e)	Average Daily Temp. (°F)	HDD65					
2/1/2007	4,588,980	319,270	4,908,250	25,965	644,240	3,408	5,552,490	29,373	38.75	26.25									
2/2/2007	4,875,070	287,150	5,162,220	27,308	661,710	3,500	5,823,930	30,809	35.58	29.42									
2/3/2007	4,223,710	192,600	4,416,310	23,362	585,180	3,096	5,001,490	26,458	38.17	26.83									
2/4/2007	3,141,970	204,130	3,346,100	17,701	623,310	3,297	3,969,410	20,998	45.00	20.00									
2/5/2007	3,419,530	267,730	3,687,260	19,506	713,360	3,774	4,400,620	23,279	43.04	21.96									
2/6/2007	3,091,290	235,570	3,326,860	17,599	618,240	3,270	3,945,100	20,870	44.71	20.29									
2/7/2007	2,856,510	218,760	3,075,270	16,268	603,440	3,192	3,678,710	19,460	47.25	17.75									
2/8/2007	2,920,310	240,900	3,161,210	16,723	596,190	3,154	3,757,400	19,877	47.29	17.71									
2/9/2007	2,686,140	205,900	2,892,040	15,299	612,610	3,241	3,504,650	18,540	49.00	16.00									
2/10/2007	2,678,020	152,230	2,830,250	14,972	519,040	2,746	3,349,290	17,718	49.17	15.83									
2/11/2007	2,765,120	202,280	2,967,400	15,698	542,690	2,871	3,510,090	18,568	47.29	17.71									
2/12/2007	2,924,310	243,960	3,168,270	16,760	611,530	3,235	3,779,800	19,995	46.08	18.92									
2/13/2007	3,158,860	245,110	3,403,970	18,007	646,790	3,422	4,050,760	21,429	45.13	19.87									
2/14/2007	3,334,690	233,720	3,568,410	18,877	626,160	3,312	4,194,570	22,189	43.92	21.08									
2/15/2007	2,854,440	200,470	3,054,910	16,160	587,870	3,110	3,642,780	19,270	48.79	16.21									
2/16/2007	2,574,560	181,600	2,756,160	14,580	622,710	3,294	3,378,870	17,874	48.04	16.96									
2/17/2007	2,253,810	137,480	2,391,290	12,650	500,000	2,645	2,891,290	15,295	50.17	14.83									
2/18/2007	3,416,220	182,780	3,599,000	19,039	537,830	2,845	4,136,830	21,884	42.92	22.08									
2/19/2007	3,667,380	214,740	3,882,120	20,536	576,260	3,048	4,458,380	23,585	43.96	21.04									
2/20/2007	4,031,940	289,630	4,321,570	22,861	660,320	3,493	4,981,890	26,354	39.96	25.04									
2/21/2007	3,359,220	256,650	3,615,870	19,128	670,750	3,548	4,286,620	22,676	41.88	23.12									
2/22/2007	3,579,280	274,150	3,853,430	20,385	772,790	4,088	4,626,220	24,473	40.92	24.08									
2/23/2007	3,990,360	253,410	4,243,770	22,450	689,380	3,647	4,933,150	26,096	38.42	26.58									
2/24/2007	3,898,950	183,010	4,081,960	21,594	562,550	2,976	4,644,510	24,569	39.96	25.04									
2/25/2007	3,654,950	232,290	3,887,240	20,563	567,810	3,004	4,455,050	23,567	42.25	22.75									
2/26/2007	3,994,280	307,490	4,301,770	22,756	655,650	3,468	4,957,420	26,225	39.33	25.67									
2/27/2007	4,294,460	305,700	4,600,160	24,335	680,380	3,599	5,280,540	27,934	36.63	28.37									
2/28/2007	4,772,790	331,820	5,104,610	27,003	664,240	3,514	5,768,850	30,517	36.08	28.92									
2/1/2008	4,494,100	262,280	4,756,380	25,161	705,340	3,731	5,461,720	28,892	38.46	26.54									
2/2/2008	4,456,590	216,050	4,672,640	24,718	606,440	3,208	5,279,080	27,926	37.58	27.42									
2/3/2008	4,685,540	287,360	4,972,900	26,307	595,740	3,151	5,568,640	29,458	35.67	29.33									
2/4/2008	4,653,420	321,340	4,974,760	26,316	699,910	3,703	5,674,670	30,019	37.08	27.92									
2/5/2008	4,587,200	292,780	4,879,980	25,815	726,560	3,844	5,606,540	29,659	39.79	25.21									
2/6/2008	4,720,440	293,750	5,014,190	26,525	766,070	4,053	5,780,260	30,578	38.13	26.87									
2/7/2008	4,243,110	271,290	4,514,400	23,881	711,790	3,765	5,226,190	27,647	42.42	22.58									
2/8/2008	4,020,760	231,240	4,252,000	22,493	669,410	3,541	4,921,410	26,034	41.67	23.33									
2/9/2008	2,999,760	148,810	3,148,570	16,656	601,260	3,181	3,749,830	19,837	47.54	17.46									
2/10/2008	3,334,560	216,590	3,551,150	18,786	670,300	3,546	4,221,450	22,331	46.21	18.79									
2/11/2008	3,351,990	257,280	3,609,270	19,093	725,870	3,840	4,335,140	22,933	46.04	18.96									
2/12/2008	3,516,040	261,190	3,777,230	19,982	693,030	3,666	4,470,260	23,648	45.13	19.87									
2/13/2008	4,009,710	302,710	4,312,420	22,813	714,290	3,779	5,026,710	26,591	41.17	23.83									
2/14/2008	3,979,830	291,830	4,271,660	22,597	761,700	4,029	5,033,360	26,626	39.71	25.29									
2/15/2008	3,751,090	232,330	3,983,420	21,072	692,240	3,662	4,675,660	24,734	41.13	23.87									
2/16/2008	3,667,670	190,000	3,857,670	20,407	583,490	3,087	4,441,160	23,494	44.08	20.92									
2/17/2008	3,834,770	224,980	4,059,750	21,476	601,870	3,184	4,661,620	24,660	40.92	24.08									
2/18/2008	3,648,570	284,670	3,933,240	20,807	617,590	3,267	4,550,830	24,074	42.58	22.42									
2/19/2008	3,318,050	258,120	3,576,170	18,918	713,170	3,773	4,289,340	22,691	43.33	21.67									
2/20/2008	3,142,630	263,860	3,406,490	18,020	630,580	3,336	4,037,070	21,356	46.25	18.75									
2/21/2008	3,496,340	270,610	3,766,950	19,927	614,860	3,253	4,381,810	23,180	42.13	22.87									

Date	Firm Sales Volumes (Therms)		Interruptible Sales Volumes (Therms)		Total Sales Volumes (Therms)		Total Sales Emissions (mtCO ₂ e)		Transportation Volumes (Therms)		Transportation Emissions (mtCO ₂ e)		Total Volumes (Therms)		Total Emissions (mtCO ₂ e)		Average Daily Temp. (°F)		HDD65
	Sales Volumes (Therms)	Interruptible Sales Volumes (Therms)	Total Sales Volumes (Therms)	Total Sales Emissions (mtCO ₂ e)	Transportation Volumes (Therms)	Transportation Emissions (mtCO ₂ e)	Total Volumes (Therms)	Total Emissions (mtCO ₂ e)	Transportation Volumes (Therms)	Transportation Emissions (mtCO ₂ e)	Total Volumes (Therms)	Total Emissions (mtCO ₂ e)	Average Daily Temp. (°F)	HDD65					
2/22/2008	2,774,960	194,230	2,969,190	15,707	583,750	3,088	3,552,940	18,795	46.96	18,04									
2/23/2008	2,881,870	173,710	3,055,580	16,164	541,940	2,867	3,597,520	19,031	45.75	19,25									
2/24/2008	2,764,240	210,090	2,974,330	15,734	546,940	2,893	3,521,270	18,628	47.08	17,92									
2/25/2008	2,895,940	258,250	3,154,190	16,686	659,630	3,489	3,813,820	20,175	47.13	17,87									
2/26/2008	2,906,240	248,620	3,154,860	16,689	641,210	3,392	3,796,070	20,081	46.75	18,25									
2/27/2008	2,602,920	225,420	2,828,340	14,962	656,030	3,470	3,484,370	18,432	47.58	17,42									
2/28/2008	2,478,630	230,170	2,708,800	14,330	675,350	3,573	3,384,150	17,902	49.17	15,83									
2/29/2008	2,651,780	200,490	2,852,270	15,089	652,590	3,452	3,504,860	18,541	47.75	17,25									
2/1/2009	4,075,550	240,530	4,316,080	22,832	507,300	2,684	4,823,380	25,516	39.00	26,00									
2/2/2009	3,689,310	300,210	3,989,520	21,105	559,230	2,958	4,548,750	24,063	44.92	20,08									
2/3/2009	3,592,020	296,860	3,888,880	20,572	640,710	3,389	4,529,590	23,962	43.21	21,79									
2/4/2009	3,410,390	283,930	3,694,320	19,543	659,090	3,487	4,353,410	23,030	46.50	18,50									
2/5/2009	3,467,820	280,320	3,748,140	19,828	651,410	3,446	4,399,550	23,274	44.04	20,96									
2/6/2009	3,716,260	247,680	3,963,940	20,969	627,340	3,319	4,591,280	24,288	42.46	22,54									
2/7/2009	4,083,570	213,640	4,297,210	22,732	545,670	2,887	4,842,880	25,619	36.88	28,12									
2/8/2009	4,050,210	260,800	4,311,010	22,805	554,640	2,934	4,865,650	25,739	38.54	26,46									
2/9/2009	4,547,090	332,910	4,880,000	25,815	701,680	3,712	5,581,680	29,527	37.08	27,92									
2/10/2009	4,945,320	345,830	5,291,150	27,990	717,140	3,794	6,008,290	31,784	34.79	30,21									
2/11/2009	4,271,390	328,510	4,599,900	24,333	651,240	3,445	5,251,140	27,779	38.00	27,00									
2/12/2009	4,263,620	320,900	4,584,520	24,252	634,990	3,359	5,219,510	27,611	38.21	26,79									
2/13/2009	4,137,520	259,590	4,397,110	23,261	596,960	3,158	4,994,070	26,419	39.67	25,33									
2/14/2009	4,039,290	210,450	4,249,740	22,481	490,300	2,594	4,740,040	25,075	39.92	25,08									
2/15/2009	4,241,020	211,070	4,452,090	23,552	505,160	2,672	4,957,250	26,224	38.79	26,21									
2/16/2009	3,708,070	247,410	3,955,480	20,924	536,430	2,838	4,491,910	23,762	40.38	24,62									
2/17/2009	3,529,410	288,360	3,817,770	20,196	634,520	3,357	4,452,290	23,553	43.71	21,29									
2/18/2009	3,513,050	292,840	3,805,890	20,133	635,240	3,360	4,441,130	23,494	43.92	21,08									
2/19/2009	3,786,640	312,990	4,099,630	21,687	629,900	3,332	4,729,530	25,019	41.75	23,25									
2/20/2009	3,653,280	257,310	3,910,590	20,687	589,470	3,118	4,500,060	23,805	40.71	24,29									
2/21/2009	3,047,690	163,370	3,211,060	16,987	430,130	2,275	3,641,190	19,262	44.88	20,12									
2/22/2009	2,563,070	188,270	2,751,340	14,555	450,290	2,382	3,201,630	16,937	49.79	15,21									
2/23/2009	2,829,920	242,310	3,072,230	16,252	640,770	3,390	3,713,000	19,642	47.63	17,37									
2/24/2009	3,248,200	260,860	3,509,060	18,563	614,800	3,252	4,123,860	21,815	45.67	19,33									
2/25/2009	4,200,560	324,780	4,525,340	23,939	693,420	3,668	5,218,760	27,607	40.08	24,92									
2/26/2009	4,665,770	340,480	5,006,250	26,483	656,910	3,475	5,663,160	29,958	33.96	31,04									
2/27/2009	3,512,160	242,830	3,754,990	19,864	611,650	3,236	4,366,640	23,100	40.33	24,67									
2/28/2009	3,206,860	163,470	3,370,330	17,829	438,470	2,320	3,808,800	20,149	45.58	19,42									
2/1/2010	3,233,740	274,820	3,508,560	18,560	590,480	3,124	4,099,040	21,684	44.42	20,58									
2/2/2010	2,931,960	251,100	3,183,060	16,838	609,300	3,223	3,792,360	20,062	46.00	19,00									
2/3/2010	3,222,140	266,170	3,488,310	18,453	580,840	3,073	4,069,150	21,526	44.63	20,37									
2/4/2010	2,723,530	226,080	2,949,610	15,603	591,490	3,129	3,541,100	18,732	49.29	15,71									
2/5/2010	2,579,600	191,640	2,771,240	14,660	552,080	2,921	3,323,320	17,580	50.29	14,71									
2/6/2010	2,500,440	151,230	2,651,670	14,027	476,060	2,518	3,127,730	16,546	49.88	15,12									
2/7/2010	2,744,940	204,600	2,949,540	15,603	496,520	2,627	3,446,060	18,230	46.38	18,62									
2/8/2010	2,969,530	272,130	3,241,660	17,148	606,800	3,210	3,848,460	20,358	45.04	19,96									
2/9/2010	3,624,310	299,850	3,924,160	20,759	675,510	3,573	4,599,670	24,332	40.67	24,33									
2/10/2010	3,828,500	273,920	4,102,420	21,702	646,660	3,421	4,749,080	25,123	39.42	25,58									
2/11/2010	2,774,230	208,990	2,983,220	15,781	571,700	3,024	3,554,920	18,806	46.63	16,37									
2/12/2010	2,979,560	196,250	3,175,810	16,800	555,330	2,938	3,731,140	19,738	46.83	18,17									
2/13/2010	2,811,580	141,100	2,952,680	15,620	484,980	2,566	3,437,660	18,185	48.38	16,62									

Date	Firm Sales Volumes (Therms)		Interruptible Sales Volumes (Therms)		Total Sales Volumes (Therms)		Total Sales Emissions (mtCO ₂ e)		Transportation Volumes (Therms)		Transportation Emissions (mtCO ₂ e)		Total Volumes (Therms)		Total Emissions (mtCO ₂ e)		Average Daily Temp. (°F)		HDD65
	Sales Volumes (Therms)	Interruptible Sales Volumes (Therms)	Total Sales Volumes (Therms)	Total Sales Emissions (mtCO ₂ e)	Transportation Volumes (Therms)	Transportation Emissions (mtCO ₂ e)	Total Volumes (Therms)	Total Emissions (mtCO ₂ e)	Transportation Volumes (Therms)	Transportation Emissions (mtCO ₂ e)	Total Volumes (Therms)	Total Emissions (mtCO ₂ e)	Average Daily Temp. (°F)	HDD65					
2/14/2010	2,665,970	168,620	2,834,590	14,995	491,340	2,599	17,594	48.71	16.29										
2/15/2010	2,699,580	181,810	2,881,390	15,243	560,050	2,963	18,205	46.42	18.58										
2/16/2010	2,827,440	244,210	3,071,650	16,249	610,680	3,230	19,480	48.29	16.71										
2/17/2010	3,367,880	272,830	3,640,710	19,259	630,810	3,337	22,596	44.38	20.62										
2/18/2010	3,028,130	254,190	3,282,320	17,363	627,880	3,321	20,685	47.42	17.58										
2/19/2010	2,991,530	214,690	3,206,220	16,961	624,430	3,303	20,264	47.33	17.67										
2/20/2010	3,112,790	175,100	3,287,890	17,393	529,910	2,803	20,196	46.46	18.54										
2/21/2010	3,255,500	243,000	3,498,500	18,507	566,680	2,998	21,505	46.75	18.25										
2/22/2010	3,280,530	283,370	3,563,900	18,853	649,690	3,437	22,290	44.29	20.71										
2/23/2010	3,418,890	253,830	3,672,720	19,429	628,210	3,323	22,752	42.96	22.04										
2/24/2010	2,904,230	226,750	3,130,980	16,363	596,580	3,156	19,719	45.88	19.12										
2/25/2010	2,493,040	210,650	2,703,690	14,303	564,400	2,986	17,288	49.29	15.71										
2/26/2010	2,634,540	180,600	2,815,140	14,892	536,470	2,838	17,730	48.96	16.04										
2/27/2010	2,416,310	139,780	2,556,090	13,522	490,760	2,596	16,118	49.17	15.83										
2/28/2010	2,404,210	194,350	2,598,560	13,746	525,760	2,781	16,528	48.88	16.12										
2/1/2011	4,764,620	338,400	5,103,020	26,995	774,030	4,095	31,090	37.67	27.33										
2/2/2011	4,175,900	295,000	4,470,900	23,651	706,350	3,737	27,388	39.17	25.83										
2/3/2011	3,442,120	227,890	3,670,010	19,414	627,120	3,317	22,732	45.17	19.83										
2/4/2011	2,968,500	193,620	3,162,120	16,728	582,830	3,083	19,811	48.13	16.87										
2/5/2011	3,192,660	169,970	3,362,630	17,788	529,660	2,802	20,590	44.42	20.58										
2/6/2011	3,230,500	200,110	3,430,610	18,148	504,130	2,667	20,815	46.38	18.62										
2/7/2011	3,630,900	281,130	3,912,030	20,695	617,500	3,267	23,961	43.29	21.71										
2/8/2011	4,156,200	313,710	4,469,910	23,646	692,660	3,664	27,310	40.29	24.71										
2/9/2011	4,498,700	334,720	4,833,420	25,569	725,630	3,839	29,407	37.08	27.92										
2/10/2011	4,128,410	308,270	4,436,680	23,470	746,580	3,949	27,419	37.54	27.46										
2/11/2011	3,774,590	228,260	4,002,850	21,175	642,500	3,399	24,574	41.29	23.71										
2/12/2011	3,459,400	161,310	3,620,710	19,154	537,720	2,845	21,998	45.54	19.46										
2/13/2011	2,942,110	201,240	3,143,350	16,628	502,770	2,660	19,288	46.04	18.96										
2/14/2011	3,503,360	268,710	3,772,070	19,954	662,240	3,503	23,457	45.83	19.17										
2/15/2011	4,037,010	293,340	4,330,350	22,908	663,290	3,509	26,416	41.38	23.62										
2/16/2011	4,203,530	312,240	4,515,770	23,888	716,410	3,790	27,678	38.25	26.75										
2/17/2011	4,321,440	333,810	4,655,250	24,626	692,840	3,665	28,291	37.79	27.21										
2/18/2011	4,211,840	267,140	4,478,980	23,694	656,740	3,474	27,168	38.75	26.25										
2/19/2011	4,540,820	223,820	4,764,640	25,205	621,890	3,290	28,495	37.08	27.92										
2/20/2011	4,265,490	214,370	4,479,860	23,698	609,140	3,222	26,921	36.46	28.54										
2/21/2011	4,294,530	259,510	4,554,040	24,091	650,630	3,442	27,533	39.00	26.00										
2/22/2011	4,651,480	326,400	4,977,880	26,333	758,020	4,010	30,343	36.96	28.04										
2/23/2011	5,175,510	357,020	5,532,530	29,267	765,660	4,050	33,317	33.71	31.29										
2/24/2011	5,776,040	370,410	6,146,450	32,515	782,100	4,137	36,652	29.17	35.83										
2/25/2011	6,100,880	319,610	6,420,490	33,964	765,870	4,051	38,016	25.79	39.21										
2/26/2011	5,918,670	219,800	6,138,470	32,473	671,800	3,586	36,058	27.42	37.58										
2/27/2011	4,836,320	264,340	5,100,660	26,982	681,860	3,607	30,590	37.63	27.37										
2/28/2011	4,784,850	330,960	5,115,810	27,063	726,740	3,844	30,907	36.83	28.17										
2/1/2012	3,704,660	276,650	3,981,310	21,061	697,260	3,689	24,750	43.13	21.87										
2/2/2012	4,032,980	295,580	4,328,560	22,898	736,420	3,896	26,794	41.17	23.83										
2/3/2012	3,420,240	215,360	3,635,600	19,232	666,540	3,526	22,758	48.54	16.46										
2/4/2012	3,284,400	171,860	3,456,260	18,284	602,720	3,188	21,472	49.75	15.25										
2/5/2012	3,520,270	247,470	3,767,740	19,931	623,700	3,299	23,231	46.63	18.37										
2/6/2012	3,310,700	270,500	3,581,200	18,945	653,550	3,457	22,402	48.67	16.33										

Date	Firm Sales Volumes (Therms)		Interruptible Sales Volumes (Therms)		Total Sales Volumes (Therms)		Total Sales Emissions (mtCO ₂ e)		Transportation Volumes (Therms)		Transportation Emissions (mtCO ₂ e)		Total Volumes (Therms)		Total Emissions (mtCO ₂ e)		Average Daily Temp. (°F)		HDD65
	Sales Volumes (Therms)	Interruptible Sales Volumes (Therms)	Total Sales Volumes (Therms)	Total Sales Emissions (mtCO ₂ e)	Transportation Volumes (Therms)	Transportation Emissions (mtCO ₂ e)	Total Volumes (Therms)	Total Emissions (mtCO ₂ e)	Transportation Volumes (Therms)	Transportation Emissions (mtCO ₂ e)	Total Volumes (Therms)	Total Emissions (mtCO ₂ e)	Average Daily Temp. (°F)	HDD65					
2/7/2012	2,797,870	221,180	3,019,050	15,971	642,840	3,401	3,661,890	19,371	52.83	12.17									
2/8/2012	3,045,910	235,280	3,281,190	17,357	648,540	3,431	3,929,730	20,788	46.46	18.54									
2/9/2012	2,948,950	227,760	3,176,710	16,805	667,980	3,534	3,844,690	20,338	48.58	16.42									
2/10/2012	2,671,410	186,700	2,858,110	15,119	602,080	3,185	3,460,190	18,304	49.25	15.75									
2/11/2012	3,170,910	163,070	3,333,980	17,637	548,900	2,904	3,882,880	20,540	44.63	20.37									
2/12/2012	3,205,250	210,260	3,415,510	18,068	593,070	3,137	4,008,580	21,205	43.54	21.46									
2/13/2012	3,537,300	269,010	3,806,310	20,135	705,200	3,731	4,511,510	23,866	42.25	22.75									
2/14/2012	4,020,840	295,720	4,316,560	22,835	746,510	3,949	5,063,070	26,784	39.54	25.46									
2/15/2012	3,934,830	286,400	4,221,230	22,330	747,470	3,954	4,968,700	26,284	38.96	26.04									
2/16/2012	3,709,730	262,410	3,972,140	21,013	709,800	3,755	4,681,940	24,767	41.42	23.58									
2/17/2012	3,449,810	212,360	3,662,170	19,373	672,820	3,559	4,334,990	22,932	44.08	20.92									
2/18/2012	4,157,690	186,490	4,344,180	22,981	602,590	3,188	4,946,770	26,168	41.04	23.96									
2/19/2012	3,987,660	240,670	4,228,330	22,368	635,730	3,363	4,864,060	25,731	40.33	24.67									
2/20/2012	3,655,130	249,610	3,904,740	20,656	684,660	3,622	4,589,400	24,278	41.29	23.71									
2/21/2012	3,120,310	225,200	3,345,510	17,698	704,690	3,728	4,050,200	21,426	48.13	16.87									
2/22/2012	3,339,880	270,340	3,610,220	19,098	748,370	3,959	4,358,590	23,057	45.29	19.71									
2/23/2012	3,638,860	266,710	3,905,570	20,660	760,330	4,022	4,665,900	24,683	41.71	23.29									
2/24/2012	3,730,000	221,620	3,951,620	20,904	723,510	3,827	4,675,130	24,731	42.29	22.71									
2/25/2012	4,355,030	198,520	4,553,550	24,088	619,870	3,279	5,173,420	27,367	40.08	24.92									
2/26/2012	4,652,200	285,830	4,938,030	26,122	692,980	3,666	5,631,010	29,788	36.08	28.92									
2/27/2012	4,496,480	330,160	4,826,640	25,533	783,020	4,142	5,609,660	29,675	35.42	29.58									
2/28/2012	4,460,350	302,460	4,762,810	25,195	811,700	4,294	5,574,510	29,489	38.13	26.87									
2/29/2012	4,827,020	315,770	5,142,790	27,205	813,910	4,306	5,956,700	31,511	37.17	27.83									
2/1/2013	3,184,050	218,920	3,402,970	18,002	634,040	3,354	4,037,010	21,356	46.38	18.62									
2/2/2013	3,949,200	198,490	4,147,690	21,941	585,620	3,098	4,733,310	25,039	40.50	24.50									
2/3/2013	3,578,550	210,590	3,789,140	20,045	502,010	2,656	4,291,150	22,700	43.58	21.42									
2/4/2013	3,198,890	243,660	3,442,550	18,211	641,240	3,392	4,083,790	21,603	46.88	18.12									
2/5/2013	3,416,100	249,610	3,665,710	19,392	619,650	3,278	4,285,360	22,670	46.29	18.71									
2/6/2013	3,522,240	255,280	3,777,520	19,983	650,660	3,442	4,428,180	23,425	45.96	19.04									
2/7/2013	3,819,810	286,930	4,106,740	21,725	665,220	3,519	4,771,960	25,244	43.88	21.12									
2/8/2013	4,035,050	246,970	4,282,020	22,652	635,200	3,360	4,917,220	26,012	41.46	23.54									
2/9/2013	3,735,660	181,660	3,917,320	20,723	535,030	2,830	4,452,350	23,553	42.67	22.33									
2/10/2013	3,714,910	237,490	3,952,400	20,908	544,990	2,883	4,497,390	23,791	42.25	22.75									
2/11/2013	3,575,780	261,820	3,837,600	20,301	615,270	3,255	4,452,870	23,556	44.00	21.00									
2/12/2013	3,268,780	232,460	3,501,240	18,522	566,960	2,999	4,068,200	21,521	47.38	17.62									
2/13/2013	3,395,490	256,990	3,652,480	19,322	624,960	3,306	4,277,440	22,628	46.46	18.54									
2/14/2013	3,285,430	251,070	3,536,500	18,708	610,930	3,232	4,147,430	21,940	46.17	18.83									
2/15/2013	3,006,490	208,960	3,215,450	17,010	601,710	3,183	3,817,160	20,193	46.33	18.67									
2/16/2013	3,361,510	173,590	3,535,100	18,701	529,270	2,800	4,064,370	21,501	46.00	19.00									
2/17/2013	3,691,240	241,630	3,932,870	20,805	528,960	2,798	4,461,830	23,603	43.13	21.87									
2/18/2013	3,787,270	283,680	4,070,950	21,535	591,560	3,129	4,662,510	24,665	42.58	22.42									
2/19/2013	3,637,120	277,580	3,914,700	20,709	639,700	3,384	4,554,400	24,093	43.21	21.79									
2/20/2013	4,071,860	285,560	4,357,420	23,051	656,830	3,475	5,014,250	26,525	40.33	24.67									
2/21/2013	4,060,420	269,850	4,330,270	22,907	632,020	3,343	4,962,290	26,251	42.42	22.58									
2/22/2013	4,193,130	237,720	4,430,850	23,439	632,780	3,347	5,063,630	26,787	42.79	22.21									
2/23/2013	3,700,090	173,340	3,873,430	20,490	569,180	3,011	4,442,610	23,501	43.08	21.92									
2/24/2013	3,663,390	215,960	3,879,350	20,522	560,170	2,963	4,439,520	23,485	45.04	19.96									
2/25/2013	3,869,100	283,710	4,152,810	21,968	726,730	3,844	4,879,540	25,813	43.71	21.29									
2/26/2013	3,728,360	264,320	3,992,680	21,121	687,330	3,636	4,680,010	24,757	43.75	21.25									

Date	Firm Sales Volumes (Therms)		Interruptible Sales Volumes (Therms)		Total Sales Volumes (Therms)		Total Sales Emissions (mtCO ₂ e)		Transportation Volumes (Therms)		Transportation Emissions (mtCO ₂ e)		Total Volumes (Therms)		Total Emissions (mtCO ₂ e)		Average Daily Temp. (°F)		HDD65
	Sales Volumes (Therms)	Interruptible Sales Volumes (Therms)	Total Sales Volumes (Therms)	Total Sales Emissions (mtCO ₂ e)	Transportation Volumes (Therms)	Transportation Emissions (mtCO ₂ e)	Total Volumes (Therms)	Total Emissions (mtCO ₂ e)	Transportation Volumes (Therms)	Transportation Emissions (mtCO ₂ e)	Total Volumes (Therms)	Total Emissions (mtCO ₂ e)	Average Daily Temp. (°F)	HDD65					
2/27/2013	3,326,760	249,780	3,576,540	18,920	658,540	3,484	22,404	44.88	20.12										
2/28/2013	2,995,460	209,600	3,205,060	16,955	598,170	3,164	20,119	48.33	16.67										
2/1/2014	4,202,180	203,060	4,405,240	23,404	589,710	3,120	26,423	42.13	22.87										
2/2/2014	4,356,630	264,840	4,621,470	24,448	570,810	3,020	27,467	39.88	25.12										
2/3/2014	5,382,640	358,530	5,741,170	30,371	764,720	4,045	34,416	36.38	28.62										
2/4/2014	6,244,020	385,920	6,629,940	35,072	804,060	4,253	39,326	32.50	32.50										
2/5/2014	7,198,170	396,490	7,594,660	40,176	861,330	4,566	44,732	25.88	39.12										
2/6/2014	7,168,260	380,700	7,548,960	39,934	862,850	4,564	44,498	25.17	39.83										
2/7/2014	5,984,370	278,650	6,263,020	33,131	822,830	4,353	37,484	30.33	34.67										
2/8/2014	5,516,840	190,700	5,707,540	30,193	648,700	3,432	33,625	34.54	30.46										
2/9/2014	5,110,030	239,060	5,349,090	28,297	665,100	3,518	31,815	35.63	29.37										
2/10/2014	3,984,050	260,880	4,244,930	22,456	690,790	3,654	26,110	43.71	21.29										
2/11/2014	3,277,940	229,900	3,507,840	18,556	634,040	3,354	21,911	48.17	16.83										
2/12/2014	2,891,720	223,630	3,115,350	16,480	681,490	3,605	20,085	50.38	14.62										
2/13/2014	2,999,250	229,360	3,228,610	17,079	633,760	3,353	20,432	49.63	15.37										
2/14/2014	3,211,340	208,990	3,420,330	18,094	627,880	3,321	21,415	48.38	16.62										
2/15/2014	3,961,230	185,990	4,147,220	21,939	571,650	3,024	24,963	44.96	20.04										
2/16/2014	3,951,740	229,990	4,181,730	22,121	591,240	3,128	25,249	44.04	20.96										
2/17/2014	3,943,810	270,600	4,214,410	22,294	646,760	3,421	25,716	43.25	21.75										
2/18/2014	4,162,310	274,420	4,436,730	23,470	707,990	3,745	27,216	44.54	20.46										
2/19/2014	4,017,400	274,410	4,291,810	22,704	698,050	3,693	26,396	42.42	22.58										
2/20/2014	3,720,380	258,280	3,978,660	21,047	623,460	3,298	24,345	45.79	19.21										
2/21/2014	4,201,130	254,150	4,455,280	23,568	650,260	3,440	25,105,540	40.46	24.54										
2/22/2014	4,410,360	197,640	4,608,000	24,376	600,990	3,179	27,556	40.17	24.83										
2/23/2014	4,190,530	248,170	4,438,700	23,481	600,840	3,178	26,659	42.13	22.87										
2/24/2014	4,250,370	298,490	4,548,860	24,063	688,900	3,644	27,708	41.08	23.92										
2/25/2014	3,597,590	266,410	3,864,000	20,441	663,270	3,509	23,949	45.92	19.08										
2/26/2014	3,019,180	243,860	3,263,040	17,261	651,500	3,446	20,708	49.42	15.58										
2/27/2014	2,914,260	238,280	3,152,540	16,677	620,730	3,284	19,961	47.71	17.29										
2/28/2014	2,846,720	203,210	3,049,930	16,134	645,870	3,417	19,551	48.88	16.12										
2/1/2015	3,407,600	170,420	3,578,020	18,928	496,030	2,624	21,552	44.63	20.37										
2/2/2015	3,282,300	203,910	3,486,210	18,442	685,110	3,624	22,066	46.63	18.37										
2/3/2015	3,284,770	201,170	3,485,940	18,441	694,410	3,673	22,114	46.83	18.17										
2/4/2015	3,260,920	195,530	3,456,450	18,285	660,210	3,493	21,777	45.75	19.25										
2/5/2015	2,367,840	198,780	2,566,620	13,577	599,170	3,170	16,747	52.04	12.96										
2/6/2015	2,269,110	170,670	2,439,780	12,906	567,820	3,004	15,910	54.50	10.50										
2/7/2015	2,511,740	141,470	2,653,210	14,035	495,370	2,621	16,656	51.33	13.67										
2/8/2015	2,394,360	165,500	2,559,860	13,542	506,490	2,679	16,221	52.92	12.08										
2/9/2015	2,385,210	199,650	2,584,860	13,674	639,760	3,384	17,058	51.33	13.67										
2/10/2015	2,633,730	197,250	2,830,980	14,976	654,810	3,464	18,440	50.88	14.12										
2/11/2015	2,697,790	210,300	2,908,090	15,384	651,800	3,448	18,832	48.50	16.50										
2/12/2015	2,098,990	210,230	2,309,220	12,216	612,020	3,238	15,453	53.83	11.17										
2/13/2015	1,995,040	207,640	2,202,680	11,652	591,950	3,131	14,784	52.08	12.92										
2/14/2015	2,461,540	205,270	2,666,810	14,107	525,420	2,779	16,887	51.08	13.92										
2/15/2015	3,055,370	182,000	3,237,370	17,126	546,670	2,892	20,018	45.92	19.08										
2/16/2015	3,106,880	152,050	3,258,930	17,240	658,700	3,485	20,724	48.21	16.79										
2/17/2015	2,969,190	202,200	3,171,390	16,777	684,920	3,623	20,400	49.50	15.50										
2/18/2015	2,948,750	201,010	3,149,760	16,662	680,370	3,599	20,261	47.96	17.04										
2/19/2015	2,709,630	198,020	2,907,650	15,381	688,750	3,643	19,025	49.17	15.83										

Date	Firm Sales Volumes (Therms)		Interruptible Sales Volumes (Therms)		Total Sales Volumes (Therms)		Total Sales Emissions (mtCO ₂ e)		Transportation Volumes (Therms)		Transportation Emissions (mtCO ₂ e)		Total Volumes (Therms)		Total Emissions (mtCO ₂ e)		Average Daily Temp. (°F)		HDD65
	Sales Volumes (Therms)	Interruptible Sales Volumes (Therms)	Total Sales Volumes (Therms)	Total Sales Emissions (mtCO ₂ e)	Transportation Volumes (Therms)	Transportation Emissions (mtCO ₂ e)	Total Volumes (Therms)	Total Emissions (mtCO ₂ e)	Transportation Volumes (Therms)	Transportation Emissions (mtCO ₂ e)	Total Volumes (Therms)	Total Emissions (mtCO ₂ e)	Average Daily Temp. (°F)	HDD65					
2/20/2015	2,729,740	171,270	2,901,010	15,346	684,610	3,622	3,585,620	18,968	48.67	16.33									
2/21/2015	3,169,900	138,670	3,308,570	17,502	590,410	3,123	3,898,980	20,626	47.25	17.75									
2/22/2015	3,811,910	161,170	3,973,080	21,018	605,030	3,201	4,578,110	24,218	45.46	19.54									
2/23/2015	3,563,420	197,800	3,761,220	19,897	746,820	3,951	4,508,040	23,848	44.75	20.25									
2/24/2015	3,177,770	196,140	3,373,910	17,848	707,600	3,743	4,081,510	21,591	44.96	20.04									
2/25/2015	3,042,390	199,580	3,241,970	17,150	694,370	3,673	3,936,340	20,823	46.83	18.17									
2/26/2015	2,637,960	200,690	2,838,650	15,016	686,640	3,632	3,525,290	18,649	48.71	16.29									
2/27/2015	3,031,000	166,430	3,197,430	16,914	668,460	3,536	3,865,890	20,451	47.63	17.37									
2/28/2015	3,356,390	134,060	3,490,450	18,464	584,640	3,093	4,075,090	21,557	46.08	18.92									
2/1/2016	4,268,860	166,420	4,435,280	23,463	785,460	4,155	5,220,740	27,618	40.88	24.12									
2/2/2016	3,904,990	168,820	4,073,810	21,550	763,380	4,038	4,837,190	25,589	41.88	23.12									
2/3/2016	4,006,510	167,550	4,174,060	22,081	749,650	3,966	4,923,710	26,046	43.17	21.83									
2/4/2016	3,677,370	163,080	3,840,450	20,316	727,600	3,849	4,568,050	24,165	45.58	19.42									
2/5/2016	3,515,320	147,190	3,662,510	19,375	674,810	3,570	4,337,320	22,944	46.04	18.96									
2/6/2016	3,971,760	119,340	4,091,100	21,642	625,090	3,307	4,716,190	24,949	44.29	20.71									
2/7/2016	3,857,880	138,890	3,996,770	21,143	621,230	3,286	4,618,000	24,429	43.29	21.71									
2/8/2016	3,282,160	164,040	3,446,200	18,230	769,110	4,069	4,215,310	22,299	47.67	17.33									
2/9/2016	2,852,580	166,900	3,019,480	15,973	749,230	3,963	3,768,710	19,936	50.63	14.37									
2/10/2016	2,910,720	163,990	3,074,710	16,265	751,740	3,977	3,826,450	20,242	50.29	14.71									
2/11/2016	2,653,940	159,670	2,813,610	14,884	697,830	3,692	3,511,440	18,576	49.75	15.25									
2/12/2016	2,563,620	141,390	2,705,010	14,310	726,010	3,841	3,431,020	18,150	51.79	13.21									
2/13/2016	3,297,930	120,310	3,418,240	18,082	627,280	3,318	4,045,520	21,401	45.83	19.17									
2/14/2016	2,738,700	139,270	2,877,970	15,224	567,120	3,000	3,445,090	18,225	50.21	14.79									
2/15/2016	2,742,260	162,430	2,904,690	15,366	641,280	3,392	3,545,970	18,758	51.58	13.42									
2/16/2016	2,551,570	164,490	2,716,060	14,368	662,120	3,503	3,378,180	17,871	50.88	14.12									
2/17/2016	2,578,550	167,440	2,745,990	14,526	650,310	3,440	3,396,300	17,966	51.54	13.46									
2/18/2016	3,082,250	166,280	3,248,530	17,185	661,300	3,498	3,909,830	20,683	47.17	17.83									
2/19/2016	3,763,780	145,120	3,908,900	20,678	708,820	3,750	4,617,720	24,428	45.13	19.87									
2/20/2016	3,668,280	117,180	3,785,460	20,025	602,190	3,186	4,387,650	23,211	43.88	21.12									
2/21/2016	4,035,230	135,170	4,170,400	22,061	560,820	2,967	4,731,220	25,028	42.63	22.37									
2/22/2016	3,957,150	159,080	4,116,230	21,775	721,950	3,819	4,838,180	25,594	43.75	21.25									
2/23/2016	3,303,330	163,980	3,467,310	18,342	675,790	3,575	4,143,100	21,917	47.25	17.75									
2/24/2016	2,911,930	163,710	3,075,640	16,270	716,770	3,792	3,792,410	20,062	50.63	14.37									
2/25/2016	2,668,060	164,330	2,832,390	14,983	669,310	3,541	3,501,700	18,524	49.46	15.54									
2/26/2016	2,426,450	145,490	2,571,940	13,606	610,910	3,232	3,182,850	16,837	50.67	14.33									
2/27/2016	2,567,940	113,720	2,681,660	14,186	578,090	3,058	3,259,750	17,244	49.71	15.29									
2/28/2016	3,453,400	131,210	3,584,610	18,963	600,910	3,179	4,185,520	22,141	46.25	18.75									
2/29/2016	3,010,760	157,350	3,168,110	16,759	743,210	3,932	3,911,320	20,691	47.04	17.96									
2/1/2017	5,753,240	197,420	5,950,660	31,479	804,890	4,258	6,755,550	35,737	35.92	29.08									
2/2/2017	5,308,630	199,120	5,507,750	29,136	772,660	4,087	6,280,410	33,223	37.75	27.25									
2/3/2017	4,855,360	172,380	5,027,740	26,597	738,180	3,905	5,765,920	30,502	36.79	28.21									
2/4/2017	4,046,180	137,130	4,183,310	22,130	614,990	3,253	4,798,300	25,383	42.63	22.37									
2/5/2017	5,237,290	164,870	5,402,160	28,577	653,870	3,459	6,056,030	32,036	35.46	29.54									
2/6/2017	5,648,230	192,110	5,840,340	30,895	719,940	3,808	6,560,280	34,704	34.04	30.96									
2/7/2017	5,475,130	193,650	5,668,780	29,988	776,170	4,106	6,444,950	34,094	34.92	30.08									
2/8/2017	5,080,940	193,650	5,274,590	27,903	695,630	3,680	5,970,220	31,582	36.75	28.25									
2/9/2017	3,279,760	196,540	3,476,300	18,390	598,610	3,167	4,074,910	21,556	48.58	16.42									
2/10/2017	4,320,860	169,060	4,489,920	23,752	666,180	3,524	5,156,100	27,276	43.42	21.58									
2/11/2017	4,285,470	134,790	4,420,260	23,383	585,850	3,099	5,006,110	26,482	42.25	22.75									

Date	Firm Sales Volumes (Therms)		Interruptible Sales Volumes (Therms)		Total Sales Volumes (Therms)		Total Sales Emissions (mtCO ₂ e)		Transportation Volumes (Therms)		Transportation Emissions (mtCO ₂ e)		Total Volumes (Therms)		Total Emissions (mtCO ₂ e)		Average Daily Temp. (°F)		HDD65
	Sales Volumes (Therms)	Interruptible Sales Volumes (Therms)	Total Sales Volumes (Therms)	Total Sales Emissions (mtCO ₂ e)	Transportation Volumes (Therms)	Transportation Emissions (mtCO ₂ e)	Total Volumes (Therms)	Total Emissions (mtCO ₂ e)	Transportation Volumes (Therms)	Transportation Emissions (mtCO ₂ e)	Total Volumes (Therms)	Total Emissions (mtCO ₂ e)	Average Daily Temp. (°F)	HDD65					
2/12/2017	4,504,360	158,970	4,663,330	24,669	632,170	3,344	28,013	5,295,500	40.83	24.17									
2/13/2017	4,042,300	193,710	4,236,010	22,408	782,080	4,137	26,546	5,018,090	43.83	21.17									
2/14/2017	3,339,090	194,850	3,533,940	18,695	695,530	3,679	22,374	4,229,470	46.25	18.75									
2/15/2017	2,869,770	193,870	3,063,640	16,207	681,230	3,604	19,810	3,744,870	49.71	15.29									
2/16/2017	2,836,060	194,870	3,030,930	16,034	724,340	3,832	19,865	3,755,270	49.42	15.58									
2/17/2017	2,930,400	173,160	3,103,560	16,418	695,070	3,677	20,095	3,798,630	47.17	17.83									
2/18/2017	3,557,820	142,380	3,700,200	19,574	613,480	3,245	22,819	4,313,680	43.33	21.67									
2/19/2017	3,728,800	164,050	3,892,850	20,593	619,120	3,275	23,868	4,511,970	44.21	20.79									
2/20/2017	3,829,290	191,230	4,020,520	21,269	712,060	3,767	25,035	4,732,580	43.08	21.92									
2/21/2017	4,034,890	191,000	4,225,890	22,355	752,900	3,983	26,338	4,978,790	42.88	22.12									
2/22/2017	4,385,200	190,620	4,575,820	24,206	783,280	4,144	28,350	5,359,100	39.29	25.71									
2/23/2017	4,753,080	195,890	4,948,970	26,180	792,100	4,190	30,370	5,741,070	37.42	27.58									
2/24/2017	4,489,890	170,240	4,660,130	24,652	785,280	4,154	28,806	5,445,410	39.21	25.79									
2/25/2017	4,499,880	140,250	4,640,130	24,546	688,340	3,641	28,188	5,328,470	38.50	26.50									
2/26/2017	4,678,270	164,460	4,842,730	25,618	695,620	3,680	29,298	5,538,350	37.96	27.04									
2/27/2017	5,271,780	187,320	5,459,100	28,879	817,560	4,325	33,204	6,276,660	36.63	28.37									
2/28/2017	4,352,070	185,970	4,538,040	24,006	770,910	4,078	28,084	5,308,950	39.83	25.17									
2/1/2018	3,716,140	214,790	3,930,930	20,795	676,640	3,579	24,374	4,607,570	44.33	20.67									
2/2/2018	2,927,000	189,490	3,116,490	16,486	632,560	3,346	19,832	3,749,050	49.75	15.25									
2/3/2018	2,843,240	152,310	2,995,550	15,846	563,030	2,978	18,825	3,558,580	49.33	15.67									
2/4/2018	2,757,760	172,350	2,930,110	15,500	532,310	2,816	18,316	3,462,420	51.29	13.71									
2/5/2018	3,259,700	210,130	3,469,830	18,355	663,340	3,509	21,864	4,133,170	47.58	17.42									
2/6/2018	3,525,730	208,640	3,734,370	18,697	633,830	3,353	22,050	4,168,200	46.33	18.67									
2/7/2018	2,881,770	210,290	3,092,060	16,357	584,640	3,093	19,450	3,676,700	49.71	15.29									
2/8/2018	3,254,580	208,030	3,462,610	18,317	605,520	3,203	21,520	4,068,130	49.00	16.00									
2/9/2018	3,893,100	183,910	4,077,010	21,567	686,050	3,629	25,197	4,763,060	43.00	22.00									
2/10/2018	4,501,610	146,050	4,647,660	24,586	679,770	3,596	28,182	5,327,430	38.63	26.37									
2/11/2018	4,695,590	168,160	4,863,750	25,729	688,730	3,643	29,373	5,552,480	38.88	26.12									
2/12/2018	5,115,190	201,980	5,317,170	28,128	850,300	4,498	32,626	6,167,470	38.13	26.87									
2/13/2018	4,541,500	208,580	4,750,080	25,128	786,170	4,159	29,287	5,536,250	39.04	25.96									
2/14/2018	4,630,710	209,540	4,840,250	25,605	804,720	4,257	29,862	5,644,970	39.46	25.54									
2/15/2018	4,288,130	208,270	4,496,400	23,786	768,710	4,066	27,852	5,265,110	40.79	24.21									
2/16/2018	3,906,030	181,810	4,087,840	21,625	710,580	3,759	25,384	4,798,420	43.75	21.25									
2/17/2018	4,020,900	149,570	4,170,470	22,062	659,530	3,489	25,551	4,830,000	44.63	20.37									
2/18/2018	5,639,650	175,100	5,814,750	30,760	753,650	3,987	34,747	6,568,400	34.21	30.79									
2/19/2018	5,864,370	206,990	6,071,360	32,117	810,720	4,289	36,406	6,882,080	32.17	32.83									
2/20/2018	6,302,390	207,120	6,509,510	34,435	896,490	4,742	39,178	7,406,000	31.50	33.50									
2/21/2018	6,371,670	207,180	6,578,850	34,802	862,310	4,562	39,364	7,441,160	30.33	34.67									
2/22/2018	6,125,680	206,630	6,332,310	33,498	859,870	4,549	38,047	7,192,180	31.71	33.29									
2/23/2018	6,083,130	185,450	6,268,580	33,161	823,750	4,358	37,518	7,092,330	31.17	33.83									
2/24/2018	4,569,330	149,640	4,718,970	24,963	670,440	3,547	28,510	5,389,410	39.83	25.17									
2/25/2018	5,017,860	175,720	5,193,580	27,474	687,840	3,639	31,113	5,881,420	39.83	25.17									
2/26/2018	4,698,870	210,010	4,908,880	25,968	823,530	4,356	30,324	5,732,410	38.21	26.79									
2/27/2018	4,484,520	205,010	4,689,530	24,808	818,070	4,328	29,135	5,507,600	41.75	23.25									
2/28/2018	4,268,060	203,350	4,471,410	23,654	755,810	3,998	27,652	5,227,220	43.08	21.92									
2/1/2019	3,266,190	169,480	3,435,670	18,175	667,330	3,530	21,705	4,103,000	47.54	17.46									
2/2/2019	3,616,910	138,320	3,755,230	19,865	581,020	3,074	22,939	4,336,250	45.04	19.96									
2/3/2019	5,330,840	160,750	5,491,590	29,051	687,660	3,638	32,688	6,179,250	37.04	27.96									
2/4/2019	7,431,050	187,010	7,618,060	40,300	777,310	4,112	44,412	8,395,370	26.63	38.37									

Date	Firm Sales Volumes (Therms)		Interruptible Sales Volumes (Therms)		Total Sales Volumes (Therms)		Total Sales Emissions (mtCO ₂ e)		Transportation Volumes (Therms)		Transportation Emissions (mtCO ₂ e)		Total Volumes (Therms)		Total Emissions (mtCO ₂ e)		Average Daily Temp. (°F)	HDD65
	Sales Volumes (Therms)	Interruptible Sales Volumes (Therms)	Total Sales Volumes (Therms)	Total Sales Emissions (mtCO ₂ e)	Transportation Volumes (Therms)	Transportation Emissions (mtCO ₂ e)	Total Volumes (Therms)	Total Emissions (mtCO ₂ e)										
2/5/2019	7,032,960	192,730	7,225,690	38,224	829,480	4,388	8,055,170	42,612	27.92	37.08								
2/6/2019	6,869,210	191,110	7,060,320	37,349	886,980	4,692	7,947,300	42,041	28.92	36.08								
2/7/2019	6,337,280	190,830	6,528,110	34,534	847,730	4,484	7,375,840	39,018	31.58	33.42								
2/8/2019	6,107,310	165,440	6,272,750	33,183	759,280	4,017	7,032,030	37,199	32.13	32.87								
2/9/2019	6,689,630	134,320	6,823,950	36,099	688,240	3,641	7,512,190	39,739	29.54	35.46								
2/10/2019	6,590,600	156,400	6,747,000	35,692	724,690	3,834	7,471,690	39,525	29.25	35.75								
2/11/2019	6,093,510	184,300	6,277,810	33,210	774,690	4,098	7,052,500	37,308	33.13	31.87								
2/12/2019	5,643,840	186,140	5,829,980	30,841	765,310	4,048	6,595,290	34,889	36.38	28.62								
2/13/2019	5,585,190	190,130	5,775,320	30,551	818,590	4,330	6,593,910	34,882	36.00	29.00								
2/14/2019	5,216,320	189,280	5,405,600	28,596	797,330	4,218	6,202,930	32,813	38.58	26.42								
2/15/2019	4,582,030	163,400	4,745,430	25,103	772,330	4,086	5,517,760	29,189	41.92	23.08								
2/16/2019	4,941,170	131,780	5,072,950	26,836	726,410	3,843	5,799,360	30,679	39.33	25.67								
2/17/2019	5,129,410	156,910	5,286,320	27,965	705,200	3,731	5,991,520	31,695	37.67	27.33								
2/18/2019	4,932,100	187,920	5,120,020	27,085	730,020	3,862	5,850,040	30,947	39.42	25.58								
2/19/2019	4,956,150	188,580	5,144,730	27,216	808,150	4,275	5,952,880	31,491	40.25	24.75								
2/20/2019	5,048,640	188,790	5,237,430	27,706	859,700	4,548	6,097,130	32,254	38.96	26.04								
2/21/2019	4,837,940	187,500	5,025,440	26,585	844,900	4,470	5,870,340	31,054	39.17	25.83								
2/22/2019	5,239,190	162,600	5,401,790	28,575	823,970	4,359	6,225,760	32,934	38.67	26.33								
2/23/2019	4,560,790	135,480	4,696,270	24,843	631,820	3,342	5,328,090	28,186	40.58	24.42								
2/24/2019	5,041,220	157,720	5,198,940	27,502	681,960	3,608	5,880,900	31,110	39.08	25.92								
2/25/2019	5,249,190	188,740	5,437,930	28,767	771,700	4,082	6,209,630	32,849	37.21	27.79								
2/26/2019	5,507,800	191,310	5,699,110	30,148	782,950	4,142	6,482,060	34,290	35.71	29.29								
2/27/2019	5,404,470	187,700	5,592,170	29,583	757,600	4,008	6,349,770	33,590	37.96	27.04								
2/28/2019	4,531,640	184,800	4,716,440	24,950	729,060	3,857	5,445,500	28,807	39.63	25.37								
2/1/2020	4,170,100	127,020	4,297,120	22,732	583,510	3,087	4,880,630	25,819	46.75	18.25								
2/2/2020	4,805,620	149,210	4,954,830	26,211	615,420	3,256	5,570,250	29,467	38.25	26.75								
2/3/2020	5,365,050	177,550	5,542,600	29,320	753,040	3,984	6,295,640	33,304	37.63	27.37								
2/4/2020	5,484,320	175,120	5,659,440	29,938	726,140	3,841	6,385,580	33,780	35.88	29.12								
2/5/2020	3,794,840	179,600	3,974,440	21,025	655,170	3,466	4,629,610	24,491	47.25	17.75								
2/6/2020	3,568,990	177,490	3,746,480	19,819	661,800	3,501	4,408,280	23,320	48.00	17.00								
2/7/2020	3,681,180	154,210	3,835,390	20,289	627,480	3,319	4,462,870	23,609	47.17	17.83								
2/8/2020	4,126,610	124,470	4,251,080	22,488	590,110	3,122	4,841,190	25,610	44.54	20.46								
2/9/2020	4,403,910	147,470	4,551,380	24,077	640,750	3,390	5,192,130	27,466	42.04	22.96								
2/10/2020	4,481,990	175,490	4,657,480	24,638	685,730	3,628	5,343,210	28,266	41.67	23.33								
2/11/2020	4,260,780	174,680	4,435,460	23,464	646,370	3,419	5,081,830	26,883	42.50	22.50								
2/12/2020	3,856,800	175,780	4,032,580	21,332	659,470	3,489	4,692,050	24,821	45.58	19.42								
2/13/2020	4,461,770	177,600	4,639,370	24,542	687,940	3,639	5,327,310	28,181	42.63	22.37								
2/14/2020	3,954,490	153,750	4,108,240	21,733	624,300	3,303	4,732,540	25,035	44.21	20.79								
2/15/2020	4,111,120	123,320	4,234,440	22,400	573,650	3,035	4,808,090	25,435	43.88	21.12								
2/16/2020	4,269,250	145,160	4,414,410	23,352	602,120	3,185	5,016,530	26,537	42.58	22.42								
2/17/2020	4,631,250	175,070	4,806,320	25,425	690,260	3,651	5,496,580	29,077	41.13	23.87								
2/18/2020	4,930,890	177,700	5,108,590	27,024	743,970	3,936	5,852,560	30,960	39.29	25.71								
2/19/2020	4,384,040	178,230	4,562,270	24,134	720,690	3,812	5,282,960	27,947	44.29	20.71								
2/20/2020	4,104,760	176,750	4,281,510	22,649	675,120	3,571	4,956,630	26,221	48.25	16.75								
2/21/2020	3,697,650	152,780	3,850,430	20,369	664,340	3,514	4,514,770	23,883	44.75	20.25								
2/22/2020	3,775,970	123,530	3,899,500	20,628	589,140	3,117	4,488,640	23,745	43.54	21.46								
2/23/2020	4,239,920	149,820	4,389,740	23,222	615,140	3,254	5,004,880	26,476	44.08	20.92								
2/24/2020	4,270,130	176,680	4,446,810	23,524	702,140	3,714	5,148,950	27,238	43.54	21.46								
2/25/2020	3,768,920	178,390	3,947,310	20,881	639,210	3,381	4,586,520	24,263	44.42	20.58								

Date	Firm Sales Volumes (Therms)		Interruptible Sales Volumes (Therms)		Total Sales Volumes (Therms)		Total Sales Emissions (mtCO ₂ e)		Transportation Volumes (Therms)		Transportation Emissions (mtCO ₂ e)		Total Volumes (Therms)		Total Emissions (mtCO ₂ e)		Average Daily Temp. (°F)		HDD65
	Sales Volumes (Therms)	Interruptible Sales Volumes (Therms)	Total Sales Volumes (Therms)	Total Sales Emissions (mtCO ₂ e)	Transportation Volumes (Therms)	Transportation Emissions (mtCO ₂ e)	Total Volumes (Therms)	Total Emissions (mtCO ₂ e)	Transportation Volumes (Therms)	Transportation Emissions (mtCO ₂ e)	Total Volumes (Therms)	Total Emissions (mtCO ₂ e)	Average Daily Temp. (°F)	HDD65					
2/26/2020	3,468,600	180,500	3,649,100	19,304	639,250	3,382	4,288,350	22,685	46.75	18.25									
2/27/2020	3,370,830	175,850	3,546,680	18,762	603,100	3,190	4,149,780	21,952	47.21	17.79									
2/28/2020	3,941,500	150,510	4,092,010	21,647	613,780	3,247	4,705,790	24,894	42.96	22.04									
2/29/2020	4,189,240	119,650	4,308,890	22,794	586,790	3,104	4,895,680	25,898	42.33	22.67									
2/1/2021	3,651,100	113,920	3,765,020	19,917	636,640	3,368	4,401,660	23,285	47.75	17.25									
2/2/2021	4,418,320	114,600	4,532,920	23,979	688,520	3,642	5,221,440	27,621	42.38	22.62									
2/3/2021	4,157,700	115,020	4,272,720	22,603	677,420	3,584	4,950,140	26,186	43.25	21.75									
2/4/2021	4,148,050	112,960	4,261,010	22,541	654,120	3,460	4,915,130	26,001	44.71	20.29									
2/5/2021	3,597,950	99,840	3,697,790	19,561	682,350	3,610	4,380,140	23,171	47.33	17.67									
2/6/2021	4,039,100	79,530	4,118,630	21,788	581,130	3,074	4,699,760	24,862	45.58	19.42									
2/7/2021	4,416,260	95,220	4,511,480	23,866	584,150	3,090	5,095,630	26,956	42.75	22.25									
2/8/2021	4,926,130	114,670	5,040,800	26,666	747,000	3,952	5,787,800	30,617	39.33	25.67									
2/9/2021	5,394,410	115,960	5,510,370	29,150	754,470	3,991	6,264,840	33,141	37.33	27.67									
2/10/2021	5,461,890	115,810	5,577,700	29,506	771,820	4,083	6,349,520	33,589	36.00	29.00									
2/11/2021	6,422,580	113,580	6,536,160	34,576	830,750	4,395	7,366,910	38,971	33.29	31.71									
2/12/2021	6,949,760	97,700	7,047,460	37,281	743,680	3,934	7,791,140	41,215	29.58	35.42									
2/13/2021	6,528,370	79,840	6,608,210	34,957	588,670	3,114	7,196,880	38,071	28.17	36.83									
2/14/2021	5,939,990	94,850	6,034,840	31,924	584,420	3,092	6,619,260	35,016	32.58	32.42									
2/15/2021	5,195,200	113,410	5,308,610	28,083	659,180	3,487	5,967,790	31,570	38.21	26.79									
2/16/2021	4,513,990	114,060	4,628,050	24,482	665,380	3,520	5,293,430	28,002	43.21	21.79									
2/17/2021	4,676,040	115,210	4,791,250	25,346	734,460	3,885	5,525,710	29,231	41.63	23.37									
2/18/2021	4,707,710	115,540	4,823,250	25,515	725,480	3,738	5,548,730	29,353	41.67	23.33									
2/19/2021	4,209,830	99,480	4,309,310	22,796	709,460	3,853	5,018,770	26,549	43.08	21.92									
2/20/2021	3,985,720	79,540	4,065,260	21,505	613,110	3,243	4,678,370	24,749	43.00	22.00									
2/21/2021	3,548,240	94,590	3,642,830	19,271	537,700	2,844	4,180,530	22,115	47.67	17.33									
2/22/2021	3,971,180	114,140	4,085,320	21,611	714,860	3,782	4,800,180	25,393	47.71	17.29									
2/23/2021	4,674,430	117,300	4,791,730	25,348	686,970	3,634	5,478,700	28,982	41.46	23.54									
2/24/2021	4,484,550	116,190	4,600,740	24,338	693,680	3,670	5,294,420	28,007	39.33	25.67									
2/25/2021	4,576,130	115,840	4,691,970	24,821	667,440	3,531	5,359,410	28,351	42.67	22.33									
2/26/2021	4,284,540	100,700	4,385,240	23,198	651,090	3,444	5,036,330	26,642	42.50	22.50									
2/27/2021	3,982,150	78,360	4,060,510	21,480	578,080	3,058	4,638,590	24,538	41.25	23.75									
2/28/2021	3,668,030	92,780	3,760,810	19,895	534,640	2,828	4,295,450	22,723	45.88	19.12									
2/1/2022	5,156,570	138,580	5,295,150	28,011	716,170	3,789	6,011,320	31,800	38.83	26.17									
2/2/2022	5,188,200	139,870	5,328,070	28,185	678,840	3,591	6,006,910	31,777	38.17	26.83									
2/3/2022	4,305,730	139,060	4,444,790	23,513	649,130	3,434	5,093,920	26,947	44.21	20.79									
2/4/2022	4,159,080	118,170	4,277,250	22,627	632,360	3,345	4,909,610	25,972	44.04	20.96									
2/5/2022	4,090,200	96,540	4,186,740	22,148	568,750	3,009	4,755,490	25,157	43.13	21.87									
2/6/2022	4,153,690	114,180	4,267,870	22,577	600,860	2,967	4,828,730	25,544	41.21	23.79									
2/7/2022	3,822,540	137,890	3,960,430	20,951	664,030	3,513	4,624,460	24,463	45.75	19.25									
2/8/2022	3,780,180	139,520	3,919,700	20,735	671,240	3,551	4,590,940	24,286	43.58	21.42									
2/9/2022	3,347,640	141,280	3,488,920	18,456	664,210	3,514	4,153,130	21,970	46.42	18.58									
2/10/2022	3,637,470	140,230	3,777,700	19,984	646,310	3,419	4,424,010	23,403	45.54	19.46									
2/11/2022	3,920,160	118,460	4,038,620	21,364	634,710	3,358	4,673,330	24,722	45.08	19.92									
2/12/2022	4,062,610	93,790	4,156,400	21,987	559,750	2,961	4,716,150	24,948	43.79	21.21									
2/13/2022	3,494,630	114,630	3,609,260	19,093	549,570	2,907	4,158,830	22,000	44.50	20.50									
2/14/2022	3,829,430	137,180	3,966,610	20,983	645,620	3,415	4,612,230	24,399	44.50	20.50									
2/15/2022	3,754,640	137,780	3,892,420	20,591	674,510	3,568	4,566,930	24,159	44.13	20.87									
2/16/2022	3,793,990	138,240	3,932,230	20,801	679,310	3,594	4,611,540	24,395	44.83	20.17									
2/17/2022	3,914,150	138,230	4,052,380	21,437	684,790	3,623	4,737,170	25,060	42.83	22.17									

Date	Firm		Interruptible		Total Sales		Transportation		Total		Average Daily Temp. (°F)	HDD65
	Sales Volumes (Therms)	Sales Volumes (Therms)	Sales Volumes (Therms)	Sales Volumes (Therms)	Emissions (mtCO ₂ e)	Emissions (mtCO ₂ e)	Volumes (Therms)	Emissions (mtCO ₂ e)	Volumes (Therms)	Emissions (mtCO ₂ e)		
2/18/2022	3,491,060	120,280	3,611,340	19,104	627,970	3,322	4,239,310	22,426	44.71	20.29		
2/19/2022	4,089,160	95,930	4,185,090	22,139	565,710	2,993	4,750,800	25,132	42.96	22.04		
2/20/2022	4,433,680	114,540	4,548,220	24,060	537,900	2,845	5,086,120	26,906	41.08	23.92		
2/21/2022	5,404,170	137,850	5,542,020	29,317	718,710	3,802	6,260,730	33,119	36.75	28.25		
2/22/2022	6,828,450	139,080	6,967,530	36,858	758,170	4,011	7,725,700	40,869	31.04	33.96		
2/23/2022	6,059,580	142,430	6,202,010	32,809	773,800	4,093	6,975,810	36,902	30.58	34.42		
2/24/2022	5,784,540	140,490	5,925,030	31,343	745,580	3,944	6,670,610	35,288	33.38	31.62		
2/25/2022	5,154,250	121,270	5,275,520	27,908	713,210	3,773	5,988,730	31,680	36.75	28.25		
2/26/2022	4,416,640	97,890	4,514,530	23,882	597,040	3,158	5,111,570	27,040	41.04	23.96		
2/27/2022	3,471,580	113,950	3,585,530	18,967	575,650	3,045	4,161,180	22,013	46.67	18.33		
2/28/2022	2,908,980	136,410	3,045,390	16,110	678,700	3,590	3,724,090	19,700	51.21	13.79		
2/1/2023	4,934,860	88,360	5,023,220	26,573	439,950	3,227	5,463,170	28,900	39.54	25.46		
2/2/2023	4,352,980	123,290	4,476,270	23,679	657,490	3,478	5,133,760	27,158	41.92	23.08		
2/3/2023	4,105,270	106,160	4,211,430	22,278	578,490	3,060	4,789,920	25,339	44.04	20.96		
2/4/2023	3,465,020	85,020	3,550,040	18,780	522,550	2,764	4,072,590	21,544	47.13	17.87		
2/5/2023	3,741,100	100,680	3,841,780	20,323	598,330	3,165	4,440,110	23,488	44.79	20.21		
2/6/2023	3,938,300	121,830	4,060,130	21,478	696,290	3,683	4,756,420	25,161	45.13	19.87		
2/7/2023	4,157,240	122,560	4,279,800	22,640	710,780	3,760	4,990,580	26,400	45.13	19.87		
2/8/2023	4,112,210	124,210	4,236,420	22,411	689,680	3,648	4,926,100	26,059	43.04	21.96		
2/9/2023	3,567,200	126,830	3,694,440	19,544	627,950	3,322	4,321,980	22,863	47.38	17.62		
2/10/2023	3,588,420	106,020	3,694,440	19,544	632,480	3,346	4,326,920	22,889	46.42	18.58		
2/11/2023	4,293,700	84,890	4,378,590	23,163	530,270	2,805	4,908,860	25,968	42.42	22.58		
2/12/2023	3,883,920	101,800	3,985,720	21,084	440,520	2,330	4,426,240	23,415	42.25	22.75		
2/13/2023	4,821,910	122,290	4,944,200	26,155	602,880	3,189	5,547,080	29,344	41.04	23.96		
2/14/2023	5,414,930	122,030	5,536,960	29,291	645,550	3,415	6,182,510	32,705	36.00	29.00		
2/15/2023	5,137,590	123,470	5,261,060	27,831	645,560	3,415	5,906,620	31,246	36.58	28.42		
2/16/2023	4,552,700	122,710	4,675,410	24,733	564,180	2,985	5,239,590	27,717	40.13	24.87		
2/17/2023	4,257,860	105,260	4,363,120	23,081	627,640	3,320	4,990,760	26,401	42.29	22.71		
2/18/2023	3,993,120	82,730	4,075,850	21,561	521,750	2,760	4,597,600	24,321	42.79	22.21		
2/19/2023	3,881,460	100,760	3,982,220	21,066	483,150	2,556	4,465,370	23,622	44.38	20.62		
2/20/2023	4,147,990	122,720	4,270,710	22,592	525,850	2,782	4,796,560	25,374	45.71	19.29		
2/21/2023	4,680,270	121,280	4,801,550	25,400	603,660	3,193	5,405,210	28,594	40.00	25.00		
2/22/2023	5,970,110	123,580	6,093,690	32,236	645,040	3,412	6,738,730	35,648	33.88	31.12		
2/23/2023	6,823,160	125,650	6,948,810	36,759	685,210	3,625	7,634,020	40,384	29.17	35.83		
2/24/2023	6,329,560	106,480	6,436,040	34,047	632,570	3,346	7,068,610	37,393	30.08	34.92		
2/25/2023	5,156,120	84,400	5,240,520	27,722	546,940	2,893	5,787,460	30,616	34.42	30.58		
2/26/2023	4,970,740	99,600	5,070,340	26,822	583,870	3,089	5,654,210	29,911	36.71	28.29		
2/27/2023	5,244,450	123,790	5,368,240	28,398	684,410	3,621	6,052,650	32,019	37.58	27.42		
2/28/2023	5,329,390	122,100	5,451,490	28,838	645,230	3,413	6,096,720	32,252	37.25	27.75		

Date	Firm Sales Volumes (Therms)	Interruptible Sales Volumes (Therms)	Total Sales Volumes (Therms)	Total Sales Emissions (mtCO ₂ e)	Transportation Volumes (Therms)	Transportation Emissions (mtCO ₂ e)	Total Volumes (Therms)	Total Emissions (mtCO ₂ e)	Average Daily Temp. (°F)	HDD65
------	-----------------------------	--------------------------------------	------------------------------	---	---------------------------------	--	------------------------	---------------------------------------	--------------------------	-------

	Firm Sales Volumes (Therms)	Interruptible Sales Volumes (Therms)	Total Sales Volumes (Therms)	Total Sales Emissions (mtCO)	Transportation Volumes (Therms)	Transportation Emissions (mtCO)	Total Volumes (Therms)	Total Emissions (mtCO)	Average Daily Temp. (°F)	HDD65
Max	7,431,050	396,490	7,618,060	40,300	896,490	4,742	8,455,990	44,732	54.50	39.83
Std. Dev. +3	6,950,073	390,332	7,148,632	37,816	905,736	4,791	7,953,314	42,073	58.50	38.24
Std. Dev. +2	5,959,142	326,276	6,157,570	32,574	822,234	4,350	6,912,434	36,567	53.21	32.95
Std. Dev. +1	4,968,212	262,220	5,166,507	27,331	738,731	3,908	5,871,554	31,061	47.92	27.66
Mean	3,977,281	198,164	4,175,445	22,088	655,228	3,466	4,830,674	25,554	42.63	22.37
Std. Dev. -1	2,986,351	134,108	3,184,383	16,845	571,726	3,024	3,789,793	20,048	37.34	17.08

Date	Firm Sales Volumes (Therms)	Interruptible Sales Volumes (Therms)	Total Sales Volumes (Therms)		Transportation Volumes (Therms)		Transportation Emissions (mtCO ₂ e)		Total Volumes (Therms)	Total Emissions (mtCO ₂ e)	Average Daily Temp. (°F)	HDD65
			Total Sales Volumes (Therms)	Total Sales Emissions (mtCO ₂ e)	Transportation Volumes (Therms)	Transportation Emissions (mtCO ₂ e)						
Std. Dev. -2	1,995,420	70,052	2,193,321	11,603	488,223	2,583	2,748,913	14,542	32.05	11.79		
Std. Dev. -3	1,004,490	5,997	1,202,259	6,360	404,720	2,141	1,708,033	9,035	26.76	6.50		
Min	1,995,040	78,360	2,202,680	11,652	430,130	2,275	2,794,630	14,784	25.17	10.50		
Std. Dev.	990,931	64,056	991,062	5,243	83,503	442	1,040,880	5,506	5.29	5.29		

March Data

Calendar Years 2007 – 2023

Date	Firm Sales Volumes (Therms)	Interruptible Sales Volumes (Therms)	Total Sales Volumes (Therms)	Total Sales Emissions (mtCO ₂ e)	Transportation Volumes (Therms)	Transportation Emissions (mtCO ₂ e)	Total Volumes (Therms)	Total Emissions (mtCO ₂ e)	Average Daily Temp. (°F)	HDD65
3/1/2007	4,644,220	324,490	4,968,710	26,284	679,500	3,595	5,648,210	29,879	35.50	29.50
3/2/2007	4,076,950	240,260	4,317,210	22,838	659,940	3,491	4,977,150	26,329	38.29	26.71
3/3/2007	2,995,680	153,260	3,148,940	16,638	574,190	3,037	3,723,130	19,695	46.92	18.08
3/4/2007	2,642,130	181,480	2,823,610	14,937	546,210	2,889	3,369,820	17,826	47.67	17.33
3/5/2007	2,326,160	210,580	2,536,740	13,419	615,850	3,258	3,152,590	16,677	51.38	13.62
3/6/2007	1,807,430	157,780	1,965,210	10,396	601,630	3,183	2,566,840	13,579	54.38	10.62
3/7/2007	2,695,880	230,050	2,925,930	15,478	661,120	3,497	3,587,050	18,975	48.46	16.54
3/8/2007	3,329,360	243,930	3,573,290	18,903	663,600	3,510	4,236,890	22,413	44.63	20.37
3/9/2007	2,538,300	177,460	2,735,760	14,472	621,460	3,288	3,357,220	17,760	47.54	17.46
3/10/2007	2,289,000	117,300	2,406,300	12,729	507,610	2,685	2,913,910	15,415	49.88	15.12
3/11/2007	1,842,790	133,660	1,976,450	10,455	546,720	2,892	2,523,170	13,348	54.54	10.46
3/12/2007	2,787,150	261,000	3,048,150	16,125	678,540	3,589	3,726,690	19,714	48.33	16.67
3/13/2007	3,351,910	259,330	3,611,240	19,103	712,570	3,769	4,323,810	22,873	42.00	23.00
3/14/2007	3,517,240	285,430	3,802,670	20,116	775,240	4,101	4,577,910	24,217	42.13	22.87
3/15/2007	3,587,120	260,180	3,847,300	20,332	783,900	4,147	4,631,200	24,499	40.46	24.54
3/16/2007	1,847,860	135,560	1,983,420	10,492	659,680	3,490	2,643,100	13,982	52.96	12.04
3/17/2007	2,285,210	135,770	2,420,980	12,807	458,370	2,425	2,879,350	15,232	49.63	15.37
3/18/2007	1,868,260	142,100	2,010,360	10,635	454,330	2,403	2,464,690	13,038	52.79	12.21
3/19/2007	2,655,560	220,070	2,875,630	15,212	658,240	3,482	3,533,870	18,694	48.75	16.25
3/20/2007	3,686,500	299,740	3,986,240	21,087	712,070	3,767	4,698,310	24,854	42.58	22.42
3/21/2007	3,257,240	241,500	3,498,740	18,508	690,580	3,653	4,189,320	22,162	41.17	23.83
3/22/2007	2,901,970	211,640	3,113,610	16,471	641,300	3,392	3,754,910	19,863	46.75	18.25
3/23/2007	2,536,960	168,890	2,705,850	14,314	595,010	3,148	3,300,860	17,462	48.96	16.04
3/24/2007	2,399,750	139,720	2,539,470	13,434	484,950	2,565	3,024,420	15,999	50.33	14.67
3/25/2007	2,785,810	223,530	3,009,340	15,919	539,850	2,856	3,549,190	18,775	47.13	17.87
3/26/2007	2,733,000	236,560	2,969,560	15,709	653,260	3,456	3,622,820	19,165	46.25	18.75
3/27/2007	3,202,910	265,540	3,468,450	18,348	636,540	3,367	4,104,990	21,715	43.67	21.33
3/28/2007	2,894,500	251,880	3,146,380	16,644	662,460	3,504	3,808,840	20,149	44.54	20.46
3/29/2007	2,208,530	195,210	2,403,740	12,716	630,470	3,335	3,034,210	16,051	50.08	14.92
3/30/2007	2,184,150	175,690	2,359,840	12,484	616,650	3,262	2,976,490	15,746	47.42	17.58
3/31/2007	2,810,390	170,490	2,980,880	15,769	582,550	3,082	3,563,430	18,851	44.75	20.25
3/1/2008	3,343,100	187,210	3,530,310	18,675	611,790	3,236	4,142,100	21,912	43.13	21.87
3/2/2008	3,184,470	215,260	3,399,730	17,985	614,060	3,248	4,013,790	21,233	42.71	22.29
3/3/2008	3,832,620	276,920	4,109,540	21,739	694,390	3,673	4,803,930	25,413	42.54	22.46
3/4/2008	3,607,320	287,810	3,895,130	20,605	691,590	3,659	4,586,720	24,264	42.83	22.17
3/5/2008	3,460,710	286,970	3,747,680	19,825	705,860	3,734	4,453,540	23,559	41.83	23.17
3/6/2008	3,108,470	245,500	3,353,970	17,743	681,410	3,605	4,035,380	21,347	43.79	21.21
3/7/2008	2,891,800	197,830	3,089,630	16,344	667,980	3,534	3,757,610	19,878	45.88	19.12
3/8/2008	2,789,130	157,460	2,946,590	15,587	583,650	3,088	3,530,240	18,675	46.46	18.54
3/9/2008	2,410,120	168,240	2,578,360	13,640	576,930	3,052	3,155,290	16,691	48.98	16.02
3/10/2008	2,644,520	212,660	2,857,180	14,162	633,080	3,349	3,310,260	17,511	50.25	14.75
3/11/2008	3,274,090	272,550	3,546,640	18,762	698,040	3,693	4,244,680	22,454	44.71	20.29
3/12/2008	3,284,910	257,580	3,542,490	18,740	696,670	3,685	4,239,160	22,425	43.17	21.83
3/13/2008	3,571,200	267,030	3,838,230	20,304	707,330	3,742	4,545,560	24,046	42.63	22.37
3/14/2008	3,407,930	226,160	3,634,090	19,224	684,030	3,619	4,318,120	22,843	42.29	22.71
3/15/2008	3,234,880	177,710	3,412,590	18,053	644,740	3,411	4,057,330	21,463	43.38	21.62
3/16/2008	3,597,880	234,550	3,832,430	20,274	596,920	3,158	4,429,350	23,431	41.63	23.37
3/17/2008	3,234,930	253,700	3,488,630	18,455	698,040	3,693	4,186,670	22,147	44.50	20.50
3/18/2008	3,222,550	266,130	3,488,680	18,455	657,880	3,480	4,146,560	21,935	44.00	21.00

Date	Firm Sales Volumes (Therms)	Interruptible Sales Volumes (Therms)	Total Sales Volumes (Therms)	Total Sales Emissions (mtCO ₂ e)	Transportation Volumes (Therms)	Transportation Emissions (mtCO ₂ e)	Total Volumes (Therms)	Total Emissions (mtCO ₂ e)	Average Daily Temp. (°F)	HDD65
3/19/2008	3,207,200	262,060	3,469,260	18,352	644,650	3,410	4,113,910	21,763	43.08	21.92
3/20/2008	3,626,140	275,400	3,901,540	20,639	703,700	3,723	4,605,240	24,362	41.75	23.25
3/21/2008	3,609,780	241,740	3,851,520	20,375	683,050	3,613	4,534,570	23,988	41.08	23.92
3/22/2008	2,740,330	145,120	2,885,450	15,264	566,400	2,996	3,451,850	18,260	46.46	18.54
3/23/2008	3,523,150	246,620	3,769,770	19,942	615,030	3,254	4,384,800	23,196	43.79	21.21
3/24/2008	3,543,940	292,810	3,836,750	20,296	677,850	3,586	4,514,600	23,882	41.92	23.08
3/25/2008	3,883,060	287,280	4,170,340	22,061	688,740	3,643	4,859,080	25,705	39.04	25.96
3/26/2008	4,051,330	298,010	4,349,340	23,008	678,630	3,590	5,027,970	26,598	39.54	25.46
3/27/2008	4,178,400	294,880	4,473,280	23,664	708,690	3,749	5,181,970	27,413	38.13	26.87
3/28/2008	4,539,050	268,810	4,807,860	25,434	692,870	3,665	5,500,730	29,099	36.67	28.33
3/29/2008	4,063,780	205,300	4,269,080	22,583	655,810	3,469	4,924,890	26,053	37.21	27.79
3/30/2008	3,836,050	253,540	4,089,590	21,634	691,290	3,657	4,780,880	25,291	39.00	26.00
3/31/2008	3,635,240	296,940	3,932,180	20,801	779,530	4,124	4,711,710	24,925	40.83	24.17
3/1/2009	2,760,420	181,030	2,941,450	15,560	499,340	2,642	3,440,790	18,202	49.79	15.21
3/2/2009	2,525,080	232,370	2,757,450	14,587	581,600	3,077	3,339,050	17,664	50.21	14.79
3/3/2009	2,743,410	241,220	2,984,630	15,789	592,510	3,134	3,577,140	18,923	46.46	18.54
3/4/2009	3,227,250	265,960	3,493,210	18,479	625,820	3,311	4,119,030	21,790	43.38	21.62
3/5/2009	4,115,130	319,670	4,434,800	23,460	669,050	3,539	5,103,850	26,999	40.71	24.29
3/6/2009	3,829,330	245,640	4,074,970	21,557	594,980	3,147	4,669,950	24,704	37.13	27.87
3/7/2009	4,211,120	206,260	4,417,380	23,368	525,400	2,779	4,942,780	26,147	38.25	26.75
3/8/2009	4,230,660	274,180	4,504,840	23,831	555,930	2,941	5,060,770	26,771	34.85	30.15
3/9/2009	5,035,380	355,800	5,391,180	28,519	776,260	4,106	6,167,440	32,626	33.42	31.58
3/10/2009	4,945,550	350,240	5,144,790	27,216	765,170	4,048	5,909,960	31,264	33.38	31.62
3/11/2009	4,593,850	334,770	4,928,620	26,072	743,980	3,936	5,672,600	30,008	34.67	30.33
3/12/2009	3,867,340	301,790	4,169,130	22,055	653,110	3,455	4,822,240	25,510	39.63	25.37
3/13/2009	2,975,210	201,330	3,176,540	16,804	563,150	2,979	3,739,690	19,783	43.75	21.25
3/14/2009	3,747,590	194,850	3,942,440	20,856	483,800	2,559	4,426,240	23,415	41.50	23.50
3/15/2009	4,173,480	256,590	4,430,070	23,435	525,110	2,778	4,955,180	26,213	38.29	26.71
3/16/2009	4,137,920	301,440	4,439,360	23,484	638,180	3,376	5,077,540	26,860	38.50	26.50
3/17/2009	3,669,610	277,120	3,946,730	20,878	664,550	3,515	4,611,280	24,394	40.33	24.67
3/18/2009	2,955,170	231,730	3,186,900	16,859	630,720	3,337	3,817,620	20,195	45.63	19.37
3/19/2009	2,743,330	216,330	2,959,660	15,657	625,060	3,307	3,584,720	18,963	46.92	18.08
3/20/2009	3,040,580	216,140	3,256,720	17,228	571,780	3,025	3,828,500	20,253	47.13	17.87
3/21/2009	3,200,720	181,160	3,381,880	17,890	552,060	2,920	3,933,940	20,811	41.21	23.79
3/22/2009	3,514,430	234,120	3,748,550	19,830	527,530	2,791	4,276,080	22,620	42.67	22.33
3/23/2009	3,754,490	282,430	4,036,920	21,355	618,520	3,272	4,655,440	24,627	40.50	24.50
3/24/2009	3,445,970	256,750	3,702,720	19,587	671,750	3,554	4,374,470	23,141	44.00	21.00
3/25/2009	3,742,450	299,950	4,042,400	21,384	733,930	3,882	4,776,330	25,267	42.00	23.00
3/26/2009	3,087,690	251,250	3,338,940	17,663	678,220	3,588	4,017,160	21,251	43.08	21.92
3/27/2009	3,120,790	212,260	3,333,050	17,632	613,860	3,247	3,946,910	20,879	45.25	19.75
3/28/2009	4,011,750	211,630	4,223,380	22,342	538,360	2,848	4,761,740	25,190	39.21	25.79
3/29/2009	3,259,460	233,120	3,492,580	18,476	531,610	2,812	4,024,190	21,288	41.54	23.46
3/30/2009	3,513,500	274,730	3,788,230	20,040	623,080	3,296	4,411,310	23,336	42.83	22.17
3/31/2009	3,394,200	279,510	3,673,710	19,434	631,400	3,340	4,305,110	22,774	43.75	21.25
3/1/2010	2,265,420	217,610	2,483,030	13,135	621,130	3,286	3,104,160	16,421	52.04	12.96
3/2/2010	2,272,520	215,210	2,487,730	13,160	620,820	3,284	3,108,550	16,444	50.63	14.37
3/3/2010	2,632,550	235,630	2,868,180	15,173	608,270	3,218	3,476,450	18,390	47.33	17.67
3/4/2010	2,893,440	248,320	3,141,760	16,620	590,350	3,123	3,732,110	19,743	46.42	18.58
3/5/2010	2,681,030	195,880	2,876,910	15,219	558,310	2,953	3,435,220	18,172	46.92	18.08

Date	Firm		Interruptible		Total Sales		Transportation		Total		Average Daily Temp. (°F)	HDD65
	Sales Volumes (Therms)	Sales Volumes (Therms)	Volumes (Therms)	Emissions (mtCO ₂ e)	Volumes (Therms)	Emissions (mtCO ₂ e)	Volumes (Therms)	Emissions (mtCO ₂ e)	Volumes (Therms)	Emissions (mtCO ₂ e)		
3/6/2010	2,555,020	147,760	2,702,780	14,298	507,540	2,685	3,210,320	16,983	47.79	17.21		
3/7/2010	2,995,420	210,390	3,205,810	16,959	511,560	2,706	3,717,370	19,665	45.13	19.87		
3/8/2010	4,010,810	324,130	4,334,940	22,932	661,070	3,497	4,996,010	26,429	38.04	26.96		
3/9/2010	3,777,600	284,750	4,062,350	21,490	671,750	3,554	4,734,100	25,043	38.67	26.33		
3/10/2010	3,277,270	248,500	3,525,770	18,651	633,620	3,352	4,159,390	22,003	43.13	21.87		
3/11/2010	3,361,950	258,050	3,620,000	19,150	647,430	3,425	4,267,430	22,575	43.83	21.17		
3/12/2010	3,391,840	211,120	3,602,960	19,060	600,600	3,177	4,203,560	22,237	43.42	21.58		
3/13/2010	3,951,870	171,170	3,423,040	18,108	504,990	2,671	3,928,030	20,779	42.63	22.37		
3/14/2010	2,770,810	192,310	2,963,120	15,675	506,120	2,677	3,469,240	18,352	44.60	20.40		
3/15/2010	1,916,570	181,520	2,098,090	11,099	570,760	3,019	2,668,850	14,118	53.33	11.67		
3/16/2010	2,476,500	224,180	2,700,680	14,287	599,730	3,173	3,300,410	17,459	51.21	13.79		
3/17/2010	2,956,720	273,560	3,230,280	17,088	640,520	3,388	3,870,800	20,477	45.50	19.50		
3/18/2010	3,008,900	267,470	3,276,370	17,332	672,490	3,557	3,948,860	20,889	44.13	20.87		
3/19/2010	2,519,580	193,160	2,712,740	14,350	581,410	3,076	3,294,150	17,426	48.42	16.58		
3/20/2010	1,879,500	110,890	1,990,390	10,529	447,420	2,367	2,437,810	12,896	51.46	13.54		
3/21/2010	2,185,090	184,750	2,369,840	12,536	557,590	2,950	2,927,430	15,486	50.04	14.96		
3/22/2010	2,306,350	249,860	2,556,210	13,522	641,320	3,393	3,197,530	16,915	47.83	17.17		
3/23/2010	2,244,930	231,080	2,476,010	13,098	638,510	3,378	3,114,520	16,476	48.13	16.87		
3/24/2010	1,704,960	175,230	1,880,190	9,946	594,750	3,146	2,474,940	13,092	54.08	10.92		
3/25/2010	2,405,100	238,080	2,643,180	13,982	608,020	3,216	3,251,200	17,199	48.17	16.83		
3/26/2010	2,450,850	193,630	2,644,480	13,989	664,590	3,516	3,309,070	17,505	46.79	18.21		
3/27/2010	1,820,660	112,990	1,933,650	10,229	543,170	2,873	2,476,820	13,102	51.96	13.04		
3/28/2010	2,318,440	182,290	2,500,730	13,229	510,350	2,700	3,011,080	15,929	49.33	15.67		
3/29/2010	3,170,140	273,350	3,443,490	18,216	656,920	3,475	4,100,410	21,691	44.46	20.54		
3/30/2010	3,225,970	277,280	3,503,250	18,532	661,680	3,500	4,164,930	22,032	41.58	23.42		
3/31/2010	2,707,020	245,860	2,952,880	15,621	610,260	3,228	3,563,140	18,849	43.67	21.33		
3/1/2011	4,209,170	286,480	4,495,650	23,782	698,230	3,694	5,193,880	27,476	39.33	25.67		
3/2/2011	3,901,490	269,990	4,171,480	22,067	708,700	3,749	4,880,180	25,816	43.46	21.54		
3/3/2011	4,243,370	306,810	4,550,180	24,070	686,140	3,630	5,236,320	27,700	39.63	25.37		
3/4/2011	4,062,750	239,790	4,302,540	22,760	666,980	3,528	4,969,520	26,289	40.63	24.37		
3/5/2011	3,235,690	172,030	3,407,720	18,027	582,670	3,082	3,990,390	21,109	43.75	21.25		
3/6/2011	3,638,120	254,690	3,892,810	20,593	580,190	3,069	4,473,000	23,662	41.25	23.75		
3/7/2011	3,638,870	277,690	3,916,560	20,719	686,970	3,634	4,603,530	24,353	41.58	23.42		
3/8/2011	3,340,100	250,080	3,590,180	18,992	606,440	3,208	4,196,620	22,200	44.21	20.79		
3/9/2011	2,944,940	218,860	3,163,800	16,737	597,620	3,161	3,761,420	19,898	47.92	17.08		
3/10/2011	3,453,770	253,720	3,707,490	19,613	603,020	3,190	4,310,510	22,803	46.08	18.92		
3/11/2011	3,128,520	208,330	3,336,850	17,652	578,800	3,062	3,915,650	20,714	46.04	18.96		
3/12/2011	3,158,290	169,260	3,327,550	17,603	520,230	2,752	3,847,780	20,355	44.71	20.29		
3/13/2011	3,235,570	202,880	3,438,450	18,189	554,230	2,932	3,992,680	21,121	45.25	19.75		
3/14/2011	2,971,660	238,930	3,210,590	16,984	646,250	3,419	3,856,840	20,403	47.58	17.42		
3/15/2011	3,439,670	240,100	3,479,770	18,408	695,160	3,677	4,174,930	22,085	47.33	17.67		
3/16/2011	3,483,560	269,510	3,753,070	19,854	711,490	3,764	4,464,560	23,618	42.92	22.08		
3/17/2011	3,236,390	249,920	3,486,310	18,443	684,430	3,619	4,170,440	22,062	43.63	21.37		
3/18/2011	3,568,740	225,450	3,794,190	20,071	661,970	3,502	4,456,160	23,573	44.79	20.21		
3/19/2011	3,061,330	171,230	3,232,560	17,100	630,840	3,337	3,863,400	20,437	44.17	20.83		
3/20/2011	3,183,350	203,620	3,386,970	17,917	583,110	3,085	3,970,080	21,002	43.88	21.12		
3/21/2011	3,196,680	257,990	3,454,670	18,275	698,820	3,697	4,153,490	21,972	44.75	20.25		
3/22/2011	3,157,200	258,910	3,416,110	18,071	692,070	3,661	4,108,180	21,732	43.83	21.17		
3/23/2011	2,473,950	204,390	2,678,340	14,168	639,220	3,381	3,317,560	17,550	49.38	15.62		

Date	Firm Sales Volumes (Therms)	Interruptible Sales Volumes (Therms)	Total Sales Volumes (Therms)	Total Sales Emissions (mtCO ₂ e)	Transportation Volumes (Therms)	Transportation Emissions (mtCO ₂ e)	Total Volumes (Therms)	Total Emissions (mtCO ₂ e)	Average Daily Temp. (°F)	HDD65
3/24/2011	2,424,190	221,460	2,645,650	13,995	619,470	3,277	3,265,120	17,272	51.29	13.71
3/25/2011	2,561,650	205,240	2,766,890	14,637	607,280	3,213	3,374,170	17,849	44.75	20.25
3/26/2011	3,107,060	166,270	3,273,330	17,316	497,510	2,632	3,770,840	19,948	43.33	21.67
3/27/2011	3,092,950	213,040	3,305,990	17,489	508,730	2,691	3,814,720	20,180	43.96	21.04
3/28/2011	2,893,060	240,720	3,133,780	16,578	657,330	3,477	3,791,110	20,055	45.25	19.75
3/29/2011	2,888,580	221,370	3,109,950	16,452	676,050	3,576	3,786,000	20,028	46.08	18.92
3/30/2011	2,713,450	196,340	2,909,790	15,393	663,570	3,510	3,573,360	18,903	49.33	15.67
3/31/2011	2,502,650	204,280	2,706,930	14,320	715,030	3,783	3,421,960	18,102	50.54	14.46
3/1/2012	4,187,390	289,270	4,476,660	23,682	758,850	4,014	5,235,510	27,696	38.25	26.75
3/2/2012	3,823,900	218,080	4,041,980	21,382	723,650	3,828	4,765,630	25,210	41.83	23.17
3/3/2012	2,774,930	135,600	2,910,530	15,397	565,340	2,991	3,475,870	18,387	48.38	16.62
3/4/2012	2,979,900	189,060	3,168,960	16,764	579,110	3,063	3,748,070	19,827	47.17	17.83
3/5/2012	4,120,400	313,940	4,434,340	23,458	757,770	4,009	5,192,110	27,466	42.42	22.58
3/6/2012	4,400,510	322,700	4,723,210	24,986	811,620	4,293	5,534,830	29,279	37.54	27.46
3/7/2012	4,184,820	300,060	4,484,880	23,725	811,830	4,295	5,296,710	28,020	39.00	26.00
3/8/2012	2,987,830	226,380	3,214,210	17,003	771,500	4,081	3,985,710	21,084	45.58	19.42
3/9/2012	3,197,370	199,040	3,396,410	16,568	773,870	4,094	3,905,830	20,662	45.38	19.62
3/10/2012	3,939,510	230,670	4,170,180	22,060	659,130	3,487	4,829,310	25,547	38.29	26.71
3/12/2012	4,294,440	301,630	4,596,070	24,313	727,070	3,846	5,323,140	28,159	42.08	22.92
3/13/2012	4,633,160	308,900	4,942,060	26,143	757,130	4,005	5,699,190	30,149	35.71	29.29
3/14/2012	4,029,850	270,810	4,300,660	22,750	745,140	3,942	5,045,800	26,692	39.50	25.50
3/15/2012	3,383,280	238,260	3,623,540	19,169	734,830	3,887	4,358,370	23,056	46.00	19.00
3/16/2012	3,247,060	222,340	3,469,400	18,353	741,870	3,924	4,211,270	22,278	42.96	22.04
3/17/2012	3,612,550	187,230	3,799,780	20,101	700,310	3,705	4,500,090	23,805	40.79	24.21
3/18/2012	4,237,620	271,460	4,509,080	23,853	735,600	3,891	5,244,680	27,744	37.71	27.29
3/19/2012	3,962,290	280,550	4,242,840	22,445	777,500	4,113	5,020,340	26,558	38.08	26.92
3/20/2012	4,104,940	285,230	4,390,170	23,224	768,870	4,067	5,159,040	27,291	40.75	24.25
3/21/2012	3,599,930	277,110	3,877,040	20,510	763,520	4,039	4,640,560	24,549	41.33	23.67
3/22/2012	3,583,550	284,250	3,867,800	20,461	724,470	3,832	4,592,270	24,293	41.17	23.83
3/23/2012	3,142,820	212,940	3,355,760	17,752	676,110	3,577	4,031,870	21,329	43.50	21.50
3/24/2012	2,850,710	152,690	3,003,400	15,888	656,020	3,470	3,659,420	19,358	46.79	18.21
3/25/2012	2,611,910	179,260	2,791,170	14,765	609,780	3,226	3,400,950	17,991	47.04	17.96
3/26/2012	2,682,960	224,910	2,907,870	15,383	718,650	3,802	3,626,520	19,184	47.75	17.25
3/27/2012	2,507,700	198,420	2,706,120	14,315	692,290	3,662	3,398,410	17,978	50.58	14.42
3/28/2012	2,853,750	222,180	3,075,930	16,272	712,460	3,769	3,788,390	20,041	47.67	17.33
3/29/2012	3,165,570	238,040	3,403,610	18,005	715,790	3,787	4,119,400	21,792	45.83	19.17
3/30/2012	3,158,840	212,830	3,371,670	17,836	749,010	3,962	4,120,680	21,798	44.75	20.25
3/31/2012	3,356,940	172,200	3,529,140	18,669	674,830	3,570	4,203,970	22,239	42.42	22.58
3/1/2013	2,253,150	153,440	2,406,590	12,731	567,730	3,003	2,974,320	15,734	54.33	10.67
3/2/2013	2,939,110	170,790	3,109,900	16,451	547,100	2,894	3,657,000	19,346	50.46	14.54
3/3/2013	3,704,570	265,890	3,970,460	21,004	575,030	3,042	4,545,490	24,046	42.79	22.21
3/4/2013	3,577,370	277,170	3,854,540	20,391	724,380	3,832	4,578,920	24,222	44.38	20.62
3/5/2013	3,464,070	257,690	3,721,760	19,688	741,030	3,920	4,462,790	23,608	45.92	19.08
3/6/2013	3,774,820	273,730	4,048,550	21,417	768,190	4,064	4,816,740	25,481	42.79	22.21
3/7/2013	3,388,690	263,440	3,652,130	19,320	721,480	3,817	4,373,610	22,136	46.29	18.71
3/8/2013	3,387,910	237,880	3,625,790	19,180	703,010	3,719	4,328,800	22,899	44.04	20.96
3/9/2013	3,074,910	168,150	3,243,060	17,156	571,730	3,024	3,814,790	20,180	44.88	20.12
3/10/2013	3,404,730	217,570	3,622,300	19,162	617,050	3,264	4,239,350	22,426	43.10	21.90

Date	Firm Sales Volumes (Therms)	Interruptible Sales Volumes (Therms)	Total Sales Volumes (Therms)	Total Sales Emissions (mtCO ₂ e)	Transportation Volumes (Therms)	Transportation Emissions (mtCO ₂ e)	Total Volumes (Therms)	Total Emissions (mtCO ₂ e)	Average Daily Temp. (°F)	HDD65
3/11/2013	2,903,620	223,820	3,127,440	16,544	651,310	3,445	3,778,750	19,990	46.83	18.17
3/12/2013	2,582,190	191,630	2,773,820	14,674	649,260	3,435	3,423,080	18,108	52.21	12.79
3/13/2013	2,482,340	202,310	2,684,650	14,202	691,540	3,658	3,376,190	17,860	51.33	13.67
3/14/2013	2,551,860	206,680	2,758,540	14,593	666,680	3,527	3,425,220	18,119	50.21	14.79
3/15/2013	2,162,350	165,140	2,327,490	12,312	655,550	3,468	2,983,040	15,780	51.71	13.29
3/16/2013	3,243,710	180,230	3,423,940	18,113	619,670	3,278	4,043,610	21,391	46.58	18.42
3/17/2013	3,676,790	235,890	3,912,680	20,698	611,160	3,700	4,523,840	23,931	42.54	22.46
3/18/2013	3,491,900	280,000	3,771,900	19,953	699,510	3,370	4,471,410	23,654	44.79	20.21
3/19/2013	3,410,330	249,460	3,659,790	19,360	720,170	3,810	4,379,960	23,170	43.92	21.08
3/20/2013	3,417,480	257,050	3,674,530	19,438	720,630	3,812	4,395,160	23,250	46.58	18.42
3/21/2013	4,006,600	301,920	4,308,520	22,792	760,110	4,021	5,068,630	26,813	40.71	24.29
3/22/2013	3,923,990	260,110	4,184,100	22,134	742,540	3,928	4,926,640	26,062	40.00	25.00
3/23/2013	3,667,660	193,520	3,861,180	20,426	652,460	3,452	4,513,640	23,877	41.54	23.46
3/24/2013	3,460,530	228,370	3,688,900	19,514	647,720	3,426	4,336,620	22,941	44.71	20.29
3/25/2013	2,506,110	214,420	2,720,530	14,392	680,330	3,599	3,400,860	17,991	51.29	13.71
3/26/2013	2,093,950	191,670	2,285,620	12,091	647,570	3,426	2,933,190	15,517	52.54	12.46
3/27/2013	2,355,260	210,990	2,566,250	13,575	639,900	3,385	3,206,150	16,961	50.67	14.33
3/28/2013	2,071,930	193,790	2,265,720	11,986	639,470	3,383	2,905,190	15,368	52.58	12.42
3/29/2013	1,802,590	157,310	1,959,900	10,368	636,420	3,367	2,596,320	13,735	54.04	10.96
3/30/2013	1,752,810	121,860	1,874,670	9,917	520,320	2,752	2,394,990	12,669	55.04	9.96
3/31/2013	1,524,840	143,640	1,668,480	8,826	449,880	2,380	2,118,360	11,206	57.00	8.00
3/1/2014	4,160,830	194,700	4,355,530	23,041	600,370	3,176	4,955,900	26,217	42.25	22.75
3/2/2014	3,899,000	208,030	4,107,030	21,726	601,360	3,181	4,708,390	24,907	42.25	22.75
3/3/2014	2,820,210	213,460	3,033,670	16,048	659,330	3,488	3,693,000	19,536	51.13	13.87
3/4/2014	2,791,810	218,280	3,010,090	15,923	661,860	3,501	3,671,950	19,425	51.17	13.83
3/5/2014	2,227,670	186,600	2,414,270	12,771	594,190	3,143	3,008,460	15,915	54.42	10.58
3/6/2014	2,717,680	215,260	2,932,940	15,515	606,260	3,207	3,539,200	18,722	52.08	12.92
3/7/2014	2,471,650	181,900	2,653,550	14,037	595,150	3,148	3,248,650	17,185	50.63	14.37
3/8/2014	2,714,140	135,650	2,849,790	15,075	497,890	2,634	3,347,680	17,709	53.58	11.42
3/9/2014	2,190,090	169,690	2,359,780	12,483	504,330	2,668	2,864,110	15,151	48.38	16.62
3/10/2014	2,937,910	257,280	3,195,190	16,903	633,800	3,353	3,828,990	20,255	48.21	16.79
3/11/2014	2,899,810	257,810	3,157,620	16,704	680,980	3,602	3,838,600	20,306	49.88	15.12
3/12/2014	2,697,300	240,920	2,938,220	15,543	689,540	3,648	3,627,760	19,191	50.79	14.21
3/13/2014	2,490,550	213,230	2,703,780	14,303	654,160	3,461	3,357,940	17,764	49.71	15.29
3/14/2014	2,352,340	175,000	2,527,340	13,370	607,000	3,211	3,134,340	16,581	52.42	12.58
3/15/2014	2,442,990	131,050	2,574,040	13,617	498,600	2,638	3,072,640	16,254	44.75	20.25
3/16/2014	3,244,390	223,820	3,468,210	18,347	552,060	2,920	4,020,270	21,267	43.08	21.92
3/17/2014	3,391,330	269,070	3,660,400	19,364	685,010	3,624	4,345,410	22,987	43.25	21.75
3/18/2014	3,106,900	232,130	3,339,030	17,663	666,670	3,527	4,005,700	21,190	44.33	20.67
3/19/2014	3,574,330	272,140	3,846,470	20,348	672,710	3,559	4,519,180	23,906	45.46	19.54
3/20/2014	3,456,580	272,770	3,729,350	19,728	671,500	3,552	4,400,850	23,280	42.50	22.50
3/21/2014	3,392,870	235,390	3,628,260	19,193	675,050	3,571	4,303,310	22,765	43.29	21.71
3/22/2014	3,170,550	160,100	3,330,650	17,619	541,420	2,864	3,872,070	20,483	43.38	21.62
3/23/2014	2,711,510	201,230	2,912,740	15,408	516,980	2,735	3,429,720	18,143	45.79	19.21
3/24/2014	1,988,140	174,070	2,162,210	11,438	590,310	3,123	2,752,520	14,561	52.13	12.87
3/25/2014	2,490,920	219,770	2,710,690	14,340	634,490	3,356	3,345,180	17,696	50.75	14.25
3/26/2014	2,857,320	232,670	3,089,990	16,346	627,060	3,317	3,717,050	19,663	46.29	18.71
3/27/2014	2,590,560	213,190	2,803,750	14,832	618,700	3,273	3,422,450	18,105	47.58	17.42
3/28/2014	2,799,400	187,180	2,986,580	15,799	612,540	3,240	3,599,120	19,039	47.96	17.04

Date	Firm		Interruptible		Total Sales		Transportation		Total		Average Daily Temp. (°F)	HDD65
	Sales Volumes (Therms)	Sales Volumes (Therms)	Sales Volumes (Therms)	Emissions (mtCO ₂ e)	Volumes (Therms)	Emissions (mtCO ₂ e)	Volumes (Therms)	Emissions (mtCO ₂ e)	Volumes (Therms)	Emissions (mtCO ₂ e)		
3/29/2014	2,949,500	153,180	3,102,680	16,413	521,950	2,761	3,624,630	19,174	47.38	17.62		
3/30/2014	2,995,470	221,810	3,217,280	17,019	544,640	2,881	3,761,920	19,901	46.38	18.62		
3/31/2014	2,556,260	222,750	2,779,010	14,701	675,770	3,575	3,454,780	18,276	48.21	16.79		
3/1/2015	3,274,270	151,880	3,426,150	18,124	589,260	3,117	4,015,410	21,242	44.13	20.87		
3/2/2015	3,562,210	181,470	3,743,680	19,804	750,210	3,969	4,493,890	23,773	45.17	19.83		
3/3/2015	4,027,010	183,660	4,210,670	22,274	746,830	3,951	4,957,500	26,225	41.83	23.17		
3/4/2015	3,722,680	181,910	3,904,590	20,655	731,030	3,867	4,635,620	24,522	43.29	21.71		
3/5/2015	3,153,760	182,850	3,336,610	17,651	715,590	3,785	4,052,200	21,436	46.58	18.42		
3/6/2015	2,935,680	158,650	3,094,330	16,369	593,910	3,142	3,688,240	19,511	48.38	16.62		
3/7/2015	2,462,390	125,790	2,588,180	13,691	530,190	2,805	3,118,370	16,496	49.96	15.04		
3/8/2015	2,238,630	148,330	2,386,960	12,627	648,370	3,430	3,035,330	16,057	50.71	14.29		
3/9/2015	2,506,150	174,990	2,681,140	14,183	648,000	3,428	3,329,140	17,611	48.67	16.33		
3/10/2015	2,375,170	174,970	2,550,140	13,490	631,200	3,339	3,181,340	16,829	48.13	16.87		
3/11/2015	2,137,590	176,020	2,313,610	12,239	631,200	3,339	2,944,810	15,578	53.42	11.58		
3/12/2015	1,681,380	174,730	1,856,110	9,819	642,530	3,399	2,498,640	13,218	56.83	8.17		
3/13/2015	1,678,350	150,140	1,828,490	9,673	597,900	3,163	2,426,390	12,836	55.17	9.83		
3/14/2015	1,864,910	120,980	1,985,890	10,505	549,980	2,909	2,535,870	13,415	53.92	11.08		
3/15/2015	3,036,410	145,590	3,182,000	16,833	556,140	2,942	3,738,140	19,775	46.79	18.21		
3/16/2015	2,581,520	177,430	2,758,950	14,593	631,240	3,339	3,390,190	17,934	48.75	16.25		
3/17/2015	2,627,400	176,510	2,803,910	14,833	682,180	3,609	3,486,090	18,441	48.25	16.75		
3/18/2015	2,128,940	175,430	2,304,370	12,190	709,340	3,752	3,013,710	15,943	52.17	12.83		
3/19/2015	2,128,230	173,380	2,301,610	12,176	706,640	3,738	3,008,250	15,914	52.54	12.46		
3/20/2015	2,083,770	146,500	2,230,270	11,798	631,600	3,341	2,861,870	15,139	52.08	12.92		
3/21/2015	2,228,950	122,070	2,351,020	12,437	559,890	2,962	2,910,910	15,399	51.38	13.62		
3/22/2015	2,864,440	143,200	3,007,640	15,910	584,810	3,094	3,592,450	19,004	47.67	17.33		
3/23/2015	3,130,000	173,050	3,303,050	17,473	719,510	3,806	4,022,560	21,279	45.92	19.08		
3/24/2015	2,620,610	174,820	2,795,430	14,788	726,610	3,844	3,522,040	18,632	48.08	16.92		
3/25/2015	2,333,020	175,510	2,508,530	13,270	671,330	3,551	3,179,860	16,821	51.83	13.17		
3/26/2015	1,372,640	176,730	1,549,370	8,196	625,170	3,307	2,174,540	11,503	59.17	5.83		
3/27/2015	1,461,370	149,950	1,611,320	8,524	599,720	3,173	2,211,040	11,696	55.67	9.33		
3/28/2015	1,772,150	117,750	1,889,900	9,998	518,290	2,742	2,408,190	12,739	52.88	12.12		
3/29/2015	1,819,030	135,180	1,954,210	10,338	510,610	2,701	2,464,820	13,039	53.88	11.12		
3/30/2015	1,458,610	163,590	1,622,200	8,581	637,540	3,373	2,259,740	11,954	56.21	8.79		
3/31/2015	2,558,000	163,430	2,721,430	14,396	685,570	3,627	3,407,000	18,023	48.96	16.04		
3/1/2016	3,368,610	157,190	3,525,800	18,651	701,920	3,713	4,227,720	22,365	47.67	17.33		
3/2/2016	2,882,080	157,100	3,039,180	16,077	724,860	3,835	3,764,040	19,912	49.29	15.71		
3/3/2016	2,723,390	156,390	2,879,780	15,234	712,970	3,772	3,592,750	19,006	51.88	13.12		
3/4/2016	2,946,420	133,960	3,080,380	16,295	694,580	3,674	3,774,960	19,970	48.04	16.96		
3/5/2016	1,846,080	108,560	1,954,640	10,340	580,570	3,071	2,535,210	13,411	55.96	9.04		
3/6/2016	2,898,510	129,460	3,027,970	16,018	628,550	3,325	3,656,520	19,343	47.67	17.33		
3/7/2016	3,623,940	154,360	3,778,300	19,987	741,130	3,921	4,519,430	23,908	44.71	20.29		
3/8/2016	3,330,010	153,590	3,483,600	18,428	753,480	3,986	4,237,080	22,414	44.63	20.37		
3/9/2016	3,289,400	152,250	3,441,650	18,206	699,150	3,699	4,140,800	21,905	47.00	18.00		
3/10/2016	3,410,230	150,850	3,561,080	18,838	724,390	3,832	4,285,470	22,670	48.29	16.71		
3/11/2016	3,058,120	129,590	3,187,710	16,863	698,270	3,694	3,885,980	20,557	46.50	18.50		
3/12/2016	3,261,000	98,160	3,359,160	17,770	610,340	3,229	3,969,500	20,999	45.67	19.33		
3/13/2016	3,720,510	122,430	3,842,940	20,329	620,990	3,285	4,463,930	23,614	44.04	20.96		
3/14/2016	4,159,630	149,670	4,309,300	22,796	787,070	4,164	5,096,370	26,960	41.54	23.46		
3/15/2016	3,627,240	151,900	3,779,140	19,992	797,830	4,221	4,576,970	24,212	43.38	21.62		

Date	Firm Sales Volumes (Therms)	Interruptible Sales Volumes (Therms)	Total Sales Volumes (Therms)	Total Sales Emissions (mtCO ₂ e)	Transportation Volumes (Therms)	Transportation Emissions (mtCO ₂ e)	Total Volumes (Therms)	Total Emissions (mtCO ₂ e)	Average Daily Temp. (°F)	HDD65
3/16/2016	3,532,070	154,010	3,686,080	19,499	777,180	4,111	4,463,260	23,611	44.46	20.54
3/17/2016	3,335,090	152,100	3,487,190	18,447	784,980	4,153	4,272,170	22,600	45.71	19.29
3/18/2016	2,499,290	129,960	2,629,250	13,909	715,990	3,788	3,345,240	17,696	54.58	10.42
3/19/2016	2,081,210	102,470	2,183,680	11,552	574,290	3,038	2,757,970	14,590	54.42	10.58
3/20/2016	2,424,630	121,170	2,545,800	13,467	574,980	3,042	3,120,780	16,509	50.79	14.21
3/21/2016	2,748,280	151,490	2,899,770	15,340	691,440	3,658	3,591,210	18,998	48.79	16.21
3/22/2016	2,614,850	150,340	2,765,190	14,628	702,240	3,715	3,467,430	18,343	48.67	16.33
3/23/2016	3,101,700	150,090	3,251,790	17,202	726,480	3,843	3,978,270	21,045	48.00	17.00
3/24/2016	3,065,840	149,760	3,215,600	17,011	738,030	3,904	3,953,630	20,915	46.67	18.33
3/25/2016	2,768,180	128,540	2,896,720	15,324	702,860	3,718	3,599,580	19,042	48.33	16.67
3/26/2016	2,332,120	104,630	2,436,750	12,890	573,670	3,035	3,010,420	15,925	49.83	15.17
3/27/2016	3,111,560	122,800	3,234,360	17,110	592,970	3,137	3,827,330	20,247	47.50	17.50
3/28/2016	3,241,290	147,460	3,388,750	17,926	753,890	3,988	4,142,640	21,915	45.67	19.33
3/29/2016	2,457,520	143,290	2,600,810	13,758	727,320	3,848	3,328,130	17,606	50.79	14.21
3/30/2016	1,849,240	142,890	1,992,130	10,538	677,760	3,585	2,669,890	14,124	55.63	9.37
3/31/2016	1,494,500	142,060	1,636,560	8,657	685,110	3,624	2,321,670	12,282	58.79	6.21
3/1/2017	3,888,660	178,870	4,067,530	21,517	730,010	3,862	4,797,540	25,379	44.96	21.04
3/2/2017	3,894,420	177,260	4,071,680	21,539	697,270	3,689	4,768,950	25,228	44.13	20.87
3/3/2017	3,871,900	152,910	4,024,810	21,291	695,690	3,680	4,720,500	24,971	46.04	18.96
3/4/2017	4,128,550	120,850	4,249,400	22,479	589,890	3,121	4,839,290	25,600	40.04	24.96
3/5/2017	4,923,360	144,700	4,937,060	26,117	603,950	3,195	5,541,010	29,312	39.17	25.83
3/6/2017	4,942,280	174,820	5,117,100	27,069	706,880	3,739	5,823,980	30,809	37.08	27.92
3/7/2017	4,772,110	174,020	4,946,130	26,165	717,570	3,796	5,663,700	29,961	39.00	26.00
3/8/2017	4,614,370	173,560	4,787,930	25,328	724,100	3,830	5,512,030	29,159	39.25	25.75
3/9/2017	3,894,290	171,360	4,065,650	21,507	679,860	3,596	4,745,510	25,104	41.92	23.08
3/10/2017	3,120,100	145,950	3,266,050	17,277	635,160	3,360	3,901,210	20,787	48.38	16.62
3/11/2017	3,314,330	114,550	3,428,880	18,139	500,680	2,649	3,929,560	20,787	45.54	19.46
3/12/2017	2,868,110	136,580	3,004,690	15,895	523,430	2,769	3,528,120	18,664	49.08	15.92
3/13/2017	2,873,050	166,430	3,039,480	16,079	635,780	3,363	3,675,260	19,442	49.92	15.08
3/14/2017	2,467,030	168,310	2,635,340	13,941	562,350	2,975	3,197,690	16,916	52.46	12.54
3/15/2017	3,082,410	172,360	3,254,770	17,218	666,360	3,525	3,921,130	20,743	49.00	16.00
3/16/2017	3,443,980	173,690	3,617,670	19,137	682,820	3,612	4,300,490	22,750	45.08	19.92
3/17/2017	3,654,870	147,780	3,802,650	20,116	662,620	3,505	4,465,270	23,621	42.38	22.62
3/18/2017	3,750,110	115,600	3,865,710	20,450	539,690	2,855	4,405,400	23,305	47.33	17.67
3/19/2017	3,674,350	137,680	3,812,030	20,166	567,290	3,001	4,379,320	23,167	42.42	22.58
3/20/2017	3,343,700	165,680	3,509,380	18,565	728,780	3,855	4,238,160	22,420	45.92	19.08
3/21/2017	2,789,380	170,210	2,959,590	15,656	727,120	3,846	3,686,710	19,503	50.00	15.00
3/22/2017	2,972,990	170,010	3,143,000	16,626	751,670	3,976	3,894,670	20,603	49.04	15.96
3/23/2017	2,744,360	168,890	2,913,250	15,411	737,410	3,901	3,650,660	19,312	47.33	17.67
3/24/2017	2,981,550	144,030	3,125,580	16,534	698,050	3,693	3,823,630	20,227	48.13	16.87
3/25/2017	2,900,880	113,130	3,014,010	15,944	596,260	3,154	3,610,270	19,098	46.54	18.46
3/26/2017	3,274,030	138,200	3,412,230	18,051	588,750	3,114	4,000,980	21,165	45.71	19.29
3/27/2017	3,052,360	166,390	3,218,750	17,027	698,190	3,693	3,916,940	20,721	47.04	17.96
3/28/2017	3,215,440	166,080	3,381,520	17,888	673,450	3,563	4,054,970	21,451	48.13	16.87
3/29/2017	2,912,330	161,030	3,073,360	16,258	670,350	3,546	3,743,710	19,804	48.58	16.42
3/30/2017	2,951,180	160,040	3,111,220	16,458	725,200	3,836	3,836,420	20,295	47.79	17.21
3/31/2017	2,447,120	136,920	2,584,040	13,670	686,830	3,633	3,270,870	17,303	47.92	17.08
3/1/2018	3,815,350	191,560	4,006,910	21,197	717,400	3,795	4,724,310	24,992	43.38	21.62
3/2/2018	4,352,910	163,260	4,516,170	23,891	710,810	3,760	5,226,980	27,651	40.79	24.21

Date	Firm Sales Volumes (Therms)	Interruptible Sales Volumes (Therms)	Total Sales Volumes (Therms)	Total Sales Emissions (mtCO ₂ e)	Transportation Volumes (Therms)	Transportation Emissions (mtCO ₂ e)	Total Volumes (Therms)	Total Emissions (mtCO ₂ e)	Average Daily Temp. (°F)	HDD65
3/3/2018	4,003,200	128,450	4,131,650	21,856	630,550	3,336	4,762,200	25,192	41.67	23.33
3/4/2018	4,359,780	152,260	4,512,040	23,869	690,930	3,655	5,202,970	27,524	39.67	25.33
3/5/2018	4,123,710	184,140	4,307,850	22,789	772,880	4,089	5,080,730	26,877	42.38	22.62
3/6/2018	3,931,110	187,790	4,118,900	21,789	682,930	3,613	4,801,830	25,402	44.29	20.71
3/7/2018	3,964,080	187,370	4,151,450	21,961	742,760	3,929	4,894,210	25,890	42.58	22.42
3/8/2018	3,811,130	185,260	3,996,390	21,141	743,180	3,931	4,739,570	25,072	46.38	18.62
3/9/2018	3,730,270	156,420	3,886,690	20,561	747,200	3,953	4,633,890	24,513	44.79	20.21
3/10/2018	3,134,980	121,360	3,256,340	17,226	625,150	3,307	3,881,490	20,533	46.71	18.29
3/11/2018	2,533,240	145,570	2,678,810	14,171	631,260	3,339	3,310,070	17,510	52.56	12.44
3/12/2018	1,867,730	177,360	2,045,090	10,819	702,410	3,716	2,747,500	14,534	59.13	5.87
3/13/2018	2,600,370	178,540	2,778,910	14,700	722,280	3,821	3,501,190	18,521	54.46	10.54
3/14/2018	3,309,510	180,640	3,490,150	18,463	752,480	3,981	4,242,630	22,444	46.42	18.58
3/15/2018	3,310,130	183,260	3,493,390	18,480	770,820	4,078	4,264,210	22,558	45.63	19.37
3/16/2018	2,956,260	158,080	3,114,340	16,475	687,960	3,639	3,802,300	20,114	47.75	17.25
3/17/2018	3,270,380	122,180	3,392,560	17,947	537,720	2,845	3,930,280	20,791	45.04	19.96
3/18/2018	3,084,320	145,070	3,229,390	17,083	557,540	2,949	3,786,930	20,033	46.42	18.58
3/19/2018	3,333,460	177,820	3,511,280	18,575	761,340	4,027	4,272,620	22,602	45.50	19.50
3/20/2018	3,236,730	177,920	3,414,650	18,063	754,250	3,990	4,168,900	22,053	45.58	19.42
3/21/2018	2,864,190	181,840	3,046,030	16,113	706,410	3,737	3,752,440	19,850	47.13	17.87
3/22/2018	3,910,350	180,230	4,090,580	21,639	778,740	4,120	4,869,320	25,759	43.33	21.67
3/23/2018	4,119,090	153,000	4,272,090	22,599	761,020	4,026	5,033,110	26,625	41.17	23.83
3/24/2018	3,823,590	118,350	3,941,940	20,853	654,030	3,460	4,595,970	24,313	41.46	23.54
3/25/2018	3,511,930	143,150	3,655,080	19,335	634,240	3,355	4,289,320	22,691	43.71	21.29
3/26/2018	3,915,460	178,930	4,094,390	21,659	750,390	3,970	4,844,780	25,629	43.63	21.37
3/27/2018	3,296,440	179,010	3,475,450	18,385	757,400	4,007	4,232,850	22,392	48.42	16.58
3/28/2018	3,113,410	178,820	3,292,230	17,416	766,690	4,056	4,058,920	21,472	47.25	17.75
3/29/2018	2,699,820	171,880	2,871,700	15,191	719,410	3,806	3,591,110	18,997	48.29	16.71
3/30/2018	2,445,220	143,760	2,588,980	13,696	669,940	3,544	3,258,920	17,240	50.42	14.58
3/31/2018	2,361,940	109,930	2,471,870	13,076	565,300	2,990	3,037,170	16,067	50.08	14.92
3/1/2019	4,245,880	152,710	4,398,590	23,269	704,010	3,724	5,102,600	26,993	41.42	23.58
3/2/2019	4,405,200	119,850	4,525,050	23,938	481,010	2,545	5,006,060	26,482	41.71	23.29
3/3/2019	5,048,050	143,340	5,191,390	27,462	534,730	2,829	5,726,120	30,291	38.67	26.33
3/4/2019	5,365,800	174,330	5,540,130	29,307	658,680	3,484	6,198,810	32,792	37.50	27.50
3/5/2019	4,834,170	173,980	5,008,150	26,493	742,510	3,928	5,750,660	30,421	39.13	25.87
3/6/2019	5,412,160	176,430	5,588,590	29,564	837,630	4,431	6,426,220	33,995	36.33	28.67
3/7/2019	5,026,170	174,690	5,200,860	27,513	811,060	4,291	6,011,920	31,803	37.75	27.25
3/8/2019	5,190,860	147,990	5,338,850	28,243	782,700	4,140	6,121,550	32,383	36.17	28.83
3/9/2019	4,447,110	113,640	4,560,750	24,126	589,920	3,121	5,150,670	27,247	37.92	27.08
3/10/2019	4,421,860	136,420	4,558,280	24,113	679,670	3,595	5,237,950	27,709	41.33	23.67
3/11/2019	4,386,120	166,780	4,552,900	24,085	784,980	4,153	5,337,880	28,237	41.79	23.21
3/12/2019	4,295,430	166,870	4,462,300	23,606	774,440	4,097	5,236,740	27,702	42.00	23.00
3/13/2019	3,800,700	167,100	3,967,800	20,990	781,220	4,133	4,749,020	25,122	43.75	21.25
3/14/2019	3,372,860	167,100	3,539,960	18,726	771,900	4,083	4,311,860	22,810	46.75	18.25
3/15/2019	2,786,530	144,690	2,931,220	15,506	703,110	3,719	3,634,330	19,226	49.54	15.46
3/16/2019	2,721,500	113,920	2,835,420	14,999	588,480	3,113	3,423,900	18,112	50.38	14.62
3/17/2019	2,578,510	136,750	2,715,260	14,364	593,160	3,138	3,308,420	17,502	51.79	13.21
3/18/2019	2,041,760	164,960	2,206,720	11,674	649,170	3,434	2,855,890	15,108	60.54	4.46
3/19/2019	1,561,460	167,050	1,728,510	9,144	623,510	3,299	2,352,050	12,442	68.17	0.00
3/20/2019	1,456,000	166,700	1,622,700	8,584	628,390	3,324	2,251,090	11,908	67.42	0.00

Date	Firm Sales Volumes (Therms)		Interruptible Sales Volumes (Therms)		Total Sales Volumes (Therms)		Total Sales Emissions (mtCO ₂ e)		Transportation Volumes (Therms)		Transportation Emissions (mtCO ₂ e)		Total Volumes (Therms)		Total Emissions (mtCO ₂ e)		Average Daily Temp. (°F)	HDD65
	Firm Sales Volumes (Therms)	Interruptible Sales Volumes (Therms)	Total Sales Volumes (Therms)	Total Sales Emissions (mtCO ₂ e)	Transportation Volumes (Therms)	Transportation Emissions (mtCO ₂ e)	Total Volumes (Therms)	Total Emissions (mtCO ₂ e)										
3/21/2019	1,878,000	168,600	2,046,600	10,827	685,940	3,629	2,732,540	14,455	52.08	12.92								
3/22/2019	1,995,270	142,300	2,137,570	11,308	634,710	3,358	2,772,280	14,665	53.46	11.54								
3/23/2019	2,193,410	109,630	2,303,040	12,183	494,000	2,613	2,797,040	14,796	51.29	13.71								
3/24/2019	2,599,930	133,130	2,733,060	14,458	524,230	2,773	3,257,290	17,231	50.08	14.92								
3/25/2019	2,982,740	163,590	3,146,330	16,644	654,740	3,464	3,801,070	20,108	48.71	16.29								
3/26/2019	2,661,540	167,450	2,828,990	14,965	649,140	3,434	3,478,130	18,399	49.17	15.83								
3/27/2019	2,738,090	167,070	2,905,160	15,368	621,720	3,289	3,526,880	18,657	49.75	15.25								
3/28/2019	2,105,560	165,890	2,271,450	12,016	569,960	3,015	2,841,410	15,031	53.83	11.17								
3/29/2019	2,245,460	136,020	2,381,480	12,598	560,560	2,965	2,942,040	15,563	52.29	12.71								
3/30/2019	2,117,170	102,950	2,220,120	11,744	475,130	2,513	2,695,250	14,258	53.42	11.58								
3/31/2019	1,956,260	127,150	2,083,410	11,021	514,750	2,723	2,598,160	13,744	55.21	9.79								
3/1/2020	4,167,090	133,130	4,300,220	22,748	549,880	2,909	4,850,100	25,657	41.25	23.75								
3/2/2020	4,001,130	160,830	4,161,960	22,017	651,880	3,448	4,813,840	25,465	45.13	19.87								
3/3/2020	3,498,500	161,440	3,659,940	19,361	663,720	3,511	4,323,660	22,872	48.17	16.83								
3/4/2020	3,542,720	162,350	3,705,070	19,600	677,980	3,587	4,383,050	23,186	46.17	18.83								
3/5/2020	3,429,360	159,770	3,589,130	18,986	622,170	3,291	4,211,300	22,278	45.17	19.83								
3/6/2020	4,169,110	137,630	4,306,740	22,783	629,410	3,330	4,936,150	26,112	40.92	24.08								
3/7/2020	4,132,950	107,680	4,240,630	22,433	552,830	2,924	4,793,460	25,357	41.04	23.96								
3/8/2020	4,398,980	128,040	4,527,020	23,948	593,270	3,138	5,120,290	27,086	39.33	25.67								
3/9/2020	4,429,000	154,380	4,583,380	24,246	753,030	3,984	5,336,410	28,230	41.50	23.50								
3/10/2020	4,013,150	154,530	4,167,680	22,047	684,810	3,623	4,852,490	25,670	44.04	20.96								
3/11/2020	3,697,920	154,180	3,852,100	20,378	699,150	3,699	4,551,250	24,076	45.92	19.08								
3/12/2020	3,830,500	151,930	3,982,430	21,067	706,320	3,736	4,688,750	24,803	44.17	20.83								
3/13/2020	5,089,070	128,720	5,217,790	27,602	684,400	3,620	5,902,190	31,223	37.88	27.12								
3/14/2020	5,112,640	100,350	5,212,990	27,577	647,110	3,423	5,860,100	31,000	37.79	27.21								
3/15/2020	4,798,330	124,960	4,923,290	26,044	644,110	3,407	5,567,400	29,452	38.33	26.67								
3/16/2020	3,905,760	154,830	4,060,590	21,481	680,520	3,600	4,741,110	25,080	45.00	20.00								
3/17/2020	3,860,160	155,630	4,015,790	21,244	684,190	3,619	4,699,980	24,863	44.08	20.92								
3/18/2020	3,427,460	154,100	3,581,560	18,946	648,070	3,428	4,229,630	22,375	45.54	19.46								
3/19/2020	2,980,400	154,170	3,134,570	16,582	674,560	3,568	3,809,130	20,150	48.08	16.92								
3/20/2020	2,613,860	129,680	2,743,540	14,513	624,430	3,303	3,367,970	17,817	50.67	14.33								
3/21/2020	3,059,630	101,760	3,161,390	16,724	568,690	3,008	3,730,080	19,732	46.71	18.29								
3/22/2020	2,980,760	123,420	3,104,180	16,421	554,930	2,936	3,659,110	19,357	46.50	18.50								
3/23/2020	3,369,190	151,490	3,520,680	18,624	692,590	3,664	4,213,270	22,288	44.00	21.00								
3/24/2020	3,543,490	152,120	3,695,610	19,550	644,800	3,411	4,340,410	22,961	43.29	21.71								
3/25/2020	3,592,730	152,670	3,745,400	19,813	631,300	3,340	4,376,700	23,153	42.63	22.37								
3/26/2020	3,736,410	153,520	3,889,930	20,578	559,280	2,959	4,449,210	23,536	43.63	21.37								
3/27/2020	3,278,300	128,850	3,407,150	18,024	573,230	3,032	3,980,380	21,056	46.29	18.71								
3/28/2020	2,842,730	98,960	2,941,690	15,562	518,360	2,742	3,460,050	18,304	49.29	15.71								
3/29/2020	2,675,730	117,340	2,793,070	14,775	524,070	2,772	3,317,140	17,548	49.08	15.92								
3/30/2020	3,567,040	144,990	3,712,030	19,637	645,890	3,417	4,357,920	23,051	44.54	20.46								
3/31/2020	3,672,070	146,860	3,818,930	20,202	640,630	3,389	4,459,560	23,591	43.17	21.83								
3/1/2021	4,038,690	109,330	4,148,020	21,943	679,590	3,595	4,827,610	25,538	47.79	17.21								
3/2/2021	3,632,530	109,790	3,742,320	19,797	665,300	3,519	4,407,620	23,316	44.29	20.71								
3/3/2021	3,625,860	110,340	3,736,200	19,764	651,110	3,444	4,387,310	23,209	44.79	20.21								
3/4/2021	3,650,360	93,210	3,743,570	19,803	600,870	3,179	4,344,440	22,982	45.08	19.92								
3/5/2021	3,651,690	74,210	3,725,900	19,710	556,620	2,945	4,282,520	22,655	47.50	17.50								
3/6/2021	4,448,680	89,540	4,538,220	24,007	546,490	2,891	5,084,710	26,898	45.08	19.92								
3/7/2021	4,146,130	108,850	4,254,980	22,509	675,430	3,573	4,930,410	26,082	43.63	21.37								

Date	Firm		Interruptible		Total Sales		Transportation		Total		Average Daily Temp. (°F)	HDD65
	Sales Volumes (Therms)	Sales Volumes (Therms)	Sales Volumes (Therms)	Sales Volumes (Therms)	Emissions (mtCO ₂ e)	Emissions (mtCO ₂ e)	Volumes (Therms)	Emissions (mtCO ₂ e)	Volumes (Therms)	Emissions (mtCO ₂ e)		
3/8/2021	4,132,960	107,990	4,240,950	22,435	702,530	3,716	4,943,480	26,151	42.88	22.12		
3/9/2021	4,022,840	107,250	4,130,090	21,848	715,470	3,785	4,845,560	25,633	43.83	21.17		
3/10/2021	3,894,140	105,980	4,000,120	21,861	680,990	3,602	4,681,110	24,763	43.71	21.29		
3/11/2021	3,582,210	88,280	3,670,490	19,417	678,950	3,592	4,349,440	23,009	44.83	20.17		
3/12/2021	2,947,200	68,060	3,015,260	15,951	499,470	2,642	3,514,730	18,593	45.88	19.12		
3/13/2021	4,109,040	84,770	4,193,810	22,185	602,230	3,186	4,796,040	25,371	48.17	16.83		
3/14/2021	4,606,440	106,530	4,712,970	24,932	730,480	3,864	5,443,450	28,796	43.21	21.79		
3/15/2021	4,069,320	108,120	4,177,440	22,099	680,340	3,599	4,857,780	25,698	40.54	24.46		
3/16/2021	3,411,220	107,720	3,518,940	18,615	649,520	3,436	4,168,460	22,051	42.63	22.37		
3/17/2021	3,752,810	104,670	3,857,480	20,406	659,210	3,487	4,516,690	23,893	46.75	18.25		
3/18/2021	3,290,160	88,200	3,378,360	17,872	644,110	3,407	4,022,470	21,279	45.79	19.21		
3/19/2021	3,588,960	67,390	3,656,350	19,342	613,370	3,245	4,269,720	22,587	48.58	16.42		
3/20/2021	4,284,950	85,580	4,370,530	23,120	570,460	3,018	4,940,990	26,138	45.00	20.00		
3/21/2021	3,849,720	105,000	3,954,720	20,920	666,000	3,523	4,620,720	24,444	42.67	22.33		
3/22/2021	3,323,500	105,630	3,429,130	18,140	622,170	3,291	4,051,300	21,431	44.88	20.12		
3/23/2021	3,705,230	105,420	3,810,650	20,158	673,240	3,561	4,483,890	23,720	46.29	18.71		
3/24/2021	3,375,070	104,820	3,479,890	18,409	665,270	3,519	4,145,160	21,928	45.79	19.21		
3/25/2021	3,198,790	89,490	3,288,280	17,395	595,600	3,151	3,883,880	20,546	46.63	18.37		
3/26/2021	2,775,570	68,210	2,843,780	15,044	478,900	2,533	3,322,680	17,577	47.25	17.75		
3/27/2021	4,404,930	83,440	4,488,370	23,743	515,990	2,730	5,004,360	26,473	47.92	17.08		
3/28/2021	4,113,830	100,970	4,214,800	22,296	668,140	3,534	4,882,940	25,831	43.58	21.42		
3/29/2021	3,716,470	101,020	3,817,490	20,195	643,600	3,405	4,461,090	23,599	42.92	22.08		
3/30/2021	2,974,610	101,710	3,076,320	16,274	646,110	3,418	3,722,430	19,692	44.17	20.83		
3/31/2021	N/A	N/A	N/A	N/A	N/A	N/A	N/A	N/A	N/A	16.37		
3/1/2022	2,459,820	122,550	2,582,370	13,661	641,280	3,392	3,223,650	17,053	52.42	12.58		
3/2/2022	3,222,950	124,770	3,347,720	17,709	666,090	3,524	4,013,810	21,233	48.25	16.75		
3/3/2022	3,662,470	119,010	3,781,480	20,004	645,230	3,413	4,426,710	23,417	44.04	20.96		
3/4/2022	3,846,460	107,330	3,953,790	20,916	659,650	3,490	4,613,440	24,405	44.00	21.00		
3/5/2022	3,828,070	77,600	3,905,670	20,661	647,480	3,425	4,553,150	24,086	43.46	21.54		
3/6/2022	4,104,560	103,140	4,207,700	22,259	596,180	3,154	4,803,880	25,413	41.58	23.42		
3/7/2022	4,010,280	125,210	4,135,490	21,877	592,260	3,133	4,727,750	25,010	41.75	23.25		
3/8/2022	4,147,830	125,270	4,273,100	22,605	588,770	3,115	4,861,870	25,719	43.17	21.83		
3/9/2022	4,773,990	123,660	4,897,650	25,909	610,800	3,231	5,508,450	29,140	39.88	25.12		
3/10/2022	4,386,100	121,850	4,507,950	23,847	588,730	3,114	5,096,680	26,961	39.29	25.71		
3/11/2022	3,757,310	101,750	3,859,060	20,414	521,680	2,760	4,380,740	23,174	45.04	19.96		
3/12/2022	2,861,790	75,570	2,937,360	15,539	454,510	2,404	3,391,870	17,943	46.96	18.04		
3/13/2022	3,096,560	96,110	3,192,670	16,889	440,450	2,330	3,633,120	19,219	44.83	20.17		
3/14/2022	3,652,070	121,710	3,773,780	19,963	534,400	2,827	4,308,180	22,790	45.08	19.92		
3/15/2022	3,396,090	123,050	3,519,140	18,616	554,190	2,932	4,073,330	21,548	46.50	18.50		
3/16/2022	3,283,950	124,420	3,408,370	18,030	640,250	3,387	4,048,620	21,417	46.33	18.67		
3/17/2022	3,427,550	123,050	3,550,600	18,783	600,100	3,175	4,150,700	21,957	45.67	19.33		
3/18/2022	2,823,410	103,090	2,926,500	15,481	565,920	2,994	3,492,420	18,475	48.46	16.54		
3/19/2022	3,665,860	76,480	3,742,340	19,797	557,140	2,947	4,299,480	22,744	44.58	20.42		
3/20/2022	3,940,020	94,110	4,034,130	21,341	541,750	2,866	4,575,880	24,206	42.21	22.79		
3/21/2022	3,455,190	120,810	3,576,000	18,917	616,840	3,263	4,192,840	22,180	45.00	20.00		
3/22/2022	2,077,870	119,920	2,197,790	11,626	603,550	3,193	2,801,340	14,819	54.38	10.62		
3/23/2022	2,934,730	121,270	3,056,000	16,166	652,420	3,451	3,708,420	19,618	50.25	14.75		
3/24/2022	3,151,430	117,260	3,268,690	17,291	672,330	3,557	3,941,020	20,848	46.21	18.79		
3/25/2022	2,542,630	99,610	2,642,240	13,977	598,170	3,164	3,240,410	17,142	49.83	15.17		

Date	Firm Sales Volumes (Therms)	Interruptible Sales Volumes (Therms)	Total Sales Volumes (Therms)	Total Sales Emissions (mtCO ₂ e)	Transportation Volumes (Therms)	Transportation Emissions (mtCO ₂ e)	Total Volumes (Therms)	Total Emissions (mtCO ₂ e)	Average Daily Temp. (°F)	HDD65
3/26/2022	2,211,710	73,220	2,284,930	12,087	502,730	2,659	2,787,660	14,747	52.17	12.83
3/27/2022	1,925,770	93,220	2,018,990	10,680	506,320	2,678	2,525,310	13,359	52.92	12.08
3/28/2022	2,485,500	115,970	2,601,470	13,762	637,700	3,373	3,239,170	17,135	51.04	13.96
3/29/2022	2,545,780	117,190	2,662,970	14,087	638,110	3,376	3,301,080	17,463	49.17	15.83
3/30/2022	3,021,610	115,980	3,137,590	16,598	661,220	3,498	3,798,810	20,096	47.79	17.21
3/31/2022	2,978,900	117,410	3,096,310	16,379	624,350	3,303	3,720,700	19,683	46.42	18.58
3/1/2023	4,922,460	106,920	5,029,380	26,605	614,890	3,253	5,644,270	29,858	36.79	28.21
3/2/2023	4,803,680	108,180	4,911,860	25,984	593,810	3,141	5,505,670	29,125	40.50	24.50
3/3/2023	5,032,940	87,060	5,120,000	27,085	624,090	3,301	5,744,090	30,386	38.00	27.00
3/4/2023	5,050,490	73,020	5,123,510	27,103	552,730	2,924	5,676,240	30,027	39.50	25.50
3/5/2023	4,547,910	85,200	4,633,110	24,509	544,660	2,881	5,177,770	27,390	38.67	26.33
3/6/2023	4,421,710	112,030	4,533,740	23,983	675,930	3,576	5,209,670	27,559	40.50	24.50
3/7/2023	4,396,910	110,660	4,507,570	23,845	672,680	3,558	5,180,250	27,404	41.42	23.58
3/8/2023	5,017,830	109,850	5,127,680	27,125	689,080	3,645	5,816,760	30,771	37.88	27.12
3/9/2023	4,573,740	107,710	4,681,450	24,765	643,930	3,406	5,325,380	28,171	42.50	22.50
3/10/2023	4,006,330	89,550	4,095,880	21,667	602,710	3,188	4,698,590	24,856	43.42	21.58
3/11/2023	3,806,180	67,730	3,873,910	20,493	513,280	2,715	4,387,190	23,208	43.29	21.71
3/12/2023	4,098,960	82,450	4,181,410	22,120	535,370	2,832	4,716,780	24,952	41.63	23.37
3/13/2023	4,450,570	104,180	4,554,750	24,095	645,530	3,415	5,200,280	27,509	42.71	22.29
3/14/2023	3,732,900	106,810	3,839,710	20,312	619,350	3,276	4,459,060	23,588	43.08	21.92
3/15/2023	4,055,870	107,360	4,163,230	22,023	653,840	3,459	4,817,070	25,482	44.04	20.96
3/16/2023	3,924,840	108,770	4,033,610	21,338	670,600	3,547	4,704,210	24,885	44.25	20.75
3/17/2023	2,941,420	90,620	3,032,040	16,039	551,040	2,915	3,583,080	18,954	50.63	14.37
3/18/2023	2,425,650	69,330	2,494,980	13,198	421,760	2,231	2,916,740	15,430	53.17	11.83
3/19/2023	2,568,220	83,850	2,652,070	14,029	414,240	2,191	3,066,310	16,221	51.50	13.50
3/20/2023	2,983,000	102,600	3,085,600	16,323	544,010	2,878	3,629,610	19,201	48.83	16.17
3/21/2023	3,002,360	106,070	3,108,430	16,444	570,700	3,019	3,679,130	19,463	48.38	16.62
3/22/2023	2,623,030	105,060	2,728,090	14,432	584,900	3,094	3,312,990	17,526	49.50	15.50
3/23/2023	3,810,700	105,330	3,916,030	20,716	631,780	3,342	4,547,810	24,058	43.42	21.58
3/24/2023	4,491,930	85,380	4,577,310	24,214	617,460	3,266	5,194,770	27,480	40.38	24.62
3/25/2023	3,972,510	65,660	4,038,170	21,362	531,910	2,814	4,570,080	24,176	40.46	24.54
3/26/2023	4,047,060	81,000	4,128,060	21,837	549,350	2,906	4,677,410	24,743	41.75	23.25
3/27/2023	3,415,700	102,470	3,518,170	18,611	653,060	3,455	4,171,230	22,066	45.79	19.21
3/28/2023	2,912,340	102,280	3,014,620	15,947	572,260	3,027	3,586,880	18,975	53.13	11.87
3/29/2023	2,696,730	103,270	2,800,000	14,812	583,330	3,086	3,383,330	17,898	50.75	14.25
3/30/2023	3,096,500	100,810	3,197,310	16,914	650,750	3,442	3,848,060	20,356	46.92	18.08
3/31/2023	3,742,370	85,380	3,827,750	20,249	590,970	3,126	4,418,720	23,375	43.88	21.12

	Firm Sales Volumes (Therms)	Interruptible Sales Volumes (Therms)	Total Sales Volumes (Therms)	Total Sales Emissions (mtCO ₂ e)	Transportation Volumes (Therms)	Transportation Emissions (mtCO ₂ e)	Total Volumes (Therms)	Total Emissions (mtCO ₂ e)	Average Daily Temp. (°F)	HDD65
Max	5,412,160	355,800	5,588,590	29,564	837,630	4,431	6,426,220	33,995	68.17	31.62
Std. Dev. +3	5,564,292	362,049	5,766,855	30,507	870,750	4,606	6,499,440	34,382	60.11	33.34
Std. Dev. +2	4,791,584	300,739	4,985,999	26,376	794,102	4,201	5,687,991	30,089	55.35	28.62
Std. Dev. +1	4,018,876	239,429	4,205,143	22,245	717,455	3,795	4,876,543	25,795	50.59	23.91
Mean	3,246,168	178,119	3,424,287	18,114	640,807	3,390	4,065,095	21,504	45.82	19.19
Std. Dev. -1	2,473,460	116,810	2,643,431	13,984	564,160	2,984	3,253,646	17,212	41.06	14.47

Date	Firm Sales Volumes (Therms)	Interruptible Sales Volumes (Therms)	Total Sales Volumes (Therms)	Total Sales Emissions (mtCO ₂ e)	Transportation Volumes (Therms)	Transportation Emissions (mtCO ₂ e)	Total Volumes (Therms)	Total Emissions (mtCO ₂ e)	Average Daily Temp. (°F)	HDD65
Std. Dev. -2	1,700,751	55,500	1,862,576	9,853	487,512	2,579	2,442,198	12,919	36.30	9.75
Std. Dev. -3	928,043	-5,810	1,081,720	5,722	410,865	2,173	1,630,749	8,627	31.53	5.04
Min	1,372,640	65,660	1,549,370	8,196	414,240	2,191	2,118,360	11,206	33.38	0.00
Std. Dev.	772,708	61,310	780,856	4,131	76,647	405	811,448	4,293	4.76	4.72

April Data

Calendar Years 2007 – 2023

Date	Firm Sales Volumes (Therms)	Interruptible Sales Volumes (Therms)	Total Sales Volumes (Therms)	Total Sales Emissions (mtCO ₂ e)	Transportation Volumes (Therms)	Transportation Emissions (mtCO ₂ e)	Total Volumes (Therms)	Total Emissions (mtCO ₂ e)	Average Daily Temp. (°F)	HDD65
4/1/2007	3,430,460	240,140	3,670,600	19,417	632,740	3,347	4,303,340	22,765	40.88	24.12
4/2/2007	3,394,420	286,410	3,680,830	19,472	680,530	3,600	4,361,360	23,072	41.42	23.58
4/3/2007	2,732,960	229,480	2,962,440	15,671	638,240	3,376	3,600,680	19,048	44.33	20.67
4/4/2007	2,180,210	192,850	2,373,060	12,553	671,240	3,551	3,044,300	16,104	50.38	14.62
4/5/2007	1,516,390	156,900	1,673,290	8,852	623,710	3,299	2,297,000	12,151	57.42	7.58
4/6/2007	1,123,580	112,600	1,236,180	6,539	541,850	2,866	1,778,030	9,406	63.71	1.29
4/7/2007	1,293,300	116,430	1,409,730	7,457	485,480	2,568	1,895,210	10,026	55.58	9.42
4/8/2007	1,696,320	163,700	1,860,020	9,840	491,190	2,598	2,351,210	12,438	50.88	14.12
4/9/2007	2,621,370	247,110	2,868,480	15,174	590,480	3,124	3,458,960	18,298	47.13	17.87
4/10/2007	2,772,670	246,860	3,019,530	15,973	606,930	3,211	3,626,460	19,184	45.04	19.96
4/11/2007	2,265,800	208,700	2,474,500	13,090	584,140	3,090	3,058,640	16,180	48.58	16.42
4/12/2007	2,552,390	224,330	2,776,720	14,689	638,840	3,379	3,415,560	18,068	46.79	18.21
4/13/2007	2,377,580	181,420	2,559,000	13,537	592,260	3,133	3,151,260	16,670	47.71	17.29
4/14/2007	2,270,220	155,440	2,425,660	12,832	530,500	2,806	2,956,160	15,638	48.71	16.29
4/15/2007	2,236,370	187,020	2,423,390	12,821	482,240	2,551	2,905,630	15,372	47.71	17.29
4/16/2007	2,768,030	239,610	3,007,640	15,910	592,250	3,133	3,599,890	19,043	46.79	18.21
4/17/2007	2,401,190	233,060	2,634,250	13,935	589,620	3,119	3,223,870	17,054	46.63	18.37
4/18/2007	2,640,100	246,660	2,886,760	15,271	616,870	3,263	3,503,630	18,534	45.00	20.00
4/19/2007	2,450,500	240,060	2,690,560	14,233	660,270	3,493	3,350,830	17,726	46.88	18.12
4/20/2007	2,170,330	182,890	2,353,220	12,449	622,640	3,294	2,975,860	15,742	48.38	16.62
4/21/2007	2,108,260	131,040	2,239,300	11,846	475,750	2,517	2,715,050	14,363	48.54	16.46
4/22/2007	1,792,940	164,550	1,957,490	10,355	480,320	2,541	2,437,810	12,896	52.21	11.79
4/23/2007	1,533,080	173,670	1,706,750	9,029	583,380	3,086	2,290,130	12,115	53.46	11.54
4/24/2007	1,947,260	197,130	2,144,390	11,344	599,270	3,170	2,743,660	14,514	50.63	14.37
4/25/2007	2,053,310	191,510	2,244,820	11,875	574,310	3,038	2,819,130	14,913	49.83	15.17
4/26/2007	1,940,020	172,820	2,112,840	11,177	554,650	2,934	2,667,490	14,111	52.13	12.87
4/27/2007	1,606,420	143,420	1,749,840	9,257	508,240	2,689	2,258,080	11,945	54.08	10.92
4/28/2007	1,619,560	123,190	1,742,750	9,219	482,010	2,550	2,224,760	11,769	52.92	12.08
4/29/2007	1,810,160	174,990	1,985,150	10,501	504,260	2,668	2,489,410	13,169	51.83	13.17
4/30/2007	1,832,450	204,410	2,036,860	10,775	594,740	3,146	2,631,600	13,921	50.71	14.29
4/1/2008	3,437,430	293,130	3,730,560	19,735	777,530	4,113	4,508,090	23,848	40.67	24.33
4/2/2008	3,172,580	274,470	3,447,050	18,235	736,720	3,897	4,183,770	22,132	43.83	21.17
4/3/2008	2,711,420	230,170	2,941,590	15,561	661,280	3,498	3,602,870	19,059	45.83	19.17
4/4/2008	3,348,250	231,030	3,579,280	18,934	658,460	3,483	4,237,740	22,418	43.13	21.87
4/5/2008	3,085,890	164,120	3,250,010	17,193	543,900	2,877	3,793,910	20,070	43.54	21.46
4/6/2008	2,897,750	208,290	3,106,040	16,431	581,000	3,073	3,687,040	19,504	45.21	19.79
4/7/2008	3,268,020	263,650	3,531,670	18,683	663,000	3,507	4,194,670	22,190	44.04	20.96
4/8/2008	3,426,600	276,990	3,703,590	19,592	642,040	3,396	4,345,630	22,988	41.54	23.46
4/9/2008	2,781,960	237,100	3,019,060	15,971	602,560	3,188	3,621,620	19,158	43.96	21.04
4/10/2008	2,778,500	240,470	3,018,970	15,970	618,160	3,270	3,637,130	19,240	46.42	18.58
4/11/2008	2,096,140	178,400	2,274,540	12,032	623,310	3,297	2,897,850	15,330	49.58	15.42
4/12/2008	1,388,800	99,340	1,488,140	7,872	472,020	2,497	1,960,160	10,369	59.79	5.21
4/13/2008	2,038,210	200,930	2,239,140	11,845	523,400	2,769	2,762,540	14,614	49.58	15.42
4/14/2008	3,204,170	286,660	3,490,830	18,466	665,620	3,521	4,156,450	21,988	43.38	21.62
4/15/2008	3,324,660	265,040	3,589,700	18,990	608,050	3,217	4,197,750	22,206	42.00	23.00
4/16/2008	2,487,430	214,650	2,702,080	14,294	585,020	3,095	3,287,100	17,389	47.88	17.12
4/17/2008	2,596,450	233,700	2,830,150	14,971	644,330	3,409	3,474,480	18,380	48.46	16.54
4/18/2008	3,737,830	258,370	3,996,200	21,140	663,170	3,508	4,659,370	24,648	42.08	22.92
4/19/2008	3,923,790	209,310	4,133,100	21,864	611,120	3,233	4,744,220	25,097	37.54	27.46

Date	Firm Sales Volumes (Therms)	Interruptible Sales Volumes (Therms)	Total Sales Volumes (Therms)	Total Sales Emissions (mtCO ₂ e)	Transportation Volumes (Therms)	Transportation Emissions (mtCO ₂ e)	Total Volumes (Therms)	Total Emissions (mtCO ₂ e)	Average Daily Temp. (°F)	HDD65
4/20/2008	3,554,730	254,390	3,809,120	20,150	577,330	3,054	4,386,450	23,204	39.50	25.50
4/21/2008	3,250,190	278,620	3,528,810	18,667	609,100	3,222	4,137,910	21,890	41.08	23.92
4/22/2008	2,641,130	227,300	2,868,430	15,174	569,880	3,015	3,438,310	18,189	47.25	17.75
4/23/2008	2,484,680	221,870	2,706,550	14,318	603,400	3,192	3,309,950	17,510	48.21	16.79
4/24/2008	2,932,700	244,850	3,177,550	16,809	649,930	3,438	3,827,480	20,247	46.29	18.71
4/25/2008	2,507,040	197,950	2,704,990	14,309	621,460	3,288	3,326,450	17,597	47.21	17.79
4/26/2008	1,815,290	116,040	1,931,330	10,217	521,790	2,760	2,453,120	12,977	52.79	12.21
4/27/2008	1,619,320	131,840	1,751,160	9,264	503,410	2,663	2,254,570	11,927	54.08	10.92
4/28/2008	1,718,590	191,670	1,910,260	10,105	539,410	2,853	2,449,670	12,959	54.50	10.50
4/29/2008	2,447,900	243,780	2,691,680	14,239	543,310	2,874	3,234,990	17,113	46.83	18.17
4/30/2008	2,549,130	233,790	2,782,920	14,722	557,580	2,950	3,340,500	17,671	45.46	19.54
4/1/2009	3,925,950	292,180	4,218,130	22,314	681,070	3,603	4,899,200	25,917	39.17	25.83
4/2/2009	3,514,120	286,650	3,800,770	20,106	663,050	3,508	4,463,820	23,614	42.96	22.04
4/3/2009	3,391,500	243,670	3,635,170	19,230	634,930	3,359	4,270,100	22,589	41.58	23.42
4/4/2009	2,675,800	159,250	2,835,050	14,997	495,560	2,622	3,330,610	17,619	45.54	19.46
4/5/2009	1,846,330	167,150	2,013,480	10,651	445,650	2,357	2,459,130	13,009	56.54	8.46
4/6/2009	1,638,970	189,340	1,828,310	9,672	657,320	3,477	2,485,630	13,149	54.13	10.87
4/8/2009	2,262,250	233,690	2,495,940	13,204	605,250	3,202	3,101,190	16,405	47.75	17.25
4/9/2009	2,049,370	209,110	2,258,480	11,947	593,190	3,138	2,851,670	15,085	49.38	15.62
4/10/2009	2,494,510	193,190	2,687,700	14,218	582,270	3,080	3,269,970	17,298	46.75	18.25
4/11/2009	2,359,350	139,950	2,499,300	13,221	421,010	2,227	2,920,310	15,448	48.04	16.96
4/12/2009	2,707,650	203,550	2,911,200	15,400	429,910	2,274	3,341,110	17,674	48.25	16.75
4/13/2009	3,480,420	291,100	3,771,520	19,951	624,020	3,301	4,395,540	23,252	41.13	23.87
4/14/2009	3,162,740	269,360	3,432,100	18,156	678,240	3,588	4,110,340	21,744	42.92	22.08
4/15/2009	2,734,980	258,210	2,993,190	15,834	655,700	3,469	3,648,890	19,303	43.79	21.21
4/16/2009	1,940,640	187,260	2,127,900	11,257	547,500	2,896	2,675,400	14,153	49.29	15.71
4/17/2009	1,985,520	182,460	2,167,980	11,469	563,550	2,981	2,731,530	14,450	50.71	14.29
4/18/2009	1,930,030	135,670	2,065,700	10,928	448,290	2,371	2,513,990	13,299	49.17	15.83
4/19/2009	1,470,500	146,010	1,616,510	8,551	421,710	2,231	2,038,220	10,782	56.42	8.58
4/20/2009	1,258,540	160,570	1,419,110	7,507	540,740	2,861	1,959,850	10,368	58.71	6.29
4/21/2009	1,174,570	164,690	1,339,260	7,085	574,230	3,038	1,913,490	10,122	59.13	5.87
4/22/2009	2,320,360	264,820	2,585,180	13,676	591,960	3,131	3,177,140	16,807	46.96	18.04
4/23/2009	2,572,360	260,960	2,833,320	14,988	582,690	3,082	3,416,010	18,071	44.00	21.00
4/24/2009	1,964,090	177,110	2,141,200	11,327	500,130	2,646	2,641,330	13,973	47.71	17.29
4/25/2009	2,322,830	153,620	2,476,450	13,100	462,470	2,446	2,938,920	15,547	47.00	18.00
4/26/2009	2,020,800	180,570	2,201,370	11,645	424,540	2,246	2,625,910	13,891	48.29	16.71
4/27/2009	1,784,110	198,040	1,982,150	10,486	633,370	3,351	2,615,520	13,836	51.50	13.50
4/28/2009	2,013,850	224,330	2,238,180	11,840	625,010	3,306	2,863,190	15,146	48.54	16.46
4/29/2009	1,994,190	215,370	2,209,560	11,689	562,550	2,976	2,772,110	14,664	50.04	14.96
4/30/2009	1,645,030	193,660	1,838,690	9,727	548,450	2,901	2,387,140	12,628	52.79	12.21
4/1/2010	2,944,120	247,270	3,191,390	16,882	639,450	3,383	3,830,840	20,265	43.67	21.33
4/2/2010	3,597,760	231,720	3,829,480	20,258	628,060	3,322	4,457,540	23,580	42.42	22.58
4/3/2010	3,363,170	177,440	3,540,610	18,730	575,620	3,045	4,116,230	21,775	41.00	24.00
4/4/2010	2,879,000	206,640	3,085,640	16,323	615,250	3,255	3,700,890	19,578	46.33	18.67
4/5/2010	2,886,040	259,900	3,145,940	16,642	671,770	3,554	3,817,710	20,196	44.58	20.42
4/6/2010	2,885,740	231,930	3,117,670	16,492	633,990	3,354	3,751,660	19,846	45.71	19.29
4/7/2010	3,063,450	249,950	3,313,400	17,528	649,820	3,438	3,963,220	20,965	46.04	18.96
4/8/2010	3,077,400	264,300	3,341,700	17,678	658,170	3,482	3,999,870	21,159	43.96	21.04

Date	Firm Sales Volumes (Therms)	Interruptible Sales Volumes (Therms)	Total Sales Volumes (Therms)	Total Sales Emissions (mtCO ₂ e)	Transportation Volumes (Therms)	Transportation Emissions (mtCO ₂ e)	Total Volumes (Therms)	Total Emissions (mtCO ₂ e)	Average Daily Temp. (°F)	HDD65
4/9/2010	3,010,560	233,720	3,244,280	17,162	646,470	3,420	3,890,750	20,582	43.21	21.79
4/10/2010	2,621,120	1,50,930	2,772,050	14,664	573,600	3,034	3,345,650	17,698	45.17	19.83
4/11/2010	2,034,870	159,450	2,194,320	11,608	529,490	2,801	2,723,810	14,409	50.83	14.17
4/12/2010	2,055,120	201,750	2,256,870	11,939	600,870	3,179	2,857,740	15,117	51.21	13.79
4/13/2010	2,256,410	234,400	2,490,810	13,176	597,640	3,162	3,088,450	16,338	49.33	15.67
4/14/2010	1,979,900	210,160	2,190,060	11,585	577,150	3,053	2,767,210	14,639	49.38	15.62
4/15/2010	1,884,140	205,420	2,089,560	11,054	553,910	2,930	2,643,470	13,984	51.00	14.00
4/16/2010	1,458,180	143,200	1,601,380	8,471	563,030	2,978	2,164,410	11,450	53.75	11.25
4/17/2010	1,564,060	119,150	1,683,210	8,904	472,080	2,497	2,155,290	11,401	53.71	11.29
4/18/2010	1,259,000	129,930	1,388,930	7,347	427,110	2,259	1,816,040	9,607	57.71	7.29
4/19/2010	1,119,560	148,460	1,268,020	6,708	514,830	2,723	1,782,850	9,431	58.71	6.29
4/20/2010	1,701,340	202,220	1,903,560	10,070	588,890	3,115	2,492,450	13,185	52.29	12.71
4/21/2010	2,472,990	239,340	2,712,330	14,348	636,080	3,365	3,348,410	17,713	46.96	18.04
4/22/2010	2,082,440	216,870	2,299,310	12,163	604,020	3,195	2,903,330	15,359	49.13	15.87
4/23/2010	2,123,230	180,840	2,304,070	12,189	565,050	2,989	2,869,120	15,178	48.21	16.79
4/24/2010	2,278,370	144,670	2,423,040	12,818	463,490	2,452	2,886,530	15,270	47.13	17.87
4/25/2010	1,782,280	156,790	1,939,070	10,258	451,130	2,386	2,390,200	12,644	50.13	14.87
4/26/2010	1,715,060	178,110	1,893,170	10,015	589,180	3,117	2,482,350	13,132	55.92	9.08
4/27/2010	1,926,830	219,170	2,146,000	11,352	666,780	3,527	2,812,780	14,880	49.58	15.42
4/28/2010	2,158,220	221,420	2,379,640	12,588	595,460	3,150	2,975,100	15,738	47.67	17.33
4/29/2010	1,901,430	206,440	2,107,870	11,151	647,580	3,426	2,755,450	14,576	49.46	15.54
4/30/2010	2,075,610	175,320	2,250,930	11,907	526,720	2,786	2,777,650	14,694	49.63	15.37
4/1/2011	2,973,750	207,670	3,181,420	16,830	813,660	4,304	3,995,080	21,134	45.21	19.79
4/2/2011	3,132,280	164,070	3,296,350	17,438	573,530	3,034	3,869,880	20,472	42.83	22.17
4/3/2011	3,148,630	207,410	3,356,040	17,753	543,720	2,876	3,899,760	20,630	43.21	21.79
4/4/2011	3,435,560	257,150	3,692,710	19,534	689,130	3,645	4,381,840	23,180	43.75	21.25
4/5/2011	3,546,850	259,710	3,806,560	20,137	748,890	3,962	4,555,450	24,098	42.83	22.17
4/6/2011	3,626,960	286,160	3,913,120	20,700	767,490	4,060	4,680,610	24,760	40.79	24.21
4/7/2011	3,656,930	285,360	3,942,290	20,855	746,230	3,948	4,688,520	24,802	40.42	24.58
4/8/2011	2,608,700	189,820	2,798,520	14,804	721,990	3,819	3,520,510	18,623	44.96	20.04
4/9/2011	2,558,640	138,650	2,697,290	14,269	546,050	2,889	3,243,340	17,157	47.17	17.83
4/10/2011	2,685,620	187,090	2,872,710	15,197	527,510	2,791	3,400,220	17,987	48.29	16.71
4/11/2011	2,998,390	268,150	3,266,540	17,280	723,760	3,829	3,990,300	21,109	44.25	20.75
4/12/2011	2,674,960	225,380	2,900,340	15,343	707,870	3,745	3,608,210	19,087	45.08	19.92
4/13/2011	3,248,200	250,340	3,498,540	18,507	672,410	3,557	4,170,950	22,064	43.75	21.25
4/14/2011	3,560,700	264,680	3,825,380	20,236	752,060	3,978	4,577,440	24,215	42.63	22.37
4/15/2011	2,712,040	192,210	2,904,250	15,363	641,120	3,392	3,545,370	18,755	45.33	19.67
4/16/2011	2,702,140	160,110	2,862,250	15,141	534,340	2,827	3,396,590	17,968	47.38	17.62
4/17/2011	2,873,500	223,020	3,096,520	16,381	522,060	2,762	3,618,580	19,142	43.79	21.21
4/18/2011	2,979,090	272,920	3,252,010	17,203	658,120	3,481	3,910,130	20,685	43.08	21.92
4/19/2011	2,796,370	252,670	3,049,040	16,129	728,770	3,855	3,777,760	19,984	43.83	21.17
4/20/2011	2,817,540	250,830	3,068,370	16,232	660,950	3,496	3,729,320	19,728	44.79	20.21
4/21/2011	2,766,790	242,790	3,009,580	15,921	651,620	3,447	3,661,200	19,368	44.63	20.37
4/22/2011	2,344,420	186,910	2,531,330	13,391	607,960	3,216	3,139,290	16,607	47.21	17.79
4/23/2011	1,771,610	112,980	1,884,590	9,969	589,010	3,116	2,473,600	13,085	53.04	11.96
4/24/2011	2,159,050	180,740	2,339,790	12,377	601,400	3,181	2,941,190	15,559	48.04	16.96
4/25/2011	2,855,660	265,660	3,121,320	16,512	706,940	3,740	3,828,260	20,251	46.13	18.87
4/26/2011	2,399,850	220,360	2,620,210	13,861	626,440	3,314	3,246,650	17,175	47.58	17.42
4/27/2011	3,125,780	260,900	3,386,680	17,916	686,520	3,632	4,073,200	21,547	44.38	20.62

Date	Firm Sales Volumes (Therms)	Interruptible Sales Volumes (Therms)	Total Sales Volumes (Therms)	Total Sales Emissions (mtCO ₂ e)	Transportation Volumes (Therms)	Transportation Emissions (mtCO ₂ e)	Total Volumes (Therms)	Total Emissions (mtCO ₂ e)	Average Daily Temp. (°F)	HDD65
4/28/2011	2,929,350	252,220	3,181,570	16,831	701,880	3,713	3,883,450	20,543	44.04	20.96
4/29/2011	2,311,030	182,330	2,493,360	13,190	621,890	3,290	3,115,250	16,480	47.25	17.75
4/30/2011	2,203,530	146,540	2,350,070	12,432	526,230	2,784	2,876,300	15,216	48.58	16.42
4/1/2012	3,174,650	204,910	3,379,560	17,878	647,310	3,424	4,026,870	21,302	43.54	21.46
4/2/2012	2,112,100	176,180	2,288,280	12,105	702,150	3,714	2,990,430	15,819	51.38	13.62
4/3/2012	3,124,850	261,760	3,386,610	17,915	734,520	3,886	4,121,130	21,801	45.92	19.08
4/4/2012	3,076,530	262,780	3,339,310	17,665	744,470	3,938	4,083,780	21,603	42.54	22.46
4/5/2012	3,109,090	263,460	3,372,550	17,841	748,200	3,958	4,120,750	21,799	42.46	22.54
4/6/2012	3,010,960	217,070	3,228,030	17,079	685,400	3,626	3,914,030	20,705	43.92	21.08
4/7/2012	2,377,210	132,270	2,509,480	13,275	563,620	2,982	3,073,100	16,257	48.88	16.12
4/8/2012	1,691,350	133,110	1,824,460	9,651	551,680	2,918	2,376,140	12,570	59.58	5.42
4/9/2012	1,474,730	165,500	1,640,230	8,677	635,120	3,360	2,275,350	12,037	55.96	9.04
4/10/2012	1,453,400	161,210	1,614,610	8,541	630,370	3,335	2,244,980	11,876	54.88	10.12
4/11/2012	2,190,300	215,230	2,405,530	12,725	631,950	3,343	3,037,480	16,068	49.13	15.87
4/12/2012	2,304,990	221,700	2,526,690	13,366	645,440	3,414	3,172,130	16,781	48.92	16.08
4/13/2012	2,172,620	179,690	2,352,310	12,444	621,370	3,287	2,973,680	15,731	48.75	16.25
4/14/2012	1,885,850	124,780	2,010,630	10,636	551,530	2,918	2,562,160	12,537	48.88	16.12
4/15/2012	1,699,400	143,260	1,842,660	9,748	527,310	2,789	2,369,970	12,537	52.04	12.96
4/16/2012	2,067,380	216,990	2,284,370	12,084	622,110	3,291	2,906,480	15,375	50.04	14.96
4/17/2012	2,677,900	227,780	2,905,680	15,371	710,950	3,761	3,616,630	19,132	45.08	19.92
4/18/2012	2,167,570	202,700	2,370,270	12,539	641,410	3,393	3,011,680	15,932	48.92	16.08
4/19/2012	2,256,750	196,290	2,453,040	12,977	650,230	3,440	3,103,270	16,416	48.96	16.04
4/20/2012	2,185,590	183,300	2,368,890	12,531	616,680	3,262	2,985,570	15,794	49.63	15.37
4/21/2012	1,537,060	109,330	1,646,390	8,709	513,320	2,715	2,159,710	11,425	53.38	11.62
4/22/2012	1,181,810	115,150	1,296,960	6,861	460,410	2,436	1,757,370	9,296	59.54	5.46
4/23/2012	1,073,820	138,580	1,212,400	6,414	585,280	3,096	1,797,680	9,510	59.96	5.04
4/24/2012	1,522,050	172,140	1,694,190	8,962	596,850	3,157	2,291,040	12,120	53.29	11.71
4/25/2012	1,617,920	172,050	1,789,970	9,469	590,290	3,123	2,380,260	12,592	54.58	10.42
4/26/2012	2,131,410	217,450	2,348,860	12,425	650,460	3,441	2,999,320	15,866	48.92	16.08
4/27/2012	2,049,590	166,770	2,216,360	11,725	620,020	3,280	2,836,380	15,004	48.46	16.54
4/28/2012	1,441,280	97,000	1,538,280	8,138	513,470	2,716	2,051,750	10,854	53.50	11.50
4/29/2012	1,566,950	150,390	1,717,340	9,085	537,420	2,843	2,254,760	11,928	54.04	10.96
4/30/2012	2,139,660	214,290	2,353,950	12,452	622,360	3,292	2,976,310	15,745	49.17	15.83
4/1/2013	1,720,770	183,600	1,904,370	10,074	588,280	2,953	2,462,650	13,027	53.42	11.58
4/2/2013	2,052,800	194,070	2,246,870	11,886	555,410	2,938	2,802,280	14,824	51.96	13.04
4/3/2013	1,667,850	170,460	1,838,310	9,725	554,000	2,931	2,392,310	12,655	54.04	10.96
4/4/2013	2,018,170	180,220	2,198,390	11,629	550,370	2,911	2,748,760	14,541	53.00	12.00
4/5/2013	2,041,090	162,860	2,203,950	11,659	600,800	3,178	2,804,750	14,837	52.42	12.58
4/6/2013	2,572,960	154,840	2,727,800	14,430	580,780	3,072	3,308,580	17,502	48.29	16.71
4/7/2013	3,194,990	217,500	3,412,490	18,052	616,720	3,262	4,029,210	21,315	43.50	21.50
4/8/2013	2,662,080	228,650	2,890,730	15,292	684,660	3,622	3,575,390	18,914	48.25	16.75
4/9/2013	2,392,460	191,980	2,584,440	13,672	682,820	3,612	3,267,260	17,284	49.21	15.79
4/10/2013	2,249,440	206,010	2,455,450	12,989	670,190	3,545	3,125,640	16,535	52.42	12.58
4/11/2013	2,583,890	244,930	2,828,820	14,964	694,770	3,675	3,523,590	18,640	47.96	17.04
4/12/2013	3,390,570	231,600	3,622,170	19,161	705,910	3,734	4,328,080	22,896	43.88	21.12
4/13/2013	3,437,300	171,570	3,608,870	19,091	626,210	3,313	4,235,080	22,404	43.21	21.79
4/14/2013	2,781,390	217,950	2,999,340	15,867	607,790	3,215	3,607,130	19,082	45.67	19.33
4/15/2013	2,782,840	263,100	3,045,940	16,113	726,300	3,842	3,772,240	19,955	46.46	18.54
4/16/2013	2,718,790	251,050	2,969,840	15,710	714,310	3,779	3,684,150	19,489	47.13	17.87

Date	Firm Sales Volumes (Therms)		Interruptible Sales Volumes (Therms)		Total Sales Volumes (Therms)		Total Sales Emissions (mtCO ₂ e)		Transportation Volumes (Therms)		Transportation Emissions (mtCO ₂ e)		Total Volumes (Therms)		Total Emissions (mtCO ₂ e)		Average Daily Temp. (°F)		HDD65
4/17/2013	2,293,690	214,940	2,508,630	13,271	627,390	3,319	16,590	49.04	15.96										
4/18/2013	2,632,370	218,380	2,850,750	15,080	602,560	3,188	18,268	48.00	17.00										
4/19/2013	2,298,210	176,710	2,474,920	13,092	534,490	2,827	15,920	51.13	13.87										
4/20/2013	2,334,280	154,270	2,488,550	13,164	498,200	2,635	15,800	50.75	14.25										
4/21/2013	2,705,970	227,670	2,933,640	15,519	552,760	2,924	18,443	47.83	17.17										
4/22/2013	2,378,900	242,670	2,621,570	13,868	724,670	3,834	17,702	50.38	14.62										
4/23/2013	2,120,470	210,350	2,330,820	12,330	696,180	3,683	16,013	51.79	13.21										
4/24/2013	1,620,130	176,540	1,796,670	9,504	681,510	3,605	13,110	57.13	7.87										
4/25/2013	1,337,630	162,730	1,500,360	7,937	593,010	3,137	11,074	59.42	5.58										
4/26/2013	1,226,110	136,790	1,362,900	7,210	558,220	2,953	10,163	56.17	8.83										
4/27/2013	1,831,080	127,360	1,958,440	10,360	518,920	2,745	13,105	53.88	11.12										
4/28/2013	1,955,490	174,030	2,129,520	11,265	508,840	2,692	13,957	52.96	12.04										
4/29/2013	2,380,390	246,410	2,626,800	13,896	666,650	3,527	17,422	49.04	15.96										
4/30/2013	2,530,800	254,100	2,784,900	14,732	670,190	3,545	18,277	47.54	17.46										
4/1/2014	2,244,720	208,680	2,453,400	12,978	646,410	3,420	16,398	49.50	15.50										
4/2/2014	2,355,110	212,010	2,567,120	13,580	637,030	3,370	16,950	49.42	15.58										
4/3/2014	2,656,480	219,980	2,876,460	15,216	606,250	3,207	18,424	47.88	17.12										
4/4/2014	2,308,660	178,010	2,486,670	13,154	589,130	3,116	16,271	48.29	16.71										
4/5/2014	2,451,430	133,690	2,585,120	13,675	510,580	2,701	16,376	49.13	15.87										
4/6/2014	2,022,720	151,070	2,173,790	11,499	510,590	2,701	14,200	51.63	13.37										
4/7/2014	1,297,190	144,260	1,441,450	7,625	587,400	3,107	10,733	59.00	6.00										
4/8/2014	1,779,360	201,170	1,980,530	10,477	601,260	3,181	13,658	52.63	12.37										
4/9/2014	2,125,650	218,640	2,344,290	12,401	618,840	3,274	15,675	50.38	14.62										
4/10/2014	2,103,270	211,080	2,314,350	12,243	624,740	3,305	15,548	50.29	14.71										
4/11/2014	1,857,480	159,350	2,016,830	10,669	579,860	3,067	13,736	52.71	12.29										
4/12/2014	1,897,950	130,410	2,028,360	10,730	488,270	2,583	12,313	52.38	12.62										
4/13/2014	1,674,580	161,780	1,836,360	9,714	454,660	2,405	12,119	56.25	8.75										
4/14/2014	1,576,070	176,380	1,752,450	9,270	582,700	3,082	12,353	54.75	10.25										
4/15/2014	1,725,210	186,320	1,911,530	10,112	602,760	3,189	13,301	51.00	14.00										
4/16/2014	2,207,930	197,620	2,405,550	12,725	635,680	3,363	16,088	49.92	15.08										
4/17/2014	2,390,110	214,950	2,605,060	13,781	614,000	3,248	17,029	50.17	14.83										
4/18/2014	2,185,640	176,450	2,362,090	12,495	627,840	3,321	15,817	50.00	15.00										
4/19/2014	2,674,690	145,590	2,820,280	14,919	484,620	2,564	17,483	47.33	17.67										
4/20/2014	1,907,220	155,870	2,063,090	10,914	450,660	2,384	13,298	51.38	13.62										
4/21/2014	1,903,400	134,020	2,037,420	10,778	611,250	3,234	14,011	51.75	13.25										
4/22/2014	2,455,600	160,880	2,616,480	13,841	617,840	3,268	17,110	46.33	18.67										
4/23/2014	2,440,410	158,970	2,599,380	13,751	629,860	3,332	17,083	47.67	17.33										
4/24/2014	2,165,530	156,170	2,321,700	12,282	637,360	3,372	15,653	50.92	14.08										
4/25/2014	2,014,050	150,170	2,164,220	11,449	619,290	3,276	14,725	49.42	15.58										
4/26/2014	2,038,160	125,280	2,163,440	11,445	514,580	2,722	14,167	49.08	15.92										
4/27/2014	2,549,600	98,960	2,648,560	14,011	508,370	2,689	16,700	46.71	18.29										
4/28/2014	1,916,630	124,070	2,040,700	10,795	589,220	3,117	13,912	51.21	13.79										
4/29/2014	1,194,830	149,030	1,343,860	7,109	536,890	2,840	9,949	63.33	1.67										
4/30/2014	944,280	142,880	1,087,160	5,751	556,160	2,942	8,693	68.04	0.00										
4/1/2015	2,750,970	165,930	2,916,900	15,430	685,320	3,625	19,056	46.08	18.92										
4/2/2015	2,457,480	164,590	2,622,070	13,871	682,790	3,612	17,483	48.17	16.83										
4/3/2015	2,962,160	143,000	3,105,160	16,426	692,310	3,662	20,089	45.88	19.12										
4/4/2015	2,646,220	110,930	2,757,150	14,585	560,460	2,965	17,550	47.08	17.92										
4/5/2015	2,368,540	130,700	2,499,240	13,221	535,910	2,835	16,056	48.50	16.50										

Date	Firm Sales Volumes (Therms)		Interruptible Sales Volumes (Therms)		Total Sales Volumes (Therms)		Total Sales Emissions (mtCO ₂ e)		Transportation Volumes (Therms)		Transportation Emissions (mtCO ₂ e)		Total Volumes (Therms)		Total Emissions (mtCO ₂ e)		Average Daily Temp. (°F)		HDD65
4/6/2015	2,454,510	159,310	2,613,820	13,827	627,100	3,317	3,240,920	17,144	49.13	15.87									
4/7/2015	2,418,370	159,910	2,578,280	13,639	615,290	3,255	3,193,570	16,894	49.63	15.37									
4/8/2015	1,957,280	159,410	2,116,690	11,197	628,230	3,323	2,744,920	14,521	51.25	13.75									
4/9/2015	1,781,980	157,800	1,939,780	10,261	616,150	3,259	2,555,930	13,521	52.13	12.87									
4/10/2015	2,263,470	131,940	2,395,410	12,672	602,550	3,187	2,997,960	15,859	50.29	14.71									
4/11/2015	2,669,430	99,870	2,769,300	14,650	505,390	2,674	3,274,690	17,323	47.04	17.96									
4/12/2015	2,446,160	123,170	2,569,330	13,592	489,430	2,589	3,058,760	16,181	48.58	16.42									
4/13/2015	3,176,620	157,870	3,334,490	17,639	651,420	3,446	3,985,910	21,085	45.17	19.83									
4/14/2015	3,004,450	155,280	3,159,730	16,715	693,100	3,666	3,852,830	20,381	43.75	21.25									
4/15/2015	2,547,100	152,390	2,699,490	14,280	702,030	3,714	3,401,520	17,994	47.33	17.67									
4/16/2015	1,966,440	148,740	2,115,180	11,189	649,660	3,437	2,764,840	14,626	52.42	12.58									
4/17/2015	1,581,440	132,300	1,713,760	9,066	564,130	2,984	2,277,890	12,050	55.38	9.62									
4/18/2015	1,551,440	101,380	1,652,820	8,743	461,810	2,443	2,114,630	11,186	55.79	9.21									
4/19/2015	1,472,980	120,410	1,593,390	8,429	469,710	2,485	2,063,100	10,914	57.83	7.17									
4/20/2015	1,199,250	145,490	1,344,740	7,114	597,110	3,159	1,941,850	10,272	60.50	4.50									
4/21/2015	1,761,690	153,660	1,915,350	10,132	662,060	3,502	2,577,410	13,634	53.75	11.25									
4/22/2015	1,972,740	152,990	2,125,730	11,245	635,170	3,360	2,760,900	14,605	49.46	15.54									
4/23/2015	2,564,500	149,660	2,714,160	14,358	652,280	3,451	3,366,440	17,608	47.46	17.54									
4/24/2015	2,442,670	125,500	2,568,170	13,586	605,550	3,203	3,173,720	16,789	47.42	17.58									
4/25/2015	2,325,870	92,620	2,418,490	12,794	503,960	2,666	2,922,450	15,460	48.08	16.92									
4/26/2015	1,754,730	112,350	1,867,080	9,877	693,100	3,666	2,560,180	13,543	50.42	14.58									
4/27/2015	1,066,110	142,290	1,208,400	6,392	567,110	3,000	1,775,510	9,392	62.71	2.29									
4/28/2015	1,680,810	145,110	1,825,920	9,659	628,720	3,326	2,454,640	12,985	54.13	10.87									
4/29/2015	1,658,100	145,590	1,803,690	9,542	651,660	3,447	2,455,350	12,989	53.13	11.87									
4/30/2015	1,469,130	142,440	1,611,570	8,525	635,140	3,360	2,246,710	11,885	53.50	11.50									
4/1/2016	1,369,910	121,460	1,491,370	7,889	665,070	3,518	2,156,440	11,408	57.83	7.17									
4/2/2016	1,747,930	94,370	1,842,300	9,746	581,970	3,079	2,424,270	12,824	52.42	12.58									
4/3/2016	1,478,790	116,880	1,595,670	8,441	521,160	2,757	2,116,830	11,198	55.88	9.12									
4/4/2016	2,153,290	142,380	2,295,670	12,144	657,480	3,478	2,953,150	15,622	51.04	13.96									
4/5/2016	2,463,770	139,230	2,603,000	13,770	653,580	3,457	3,256,580	17,227	49.58	15.42									
4/6/2016	1,674,340	138,280	1,812,620	9,589	649,250	3,435	2,461,870	13,023	55.38	9.62									
4/7/2016	1,182,700	136,800	1,319,500	6,980	586,220	3,101	1,905,720	10,081	61.67	3.33									
4/8/2016	1,115,700	115,630	1,231,330	6,514	560,070	2,963	1,791,400	9,477	61.71	3.29									
4/9/2016	1,368,370	87,970	1,456,340	7,704	470,720	2,490	1,927,060	10,194	53.79	11.21									
4/10/2016	1,720,870	106,830	1,827,700	9,669	488,520	2,584	2,316,220	12,253	51.38	13.62									
4/11/2016	1,985,650	132,600	2,118,250	11,206	614,070	3,248	2,732,320	14,454	52.38	12.62									
4/12/2016	2,409,460	132,610	2,542,070	13,448	664,260	3,514	3,206,330	16,961	49.71	15.29									
4/13/2016	2,210,920	136,500	2,347,420	12,418	624,730	3,305	2,972,150	15,723	50.54	14.46									
4/14/2016	2,042,850	136,100	2,178,950	11,527	634,300	3,355	2,813,250	14,882	50.33	14.67									
4/15/2016	2,091,060	111,020	2,202,080	11,649	609,800	3,226	2,811,880	14,875	52.21	12.79									
4/16/2016	1,675,580	81,280	1,756,860	9,294	449,180	2,376	2,206,040	11,670	55.04	9.96									
4/17/2016	1,203,210	107,690	1,310,900	6,935	417,850	2,210	1,728,750	9,145	64.00	1.00									
4/18/2016	902,700	134,650	1,037,350	5,488	530,000	2,804	1,567,350	8,291	72.04	0.00									
4/19/2016	855,930	131,410	987,340	5,223	558,330	2,954	1,545,670	8,177	69.38	0.00									
4/20/2016	857,060	127,450	984,510	5,208	560,150	2,963	1,544,660	8,171	65.92	0.00									
4/21/2016	887,650	133,020	1,020,670	5,399	572,150	3,027	1,592,820	8,426	61.38	3.62									
4/22/2016	1,222,150	111,040	1,333,190	7,053	590,320	3,123	1,923,510	10,175	56.46	8.54									
4/23/2016	1,387,720	81,840	1,469,560	7,774	481,440	2,547	1,951,000	10,321	55.63	9.37									
4/24/2016	2,169,830	101,630	2,271,460	12,016	519,980	2,751	2,791,440	14,767	49.58	15.42									

Date	Firm Sales Volumes (Therms)		Interruptible Sales Volumes (Therms)		Total Sales Volumes (Therms)		Total Sales Emissions (mtCO ₂ e)		Transportation Volumes (Therms)		Transportation Emissions (mtCO ₂ e)		Total Volumes (Therms)		Total Emissions (mtCO ₂ e)		Average Daily Temp. (°F)	
	Therms	Therms	Therms	Therms	Therms	Therms	Therms	Therms	Therms	Therms	Therms	Therms	Therms	Therms	Therms	Therms	Therms	Temp. (°F)
4/25/2016	2,198,040	127,010	2,325,050	12,300	636,670	3,368	2,961,720	15,667	50.04	14.96								
4/26/2016	1,837,490	124,740	1,962,230	10,380	638,980	3,380	2,601,210	13,760	51.00	14.00								
4/27/2016	1,730,020	126,020	1,856,040	9,818	645,300	3,414	2,501,340	13,232	53.67	11.33								
4/28/2016	1,522,910	126,300	1,649,210	8,724	684,290	3,620	2,333,500	12,344	55.17	9.83								
4/29/2016	1,776,900	103,420	1,880,320	9,947	657,010	3,476	2,537,330	13,422	53.00	12.00								
4/30/2016	1,442,810	74,200	1,517,010	8,025	558,610	2,955	2,075,620	10,980	56.71	8.29								
4/1/2017	2,587,980	103,340	2,691,320	14,237	566,360	2,996	3,257,680	17,233	50.13	14.87								
4/2/2017	2,962,180	124,830	3,087,010	16,330	603,740	3,194	3,690,750	19,524	46.58	18.42								
4/3/2017	2,805,410	155,100	2,960,510	15,661	721,580	3,817	3,682,090	19,478	46.33	18.67								
4/4/2017	2,381,530	154,820	2,536,350	13,417	678,650	3,590	3,215,000	17,007	50.38	14.62								
4/5/2017	2,632,830	151,540	2,784,370	14,729	666,390	3,525	3,450,760	18,255	50.38	14.62								
4/6/2017	2,272,910	149,840	2,422,750	12,816	643,650	3,405	3,066,400	16,221	52.17	12.83								
4/7/2017	2,784,760	125,390	2,910,150	15,395	658,850	3,485	3,569,000	18,880	51.08	13.92								
4/8/2017	3,183,720	96,130	3,279,850	17,350	557,340	2,948	3,837,190	20,299	45.46	19.54								
4/9/2017	2,665,280	117,840	2,783,120	14,723	578,440	3,060	3,361,560	17,783	48.21	16.79								
4/10/2017	3,166,050	144,330	3,310,380	17,512	755,760	3,998	4,066,140	21,510	46.33	18.67								
4/11/2017	2,583,500	144,820	2,728,320	14,433	727,210	3,847	3,455,530	18,280	47.92	17.08								
4/12/2017	2,305,160	145,150	2,450,310	12,962	704,510	3,727	3,154,820	16,689	51.17	13.83								
4/13/2017	2,765,600	148,620	2,914,220	15,416	716,800	3,792	3,631,020	19,208	47.00	18.00								
4/14/2017	2,988,510	125,290	3,113,800	16,472	672,140	3,556	3,785,940	20,028	45.54	19.46								
4/15/2017	2,526,480	91,320	2,617,800	13,848	542,410	2,869	3,160,210	16,718	48.71	16.29								
4/16/2017	1,972,800	109,730	2,082,530	11,017	511,490	2,706	2,594,020	13,722	55.00	10.00								
4/17/2017	1,962,370	144,070	2,106,440	11,143	639,760	3,384	2,746,200	14,527	53.46	11.54								
4/18/2017	2,113,470	144,870	2,258,340	11,947	683,450	3,615	2,941,790	15,562	52.08	12.92								
4/19/2017	2,577,290	140,800	2,718,090	14,379	699,630	3,701	3,417,720	18,080	50.38	14.62								
4/20/2017	2,310,930	135,340	2,446,270	12,941	654,830	3,464	3,101,100	16,405	49.79	15.21								
4/21/2017	1,645,550	119,490	1,734,040	9,173	622,690	3,294	2,356,730	12,467	55.88	9.12								
4/22/2017	1,925,530	89,910	2,015,440	10,662	538,520	2,849	2,553,960	13,510	56.46	8.54								
4/23/2017	2,590,510	110,340	2,700,850	14,287	548,820	2,903	3,249,670	17,191	48.96	16.04								
4/24/2017	2,323,460	138,030	2,461,490	13,021	660,530	3,494	3,122,020	16,515	49.67	15.33								
4/25/2017	2,199,740	137,430	2,337,170	12,364	680,770	3,601	3,017,940	15,965	50.50	14.50								
4/26/2017	2,544,250	135,140	2,679,390	14,174	665,580	3,521	3,344,970	17,695	50.88	14.12								
4/27/2017	2,462,880	134,230	2,597,110	13,739	693,040	3,666	3,290,150	17,405	48.46	16.54								
4/28/2017	2,159,450	112,600	2,272,050	12,019	658,890	3,486	2,930,940	15,505	50.79	14.21								
4/29/2017	2,406,120	81,690	2,487,810	13,161	527,320	2,790	3,015,130	15,950	49.04	15.96								
4/30/2017	2,358,820	101,910	2,460,730	13,017	540,040	2,857	3,000,770	15,874	49.92	15.08								
4/1/2018	3,869,220	130,170	3,999,390	21,157	624,920	3,306	4,624,310	24,463	44.38	20.62								
4/2/2018	3,446,870	161,560	3,608,430	19,089	696,780	3,686	4,305,210	22,775	43.54	21.46								
4/3/2018	3,262,160	163,610	3,425,770	18,122	717,400	3,795	4,143,170	21,917	45.42	19.58								
4/4/2018	3,344,280	164,310	3,508,590	18,560	689,840	3,649	4,198,430	22,210	45.42	19.58								
4/5/2018	2,601,050	160,550	2,761,600	14,609	658,890	3,486	3,420,490	18,094	50.42	14.58								
4/6/2018	1,591,950	133,580	1,725,530	9,128	624,260	3,302	2,349,790	12,430	57.08	7.92								
4/7/2018	2,353,810	100,120	2,453,930	12,981	569,390	3,012	3,023,320	15,993	52.71	12.29								
4/8/2018	3,099,080	123,590	3,222,670	17,048	582,690	3,082	3,805,360	20,130	47.92	17.08								
4/9/2018	2,011,030	154,220	2,165,250	11,454	664,180	3,514	2,829,430	14,968	52.79	12.21								
4/10/2018	2,131,620	153,660	2,285,280	12,089	594,990	3,147	2,880,270	15,237	52.75	12.25								
4/11/2018	2,996,470	153,630	3,150,100	16,664	646,050	3,418	3,796,150	20,082	48.83	16.17								
4/12/2018	3,300,790	153,390	3,454,180	18,273	625,140	3,307	4,079,320	21,580	45.25	19.75								
4/13/2018	3,067,500	131,510	3,199,010	16,923	589,130	3,116	3,788,140	20,039	48.00	17.00								

Date	Firm Sales Volumes (Therms)		Interruptible Sales Volumes (Therms)		Total Sales Volumes (Therms)		Total Sales Emissions (mtCO ₂ e)		Transportation Volumes (Therms)		Transportation Emissions (mtCO ₂ e)		Total Volumes (Therms)		Total Emissions (mtCO ₂ e)		Average Daily Temp. (°F)		HDD65
	Firm Sales Volumes (Therms)	Interruptible Sales Volumes (Therms)	Total Sales Volumes (Therms)	Total Sales Emissions (mtCO ₂ e)	Transportation Volumes (Therms)	Transportation Emissions (mtCO ₂ e)	Total Volumes (Therms)	Total Emissions (mtCO ₂ e)	Transportation Volumes (Therms)	Transportation Emissions (mtCO ₂ e)	Total Volumes (Therms)	Total Emissions (mtCO ₂ e)	Average Daily Temp. (°F)	HDD65					
4/14/2018	2,882,040	99,920	2,981,960	15,775	536,870	2,840	3,518,830	18,615	48.67	16.33									
4/15/2018	2,990,580	119,080	3,109,660	16,450	535,300	2,832	3,644,960	19,282	46.63	18.37									
4/16/2018	3,818,450	146,450	3,964,900	20,974	661,660	3,500	4,626,560	24,475	44.17	20.83									
4/17/2018	3,074,420	151,750	3,226,170	17,066	702,910	3,718	3,929,080	20,785	47.25	17.75									
4/18/2018	2,588,480	151,360	2,739,840	14,494	732,240	3,874	3,472,080	18,367	49.54	15.46									
4/19/2018	2,178,140	147,460	2,325,600	12,302	697,060	3,687	3,022,660	15,990	52.08	12.92									
4/20/2018	2,132,820	118,400	2,251,220	11,909	640,340	3,387	2,891,560	15,296	52.38	12.62									
4/21/2018	2,445,350	92,860	2,538,210	13,427	578,650	3,061	3,116,860	16,488	50.04	14.96									
4/22/2018	2,405,670	116,190	2,521,860	13,341	593,240	3,138	3,115,100	16,479	50.33	14.67									
4/23/2018	1,807,020	146,010	1,953,030	10,332	652,680	3,453	2,605,710	13,784	56.50	8.50									
4/24/2018	1,316,670	146,610	1,463,280	7,741	612,890	3,242	2,076,170	10,983	63.83	1.17									
4/25/2018	1,171,070	146,420	1,317,490	6,970	640,010	3,386	1,957,500	10,355	63.04	1.96									
4/26/2018	1,038,000	143,390	1,181,390	6,250	659,870	3,491	1,841,260	9,740	66.21	0.00									
4/27/2018	1,611,630	117,300	1,728,930	9,146	604,970	3,200	2,333,900	12,346	52.33	12.67									
4/28/2018	2,142,640	85,800	2,228,440	11,788	539,610	2,855	2,768,050	14,643	50.54	14.46									
4/29/2018	1,928,870	108,730	2,037,600	10,779	560,680	2,966	2,598,280	13,745	52.63	12.37									
4/30/2018	2,048,290	138,350	2,186,640	11,567	692,230	3,662	2,878,870	15,229	51.50	13.50									
4/1/2019	1,789,570	147,680	1,937,250	10,248	626,750	3,316	2,564,000	13,564	57.38	7.62									
4/2/2019	1,580,990	149,080	1,730,070	9,152	610,110	3,227	2,340,180	12,380	58.00	7.00									
4/3/2019	2,205,650	149,500	2,355,150	12,459	612,610	3,241	2,967,760	15,699	53.33	11.67									
4/4/2019	1,827,940	148,820	1,976,760	10,457	597,060	3,158	2,573,820	13,616	53.79	11.21									
4/5/2019	2,371,600	122,730	2,494,330	13,195	589,960	3,121	3,084,290	16,316	51.29	13.71									
4/6/2019	2,550,130	91,600	2,641,730	13,975	508,500	2,688	3,149,780	16,662	50.17	14.83									
4/7/2019	2,581,410	112,660	2,694,070	14,252	531,600	2,812	3,225,670	17,064	49.08	15.92									
4/8/2019	2,201,430	141,010	2,342,440	12,392	608,570	3,219	2,951,010	15,611	52.17	12.83									
4/9/2019	2,403,840	141,760	2,545,600	13,466	648,950	3,433	3,194,550	16,899	50.63	14.37									
4/10/2019	2,931,070	141,110	3,072,180	16,252	653,800	3,459	3,725,980	19,710	48.38	16.62									
4/11/2019	2,661,780	139,440	2,801,220	14,818	682,910	3,613	3,484,130	18,431	49.63	15.37									
4/12/2019	2,223,000	116,330	2,339,330	12,375	603,300	3,191	2,942,630	15,567	51.08	13.92									
4/13/2019	3,193,100	90,520	3,283,620	17,370	531,620	2,812	3,815,240	20,183	47.33	17.67									
4/14/2019	3,344,190	112,900	3,457,090	18,288	546,380	2,890	4,003,470	21,178	45.50	19.50									
4/15/2019	2,480,320	137,150	2,617,470	13,846	664,650	3,516	3,282,120	17,362	48.42	16.58									
4/16/2019	2,481,140	134,730	2,615,870	13,838	613,300	3,244	3,229,170	17,082	49.75	15.25									
4/17/2019	1,896,270	138,430	2,034,700	10,764	579,370	3,065	2,614,070	13,828	54.50	10.50									
4/18/2019	1,626,390	136,850	1,763,240	9,328	541,320	2,864	2,304,560	12,191	56.83	8.17									
4/19/2019	2,073,490	111,090	2,184,580	11,556	522,780	2,766	2,707,360	14,322	53.58	11.42									
4/20/2019	2,162,480	78,680	2,241,160	11,856	474,280	2,509	2,715,440	14,365	52.50	12.50									
4/21/2019	2,037,760	105,810	2,143,570	11,339	423,660	2,241	2,567,230	13,581	52.54	12.46									
4/22/2019	2,333,980	133,490	2,467,470	13,053	624,660	3,304	3,092,130	16,357	50.58	14.42									
4/23/2019	2,086,000	134,820	2,220,820	11,748	598,680	3,167	2,819,500	14,915	54.13	10.87									
4/24/2019	2,172,490	134,560	2,307,050	12,204	648,430	3,430	2,955,480	15,634	52.58	12.42									
4/25/2019	2,051,380	133,670	2,185,050	11,559	644,790	3,411	2,829,840	14,970	52.79	12.21									
4/26/2019	1,805,600	108,840	1,914,440	10,127	616,990	3,264	2,531,430	13,391	53.58	11.42									
4/27/2019	2,600,140	79,320	2,679,460	14,174	556,250	2,943	3,235,710	17,117	48.46	16.54									
4/28/2019	2,291,010	100,870	2,391,880	12,653	526,200	2,784	2,918,080	15,437	50.21	14.79									
4/29/2019	2,016,940	128,980	2,145,920	11,352	667,260	3,530	2,813,180	14,882	54.29	10.71									
4/30/2019	1,844,600	128,430	1,973,030	10,437	626,210	3,313	2,599,240	13,750	55.58	9.42									
4/1/2020	3,508,820	141,370	3,650,190	19,310	567,750	3,003	4,217,940	22,313	43.63	21.37									
4/2/2020	3,654,880	141,030	3,795,910	20,080	557,200	2,948	4,353,110	23,028	43.00	22.00									

Date	Firm Sales Volumes (Therms)		Interruptible Sales Volumes (Therms)		Total Sales Volumes (Therms)		Total Sales Emissions (mtCO ₂ e)		Transportation Volumes (Therms)		Transportation Emissions (mtCO ₂ e)		Total Volumes (Therms)		Total Emissions (mtCO ₂ e)		Average Daily Temp. (°F)		HDD65
	Sales Volumes (Therms)	Interruptible Sales Volumes (Therms)	Total Sales Volumes (Therms)	Total Sales Emissions (mtCO ₂ e)	Transportation Volumes (Therms)	Transportation Emissions (mtCO ₂ e)	Total Volumes (Therms)	Total Emissions (mtCO ₂ e)	Transportation Volumes (Therms)	Transportation Emissions (mtCO ₂ e)	Total Volumes (Therms)	Total Emissions (mtCO ₂ e)	Average Daily Temp. (°F)	HDD65					
4/3/2020	3,945,450	1,177,990	4,063,440	21,496	569,380	3,012	4,632,820	24,508	42.50	22.50									
4/4/2020	3,152,830	89,840	3,242,670	17,154	364,530	1,928	3,607,200	19,082	44.63	20.37									
4/5/2020	2,910,770	108,010	3,018,780	15,969	347,650	1,839	3,366,430	17,808	48.08	16.92									
4/6/2020	2,519,050	133,150	2,652,200	14,030	537,710	2,844	3,189,910	16,875	49.92	15.08									
4/7/2020	2,905,630	133,540	3,039,170	16,077	421,620	2,230	3,460,790	18,308	47.92	17.08									
4/8/2020	2,374,310	134,690	2,509,000	13,273	543,810	2,877	3,052,810	16,149	51.33	13.67									
4/9/2020	1,894,610	133,750	2,028,360	10,730	494,990	2,618	2,523,350	13,349	55.75	9.25									
4/10/2020	1,694,530	110,940	1,805,470	9,551	486,830	2,575	2,292,300	12,126	53.29	11.71									
4/11/2020	2,466,760	81,960	2,548,720	13,483	417,210	2,207	2,965,930	15,690	50.58	14.42									
4/12/2020	2,696,900	103,630	2,800,530	14,815	399,810	2,115	3,200,340	16,930	49.58	15.42									
4/13/2020	2,252,550	133,250	2,385,800	12,621	484,290	2,562	2,870,090	15,183	51.71	13.29									
4/14/2020	1,717,150	134,880	1,852,030	9,797	465,530	2,463	2,317,560	12,260	52.54	12.46									
4/15/2020	1,694,670	132,510	1,827,180	9,666	484,900	2,565	2,312,080	12,231	54.92	10.08									
4/16/2020	1,682,720	128,510	1,811,230	9,581	433,140	2,291	2,244,370	11,873	57.71	7.29									
4/17/2020	1,437,170	108,240	1,545,410	8,175	462,500	2,447	2,007,910	10,622	57.58	7.42									
4/18/2020	1,854,020	79,510	1,933,530	10,228	320,090	1,693	2,253,620	11,922	51.96	13.04									
4/19/2020	1,700,080	98,350	1,798,430	9,514	352,550	1,865	2,150,980	11,379	54.63	10.37									
4/20/2020	1,529,190	123,150	1,652,340	8,741	468,580	2,479	2,120,920	11,220	55.25	9.75									
4/21/2020	2,001,810	128,170	2,129,980	11,268	519,310	2,747	2,649,290	14,015	51.75	13.25									
4/22/2020	2,279,960	128,070	2,408,030	12,738	465,870	2,464	2,873,900	15,203	51.21	13.79									
4/23/2020	2,016,840	126,950	2,143,790	11,341	472,950	2,502	2,616,740	13,843	52.38	12.62									
4/24/2020	1,713,670	103,100	1,816,770	9,611	441,900	2,338	2,258,670	11,948	53.92	11.08									
4/25/2020	1,780,500	75,180	1,855,680	9,817	343,860	1,819	2,199,540	11,636	54.96	10.04									
4/26/2020	1,642,600	94,960	1,737,560	9,192	355,020	1,878	2,092,580	11,070	53.46	11.54									
4/27/2020	1,705,710	123,400	1,829,110	9,676	480,800	2,543	2,309,910	12,219	54.92	10.08									
4/28/2020	1,702,910	124,100	1,827,010	9,665	525,130	2,778	2,352,140	12,443	53.63	11.37									
4/29/2020	1,375,630	123,680	1,499,310	7,931	494,780	2,617	1,994,090	10,549	56.67	8.33									
4/30/2020	1,846,940	121,550	1,968,490	10,413	454,900	2,406	2,423,390	12,820	52.83	12.17									
4/1/2021	2,764,150	100,660	2,864,810	15,155	609,210	3,223	3,474,020	18,378	49.46	15.54									
4/2/2021	2,811,840	84,310	2,896,150	15,321	645,520	3,415	3,541,670	18,735	48.38	16.62									
4/3/2021	2,353,940	63,520	2,417,460	12,788	530,380	2,806	2,947,840	15,594	51.42	13.58									
4/4/2021	3,467,560	79,700	3,547,260	18,765	556,120	2,942	4,103,380	21,707	46.00	19.00									
4/5/2021	3,315,730	98,190	3,413,920	18,060	655,040	3,465	4,068,960	21,525	45.42	19.58									
4/6/2021	2,769,000	97,500	2,866,500	15,164	664,540	3,515	3,531,040	18,679	47.92	17.08									
4/7/2021	3,766,720	97,220	3,863,940	20,440	699,470	3,700	4,563,410	24,140	45.00	20.00									
4/8/2021	3,282,720	96,960	3,379,680	17,879	656,450	3,473	4,036,130	21,351	46.25	18.75									
4/9/2021	3,736,920	80,860	3,817,780	20,196	613,450	3,245	4,431,230	23,441	43.50	21.50									
4/10/2021	3,592,250	60,300	3,652,550	19,322	571,480	3,023	4,224,030	22,345	44.58	20.42									
4/11/2021	3,440,990	75,020	3,516,010	18,600	537,700	2,844	4,053,710	21,444	44.58	20.42									
4/12/2021	2,977,700	96,100	3,073,800	16,260	667,700	3,532	3,741,500	19,793	48.17	16.83									
4/13/2021	2,481,880	99,590	2,581,470	13,656	669,390	3,541	3,250,860	17,197	53.25	11.75									
4/14/2021	2,119,340	100,220	2,219,560	11,741	658,840	3,485	2,878,400	15,227	55.79	9.21									
4/15/2021	1,646,430	95,980	1,742,410	9,217	534,670	2,828	2,277,080	12,046	61.17	3.83									
4/16/2021	1,323,500	75,870	1,399,370	7,403	554,140	2,931	1,953,510	10,334	64.67	0.33									
4/17/2021	1,186,430	57,160	1,243,590	6,579	452,350	2,393	1,695,940	8,972	64.83	0.17									
4/18/2021	1,157,450	73,000	1,230,450	6,509	436,380	2,308	1,666,830	8,818	64.13	0.87									
4/19/2021	1,246,520	92,190	1,338,710	7,082	550,240	2,911	1,888,950	9,993	59.96	5.04									
4/20/2021	1,316,670	90,740	1,407,410	7,445	586,300	3,102	1,993,710	10,547	60.67	4.33									
4/21/2021	1,318,560	94,120	1,412,680	7,473	571,850	3,025	1,984,530	10,498	59.75	5.25									

Date	Firm Sales Volumes (Therms)		Interruptible Sales Volumes (Therms)		Total Sales Volumes (Therms)		Total Sales Emissions (mtCO ₂ e)		Transportation Volumes (Therms)		Transportation Emissions (mtCO ₂ e)		Total Volumes (Therms)		Total Emissions (mtCO ₂ e)		Average Daily Temp. (°F)		HDD65
	Firm Sales Volumes (Therms)	Interruptible Sales Volumes (Therms)	Total Sales Volumes (Therms)	Total Sales Emissions (mtCO ₂ e)	Transportation Volumes (Therms)	Transportation Emissions (mtCO ₂ e)	Total Volumes (Therms)	Total Emissions (mtCO ₂ e)	Transportation Volumes (Therms)	Transportation Emissions (mtCO ₂ e)	Total Volumes (Therms)	Total Emissions (mtCO ₂ e)	Average Daily Temp. (°F)	HDD65					
4/22/2021	1,699,810	93,030	1,792,840	9,484	630,490	3,335	2,423,330	12,819	53.54	11.46									
4/23/2021	1,773,600	75,860	1,849,460	9,784	598,220	3,165	2,447,680	12,948	51.75	13.25									
4/24/2021	2,493,280	54,150	2,547,430	13,476	497,390	2,631	3,044,820	16,107	48.00	17.00									
4/25/2021	2,129,800	70,460	2,200,260	11,639	483,920	2,560	2,684,180	14,199	51.71	13.29									
4/26/2021	2,002,640	89,530	2,092,170	11,068	596,190	3,154	2,688,360	14,221	52.63	12.37									
4/27/2021	1,922,280	91,980	2,014,260	10,655	616,750	3,263	2,631,010	13,918	53.13	11.87									
4/28/2021	1,629,450	91,940	1,721,390	9,106	612,330	3,239	2,333,720	12,345	55.79	9.21									
4/29/2021	1,277,330	90,570	1,367,900	7,236	603,440	3,192	1,971,340	10,428	59.92	5.08									
4/30/2021	1,467,290	72,460	1,539,750	8,145	576,010	3,047	2,115,760	11,192	56.63	8.37									
4/1/2022	2,884,820	83,240	2,968,060	15,701	570,970	3,020	3,539,030	18,721	46.21	18.79									
4/2/2022	2,666,800	61,440	2,728,240	14,432	544,190	2,879	3,272,430	17,311	48.29	16.71									
4/3/2022	3,116,740	81,460	3,198,200	16,918	574,560	3,039	3,772,760	19,958	47.79	17.21									
4/4/2022	3,824,090	102,950	3,927,040	20,774	679,250	3,593	4,606,290	24,367	43.38	21.62									
4/5/2022	3,631,790	103,180	3,734,970	19,758	706,920	3,740	4,441,890	23,498	44.92	20.08									
4/6/2022	2,807,490	99,730	2,907,220	15,379	693,570	3,669	3,600,790	19,048	48.17	16.83									
4/7/2022	1,675,640	97,040	1,772,680	9,377	594,350	3,144	2,367,030	12,522	58.25	6.75									
4/8/2022	2,745,160	78,990	2,824,150	14,940	655,100	3,465	3,479,250	18,405	47.75	17.25									
4/9/2022	3,534,400	58,940	3,593,340	19,009	603,610	3,193	4,196,950	22,202	41.83	23.17									
4/10/2022	4,063,380	75,590	4,138,970	21,895	643,690	3,405	4,782,660	25,300	40.13	24.87									
4/11/2022	3,844,020	101,260	3,945,280	20,871	713,690	3,775	4,658,970	24,646	43.38	21.62									
4/12/2022	4,415,750	98,240	4,513,990	23,879	770,050	4,074	5,284,040	27,953	39.25	25.75									
4/13/2022	4,471,300	101,710	4,573,010	22,191	770,470	4,076	5,343,480	28,267	38.21	26.79									
4/14/2022	4,088,160	102,700	4,190,860	22,170	753,020	3,983	4,943,880	26,153	39.29	25.71									
4/15/2022	3,633,410	82,570	3,715,980	19,658	732,010	3,872	4,447,990	23,530	42.58	22.42									
4/16/2022	3,846,950	55,840	3,902,790	20,646	603,420	3,192	4,506,210	23,838	41.21	23.79									
4/17/2022	2,610,550	74,980	2,685,530	14,206	558,730	2,956	3,244,260	17,162	47.75	17.25									
4/18/2022	3,437,850	98,330	3,536,180	18,706	691,640	3,659	4,227,820	22,365	46.63	18.37									
4/19/2022	3,093,160	95,680	3,188,840	16,869	686,570	3,632	3,875,410	20,501	45.75	19.25									
4/20/2022	3,429,480	95,890	3,525,370	18,649	697,040	3,687	4,222,410	22,337	46.33	18.67									
4/21/2022	2,904,820	96,410	3,001,230	15,877	692,470	3,663	3,693,700	19,540	47.63	17.37									
4/22/2022	2,359,960	76,470	2,436,430	12,889	673,380	3,562	3,109,810	16,451	49.38	15.62									
4/23/2022	2,163,500	55,710	2,219,210	11,740	560,770	2,966	2,779,980	14,706	50.88	14.12									
4/24/2022	1,759,820	72,440	1,832,260	9,693	526,810	2,787	2,359,070	12,479	54.33	10.67									
4/25/2022	2,400,910	92,970	2,493,880	13,193	643,590	3,405	3,137,470	16,597	50.50	14.50									
4/26/2022	2,950,270	92,450	3,042,720	16,096	587,950	3,110	3,630,670	19,206	46.83	18.17									
4/27/2022	2,774,680	91,980	2,866,660	15,165	648,310	3,430	3,514,970	18,594	47.13	17.87									
4/28/2022	2,565,590	95,950	2,661,540	14,080	681,690	3,606	3,343,230	17,686	48.42	16.58									
4/29/2022	1,989,040	74,770	2,063,810	10,918	632,690	3,347	2,696,500	14,264	51.42	13.58									
4/30/2022	1,906,750	53,580	1,960,330	10,370	480,920	2,544	2,441,250	12,914	52.63	12.37									
4/1/2023	3,923,720	54,650	3,978,370	21,046	519,080	2,746	4,497,450	23,792	41.83	23.17									
4/2/2023	4,237,630	70,740	4,308,370	22,791	558,060	2,952	4,866,430	25,743	39.21	25.79									
4/3/2023	4,095,630	92,910	4,188,540	22,157	652,840	3,454	4,841,380	25,611	40.25	24.75									
4/4/2023	3,809,630	93,850	3,903,480	20,649	658,040	3,481	4,561,520	24,130	42.33	22.67									
4/5/2023	3,338,230	94,080	3,432,310	18,157	620,280	3,281	4,052,590	21,438	44.88	20.12									
4/6/2023	3,063,340	90,220	3,153,560	16,682	506,110	2,677	3,659,670	19,360	48.75	16.25									
4/7/2023	2,837,260	71,460	2,908,720	15,387	507,070	2,682	3,415,790	18,070	49.92	15.08									
4/8/2023	3,116,900	50,910	3,167,810	16,758	460,880	2,438	3,628,690	19,196	47.75	17.25									
4/9/2023	2,939,760	68,680	3,008,440	15,915	447,390	2,367	3,455,830	18,281	49.92	15.08									
4/10/2023	3,698,080	87,170	3,785,250	20,024	594,230	3,143	4,379,480	23,167	44.71	20.29									

Date	Firm Sales Volumes (Therms)	Interruptible Sales Volumes (Therms)	Total Sales Volumes (Therms)	Total Sales Emissions (mtCO ₂ e)	Transportation Volumes (Therms)	Transportation Emissions (mtCO ₂ e)	Total Volumes (Therms)	Total Emissions (mtCO ₂ e)	Average Daily Temp. (°F)	HDD65
4/11/2023	3,830,930	91,950	3,922,880	20,752	602,700	3,188	4,525,580	23,940	44.54	20.46
4/12/2023	3,438,310	88,480	3,526,790	18,657	639,810	3,385	4,166,600	22,041	45.42	19.58
4/13/2023	3,594,660	90,850	3,685,510	19,496	590,750	3,125	4,276,260	22,621	44.33	20.67
4/14/2023	2,935,350	76,090	3,011,440	15,931	551,190	2,916	3,562,630	18,846	47.42	17.58
4/15/2023	2,992,520	53,910	3,046,430	16,116	485,730	2,570	3,532,160	18,685	47.25	17.75
4/16/2023	3,531,810	65,310	3,597,120	19,029	562,200	2,974	4,159,320	22,003	45.92	19.08
4/17/2023	3,784,150	86,430	3,870,580	20,475	693,920	3,671	4,564,500	24,146	43.17	21.83
4/18/2023	4,006,210	88,650	4,094,860	21,662	728,220	3,852	4,823,080	25,514	41.75	23.25
4/19/2023	3,609,040	86,180	3,695,220	19,548	680,310	3,599	4,375,530	23,147	43.67	21.33
4/20/2023	3,988,700	85,420	4,074,120	21,552	674,970	3,571	4,749,090	25,123	42.42	22.58
4/21/2023	3,053,990	70,200	3,124,190	16,527	600,910	3,179	3,725,100	19,706	47.63	17.37
4/22/2023	1,995,090	48,410	2,043,500	10,810	478,010	2,529	2,521,510	13,339	52.79	12.21
4/23/2023	2,660,980	65,820	2,726,800	14,425	529,160	2,799	3,255,960	17,224	50.08	14.92
4/24/2023	2,508,450	84,280	2,592,730	13,716	623,020	3,296	3,215,750	17,011	49.13	15.87
4/25/2023	2,346,130	83,880	2,430,010	12,855	584,000	3,089	3,014,010	15,944	50.71	14.29
4/26/2023	1,876,590	83,520	1,960,110	10,369	620,120	3,280	2,580,230	13,649	54.50	10.50
4/27/2023	1,573,100	82,180	1,655,280	8,756	578,970	3,063	2,234,250	11,819	57.04	7.96
4/28/2023	1,218,330	70,290	1,288,620	6,817	527,800	2,792	1,816,420	9,609	63.63	1.37
4/29/2023	1,195,910	47,030	1,242,940	6,575	409,100	2,164	1,652,040	8,739	63.79	1.21
4/30/2023	1,700,260	63,880	1,764,140	9,332	455,560	2,410	2,219,700	11,742	53.83	11.17

	Firm Sales Volumes (Therms)	Interruptible Sales Volumes (Therms)	Total Sales Volumes (Therms)	Total Sales Emissions (mtCO)	Transportation Volumes (Therms)	Transportation Emissions (mtCO)	Total Volumes (Therms)	Total Emissions (mtCO)	Average Daily Temp. (°F)	HDD65
Max	4,471,300	293,130	4,573,010	24,191	813,660	4,304	5,343,480	28,267	72.04	27.46
Std. Dev. +3	4,515,976	325,070	4,705,013	24,890	838,108	4,434	5,417,150	28,657	65.93	30.72
Std. Dev. +2	3,801,556	267,588	3,978,456	21,046	756,785	4,003	4,651,260	24,605	60.61	25.50
Std. Dev. +1	3,087,137	210,106	3,251,899	17,203	675,462	3,573	3,885,370	20,554	55.28	20.29
Mean	2,372,718	152,624	2,525,341	13,359	594,139	3,143	3,119,480	16,502	49.96	15.07
Std. Dev. -1	1,658,298	95,141	1,798,784	9,516	512,816	2,713	2,353,590	12,450	44.64	9.86

Date	Firm Sales Volumes (Therms)	Interruptible Sales Volumes (Therms)	Total Sales Volumes (Therms)	Total Sales Emissions (mtCO ₂ e)	Transportation Volumes (Therms)	Transportation Emissions (mtCO ₂ e)	Total Volumes (Therms)	Total Emissions (mtCO ₂ e)	Average Daily Temp. (°F)	HDD65
Std. Dev. -2	943,879	37,659	1,072,227	5,672	431,493	2,283	1,587,700	8,399	39.31	4.64
Std. Dev. -3	229,460	-19,823	345,669	1,829	350,170	1,852	821,810	4,347	33.99	-0.58
Min	855,930	47,030	984,510	5,208	320,090	1,693	1,544,660	8,171	37.54	0.00
Std. Dev.	714,419	57,482	726,557	3,843	81,323	430	765,890	4,052	5.32	5.22

May Data

Calendar Years 2007 – 2023

Date	Firm Sales Volumes (Therms)	Interruptible Sales Volumes (Therms)	Total Sales Volumes (Therms)	Total Sales Emissions (mtCO ₂ e)	Transportation Volumes (Therms)	Transportation Emissions (mtCO ₂ e)	Total Volumes (Therms)	Total Emissions (mtCO ₂ e)	Average Daily Temp. (°F)	HDD65
5/1/2007	1,805,670	182,310	1,987,980	10,516	584,140	3,090	2,572,120	13,607	50.29	14.71
5/2/2007	2,211,850	216,690	2,428,540	12,847	563,900	2,983	2,992,440	15,830	48.67	16.33
5/3/2007	2,137,600	210,510	2,348,110	12,422	622,140	3,291	2,970,250	15,713	47.67	17.33
5/4/2007	2,043,110	180,070	2,223,180	11,761	562,180	2,974	2,785,360	14,735	47.92	17.08
5/5/2007	1,788,140	123,310	1,911,450	10,112	546,050	2,889	2,457,500	13,000	49.46	15.54
5/6/2007	1,554,460	127,060	1,681,520	8,895	482,890	2,554	2,164,410	11,450	53.17	11.83
5/7/2007	1,081,490	135,010	1,216,500	6,435	538,100	2,847	1,754,600	9,282	60.92	4.08
5/8/2007	1,174,410	163,620	1,338,030	7,078	565,760	2,993	1,903,790	10,071	58.25	6.75
5/9/2007	1,467,480	193,040	1,660,520	8,784	605,510	3,203	2,266,030	11,987	53.63	11.37
5/10/2007	1,421,710	178,320	1,600,030	8,464	597,060	3,158	2,197,090	11,623	55.42	9.58
5/11/2007	1,421,140	151,010	1,572,150	8,317	624,860	3,306	2,197,010	11,622	54.29	10.71
5/12/2007	1,459,460	117,020	1,576,480	8,340	518,730	2,744	2,095,210	11,084	53.54	11.46
5/13/2007	2,009,920	182,990	2,192,910	11,600	517,470	2,737	2,710,380	14,338	50.38	14.62
5/14/2007	1,395,890	163,400	1,559,290	8,249	563,520	2,981	2,122,810	11,230	55.25	9.75
5/15/2007	1,039,300	127,580	1,166,880	6,173	530,100	2,804	1,696,980	8,977	63.92	1.08
5/16/2007	1,287,990	185,580	1,473,570	7,795	581,590	3,077	2,055,160	10,872	54.33	10.67
5/17/2007	1,339,650	174,060	1,513,710	8,008	571,980	3,026	2,085,690	11,033	54.88	10.12
5/18/2007	1,181,330	121,220	1,302,550	6,890	523,560	2,770	1,826,110	9,660	55.96	9.04
5/19/2007	1,332,880	118,470	1,451,350	7,678	460,010	2,433	1,911,360	10,111	52.88	12.12
5/20/2007	1,897,820	183,500	2,081,320	11,010	548,550	2,902	2,629,870	13,912	49.17	15.83
5/21/2007	1,751,170	189,530	1,940,700	10,266	648,940	3,433	2,589,640	13,699	50.67	14.33
5/22/2007	1,444,020	172,860	1,616,880	8,553	582,200	3,080	2,199,080	11,633	53.58	11.42
5/23/2007	1,253,840	154,980	1,408,820	7,453	572,380	3,028	1,981,200	10,481	56.21	8.79
5/24/2007	1,066,300	137,740	1,204,040	6,369	548,050	2,899	1,752,090	9,269	60.88	4.12
5/25/2007	915,630	103,370	1,019,000	5,391	536,710	2,839	1,555,710	8,230	62.58	2.42
5/26/2007	895,720	93,620	989,340	5,234	416,360	2,203	1,405,700	7,436	58.71	6.29
5/27/2007	1,536,000	139,590	1,675,590	8,864	415,240	2,197	2,090,830	11,060	51.79	13.21
5/28/2007	1,341,030	134,460	1,475,490	7,805	430,890	2,279	1,906,380	10,085	54.46	10.54
5/29/2007	998,630	113,500	1,112,130	5,883	546,760	2,892	1,658,890	8,776	64.00	1.00
5/30/2007	839,930	116,210	956,140	5,058	495,620	2,622	1,451,760	7,680	71.29	0.00
5/31/2007	851,060	114,560	965,620	5,108	517,910	2,740	1,483,530	7,848	67.42	0.00
5/1/2008	2,274,860	215,160	2,490,020	13,172	571,110	3,021	3,061,130	16,193	48.79	16.21
5/2/2008	1,881,100	151,360	2,032,460	10,752	554,900	2,935	2,587,360	13,687	52.54	12.46
5/3/2008	2,312,620	144,930	2,457,550	13,000	486,200	2,572	2,943,750	15,572	48.50	16.50
5/4/2008	1,579,600	140,100	1,719,700	9,097	448,210	2,371	2,167,910	11,468	54.17	10.83
5/5/2008	1,408,020	160,120	1,568,140	8,295	532,670	2,818	2,100,810	11,113	56.92	8.08
5/6/2008	1,988,940	202,630	2,191,570	11,593	562,910	2,978	2,754,480	14,571	50.33	14.67
5/7/2008	2,470,870	220,860	2,691,730	14,239	615,660	3,257	3,307,390	17,496	48.50	16.50
5/8/2008	2,371,790	227,530	2,599,320	13,750	676,860	3,581	3,276,180	17,331	48.33	16.67
5/9/2008	1,730,490	154,710	1,885,200	9,973	573,140	3,032	2,458,340	13,005	50.92	14.08
5/10/2008	1,870,830	129,380	2,000,210	10,581	494,710	2,617	2,494,920	13,198	52.58	12.42
5/11/2008	2,257,360	198,630	2,455,990	12,992	568,360	3,007	3,024,350	15,999	48.54	16.46
5/12/2008	1,914,140	189,330	2,103,470	11,127	626,720	3,315	2,730,190	14,443	50.33	14.67
5/13/2008	2,145,020	187,600	2,332,620	12,340	613,500	3,245	2,946,120	15,585	51.00	14.00
5/14/2008	1,442,550	139,890	1,582,440	8,371	558,760	2,956	2,141,200	11,327	58.04	6.96
5/15/2008	1,168,740	143,980	1,312,720	6,944	653,500	3,457	1,966,220	10,401	60.71	4.29
5/16/2008	922,280	95,460	1,017,740	5,384	596,810	3,157	1,614,550	8,541	66.88	0.00
5/17/2008	790,890	79,230	870,120	4,603	480,090	2,540	1,350,210	7,143	73.38	0.00
5/18/2008	851,240	99,380	950,620	5,029	393,560	2,082	1,344,180	7,111	63.96	1.04

Date	Firm Sales Volumes (Therms)	Interruptible Sales Volumes (Therms)	Total Sales Volumes (Therms)	Total Sales Emissions (mtCO ₂ e)	Transportation Volumes (Therms)	Transportation Emissions (mtCO ₂ e)	Total Volumes (Therms)	Total Emissions (mtCO ₂ e)	Average Daily Temp. (°F)	HDD65
5/19/2008	883,670	115,940	999,610	5,288	463,110	2,450	1,462,720	7,738	65.50	0.00
5/20/2008	1,265,850	188,530	1,454,380	7,694	510,530	2,701	1,964,910	10,394	54.17	10.83
5/21/2008	1,791,940	196,440	1,988,380	10,519	543,440	2,875	2,531,820	13,393	50.71	14.29
5/22/2008	1,839,580	185,370	2,024,950	10,712	612,950	3,243	2,637,900	13,954	50.54	14.46
5/23/2008	1,554,320	146,780	1,701,100	8,999	552,420	2,922	2,253,520	11,921	54.04	10.96
5/24/2008	976,850	76,500	1,053,350	5,572	429,620	2,273	1,482,970	7,845	64.67	0.33
5/25/2008	872,590	106,620	979,210	5,180	393,920	2,084	1,373,130	7,264	59.21	5.79
5/26/2008	1,009,660	114,250	1,123,910	5,945	363,350	1,922	1,487,260	7,868	57.88	7.12
5/27/2008	1,014,050	131,280	1,145,330	6,059	481,960	2,550	1,627,290	8,608	59.42	5.58
5/28/2008	1,157,480	156,380	1,313,860	6,950	545,490	2,886	1,859,350	9,836	57.83	7.17
5/29/2008	1,479,660	177,960	1,657,620	8,769	544,240	2,879	2,201,860	11,648	52.00	13.00
5/30/2008	1,329,090	142,900	1,471,990	7,787	600,670	3,178	2,072,660	10,964	54.25	10.75
5/31/2008	1,277,180	101,830	1,379,010	7,295	542,670	2,871	1,921,680	10,166	54.75	10.25
5/1/2009	1,152,180	107,580	1,259,760	6,664	473,600	2,505	1,733,360	9,169	61.96	3.04
5/2/2009	1,376,410	127,370	1,503,780	7,955	437,010	2,312	1,940,790	10,267	56.88	8.12
5/3/2009	1,509,300	162,630	1,671,930	8,845	431,980	2,285	2,103,910	11,130	52.17	12.83
5/4/2009	1,757,940	183,500	1,941,440	10,270	573,640	3,035	2,515,080	13,305	52.79	12.21
5/5/2009	1,983,700	203,440	2,187,140	11,570	660,730	3,495	2,847,870	15,065	50.75	14.25
5/6/2009	2,325,620	214,350	2,539,970	13,436	631,360	3,340	3,171,330	16,776	49.13	15.87
5/7/2009	2,074,810	224,860	2,299,670	12,165	598,140	3,164	2,897,810	15,329	49.88	15.12
5/8/2009	1,911,800	173,160	2,084,960	11,029	596,080	3,153	2,681,040	14,183	50.04	14.96
5/9/2009	1,567,330	121,980	1,689,310	8,936	432,890	2,290	2,122,200	11,226	53.46	11.54
5/10/2009	1,360,200	137,840	1,498,040	7,925	472,750	2,501	1,970,790	10,425	55.42	9.58
5/11/2009	1,694,200	205,700	1,899,900	10,050	585,960	3,100	2,485,860	13,150	52.21	12.79
5/12/2009	2,103,010	219,200	2,322,210	12,284	580,330	3,070	2,902,540	15,354	47.29	17.71
5/13/2009	2,336,500	214,540	2,551,040	13,495	638,330	3,377	3,189,370	16,872	46.17	18.83
5/14/2009	2,026,390	206,950	2,233,340	11,814	688,940	3,644	2,922,280	15,459	49.29	15.71
5/15/2009	1,435,750	143,530	1,579,280	8,354	598,110	3,164	2,177,390	11,518	53.58	11.42
5/16/2009	1,083,140	91,200	1,174,340	6,212	497,440	2,631	1,671,780	8,844	61.00	4.00
5/17/2009	921,120	113,460	1,034,580	5,473	452,940	2,396	1,487,520	7,869	62.92	2.08
5/18/2009	1,162,850	187,300	1,350,150	7,142	621,760	3,289	1,971,910	10,431	55.75	9.25
5/19/2009	1,879,950	223,780	2,103,730	11,129	631,580	3,341	2,735,310	14,470	49.67	15.33
5/20/2009	1,646,390	200,370	1,846,760	9,769	698,910	3,697	2,545,670	13,467	52.54	12.46
5/21/2009	1,317,560	175,260	1,492,820	7,897	648,870	3,433	2,141,690	11,330	55.38	9.62
5/22/2009	1,120,550	124,080	1,244,630	6,584	494,180	2,614	1,738,810	9,198	59.17	5.83
5/23/2009	1,051,980	108,010	1,159,990	6,136	369,300	1,954	1,529,290	8,090	58.96	6.04
5/24/2009	1,037,240	121,070	1,158,310	6,127	299,670	1,585	1,457,980	7,713	56.83	8.17
5/25/2009	982,040	122,590	1,104,630	5,843	357,820	1,893	1,462,450	7,736	57.13	7.87
5/26/2009	1,057,640	158,350	1,215,990	6,433	564,230	2,985	1,780,220	9,417	58.08	6.92
5/27/2009	1,119,270	163,520	1,282,790	6,786	609,420	3,224	1,892,210	10,010	55.46	9.54
5/28/2009	946,580	123,770	1,070,350	5,662	536,450	2,838	1,606,800	8,500	62.54	2.46
5/29/2009	807,490	107,670	915,160	4,841	418,270	2,213	1,333,430	7,054	68.92	0.00
5/30/2009	804,570	91,830	896,400	4,742	347,620	1,839	1,244,020	6,581	65.83	0.00
5/31/2009	797,630	109,720	907,350	4,800	335,640	1,776	1,242,990	6,575	66.58	0.00
5/1/2010	2,059,030	133,310	2,192,340	11,597	465,160	2,461	2,657,500	14,058	49.00	16.00
5/2/2010	2,375,300	179,600	2,554,900	13,515	502,420	2,658	3,057,320	16,173	47.96	17.04
5/3/2010	2,589,290	257,810	2,847,100	15,061	632,410	3,345	3,479,510	18,407	47.92	17.08
5/4/2010	2,576,760	250,390	2,827,150	14,956	675,820	3,575	3,502,970	18,531	45.00	20.00
5/5/2010	2,807,620	252,820	3,060,440	16,190	682,170	3,609	3,742,610	19,798	43.88	21.12

Date	Firm Sales Volumes (Therms)	Interruptible Sales Volumes (Therms)	Total Sales Volumes (Therms)	Total Sales Emissions (mtCO ₂ e)	Transportation Volumes (Therms)	Transportation Emissions (mtCO ₂ e)	Total Volumes (Therms)	Total Emissions (mtCO ₂ e)	Average Daily Temp. (°F)	HDD65
5/6/2010	2,063,210	211,290	2,274,500	12,032	642,730	3,400	2,917,230	15,432	49.71	15.29
5/7/2010	1,633,560	150,910	1,784,470	9,440	551,550	2,918	2,336,020	12,358	53.13	11.87
5/8/2010	1,520,440	116,960	1,637,400	8,662	458,330	2,425	2,095,730	11,086	54.96	10.04
5/9/2010	1,300,070	139,980	1,440,050	7,618	534,180	2,826	1,974,230	10,444	55.67	9.33
5/10/2010	1,807,160	220,150	2,027,310	10,724	651,880	3,448	2,679,190	14,173	50.00	15.00
5/11/2010	1,528,610	178,750	1,707,360	9,032	660,670	3,495	2,368,030	12,527	52.33	12.67
5/12/2010	1,438,430	194,700	1,633,130	8,639	665,170	3,519	2,298,300	12,158	53.17	11.83
5/13/2010	1,236,850	167,240	1,404,090	7,428	639,350	3,352	2,043,440	10,810	56.58	8.42
5/14/2010	1,091,380	121,770	1,213,150	6,418	527,020	2,788	1,740,170	9,205	59.83	5.17
5/15/2010	965,120	95,240	1,060,360	5,609	508,260	2,689	1,568,620	8,298	58.08	6.92
5/16/2010	975,480	121,460	1,096,940	5,803	492,220	2,604	1,589,160	8,407	59.63	5.37
5/17/2010	946,620	153,140	1,099,760	5,818	600,150	3,175	1,699,910	8,993	59.38	5.62
5/18/2010	1,168,980	172,880	1,341,860	7,098	607,350	3,213	1,949,210	10,311	55.29	9.71
5/19/2010	1,432,710	178,150	1,610,860	8,521	636,900	3,369	2,247,760	11,891	54.63	10.37
5/20/2010	1,970,380	229,380	2,199,760	11,637	661,140	3,497	2,860,900	15,134	47.83	17.17
5/21/2010	1,861,500	170,660	2,032,160	10,750	606,640	3,209	2,638,800	13,959	48.04	16.96
5/22/2010	1,694,010	124,930	1,818,940	9,622	531,060	2,809	2,350,000	12,432	50.96	14.04
5/23/2010	1,931,340	180,650	2,111,990	11,172	539,080	2,852	2,651,070	14,024	49.54	15.46
5/24/2010	1,413,410	172,500	1,585,910	8,400	648,140	3,429	2,236,050	11,829	53.00	12.00
5/25/2010	1,273,140	157,080	1,430,220	7,566	650,150	3,439	2,080,370	11,005	54.88	10.12
5/26/2010	1,616,750	191,530	1,808,280	9,566	674,960	3,571	2,483,240	13,136	52.38	12.62
5/27/2010	1,514,940	170,230	1,685,170	8,915	675,960	3,576	2,361,130	12,490	53.50	11.50
5/28/2010	1,965,620	164,170	2,129,790	11,267	505,660	2,675	2,635,450	13,942	50.88	14.12
5/29/2010	2,162,160	135,530	2,297,690	12,155	406,810	2,152	2,704,500	14,307	50.96	14.04
5/30/2010	1,609,470	101,740	1,711,210	9,052	360,430	1,907	2,071,640	10,959	51.92	13.08
5/31/2010	1,288,450	119,810	1,408,260	7,450	395,280	2,091	1,803,540	9,541	57.29	7.71
5/1/2011	1,766,560	150,730	1,917,290	10,142	496,490	2,626	2,413,780	12,769	51.33	13.67
5/2/2011	2,537,800	233,630	2,771,430	14,661	649,570	3,437	3,421,000	18,098	48.46	16.54
5/3/2011	2,263,550	221,210	2,484,760	13,144	645,700	3,416	3,130,460	16,560	49.21	15.79
5/4/2011	1,725,600	177,840	1,903,440	10,069	616,340	3,260	2,519,780	13,330	52.29	12.71
5/5/2011	2,172,720	209,770	2,382,490	12,603	624,310	3,303	3,006,800	15,906	49.83	15.17
5/6/2011	2,287,660	180,320	2,467,980	13,056	600,850	3,178	3,068,830	16,234	48.38	16.62
5/7/2011	2,129,950	136,790	2,266,740	11,991	504,960	2,671	2,771,700	14,662	48.83	16.17
5/8/2011	1,988,810	165,050	2,153,860	11,394	541,130	2,863	2,694,990	14,256	49.29	15.71
5/9/2011	1,921,350	190,780	2,112,130	11,173	653,100	3,455	2,765,230	14,628	51.58	13.42
5/10/2011	1,671,300	178,600	1,849,900	9,786	636,330	3,366	2,486,230	13,152	51.63	13.37
5/11/2011	2,525,940	235,840	2,761,780	14,610	620,270	3,281	3,382,050	17,891	47.71	17.29
5/12/2011	2,008,790	200,220	2,209,010	11,686	621,730	3,289	2,830,740	14,975	49.17	15.83
5/13/2011	1,578,760	134,540	1,713,300	9,063	621,660	3,289	2,334,960	12,352	53.63	11.37
5/14/2011	1,310,750	99,060	1,409,810	7,458	520,200	2,752	1,930,010	10,210	56.00	9.00
5/15/2011	2,049,850	176,080	2,225,930	11,775	524,620	2,775	2,750,550	14,550	49.71	15.29
5/16/2011	2,282,370	221,080	2,503,450	13,243	619,070	3,275	3,122,520	16,518	49.67	15.33
5/17/2011	1,708,350	179,660	1,888,010	9,988	616,860	3,263	2,504,870	13,251	51.38	13.62
5/18/2011	1,455,570	164,280	1,619,850	8,569	598,600	3,167	2,218,450	11,736	56.29	8.71
5/19/2011	1,338,250	161,940	1,500,190	7,936	614,550	3,251	2,114,740	11,187	56.29	8.71
5/20/2011	1,141,400	110,970	1,252,370	6,625	577,470	3,055	1,829,840	9,680	58.00	7.00
5/21/2011	1,615,770	124,140	1,739,910	9,204	541,670	2,865	2,281,580	12,070	51.04	13.96
5/22/2011	1,626,830	154,430	1,781,260	9,423	533,690	2,823	2,314,950	12,246	52.33	12.67
5/23/2011	1,550,670	181,400	1,732,070	9,163	600,420	3,176	2,332,490	12,339	52.67	12.33

Date	Firm Sales Volumes (Therms)	Interruptible Sales Volumes (Therms)	Total Sales Volumes (Therms)	Total Sales Emissions (mtCO ₂ e)	Transportation Volumes (Therms)	Transportation Emissions (mtCO ₂ e)	Total Volumes (Therms)	Total Emissions (mtCO ₂ e)	Average Daily Temp. (°F)	HDD65
5/11/2013	813,290	78,130	891,420	4,716	442,650	2,342	1,334,070	7,057	66.29	0.00
5/12/2013	852,770	109,790	962,560	5,092	445,690	2,358	1,408,250	7,450	62.83	2.17
5/13/2013	1,189,540	181,600	1,371,140	7,253	611,350	3,234	1,982,490	10,487	56.54	8.46
5/14/2013	1,270,520	171,100	1,441,620	7,626	638,780	3,379	2,080,400	11,005	55.50	9.50
5/15/2013	1,263,260	161,450	1,424,710	7,537	599,200	3,170	2,023,910	10,706	54.75	10.25
5/16/2013	1,031,810	136,710	1,168,520	6,181	529,070	2,799	1,697,590	8,980	60.63	4.37
5/17/2013	1,152,580	142,620	1,295,200	6,852	517,790	2,739	1,812,990	9,591	56.88	8.12
5/18/2013	1,239,870	109,830	1,349,700	7,140	443,990	2,349	1,793,690	9,489	56.04	8.96
5/19/2013	1,266,520	151,770	1,418,290	7,503	446,570	2,362	1,864,860	9,865	57.92	7.08
5/20/2013	1,215,340	173,050	1,388,390	7,345	563,650	2,982	1,952,040	10,326	56.38	8.62
5/21/2013	1,706,660	218,250	1,924,910	10,183	538,680	2,850	2,463,590	13,032	51.88	13.12
5/22/2013	2,275,720	240,050	2,515,770	13,308	551,970	2,920	3,067,740	16,228	48.21	16.79
5/23/2013	2,007,620	214,360	2,221,980	11,754	581,570	3,077	2,803,550	14,831	49.58	15.42
5/24/2013	1,494,500	150,940	1,645,440	8,704	551,720	2,919	2,197,160	11,623	53.96	11.04
5/25/2013	1,307,740	116,640	1,424,380	7,535	436,680	2,310	1,861,060	9,845	55.71	9.29
5/26/2013	1,230,630	140,900	1,371,530	7,255	421,900	2,232	1,793,430	9,487	56.13	8.87
5/27/2013	1,377,610	169,270	1,546,880	8,183	426,600	2,257	1,973,480	10,440	56.33	8.67
5/28/2013	1,375,380	169,040	1,544,420	8,170	555,720	2,940	2,100,140	11,110	55.88	9.12
5/29/2013	1,564,660	189,550	1,754,210	9,280	547,330	2,895	2,301,540	12,175	54.75	10.25
5/30/2013	1,466,660	172,420	1,639,080	8,671	574,880	3,041	2,213,960	11,712	54.96	10.04
5/31/2013	1,190,570	129,650	1,320,220	6,984	532,750	2,818	1,852,970	9,802	58.46	6.54
5/1/2014	820,640	147,080	967,720	5,119	533,090	2,820	1,500,810	7,939	70.33	0.00
5/2/2014	874,320	144,310	1,018,630	5,389	569,770	3,014	1,588,400	8,403	60.00	5.00
5/3/2014	1,379,220	119,240	1,498,460	7,927	494,380	2,615	1,992,840	10,542	52.29	12.71
5/4/2014	1,811,990	90,190	1,902,180	10,063	489,670	2,590	2,391,850	12,653	52.25	12.75
5/5/2014	1,707,700	115,940	1,823,640	9,647	554,360	2,933	2,378,000	12,580	53.00	12.00
5/6/2014	1,574,960	140,890	1,715,850	9,077	613,980	3,248	2,329,830	12,325	53.33	11.67
5/7/2014	1,325,780	140,880	1,466,660	7,759	617,070	3,264	2,083,730	11,023	54.83	10.17
5/8/2014	1,782,440	139,180	1,921,620	10,165	601,140	3,180	2,522,760	13,345	52.38	12.62
5/9/2014	1,912,700	138,520	2,051,220	10,851	559,970	2,962	2,611,190	13,813	50.13	14.87
5/10/2014	1,767,220	113,070	1,880,290	9,947	472,920	2,502	2,353,210	12,448	52.04	12.96
5/11/2014	1,464,910	82,830	1,547,740	8,188	494,120	2,614	2,041,860	10,801	55.83	9.17
5/12/2014	1,053,040	109,810	1,162,850	6,151	591,920	3,131	1,754,770	9,283	63.00	2.00
5/13/2014	864,770	135,730	1,000,500	5,293	569,420	3,012	1,569,920	8,305	67.50	0.00
5/14/2014	807,970	130,340	938,310	4,964	561,170	2,969	1,499,480	7,932	69.63	0.00
5/15/2014	798,330	126,060	924,390	4,890	539,920	2,856	1,464,310	7,746	68.67	0.00
5/16/2014	858,510	127,290	985,800	5,215	515,550	2,727	1,501,350	7,942	59.29	5.71
5/17/2014	955,580	101,930	1,057,510	5,594	434,190	2,297	1,491,700	7,891	59.42	5.58
5/18/2014	1,098,250	75,930	1,174,180	6,211	418,480	2,214	1,592,660	8,425	56.83	8.17
5/19/2014	1,065,680	104,020	1,169,700	6,188	503,460	2,663	1,673,160	8,851	59.33	5.67
5/20/2014	935,620	132,780	1,068,400	5,652	535,170	2,831	1,603,570	8,483	61.04	3.96
5/21/2014	1,018,530	129,780	1,148,310	6,075	543,280	2,874	1,691,590	8,949	58.04	6.96
5/22/2014	846,960	126,440	973,400	5,149	524,110	2,773	1,497,510	7,922	64.21	0.79
5/23/2014	913,670	122,440	1,036,110	5,481	469,130	2,482	1,505,240	7,963	60.54	4.46
5/24/2014	987,820	100,610	1,088,430	5,758	358,380	1,896	1,446,810	7,654	58.21	6.79
5/25/2014	1,194,350	73,880	1,268,230	6,709	342,360	1,811	1,610,590	8,520	54.71	10.29
5/26/2014	1,188,140	101,120	1,289,260	6,820	391,050	2,069	1,680,310	8,889	57.83	7.17
5/27/2014	1,127,470	107,770	1,235,240	6,534	549,370	2,906	1,784,610	9,441	58.13	6.87
5/28/2014	1,153,180	123,980	1,277,160	6,756	542,840	2,872	1,820,000	9,628	56.33	8.67

Date	Firm Sales Volumes (Therms)	Interruptible Sales Volumes (Therms)	Total Sales Volumes (Therms)	Total Sales Emissions (mtCO ₂ e)	Transportation Volumes (Therms)	Transportation Emissions (mtCO ₂ e)	Total Volumes (Therms)	Total Emissions (mtCO ₂ e)	Average Daily Temp. (°F)	HDD65
5/29/2014	1,308,470	122,360	1,430,830	7,569	561,920	2,973	1,992,750	10,542	56.83	8.17
5/30/2014	1,059,390	118,380	1,177,770	6,230	541,390	2,864	1,719,160	9,094	59.25	5.75
5/31/2014	912,490	92,990	1,005,480	5,319	486,310	2,255	1,491,790	7,574	62.58	2.42
5/1/2015	1,346,690	105,310	1,452,000	7,681	586,560	3,103	2,038,560	10,784	56.54	8.46
5/2/2015	1,472,200	77,290	1,549,490	8,197	483,640	2,558	2,033,130	10,755	55.21	9.79
5/3/2015	1,426,570	100,220	1,526,790	8,077	479,260	2,535	2,006,050	10,612	56.96	8.04
5/4/2015	1,487,640	126,580	1,614,220	8,539	636,770	3,369	2,250,990	11,908	53.13	11.87
5/5/2015	2,049,370	126,770	2,176,140	11,512	677,700	3,585	2,853,840	15,097	50.67	14.33
5/6/2015	1,970,380	128,670	2,099,050	11,104	640,840	3,390	2,739,890	14,494	52.08	12.92
5/7/2015	1,481,640	126,190	1,607,830	8,505	620,510	3,282	2,228,340	11,788	56.63	8.37
5/8/2015	1,145,970	104,810	1,250,780	6,617	583,090	3,085	1,833,870	9,701	61.54	3.46
5/9/2015	971,200	74,220	1,045,420	5,530	445,250	2,355	1,490,670	7,886	64.83	0.17
5/10/2015	1,013,430	93,950	1,107,380	5,858	454,880	2,406	1,562,260	8,264	58.92	6.08
5/11/2015	1,436,350	125,090	1,561,440	8,260	626,460	3,314	2,187,900	11,574	53.33	11.67
5/12/2015	1,506,670	123,270	1,629,940	8,622	639,510	3,383	2,269,450	12,005	53.71	11.29
5/13/2015	1,876,510	124,540	2,001,050	10,586	646,740	3,421	2,647,790	14,007	51.92	13.08
5/14/2015	1,470,200	117,480	1,587,680	8,399	612,170	3,238	2,199,850	11,637	55.21	9.79
5/15/2015	1,241,520	94,180	1,335,700	7,066	617,150	3,265	1,952,850	10,331	55.75	9.25
5/16/2015	1,386,000	61,150	1,447,150	7,655	485,780	2,570	1,932,930	10,225	55.50	9.50
5/17/2015	1,207,970	88,020	1,295,990	6,856	479,110	2,534	1,775,100	9,390	58.08	6.92
5/18/2015	959,650	119,670	1,079,320	5,710	604,600	3,198	1,683,920	8,908	64.58	0.42
5/19/2015	944,520	119,550	1,064,070	5,629	632,650	3,347	1,696,720	8,976	60.25	4.75
5/20/2015	1,014,420	123,260	1,137,680	6,018	596,210	3,154	1,733,890	9,172	59.08	5.92
5/21/2015	849,190	121,350	970,540	5,134	606,000	3,206	1,576,540	8,340	65.00	0.00
5/22/2015	1,042,260	95,440	1,137,700	6,018	562,440	2,975	1,700,140	8,994	56.33	8.67
5/23/2015	1,168,860	61,140	1,230,000	6,507	445,550	2,357	1,675,550	8,864	56.50	8.50
5/24/2015	1,112,460	79,670	1,192,130	6,306	428,810	2,268	1,620,940	8,575	56.96	8.04
5/25/2015	1,233,190	115,110	1,348,300	7,133	497,110	2,630	1,845,410	9,762	55.67	9.33
5/26/2015	1,037,880	115,480	1,153,360	6,101	613,220	3,244	1,766,580	9,345	60.33	4.67
5/27/2015	908,410	116,890	1,025,300	5,424	586,130	3,101	1,611,430	8,524	64.25	0.75
5/28/2015	832,960	116,070	949,030	5,020	598,330	3,165	1,547,360	8,186	67.54	0.00
5/29/2015	824,590	90,010	914,600	4,838	597,890	3,163	1,512,490	8,001	66.08	0.00
5/30/2015	901,570	57,310	958,880	5,072	505,500	2,674	1,464,380	7,747	59.83	5.17
5/31/2015	886,660	79,230	965,890	5,110	462,140	2,445	1,428,030	7,554	63.04	1.96
5/1/2016	1,107,420	84,990	1,192,410	6,308	505,850	2,676	1,698,260	8,984	65.00	0.00
5/2/2016	851,470	115,470	966,940	5,115	591,580	3,129	1,558,520	8,245	71.58	0.00
5/3/2016	908,450	116,000	1,024,450	5,419	630,650	3,336	1,655,100	8,755	63.00	2.00
5/4/2016	1,421,040	112,940	1,533,980	8,115	667,340	3,530	2,201,320	11,645	55.04	9.96
5/5/2016	1,170,150	112,230	1,282,380	6,784	669,870	3,544	1,952,250	10,327	59.42	5.58
5/6/2016	964,810	91,790	1,056,600	5,589	632,890	3,348	1,689,490	8,937	65.38	0.00
5/7/2016	909,550	63,520	973,070	5,148	495,910	2,623	1,468,980	7,771	67.00	0.00
5/8/2016	1,332,230	86,390	1,418,620	7,504	536,760	2,839	1,955,380	10,344	54.71	10.29
5/9/2016	1,334,000	113,710	1,447,710	7,658	668,750	3,538	2,116,460	11,196	56.17	8.83
5/10/2016	1,099,100	110,830	1,209,930	6,401	665,400	3,520	1,875,330	9,920	61.83	3.17
5/11/2016	944,290	111,920	1,056,210	5,587	639,400	3,382	1,695,610	8,970	66.25	0.00
5/12/2016	918,500	109,110	1,027,610	5,436	642,100	3,397	1,669,710	8,833	62.96	2.04
5/13/2016	831,660	87,040	918,700	4,860	612,990	3,243	1,531,690	8,103	67.42	0.00
5/14/2016	1,152,500	54,060	1,206,560	6,383	536,080	2,836	1,742,640	9,219	55.21	9.79
5/15/2016	1,556,920	75,800	1,632,720	8,637	544,330	2,880	2,177,050	11,517	53.83	11.17

Date	Firm Sales Volumes (Therms)	Interruptible Sales Volumes (Therms)	Total Sales Volumes (Therms)	Total Sales Emissions (mtCO ₂ e)	Transportation Volumes (Therms)	Transportation Emissions (mtCO ₂ e)	Total Volumes (Therms)	Total Emissions (mtCO ₂ e)	Average Daily Temp. (°F)	HDD65
5/16/2016	1,509,850	102,360	1,612,210	8,529	648,650	3,431	2,260,860	11,960	54.54	10.46
5/17/2016	1,062,420	105,380	1,167,800	6,178	658,670	3,484	1,826,470	9,662	61.04	3.96
5/18/2016	1,259,580	107,400	1,366,980	7,231	667,060	3,529	2,034,040	10,760	57.33	7.67
5/19/2016	1,576,250	106,090	1,682,340	8,900	669,890	3,544	2,352,230	12,443	52.50	12.50
5/20/2016	1,191,220	86,310	1,277,530	6,758	623,160	3,297	1,900,690	10,055	56.75	8.25
5/21/2016	1,592,750	58,210	1,650,960	8,734	545,000	2,883	2,195,960	11,617	53.75	11.25
5/22/2016	1,318,550	77,060	1,395,610	7,383	536,460	2,838	1,932,070	10,221	57.21	7.79
5/23/2016	1,225,900	102,150	1,328,050	7,025	654,880	3,464	1,982,930	10,490	58.42	6.58
5/24/2016	1,130,760	98,670	1,229,430	6,504	667,310	3,530	1,896,740	10,034	59.25	5.75
5/25/2016	1,236,020	103,630	1,339,650	7,087	683,240	3,614	2,022,890	10,701	57.42	7.58
5/26/2016	1,534,470	103,000	1,637,470	8,662	676,380	3,578	2,313,850	12,240	54.50	10.50
5/27/2016	1,434,880	81,970	1,516,850	8,024	591,630	3,130	2,108,480	11,154	54.63	10.37
5/28/2016	1,477,060	55,200	1,532,260	8,106	468,280	2,477	2,000,540	10,583	54.67	10.33
5/29/2016	1,396,780	74,470	1,471,250	7,783	463,910	2,454	1,935,160	10,237	56.67	8.33
5/30/2016	1,135,390	98,290	1,233,680	6,526	526,590	2,786	1,760,270	9,312	60.42	4.58
5/31/2016	896,870	98,040	994,910	5,263	638,140	3,376	1,633,050	8,639	66.88	0.00
5/1/2017	2,903,190	118,810	3,022,000	15,986	697,330	3,689	3,719,330	19,675	46.96	18.04
5/2/2017	1,731,330	122,580	1,853,910	9,807	646,790	3,422	2,500,700	13,229	53.46	11.54
5/3/2017	1,168,490	122,370	1,290,860	6,829	609,980	3,227	1,900,840	10,055	61.42	3.58
5/4/2017	1,039,320	118,420	1,157,740	6,124	629,070	3,328	1,786,810	9,452	60.75	4.25
5/5/2017	1,638,790	94,940	1,733,730	9,171	650,550	3,441	2,384,280	12,613	53.96	11.04
5/6/2017	2,041,110	66,880	2,107,990	11,151	581,930	3,078	2,689,920	14,230	49.83	15.17
5/7/2017	1,927,810	88,250	2,016,060	10,665	541,740	2,866	2,557,800	13,531	52.54	12.46
5/8/2017	1,741,270	118,280	1,859,550	9,837	660,940	3,496	2,520,490	13,333	54.08	10.92
5/9/2017	1,299,960	119,050	1,419,010	7,507	673,060	3,560	2,092,070	11,067	58.00	7.00
5/10/2017	1,080,730	116,490	1,197,220	6,333	659,650	3,490	1,856,870	9,823	59.46	5.54
5/11/2017	1,879,230	117,020	1,996,250	10,560	691,910	3,660	2,688,160	14,220	52.54	12.46
5/12/2017	2,206,300	91,400	2,297,700	12,155	681,520	3,605	2,979,220	15,760	48.13	16.87
5/13/2017	2,091,440	61,820	2,153,260	11,391	563,640	2,982	2,716,900	14,372	49.92	15.08
5/14/2017	2,117,390	78,570	2,195,960	11,617	544,490	2,880	2,740,450	14,497	51.08	13.92
5/15/2017	2,532,850	108,790	2,641,640	13,974	681,040	3,603	3,322,680	17,577	48.46	16.54
5/16/2017	2,580,990	109,540	2,690,530	14,233	673,200	3,561	3,363,730	17,794	47.75	17.25
5/17/2017	2,058,560	112,000	2,170,560	11,482	672,460	3,557	2,843,020	15,040	51.96	13.04
5/18/2017	1,548,020	111,800	1,659,820	8,780	647,600	3,426	2,307,420	12,206	56.13	8.87
5/19/2017	1,098,710	88,140	1,186,850	6,278	621,890	3,290	1,808,740	9,568	60.58	4.42
5/20/2017	1,034,890	60,790	1,095,680	5,796	512,800	2,713	1,608,480	8,509	62.08	2.92
5/21/2017	986,710	82,600	1,069,310	5,657	483,720	2,559	1,553,030	8,216	65.25	0.00
5/22/2017	883,190	110,890	994,080	5,259	579,580	3,066	1,573,660	8,325	70.29	0.00
5/23/2017	976,370	108,670	1,085,040	5,740	634,860	3,358	1,719,900	9,098	65.50	0.00
5/24/2017	1,347,190	105,120	1,452,310	7,683	671,870	3,554	2,124,180	11,237	55.17	9.83
5/25/2017	1,134,800	109,050	1,243,850	6,580	651,520	3,447	1,895,370	10,027	59.08	5.92
5/26/2017	923,860	84,960	1,008,820	5,337	522,800	2,766	1,531,620	8,102	66.63	0.00
5/27/2017	836,570	55,740	892,310	4,720	409,730	2,167	1,302,040	6,888	71.33	0.00
5/28/2017	781,170	78,980	860,150	4,550	396,680	2,098	1,256,830	6,649	70.08	0.00
5/29/2017	905,470	105,560	1,011,030	5,348	433,140	2,291	1,444,170	7,640	59.79	5.21
5/30/2017	1,254,280	104,560	1,358,840	7,188	630,450	3,335	1,989,290	10,523	54.58	10.42
5/31/2017	1,003,810	103,420	1,107,230	5,857	598,520	3,166	1,705,750	9,023	59.71	5.29
5/1/2018	1,907,810	123,110	2,030,920	10,744	638,750	3,379	2,669,670	14,123	53.13	11.87
5/2/2018	1,406,730	126,090	1,532,820	8,109	626,150	3,312	2,158,970	11,421	57.00	8.00

Date	Firm Sales Volumes (Therms)	Interruptible Sales Volumes (Therms)	Total Sales Volumes (Therms)	Total Sales Emissions (mtCO ₂ e)	Transportation Volumes (Therms)	Transportation Emissions (mtCO ₂ e)	Total Volumes (Therms)	Total Emissions (mtCO ₂ e)	Average Daily Temp. (°F)	HDD65
5/3/2018	1,182,760	125,280	1,308,040	6,920	579,220	3,064	1,887,260	9,984	59.71	5.29
5/4/2018	1,369,600	97,080	1,466,680	7,759	608,640	3,220	2,075,320	10,978	55.50	9.50
5/5/2018	1,213,710	63,910	1,277,620	6,759	501,620	2,654	1,779,240	9,412	58.42	6.58
5/6/2018	1,068,190	88,520	1,156,710	6,119	534,590	2,828	1,691,300	8,947	62.00	3.00
5/7/2018	1,126,680	118,660	1,245,340	6,588	679,470	3,594	1,924,810	10,182	59.04	5.96
5/8/2018	990,520	122,020	1,112,540	5,885	608,440	3,219	1,720,980	9,104	62.58	2.42
5/9/2018	1,157,300	122,260	1,279,560	6,769	636,580	3,368	1,916,140	10,136	57.96	7.04
5/10/2018	1,520,950	118,460	1,639,410	8,672	645,600	3,415	2,285,010	12,088	54.04	10.96
5/11/2018	1,407,870	93,880	1,501,750	7,944	630,950	3,338	2,132,700	11,282	56.08	8.92
5/12/2018	1,082,490	60,610	1,143,100	6,047	486,960	2,576	1,630,060	8,623	63.79	1.21
5/13/2018	898,640	83,690	982,330	5,197	482,340	2,552	1,464,670	7,748	69.38	0.00
5/14/2018	834,110	110,750	944,860	4,998	589,220	3,117	1,534,080	8,115	71.58	0.00
5/15/2018	930,330	113,200	1,043,530	5,520	605,300	3,202	1,648,830	8,722	59.67	5.33
5/16/2018	1,022,700	113,870	1,136,570	6,012	650,210	3,440	1,786,780	9,452	58.63	6.37
5/17/2018	1,104,410	114,790	1,219,200	6,450	627,520	3,320	1,846,720	9,769	58.13	6.87
5/18/2018	1,158,760	90,210	1,248,970	6,607	582,290	3,080	1,831,260	9,687	57.79	7.21
5/19/2018	998,960	58,740	1,057,700	5,595	524,020	2,772	1,581,720	8,367	61.13	3.87
5/20/2018	1,208,220	83,550	1,291,770	6,833	512,300	2,710	1,804,070	9,544	59.29	5.71
5/21/2018	1,095,110	114,160	1,209,270	6,397	611,360	3,234	1,820,630	9,631	60.75	4.25
5/22/2018	933,760	114,620	1,048,380	5,546	624,580	3,304	1,672,960	8,850	65.46	0.00
5/23/2018	863,750	113,340	977,090	5,169	638,500	3,378	1,615,590	8,546	66.79	0.00
5/24/2018	977,720	109,550	1,087,270	5,752	635,610	3,362	1,722,880	9,114	60.29	4.71
5/25/2018	1,109,220	88,810	1,198,030	6,338	536,060	2,836	1,734,090	9,173	59.00	6.00
5/26/2018	1,151,030	55,870	1,206,900	6,385	431,060	2,280	1,637,960	8,665	58.58	6.42
5/27/2018	957,470	79,660	1,037,130	5,486	397,760	2,104	1,434,890	7,591	61.88	3.12
5/28/2018	1,022,100	111,630	1,133,730	5,997	455,420	2,409	1,589,150	8,407	60.17	4.83
5/29/2018	1,322,350	111,180	1,433,530	7,583	593,830	3,141	2,027,360	10,725	56.33	8.67
5/30/2018	1,422,840	110,240	1,533,080	7,581	579,790	3,067	2,012,870	10,648	56.71	8.29
5/31/2018	1,412,250	108,000	1,520,250	8,042	571,580	3,024	2,091,830	11,066	54.96	10.04
5/1/2019	1,757,100	119,490	1,876,590	9,927	600,700	3,178	2,477,290	13,105	53.29	11.71
5/2/2019	1,969,330	120,190	2,089,520	11,054	597,520	3,161	2,687,040	14,214	52.08	12.92
5/3/2019	1,728,000	95,010	1,823,010	9,644	637,150	3,371	2,460,160	13,014	53.58	11.42
5/4/2019	1,422,080	61,130	1,483,210	7,846	519,510	2,748	2,002,720	10,594	57.25	7.75
5/5/2019	1,298,690	83,520	1,382,210	7,312	516,400	2,732	1,898,610	10,044	59.88	5.12
5/6/2019	1,095,100	114,890	1,209,990	6,401	618,300	3,271	1,828,290	9,672	63.08	1.92
5/7/2019	1,048,150	115,740	1,163,890	6,157	648,420	3,430	1,812,310	9,587	63.25	1.75
5/8/2019	1,029,120	118,420	1,147,540	6,070	637,250	3,371	1,784,790	9,442	61.92	3.08
5/9/2019	922,600	116,890	1,039,490	5,499	572,120	3,027	1,611,610	8,525	69.50	0.00
5/10/2019	858,800	89,200	948,000	5,015	540,580	2,860	1,488,580	7,875	71.46	0.00
5/11/2019	885,270	58,540	943,810	4,993	455,850	2,411	1,399,660	7,404	67.21	0.00
5/12/2019	1,151,980	80,550	1,232,530	6,520	398,120	2,106	1,630,650	8,626	57.46	7.54
5/13/2019	1,249,320	110,120	1,359,440	7,192	537,530	2,844	1,897,170	10,036	55.88	9.12
5/14/2019	1,462,090	108,210	1,570,300	8,307	542,160	2,868	2,112,460	11,175	55.21	9.79
5/15/2019	1,212,950	110,040	1,322,990	6,999	543,080	2,873	1,866,070	9,872	58.38	6.62
5/16/2019	1,311,870	109,380	1,421,250	7,518	529,160	2,799	1,950,410	10,318	57.17	7.83
5/17/2019	1,426,560	85,550	1,512,110	7,999	563,700	2,982	2,075,810	10,981	56.13	8.87
5/18/2019	1,079,480	54,300	1,133,780	5,998	505,420	2,674	1,639,200	8,671	61.25	3.75
5/19/2019	1,026,340	77,690	1,104,030	5,840	522,720	2,765	1,626,750	8,606	61.17	3.83
5/20/2019	1,561,650	108,860	1,670,510	8,837	651,190	3,445	2,321,700	12,282	54.71	10.29

Date	Firm Sales Volumes (Therms)	Interruptible Sales Volumes (Therms)	Total Sales Volumes (Therms)	Total Sales Emissions (mtCO ₂ e)	Transportation Volumes (Therms)	Transportation Emissions (mtCO ₂ e)	Total Volumes (Therms)	Total Emissions (mtCO ₂ e)	Average Daily Temp. (°F)	HDD65
5/8/2021	2,080,250	45,220	2,125,470	11,244	436,910	2,311	2,562,380	13,555	50.58	14.42
5/9/2021	1,803,200	62,870	1,866,070	9,872	446,970	2,364	2,313,040	12,236	54.50	10.50
5/10/2021	1,676,710	84,070	1,760,780	9,315	597,420	3,160	2,358,200	12,475	56.42	8.58
5/11/2021	1,352,670	85,510	1,438,180	7,608	624,550	3,304	2,062,730	10,912	58.88	6.12
5/12/2021	1,241,120	84,790	1,325,910	7,014	641,700	3,395	1,967,610	10,409	61.08	3.92
5/13/2021	1,196,630	83,230	1,279,860	6,770	607,900	3,216	1,887,760	9,986	60.79	4.21
5/14/2021	1,123,530	61,790	1,185,320	6,270	584,720	3,093	1,770,040	9,364	62.50	2.50
5/15/2021	1,090,170	39,710	1,129,880	5,977	447,670	2,368	1,577,550	8,345	61.33	3.67
5/16/2021	996,900	57,890	1,054,790	5,580	459,870	2,433	1,514,660	8,013	62.75	2.25
5/17/2021	1,567,330	81,620	1,648,950	8,723	610,250	3,228	2,259,200	11,951	53.13	11.87
5/18/2021	1,949,420	82,140	2,031,560	10,747	552,810	2,924	2,584,370	13,671	51.63	13.37
5/19/2021	2,080,460	82,770	2,163,230	11,443	515,120	2,725	2,678,350	14,168	50.13	14.87
5/20/2021	1,997,760	83,780	2,081,540	11,011	563,170	2,979	2,644,710	13,991	50.92	14.08
5/21/2021	1,722,580	64,250	1,786,830	9,452	567,260	3,001	2,354,090	12,453	52.54	12.46
5/22/2021	1,588,890	38,280	1,627,170	8,608	420,690	2,225	2,047,860	10,833	52.67	12.33
5/23/2021	1,638,780	55,780	1,694,560	8,964	419,260	2,218	2,113,820	11,182	54.38	10.62
5/24/2021	1,731,990	78,480	1,810,470	9,577	504,120	2,667	2,314,590	12,244	54.25	10.75
5/25/2021	1,507,210	82,040	1,589,250	8,407	596,370	3,155	2,185,620	11,562	55.38	9.62
5/26/2021	1,391,080	80,810	1,471,890	7,786	596,660	3,156	2,068,550	10,943	56.63	8.37
5/27/2021	1,773,070	79,750	1,852,820	9,801	591,460	3,129	2,444,280	12,930	52.83	12.17
5/28/2021	1,703,570	61,270	1,764,840	9,336	565,640	2,992	2,330,480	12,328	54.58	10.42
5/29/2021	1,247,250	37,220	1,284,470	6,795	427,730	2,263	1,712,200	9,058	58.96	6.04
5/30/2021	1,019,250	55,290	1,074,540	5,684	416,870	2,205	1,491,410	7,890	62.38	2.62
5/31/2021	909,560	74,400	983,960	5,205	418,690	2,215	1,402,650	7,420	66.79	0.00
5/1/2022	1,739,340	63,300	1,802,640	9,536	509,840	2,697	2,312,480	12,233	53.38	11.62
5/2/2022	2,286,520	90,930	2,377,450	12,577	620,980	3,285	2,998,430	15,862	50.42	14.58
5/3/2022	2,554,350	91,510	2,645,860	13,997	701,150	3,709	3,347,010	17,706	49.63	15.37
5/4/2022	1,750,580	92,130	1,842,710	9,748	696,390	3,684	2,539,100	13,432	53.63	11.37
5/5/2022	2,765,230	88,720	2,853,950	15,097	658,610	3,484	3,512,560	18,581	48.29	16.71
5/6/2022	2,646,170	67,640	2,713,810	14,356	629,440	3,330	3,343,250	17,686	48.08	16.92
5/7/2022	2,902,400	39,360	2,941,760	15,562	544,090	2,878	3,485,850	18,440	48.21	16.79
5/8/2022	2,718,980	62,320	2,781,300	14,713	561,190	2,969	3,342,490	17,682	46.75	18.25
5/9/2022	2,640,360	87,740	2,728,100	14,432	646,910	3,422	3,375,010	17,854	47.33	17.67
5/10/2022	2,412,740	87,970	2,500,710	13,229	677,930	3,586	3,178,640	16,815	50.17	14.83
5/11/2022	2,177,230	89,230	2,266,460	11,990	660,150	3,492	2,926,610	15,482	49.96	15.04
5/12/2022	3,098,030	88,140	3,186,170	16,855	669,020	3,539	3,855,190	20,394	47.33	17.67
5/13/2022	2,335,690	65,860	2,401,550	12,704	654,160	3,461	3,055,710	16,165	48.46	16.54
5/14/2022	1,631,970	40,740	1,672,710	8,849	489,390	2,589	2,162,100	11,438	54.92	10.08
5/15/2022	1,716,270	60,090	1,776,360	9,397	504,830	2,671	2,281,190	12,067	54.71	10.29
5/16/2022	1,905,330	83,860	1,989,190	10,523	643,850	3,406	2,633,040	13,929	53.75	11.25
5/17/2022	1,939,320	85,750	2,025,070	10,713	661,820	3,501	2,686,890	14,214	52.08	12.92
5/18/2022	2,361,610	87,160	2,448,770	12,954	627,260	3,318	3,076,030	16,272	50.33	14.67
5/19/2022	2,332,030	86,500	2,418,530	12,794	628,560	3,325	3,047,090	16,119	49.88	15.12
5/20/2022	2,118,320	65,660	2,183,980	11,553	595,150	3,148	2,779,130	14,702	51.29	13.71
5/21/2022	1,571,160	40,860	1,612,020	8,528	452,560	2,394	2,064,580	10,922	56.21	8.79
5/22/2022	1,255,390	59,390	1,314,780	6,955	421,250	2,228	1,736,030	9,184	58.63	6.37
5/23/2022	1,262,270	84,300	1,346,570	7,123	549,770	2,908	1,896,340	10,032	57.42	7.58
5/24/2022	1,525,870	84,940	1,610,810	8,521	575,080	3,042	2,185,890	11,563	54.25	10.75
5/25/2022	1,285,730	87,580	1,373,310	7,265	566,850	2,999	1,940,160	10,263	58.25	6.75

Date	Firm Sales Volumes (Therms)	Interruptible Sales Volumes (Therms)	Total Sales Volumes (Therms)	Total Sales Emissions (mtCO ₂ e)	Transportation Volumes (Therms)	Transportation Emissions (mtCO ₂ e)	Total Volumes (Therms)	Total Emissions (mtCO ₂ e)	Average Daily Temp. (°F)	HDD65
5/26/2022	1,207,540	86,000	1,293,540	6,843	529,510	2,801	1,823,050	9,644	58.13	6.87
5/27/2022	1,451,490	64,060	1,515,550	8,017	511,410	2,705	2,026,960	10,723	54.29	10.71
5/28/2022	1,784,080	36,710	1,820,790	9,632	429,160	2,270	2,249,950	11,902	52.79	12.21
5/29/2022	2,133,230	57,970	2,191,200	11,591	435,520	2,304	2,626,720	13,895	51.08	13.92
5/30/2022	1,917,190	85,560	2,002,750	10,595	467,900	2,475	2,470,650	13,070	52.88	12.12
5/31/2022	1,295,250	85,110	1,380,360	7,302	554,740	2,935	1,935,100	10,237	57.63	7.37
5/1/2023	2,172,840	82,830	2,255,670	11,932	567,250	3,001	2,822,920	14,933	52.00	13.00
5/2/2023	1,600,060	85,050	1,685,110	8,914	561,760	2,972	2,246,870	11,886	58.63	6.37
5/3/2023	1,340,900	85,040	1,425,940	7,543	555,440	2,938	1,981,380	10,482	59.79	5.21
5/4/2023	2,063,430	84,470	2,147,900	11,362	592,050	3,132	2,739,950	14,494	51.29	13.71
5/5/2023	2,759,880	61,960	2,821,840	14,928	573,540	3,034	3,395,380	17,962	48.67	16.33
5/6/2023	2,119,040	38,140	2,157,180	11,411	430,270	2,276	2,587,450	13,688	52.25	12.75
5/7/2023	1,947,960	56,320	2,004,280	10,603	425,590	2,251	2,429,870	12,854	53.83	11.17
5/8/2023	1,776,820	82,170	1,858,990	9,834	517,390	2,737	2,376,380	12,571	56.42	8.58
5/9/2023	1,855,470	82,450	1,937,920	10,252	549,740	2,908	2,487,660	13,160	55.13	9.87
5/10/2023	1,593,990	82,240	1,676,230	8,867	508,860	2,692	2,185,090	11,559	59.00	6.00
5/11/2023	1,430,020	81,830	1,511,850	7,998	462,970	2,449	1,974,820	10,447	60.71	4.29
5/12/2023	1,228,060	61,510	1,289,570	6,822	414,730	2,194	1,704,300	9,016	66.79	0.00
5/13/2023	1,114,230	35,950	1,150,180	6,084	344,570	1,823	1,494,750	7,907	72.17	0.00
5/14/2023	1,056,070	57,240	1,113,310	5,889	332,200	1,757	1,445,510	7,647	77.54	0.00
5/15/2023	1,041,760	80,150	1,121,910	5,935	440,310	2,329	1,562,220	8,264	74.63	0.00
5/16/2023	1,089,790	78,600	1,168,390	6,181	468,900	2,480	1,637,290	8,661	64.75	0.25
5/17/2023	1,046,020	80,110	1,126,130	5,957	466,880	2,470	1,593,010	8,427	66.67	0.00
5/18/2023	1,107,720	80,310	1,188,030	6,285	485,680	2,569	1,673,710	8,854	64.50	0.50
5/19/2023	1,117,920	60,040	1,177,960	6,231	484,660	2,564	1,662,620	8,795	62.92	2.08
5/20/2023	1,107,860	35,430	1,143,290	6,048	403,400	2,134	1,546,690	8,182	64.67	0.33
5/21/2023	1,479,270	56,910	1,536,180	8,126	427,390	2,261	1,963,570	10,387	54.88	10.12
5/22/2023	1,741,730	79,120	1,820,850	9,632	520,620	2,754	2,341,470	12,386	55.13	9.87
5/23/2023	1,555,880	79,370	1,635,250	8,650	514,700	2,723	2,149,950	11,373	55.75	9.25
5/24/2023	1,351,790	79,550	1,431,340	7,572	553,710	2,929	1,985,050	10,501	61.08	3.92
5/25/2023	1,175,340	80,790	1,256,130	6,645	516,010	2,730	1,772,140	9,375	65.83	0.00
5/26/2023	1,103,420	59,700	1,163,120	6,153	491,990	2,603	1,655,110	8,756	68.46	0.00
5/27/2023	1,204,810	34,200	1,239,010	6,554	453,100	2,397	1,692,110	8,951	58.96	6.04
5/28/2023	1,325,840	53,100	1,378,940	7,295	424,250	2,244	1,803,190	9,539	55.38	9.62
5/29/2023	1,396,180	77,970	1,474,150	7,798	435,550	2,304	1,909,700	10,102	56.13	8.87
5/30/2023	1,617,480	80,950	1,698,430	8,985	526,430	2,785	2,224,860	11,770	54.04	10.96
5/31/2023	1,682,580	79,880	1,762,460	9,323	540,620	2,860	2,303,080	12,183	55.08	9.92

	Firm Sales Volumes (Therms)	Interruptible Sales Volumes (Therms)	Total Sales Volumes (Therms)	Total Sales Emissions (mtCO)	Transportation Volumes (Therms)	Transportation Emissions (mtCO)	Total Volumes (Therms)	Total Emissions (mtCO)	Average Daily Temp. (°F)	HDD65
Max	3,098,030	257,810	3,186,170	16,855	721,330	3,816	3,855,190	20,394	77.54	21.12
Std. Dev. +3	2,838,283	255,305	3,005,015	15,897	807,817	4,273	3,666,679	19,397	74.16	23.85
Std. Dev. +2	2,374,095	209,789	2,524,835	13,356	721,269	3,816	3,148,669	16,656	68.34	18.79
Std. Dev. +1	1,909,906	164,273	2,044,654	10,816	634,722	3,358	2,630,659	13,916	62.51	13.73
Mean	1,445,717	118,756	1,564,474	8,276	548,175	2,900	2,112,648	11,176	56.69	8.67
Std. Dev. -1	981,529	73,240	1,084,293	5,736	461,627	2,442	1,594,638	8,436	50.87	3.61

Date	Firm Sales Volumes (Therms)	Interruptible Sales Volumes (Therms)	Total Sales Volumes (Therms)	Total Sales Emissions (mtCO ₂ e)	Transportation Volumes (Therms)	Transportation Emissions (mtCO ₂ e)	Total Volumes (Therms)	Total Emissions (mtCO ₂ e)	Average Daily Temp. (°F)	HDD65
Std. Dev. -2	517,340	27,724	604,113	3,196	375,080	1,984	1,076,628	5,695	45.05	-1.45
Std. Dev. -3	53,151	-17,792	123,933	656	288,532	1,526	558,617	2,955	39.22	-6.51
Min	781,170	34,200	860,150	4,550	291,920	1,544	1,160,780	6,141	43.88	0.00
Std. Dev.	464,189	45,516	480,180	2,540	86,547	458	518,010	2,740	5.82	5.06

June Data

Calendar Years 2007 – 2023

Date	Firm Sales Volumes (Therms)		Interruptible Sales Volumes (Therms)		Total Sales Volumes (Therms)		Total Sales Emissions (mtCO ₂ e)		Transportation Volumes (Therms)		Transportation Emissions (mtCO ₂ e)		Total Volumes (Therms)		Total Emissions (mtCO ₂ e)		Average Daily Temp. (°F)		HDD65
	Sales Volumes (Therms)	Interruptible Sales Volumes (Therms)	Total Sales Volumes (Therms)	Total Sales Emissions (mtCO ₂ e)	Transportation Volumes (Therms)	Transportation Emissions (mtCO ₂ e)	Total Volumes (Therms)	Total Emissions (mtCO ₂ e)	Transportation Volumes (Therms)	Transportation Emissions (mtCO ₂ e)	Total Volumes (Therms)	Total Emissions (mtCO ₂ e)	Average Daily Temp. (°F)	HDD65					
6/1/2007	874,610	94,790	969,400	5,128	599,880	3,173	1,569,280	8,301	65.79	0.00									
6/2/2007	781,450	69,280	850,730	4,500	524,760	2,776	1,375,490	7,276	69.04	0.00									
6/3/2007	751,670	81,770	833,440	4,409	509,210	2,694	1,342,650	7,103	69.75	0.00									
6/4/2007	851,330	121,720	973,050	5,147	504,540	2,669	1,477,590	7,816	61.33	3.67									
6/5/2007	1,134,630	167,850	1,302,480	6,890	509,010	2,693	1,811,490	9,583	55.04	9.96									
6/6/2007	1,399,950	168,310	1,568,260	8,296	544,620	2,881	2,112,880	11,177	53.04	11.96									
6/7/2007	1,328,480	161,300	1,489,780	7,881	510,830	2,702	2,000,610	10,583	54.46	10.54									
6/8/2007	1,006,120	107,390	1,113,510	5,890	480,920	2,544	1,594,430	8,435	59.08	5.92									
6/9/2007	1,203,900	105,800	1,309,700	6,928	422,570	2,235	1,732,270	9,164	55.33	9.67									
6/10/2007	1,153,010	131,830	1,284,840	6,797	427,850	2,263	1,712,690	9,060	56.17	8.83									
6/11/2007	1,267,600	173,130	1,440,730	7,621	542,930	2,872	1,983,660	10,494	54.46	10.54									
6/12/2007	1,029,100	117,740	1,146,840	6,067	530,450	2,806	1,677,290	8,873	58.63	6.37									
6/13/2007	1,070,940	143,780	1,214,720	6,426	488,370	2,583	1,703,090	9,009	57.63	7.37									
6/14/2007	1,079,260	136,910	1,216,170	6,434	487,710	2,580	1,703,880	9,014	57.54	7.46									
6/15/2007	1,093,230	124,990	1,218,220	6,444	492,570	2,606	1,710,790	9,050	57.13	7.87									
6/16/2007	1,079,720	96,130	1,175,850	6,220	420,470	2,224	1,596,320	8,445	57.38	7.62									
6/17/2007	1,450,150	146,230	1,596,380	8,445	426,750	2,258	2,023,130	10,702	54.50	10.50									
6/18/2007	1,388,510	170,670	1,559,180	8,248	523,670	2,770	2,082,850	11,018	55.92	9.08									
6/19/2007	1,030,390	128,540	1,158,930	6,131	511,800	2,707	1,670,730	8,838	61.46	3.54									
6/20/2007	885,760	105,220	990,980	5,242	517,010	2,735	1,507,990	7,977	64.46	0.54									
6/21/2007	877,080	111,240	988,320	5,228	556,130	2,942	1,544,450	8,170	63.88	1.12									
6/22/2007	925,750	115,330	1,041,080	5,507	568,600	3,008	1,609,680	8,515	59.58	5.42									
6/23/2007	941,900	93,350	1,035,250	5,476	468,440	2,478	1,503,690	7,955	59.29	5.71									
6/24/2007	1,159,250	147,580	1,306,830	6,913	462,590	2,447	1,769,420	9,360	53.71	11.29									
6/25/2007	1,106,340	142,710	1,249,050	6,607	555,120	2,937	1,804,170	9,544	57.96	7.04									
6/26/2007	911,150	110,600	1,021,750	5,405	509,130	2,693	1,530,880	8,098	65.58	0.00									
6/27/2007	900,190	105,150	1,005,340	5,318	521,350	2,758	1,526,690	8,076	63.79	1.21									
6/28/2007	866,170	116,350	982,520	5,198	538,860	2,851	1,521,380	8,048	62.13	2.87									
6/29/2007	950,370	119,100	1,069,470	5,657	538,630	2,849	1,608,100	8,507	58.08	6.92									
6/30/2007	882,570	88,590	971,160	5,137	436,700	2,310	1,407,860	7,448	61.75	3.25									
6/1/2008	1,584,330	150,330	1,734,660	9,176	573,990	3,036	2,308,650	12,213	53.08	11.92									
6/2/2008	1,392,250	158,330	1,550,580	8,203	584,500	3,092	2,135,080	11,295	54.13	10.87									
6/3/2008	1,713,620	192,380	1,906,000	10,083	534,900	2,830	2,440,900	12,912	52.75	12.25									
6/4/2008	1,781,110	193,760	1,974,870	10,447	584,780	3,093	2,559,650	13,541	51.21	13.79									
6/5/2008	2,063,850	220,910	2,284,760	12,086	607,050	3,211	2,891,810	15,298	50.17	14.83									
6/6/2008	2,109,540	175,180	2,284,720	12,086	547,940	2,899	2,832,660	14,985	49.58	15.42									
6/7/2008	1,958,610	128,760	2,087,370	11,042	465,130	2,461	2,552,500	13,503	51.25	13.75									
6/8/2008	1,638,140	153,710	1,791,850	9,479	461,220	2,440	2,253,070	11,919	51.71	13.29									
6/9/2008	2,159,340	210,460	2,369,800	12,536	565,430	2,991	2,935,230	15,527	49.71	15.29									
6/10/2008	2,054,820	188,940	2,243,760	11,869	529,060	2,799	2,772,820	14,668	50.58	14.42									
6/11/2008	2,079,700	192,820	2,272,520	12,022	552,250	2,921	2,824,770	14,943	51.00	14.00									
6/12/2008	1,346,720	144,710	1,491,430	7,890	556,150	2,942	2,047,580	10,832	55.42	9.58									
6/13/2008	1,469,930	146,930	1,616,860	8,266	564,970	2,989	2,127,840	11,254	54.21	10.79									
6/14/2008	1,367,870	111,970	1,479,840	7,828	466,010	2,465	1,945,850	10,294	54.54	10.46									
6/15/2008	1,115,210	126,890	1,242,100	6,571	448,060	2,370	1,690,160	8,941	60.08	4.92									
6/16/2008	1,086,810	151,230	1,238,040	6,549	427,120	2,788	1,765,160	9,338	58.92	6.08									
6/17/2008	1,353,320	178,640	1,531,960	8,104	496,710	2,628	2,028,670	10,732	53.88	11.12									
6/18/2008	1,406,000	167,100	1,573,100	8,322	532,500	2,817	2,105,600	11,139	54.04	10.96									
6/19/2008	1,107,600	127,290	1,234,890	6,533	550,650	2,913	1,785,540	9,446	59.21	5.79									

Date	Firm Sales Volumes (Therms)	Interruptible Sales Volumes (Therms)	Total Sales Volumes (Therms)	Total Sales Emissions (mtCO ₂ e)	Transportation Volumes (Therms)	Transportation Emissions (mtCO ₂ e)	Total Volumes (Therms)	Total Emissions (mtCO ₂ e)	Average Daily Temp. (°F)	HDD65
6/20/2008	899,400	91,260	990,660	5,241	496,930	2,629	1,487,590	7,869	65.92	0.00
6/21/2008	826,410	79,970	906,380	4,795	402,230	2,128	1,308,610	6,923	65.50	0.00
6/22/2008	959,330	134,410	1,093,740	5,786	427,100	2,259	1,520,840	8,045	58.75	6.25
6/23/2008	1,101,890	155,450	1,257,340	6,651	515,370	2,726	1,772,710	9,378	56.50	8.50
6/24/2008	1,002,650	129,620	1,132,270	5,990	481,570	2,548	1,613,840	8,537	59.13	5.87
6/25/2008	969,840	131,320	1,101,160	5,825	489,630	2,590	1,590,790	8,415	61.17	3.83
6/26/2008	1,038,930	145,370	1,184,300	6,265	562,410	2,975	1,746,710	9,240	57.29	7.71
6/27/2008	856,990	88,560	945,550	5,002	485,200	2,567	1,430,750	7,569	66.71	0.00
6/28/2008	709,180	68,270	777,450	4,113	422,350	2,234	1,199,800	6,347	75.04	0.00
6/29/2008	659,250	82,620	741,870	3,924	416,530	2,203	1,158,400	6,128	77.58	0.00
6/30/2008	757,280	108,340	865,620	4,579	490,860	2,597	1,356,480	7,176	68.88	0.00
6/1/2009	755,370	122,520	877,890	4,644	522,320	2,763	1,400,210	7,407	69.08	0.00
6/2/2009	713,740	109,750	823,490	4,356	512,530	2,711	1,336,020	7,068	76.13	0.00
6/3/2009	707,840	105,830	813,670	4,304	490,440	2,594	1,304,110	6,899	77.33	0.00
6/4/2009	685,680	108,220	793,900	4,200	522,070	2,762	1,315,970	6,961	75.71	0.00
6/5/2009	761,280	100,030	861,310	4,556	441,980	2,338	1,303,290	6,894	61.50	3.50
6/6/2009	814,470	88,540	903,010	4,777	365,320	1,933	1,268,330	6,709	58.71	6.29
6/7/2009	847,970	115,670	963,640	5,098	362,510	1,918	1,326,150	7,015	60.08	4.92
6/8/2009	803,750	121,440	925,190	4,894	608,210	3,217	1,533,400	8,112	62.33	2.67
6/9/2009	773,790	113,270	887,060	4,693	587,380	3,107	1,474,440	7,800	66.46	0.00
6/10/2009	766,660	113,200	879,860	4,654	584,290	3,091	1,464,150	7,745	64.54	0.46
6/11/2009	792,390	116,360	908,750	4,807	481,970	2,550	1,390,720	7,357	63.17	1.83
6/12/2009	774,540	94,670	869,210	4,598	403,370	2,134	1,272,580	6,732	64.25	0.75
6/13/2009	773,500	79,930	853,430	4,515	338,300	1,790	1,191,730	6,304	61.79	3.21
6/14/2009	813,100	107,990	921,090	4,873	368,920	1,952	1,290,010	6,824	58.13	6.87
6/15/2009	791,490	124,960	916,450	4,848	537,360	2,843	1,453,810	7,691	62.13	2.87
6/16/2009	779,650	116,530	896,180	4,741	559,180	2,958	1,455,360	7,699	63.04	1.96
6/17/2009	794,630	118,630	913,260	4,830	540,420	2,859	1,453,480	7,689	61.92	3.08
6/18/2009	776,940	123,690	900,630	4,764	495,340	2,620	1,395,970	7,385	63.29	1.71
6/19/2009	867,100	119,750	986,850	5,220	415,260	2,197	1,402,110	7,417	59.29	5.71
6/20/2009	945,300	95,890	1,041,190	5,508	369,500	1,955	1,410,690	7,463	57.21	7.79
6/21/2009	981,190	121,160	1,102,350	5,831	462,960	2,449	1,565,310	8,280	56.29	8.71
6/22/2009	1,014,490	148,030	1,162,520	6,150	538,400	2,848	1,700,920	8,998	58.04	6.96
6/23/2009	862,540	120,720	983,260	5,201	582,100	3,079	1,565,360	8,281	61.38	3.62
6/24/2009	809,970	118,860	928,830	4,914	529,270	2,800	1,458,100	7,713	62.83	2.17
6/25/2009	907,420	141,870	1,049,290	5,551	616,960	3,264	1,666,250	8,814	60.29	4.71
6/26/2009	862,520	114,750	977,270	5,170	527,870	2,792	1,505,140	7,962	60.08	4.92
6/27/2009	813,890	73,150	887,040	4,692	351,190	1,858	1,238,230	6,550	62.96	2.04
6/28/2009	797,340	124,460	921,800	4,876	405,080	2,143	1,326,880	7,019	61.29	3.71
6/29/2009	824,380	130,370	954,750	5,051	556,280	2,943	1,511,030	7,993	62.08	2.92
6/30/2009	810,830	120,720	931,550	4,928	580,880	3,073	1,512,430	8,001	63.50	1.50
6/1/2010	1,232,960	151,740	1,384,700	7,325	517,850	2,739	1,902,550	10,064	55.50	9.50
6/2/2010	1,367,530	169,420	1,536,950	8,130	583,700	3,088	2,120,650	11,218	56.25	8.75
6/3/2010	1,276,710	158,620	1,435,330	7,593	595,280	3,149	2,030,610	10,742	54.33	10.67
6/4/2010	1,421,640	145,100	1,566,740	8,288	486,310	2,573	2,053,050	10,861	54.33	10.67
6/5/2010	1,067,270	84,720	1,151,990	6,094	497,920	2,634	1,649,910	8,728	59.00	6.00
6/6/2010	1,109,030	127,490	1,236,520	6,541	537,490	2,843	1,774,010	9,385	57.75	7.25
6/7/2010	1,156,180	170,340	1,326,520	7,017	662,530	3,505	1,989,050	10,522	57.83	7.17
6/8/2010	1,024,800	153,650	1,178,450	6,234	582,720	3,083	1,761,170	9,317	59.08	5.92

Date	Firm Sales Volumes (Therms)		Interruptible Sales Volumes (Therms)		Total Sales Volumes (Therms)		Total Sales Emissions (mtCO ₂ e)		Transportation Volumes (Therms)		Transportation Emissions (mtCO ₂ e)		Total Volumes (Therms)		Total Emissions (mtCO ₂ e)		Average Daily Temp. (°F)		HDD65
	Sales Volumes (Therms)	Interruptible Sales Volumes (Therms)	Total Sales Volumes (Therms)	Total Sales Emissions (mtCO ₂ e)	Transportation Volumes (Therms)	Transportation Emissions (mtCO ₂ e)	Total Volumes (Therms)	Total Emissions (mtCO ₂ e)	Transportation Volumes (Therms)	Transportation Emissions (mtCO ₂ e)	Total Volumes (Therms)	Total Emissions (mtCO ₂ e)	Average Daily Temp. (°F)	HDD65					
6/9/2010	1,172,360	167,620	1,339,980	7,088	545,820	2,887	1,885,800	9,976	55.25	9.75									
6/10/2010	1,265,670	162,450	1,428,120	7,555	559,420	2,959	1,987,540	10,514	54.71	10.29									
6/11/2010	1,200,940	138,120	1,339,060	7,084	565,650	2,992	1,904,710	10,076	56.13	8.87									
6/12/2010	945,590	85,370	1,030,960	5,454	426,070	2,254	1,457,030	7,708	61.67	3.33									
6/13/2010	950,680	131,260	1,081,940	5,723	453,580	2,399	1,535,520	8,123	60.92	4.08									
6/14/2010	1,112,180	181,930	1,294,110	6,846	585,060	3,095	1,879,170	9,941	56.29	8.71									
6/15/2010	1,333,380	193,810	1,527,190	8,079	535,590	2,833	2,062,780	10,912	52.17	12.83									
6/16/2010	1,474,390	181,800	1,656,190	8,761	535,860	2,835	2,192,050	11,596	52.50	12.50									
6/17/2010	1,372,260	167,150	1,539,410	8,143	522,640	2,765	2,062,050	10,908	55.29	9.71									
6/18/2010	986,660	117,850	1,104,510	5,843	525,110	2,778	1,629,620	8,621	59.63	5.37									
6/19/2010	1,176,500	112,490	1,288,990	6,819	451,800	2,390	1,740,790	9,209	54.46	10.54									
6/20/2010	1,529,630	143,830	1,673,460	8,853	429,310	2,271	2,102,770	11,124	53.67	11.33									
6/21/2010	1,239,790	155,430	1,395,220	7,381	584,820	3,094	1,980,040	10,474	56.33	8.67									
6/22/2010	938,470	117,280	1,055,750	5,585	550,160	2,910	1,605,910	8,495	61.83	3.17									
6/23/2010	860,620	119,320	979,940	5,184	532,890	2,819	1,512,830	8,003	65.71	0.00									
6/24/2010	772,140	113,760	885,900	4,686	529,910	2,803	1,415,810	7,490	63.79	1.21									
6/25/2010	857,100	130,300	987,400	5,223	527,840	2,792	1,515,240	8,016	58.96	6.04									
6/26/2010	878,060	103,480	981,540	5,192	500,650	2,648	1,482,190	7,841	59.08	5.92									
6/27/2010	847,940	106,760	954,700	5,050	518,540	2,743	1,473,240	7,793	59.83	5.17									
6/28/2010	817,260	131,100	948,360	5,017	652,450	3,451	1,600,810	8,468	60.88	4.12									
6/29/2010	964,590	152,000	1,116,590	5,907	619,670	3,278	1,736,260	9,185	56.58	8.42									
6/30/2010	958,820	147,130	1,105,950	5,850	616,260	3,260	1,722,210	9,110	56.75	8.25									
6/1/2011	1,559,890	173,710	1,733,600	9,171	648,840	3,432	2,382,440	12,603	53.42	11.58									
6/2/2011	1,478,370	166,720	1,645,090	8,703	733,070	3,878	2,378,160	12,580	54.00	11.00									
6/3/2011	1,129,360	109,040	1,238,400	6,551	634,440	3,356	1,872,840	9,907	58.54	6.46									
6/4/2011	937,950	75,120	1,013,070	5,359	481,230	2,546	1,494,300	7,905	63.96	1.04									
6/5/2011	889,920	96,010	985,930	5,216	489,150	2,588	1,475,080	7,803	64.21	0.79									
6/6/2011	910,480	124,310	1,034,790	5,474	623,210	3,297	1,658,000	8,771	59.96	5.04									
6/7/2011	1,306,940	175,100	1,482,040	7,840	628,710	3,326	2,110,750	11,166	54.33	10.67									
6/8/2011	1,393,580	159,600	1,553,180	8,216	611,310	3,234	2,164,490	11,450	54.67	10.33									
6/9/2011	1,078,390	126,550	1,204,940	6,374	611,900	3,237	1,816,840	9,611	58.79	6.21									
6/10/2011	1,174,980	130,520	1,305,500	6,906	576,430	3,049	1,881,930	9,955	56.50	8.50									
6/11/2011	1,163,030	100,690	1,263,720	6,685	451,180	2,387	1,714,900	9,072	57.00	8.00									
6/12/2011	1,027,830	109,450	1,137,280	6,016	487,890	2,581	1,625,170	8,597	58.29	6.71									
6/13/2011	1,071,010	140,800	1,211,810	6,410	542,520	2,870	1,754,330	9,280	58.00	7.00									
6/14/2011	1,269,270	163,700	1,432,970	7,580	589,330	3,118	2,022,300	10,698	56.25	8.75									
6/15/2011	1,355,620	169,480	1,525,100	8,068	599,680	3,172	2,124,780	11,240	54.63	10.37									
6/16/2011	1,203,170	152,000	1,355,170	7,169	628,090	3,323	1,983,260	10,491	56.13	8.87									
6/17/2011	998,720	103,110	1,101,830	5,829	538,170	2,847	1,640,000	8,676	58.63	6.37									
6/18/2011	1,200,070	104,180	1,304,250	6,899	491,370	2,599	1,795,620	9,499	55.33	9.67									
6/19/2011	1,241,120	117,680	1,358,800	7,188	478,240	2,530	1,837,040	9,718	56.21	8.79									
6/20/2011	1,008,210	121,850	1,130,060	5,978	576,440	3,049	1,706,500	9,027	60.63	4.37									
6/21/2011	877,660	108,560	986,220	5,217	552,760	2,924	1,538,980	8,141	65.63	0.00									
6/22/2011	980,300	139,120	1,119,420	5,922	608,060	3,217	1,727,480	9,138	59.13	5.87									
6/23/2011	1,052,870	149,350	1,202,220	6,360	684,920	3,623	1,887,140	9,983	56.54	8.46									
6/24/2011	1,098,380	124,400	1,222,780	6,469	542,380	2,869	1,765,160	9,338	56.17	8.83									
6/25/2011	1,082,810	96,230	1,179,040	6,237	464,390	2,457	1,643,430	8,694	58.00	7.00									
6/26/2011	911,270	89,790	1,001,060	5,296	422,170	2,233	1,423,230	7,529	61.42	3.58									
6/27/2011	877,890	103,950	981,840	5,194	529,680	2,802	1,511,520	7,996	63.58	1.42									

Date	Firm Sales Volumes (Therms)	Interruptible Sales Volumes (Therms)	Total Sales Volumes (Therms)	Total Sales Emissions (mtCO ₂ e)	Transportation Volumes (Therms)	Transportation Emissions (mtCO ₂ e)	Total Volumes (Therms)	Total Emissions (mtCO ₂ e)	Average Daily Temp. (°F)	HDD65
6/28/2011	864,760	105,100	969,860	5,131	585,250	3,096	1,555,110	8,227	63.38	1.62
6/29/2011	974,260	137,090	1,111,350	5,879	581,380	3,076	1,692,730	8,955	60.04	4.96
6/30/2011	1,074,380	150,240	1,224,620	6,478	611,980	3,237	1,836,600	9,716	58.13	6.87
6/1/2012	970,880	119,950	1,090,830	5,770	497,620	2,632	1,588,450	8,403	61.04	3.96
6/2/2012	1,111,380	117,530	1,228,910	6,501	428,790	2,268	1,657,700	8,769	57.25	7.75
6/3/2012	1,269,040	153,910	1,422,950	7,527	451,990	2,391	1,874,940	9,918	54.58	10.42
6/4/2012	1,723,620	207,290	1,930,910	10,215	531,460	2,811	2,462,370	13,026	51.79	13.21
6/5/2012	1,866,820	204,590	2,071,410	10,958	576,130	3,048	2,647,540	14,005	50.96	14.04
6/6/2012	1,539,170	174,590	1,713,760	9,066	575,190	3,043	2,288,950	12,109	53.08	11.92
6/7/2012	1,638,410	184,460	1,822,870	9,643	546,370	2,890	2,369,240	12,533	52.83	12.17
6/8/2012	1,560,700	151,070	1,711,770	9,055	533,110	2,820	2,244,880	11,875	51.75	13.25
6/9/2012	1,460,770	101,980	1,562,750	8,267	447,350	2,366	2,010,100	10,633	53.71	11.29
6/10/2012	1,208,400	122,020	1,330,420	7,038	451,330	2,388	1,781,750	9,425	56.79	8.21
6/11/2012	957,360	105,650	1,063,010	5,623	562,650	2,976	1,625,660	8,600	62.46	2.54
6/12/2012	1,035,710	133,980	1,169,690	6,188	543,060	2,873	1,712,750	9,060	59.00	6.00
6/13/2012	1,345,870	167,820	1,513,690	8,007	572,860	3,030	2,086,550	11,038	55.63	9.37
6/14/2012	1,416,000	172,560	1,588,560	8,403	610,850	3,231	2,199,410	11,635	54.83	10.17
6/15/2012	977,990	87,960	1,065,950	5,639	488,050	2,582	1,554,000	8,221	61.42	3.58
6/16/2012	863,420	67,540	930,960	4,925	411,510	2,177	1,342,470	7,102	64.21	0.79
6/17/2012	998,980	122,950	1,121,930	5,935	428,470	2,267	1,550,400	8,202	59.71	5.29
6/18/2012	1,276,390	167,180	1,443,570	7,636	565,820	2,993	2,009,390	10,630	55.38	9.62
6/19/2012	1,229,520	155,660	1,385,180	7,328	558,460	2,954	1,943,640	10,282	57.29	7.71
6/20/2012	968,340	114,970	1,083,310	5,731	569,670	3,014	1,652,980	8,744	62.46	2.54
6/21/2012	881,710	114,390	996,100	5,269	543,610	2,876	1,539,710	8,145	63.63	1.37
6/22/2012	1,190,280	137,420	1,327,700	7,024	514,040	2,719	1,841,740	9,743	54.96	10.04
6/23/2012	1,257,700	107,830	1,365,530	7,224	460,100	2,434	1,825,630	9,658	54.88	10.12
6/24/2012	1,171,380	123,400	1,294,780	6,849	454,130	2,402	1,748,910	9,252	56.63	8.37
6/25/2012	1,112,400	142,810	1,255,210	6,640	558,630	2,955	1,813,840	9,595	58.00	7.00
6/26/2012	1,317,250	166,870	1,484,120	7,851	527,280	2,789	2,011,400	10,640	56.96	8.04
6/27/2012	1,010,420	117,790	1,128,210	5,968	552,640	2,923	1,680,850	8,892	60.71	4.29
6/28/2012	870,650	97,780	968,430	5,123	538,860	2,851	1,507,290	7,974	62.67	2.33
6/29/2012	844,010	86,130	930,140	4,920	518,930	2,745	1,449,070	7,666	63.29	1.71
6/30/2012	840,850	72,430	913,280	4,831	405,340	2,144	1,318,620	6,975	62.50	2.50
6/1/2013	1,003,340	92,410	1,095,750	5,797	436,390	2,309	1,532,140	8,105	61.17	3.83
6/2/2013	985,880	131,660	1,117,540	5,912	432,260	2,287	1,549,800	8,198	61.71	3.29
6/3/2013	989,970	151,040	1,141,010	6,036	562,060	2,973	1,703,070	9,009	59.96	5.04
6/4/2013	888,820	119,980	1,008,800	5,337	540,590	2,860	1,549,390	8,196	66.75	0.00
6/5/2013	865,980	122,840	988,820	5,231	494,430	2,616	1,483,250	7,846	67.67	0.00
6/6/2013	854,540	121,220	975,760	5,162	508,880	2,692	1,484,640	7,854	67.50	0.00
6/7/2013	908,860	116,800	1,025,660	5,426	483,900	2,560	1,509,560	7,986	62.17	2.83
6/8/2013	937,150	97,860	1,035,010	5,475	422,880	2,237	1,457,890	7,712	60.92	4.08
6/9/2013	1,009,420	140,300	1,149,720	6,082	460,490	2,436	1,610,210	8,518	60.13	4.87
6/10/2013	987,340	149,090	1,136,430	6,012	594,790	3,146	1,731,220	9,158	60.29	4.71
6/11/2013	1,091,630	157,620	1,249,250	6,609	590,150	3,122	1,839,400	9,730	58.46	6.54
6/12/2013	1,068,050	147,460	1,215,510	6,430	552,740	2,924	1,768,250	9,354	58.63	6.37
6/13/2013	1,022,590	143,930	1,166,520	6,171	558,380	2,954	1,724,900	9,125	60.00	5.00
6/14/2013	1,059,510	133,830	1,193,340	6,313	486,260	2,572	1,679,600	8,885	59.13	5.87
6/15/2013	902,520	85,380	987,900	5,226	396,930	2,100	1,384,830	7,326	64.75	0.25
6/16/2013	845,770	103,900	949,670	5,024	390,140	2,064	1,339,810	7,088	64.38	0.62

Date	Firm Sales Volumes (Therms)		Interruptible Sales Volumes (Therms)		Total Sales Volumes (Therms)		Total Sales Emissions (mtCO ₂ e)		Transportation Volumes (Therms)		Transportation Emissions (mtCO ₂ e)		Total Volumes (Therms)		Total Emissions (mtCO ₂ e)		Average Daily Temp. (°F)		HDD65
	Sales Volumes (Therms)	Interruptible Sales Volumes (Therms)	Total Sales Volumes (Therms)	Total Sales Emissions (mtCO ₂ e)	Transportation Volumes (Therms)	Transportation Emissions (mtCO ₂ e)	Total Volumes (Therms)	Total Emissions (mtCO ₂ e)	Transportation Volumes (Therms)	Transportation Emissions (mtCO ₂ e)	Total Volumes (Therms)	Total Emissions (mtCO ₂ e)	Average Daily Temp. (°F)	HDD65					
6/17/2013	847,470	124,680	972,150	5,143	541,150	2,863	1,513,300	8,005	64.58	0.42									
6/18/2013	874,690	126,600	1,001,290	5,297	565,640	2,992	1,566,930	8,289	63.33	1.67									
6/19/2013	959,510	138,170	1,097,680	5,807	527,780	2,792	1,625,460	8,599	60.38	4.62									
6/20/2013	1,182,670	163,400	1,346,070	7,121	575,540	3,045	1,921,610	10,165	57.96	7.04									
6/21/2013	1,018,980	123,310	1,142,290	6,043	543,820	2,877	1,686,110	8,920	60.58	4.42									
6/22/2013	818,560	76,530	895,090	4,735	413,170	2,186	1,308,260	6,921	66.21	0.00									
6/23/2013	794,920	97,710	892,630	4,722	408,340	2,160	1,300,970	6,882	64.63	0.37									
6/24/2013	875,880	131,000	1,006,880	5,326	536,000	2,855	1,542,880	8,162	62.46	2.54									
6/25/2013	869,870	121,160	991,030	5,243	565,120	2,989	1,556,150	8,232	63.21	1.79									
6/26/2013	858,280	111,730	970,010	5,131	559,330	2,959	1,529,340	8,090	64.38	0.62									
6/27/2013	843,140	110,140	953,280	5,043	580,310	3,070	1,533,590	8,113	65.88	0.00									
6/28/2013	758,370	89,270	847,640	4,484	539,190	2,852	1,386,830	7,336	73.38	0.00									
6/29/2013	703,730	73,690	777,420	4,113	442,170	2,339	1,219,590	6,452	74.25	0.00									
6/30/2013	660,730	86,960	747,690	3,955	437,630	2,315	1,185,320	6,270	78.38	0.00									
6/1/2014	969,370	61,950	1,031,320	5,456	406,330	2,149	1,437,650	7,605	60.33	4.67									
6/2/2014	917,250	89,810	1,007,060	5,327	552,240	2,921	1,559,300	8,249	60.58	4.42									
6/3/2014	1,032,090	120,070	1,152,160	6,095	581,340	3,075	1,733,500	9,170	57.71	7.29									
6/4/2014	1,037,980	118,240	1,156,220	6,116	591,190	3,127	1,747,410	9,244	58.04	6.96									
6/5/2014	968,470	120,550	1,089,020	5,761	572,220	3,027	1,661,240	8,788	60.33	4.67									
6/6/2014	846,110	120,230	966,340	5,112	579,190	3,064	1,545,530	8,176	64.04	0.96									
6/7/2014	813,420	93,650	907,070	4,798	489,260	2,588	1,396,330	7,387	64.38	0.62									
6/8/2014	867,110	62,470	929,580	4,917	497,540	2,632	1,427,120	7,549	62.29	2.71									
6/9/2014	934,650	90,110	1,024,760	5,421	619,020	3,275	1,643,780	8,696	62.00	3.00									
6/10/2014	1,006,890	118,940	1,125,830	5,956	637,290	3,371	1,763,120	9,327	59.50	5.50									
6/11/2014	863,460	117,750	981,210	5,191	664,820	3,517	1,646,030	8,707	63.46	1.54									
6/12/2014	939,920	115,320	1,055,240	5,582	654,210	3,461	1,709,450	9,043	59.17	5.83									
6/13/2014	1,245,630	113,050	1,358,680	7,187	638,000	3,375	1,996,680	10,562	55.54	9.46									
6/14/2014	1,216,700	89,090	1,305,790	6,908	520,790	2,755	1,826,580	9,663	56.83	8.17									
6/15/2014	1,380,470	60,320	1,440,790	7,622	524,350	2,774	1,965,140	10,396	55.88	9.12									
6/16/2014	1,320,240	85,870	1,406,110	7,438	649,290	3,435	2,055,400	10,873	54.79	10.21									
6/17/2014	1,235,520	112,660	1,348,180	7,132	636,110	3,365	1,984,290	10,497	56.29	8.71									
6/18/2014	1,072,060	109,690	1,181,750	6,251	665,810	3,522	1,847,560	9,774	58.29	6.71									
6/19/2014	898,420	108,850	1,007,270	5,328	631,410	3,340	1,638,680	8,669	63.13	1.87									
6/20/2014	992,240	108,040	1,100,280	5,820	623,280	3,297	1,723,560	9,118	58.25	6.75									
6/21/2014	932,110	85,050	1,017,160	5,381	516,820	2,734	1,533,980	8,115	61.67	3.33									
6/22/2014	868,130	55,840	923,970	4,888	490,820	2,596	1,414,790	7,484	64.96	0.04									
6/23/2014	817,410	82,020	899,430	4,758	567,810	3,004	1,467,240	7,762	65.38	0.00									
6/24/2014	793,730	108,680	902,410	4,774	560,170	2,963	1,462,580	7,737	65.13	0.00									
6/25/2014	763,490	107,980	871,470	4,610	558,670	2,955	1,430,140	7,565	67.83	0.00									
6/26/2014	830,330	106,610	936,940	4,956	574,610	3,040	1,511,550	7,996	62.79	2.21									
6/27/2014	824,610	105,830	930,440	4,922	529,640	2,802	1,460,080	7,724	61.71	3.29									
6/28/2014	844,050	81,750	925,800	4,897	434,240	2,297	1,360,040	7,195	60.79	4.21									
6/29/2014	918,240	51,230	969,470	5,128	416,040	2,201	1,385,510	7,329	61.42	3.58									
6/30/2014	859,270	71,860	931,130	4,926	544,740	2,882	1,475,870	7,807	65.96	0.00									
6/1/2015	1,137,030	100,370	1,237,400	6,546	599,960	3,174	1,837,360	9,720	56.54	8.46									
6/2/2015	1,182,940	98,030	1,280,970	6,776	620,960	3,285	1,901,930	10,061	57.50	7.50									
6/3/2015	1,145,600	97,090	1,242,690	6,574	619,140	3,275	1,861,830	9,849	59.33	5.67									
6/4/2015	989,790	97,520	1,087,310	5,752	614,430	3,250	1,701,740	9,002	62.54	2.46									
6/5/2015	872,300	77,470	949,770	5,024	540,430	2,859	1,490,200	7,883	68.21	0.00									

Date	Firm Sales Volumes (Therms)	Interruptible Sales Volumes (Therms)	Total Sales Volumes (Therms)	Total Sales Emissions (mtCO ₂ e)	Transportation Volumes (Therms)	Transportation Emissions (mtCO ₂ e)	Total Volumes (Therms)	Total Emissions (mtCO ₂ e)	Average Daily Temp. (°F)	HDD65
6/6/2015	808,920	48,770	857,690	4,537	447,260	2,366	1,304,950	6,903	71.08	0.00
6/7/2015	763,730	74,300	838,030	4,433	447,450	2,367	1,285,480	6,800	74.50	0.00
6/8/2015	775,390	103,270	878,660	4,648	549,420	2,906	1,428,080	7,555	73.25	0.00
6/9/2015	788,030	102,970	891,000	4,713	566,170	2,995	1,457,170	7,708	70.50	0.00
6/10/2015	832,770	102,870	935,640	4,950	592,640	3,135	1,528,280	8,085	63.63	1.37
6/11/2015	833,090	100,050	933,140	4,936	568,020	3,005	1,501,160	7,941	62.71	2.29
6/12/2015	940,280	73,760	1,014,040	5,364	568,160	3,006	1,582,200	8,370	59.33	5.67
6/13/2015	902,470	42,370	944,840	4,998	453,260	2,398	1,398,100	7,396	61.46	3.54
6/14/2015	811,050	68,690	879,740	4,654	461,300	2,440	1,341,040	7,094	68.25	0.00
6/15/2015	775,360	100,250	875,610	4,632	558,770	2,956	1,434,380	7,588	71.75	0.00
6/16/2015	843,160	99,590	942,750	4,987	621,260	3,286	1,564,010	8,274	61.67	3.33
6/17/2015	832,350	97,750	930,100	4,920	599,440	3,171	1,529,540	8,091	63.63	1.37
6/18/2015	809,600	96,170	905,770	4,792	554,830	2,935	1,460,600	7,727	64.92	0.08
6/19/2015	843,410	72,330	915,740	4,844	547,640	2,897	1,463,380	7,741	63.33	1.67
6/20/2015	830,820	38,360	869,180	4,598	487,080	2,577	1,356,260	7,175	65.33	0.00
6/21/2015	792,680	60,150	852,830	4,511	471,920	2,496	1,324,750	7,008	67.17	0.00
6/22/2015	802,260	95,160	897,420	4,747	598,550	3,166	1,495,970	7,914	64.42	0.58
6/23/2015	764,990	93,860	858,850	4,543	596,210	3,154	1,455,060	7,697	65.83	0.00
6/24/2015	767,310	92,050	859,360	4,546	615,260	3,255	1,474,620	7,801	69.67	0.00
6/25/2015	701,180	87,760	788,940	4,173	603,590	3,193	1,392,530	7,366	73.29	0.00
6/26/2015	685,540	64,570	750,110	3,968	551,360	2,917	1,301,470	6,885	76.21	0.00
6/27/2015	669,310	31,920	701,230	3,710	474,310	2,509	1,175,540	6,219	78.67	0.00
6/28/2015	670,810	55,930	726,740	3,844	482,670	2,553	1,209,410	6,398	73.46	0.00
6/29/2015	668,510	87,790	756,300	4,001	601,650	3,183	1,357,950	7,184	73.21	0.00
6/30/2015	671,840	87,620	759,460	4,018	609,470	3,224	1,368,930	7,242	71.54	0.00
6/1/2016	861,440	94,510	955,950	5,057	627,520	3,320	1,583,470	8,377	64.67	0.33
6/2/2016	935,570	91,740	1,027,310	5,434	628,860	3,327	1,656,170	8,761	62.58	2.42
6/3/2016	826,160	67,180	893,340	4,726	615,970	3,258	1,509,310	7,984	68.00	0.00
6/4/2016	786,130	39,180	825,310	4,366	469,720	2,485	1,295,030	6,851	72.88	0.00
6/5/2016	722,200	64,300	786,500	4,161	441,220	2,334	1,227,720	6,495	79.17	0.00
6/6/2016	744,000	94,950	838,950	4,438	587,670	3,109	1,426,620	7,547	74.71	0.00
6/7/2016	750,850	96,800	847,650	4,484	629,230	3,329	1,476,880	7,813	71.04	0.00
6/8/2016	881,380	96,480	977,860	5,173	662,000	3,502	1,639,860	8,675	60.79	4.21
6/9/2016	1,011,720	95,670	1,107,390	5,858	654,290	3,461	1,761,680	9,319	57.38	7.62
6/10/2016	1,120,650	72,390	1,193,040	6,311	630,060	3,333	1,823,100	9,644	54.79	10.21
6/11/2016	1,134,540	41,190	1,175,730	6,220	498,910	2,639	1,674,640	8,859	57.33	7.67
6/12/2016	1,003,640	62,040	1,065,680	5,637	517,910	2,740	1,583,590	8,377	61.00	4.00
6/13/2016	1,208,330	90,700	1,299,030	6,872	662,060	3,502	1,961,090	10,374	56.83	8.17
6/14/2016	1,609,410	93,060	1,702,470	9,006	672,590	3,558	2,375,060	12,564	52.42	12.58
6/15/2016	1,326,760	94,510	1,421,270	7,519	692,220	3,662	2,113,490	11,180	55.33	9.67
6/16/2016	1,108,500	93,230	1,201,730	6,357	664,060	3,513	1,865,790	9,870	59.00	6.00
6/17/2016	1,112,600	68,150	1,180,750	6,246	604,830	3,200	1,785,580	9,446	58.04	6.96
6/18/2016	1,357,860	38,280	1,396,140	7,386	503,780	2,665	1,899,920	10,051	56.75	8.25
6/19/2016	1,050,240	60,450	1,110,690	5,876	449,400	2,377	1,560,090	8,253	59.79	5.21
6/20/2016	927,210	86,580	1,013,790	5,363	597,580	3,161	1,611,370	8,524	63.00	2.00
6/21/2016	937,040	85,160	1,022,200	5,407	629,660	3,331	1,651,860	8,738	61.63	3.37
6/22/2016	871,720	89,750	961,470	5,086	577,550	3,055	1,539,020	8,141	63.50	1.50
6/23/2016	1,017,370	88,530	1,105,900	5,850	594,980	3,147	1,700,880	8,998	58.67	6.33
6/24/2016	1,059,330	63,100	1,122,430	5,938	569,910	3,015	1,692,340	8,952	58.79	6.21

Date	Firm Sales Volumes (Therms)	Interruptible Sales Volumes (Therms)	Total Sales Volumes (Therms)	Total Sales Emissions (mtCO ₂ e)	Transportation Volumes (Therms)	Transportation Emissions (mtCO ₂ e)	Total Volumes (Therms)	Total Emissions (mtCO ₂ e)	Average Daily Temp. (°F)	HDD65
6/25/2016	937,470	31,180	968,650	5,124	466,420	2,467	1,435,070	7,592	62.46	2.54
6/26/2016	819,410	53,890	873,300	4,620	449,470	2,378	1,322,770	6,997	67.75	0.00
6/27/2016	796,020	81,660	877,680	4,643	580,890	3,073	1,458,570	7,716	71.21	0.00
6/28/2016	816,720	82,100	898,820	4,755	613,960	3,248	1,512,780	8,003	63.67	1.33
6/29/2016	854,880	83,620	938,500	4,965	620,990	3,285	1,559,490	8,250	61.67	3.33
6/30/2016	863,170	82,600	945,770	5,003	578,490	3,060	1,524,260	8,063	61.96	3.04
6/1/2017	1,000,790	100,690	1,101,480	5,827	566,760	2,998	1,668,240	8,825	60.29	4.71
6/2/2017	971,290	73,320	1,044,610	5,526	567,970	3,005	1,612,580	8,531	62.13	2.87
6/3/2017	1,091,900	39,990	1,131,890	5,988	492,510	2,605	1,624,400	8,593	58.92	6.08
6/4/2017	1,237,800	64,940	1,302,740	6,891	461,230	2,440	1,763,970	9,331	58.25	6.75
6/5/2017	1,067,120	98,510	1,165,630	6,166	574,840	3,041	1,740,470	9,207	61.38	3.62
6/6/2017	873,640	100,500	974,140	5,153	562,560	2,976	1,536,700	8,129	67.83	0.00
6/7/2017	822,030	102,390	924,420	4,890	555,040	2,936	1,479,460	7,826	66.46	0.00
6/8/2017	1,065,360	101,160	1,166,520	6,171	554,470	2,933	1,720,990	9,104	57.13	7.87
6/9/2017	1,238,890	76,110	1,315,000	6,956	591,570	3,129	1,906,570	10,086	54.79	10.21
6/10/2017	1,167,500	45,380	1,212,880	6,416	464,700	2,458	1,677,580	8,874	57.38	7.62
6/11/2017	1,056,380	67,770	1,124,150	5,947	448,300	2,372	1,572,450	8,318	59.50	5.50
6/12/2017	1,248,150	97,360	1,345,510	7,118	606,820	3,210	1,952,330	10,328	56.88	8.12
6/13/2017	1,312,350	97,280	1,409,630	7,457	603,650	3,193	2,013,280	10,650	56.67	8.33
6/14/2017	1,174,110	99,670	1,273,780	6,738	570,260	3,017	1,844,040	9,755	57.33	7.67
6/15/2017	1,293,000	99,430	1,392,430	7,366	518,110	2,741	1,910,540	10,107	57.54	7.46
6/16/2017	1,121,990	74,630	1,196,620	6,330	437,000	2,723	1,711,400	9,053	59.21	5.79
6/17/2017	1,123,400	41,420	1,164,820	6,162	437,000	2,312	1,601,820	8,474	56.92	8.08
6/18/2017	1,031,360	65,200	1,096,560	5,801	446,930	2,364	1,543,490	8,165	61.21	3.79
6/19/2017	893,240	95,730	988,970	5,232	590,820	3,125	1,579,790	8,357	63.25	1.75
6/20/2017	997,320	92,920	1,090,240	5,767	659,930	3,491	1,750,170	9,258	63.08	1.92
6/21/2017	1,066,610	91,320	1,157,930	6,125	676,080	3,576	1,834,010	9,702	60.54	4.46
6/22/2017	949,880	94,960	1,044,840	5,527	649,060	3,434	1,693,900	8,961	64.00	1.00
6/23/2017	889,340	68,610	957,950	5,068	572,470	3,028	1,530,420	8,096	69.33	0.00
6/24/2017	790,040	34,230	824,270	4,360	483,950	2,560	1,308,220	6,920	75.71	0.00
6/25/2017	706,680	55,770	762,450	4,033	479,990	2,539	1,242,440	6,573	79.54	0.00
6/26/2017	804,060	87,160	891,220	4,715	575,700	3,045	1,466,920	7,760	63.29	1.71
6/27/2017	871,500	86,270	957,770	5,067	624,960	3,306	1,582,730	8,373	61.00	4.00
6/28/2017	928,740	87,460	1,016,200	5,376	666,050	3,523	1,682,250	8,899	59.96	5.04
6/29/2017	827,880	87,800	915,680	4,844	611,900	3,237	1,527,580	8,081	64.79	0.21
6/30/2017	781,700	62,330	844,030	4,465	660,150	3,492	1,504,180	7,957	69.92	0.00
6/1/2018	1,257,180	78,800	1,335,980	7,067	500,440	2,647	1,836,420	9,715	57.54	7.46
6/2/2018	981,770	41,870	1,023,640	5,415	399,700	2,114	1,423,340	7,529	64.63	0.37
6/3/2018	1,243,890	65,140	1,309,030	6,925	423,720	2,241	1,732,750	9,166	56.96	8.04
6/4/2018	1,348,210	98,740	1,446,950	7,654	553,120	2,926	2,000,070	10,580	57.00	8.00
6/5/2018	1,175,120	101,020	1,276,140	6,751	562,250	2,974	1,838,390	9,725	58.54	6.46
6/6/2018	994,570	103,260	1,097,830	5,808	555,910	2,941	1,653,740	8,748	62.71	2.29
6/7/2018	1,037,580	104,050	1,141,630	6,039	526,160	2,783	1,667,790	8,823	60.04	4.96
6/8/2018	1,286,650	76,930	1,363,580	7,213	515,910	2,729	1,879,490	9,943	57.33	7.67
6/9/2018	1,430,220	43,070	1,473,290	7,794	443,240	2,345	1,916,530	10,138	54.63	10.37
6/10/2018	1,607,320	70,850	1,678,170	8,878	491,050	2,598	2,169,220	11,475	53.25	11.75
6/11/2018	1,300,400	102,830	1,403,230	7,423	615,900	3,258	2,019,130	10,681	58.33	6.67
6/12/2018	1,138,760	102,520	1,241,280	6,566	641,420	3,393	1,882,700	9,959	60.13	4.87
6/13/2018	1,266,300	103,440	1,369,740	7,246	622,230	3,292	1,991,970	10,538	59.38	5.62

Date	Firm Sales Volumes (Therms)		Interruptible Sales Volumes (Therms)		Total Sales Volumes (Therms)		Total Sales Emissions (mtCO ₂ e)		Transportation Volumes (Therms)		Transportation Emissions (mtCO ₂ e)		Total Volumes (Therms)		Total Emissions (mtCO ₂ e)		Average Daily Temp. (°F)		HDD65
	Sales Volumes (Therms)	Interruptible Sales Volumes (Therms)	Total Sales Volumes (Therms)	Total Sales Emissions (mtCO ₂ e)	Transportation Volumes (Therms)	Transportation Emissions (mtCO ₂ e)	Total Volumes (Therms)	Total Emissions (mtCO ₂ e)	Transportation Volumes (Therms)	Transportation Emissions (mtCO ₂ e)	Total Volumes (Therms)	Total Emissions (mtCO ₂ e)	Average Daily Temp. (°F)	HDD65					
6/14/2018	1,250,360	103,540	1,353,900	7,162	659,450	3,488	2,013,350	10,651	58.92	6.08									
6/15/2018	1,059,930	76,150	1,136,080	6,010	580,390	3,070	1,716,470	9,080	62.58	2.42									
6/16/2018	959,500	41,300	1,000,800	5,294	465,370	2,462	1,466,170	7,756	65.96	0.00									
6/17/2018	825,320	65,890	891,210	4,715	489,450	2,589	1,380,660	7,304	74.33	0.00									
6/18/2018	783,010	99,400	882,410	4,668	592,690	3,135	1,475,100	7,803	73.63	0.00									
6/19/2018	771,180	99,940	871,120	4,608	622,410	3,293	1,493,530	7,901	69.96	0.00									
6/20/2018	767,410	97,380	864,790	4,575	643,510	3,404	1,508,300	7,979	73.04	0.00									
6/21/2018	865,780	95,120	960,900	5,083	646,140	3,418	1,607,040	8,501	62.46	2.54									
6/22/2018	929,670	71,500	1,001,170	5,296	578,310	3,059	1,579,480	8,355	61.13	3.87									
6/23/2018	942,620	36,000	978,620	5,177	486,160	2,572	1,464,780	7,749	62.38	2.62									
6/24/2018	869,700	59,190	928,890	4,914	475,780	2,517	1,404,670	7,431	64.96	0.04									
6/25/2018	966,550	90,530	1,057,080	5,592	614,150	3,249	1,671,230	8,841	60.92	4.08									
6/26/2018	971,330	91,520	1,062,850	5,622	638,520	3,378	1,701,370	9,000	61.38	3.62									
6/27/2018	991,030	91,030	1,082,060	5,724	646,940	3,422	1,729,000	9,146	60.75	4.25									
6/28/2018	991,410	90,740	1,082,150	5,725	611,950	3,237	1,694,100	8,962	60.17	4.83									
6/29/2018	912,080	64,020	976,100	5,164	597,680	3,162	1,573,780	8,325	63.13	1.87									
6/30/2018	991,700	29,180	1,020,880	5,400	529,790	2,803	1,550,670	8,141	61.75	4.04									
6/1/2019	975,220	40,590	1,015,810	5,374	523,140	2,767	1,538,950	8,141	61.75	3.25									
6/2/2019	957,410	64,080	1,021,490	5,404	503,050	2,661	1,524,540	8,065	61.88	3.12									
6/3/2019	1,082,050	94,680	1,176,730	6,225	630,260	3,334	1,806,990	9,559	59.75	5.25									
6/4/2019	1,037,300	95,780	1,133,080	5,994	620,650	3,283	1,753,730	9,277	61.04	3.96									
6/5/2019	1,185,770	96,460	1,282,230	6,783	611,070	3,233	1,893,300	10,016	58.33	6.67									
6/6/2019	1,373,070	96,740	1,469,810	7,775	604,810	3,199	2,074,620	10,975	55.96	9.04									
6/7/2019	1,586,330	71,820	1,658,150	8,772	584,110	3,090	2,242,260	11,862	53.88	11.12									
6/8/2019	1,271,500	38,490	1,309,990	6,930	495,050	2,619	1,805,040	9,549	58.46	6.54									
6/9/2019	1,098,360	64,240	1,162,600	6,150	490,720	2,596	1,653,320	8,746	62.13	2.87									
6/10/2019	919,240	98,240	1,017,480	5,382	605,790	3,205	1,623,270	8,587	66.63	0.00									
6/11/2019	803,740	98,490	902,230	4,773	635,180	3,360	1,537,410	8,133	72.88	0.00									
6/12/2019	753,010	98,390	851,400	4,504	560,580	2,965	1,411,980	7,469	79.08	0.00									
6/13/2019	822,860	97,880	920,740	4,871	562,000	2,973	1,482,740	7,844	67.46	0.00									
6/14/2019	940,880	72,020	1,012,900	5,358	572,540	3,029	1,585,440	8,387	61.17	3.83									
6/15/2019	942,880	37,720	980,600	5,187	479,730	2,538	1,460,330	7,725	62.63	2.37									
6/16/2019	889,490	62,570	952,060	5,036	462,210	2,445	1,414,270	7,481	62.79	2.21									
6/17/2019	853,080	94,440	947,520	5,012	558,090	2,952	1,505,610	7,965	63.42	1.58									
6/18/2019	1,005,590	95,640	1,101,230	5,826	606,130	3,206	1,707,360	9,032	60.21	4.79									
6/19/2019	1,150,440	95,720	1,246,160	6,592	599,970	3,174	1,846,130	9,766	58.33	6.67									
6/20/2019	1,102,950	91,950	1,194,900	6,321	617,710	3,268	1,812,610	9,589	58.46	6.54									
6/21/2019	994,170	64,250	1,058,420	5,599	566,240	2,995	1,624,660	8,594	61.17	3.83									
6/22/2019	1,067,020	33,550	1,100,570	5,822	500,850	2,649	1,601,420	8,472	58.96	6.04									
6/23/2019	1,227,690	57,600	1,285,290	6,799	510,430	2,700	1,795,720	9,499	58.33	6.67									
6/24/2019	1,130,260	87,760	1,218,020	6,443	604,320	3,197	1,822,340	9,640	59.88	5.12									
6/25/2019	950,430	87,380	1,037,810	5,490	592,850	3,136	1,630,660	8,626	62.50	2.50									
6/26/2019	936,920	88,990	1,025,910	5,427	574,700	3,040	1,600,610	8,467	61.29	3.71									
6/27/2019	979,750	87,110	1,066,860	5,644	598,290	3,165	1,665,150	8,809	60.67	4.33									
6/28/2019	939,310	60,810	1,000,120	5,291	643,050	3,402	1,643,170	8,692	63.04	1.96									
6/29/2019	907,890	28,030	935,920	4,951	545,900	2,888	1,481,820	7,839	65.25	0.00									
6/30/2019	822,060	52,270	874,330	4,625	540,420	2,859	1,414,750	7,484	69.21	0.00									
6/1/2020	1,216,810	90,310	1,307,120	6,915	551,610	2,918	1,858,730	9,833	58.71	6.29									
6/2/2020	1,279,030	90,110	1,369,140	7,243	551,530	2,918	1,920,670	10,160	56.75	8.25									

Date	Firm Sales Volumes (Therms)	Interruptible Sales Volumes (Therms)	Total Sales Volumes (Therms)	Total Sales Emissions (mtCO ₂ e)	Transportation Volumes (Therms)	Transportation Emissions (mtCO ₂ e)	Total Volumes (Therms)	Total Emissions (mtCO ₂ e)	Average Daily Temp. (°F)	HDD65
6/3/2020	1,203,160	89,900	1,293,060	6,840	556,790	2,945	1,849,850	9,786	57.79	7.21
6/4/2020	1,157,480	88,570	1,246,050	6,592	550,810	2,914	1,796,860	9,505	59.33	5.67
6/5/2020	1,170,160	63,890	1,234,050	6,528	516,100	2,730	1,750,150	9,258	57.75	7.25
6/6/2020	1,283,860	33,740	1,317,600	6,970	450,270	2,382	1,767,870	9,352	55.46	9.54
6/7/2020	1,335,260	57,930	1,393,190	7,370	445,130	2,355	1,838,320	9,725	55.67	9.33
6/8/2020	1,285,650	88,160	1,373,810	7,267	550,490	2,912	1,924,300	10,180	56.92	8.08
6/9/2020	1,356,240	90,390	1,446,630	7,653	498,890	2,639	1,945,520	10,292	56.04	8.96
6/10/2020	942,890	92,750	1,035,640	5,479	488,930	2,586	1,524,570	8,065	62.63	2.37
6/11/2020	972,400	90,910	1,063,310	5,625	459,020	2,428	1,522,330	8,053	62.00	3.00
6/12/2020	1,329,680	63,880	1,395,560	7,383	464,470	2,457	1,860,030	9,840	56.29	8.71
6/13/2020	1,428,410	35,530	1,463,940	7,744	338,310	1,790	1,802,250	9,534	56.13	8.87
6/14/2020	1,278,810	59,380	1,338,190	7,079	344,440	1,822	1,682,630	8,901	57.71	7.29
6/15/2020	1,434,740	87,850	1,522,590	8,055	459,830	2,433	1,982,420	10,487	56.50	8.50
6/16/2020	1,302,720	88,570	1,391,290	7,360	559,440	2,959	1,950,730	10,319	58.21	6.79
6/17/2020	1,068,250	88,510	1,156,760	6,119	582,940	3,084	1,739,700	9,203	61.75	3.25
6/18/2020	924,230	87,880	1,012,110	5,354	605,190	3,201	1,617,300	8,556	64.96	0.04
6/19/2020	835,590	63,020	898,610	4,754	567,210	3,001	1,465,820	7,754	69.17	0.00
6/20/2020	867,390	29,540	896,930	4,745	433,700	2,294	1,330,630	7,039	64.42	0.58
6/21/2020	956,240	52,080	1,008,320	5,334	440,600	2,331	1,448,920	7,665	62.67	2.33
6/22/2020	870,740	83,910	954,650	5,050	575,580	3,045	1,530,230	8,095	66.17	0.00
6/23/2020	801,850	84,400	886,250	4,688	539,920	2,856	1,426,170	7,544	70.75	0.00
6/24/2020	808,210	83,570	891,780	4,718	634,090	3,354	1,525,870	8,072	67.71	0.00
6/25/2020	813,970	81,590	895,560	4,738	568,920	3,010	1,464,480	7,747	67.83	0.00
6/26/2020	820,550	57,590	878,140	4,645	509,540	2,695	1,387,680	7,341	68.88	0.00
6/27/2020	1,103,920	25,840	1,129,760	5,976	422,910	2,237	1,552,670	8,214	58.92	6.08
6/28/2020	1,042,570	48,710	1,091,280	5,773	400,760	2,120	1,492,040	7,893	59.88	5.12
6/29/2020	952,610	78,970	1,031,580	5,457	540,970	2,862	1,572,550	8,319	61.08	3.92
6/30/2020	1,115,980	80,050	1,196,030	6,327	545,170	2,884	1,741,200	9,211	59.17	5.83
6/1/2021	841,860	61,260	903,120	4,778	558,240	2,953	1,461,360	7,731	73.21	0.00
6/2/2021	876,100	60,440	936,540	4,954	525,320	2,779	1,461,860	7,733	72.17	0.00
6/3/2021	911,280	59,960	971,240	5,138	548,990	2,904	1,520,230	8,042	64.21	0.79
6/4/2021	1,017,820	42,950	1,060,770	5,611	542,440	2,870	1,603,210	8,481	58.33	6.67
6/5/2021	1,289,450	21,850	1,311,300	6,937	476,710	2,522	1,788,010	9,459	57.21	7.79
6/6/2021	1,975,490	38,900	2,014,390	10,656	488,060	2,582	2,502,450	13,238	50.17	14.83
6/7/2021	1,679,880	61,150	1,741,030	9,210	582,820	3,083	2,323,850	12,293	52.75	12.25
6/8/2021	1,380,500	61,760	1,442,260	7,630	584,000	3,089	2,026,260	10,719	56.38	8.62
6/9/2021	1,293,420	62,270	1,355,690	7,172	594,620	3,146	1,950,310	10,317	56.71	8.29
6/10/2021	1,295,020	62,860	1,357,880	7,183	543,540	2,875	1,901,420	10,059	57.29	7.71
6/11/2021	1,460,830	44,510	1,505,340	7,963	570,930	3,020	2,076,270	10,983	55.79	9.21
6/12/2021	990,950	21,870	1,012,820	5,358	448,140	2,371	1,460,960	7,728	62.54	2.46
6/13/2021	1,048,010	39,680	1,087,690	5,754	415,130	2,196	1,502,820	7,950	60.13	4.87
6/14/2021	1,124,320	61,550	1,185,870	6,273	510,920	2,703	1,696,790	8,976	59.50	5.50
6/15/2021	1,106,900	61,030	1,167,930	6,178	530,590	2,807	1,698,520	8,985	59.79	5.21
6/16/2021	1,068,980	60,670	1,129,650	5,976	532,470	2,817	1,662,120	8,793	62.13	2.87
6/17/2021	987,350	59,310	1,046,660	5,537	501,520	2,653	1,548,180	8,190	65.54	0.00
6/18/2021	979,030	42,390	1,021,420	5,403	483,750	2,559	1,505,170	7,962	64.04	0.96
6/19/2021	896,000	20,640	916,640	4,849	397,220	2,101	1,313,860	6,950	64.63	0.37
6/20/2021	812,820	35,360	848,180	4,487	424,080	2,243	1,272,260	6,730	70.04	0.00
6/21/2021	780,210	56,110	836,320	4,424	516,290	2,731	1,352,610	7,155	75.67	0.00

Date	Firm Sales Volumes (Therms)		Interruptible Sales Volumes (Therms)		Total Sales Volumes (Therms)		Total Sales Emissions (mtCO ₂ e)		Transportation Volumes (Therms)		Transportation Emissions (mtCO ₂ e)		Total Volumes (Therms)		Total Emissions (mtCO ₂ e)		Average Daily Temp. (°F)		HDD65
	Sales Volumes (Therms)	Interruptible Sales Volumes (Therms)	Total Sales Volumes (Therms)	Total Sales Emissions (mtCO ₂ e)	Transportation Volumes (Therms)	Transportation Emissions (mtCO ₂ e)	Total Volumes (Therms)	Total Emissions (mtCO ₂ e)	Transportation Volumes (Therms)	Transportation Emissions (mtCO ₂ e)	Total Volumes (Therms)	Total Emissions (mtCO ₂ e)	Average Daily Temp. (°F)	HDD65					
6/22/2021	820,390	59,020	879,410	4,652	545,220	2,884	1,424,630	7,536	67.04	0.00									
6/23/2021	880,610	58,860	939,470	4,970	541,090	2,862	1,480,560	7,832	63.46	1.54									
6/24/2021	820,520	57,020	877,540	4,642	485,310	2,567	1,362,850	7,209	68.75	0.00									
6/25/2021	759,330	38,190	797,520	4,219	462,530	2,447	1,260,050	6,666	77.08	0.00									
6/26/2021	657,690	16,930	674,620	3,569	398,140	2,106	1,072,760	5,675	85.50	0.00									
6/27/2021	597,310	33,020	630,330	3,334	409,640	2,167	1,039,970	5,501	88.71	0.00									
6/28/2021	587,090	53,960	641,050	3,391	488,720	2,585	1,129,770	5,976	91.71	0.00									
6/29/2021	704,020	55,140	759,160	4,016	551,630	2,918	1,310,790	6,934	71.25	0.00									
6/30/2021	769,750	54,890	824,640	4,362	560,950	2,967	1,385,590	7,330	65.46	0.00									
6/1/2022	1,097,600	75,860	1,173,460	6,208	519,900	2,750	1,693,360	8,958	59.46	5.54									
6/2/2022	994,600	75,070	1,069,670	5,659	499,600	2,643	1,569,270	8,301	63.08	1.92									
6/3/2022	1,181,360	52,000	1,233,360	6,524	497,640	2,633	1,731,000	9,157	57.46	7.54									
6/4/2022	1,048,910	24,280	1,073,190	5,677	404,560	2,140	1,477,750	7,817	59.79	5.21									
6/5/2022	1,243,280	46,740	1,290,020	6,824	463,640	2,453	1,753,660	9,277	58.83	6.17									
6/6/2022	1,391,990	73,100	1,465,090	7,750	561,080	2,968	2,026,170	10,718	57.04	7.96									
6/7/2022	1,081,490	74,780	1,156,270	6,117	536,960	2,841	1,693,230	8,957	61.29	3.71									
6/8/2022	1,003,160	78,590	1,081,750	5,722	552,640	2,923	1,634,390	8,646	61.58	3.42									
6/9/2022	1,333,060	76,160	1,409,220	7,455	532,100	2,815	1,941,320	10,270	56.00	9.00									
6/10/2022	1,131,930	54,200	1,186,130	6,275	471,380	2,494	1,657,510	8,768	59.75	5.25									
6/11/2022	1,098,830	23,890	1,122,720	5,939	431,300	2,282	1,554,020	8,221	60.17	4.83									
6/12/2022	1,592,370	46,010	1,638,380	8,667	462,920	2,449	2,101,300	11,116	53.92	11.08									
6/13/2022	1,868,860	74,150	1,943,010	10,279	555,770	2,940	2,498,780	13,219	52.54	12.46									
6/14/2022	1,626,320	75,970	1,702,290	9,005	555,310	2,938	2,257,600	11,943	54.79	10.21									
6/15/2022	1,544,160	77,190	1,621,350	8,577	575,590	3,045	2,196,940	11,622	55.13	9.87									
6/16/2022	1,216,030	75,440	1,291,470	6,832	558,310	2,953	1,849,780	9,785	59.08	5.92									
6/17/2022	1,623,240	51,370	1,674,610	8,859	542,350	2,869	2,216,960	11,728	54.63	10.37									
6/18/2022	1,538,340	23,190	1,561,530	8,260	441,320	2,335	2,002,850	10,595	55.71	9.29									
6/19/2022	1,281,970	44,220	1,326,190	7,016	428,160	2,265	1,754,350	9,281	58.00	7.00									
6/20/2022	1,241,860	71,540	1,313,400	6,948	558,910	2,957	1,872,310	9,905	59.04	5.96									
6/21/2022	988,400	71,720	1,060,120	5,608	529,550	2,801	1,589,670	8,409	62.96	2.04									
6/22/2022	1,083,890	72,240	1,156,130	6,116	555,530	2,939	1,711,660	9,055	60.50	4.50									
6/23/2022	1,126,290	71,770	1,198,060	6,338	551,810	2,919	1,749,870	9,257	60.13	4.87									
6/24/2022	994,220	48,020	1,042,240	5,513	512,060	2,709	1,554,300	8,222	65.42	0.00									
6/25/2022	833,430	18,800	852,230	4,508	396,710	2,099	1,248,940	6,607	74.38	0.00									
6/26/2022	756,370	40,310	796,680	4,214	414,050	2,190	1,210,730	6,405	78.08	0.00									
6/27/2022	810,360	67,150	877,510	4,642	496,070	2,624	1,373,580	7,266	75.79	0.00									
6/28/2022	951,180	69,290	1,020,470	5,398	556,060	2,942	1,576,530	8,340	58.71	6.29									
6/29/2022	1,021,400	69,760	1,091,160	5,772	530,230	2,805	1,621,390	8,577	59.58	5.42									
6/30/2022	910,920	69,090	980,010	5,184	524,980	2,777	1,504,990	7,961	64.50	0.50									
6/1/2023	1,490,940	74,370	1,565,310	8,280	522,590	2,765	2,087,900	11,045	58.13	6.87									
6/2/2023	1,349,600	52,110	1,401,710	7,415	496,980	2,629	1,898,690	10,044	59.92	5.08									
6/3/2023	1,295,710	24,080	1,319,790	6,982	434,650	2,299	1,754,440	9,281	60.96	4.04									
6/4/2023	1,368,200	45,880	1,414,080	7,480	448,500	2,373	1,862,580	9,853	59.83	5.17									
6/5/2023	1,277,480	72,940	1,350,420	7,144	520,540	2,754	1,870,960	9,897	61.71	3.29									
6/6/2023	968,290	72,820	1,041,110	5,507	507,000	2,682	1,548,110	8,190	68.21	0.00									
6/7/2023	885,250	73,910	959,160	5,074	495,840	2,623	1,455,000	7,697	71.54	0.00									
6/8/2023	913,030	76,650	989,680	5,235	510,790	2,702	1,500,470	7,937	62.25	2.75									
6/9/2023	1,289,540	52,210	1,341,750	7,098	500,860	2,650	1,842,610	9,747	53.75	11.25									
6/10/2023	1,544,440	25,310	1,569,750	8,304	417,470	2,208	1,987,220	10,512	55.67	9.33									

Date	Firm Sales Volumes (Therms)	Interruptible Sales Volumes (Therms)	Total Sales Volumes (Therms)	Total Sales Emissions (mtCO ₂ e)	Transportation Volumes (Therms)	Transportation Emissions (mtCO ₂ e)	Total Volumes (Therms)	Total Emissions (mtCO ₂ e)	Average Daily Temp. (°F)	HDD65
6/11/2023	1,262,990	45,000	1,307,990	6,919	350,770	1,856	1,658,760	8,775	62.67	2.33
6/12/2023	1,110,250	72,240	1,182,490	6,255	449,010	2,375	1,631,500	8,631	69.71	0.00
6/13/2023	1,322,520	73,840	1,396,360	7,387	495,120	2,619	1,891,480	10,006	58.92	6.08
6/14/2023	1,496,130	75,100	1,571,230	8,312	512,870	2,713	2,084,100	11,025	57.21	7.79
6/15/2023	1,294,010	75,030	1,369,040	7,242	444,870	2,353	1,813,910	9,596	59.04	5.96
6/16/2023	1,227,810	51,630	1,279,440	6,768	406,470	2,150	1,685,910	8,918	60.58	4.42
6/17/2023	1,579,560	22,390	1,601,950	8,474	390,940	2,068	1,992,890	10,542	54.75	10.25
6/18/2023	1,597,820	44,370	1,642,190	8,687	419,540	2,219	2,061,730	10,907	52.63	12.37
6/19/2023	1,564,270	70,720	1,634,990	8,649	464,490	2,457	2,099,480	11,106	54.04	10.96
6/20/2023	1,619,530	71,920	1,691,450	8,948	469,130	2,482	2,160,580	11,429	54.08	10.92
6/21/2023	1,207,430	71,650	1,279,080	6,766	451,850	2,390	1,730,930	9,157	60.38	4.62
6/22/2023	1,006,890	70,490	1,077,380	5,699	467,190	2,471	1,544,570	8,171	64.75	0.25
6/23/2023	1,027,460	48,480	1,075,940	5,692	497,020	2,629	1,572,960	8,321	66.46	0.00
6/24/2023	1,214,590	19,380	1,233,970	6,528	428,070	2,264	1,662,040	8,792	60.13	4.87
6/25/2023	1,135,780	40,190	1,175,970	6,221	399,970	2,116	1,575,940	8,337	64.46	0.54
6/26/2023	1,171,510	66,870	1,238,380	6,551	499,160	2,641	1,737,540	9,192	61.50	3.50
6/27/2023	1,152,050	67,300	1,219,350	6,450	516,840	2,734	1,736,190	9,184	62.25	2.75
6/28/2023	1,147,570	68,690	1,216,260	6,434	459,010	2,428	1,675,270	8,862	65.17	0.00
6/29/2023	1,077,350	67,640	1,144,990	6,057	466,130	2,466	1,611,120	8,523	66.92	0.00
6/30/2023	1,003,240	45,860	1,049,100	5,550	454,070	2,402	1,503,170	7,952	68.13	0.00

	Firm Sales Volumes (Therms)	Interruptible Sales Volumes (Therms)	Total Sales Volumes (Therms)	Total Sales Emissions (mtCO)	Transportation Volumes (Therms)	Transportation Emissions (mtCO)	Total Volumes (Therms)	Total Emissions (mtCO)	Average Daily Temp. (°F)	HDD65
Max	2,159,340	220,910	2,369,800	12,536	733,070	3,878	2,935,230	15,527	91.71	15.42
Std. Dev. +3	1,843,695	211,896	1,979,632	10,472	743,045	3,931	2,551,819	13,499	79.53	16.47
Std. Dev. +2	1,581,560	173,214	1,704,135	9,015	671,822	3,554	2,262,052	11,966	73.47	12.57
Std. Dev. +1	1,319,425	134,531	1,428,637	7,557	600,600	3,177	1,972,284	10,433	67.41	8.68
Mean	1,057,290	95,849	1,153,139	6,100	529,378	2,800	1,682,517	8,901	61.36	4.79
Std. Dev. -1	795,155	57,167	877,641	4,643	458,155	2,424	1,392,749	7,368	55.30	0.90

Date	Firm Sales Volumes (Therms)	Interruptible Sales Volumes (Therms)	Total Sales Volumes (Therms)	Total Sales Emissions (mtCO ₂ e)	Transportation Volumes (Therms)	Transportation Emissions (mtCO ₂ e)	Total Volumes (Therms)	Total Emissions (mtCO ₂ e)	Average Daily Temp. (°F)	HDD65
Std. Dev. -2	533,020	18,485	602,144	3,185	386,933	2,047	1,102,982	5,835	49.24	-2.99
Std. Dev. -3	270,885	-20,197	326,646	1,728	315,711	1,670	813,214	4,302	43.19	-6.88
Min	587,090	16,930	630,330	3,334	338,300	1,790	1,039,970	5,501	49.58	0.00
Std. Dev.	262,135	38,682	275,498	1,457	71,222	377	289,768	1,533	6.06	3.89

July Data

Calendar Years 2007 – 2023

Date	Firm Sales Volumes (Therms)		Interruptible Sales Volumes (Therms)		Total Sales Volumes (Therms)		Total Sales Emissions (mtCO ₂ e)		Transportation Volumes (Therms)		Transportation Emissions (mtCO ₂ e)		Total Volumes (Therms)		Total Emissions (mtCO ₂ e)		Average Daily Temp. (°F)		HDD65
	Sales Volumes (Therms)	Interruptible Sales Volumes (Therms)	Total Sales Volumes (Therms)	Total Sales Emissions (mtCO ₂ e)	Transportation Volumes (Therms)	Transportation Emissions (mtCO ₂ e)	Total Volumes (Therms)	Total Emissions (mtCO ₂ e)	Transportation Volumes (Therms)	Transportation Emissions (mtCO ₂ e)	Total Volumes (Therms)	Total Emissions (mtCO ₂ e)	Average Daily Temp. (°F)	HDD65					
7/1/2007	802,770	94,460	897,230	4,746	423,260	2,239	1,320,490	6,985	64.92	0.08									
7/2/2007	804,530	107,640	912,170	4,825	512,030	2,709	1,424,200	7,534	66.46	0.00									
7/3/2007	748,720	90,470	839,190	4,439	426,680	2,257	1,265,870	6,696	69.38	0.00									
7/4/2007	659,860	83,540	743,400	3,933	345,630	1,828	1,088,930	5,760	71.29	0.00									
7/5/2007	736,960	107,130	844,090	4,465	492,090	2,603	1,336,180	7,068	69.71	0.00									
7/6/2007	744,920	95,790	840,710	4,447	484,570	2,563	1,325,280	7,011	68.71	0.00									
7/7/2007	734,090	77,970	812,060	4,296	408,290	2,160	1,220,350	6,456	65.33	0.00									
7/8/2007	740,030	92,100	832,130	4,402	399,150	2,112	1,231,280	6,513	63.96	1.04									
7/9/2007	751,990	98,150	850,140	4,497	481,000	2,544	1,331,140	7,042	68.54	0.00									
7/10/2007	704,990	91,040	796,030	4,211	489,820	2,591	1,285,850	6,802	76.96	0.00									
7/11/2007	670,570	91,200	761,770	4,030	498,790	2,639	1,260,560	6,668	81.29	0.00									
7/12/2007	722,450	96,570	819,020	4,333	554,900	2,935	1,373,920	7,268	67.58	0.00									
7/13/2007	716,940	90,690	807,630	4,272	540,050	2,857	1,347,680	7,129	66.83	0.00									
7/14/2007	661,260	67,030	728,290	3,853	449,630	2,379	1,177,920	6,231	70.67	0.00									
7/15/2007	665,960	81,770	747,730	3,955	463,880	2,454	1,211,610	6,409	70.38	0.00									
7/16/2007	722,540	98,890	821,430	4,345	532,030	2,814	1,353,460	7,160	69.38	0.00									
7/17/2007	762,750	102,730	865,480	4,578	537,190	2,842	1,402,670	7,420	64.04	0.96									
7/18/2007	825,190	114,630	939,820	4,972	500,790	2,649	1,440,610	7,621	62.21	2.79									
7/19/2007	779,950	97,200	877,150	4,640	541,430	2,864	1,418,580	7,504	63.96	1.04									
7/20/2007	805,230	96,040	901,270	4,768	533,120	2,820	1,434,390	7,588	61.42	3.58									
7/21/2007	723,820	62,850	786,670	4,161	451,650	2,389	1,238,320	6,551	65.79	0.00									
7/22/2007	715,440	79,880	795,320	4,207	438,020	2,317	1,233,340	6,524	66.33	0.00									
7/23/2007	810,890	113,990	924,880	4,893	573,020	3,031	1,497,900	7,924	63.79	1.21									
7/24/2007	834,550	120,230	954,780	5,051	600,690	3,178	1,555,470	8,228	63.08	1.92									
7/25/2007	803,100	104,680	907,780	4,802	526,110	2,783	1,433,890	7,585	65.92	0.00									
7/26/2007	804,650	120,350	925,000	4,893	580,070	3,069	1,505,070	7,962	61.33	3.67									
7/27/2007	746,640	87,300	833,940	4,412	580,100	3,069	1,414,040	7,480	65.58	0.00									
7/28/2007	715,300	72,490	787,790	4,167	478,070	2,529	1,265,860	6,696	66.42	0.00									
7/29/2007	760,900	102,930	863,830	4,570	485,130	2,566	1,348,960	7,136	63.67	1.33									
7/30/2007	813,800	120,910	934,710	4,945	603,850	3,194	1,538,560	8,139	63.58	1.42									
7/31/2007	797,030	110,280	907,310	4,800	556,140	2,942	1,463,450	7,742	66.29	0.00									
7/1/2008	799,140	114,320	913,460	4,832	462,570	2,447	1,376,030	7,279	63.33	1.67									
7/2/2008	767,680	98,000	865,680	4,579	469,230	2,482	1,334,910	7,062	67.21	0.00									
7/3/2008	764,980	99,570	864,550	4,573	426,990	2,259	1,291,540	6,832	63.08	1.92									
7/4/2008	706,840	72,590	779,430	4,123	299,270	1,583	1,078,700	5,706	64.54	0.46									
7/5/2008	759,340	76,370	835,710	4,421	328,370	1,737	1,164,080	6,158	63.79	1.21									
7/6/2008	830,900	112,260	943,160	4,989	431,440	2,282	1,374,600	7,272	61.67	3.33									
7/7/2008	850,800	116,730	967,530	5,118	530,900	2,808	1,498,430	7,927	65.08	0.00									
7/8/2008	791,300	99,500	890,800	4,712	502,080	2,656	1,392,880	7,368	69.33	0.00									
7/9/2008	789,100	110,170	899,270	4,757	503,840	2,665	1,403,110	7,422	70.75	0.00									
7/10/2008	852,810	135,200	988,010	5,227	533,330	2,821	1,521,340	8,048	61.92	3.08									
7/11/2008	804,140	95,990	900,130	4,762	547,210	2,895	1,447,340	7,656	66.33	0.00									
7/12/2008	709,750	71,910	781,660	4,135	449,450	2,378	1,231,110	6,513	73.29	0.00									
7/13/2008	699,560	94,520	794,080	4,201	425,120	2,249	1,219,200	6,450	72.21	0.00									
7/14/2008	774,580	107,990	882,570	4,669	503,680	2,664	1,386,250	7,333	68.79	0.00									
7/15/2008	768,960	111,930	880,890	4,660	498,040	2,635	1,378,930	7,295	69.88	0.00									
7/16/2008	798,190	109,270	907,460	4,800	525,100	2,778	1,432,560	7,578	63.71	1.29									
7/17/2008	828,480	127,800	956,280	5,059	578,160	3,058	1,534,440	8,117	59.17	5.83									
7/18/2008	847,980	105,570	953,550	5,044	490,980	2,597	1,444,530	7,642	58.46	6.54									

Date	Firm Sales Volumes (Therms)	Interruptible Sales Volumes (Therms)	Total Sales Volumes (Therms)	Total Sales Emissions (mtCO ₂ e)	Transportation Volumes (Therms)	Transportation Emissions (mtCO ₂ e)	Total Volumes (Therms)	Total Emissions (mtCO ₂ e)	Average Daily Temp. (°F)	HDD65
7/19/2008	795,020	81,170	876,190	4,635	409,410	2,166	1,285,600	6,801	61.88	3.12
7/20/2008	757,010	93,580	850,590	4,500	388,070	2,053	1,238,660	6,553	64.54	0.46
7/21/2008	785,750	113,640	899,390	4,758	485,910	2,570	1,385,300	7,328	63.33	1.67
7/22/2008	916,920	136,970	1,053,890	5,575	500,430	2,647	1,554,320	8,222	57.75	7.25
7/23/2008	974,310	145,510	1,119,820	5,924	516,160	2,730	1,635,980	8,654	58.67	6.33
7/24/2008	841,100	117,840	958,940	5,073	576,820	3,051	1,535,760	8,124	62.96	2.04
7/25/2008	780,550	94,700	875,250	4,630	498,310	2,636	1,373,560	7,266	63.29	1.71
7/26/2008	749,250	69,060	818,310	4,329	422,120	2,233	1,240,430	6,562	63.50	1.50
7/27/2008	795,570	110,480	906,050	4,793	377,820	1,999	1,283,870	6,792	63.17	1.83
7/28/2008	820,540	107,680	928,220	4,910	460,750	2,437	1,388,970	7,348	64.33	0.67
7/29/2008	926,710	126,610	1,053,320	5,572	526,490	2,785	1,579,810	8,357	58.71	6.29
7/30/2008	983,230	140,110	1,123,340	5,942	510,550	2,701	1,633,890	8,643	58.46	6.54
7/31/2008	935,550	118,900	1,054,450	5,578	555,920	2,941	1,610,370	8,519	58.29	6.71
7/1/2009	770,280	106,950	877,230	4,641	552,080	2,921	1,429,310	7,561	67.25	0.00
7/2/2009	692,980	108,160	801,140	4,238	486,610	2,574	1,287,750	6,812	71.04	0.00
7/3/2009	649,590	82,380	731,970	3,872	347,830	1,840	1,079,800	5,712	72.96	0.00
7/4/2009	591,500	65,930	657,430	3,478	295,100	1,561	952,530	5,039	71.42	0.00
7/5/2009	638,590	86,860	725,450	3,838	346,090	1,831	1,071,540	5,668	68.17	0.00
7/6/2009	771,910	133,070	904,980	4,787	505,950	2,676	1,410,930	7,464	60.00	5.00
7/7/2009	841,890	129,250	971,140	5,137	543,940	2,877	1,515,080	8,015	59.88	5.12
7/8/2009	858,330	119,320	977,650	5,172	542,310	2,869	1,519,960	8,041	59.63	5.37
7/9/2009	809,130	107,530	916,660	4,849	491,750	2,601	1,408,410	7,450	63.50	1.50
7/10/2009	755,400	83,830	839,230	4,440	433,310	2,292	1,272,540	6,732	68.96	0.00
7/11/2009	691,480	69,500	760,980	4,026	348,830	1,845	1,109,810	5,871	70.83	0.00
7/12/2009	791,930	110,250	902,180	4,773	391,450	2,071	1,293,630	6,843	58.63	6.37
7/13/2009	854,870	137,160	992,030	5,248	556,850	2,946	1,548,880	8,194	58.58	6.42
7/14/2009	825,960	119,110	945,070	4,999	575,810	3,046	1,520,880	8,045	61.33	3.67
7/15/2009	781,120	104,720	885,840	4,686	593,650	3,140	1,479,490	7,827	66.79	0.00
7/16/2009	700,960	99,830	800,790	4,236	541,460	2,864	1,342,250	7,101	72.88	0.00
7/17/2009	682,340	83,850	766,190	4,053	488,770	2,586	1,254,960	6,639	75.25	0.00
7/18/2009	696,260	72,520	768,780	4,067	368,980	1,952	1,137,760	6,019	66.25	0.00
7/19/2009	673,010	91,870	764,880	4,046	426,150	2,234	1,191,030	6,301	66.42	0.00
7/20/2009	683,990	99,960	783,950	4,147	557,330	2,948	1,341,280	7,095	70.58	0.00
7/21/2009	655,760	104,280	760,040	4,021	586,450	3,102	1,346,490	7,123	73.88	0.00
7/22/2009	709,890	108,500	818,390	4,329	621,350	3,287	1,439,740	7,616	61.96	3.04
7/23/2009	747,900	118,880	866,780	4,585	578,180	3,059	1,444,960	7,644	60.54	4.46
7/24/2009	719,840	89,470	809,310	4,281	481,210	2,546	1,290,520	6,827	64.71	0.29
7/25/2009	651,670	66,490	718,160	3,799	342,130	1,810	1,060,290	5,609	73.71	0.00
7/26/2009	592,730	78,920	671,650	3,553	422,880	2,237	1,094,530	5,790	74.46	0.00
7/27/2009	578,360	88,640	667,000	3,528	629,550	3,330	1,296,550	6,859	81.13	0.00
7/28/2009	530,020	88,730	618,750	3,462	651,360	3,446	1,305,800	6,908	84.00	0.00
7/29/2009	560,740	85,290	646,030	3,417	597,620	3,161	1,243,650	6,579	78.75	0.00
7/30/2009	603,020	76,010	679,030	3,592	594,550	3,145	1,273,580	6,737	69.13	0.00
7/1/2010	1,087,790	146,990	1,234,780	6,532	483,960	2,560	1,718,740	9,092	55.92	9.08
7/2/2010	1,037,370	117,930	1,155,300	6,112	428,230	2,265	1,583,530	8,377	57.13	7.87
7/3/2010	1,013,260	89,650	1,102,910	5,834	351,980	1,862	1,454,890	7,696	57.79	7.21
7/4/2010	993,320	99,320	1,092,640	5,780	342,790	1,813	1,435,430	7,593	57.29	7.71
7/5/2010	1,042,100	119,640	1,161,740	6,146	456,760	2,416	1,618,500	8,562	56.96	8.04

Date	Firm Sales Volumes (Therms)		Interruptible Sales Volumes (Therms)		Total Sales Volumes (Therms)		Total Sales Emissions (mtCO ₂ e)		Transportation Volumes (Therms)		Transportation Emissions (mtCO ₂ e)		Total Volumes (Therms)		Total Emissions (mtCO ₂ e)		Average Daily Temp. (°F)		HDD65
	Sales Volumes (Therms)	Interruptible Sales Volumes (Therms)	Total Sales Volumes (Therms)	Total Sales Emissions (mtCO ₂ e)	Transportation Volumes (Therms)	Transportation Emissions (mtCO ₂ e)	Total Volumes (Therms)	Total Emissions (mtCO ₂ e)	Transportation Volumes (Therms)	Transportation Emissions (mtCO ₂ e)	Total Volumes (Therms)	Total Emissions (mtCO ₂ e)	Average Daily Temp. (°F)	HDD65					
7/6/2010	849,940	98,720	948,660	5,018	597,910	3,163	1,546,570	8,181	66.25	0.00									
7/7/2010	738,400	94,380	832,780	4,405	602,290	3,186	1,435,070	7,592	75.54	0.00									
7/8/2010	698,960	89,050	788,010	4,169	546,070	2,889	1,334,080	7,057	79.96	0.00									
7/9/2010	733,560	78,060	811,620	4,293	438,920	2,322	1,250,540	6,615	77.46	0.00									
7/10/2010	665,900	65,440	731,340	3,869	456,240	2,414	1,187,580	6,282	70.13	0.00									
7/11/2010	698,750	97,400	796,150	4,212	462,350	2,446	1,258,500	6,657	63.46	1.54									
7/12/2010	879,780	157,160	1,036,940	5,485	594,010	3,142	1,630,950	8,628	58.54	6.46									
7/13/2010	879,600	134,140	1,013,740	5,363	668,770	3,538	1,682,510	8,900	59.88	5.12									
7/14/2010	785,560	106,860	892,420	4,721	553,050	2,926	1,445,470	7,647	67.00	0.00									
7/15/2010	763,530	112,330	875,860	4,633	537,140	2,841	1,413,000	7,475	67.83	0.00									
7/16/2010	817,890	114,240	932,130	4,931	557,910	2,951	1,490,040	7,882	58.42	6.58									
7/17/2010	791,290	82,400	873,690	4,622	452,380	2,393	1,326,070	7,015	58.96	6.04									
7/18/2010	823,560	112,910	936,470	4,954	427,230	2,260	1,363,700	7,214	57.08	7.92									
7/19/2010	854,230	140,130	994,360	5,260	557,520	2,949	1,551,880	8,209	58.67	6.33									
7/20/2010	823,070	126,300	949,370	5,022	608,640	3,220	1,558,010	8,242	60.29	4.71									
7/21/2010	768,580	115,590	884,170	4,677	545,350	2,885	1,429,520	7,562	63.71	1.29									
7/22/2010	833,160	132,020	965,180	5,106	550,140	2,910	1,515,320	8,016	59.00	6.00									
7/23/2010	778,080	83,430	861,510	4,557	470,310	2,488	1,331,820	7,045	64.13	0.87									
7/24/2010	700,260	65,700	765,960	4,052	390,870	2,068	1,156,830	6,120	70.75	0.00									
7/25/2010	667,350	85,670	753,020	3,983	413,630	2,188	1,166,650	6,172	71.63	0.00									
7/26/2010	688,840	108,330	797,170	4,217	542,920	2,872	1,340,090	7,089	71.38	0.00									
7/27/2010	722,940	108,440	831,380	4,398	618,350	3,271	1,449,730	7,669	64.17	0.83									
7/28/2010	760,300	128,930	889,230	4,704	577,960	3,057	1,467,190	7,761	60.13	4.87									
7/29/2010	791,940	131,770	923,710	4,886	549,920	2,909	1,473,630	7,796	59.25	5.75									
7/30/2010	786,940	98,570	885,510	4,684	593,030	3,137	1,478,540	7,821	61.71	3.29									
7/31/2010	764,540	80,590	845,130	4,471	519,450	2,748	1,364,580	7,219	59.33	5.67									
7/1/2011	934,450	102,860	1,037,310	5,487	490,660	2,596	1,527,970	8,083	60.42	4.58									
7/2/2011	802,000	68,750	870,750	4,606	354,210	1,874	1,224,960	6,480	65.42	0.00									
7/3/2011	805,680	112,690	918,370	4,858	340,080	1,799	1,258,450	6,657	62.88	2.12									
7/4/2011	776,390	112,580	888,970	4,703	331,670	1,755	1,220,640	6,457	64.33	0.67									
7/5/2011	737,740	100,060	837,800	4,432	568,290	3,006	1,406,090	7,438	67.67	0.00									
7/6/2011	779,380	99,330	878,710	4,648	550,420	2,912	1,429,130	7,560	71.00	0.00									
7/7/2011	929,290	148,960	1,078,250	5,704	583,170	3,085	1,661,420	8,789	58.83	6.17									
7/8/2011	976,560	121,050	1,097,610	5,806	525,290	2,779	1,622,900	8,585	59.50	5.50									
7/9/2011	875,210	80,040	955,250	5,053	419,480	2,219	1,374,730	7,272	62.25	2.75									
7/10/2011	809,000	98,640	907,640	4,801	432,240	2,287	1,339,880	7,088	63.58	1.42									
7/11/2011	835,900	109,380	945,280	5,001	574,060	3,037	1,519,340	8,037	61.79	3.21									
7/12/2011	852,930	122,060	974,990	5,158	543,450	2,875	1,518,440	8,033	61.25	3.75									
7/13/2011	849,960	118,240	968,200	5,122	521,120	2,757	1,489,320	7,879	61.88	3.12									
7/14/2011	935,250	133,470	1,068,720	5,654	541,390	2,864	1,610,110	8,517	57.67	7.33									
7/15/2011	860,580	93,830	954,410	5,049	478,260	2,530	1,432,670	7,579	62.13	2.87									
7/16/2011	822,820	77,200	900,020	4,761	379,340	2,007	1,279,360	6,768	62.21	2.79									
7/17/2011	908,210	120,820	1,029,030	5,444	440,320	2,329	1,469,350	7,773	59.50	5.50									
7/18/2011	867,020	119,160	986,180	5,217	549,810	2,908	1,535,990	8,125	62.04	2.96									
7/19/2011	935,290	131,150	1,066,440	5,641	536,810	2,840	1,603,250	8,481	59.83	5.17									
7/20/2011	862,400	111,680	974,080	5,153	498,700	2,638	1,472,780	7,791	62.75	2.25									
7/21/2011	934,120	138,520	1,072,640	5,674	511,440	2,706	1,584,080	8,380	62.00	3.00									
7/22/2011	884,220	106,730	990,950	5,242	522,220	2,763	1,513,240	8,005	61.54	3.46									
7/23/2011	797,690	72,690	870,380	4,604	464,440	2,457	1,334,820	7,061	65.38	0.00									

Date	Firm Sales Volumes (Therms)		Interruptible Sales Volumes (Therms)		Total Sales Volumes (Therms)		Total Sales Emissions (mtCO ₂ e)		Transportation Volumes (Therms)		Transportation Emissions (mtCO ₂ e)		Total Volumes (Therms)		Total Emissions (mtCO ₂ e)		Average Daily Temp. (°F)		HDD65
	Sales Volumes (Therms)	Interruptible Sales Volumes (Therms)	Total Sales Volumes (Therms)	Total Sales Emissions (mtCO ₂ e)	Transportation Volumes (Therms)	Transportation Emissions (mtCO ₂ e)	Total Volumes (Therms)	Total Emissions (mtCO ₂ e)	Transportation Volumes (Therms)	Transportation Emissions (mtCO ₂ e)	Total Volumes (Therms)	Total Emissions (mtCO ₂ e)	Average Daily Temp. (°F)	HDD65					
7/24/2011	725,730	83,600	809,330	4,281	439,510	2,325	1,248,840	6,606	70.63	0.00									
7/25/2011	828,470	120,090	948,560	5,018	512,550	2,711	1,461,110	7,729	60.54	4.46									
7/26/2011	881,910	121,930	1,003,840	5,310	547,110	2,894	1,550,950	8,205	61.67	3.33									
7/27/2011	870,280	123,750	994,030	5,258	578,420	3,060	1,572,450	8,318	62.79	2.21									
7/28/2011	827,620	103,630	931,250	4,926	583,230	3,085	1,514,480	8,012	65.58	0.00									
7/29/2011	777,180	94,110	871,290	4,609	518,870	2,745	1,390,160	7,354	67.38	0.00									
7/30/2011	737,990	70,850	808,840	4,279	418,880	2,216	1,227,720	6,495	66.42	0.00									
7/31/2011	782,190	112,230	894,420	4,731	422,650	2,236	1,317,070	6,967	63.71	1.29									
7/1/2012	970,910	104,080	1,074,990	5,687	429,040	2,270	1,504,030	7,956	59.83	5.17									
7/2/2012	1,027,800	118,830	1,146,630	6,066	511,370	2,705	1,658,000	8,771	57.96	7.04									
7/3/2012	1,120,570	118,660	1,239,230	6,556	495,990	2,624	1,735,220	9,179	57.33	7.67									
7/4/2012	949,020	106,980	1,056,000	5,586	333,720	1,765	1,389,720	7,342	59.38	5.62									
7/5/2012	890,250	112,170	1,002,420	5,303	461,280	2,440	1,463,700	7,743	63.92	1.08									
7/6/2012	818,370	106,050	924,420	4,890	459,730	2,432	1,384,150	7,322	64.75	0.25									
7/7/2012	757,710	82,870	840,580	4,447	401,170	2,122	1,241,750	6,569	67.38	0.00									
7/8/2012	721,140	98,290	819,430	4,335	413,980	2,190	1,233,410	6,525	69.92	0.00									
7/9/2012	782,890	129,930	912,820	4,829	462,450	2,446	1,375,270	7,275	63.42	1.58									
7/10/2012	814,540	134,750	949,290	5,022	492,810	2,607	1,442,100	7,629	61.67	3.33									
7/11/2012	763,000	116,740	879,740	4,654	520,100	2,751	1,399,840	7,405	68.92	0.00									
7/12/2012	763,930	115,000	878,930	4,650	504,690	2,670	1,383,620	7,319	65.08	0.00									
7/13/2012	772,930	105,020	877,950	4,644	470,180	2,487	1,348,130	7,132	63.25	1.75									
7/14/2012	737,680	78,240	815,920	4,316	391,240	2,070	1,207,160	6,386	66.08	0.00									
7/15/2012	807,390	115,530	922,920	4,882	403,160	2,133	1,326,080	7,015	60.29	4.71									
7/16/2012	790,160	110,680	900,840	4,765	485,930	2,571	1,386,770	7,336	66.79	0.00									
7/17/2012	803,930	115,000	918,930	4,861	506,840	2,681	1,425,770	7,542	64.83	0.17									
7/18/2012	810,910	116,540	927,450	4,906	519,930	2,750	1,447,380	7,657	63.08	1.92									
7/19/2012	766,650	110,140	876,790	4,638	498,480	2,637	1,375,270	7,275	67.42	0.29									
7/20/2012	810,120	113,220	923,340	4,884	472,690	2,501	1,396,030	7,385	62.71	2.29									
7/21/2012	745,130	82,950	828,080	4,381	397,110	2,101	1,225,190	6,481	66.17	0.00									
7/22/2012	839,140	128,630	967,770	5,120	399,970	2,116	1,367,740	7,235	59.46	5.54									
7/23/2012	947,220	146,510	1,093,730	5,786	553,440	2,928	1,647,170	8,714	59.21	5.79									
7/24/2012	863,090	126,700	989,790	5,236	541,800	2,866	1,531,590	8,102	63.21	1.79									
7/25/2012	788,340	116,250	904,590	4,785	513,530	2,717	1,418,120	7,502	67.75	0.00									
7/26/2012	774,160	113,880	888,040	4,698	506,780	2,681	1,394,820	7,379	64.63	0.37									
7/27/2012	820,930	107,920	928,850	4,914	466,350	2,467	1,395,200	7,381	60.38	4.62									
7/28/2012	773,960	83,450	857,410	4,536	403,270	2,133	1,260,680	6,669	63.08	1.92									
7/29/2012	752,980	103,750	856,730	4,532	384,200	2,032	1,240,930	6,565	65.13	0.00									
7/30/2012	839,420	123,740	963,160	5,095	510,120	2,699	1,473,280	7,794	61.29	3.71									
7/31/2012	848,850	118,670	967,520	5,118	514,850	2,724	1,482,370	7,842	63.79	1.21									
7/1/2013	692,800	102,040	794,840	4,205	561,670	2,971	1,356,510	7,176	77.21	0.00									
7/2/2013	742,640	102,220	844,860	4,469	532,360	2,816	1,377,220	7,285	70.13	0.00									
7/3/2013	728,610	102,670	831,280	4,397	494,980	2,618	1,326,260	7,016	70.38	0.00									
7/4/2013	692,640	116,250	808,890	4,279	359,400	1,901	1,168,290	6,180	62.92	2.08									
7/5/2013	738,110	100,780	838,890	4,438	464,340	2,456	1,303,230	6,894	64.92	0.08									
7/6/2013	717,060	77,740	794,800	4,204	416,620	2,204	1,211,420	6,408	67.17	0.00									
7/7/2013	728,120	100,460	828,580	4,383	415,490	2,198	1,244,070	6,581	64.29	0.71									
7/8/2013	760,000	115,470	875,470	4,631	535,510	2,833	1,410,980	7,464	65.83	0.00									
7/9/2013	736,840	109,300	846,140	4,476	536,360	2,837	1,382,520	7,314	73.04	0.00									
7/10/2013	794,620	125,940	920,560	4,870	565,240	2,990	1,485,800	7,860	62.83	2.17									

Date	Firm Sales Volumes (Therms)		Interruptible Sales Volumes (Therms)		Total Sales Volumes (Therms)		Total Sales Emissions (mtCO ₂ e)		Transportation Volumes (Therms)		Transportation Emissions (mtCO ₂ e)		Total Volumes (Therms)		Total Emissions (mtCO ₂ e)		Average Daily Temp. (°F)		HDD65
	Sales Volumes (Therms)	Interruptible Sales Volumes (Therms)	Total Sales Volumes (Therms)	Total Sales Emissions (mtCO ₂ e)	Transportation Volumes (Therms)	Transportation Emissions (mtCO ₂ e)	Total Volumes (Therms)	Total Emissions (mtCO ₂ e)	Transportation Volumes (Therms)	Transportation Emissions (mtCO ₂ e)	Total Volumes (Therms)	Total Emissions (mtCO ₂ e)	Average Daily Temp. (°F)	HDD65					
7/11/2013	853,100	137,330	990,430	5,239	555,720	2,940	1,546,150	8,179	61.96	3.04									
7/12/2013	901,000	122,540	1,023,540	5,415	507,150	2,683	1,530,690	8,097	61.04	3.96									
7/13/2013	816,990	84,400	901,390	4,768	442,830	2,343	1,344,220	7,111	65.00	0.00									
7/14/2013	749,770	101,300	851,070	4,502	404,630	2,140	1,255,700	6,643	69.42	0.00									
7/15/2013	756,300	105,730	862,030	4,560	532,970	2,819	1,395,000	7,380	71.04	0.00									
7/16/2013	735,010	103,160	838,170	4,434	514,020	2,719	1,352,190	7,153	75.88	0.00									
7/17/2013	785,510	117,140	902,650	4,775	545,380	2,885	1,448,030	7,660	65.67	0.00									
7/18/2013	786,440	114,840	901,280	4,768	530,170	2,805	1,431,450	7,572	66.00	0.00									
7/19/2013	755,220	101,770	856,990	4,533	510,960	2,703	1,367,950	7,236	67.29	0.00									
7/20/2013	753,500	87,820	841,320	4,451	434,800	2,300	1,276,120	6,751	63.88	1.12									
7/21/2013	741,670	102,440	844,110	4,465	402,760	2,131	1,246,870	6,596	63.21	1.79									
7/22/2013	769,380	120,600	889,980	4,708	535,310	2,832	1,425,290	7,540	65.83	0.00									
7/23/2013	747,420	107,930	855,350	4,525	515,570	2,727	1,370,920	7,252	71.54	0.00									
7/24/2013	742,170	112,450	854,620	4,521	525,040	2,777	1,379,660	7,298	72.46	0.00									
7/25/2013	740,040	109,530	849,570	4,494	512,580	2,712	1,362,150	7,206	71.21	0.00									
7/26/2013	733,470	93,150	826,620	4,373	455,810	2,411	1,282,430	6,784	72.46	0.00									
7/27/2013	723,110	81,110	804,220	4,254	399,070	2,111	1,203,290	6,365	65.63	0.00									
7/28/2013	769,920	106,890	876,810	4,638	413,010	2,185	1,289,820	6,823	60.58	4.42									
7/29/2013	783,270	115,030	898,300	4,752	516,680	2,733	1,414,980	7,485	65.17	0.00									
7/30/2013	775,010	113,830	888,840	4,702	517,610	2,738	1,406,450	7,440	64.58	0.42									
7/31/2013	808,480	123,180	931,660	4,928	535,290	2,832	1,466,950	7,760	62.17	2.83									
7/1/2014	696,000	101,330	797,330	4,218	533,610	2,823	1,330,940	7,041	76.29	0.00									
7/2/2014	734,630	98,850	833,480	4,409	569,580	3,013	1,403,060	7,422	68.25	0.00									
7/3/2014	812,390	78,210	890,600	4,711	483,350	2,557	1,373,950	7,268	63.13	1.87									
7/4/2014	703,760	97,180	800,940	4,237	312,180	1,651	1,113,120	5,888	64.08	0.92									
7/5/2014	716,200	72,120	788,320	4,170	345,050	1,825	1,133,370	5,996	65.63	0.00									
7/6/2014	725,850	41,740	765,590	4,050	379,490	2,008	1,145,080	6,057	70.58	0.00									
7/7/2014	750,720	68,690	819,410	4,335	544,780	2,882	1,364,190	7,217	70.83	0.00									
7/8/2014	708,730	98,620	807,350	4,271	504,200	2,667	1,311,550	6,938	73.63	0.00									
7/9/2014	729,180	97,160	826,340	4,371	515,110	2,725	1,341,450	7,096	68.29	0.00									
7/10/2014	722,380	94,030	816,410	4,319	560,900	2,967	1,377,310	7,286	68.46	0.00									
7/11/2014	667,070	92,200	759,270	4,017	530,850	2,380	1,290,120	6,825	74.38	0.00									
7/12/2014	639,510	68,780	708,290	3,747	449,920	2,380	1,158,210	6,127	75.67	0.00									
7/13/2014	691,820	40,490	732,310	3,874	409,610	2,167	1,141,920	6,041	73.54	0.00									
7/14/2014	720,660	67,270	787,930	4,168	533,270	2,821	1,321,200	6,989	68.75	0.00									
7/15/2014	687,860	96,930	784,790	4,152	526,390	2,785	1,311,180	6,936	70.04	0.00									
7/16/2014	672,390	93,470	765,860	4,051	546,680	2,892	1,312,540	6,943	73.00	0.00									
7/17/2014	732,100	92,340	824,440	4,361	559,920	2,962	1,384,360	7,323	65.04	0.00									
7/18/2014	706,030	91,730	797,760	4,220	503,460	2,663	1,301,220	6,883	63.71	1.29									
7/19/2014	700,530	67,820	768,350	4,065	418,740	2,215	1,187,090	6,280	65.83	0.00									
7/20/2014	834,600	38,370	872,970	4,618	441,290	2,334	1,314,260	6,952	61.96	3.04									
7/21/2014	795,770	67,250	863,020	4,565	572,000	3,026	1,435,020	7,591	64.71	0.29									
7/22/2014	801,440	95,890	897,330	4,747	536,080	2,836	1,433,410	7,583	61.92	3.08									
7/23/2014	924,220	92,490	1,016,710	5,378	572,990	3,031	1,589,700	8,410	60.46	4.54									
7/24/2014	998,850	91,880	1,090,730	5,770	556,490	2,944	1,647,220	8,714	60.63	4.37									
7/25/2014	814,580	90,950	905,530	4,790	550,580	2,913	1,456,110	7,703	63.58	1.42									
7/26/2014	755,030	66,490	821,520	4,346	427,570	2,262	1,249,090	6,608	67.54	0.00									
7/27/2014	754,670	39,210	793,880	4,200	382,920	2,026	1,176,800	6,225	70.75	0.00									
7/28/2014	736,680	67,020	803,700	4,252	523,500	2,769	1,327,200	7,021	73.83	0.00									

Date	Firm Sales Volumes (Therms)	Interruptible Sales Volumes (Therms)	Total Sales Volumes (Therms)	Total Sales Emissions (mtCO ₂ e)	Transportation Volumes (Therms)	Transportation Emissions (mtCO ₂ e)	Total Volumes (Therms)	Total Emissions (mtCO ₂ e)	Average Daily Temp. (°F)	HDD65
7/29/2014	711,130	95,310	806,440	4,266	545,350	2,885	1,351,790	7,151	73.83	0.00
7/30/2014	717,800	92,990	810,790	4,289	588,940	3,115	1,399,730	7,405	70.58	0.00
7/31/2014	699,530	95,340	794,870	4,205	554,520	2,828	1,329,390	7,032	74.71	0.00
7/1/2015	658,900	85,910	744,810	3,940	610,380	3,229	1,355,190	7,169	77.00	0.00
7/2/2015	621,790	84,060	705,850	3,734	516,160	2,730	1,222,010	6,464	80.38	0.00
7/3/2015	618,480	55,850	674,330	3,567	388,000	2,053	1,062,330	5,620	78.88	0.00
7/4/2015	596,220	30,570	626,790	3,316	305,460	1,616	932,250	4,932	76.04	0.00
7/5/2015	612,150	53,900	666,050	3,523	404,680	2,141	1,070,730	5,664	77.88	0.00
7/6/2015	669,520	82,570	752,090	3,979	557,050	2,947	1,309,140	6,925	71.04	0.00
7/7/2015	699,470	82,070	781,540	4,134	542,370	2,869	1,323,910	7,003	66.71	0.00
7/8/2015	690,930	81,200	772,130	4,085	539,790	2,855	1,311,920	6,940	70.75	0.00
7/9/2015	684,010	80,260	764,270	4,043	549,100	2,905	1,313,370	6,948	68.83	0.00
7/10/2015	748,910	57,220	806,130	4,264	508,290	2,689	1,314,420	6,953	64.58	0.42
7/11/2015	753,490	24,820	778,310	4,117	450,750	2,384	1,229,060	6,502	64.71	0.29
7/12/2015	702,120	48,860	750,980	3,973	468,880	2,480	1,219,860	6,453	68.75	0.00
7/13/2015	723,170	80,830	804,000	4,253	582,520	3,082	1,386,520	7,335	67.88	0.00
7/14/2015	724,540	80,540	805,080	4,259	573,290	3,033	1,378,370	7,292	70.04	0.00
7/15/2015	725,680	81,550	807,230	4,270	596,600	3,156	1,403,830	7,426	68.17	0.00
7/16/2015	746,720	79,850	826,570	4,373	554,010	2,931	1,380,580	7,303	68.33	0.00
7/17/2015	732,870	56,300	789,170	4,175	528,150	2,794	1,317,320	6,969	70.25	0.00
7/18/2015	670,970	24,460	695,430	3,679	452,930	2,396	1,148,360	6,075	77.83	0.00
7/19/2015	629,700	47,340	677,040	3,582	419,870	2,221	1,096,910	5,803	79.54	0.00
7/20/2015	692,900	77,400	770,300	4,075	542,870	2,872	1,313,170	6,947	68.71	0.00
7/21/2015	743,400	77,270	820,670	4,341	528,720	2,797	1,349,390	7,138	65.63	0.00
7/22/2015	744,790	79,300	824,090	4,359	562,000	2,973	1,386,090	7,332	64.92	0.08
7/23/2015	747,070	77,880	824,950	4,364	526,750	2,787	1,351,700	7,150	66.54	0.00
7/24/2015	757,950	53,690	811,640	4,294	557,620	2,950	1,369,260	7,243	64.67	0.33
7/25/2015	810,650	24,090	834,740	4,416	475,480	2,515	1,310,220	6,931	63.33	1.67
7/26/2015	824,930	47,010	871,940	4,613	490,200	2,593	1,362,140	7,206	61.29	3.71
7/27/2015	804,290	77,010	881,300	4,662	595,380	3,150	1,476,680	7,812	63.63	1.37
7/28/2015	742,390	78,140	820,530	4,341	557,270	2,948	1,377,800	7,289	69.46	0.00
7/29/2015	711,870	78,840	790,710	4,183	568,400	3,007	1,359,110	7,190	74.75	0.00
7/30/2015	677,060	78,790	755,850	3,998	556,420	2,943	1,312,270	6,942	79.08	0.00
7/31/2015	677,880	56,640	734,520	3,886	524,880	2,777	1,259,400	6,662	79.50	0.00
7/1/2016	798,080	72,340	870,420	4,605	540,880	2,861	1,411,300	7,466	63.58	1.42
7/2/2016	785,280	33,670	818,950	4,332	431,820	2,284	1,250,770	6,617	66.25	0.00
7/3/2016	795,260	63,760	859,020	4,544	427,600	2,262	1,286,620	6,806	61.38	3.62
7/4/2016	842,740	97,690	940,430	4,975	450,130	2,381	1,390,560	7,356	61.13	3.87
7/5/2016	964,920	103,170	1,068,090	5,650	582,040	3,079	1,650,130	8,729	59.29	5.71
7/6/2016	818,830	100,880	919,710	4,865	577,190	3,053	1,496,900	7,919	65.13	0.00
7/7/2016	849,950	99,370	949,320	5,022	641,940	3,396	1,591,260	8,418	62.04	2.96
7/8/2016	836,110	66,980	903,090	4,777	598,060	3,164	1,501,150	7,941	63.17	1.83
7/9/2016	866,760	28,390	895,150	4,735	521,420	2,758	1,416,570	7,494	62.00	3.00
7/10/2016	845,240	59,080	904,320	4,784	518,600	2,743	1,422,920	7,527	63.58	1.42
7/11/2016	855,040	94,690	949,730	5,024	646,880	3,422	1,596,610	8,446	63.08	1.92
7/12/2016	814,510	95,720	910,230	4,815	645,470	3,415	1,555,700	8,230	65.63	0.00
7/13/2016	825,800	98,820	924,620	4,891	647,090	3,423	1,571,710	8,314	65.25	0.00
7/14/2016	796,740	97,960	894,700	4,733	616,640	3,262	1,511,340	7,995	66.21	0.00
7/15/2016	797,200	68,180	865,380	4,578	595,820	3,152	1,461,200	7,730	65.08	0.00

Date	Firm Sales Volumes (Therms)		Interruptible Sales Volumes (Therms)		Total Sales Volumes (Therms)		Total Sales Emissions (mtCO ₂ e)		Transportation Volumes (Therms)		Transportation Emissions (mtCO ₂ e)		Total Volumes (Therms)		Total Emissions (mtCO ₂ e)		Average Daily Temp. (°F)		HDD65
	Sales Volumes (Therms)	Interruptible Sales Volumes (Therms)	Total Sales Volumes (Therms)	Total Sales Emissions (mtCO ₂ e)	Transportation Volumes (Therms)	Transportation Emissions (mtCO ₂ e)	Total Volumes (Therms)	Total Emissions (mtCO ₂ e)	Transportation Volumes (Therms)	Transportation Emissions (mtCO ₂ e)	Total Volumes (Therms)	Total Emissions (mtCO ₂ e)	Average Daily Temp. (°F)	HDD65					
7/16/2016	818,010	28,600	846,610	4,479	507,410	2,684	1,354,020	7,163	64.04	0.96									
7/17/2016	760,130	58,840	818,970	4,332	514,630	2,722	1,333,600	7,055	67.33	0.00									
7/18/2016	812,560	93,370	907,930	4,803	583,890	3,089	1,491,820	7,892	63.54	1.46									
7/19/2016	784,760	94,610	879,370	4,652	562,250	2,974	1,441,620	7,626	67.04	0.00									
7/20/2016	752,990	95,200	848,190	4,487	628,770	3,326	1,476,960	7,813	68.96	0.00									
7/21/2016	732,150	94,010	826,160	4,370	583,690	3,088	1,409,850	7,458	70.75	0.00									
7/22/2016	828,760	65,640	894,400	4,731	602,590	3,188	1,496,990	7,919	63.79	1.21									
7/23/2016	844,890	26,940	871,830	4,612	543,370	2,874	1,415,200	7,486	64.08	0.92									
7/24/2016	773,210	55,980	829,190	4,386	524,430	2,774	1,353,620	7,161	68.83	0.00									
7/25/2016	719,780	94,890	814,670	4,310	622,290	3,292	1,436,960	7,602	72.13	0.00									
7/26/2016	759,700	94,280	853,980	4,518	621,340	3,287	1,475,320	7,804	66.08	0.00									
7/27/2016	737,680	94,550	832,230	4,402	597,070	3,159	1,429,300	7,561	70.13	0.00									
7/28/2016	697,390	94,630	792,020	4,190	587,060	3,106	1,379,080	7,295	75.25	0.00									
7/29/2016	705,770	64,330	770,100	4,074	554,760	2,935	1,324,860	7,009	76.04	0.00									
7/30/2016	790,250	27,160	817,410	4,324	507,070	2,682	1,324,480	7,006	64.08	0.92									
7/31/2016	798,590	58,360	856,950	4,533	536,670	2,839	1,393,620	7,372	62.58	2.42									
7/1/2017	851,210	25,800	877,010	4,639	509,920	2,697	1,386,930	7,337	61.08	3.92									
7/2/2017	803,570	50,180	853,750	4,516	475,340	2,515	1,329,090	7,031	63.71	1.29									
7/3/2017	846,640	81,860	928,500	4,912	479,450	2,536	1,407,950	7,448	62.04	2.96									
7/4/2017	776,600	79,400	856,000	4,528	419,840	2,221	1,275,840	6,749	66.00	0.00									
7/5/2017	765,690	83,520	849,210	4,492	611,530	3,235	1,460,740	7,727	71.08	0.00									
7/6/2017	765,900	81,060	846,960	4,480	609,420	3,224	1,456,380	7,704	69.21	0.00									
7/7/2017	818,360	55,650	874,010	4,624	656,090	3,471	1,530,100	8,094	63.71	1.29									
7/8/2017	787,910	22,200	810,110	4,285	534,150	2,826	1,344,260	7,111	69.04	0.00									
7/9/2017	756,080	46,510	802,590	4,246	491,230	2,599	1,293,820	6,844	68.08	0.00									
7/10/2017	824,210	78,890	903,100	4,777	644,520	3,410	1,547,620	8,187	64.04	0.96									
7/11/2017	835,560	77,550	913,110	4,830	644,720	3,411	1,557,830	8,241	63.42	1.58									
7/12/2017	796,200	78,210	874,410	4,626	648,070	3,428	1,522,480	8,054	64.63	0.37									
7/13/2017	842,830	79,590	922,420	4,880	650,050	3,439	1,572,470	8,318	64.33	0.67									
7/14/2017	807,200	54,250	861,450	4,557	610,540	3,230	1,471,990	7,787	66.92	0.00									
7/15/2017	816,020	23,060	839,080	4,439	515,360	2,726	1,354,440	7,165	64.58	0.42									
7/16/2017	843,160	46,140	889,300	4,704	507,500	2,685	1,396,800	7,389	62.83	2.17									
7/17/2017	826,760	78,130	904,890	4,779	564,040	2,984	1,468,930	7,771	66.33	0.00									
7/18/2017	784,450	77,720	862,170	4,561	528,860	2,798	1,391,030	7,359	68.96	0.00									
7/19/2017	780,430	77,410	857,840	4,538	574,630	3,040	1,432,470	7,578	64.63	0.37									
7/20/2017	794,020	77,040	871,060	4,608	644,550	3,410	1,515,610	8,018	65.50	0.00									
7/21/2017	791,240	51,160	842,400	4,456	589,740	3,120	1,432,140	7,576	65.75	0.00									
7/22/2017	750,000	20,980	770,980	4,078	482,960	2,555	1,253,940	6,633	71.54	0.00									
7/23/2017	761,360	44,810	806,170	4,265	511,550	2,706	1,317,720	6,971	68.25	0.00									
7/24/2017	760,400	76,080	836,480	4,425	616,970	3,264	1,453,450	7,689	67.13	0.00									
7/25/2017	731,140	77,680	808,820	4,279	610,300	3,228	1,419,120	7,507	72.17	0.00									
7/26/2017	744,000	77,570	821,570	4,346	613,250	3,244	1,434,820	7,590	68.67	0.00									
7/27/2017	830,290	76,530	906,820	4,797	666,750	3,527	1,573,570	8,324	62.08	2.92									
7/28/2017	797,800	51,760	849,560	4,494	625,570	3,309	1,475,130	7,803	66.54	0.00									
7/29/2017	779,190	19,820	799,010	4,227	498,420	2,637	1,297,430	6,863	67.83	0.00									
7/30/2017	764,610	44,350	808,960	4,279	492,410	2,605	1,301,370	6,884	67.33	0.00									
7/31/2017	771,010	77,120	848,130	4,328	632,100	3,344	1,450,230	7,672	72.00	0.00									
7/1/2018	1,029,030	51,820	1,080,850	5,718	546,570	2,891	1,627,420	8,609	61.29	3.71									
7/2/2018	1,064,530	85,290	1,149,820	6,083	619,980	3,280	1,769,800	9,362	60.88	4.12									

Date	Firm Sales Volumes (Therms)	Interruptible Sales Volumes (Therms)	Total Sales Volumes (Therms)	Total Sales Emissions (mtCO ₂ e)	Transportation Volumes (Therms)	Transportation Emissions (mtCO ₂ e)	Total Volumes (Therms)	Total Emissions (mtCO ₂ e)	Average Daily Temp. (°F)	HDD65
7/3/2018	907,910	86,970	994,880	5,263	583,140	3,085	1,578,020	8,348	62.67	2.33
7/4/2018	754,570	85,460	840,030	4,444	455,430	2,409	1,295,460	6,853	68.79	0.00
7/5/2018	747,780	87,840	835,620	4,420	548,730	2,903	1,384,350	7,323	70.54	0.00
7/6/2018	784,380	58,710	843,090	4,460	576,330	3,049	1,419,420	7,509	68.17	0.00
7/7/2018	830,950	24,190	855,140	4,524	508,500	2,690	1,363,640	7,214	65.21	0.00
7/8/2018	799,880	48,090	847,970	4,486	468,970	2,481	1,316,940	6,967	69.08	0.00
7/9/2018	834,400	81,870	916,270	4,847	628,000	3,322	1,544,270	8,169	63.25	1.75
7/10/2018	862,320	83,890	946,210	5,005	595,520	3,350	1,541,730	8,156	64.88	0.12
7/11/2018	804,710	82,860	887,570	4,695	629,020	3,328	1,516,590	8,023	69.88	0.00
7/12/2018	751,700	82,170	833,870	4,411	604,600	3,198	1,438,470	7,610	75.21	0.00
7/13/2018	757,090	56,820	813,910	4,306	585,330	3,096	1,399,240	7,402	73.58	0.00
7/14/2018	753,490	22,050	775,540	4,103	462,570	2,447	1,238,110	6,550	73.13	0.00
7/15/2018	709,830	48,270	758,100	4,010	477,060	2,543	1,235,160	6,534	78.88	0.00
7/16/2018	699,910	80,770	780,680	4,130	556,290	2,944	1,336,970	7,073	77.88	0.00
7/17/2018	716,250	82,820	799,070	4,227	613,200	3,244	1,412,270	7,471	70.46	0.00
7/18/2018	778,400	82,930	861,330	4,556	631,540	3,341	1,492,870	7,897	65.88	0.00
7/19/2018	860,340	81,610	941,950	4,983	623,360	3,298	1,565,310	8,280	61.46	3.54
7/20/2018	853,920	54,550	908,470	4,806	587,340	3,107	1,495,810	7,913	64.00	1.00
7/21/2018	826,120	19,330	845,450	4,472	493,520	2,611	1,338,970	7,083	66.88	0.00
7/22/2018	731,960	46,470	778,430	4,118	492,240	2,604	1,270,670	6,722	73.33	0.00
7/23/2018	734,990	79,730	814,720	4,310	519,380	2,748	1,334,100	7,057	77.29	0.00
7/24/2018	725,420	80,840	806,260	4,265	585,460	3,097	1,391,720	7,362	75.33	0.00
7/25/2018	710,550	82,220	792,770	4,194	592,430	3,134	1,385,200	7,328	77.29	0.00
7/26/2018	673,260	81,310	754,570	3,992	622,850	3,295	1,377,420	7,287	76.13	0.00
7/27/2018	721,910	53,590	775,500	4,102	591,840	3,131	1,367,340	7,233	70.88	0.00
7/28/2018	727,310	19,370	746,680	3,950	522,710	2,765	1,269,390	6,715	70.04	0.00
7/29/2018	677,880	44,950	722,830	3,824	473,520	2,807	1,196,350	6,329	76.21	0.00
7/30/2018	677,520	79,310	756,830	4,004	530,700	2,805	1,287,530	6,811	74.58	0.00
7/31/2018	728,440	82,280	810,720	4,289	531,820	2,813	1,342,540	7,102	66.58	0.00
7/1/2019	789,820	81,660	871,480	4,610	614,240	3,249	1,485,720	7,859	68.79	0.00
7/2/2019	1,008,660	82,940	1,091,600	5,775	633,400	3,351	1,725,000	9,125	58.75	6.25
7/3/2019	944,450	84,300	1,028,750	5,442	456,390	2,414	1,485,140	7,856	61.71	3.29
7/4/2019	797,380	81,390	878,770	4,649	337,480	1,785	1,216,250	6,434	62.96	2.04
7/5/2019	880,950	56,860	937,810	4,961	410,370	2,171	1,348,180	7,132	62.29	2.71
7/6/2019	883,010	21,650	904,660	4,786	363,020	1,920	1,267,680	6,706	64.04	0.96
7/7/2019	927,950	46,810	974,760	5,156	398,170	2,106	1,372,930	7,263	62.42	2.58
7/8/2019	888,070	77,460	965,530	5,108	541,620	2,865	1,507,150	7,973	64.88	0.12
7/9/2019	841,350	79,300	920,650	4,870	530,850	2,808	1,451,500	7,678	65.88	0.00
7/10/2019	840,520	81,210	921,730	4,876	552,780	2,924	1,474,510	7,800	65.13	0.00
7/11/2019	833,350	79,350	912,700	4,828	606,270	3,207	1,518,970	8,035	67.25	0.00
7/12/2019	798,470	52,690	851,160	4,503	629,840	3,332	1,481,000	7,834	69.75	0.00
7/13/2019	802,510	20,690	823,200	4,355	538,100	2,847	1,361,300	7,201	68.25	0.00
7/14/2019	779,080	45,150	824,230	4,360	502,890	2,660	1,327,120	7,020	69.00	0.00
7/15/2019	797,410	77,840	875,250	4,630	638,750	3,379	1,514,000	8,009	66.54	0.00
7/16/2019	740,680	78,600	819,280	4,334	607,300	3,213	1,426,580	7,547	68.92	0.00
7/17/2019	865,620	80,220	945,840	5,003	616,350	3,260	1,562,190	8,264	64.13	0.87
7/18/2019	910,840	79,010	989,850	5,236	684,250	3,620	1,674,100	8,856	62.29	2.71
7/19/2019	942,410	51,860	994,270	5,260	641,770	3,395	1,636,040	8,655	62.79	2.21
7/20/2019	868,350	18,390	886,740	4,691	521,400	2,758	1,408,140	7,449	67.46	0.00

Date	Firm Sales Volumes (Therms)		Interruptible Sales Volumes (Therms)		Total Sales Volumes (Therms)		Total Sales Emissions (mtCO ₂ e)		Transportation Volumes (Therms)		Transportation Emissions (mtCO ₂ e)		Total Volumes (Therms)		Total Emissions (mtCO ₂ e)		Average Daily Temp. (°F)		HDD65
	Sales Volumes (Therms)	Interruptible Sales Volumes (Therms)	Total Sales Volumes (Therms)	Total Sales Emissions (mtCO ₂ e)	Transportation Volumes (Therms)	Transportation Emissions (mtCO ₂ e)	Total Volumes (Therms)	Total Emissions (mtCO ₂ e)	Transportation Volumes (Therms)	Transportation Emissions (mtCO ₂ e)	Total Volumes (Therms)	Total Emissions (mtCO ₂ e)	Average Daily Temp. (°F)	HDD65					
7/21/2019	772,890	42,780	815,670	4,315	482,650	2,553	1,298,320	6,868	73.46	0.00									
7/22/2019	776,640	75,890	852,530	4,510	625,880	3,311	1,478,410	7,821	69.21	0.00									
7/23/2019	889,690	77,620	1,067,310	5,646	643,500	3,404	1,710,810	9,050	64.46	0.54									
7/24/2019	889,390	78,400	967,790	5,120	618,650	3,273	1,586,440	8,392	67.17	0.00									
7/25/2019	815,940	78,040	893,980	4,729	621,390	3,287	1,515,370	8,016	71.58	0.00									
7/26/2019	770,220	51,490	821,710	4,347	628,060	3,322	1,449,770	7,669	72.83	0.00									
7/27/2019	788,040	17,510	805,550	4,261	517,840	2,739	1,323,390	7,001	68.63	0.00									
7/28/2019	740,830	42,540	813,370	4,303	541,440	2,864	1,354,810	7,167	69.71	0.00									
7/29/2019	746,710	74,890	821,600	4,346	652,260	3,450	1,473,860	7,797	69.54	0.00									
7/30/2019	754,720	77,150	831,870	4,401	662,000	3,502	1,493,870	7,903	65.17	0.00									
7/31/2019	718,920	79,250	798,170	4,222	612,410	3,240	1,410,580	7,462	70.29	0.00									
7/1/2020	1,180,880	82,750	1,263,630	6,685	568,680	3,008	1,832,310	9,693	58.04	6.96									
7/2/2020	1,121,830	81,960	1,203,790	6,368	545,690	2,887	1,749,480	9,255	59.33	5.67									
7/3/2020	1,023,410	56,290	1,079,700	5,712	470,670	2,490	1,550,370	8,201	60.13	4.87									
7/4/2020	921,720	23,320	945,040	4,999	381,400	2,018	1,326,440	7,017	61.33	3.67									
7/5/2020	841,180	47,000	888,180	4,698	422,730	2,236	1,310,910	6,935	64.04	0.96									
7/6/2020	859,780	77,520	937,300	4,958	579,380	3,065	1,516,680	8,023	62.13	2.87									
7/7/2020	976,820	79,450	1,056,270	5,588	571,190	3,022	1,627,460	8,609	61.42	3.58									
7/8/2020	868,740	78,810	947,550	5,013	581,800	3,078	1,529,350	8,090	63.46	1.54									
7/9/2020	881,660	78,380	960,040	5,079	572,080	3,026	1,532,120	8,105	63.00	2.00									
7/10/2020	879,060	53,260	932,320	4,932	572,800	3,030	1,505,120	7,962	63.08	1.92									
7/11/2020	880,910	19,290	900,200	4,762	414,710	2,194	1,314,910	6,956	61.38	3.62									
7/12/2020	921,270	43,190	964,460	5,102	408,830	2,163	1,373,290	7,265	63.58	1.42									
7/13/2020	891,450	76,210	967,660	5,119	585,860	3,099	1,553,520	8,218	64.75	0.25									
7/14/2020	821,490	77,410	898,900	4,755	513,030	2,714	1,411,930	7,469	68.54	0.00									
7/15/2020	755,190	78,390	833,580	4,410	469,670	2,485	1,303,250	6,894	71.25	0.00									
7/16/2020	747,080	77,150	824,230	4,360	508,990	2,693	1,333,220	7,053	67.17	0.00									
7/17/2020	853,820	52,280	906,100	4,793	458,180	2,424	1,364,280	7,217	63.13	1.87									
7/18/2020	794,950	19,390	814,340	4,308	391,730	2,072	1,206,070	6,380	69.00	0.00									
7/19/2020	726,370	43,530	769,900	4,073	344,030	1,820	1,113,930	5,893	72.29	0.00									
7/20/2020	689,530	75,090	764,620	4,045	455,570	2,410	1,220,190	6,455	75.25	0.00									
7/21/2020	695,870	75,690	771,560	4,082	516,150	2,730	1,287,710	6,812	70.46	0.00									
7/22/2020	772,140	76,980	849,120	4,492	541,060	2,862	1,390,180	7,354	63.88	1.12									
7/23/2020	822,230	76,460	898,690	4,754	552,610	2,923	1,451,300	7,677	62.17	2.83									
7/24/2020	883,270	50,730	934,000	4,941	534,960	2,830	1,468,960	7,771	62.71	2.29									
7/25/2020	833,550	18,370	851,920	4,507	404,340	2,139	1,256,260	6,646	66.96	0.00									
7/26/2020	727,740	42,660	770,400	4,075	389,560	2,061	1,159,960	6,136	73.42	0.00									
7/27/2020	676,290	73,630	749,920	3,967	503,840	2,665	1,253,760	6,632	78.67	0.00									
7/28/2020	721,180	75,230	796,410	4,213	612,880	3,242	1,409,290	7,455	68.29	0.00									
7/29/2020	707,710	76,040	783,750	4,146	618,600	3,272	1,402,350	7,418	70.29	0.00									
7/30/2020	694,930	76,040	770,970	4,078	560,890	2,967	1,331,860	7,046	75.71	0.00									
7/31/2020	704,110	51,310	755,420	3,996	562,770	2,977	1,318,190	6,973	70.50	0.00									
7/1/2021	783,320	57,500	840,820	4,448	551,760	2,919	1,392,580	7,367	66.50	0.00									
7/2/2021	763,200	38,140	801,340	4,239	533,910	2,824	1,335,250	7,063	67.08	0.00									
7/3/2021	727,340	13,550	740,890	3,919	443,090	2,344	1,183,980	6,263	69.21	0.00									
7/4/2021	687,090	30,420	717,510	3,796	440,010	2,328	1,157,520	6,123	65.79	0.00									
7/5/2021	758,800	57,160	815,960	4,316	478,320	2,530	1,294,280	6,847	62.83	2.17									
7/6/2021	798,260	56,930	855,190	4,524	552,140	2,921	1,407,330	7,445	65.71	0.00									
7/7/2021	879,820	57,600	937,420	4,959	587,570	3,108	1,524,990	8,067	62.67	2.33									

Date	Firm Sales Volumes (Therms)	Interruptible Sales Volumes (Therms)	Total Sales Volumes (Therms)	Total Sales Emissions (mtCO ₂ e)	Transportation Volumes (Therms)	Transportation Emissions (mtCO ₂ e)	Total Volumes (Therms)	Total Emissions (mtCO ₂ e)	Average Daily Temp. (°F)	HDD65
7/8/2021	893,480	55,550	949,030	5,020	566,490	2,997	1,515,520	8,017	61.54	3.46
7/9/2021	810,570	35,910	846,480	4,478	547,160	2,894	1,393,640	7,372	67.08	0.00
7/10/2021	796,990	11,830	808,820	4,279	430,210	2,276	1,239,030	6,554	66.17	0.00
7/11/2021	768,020	30,410	798,430	4,224	449,850	2,380	1,248,280	6,603	67.08	0.00
7/12/2021	787,140	54,390	841,530	4,452	529,040	2,799	1,370,570	7,250	68.38	0.00
7/13/2021	805,430	56,260	861,690	4,558	561,260	2,969	1,422,950	7,527	65.17	0.00
7/14/2021	848,610	56,290	904,900	4,787	582,570	3,082	1,487,470	7,869	61.79	3.21
7/15/2021	893,430	55,710	949,140	5,021	540,820	2,861	1,489,960	7,882	60.75	4.25
7/16/2021	926,800	35,040	961,840	5,088	531,440	2,811	1,493,280	7,899	61.21	3.79
7/17/2021	837,480	11,410	848,890	4,491	447,150	2,365	1,296,040	6,856	64.96	0.04
7/18/2021	801,430	30,910	832,340	4,403	475,770	2,517	1,308,110	6,920	67.58	0.00
7/19/2021	794,760	54,890	849,650	4,495	570,190	3,016	1,419,840	7,511	68.13	0.00
7/20/2021	876,560	55,380	931,940	4,930	588,320	3,112	1,520,260	8,042	63.21	1.79
7/21/2021	927,710	54,730	982,440	5,197	540,230	2,858	1,522,670	8,055	62.04	2.96
7/22/2021	871,640	54,640	926,280	4,900	575,100	3,042	1,501,380	7,942	65.13	0.00
7/23/2021	835,730	34,880	870,610	4,606	538,920	2,851	1,409,530	7,456	66.13	0.00
7/24/2021	781,560	10,220	791,780	4,189	442,320	2,340	1,234,100	6,528	72.00	0.00
7/25/2021	741,450	29,990	771,440	4,081	405,610	2,146	1,177,050	6,227	71.38	0.00
7/26/2021	779,490	54,040	833,530	4,409	510,250	2,699	1,343,780	7,109	70.63	0.00
7/27/2021	794,410	54,370	848,780	4,490	495,640	2,622	1,344,420	7,112	71.83	0.00
7/28/2021	773,130	54,710	827,840	4,379	515,150	2,725	1,342,990	7,104	72.83	0.00
7/29/2021	753,860	53,980	807,840	4,273	500,600	2,648	1,308,440	6,922	75.63	0.00
7/30/2021	720,160	34,640	754,800	3,993	490,480	2,595	1,245,280	6,588	77.25	0.00
7/31/2021	761,420	10,610	772,030	4,084	404,050	2,137	1,176,080	6,221	70.00	0.00
7/1/2022	865,810	49,710	915,520	4,843	462,140	2,445	1,377,660	7,288	64.67	0.33
7/2/2022	913,210	14,000	927,210	4,905	393,150	2,080	1,320,360	6,985	60.08	4.92
7/3/2022	1,203,420	42,530	1,245,950	6,591	408,250	2,160	1,654,200	8,751	55.63	9.37
7/4/2022	949,550	76,970	1,026,520	5,430	394,920	2,089	1,421,440	7,519	60.50	4.50
7/5/2022	879,590	77,640	957,230	5,064	479,220	2,535	1,436,450	7,599	63.13	1.87
7/6/2022	857,440	77,540	934,980	4,946	485,000	2,566	1,419,980	7,512	64.50	0.50
7/7/2022	827,360	79,140	906,500	4,795	492,170	2,604	1,398,670	7,399	66.46	0.00
7/8/2022	856,920	47,590	904,510	4,785	486,300	2,573	1,390,810	7,357	67.21	0.00
7/9/2022	847,980	12,670	860,650	4,553	407,790	2,157	1,268,440	6,710	66.21	0.00
7/10/2022	822,930	40,520	863,450	4,568	413,220	2,186	1,276,670	6,754	65.96	0.00
7/11/2022	766,130	74,430	840,560	4,447	479,950	2,539	1,320,510	6,985	72.75	0.00
7/12/2022	820,280	75,760	896,040	4,740	481,680	2,548	1,377,720	7,288	71.96	0.00
7/13/2022	980,050	76,670	1,056,720	5,590	512,830	2,713	1,569,550	8,303	65.13	0.00
7/14/2022	848,410	74,790	923,200	4,884	507,830	2,686	1,431,030	7,570	65.42	0.00
7/15/2022	814,060	48,120	862,180	4,561	495,310	2,620	1,357,490	7,181	65.50	0.00
7/16/2022	848,790	13,660	862,450	4,562	387,780	2,051	1,250,230	6,614	64.38	0.62
7/17/2022	882,070	41,540	923,610	4,886	414,760	2,194	1,338,370	7,080	61.88	3.12
7/18/2022	1,012,010	76,790	1,088,800	5,760	483,600	2,558	1,572,400	8,318	61.79	3.21
7/19/2022	918,540	77,320	995,860	5,268	538,250	2,847	1,534,110	8,115	68.21	0.00
7/20/2022	873,430	76,940	950,370	5,027	523,270	2,768	1,473,640	7,796	71.46	0.00
7/21/2022	890,980	74,330	965,310	5,106	513,120	2,714	1,478,430	7,821	66.92	0.00
7/22/2022	884,460	47,990	932,450	4,933	484,190	2,561	1,416,640	7,494	63.21	1.79
7/23/2022	849,880	13,130	863,010	4,565	395,780	2,094	1,258,790	6,659	63.38	1.62
7/24/2022	759,910	39,950	799,860	4,231	419,390	2,219	1,219,250	6,450	69.63	0.00
7/25/2022	813,540	74,600	888,140	4,698	469,250	2,482	1,357,390	7,181	75.71	0.00

Date	Firm Sales Volumes (Therms)	Interruptible Sales Volumes (Therms)	Total Sales Volumes (Therms)	Total Sales Emissions (mtCO ₂ e)	Transportation Volumes (Therms)	Transportation Emissions (mtCO ₂ e)	Total Volumes (Therms)	Total Emissions (mtCO ₂ e)	Average Daily Temp. (°F)	HDD65
7/26/2022	794,600	75,040	869,640	4,600	490,390	2,594	1,360,030	7,195	80.04	0.00
7/27/2022	802,470	76,240	878,710	4,648	471,310	2,493	1,350,020	7,142	75.33	0.00
7/28/2022	796,730	74,830	871,560	4,611	461,590	2,442	1,333,150	7,052	76.58	0.00
7/29/2022	761,440	47,350	808,790	4,278	452,860	2,396	1,261,650	6,674	78.21	0.00
7/30/2022	763,390	14,350	777,740	4,114	381,990	2,021	1,159,730	6,135	79.63	0.00
7/31/2022	745,820	41,610	787,430	4,166	413,400	2,187	1,200,830	6,352	79.38	0.00
7/1/2023	891,650	14,370	906,020	4,793	363,600	1,923	1,269,620	6,716	66.54	0.00
7/2/2023	843,140	39,440	882,580	4,669	374,960	1,984	1,257,540	6,652	67.58	0.00
7/3/2023	800,850	73,230	874,080	4,624	368,940	1,952	1,243,020	6,576	69.71	0.00
7/4/2023	694,760	75,340	770,100	4,074	320,450	1,695	1,090,550	5,769	74.63	0.00
7/5/2023	749,700	75,170	824,870	4,364	473,200	2,503	1,298,070	6,867	76.83	0.00
7/6/2023	778,360	73,400	851,760	4,506	501,060	2,651	1,352,820	7,156	69.92	0.00
7/7/2023	854,460	49,110	903,570	4,780	482,680	2,553	1,386,250	7,333	62.38	2.62
7/8/2023	867,660	12,320	879,980	4,655	415,990	2,201	1,295,970	6,856	62.71	2.29
7/9/2023	829,000	38,430	867,430	4,589	408,890	2,163	1,276,320	6,752	64.54	0.46
7/10/2023	896,910	71,490	968,400	5,123	512,880	2,713	1,481,280	7,836	62.58	2.42
7/11/2023	867,100	73,120	940,220	4,974	515,170	2,725	1,455,390	7,699	65.25	0.00
7/12/2023	900,420	73,350	973,770	5,151	468,910	2,481	1,442,680	7,632	62.50	2.50
7/13/2023	810,850	72,610	883,460	4,674	492,740	2,607	1,376,200	7,280	66.58	0.00
7/14/2023	791,840	45,040	836,880	4,427	471,720	2,495	1,308,600	6,922	72.63	0.00
7/15/2023	765,980	13,110	779,090	4,121	410,610	2,172	1,189,700	6,294	74.96	0.00
7/16/2023	751,510	39,410	790,920	4,184	404,300	2,139	1,195,220	6,323	69.42	0.00
7/17/2023	822,250	71,960	894,210	4,730	481,780	2,549	1,375,990	7,279	66.79	0.00
7/18/2023	806,030	74,660	880,690	4,659	462,670	2,448	1,343,360	7,106	68.79	0.00
7/19/2023	916,240	74,670	990,910	5,242	465,870	2,464	1,456,780	7,706	73.96	0.00
7/20/2023	962,110	72,620	1,034,730	5,474	499,990	2,645	1,534,720	8,119	69.83	0.00
7/21/2023	1,011,370	44,460	1,055,830	5,585	485,650	2,569	1,541,480	8,154	65.17	0.00
7/22/2023	995,330	12,760	1,008,090	5,333	410,650	2,172	1,418,740	7,505	67.92	0.00
7/23/2023	955,860	38,650	994,510	5,261	399,440	2,113	1,393,950	7,374	70.46	0.00
7/24/2023	1,051,760	70,510	1,122,270	5,937	508,680	2,691	1,630,950	8,628	62.58	2.42
7/25/2023	1,061,220	72,760	1,133,980	5,999	556,940	2,946	1,690,920	8,945	64.21	0.79
7/26/2023	1,040,410	72,350	1,112,760	5,887	554,540	2,934	1,667,300	8,820	66.04	0.00
7/27/2023	1,028,160	71,990	1,100,150	5,820	508,390	2,689	1,608,540	8,509	68.38	0.00
7/28/2023	1,023,030	44,840	1,067,870	5,649	498,340	2,636	1,566,210	8,285	65.04	0.00
7/29/2023	1,030,440	12,070	1,042,510	5,515	414,310	2,192	1,456,820	7,707	65.33	0.00
7/30/2023	1,012,560	39,760	1,052,320	5,567	409,050	2,164	1,461,370	7,731	65.54	0.00
7/31/2023	1,020,080	72,080	1,092,160	5,778	496,200	2,625	1,588,360	8,402	67.75	0.00

	Firm Sales Volumes (Therms)	Interruptible Sales Volumes (Therms)	Total Sales Volumes (Therms)	Total Sales Emissions (mtCO ₂ e)	Transportation Volumes (Therms)	Transportation Emissions (mtCO ₂ e)	Total Volumes (Therms)	Total Emissions (mtCO ₂ e)	Average Daily Temp. (°F)	HDD65
Max	1,203,420	157,160	1,263,630	6,685	684,250	3,620	1,832,310	9,693	89.63	9.37
Std. Dev. +3	1,081,227	170,248	1,178,659	6,235	739,268	3,911	1,787,929	9,458	82.52	7.20
Std. Dev. +2	986,943	140,126	1,078,525	5,705	662,071	3,502	1,653,931	8,749	77.25	5.21
Std. Dev. +1	892,659	110,004	978,391	5,176	584,874	3,094	1,519,932	8,040	71.98	3.23
Mean	798,375	79,882	878,275	4,646	507,676	2,686	1,385,933	7,332	66.71	1.24
Std. Dev. -1	704,091	49,760	778,123	4,116	430,479	2,277	1,251,935	6,623	61.44	-0.74

Date	Firm Sales Volumes (Therms)	Interruptible Sales Volumes (Therms)	Total Sales Volumes (Therms)	Total Sales Emissions (mtCO ₂ e)	Transportation Volumes (Therms)	Transportation Emissions (mtCO ₂ e)	Total Volumes (Therms)	Total Emissions (mtCO ₂ e)	Average Daily Temp. (°F)	HDD65
Std. Dev. -2	609,807	19,638	677,989	3,587	353,282	1,869	1,117,936	5,914	56.17	-2.73
Std. Dev. -3	515,522	-10,484	577,855	3,057	276,085	1,460	983,937	5,205	50.90	-4.71
Min	530,020	10,220	616,810	3,263	295,100	1,561	932,250	4,932	55.63	0.00
Std. Dev.	94,284	30,122	100,134	530	77,197	408	133,999	709	5.27	1.98

August Data

Calendar Years 2007 – 2023

Date	Firm Sales Volumes (Therms)		Interruptible Sales Volumes (Therms)		Total Sales Volumes (Therms)		Total Sales Emissions (mtCO ₂ e)		Transportation Volumes (Therms)		Transportation Emissions (mtCO ₂ e)		Total Volumes (Therms)		Total Emissions (mtCO ₂ e)		Average Daily Temp. (°F)		HDD65
	Sales Volumes (Therms)	Interruptible Sales Volumes (Therms)	Total Sales Volumes (Therms)	Total Sales Emissions (mtCO ₂ e)	Transportation Volumes (Therms)	Transportation Emissions (mtCO ₂ e)	Total Volumes (Therms)	Total Emissions (mtCO ₂ e)	Transportation Volumes (Therms)	Transportation Emissions (mtCO ₂ e)	Total Volumes (Therms)	Total Emissions (mtCO ₂ e)	Average Daily Temp. (°F)	HDD65					
8/1/2007	767,150	107,270	874,420	4,626	519,370	2,747	1,393,790	7,373	70.42	0.00									
8/2/2007	743,560	99,300	844,860	4,469	541,730	2,866	1,386,590	7,335	70.00	0.00									
8/3/2007	764,310	99,000	863,310	4,567	518,430	2,742	1,381,740	7,309	64.04	0.96									
8/4/2007	740,020	76,600	816,620	4,320	456,610	2,415	1,273,230	6,735	64.50	0.50									
8/5/2007	716,220	90,860	807,080	4,269	428,640	2,268	1,235,720	6,537	64.08	0.92									
8/6/2007	798,820	113,300	912,120	4,825	499,810	2,644	1,411,930	7,469	61.42	3.58									
8/7/2007	832,340	108,470	940,810	4,977	481,170	2,545	1,421,980	7,522	61.42	3.58									
8/8/2007	842,430	121,210	963,640	5,098	513,630	2,717	1,477,270	7,815	64.04	0.96									
8/9/2007	844,430	121,550	965,980	5,110	571,830	3,025	1,537,810	8,135	62.04	2.96									
8/10/2007	824,640	104,060	928,700	4,913	554,190	2,932	1,482,890	7,844	62.50	2.50									
8/11/2007	786,220	78,990	865,210	4,577	480,080	2,540	1,345,290	7,117	62.75	2.25									
8/12/2007	771,970	108,360	880,330	4,657	436,250	2,308	1,316,580	6,965	61.75	3.25									
8/13/2007	800,020	115,040	915,060	4,841	519,080	2,746	1,434,140	7,587	64.79	0.21									
8/14/2007	765,440	107,860	873,300	4,620	562,270	2,974	1,435,570	7,594	69.38	0.00									
8/15/2007	747,840	96,060	843,900	4,464	556,990	2,946	1,400,890	7,411	71.04	0.00									
8/16/2007	770,870	115,690	886,560	4,690	551,590	2,918	1,438,150	7,608	64.75	0.25									
8/17/2007	765,590	93,170	858,760	4,543	538,740	2,850	1,397,500	7,393	63.96	1.04									
8/18/2007	774,730	82,730	857,460	4,536	464,440	2,457	1,321,900	6,993	61.88	3.12									
8/19/2007	817,610	107,460	925,070	4,894	469,420	2,483	1,394,490	7,377	58.46	6.54									
8/20/2007	861,850	113,450	975,300	5,159	513,080	2,714	1,488,380	7,874	61.21	3.79									
8/21/2007	819,520	107,410	926,930	4,903	520,390	2,753	1,447,320	7,656	64.67	0.33									
8/22/2007	807,600	109,620	917,220	4,852	506,190	2,678	1,423,410	7,530	65.08	0.00									
8/23/2007	784,980	105,690	890,670	4,712	516,340	2,731	1,407,010	7,443	67.42	0.00									
8/24/2007	759,170	89,010	848,180	4,487	507,290	2,684	1,355,470	7,170	66.79	0.00									
8/25/2007	772,800	80,200	853,000	4,512	448,430	2,372	1,301,430	6,885	61.58	3.42									
8/26/2007	816,190	113,650	929,840	4,919	440,230	2,329	1,370,070	7,248	60.92	4.08									
8/27/2007	868,870	132,860	1,001,730	5,299	543,550	2,875	1,545,280	8,175	62.33	2.67									
8/28/2007	835,630	113,220	948,850	5,019	517,400	2,737	1,466,250	7,756	65.08	0.00									
8/29/2007	775,260	102,590	877,850	4,644	508,390	2,689	1,386,240	7,333	70.54	0.00									
8/30/2007	760,580	107,630	868,210	4,593	526,010	2,783	1,394,220	7,375	68.46	0.00									
8/31/2007	801,190	100,630	901,820	4,771	497,180	2,630	1,399,000	7,401	62.54	2.46									
8/1/2008	854,250	102,430	956,680	5,061	506,770	2,681	1,463,450	7,742	61.75	3.25									
8/2/2008	860,120	91,330	951,450	5,033	407,530	2,156	1,358,980	7,189	60.67	4.33									
8/3/2008	835,520	105,950	941,470	4,980	419,390	2,219	1,360,860	7,199	62.21	2.79									
8/4/2008	801,490	98,410	899,900	4,760	504,410	2,668	1,404,310	7,429	69.75	0.00									
8/5/2008	761,170	101,340	862,510	4,563	461,260	2,440	1,323,770	7,003	74.42	0.00									
8/6/2008	741,200	91,990	833,190	4,408	440,530	2,330	1,273,720	6,738	73.08	0.00									
8/7/2008	764,830	102,300	867,130	4,587	512,610	2,712	1,379,740	7,299	66.00	0.00									
8/8/2008	812,190	91,420	903,610	4,780	501,380	2,652	1,404,990	7,432	61.21	3.79									
8/9/2008	800,300	81,060	881,360	4,662	470,250	2,488	1,351,610	7,150	59.96	5.04									
8/10/2008	767,470	85,170	852,640	4,510	510,290	2,699	1,362,930	7,210	62.58	2.42									
8/11/2008	785,980	101,410	887,390	4,694	563,490	2,981	1,450,880	7,675	66.46	0.00									
8/12/2008	794,040	96,370	890,410	4,710	544,100	2,878	1,434,510	7,589	66.21	0.00									
8/13/2008	796,170	95,200	891,370	4,715	529,750	2,802	1,421,120	7,518	69.96	0.00									
8/14/2008	697,190	92,240	789,430	4,176	556,360	2,943	1,345,790	7,119	74.71	0.00									
8/15/2008	657,350	78,930	736,280	3,895	528,200	2,794	1,264,480	6,689	76.96	0.00									
8/16/2008	634,350	62,050	696,400	3,684	391,990	2,074	1,088,390	5,758	77.21	0.00									
8/17/2008	639,850	77,160	717,010	3,793	402,760	2,131	1,119,770	5,924	71.96	0.00									
8/18/2008	780,330	110,100	890,430	4,710	478,910	2,533	1,369,340	7,244	61.46	3.54									

Date	Firm Sales Volumes (Therms)		Interruptible Sales Volumes (Therms)		Total Sales Volumes (Therms)		Total Sales Emissions (mtCO ₂ e)		Transportation Volumes (Therms)		Transportation Emissions (mtCO ₂ e)		Total Volumes (Therms)		Total Emissions (mtCO ₂ e)		Average Daily Temp. (°F)		HDD65
	Sales Volumes (Therms)	Interruptible Sales Volumes (Therms)	Total Sales Volumes (Therms)	Total Sales Emissions (mtCO ₂ e)	Transportation Volumes (Therms)	Transportation Emissions (mtCO ₂ e)	Total Volumes (Therms)	Total Emissions (mtCO ₂ e)	Transportation Volumes (Therms)	Transportation Emissions (mtCO ₂ e)	Total Volumes (Therms)	Total Emissions (mtCO ₂ e)	Average Daily Temp. (°F)	HDD65					
8/19/2008	750,530	95,480	846,010	4,475	515,830	2,729	1,361,840	7,204	63.63	1.37									
8/20/2008	812,260	118,470	930,730	4,924	509,980	2,698	1,440,710	7,621	60.42	4.58									
8/21/2008	870,970	129,230	1,000,200	5,291	560,610	2,966	1,560,810	8,257	60.58	4.42									
8/22/2008	817,700	100,950	918,650	4,860	531,340	2,811	1,449,990	7,670	62.92	2.08									
8/23/2008	722,610	68,310	790,920	4,184	472,340	2,499	1,263,260	6,683	68.58	0.00									
8/24/2008	742,280	102,810	845,090	4,471	437,120	2,312	1,282,210	6,783	63.25	1.75									
8/25/2008	901,030	149,200	1,050,230	5,556	529,670	2,802	1,579,900	8,358	58.21	6.79									
8/26/2008	943,410	136,530	1,079,940	5,713	527,220	2,789	1,607,160	8,502	58.38	6.62									
8/27/2008	938,180	119,120	1,057,300	5,593	503,150	2,662	1,560,450	8,255	59.75	5.25									
8/28/2008	859,020	102,290	961,310	5,085	561,880	2,972	1,523,190	8,058	62.63	2.37									
8/29/2008	796,850	102,730	899,580	4,759	513,860	2,718	1,413,440	7,477	64.42	0.58									
8/30/2008	926,260	101,570	1,027,830	5,437	351,340	1,859	1,379,170	7,296	57.00	8.00									
8/31/2008	1,030,870	104,700	1,135,570	6,007	368,890	1,951	1,504,460	7,959	56.75	8.25									
8/1/2009	586,050	58,120	644,170	3,408	450,440	2,383	1,094,610	5,790	71.50	0.00									
8/2/2009	563,770	74,760	638,530	3,378	373,440	1,975	1,011,970	5,353	74.21	0.00									
8/3/2009	626,670	99,500	726,170	3,841	555,430	2,938	1,281,600	6,780	67.29	0.00									
8/4/2009	677,100	116,920	794,020	4,200	618,590	3,272	1,412,610	7,473	62.67	2.33									
8/5/2009	728,020	124,030	852,050	4,507	601,150	3,180	1,453,200	7,687	59.96	5.04									
8/6/2009	724,320	114,350	838,670	4,437	584,910	3,094	1,423,580	7,531	61.75	3.25									
8/7/2009	757,390	100,940	858,330	4,541	554,890	2,935	1,413,220	7,476	60.00	5.00									
8/8/2009	726,000	64,440	790,440	4,181	419,790	2,221	1,210,230	6,402	61.38	3.62									
8/9/2009	672,180	83,120	755,300	3,996	421,680	2,231	1,176,980	6,226	64.79	0.21									
8/10/2009	733,310	109,970	843,280	4,461	550,200	2,911	1,393,480	7,372	61.58	3.42									
8/11/2009	728,160	102,870	831,030	4,396	555,880	2,941	1,386,910	7,337	63.58	1.42									
8/12/2009	717,360	105,140	822,500	4,351	548,130	2,900	1,370,630	7,251	64.38	0.62									
8/13/2009	792,800	129,960	922,760	4,881	610,750	3,231	1,533,510	8,112	58.17	6.83									
8/14/2009	831,750	106,030	937,780	4,961	572,260	3,027	1,510,040	7,988	59.71	5.29									
8/15/2009	791,490	84,480	875,970	4,634	412,400	2,182	1,288,370	6,815	59.13	5.87									
8/16/2009	724,350	87,400	811,750	4,294	440,640	2,331	1,252,390	6,625	64.21	0.79									
8/17/2009	698,740	94,180	792,920	4,195	617,400	3,266	1,410,320	7,461	69.75	0.00									
8/18/2009	679,140	98,960	778,100	4,116	570,520	3,018	1,348,620	7,134	72.79	0.00									
8/19/2009	642,630	90,570	733,200	3,879	532,560	2,817	1,265,760	6,696	75.58	0.00									
8/20/2009	656,980	89,400	746,380	3,948	550,980	2,915	1,297,360	6,863	66.79	0.00									
8/21/2009	703,190	85,540	788,730	4,172	480,050	2,539	1,268,780	6,712	63.08	1.92									
8/22/2009	693,160	74,200	767,360	4,059	445,030	2,354	1,212,390	6,414	64.50	0.50									
8/23/2009	724,740	113,020	837,760	4,432	450,970	2,386	1,288,730	6,817	62.42	2.58									
8/24/2009	745,490	118,580	864,070	4,571	570,620	3,019	1,434,690	7,590	63.83	1.17									
8/25/2009	764,210	128,060	892,270	4,720	615,780	3,257	1,508,050	7,978	61.50	3.50									
8/26/2009	758,730	118,540	877,270	4,641	567,630	3,003	1,444,900	7,644	64.58	0.42									
8/27/2009	709,210	104,840	814,050	4,306	538,720	2,850	1,352,770	7,156	69.71	0.00									
8/28/2009	698,180	79,310	777,490	4,113	533,660	2,823	1,311,150	6,936	65.96	0.00									
8/29/2009	691,850	69,980	761,830	4,030	386,200	2,043	1,148,030	6,073	63.08	1.92									
8/30/2009	679,800	86,030	765,830	4,051	400,200	2,117	1,166,030	6,168	65.00	0.00									
8/31/2009	718,820	116,280	835,100	4,418	583,090	3,085	1,418,190	7,502	61.88	3.12									
8/1/2010	757,480	96,300	853,780	4,516	509,440	2,695	1,363,220	7,211	61.17	3.83									
8/2/2010	780,280	129,650	909,930	4,814	640,340	3,387	1,550,270	8,201	61.54	3.46									
8/3/2010	767,950	109,880	877,830	4,644	649,980	3,438	1,527,810	8,082	63.29	1.71									
8/4/2010	731,370	98,410	829,780	4,390	553,700	2,929	1,383,480	7,319	67.67	0.00									
8/5/2010	697,560	107,550	805,110	4,259	520,610	2,754	1,325,720	7,013	70.38	0.00									

Date	Firm Sales Volumes (Therms)		Interruptible Sales Volumes (Therms)		Total Sales Volumes (Therms)		Total Sales Emissions (mtCO ₂ e)		Transportation Volumes (Therms)		Transportation Emissions (mtCO ₂ e)		Total Volumes (Therms)		Total Emissions (mtCO ₂ e)		Average Daily Temp. (°F)		HDD65
	Sales Volumes (Therms)	Interruptible Sales Volumes (Therms)	Total Sales Volumes (Therms)	Total Sales Emissions (mtCO ₂ e)	Transportation Volumes (Therms)	Transportation Emissions (mtCO ₂ e)	Total Volumes (Therms)	Total Emissions (mtCO ₂ e)	Transportation Volumes (Therms)	Transportation Emissions (mtCO ₂ e)	Total Volumes (Therms)	Total Emissions (mtCO ₂ e)	Average Daily Temp. (°F)	HDD65					
8/6/2010	747,420	101,320	848,740	4,490	546,320	2,890	1,395,060	7,380	59.67	5.33									
8/7/2010	770,460	70,430	848,890	4,491	428,310	2,266	1,277,200	6,756	60.04	4.96									
8/8/2010	770,150	88,770	858,920	4,544	414,800	2,194	1,273,720	6,738	61.21	3.79									
8/9/2010	841,540	142,090	983,630	5,203	580,630	3,072	1,564,260	8,275	60.29	4.71									
8/10/2010	826,390	126,390	952,780	5,040	587,690	3,109	1,540,470	8,149	60.71	4.29									
8/11/2010	786,740	112,580	899,320	4,757	557,800	2,951	1,457,120	7,708	65.25	0.00									
8/12/2010	768,710	112,440	881,150	4,661	581,420	3,076	1,462,570	7,737	63.29	1.71									
8/13/2010	708,450	77,800	786,250	4,159	457,460	2,420	1,243,710	6,579	72.46	0.00									
8/14/2010	629,200	57,440	686,640	3,632	376,340	1,991	1,062,980	5,623	80.54	0.00									
8/15/2010	608,080	73,780	681,860	3,607	347,360	1,838	1,029,220	5,445	81.63	0.00									
8/16/2010	663,010	99,820	762,830	4,035	511,850	2,708	1,274,680	6,743	73.83	0.00									
8/17/2010	691,480	100,360	791,840	4,189	531,060	2,809	1,322,900	6,998	71.92	0.00									
8/18/2010	752,030	107,040	859,070	4,544	555,340	2,938	1,414,410	7,482	61.50	3.50									
8/19/2010	787,880	124,360	912,240	4,826	570,810	3,020	1,483,050	7,845	60.50	4.50									
8/20/2010	851,380	113,300	964,680	5,103	508,990	2,693	1,473,670	7,796	58.71	6.29									
8/21/2010	782,300	73,750	856,050	4,529	419,000	2,217	1,275,050	6,745	60.88	4.12									
8/22/2010	807,190	113,070	920,260	4,868	445,320	2,356	1,365,580	7,224	60.42	4.58									
8/23/2010	833,660	137,780	971,440	5,139	575,110	3,042	1,546,550	8,181	63.21	1.79									
8/24/2010	811,510	112,630	924,140	4,889	544,660	2,881	1,468,800	7,770	68.83	0.00									
8/25/2010	760,700	104,170	864,870	4,575	555,910	2,941	1,420,780	7,516	71.75	0.00									
8/26/2010	854,810	136,460	991,270	5,244	574,920	3,041	1,566,190	8,285	59.88	5.12									
8/27/2010	871,020	119,460	990,480	5,240	535,650	2,834	1,526,130	8,073	60.04	4.96									
8/28/2010	893,400	93,420	986,820	5,220	420,800	2,227	1,407,800	7,447	58.79	6.21									
8/29/2010	959,230	120,020	1,079,250	5,709	476,720	2,522	1,555,970	8,231	57.25	7.75									
8/30/2010	883,270	134,970	1,018,240	5,386	635,400	3,361	1,653,640	8,748	60.88	4.12									
8/31/2010	1,129,030	155,710	1,284,740	6,796	599,700	3,172	1,884,440	9,969	56.29	8.71									
8/1/2011	814,230	116,270	930,500	4,922	543,220	2,874	1,473,720	7,796	65.08	0.00									
8/2/2011	795,970	105,300	901,270	4,768	567,020	3,000	1,468,290	7,767	64.88	0.12									
8/3/2011	782,480	104,780	887,260	4,694	557,890	2,951	1,445,150	7,645	67.08	0.00									
8/4/2011	734,930	99,580	834,510	4,415	539,200	2,852	1,373,710	7,267	68.88	0.00									
8/5/2011	782,120	98,920	881,040	4,661	527,330	2,790	1,408,370	7,450	61.96	3.04									
8/6/2011	738,140	76,520	814,660	4,310	482,790	2,554	1,297,450	6,864	64.42	0.58									
8/7/2011	736,200	97,260	833,460	4,409	443,440	2,346	1,276,900	6,755	64.42	0.58									
8/8/2011	793,300	121,470	914,770	4,839	561,210	2,969	1,475,980	7,808	61.29	3.71									
8/9/2011	821,370	120,740	942,110	4,984	603,850	3,194	1,545,960	8,178	61.50	3.50									
8/10/2011	820,440	124,110	944,550	4,997	569,740	3,014	1,514,290	8,011	61.63	3.37									
8/11/2011	823,250	124,250	947,500	5,012	565,900	2,994	1,513,400	8,006	62.08	2.92									
8/12/2011	818,850	111,160	930,010	4,920	492,500	2,605	1,422,510	7,525	62.21	2.79									
8/13/2011	812,050	79,940	891,990	4,719	412,960	2,185	1,304,950	6,903	60.63	4.37									
8/14/2011	796,990	96,420	893,410	4,726	420,330	2,224	1,313,740	6,950	62.21	2.79									
8/15/2011	834,010	123,560	957,570	5,066	536,730	2,839	1,494,300	7,905	64.00	1.00									
8/16/2011	826,740	122,430	949,170	5,021	576,330	3,049	1,525,500	8,070	65.21	0.00									
8/17/2011	811,890	116,180	928,070	4,909	579,560	3,066	1,507,630	7,975	65.33	0.00									
8/18/2011	843,090	119,620	962,710	5,093	549,920	2,909	1,512,630	8,002	63.21	1.79									
8/19/2011	805,420	103,890	909,310	4,810	529,580	2,801	1,438,890	7,612	64.67	0.33									
8/20/2011	713,190	69,870	783,060	4,142	441,570	2,336	1,224,630	6,478	71.50	0.00									
8/21/2011	679,410	83,550	762,960	4,036	416,670	2,204	1,179,630	6,240	70.96	0.00									
8/22/2011	766,290	104,250	870,540	4,605	550,190	2,911	1,420,730	7,516	64.08	0.92									
8/23/2011	753,200	103,930	857,130	4,534	574,960	3,042	1,432,090	7,576	67.71	0.00									

Date	Firm Sales Volumes (Therms)		Interruptible Sales Volumes (Therms)		Total Sales Volumes (Therms)		Total Sales Emissions (mtCO ₂ e)		Transportation Volumes (Therms)		Transportation Emissions (mtCO ₂ e)		Total Volumes (Therms)		Total Emissions (mtCO ₂ e)		Average Daily Temp. (°F)		HDD65
8/24/2011	741,400	97,750	839,150	4,439	585,680	3,098	1,424,830	7,537	69.08	0.00									
8/25/2011	750,410	98,620	849,030	4,491	601,470	3,182	1,450,500	7,673	70.38	0.00									
8/26/2011	747,150	86,520	833,670	4,410	522,660	2,765	1,356,330	7,175	70.88	0.00									
8/27/2011	704,240	73,360	777,600	4,114	463,230	2,450	1,240,830	6,564	69.75	0.00									
8/28/2011	706,870	90,420	797,290	4,218	487,280	2,578	1,284,570	6,795	66.25	0.00									
8/29/2011	764,690	111,000	875,690	4,632	624,210	3,302	1,499,900	7,934	63.13	1.87									
8/30/2011	848,270	131,150	975,420	5,160	693,280	3,667	1,668,700	8,827	60.92	4.08									
8/31/2011	898,620	145,830	1,044,450	5,525	660,480	3,694	1,704,930	9,019	59.25	5.75									
8/1/2012	888,970	114,780	1,003,750	5,310	508,390	2,689	1,512,140	7,999	63.17	1.83									
8/2/2012	880,160	125,240	1,005,400	5,319	532,120	2,815	1,537,520	8,133	62.88	2.12									
8/3/2012	820,100	96,830	916,930	4,851	458,710	2,427	1,375,640	7,277	69.46	0.00									
8/4/2012	717,240	77,170	794,410	4,202	380,700	2,014	1,175,110	6,216	77.29	0.00									
8/5/2012	667,550	90,580	758,130	4,011	346,460	1,833	1,104,590	5,843	78.17	0.00									
8/6/2012	775,020	110,540	885,560	4,685	489,440	2,589	1,375,000	7,274	68.92	0.00									
8/7/2012	818,250	115,530	933,780	4,940	528,040	2,793	1,461,820	7,733	63.29	1.71									
8/8/2012	785,300	117,720	903,020	4,777	581,440	3,076	1,484,460	7,853	65.46	0.00									
8/9/2012	776,600	122,120	898,720	4,754	581,000	3,073	1,479,720	7,828	66.33	0.00									
8/10/2012	751,970	104,080	856,050	4,529	519,100	2,746	1,375,150	7,275	66.92	0.00									
8/11/2012	709,700	80,100	789,800	4,178	435,900	2,306	1,225,700	6,484	69.88	0.00									
8/12/2012	681,860	96,550	778,410	4,118	411,690	2,178	1,190,100	6,296	73.58	0.00									
8/13/2012	729,430	110,770	840,200	4,445	544,850	2,882	1,385,050	7,327	72.08	0.00									
8/14/2012	738,020	110,860	848,880	4,491	576,550	3,050	1,425,430	7,541	69.29	0.00									
8/15/2012	724,950	109,440	834,390	4,104	567,500	3,002	1,401,890	7,416	74.17	0.00									
8/16/2012	666,420	109,390	775,810	4,104	532,510	2,817	1,308,320	6,921	79.33	0.00									
8/17/2012	666,130	95,890	762,020	4,031	486,040	2,571	1,248,060	6,602	74.75	0.00									
8/18/2012	718,510	69,110	787,620	4,167	454,280	2,403	1,241,900	6,570	63.25	1.75									
8/19/2012	735,900	82,080	817,980	4,327	432,140	2,286	1,250,120	6,613	64.71	0.29									
8/20/2012	763,370	101,930	865,300	4,577	548,600	2,902	1,413,900	7,480	66.71	0.00									
8/21/2012	802,700	104,440	907,140	4,799	579,730	3,067	1,486,870	7,866	63.63	1.37									
8/22/2012	803,160	122,700	925,860	4,898	561,930	2,973	1,487,790	7,870	63.29	1.71									
8/23/2012	854,970	145,080	1,000,050	5,290	605,000	3,200	1,605,050	8,491	62.00	3.00									
8/24/2012	864,500	124,240	988,740	5,230	563,720	2,982	1,552,460	8,213	60.71	4.29									
8/25/2012	781,700	86,350	868,050	4,592	470,350	2,488	1,338,400	7,080	65.13	0.00									
8/26/2012	751,900	105,730	857,630	4,537	458,960	2,428	1,316,590	6,965	61.50	3.50									
8/27/2012	765,640	123,770	889,410	4,705	576,900	3,052	1,466,310	7,757	64.75	0.25									
8/28/2012	785,820	121,540	907,360	4,800	578,560	3,061	1,485,920	7,861	62.88	2.12									
8/29/2012	804,400	116,570	920,970	4,872	589,410	3,118	1,510,380	7,990	63.29	1.71									
8/30/2012	815,220	126,970	942,190	4,984	567,340	3,001	1,509,530	7,985	62.42	2.58									
8/31/2012	837,710	112,550	950,260	5,027	500,110	2,646	1,450,370	7,672	61.92	3.08									
8/1/2013	854,320	121,400	975,720	5,162	495,410	2,621	1,471,130	7,782	61.42	3.58									
8/2/2013	890,410	108,840	999,250	5,286	495,480	2,621	1,494,730	7,907	60.96	4.04									
8/3/2013	793,710	74,750	868,460	4,594	409,480	2,166	1,277,940	6,760	66.00	0.00									
8/4/2013	722,170	90,590	812,760	4,300	409,220	2,165	1,221,980	6,464	70.92	0.00									
8/5/2013	732,770	110,700	843,470	4,462	540,030	2,857	1,383,500	7,319	72.96	0.00									
8/6/2013	744,900	108,390	853,290	4,514	465,340	2,462	1,318,630	6,976	70.96	0.00									
8/7/2013	746,400	102,960	849,360	4,493	447,560	2,368	1,296,920	6,861	70.75	0.00									
8/8/2013	742,540	106,790	849,330	4,493	469,730	2,485	1,319,060	6,978	68.50	0.00									
8/9/2013	723,960	88,720	812,680	4,299	436,530	2,309	1,249,210	6,608	70.17	0.00									
8/10/2013	705,630	74,950	780,580	4,129	393,960	2,084	1,174,540	6,213	67.38	0.00									

Date	Firm Sales Volumes (Therms)		Interruptible Sales Volumes (Therms)		Total Sales Volumes (Therms)		Total Sales Emissions (mtCO ₂ e)		Transportation Volumes (Therms)		Transportation Emissions (mtCO ₂ e)		Total Volumes (Therms)		Total Emissions (mtCO ₂ e)		Average Daily Temp. (°F)		HDD65
	Sales Volumes (Therms)	Interruptible Sales Volumes (Therms)	Total Sales Volumes (Therms)	Total Sales Emissions (mtCO ₂ e)	Transportation Volumes (Therms)	Transportation Emissions (mtCO ₂ e)	Total Volumes (Therms)	Total Emissions (mtCO ₂ e)	Transportation Volumes (Therms)	Transportation Emissions (mtCO ₂ e)	Total Volumes (Therms)	Total Emissions (mtCO ₂ e)	Average Daily Temp. (°F)	HDD65					
8/11/2013	714,920	90,320	805,240	4,260	393,620	2,082	1,198,860	6,342	65.71	0.00									
8/12/2013	761,870	109,160	871,030	4,608	499,490	2,642	1,370,520	7,250	67.63	0.00									
8/13/2013	744,350	106,990	851,340	4,504	496,210	2,625	1,347,550	7,129	69.29	0.00									
8/14/2013	749,760	101,490	851,250	4,503	504,400	2,668	1,355,650	7,171	68.33	0.00									
8/15/2013	767,460	105,000	872,460	4,615	475,790	2,517	1,348,250	7,132	66.50	0.00									
8/16/2013	715,450	88,020	803,470	4,250	495,450	2,621	1,298,920	6,871	71.25	0.00									
8/17/2013	707,320	74,570	781,890	4,136	435,540	2,304	1,217,430	6,440	69.21	0.00									
8/18/2013	703,090	88,620	791,710	4,188	415,420	2,198	1,207,130	6,386	68.58	0.00									
8/19/2013	746,650	108,630	855,280	4,524	542,200	2,868	1,397,480	7,393	68.33	0.00									
8/20/2013	780,540	114,950	895,490	4,737	526,010	2,783	1,421,500	7,520	68.75	0.00									
8/21/2013	769,170	106,350	875,520	4,632	497,030	2,629	1,372,550	7,261	70.33	0.00									
8/22/2013	747,380	98,030	845,410	4,472	515,830	2,729	1,361,240	7,201	72.46	0.00									
8/23/2013	722,640	90,460	813,100	4,301	507,990	2,687	1,321,090	6,989	67.21	0.00									
8/24/2013	716,070	79,210	795,280	4,207	434,120	2,296	1,229,400	6,504	67.17	0.00									
8/25/2013	725,490	89,840	815,330	4,313	415,120	2,196	1,230,450	6,509	66.21	0.00									
8/26/2013	742,120	105,550	847,670	4,484	538,230	2,847	1,385,900	7,331	65.92	0.00									
8/27/2013	723,160	101,200	824,360	4,361	548,270	2,900	1,372,630	7,261	69.96	0.00									
8/28/2013	709,290	100,520	809,810	4,284	588,110	3,111	1,397,920	7,395	69.79	0.00									
8/29/2013	731,450	103,920	835,370	4,419	569,100	3,011	1,404,470	7,430	67.71	0.00									
8/30/2013	732,390	95,760	828,150	4,381	519,850	2,750	1,348,000	7,131	68.67	0.00									
8/31/2013	708,500	76,230	784,730	4,151	419,460	2,219	1,204,190	6,370	69.08	0.00									
8/1/2014	672,010	92,770	764,780	4,046	493,870	2,613	1,258,650	6,658	72.67	0.00									
8/2/2014	666,040	68,060	734,100	3,883	409,800	2,168	1,143,900	6,051	72.38	0.00									
8/3/2014	689,360	39,430	728,790	3,855	380,020	2,010	1,108,810	5,866	72.79	0.00									
8/4/2014	703,470	65,980	769,450	4,070	502,580	2,659	1,272,030	6,729	75.38	0.00									
8/5/2014	711,190	95,040	806,230	4,265	501,630	2,654	1,307,860	6,919	65.75	0.00									
8/6/2014	736,380	92,840	829,220	4,387	520,310	2,752	1,349,530	7,139	66.92	0.00									
8/7/2014	725,160	90,920	816,080	4,317	534,860	2,829	1,350,940	7,146	65.25	0.00									
8/8/2014	711,200	89,910	801,110	4,238	511,310	2,705	1,312,420	6,943	66.21	0.00									
8/9/2014	704,320	67,340	771,660	4,082	429,340	2,271	1,201,000	6,353	69.83	0.00									
8/10/2014	704,220	39,400	743,620	3,934	379,490	2,008	1,123,110	5,941	73.38	0.00									
8/11/2014	665,070	66,180	731,250	3,868	497,490	2,632	1,228,740	6,500	79.17	0.00									
8/12/2014	685,240	96,500	781,740	4,135	528,960	2,798	1,310,700	6,934	70.33	0.00									
8/13/2014	739,270	94,210	833,480	4,409	566,970	2,999	1,400,450	7,408	66.08	0.00									
8/14/2014	742,380	95,150	837,530	4,431	542,710	2,871	1,380,240	7,301	65.96	0.00									
8/15/2014	710,690	93,560	804,250	4,254	517,640	2,738	1,321,890	6,993	66.54	0.00									
8/16/2014	687,130	68,360	755,490	3,997	409,120	2,164	1,164,610	6,161	68.13	0.00									
8/17/2014	709,900	40,470	750,370	3,969	394,610	2,087	1,144,980	6,057	69.67	0.00									
8/18/2014	706,540	68,420	774,960	4,100	550,040	2,910	1,325,000	7,009	72.42	0.00									
8/19/2014	693,110	96,230	789,340	4,176	545,490	2,886	1,334,830	7,061	69.96	0.00									
8/20/2014	767,960	94,030	861,990	4,560	563,580	2,981	1,425,570	7,541	63.08	1.92									
8/21/2014	802,720	93,970	896,690	4,743	580,460	3,071	1,477,150	7,814	60.79	4.21									
8/22/2014	744,970	95,270	840,240	4,445	536,610	2,839	1,376,850	7,284	65.46	0.00									
8/23/2014	697,400	70,350	767,750	4,061	446,930	2,364	1,214,680	6,426	69.13	0.00									
8/24/2014	741,730	42,930	784,660	4,151	409,730	2,167	1,194,390	6,318	65.29	0.00									
8/25/2014	732,840	70,460	803,300	4,249	545,200	2,884	1,348,500	7,134	70.71	0.00									
8/26/2014	678,690	99,700	778,390	4,118	538,600	2,899	1,316,990	6,967	74.08	0.00									
8/27/2014	681,050	96,540	777,590	4,113	566,920	2,999	1,344,510	7,112	71.96	0.00									
8/28/2014	715,930	95,820	811,750	4,294	582,060	3,079	1,393,810	7,373	65.42	0.00									

Date	Firm Sales Volumes (Therms)	Interruptible Sales Volumes (Therms)	Total Sales Volumes (Therms)	Total Sales Emissions (mtCO ₂ e)	Transportation Volumes (Therms)	Transportation Emissions (mtCO ₂ e)	Total Volumes (Therms)	Total Emissions (mtCO ₂ e)	Average Daily Temp. (°F)	HDD65
8/29/2014	716,970	96,190	813,160	4,302	476,760	2,522	1,289,920	6,824	64.42	0.58
8/30/2014	755,720	71,470	827,190	4,376	364,000	1,926	1,191,190	6,301	61.21	3.79
8/31/2014	762,010	50,860	812,870	4,300	333,540	1,764	1,146,410	6,065	62.29	2.71
8/1/2015	675,020	24,810	699,830	3,702	447,610	2,368	1,147,440	6,070	77.21	0.00
8/2/2015	658,300	47,230	705,530	3,732	450,910	2,385	1,156,440	6,118	74.79	0.00
8/3/2015	692,670	76,180	768,850	4,067	559,550	2,960	1,328,400	7,027	70.25	0.00
8/4/2015	735,530	75,900	811,430	4,292	582,570	3,082	1,394,000	7,374	66.21	0.00
8/5/2015	783,990	78,310	862,300	4,562	600,770	3,178	1,463,070	7,740	62.92	2.08
8/6/2015	744,800	79,080	823,880	4,358	552,740	2,924	1,376,620	7,282	66.88	0.00
8/7/2015	713,950	54,550	768,500	4,065	553,710	2,929	1,322,210	6,994	70.38	0.00
8/8/2015	729,770	22,530	752,300	3,980	447,290	2,366	1,199,590	6,346	66.21	0.00
8/9/2015	687,460	46,610	734,070	3,883	469,170	2,482	1,203,240	6,365	69.75	0.00
8/10/2015	680,270	78,170	758,440	4,012	537,780	2,845	1,296,220	6,857	71.63	0.00
8/11/2015	682,570	78,210	760,780	4,025	539,580	2,854	1,300,360	6,879	74.50	0.00
8/12/2015	678,150	78,500	756,650	4,003	556,960	2,946	1,313,610	6,949	73.50	0.00
8/13/2015	619,080	76,320	695,400	3,679	628,010	3,322	1,323,410	7,001	70.54	0.00
8/14/2015	815,800	52,180	867,980	4,592	528,960	2,798	1,396,940	7,390	61.17	3.83
8/15/2015	828,290	22,960	851,250	4,503	418,470	2,214	1,269,720	6,717	63.63	1.37
8/16/2015	759,630	47,060	806,690	4,267	427,730	2,263	1,234,420	6,530	66.21	0.00
8/17/2015	737,440	76,870	814,310	4,308	536,160	2,836	1,350,470	7,144	69.17	0.00
8/18/2015	695,670	79,670	775,340	4,102	512,370	2,710	1,287,710	6,812	73.08	0.00
8/19/2015	687,880	79,930	767,810	4,062	559,230	2,958	1,327,040	7,020	74.71	0.00
8/20/2015	742,180	79,650	821,830	4,347	534,590	2,828	1,356,420	7,175	63.79	1.21
8/21/2015	785,660	55,420	841,080	4,449	542,090	2,868	1,383,170	7,317	63.29	1.71
8/22/2015	792,560	24,550	817,110	4,323	449,550	2,378	1,266,660	6,701	65.96	0.00
8/23/2015	752,790	48,370	801,160	4,238	454,660	2,405	1,255,820	6,643	68.38	0.00
8/24/2015	789,410	79,650	869,060	4,597	620,880	3,284	1,489,940	7,882	63.58	1.42
8/25/2015	792,000	79,530	871,530	4,610	607,620	3,214	1,479,150	7,825	65.92	0.00
8/26/2015	745,830	80,090	825,920	4,369	594,590	3,145	1,420,510	7,514	69.13	0.00
8/27/2015	706,720	78,640	785,360	4,155	550,690	2,913	1,336,050	7,068	70.79	0.00
8/28/2015	717,070	55,280	772,350	4,086	528,340	2,795	1,300,690	6,881	67.63	0.00
8/29/2015	771,460	25,540	797,000	4,216	431,660	2,283	1,228,660	6,500	64.50	0.50
8/30/2015	821,140	49,810	870,950	4,607	472,190	2,498	1,343,140	7,105	60.96	4.04
8/31/2015	872,380	80,610	952,990	5,041	550,800	2,914	1,503,790	7,955	62.83	2.17
8/1/2016	807,440	90,720	898,160	4,751	649,420	3,435	1,547,580	8,187	61.79	3.21
8/2/2016	834,040	89,880	923,920	4,888	637,660	3,373	1,561,580	8,261	61.46	3.54
8/3/2016	815,080	89,230	904,310	4,784	626,080	3,312	1,530,390	8,096	65.04	0.00
8/4/2016	761,810	87,880	849,690	4,495	640,470	3,390	1,490,470	7,885	70.08	0.00
8/5/2016	783,670	60,680	844,350	4,467	603,680	3,193	1,448,030	7,660	66.29	0.00
8/6/2016	853,410	25,580	878,990	4,650	519,630	2,749	1,398,620	7,399	61.08	3.92
8/7/2016	862,620	53,630	916,250	4,847	517,020	2,735	1,433,270	7,582	60.67	4.33
8/8/2016	834,370	88,850	923,220	4,885	620,960	3,285	1,544,380	8,170	62.67	2.33
8/9/2016	833,350	89,650	923,000	4,883	642,540	3,399	1,565,540	8,282	62.75	2.25
8/10/2016	798,290	91,430	889,720	4,707	616,160	3,259	1,505,880	7,966	65.63	0.00
8/11/2016	753,850	89,900	843,750	4,463	651,860	3,448	1,495,610	7,912	70.21	0.00
8/12/2016	720,830	60,730	781,560	4,134	576,670	3,051	1,358,230	7,185	75.67	0.00
8/13/2016	713,270	22,580	735,850	3,893	476,220	2,519	1,212,070	6,412	77.08	0.00
8/14/2016	725,790	50,690	776,480	4,108	486,280	2,572	1,262,760	6,680	71.04	0.00
8/15/2016	722,480	89,100	811,580	4,293	587,180	3,106	1,398,760	7,399	70.33	0.00

Date	Firm Sales Volumes (Therms)		Interruptible Sales Volumes (Therms)		Total Sales Volumes (Therms)		Total Sales Emissions (mtCO ₂ e)		Transportation Volumes (Therms)		Transportation Emissions (mtCO ₂ e)		Total Volumes (Therms)		Total Emissions (mtCO ₂ e)		Average Daily Temp. (°F)		HDD65
	Sales Volumes (Therms)	Interruptible Sales Volumes (Therms)	Total Sales Volumes (Therms)	Total Sales Emissions (mtCO ₂ e)	Transportation Volumes (Therms)	Transportation Emissions (mtCO ₂ e)	Total Volumes (Therms)	Total Emissions (mtCO ₂ e)	Transportation Volumes (Therms)	Transportation Emissions (mtCO ₂ e)	Total Volumes (Therms)	Total Emissions (mtCO ₂ e)	Average Daily Temp. (°F)	HDD65					
8/16/2016	743,040	90,070	833,110	4,407	625,690	3,310	1,458,800	7,717	67.50	0.00									
8/17/2016	739,750	90,210	829,960	4,390	642,860	3,401	1,472,820	7,791	68.21	0.00									
8/18/2016	691,540	92,040	783,580	4,145	600,630	3,177	1,384,210	7,322	75.50	0.00									
8/19/2016	674,040	62,510	736,550	3,896	566,670	2,998	1,303,220	6,894	81.29	0.00									
8/20/2016	694,730	26,740	721,470	3,817	487,230	2,577	1,208,700	6,394	77.50	0.00									
8/21/2016	768,020	54,900	822,920	4,353	465,610	2,463	1,288,530	6,816	63.50	1.50									
8/22/2016	809,540	90,910	900,450	4,763	562,680	2,977	1,463,130	7,740	62.42	2.58									
8/23/2016	788,270	91,280	879,550	4,653	534,840	2,829	1,414,390	7,482	67.83	0.00									
8/24/2016	738,280	93,490	831,770	4,400	519,550	2,748	1,351,320	7,148	72.79	0.00									
8/25/2016	712,810	92,130	804,940	4,258	508,490	2,690	1,313,430	6,948	77.13	0.00									
8/26/2016	685,110	62,740	747,850	3,956	510,690	2,702	1,258,540	6,658	77.46	0.00									
8/27/2016	782,260	24,780	807,040	4,269	429,770	2,273	1,236,810	6,543	65.00	0.00									
8/28/2016	818,620	53,940	872,560	4,616	428,710	2,268	1,301,270	6,884	61.75	3.25									
8/29/2016	782,800	92,000	874,800	4,628	559,480	2,960	1,434,280	7,587	64.75	0.25									
8/30/2016	808,190	93,300	901,490	4,769	559,330	2,959	1,460,820	7,728	62.88	2.12									
8/31/2016	848,990	94,760	943,750	4,992	548,600	2,902	1,492,350	7,895	62.13	2.87									
8/1/2017	718,650	71,270	789,920	4,179	643,310	3,403	1,433,230	7,582	75.75	0.00									
8/2/2017	700,690	70,990	771,680	4,082	600,430	3,176	1,372,110	7,258	79.21	0.00									
8/3/2017	683,840	69,740	753,580	3,986	592,590	3,135	1,346,170	7,121	80.04	0.00									
8/4/2017	689,880	45,700	735,580	3,891	550,420	2,912	1,286,000	6,803	77.13	0.00									
8/5/2017	732,550	17,720	750,270	3,969	510,750	2,702	1,261,020	6,671	67.96	0.00									
8/6/2017	722,650	41,600	764,250	4,043	524,360	2,774	1,288,610	6,817	68.50	0.00									
8/7/2017	715,540	70,280	785,820	4,157	631,740	3,342	1,417,560	7,499	70.71	0.00									
8/8/2017	710,590	70,200	780,790	4,130	626,090	3,312	1,406,880	7,442	72.50	0.00									
8/9/2017	708,310	70,870	779,180	4,122	568,200	3,006	1,347,380	7,128	74.00	0.00									
8/10/2017	703,580	71,150	774,730	4,098	552,660	2,924	1,327,390	7,022	71.96	0.00									
8/11/2017	728,330	47,030	775,360	4,102	605,390	3,203	1,380,750	7,304	66.33	0.00									
8/12/2017	771,020	17,430	788,450	4,171	465,620	2,463	1,254,070	6,634	64.00	1.00									
8/13/2017	808,700	39,400	848,100	4,486	508,100	2,688	1,356,200	7,174	64.67	0.33									
8/14/2017	841,210	68,820	910,030	4,814	625,070	3,307	1,535,100	8,121	63.83	1.17									
8/15/2017	815,820	70,770	886,590	4,690	667,540	3,531	1,554,130	8,221	66.63	0.00									
8/16/2017	783,960	71,870	855,830	4,527	645,960	3,417	1,501,790	7,944	67.04	0.00									
8/17/2017	798,980	70,750	869,730	4,601	642,040	3,396	1,511,770	7,997	65.92	0.00									
8/18/2017	798,160	48,520	846,680	4,479	604,960	3,200	1,451,640	7,679	63.96	1.04									
8/19/2017	793,070	18,470	811,540	4,293	541,900	2,867	1,353,440	7,160	66.71	0.00									
8/20/2017	777,120	42,410	819,530	4,335	503,100	2,661	1,322,630	6,997	66.00	0.00									
8/21/2017	758,010	71,610	829,620	4,389	624,350	3,303	1,453,970	7,692	69.67	0.00									
8/22/2017	742,340	71,960	814,300	4,308	602,660	3,188	1,416,960	7,496	72.25	0.00									
8/23/2017	765,110	72,620	837,730	4,432	637,170	3,371	1,474,900	7,802	65.42	0.00									
8/24/2017	836,430	73,570	910,000	4,814	644,070	3,407	1,554,070	8,221	63.83	1.17									
8/25/2017	841,910	49,160	891,070	4,714	617,340	3,266	1,508,410	7,979	65.25	0.00									
8/26/2017	796,820	19,180	816,000	4,317	490,100	2,593	1,306,100	6,909	69.17	0.00									
8/27/2017	722,710	40,620	763,330	4,038	489,430	2,589	1,252,760	6,627	73.83	0.00									
8/28/2017	712,830	70,650	783,480	4,145	616,060	3,259	1,399,540	7,404	75.50	0.00									
8/29/2017	726,580	72,780	799,360	4,229	650,940	3,443	1,450,300	7,672	71.54	0.00									
8/30/2017	757,330	73,910	831,240	4,397	652,930	3,454	1,484,170	7,851	66.54	0.00									
8/31/2017	771,560	74,030	845,590	4,473	615,180	3,254	1,460,770	7,727	66.42	0.00									
8/1/2018	766,700	82,010	848,710	4,490	571,940	3,026	1,420,650	7,515	64.83	0.17									
8/2/2018	826,250	80,770	907,020	4,798	542,760	2,871	1,449,780	7,669	62.38	2.62									

Date	Firm Sales Volumes (Therms)	Interruptible Sales Volumes (Therms)	Total Sales Volumes (Therms)	Total Sales Emissions (mtCO ₂ e)	Transportation Volumes (Therms)	Transportation Emissions (mtCO ₂ e)	Total Volumes (Therms)	Total Emissions (mtCO ₂ e)	Average Daily Temp. (°F)	HDD65
8/3/2018	817,040	52,190	869,230	4,598	512,570	2,711	1,381,800	7,310	65.71	0.00
8/4/2018	785,290	16,710	802,000	4,243	419,960	2,222	1,221,960	6,464	68.33	0.00
8/5/2018	736,400	44,300	780,700	4,130	438,280	2,319	1,218,980	6,448	71.00	0.00
8/6/2018	725,520	79,960	805,480	4,261	561,490	2,970	1,366,970	7,231	72.96	0.00
8/7/2018	707,600	80,980	788,580	4,172	548,770	2,903	1,337,350	7,075	75.79	0.00
8/8/2018	690,100	80,910	771,010	4,079	572,350	3,028	1,343,360	7,106	78.13	0.00
8/9/2018	682,980	80,410	763,390	4,038	588,990	3,116	1,352,380	7,154	75.25	0.00
8/10/2018	710,450	53,240	763,690	4,040	588,220	3,112	1,351,910	7,152	71.33	0.00
8/11/2018	768,930	17,890	786,820	4,162	523,650	2,770	1,310,470	6,932	65.79	0.00
8/12/2018	793,860	43,670	837,530	4,431	513,130	2,714	1,350,660	7,145	65.08	0.00
8/13/2018	772,400	76,940	849,340	4,493	616,620	3,262	1,465,960	7,755	68.08	0.00
8/14/2018	736,960	78,750	815,710	4,315	609,180	3,223	1,424,890	7,538	72.92	0.00
8/15/2018	730,980	80,730	811,710	4,294	637,940	3,375	1,449,650	7,669	72.75	0.00
8/16/2018	795,250	80,830	876,080	4,634	651,390	3,446	1,527,470	8,080	63.88	1.12
8/17/2018	835,430	52,900	888,330	4,699	630,780	3,337	1,519,110	8,036	63.00	2.00
8/18/2018	795,400	19,040	814,440	4,308	540,640	2,860	1,355,080	7,168	67.04	0.00
8/19/2018	761,990	44,350	806,340	4,266	518,560	2,743	1,324,900	7,009	68.63	0.00
8/20/2018	786,360	80,070	866,430	4,583	580,890	3,073	1,447,320	7,656	70.13	0.00
8/21/2018	726,580	82,110	808,690	4,278	564,510	2,986	1,373,200	7,264	78.33	0.00
8/22/2018	773,770	82,520	856,290	4,530	565,580	2,992	1,421,870	7,522	72.38	0.00
8/23/2018	805,960	81,740	887,700	4,696	562,230	2,974	1,449,930	7,670	63.17	1.83
8/24/2018	900,810	55,690	956,500	5,060	576,540	3,050	1,533,040	8,110	61.38	3.62
8/25/2018	995,730	20,110	1,015,840	5,374	547,900	2,898	1,563,740	8,272	58.42	6.58
8/26/2018	970,430	45,910	1,016,340	5,376	530,940	2,809	1,547,280	8,185	59.92	5.08
8/27/2018	898,110	79,090	977,200	5,169	608,000	3,216	1,585,200	8,386	64.50	0.50
8/28/2018	828,560	80,930	909,490	4,811	611,130	3,233	1,520,620	8,044	69.04	0.00
8/29/2018	834,250	83,050	917,300	4,853	617,650	3,267	1,534,950	8,120	66.25	0.00
8/30/2018	802,130	83,150	885,280	4,683	621,650	3,289	1,506,930	7,972	64.75	0.25
8/31/2018	861,120	56,500	917,620	4,854	586,980	3,105	1,504,600	7,959	63.71	1.29
8/1/2019	706,650	81,210	787,860	4,168	625,280	3,308	1,413,140	7,476	71.63	0.00
8/2/2019	728,760	52,500	781,260	4,133	567,370	3,001	1,348,630	7,134	70.04	0.00
8/3/2019	763,500	15,730	779,230	4,122	484,690	2,564	1,263,920	6,686	70.38	0.00
8/4/2019	726,730	41,470	768,200	4,064	453,660	2,400	1,221,860	6,464	74.13	0.00
8/5/2019	684,490	77,520	762,010	4,031	635,810	3,363	1,397,820	7,394	74.00	0.00
8/6/2019	696,930	81,060	777,990	4,116	655,500	3,468	1,433,490	7,583	67.79	0.00
8/7/2019	735,310	81,900	817,210	4,323	615,500	3,256	1,432,710	7,579	64.58	0.42
8/8/2019	749,950	80,540	830,490	4,393	654,790	3,464	1,485,280	7,857	64.13	0.87
8/9/2019	781,820	52,220	834,040	4,412	596,990	3,158	1,431,030	7,570	66.79	0.00
8/10/2019	776,940	16,510	793,450	4,197	531,210	2,810	1,324,660	7,007	66.13	0.00
8/11/2019	798,860	42,790	841,650	4,452	491,050	2,598	1,332,700	7,050	65.96	0.00
8/12/2019	751,590	76,920	828,510	4,383	653,800	3,459	1,482,310	7,841	69.08	0.00
8/13/2019	722,270	78,150	800,420	4,234	652,130	3,450	1,452,550	7,684	72.08	0.00
8/14/2019	734,240	79,660	813,900	4,306	616,580	3,262	1,430,480	7,567	73.04	0.00
8/15/2019	744,780	80,010	824,790	4,363	614,530	3,251	1,439,320	7,614	67.88	0.00
8/16/2019	791,370	52,470	843,840	4,464	611,140	3,233	1,454,980	7,697	63.50	1.50
8/17/2019	791,240	16,350	807,590	4,272	509,760	2,697	1,317,350	6,969	66.04	0.00
8/18/2019	772,740	43,930	816,670	4,320	484,210	2,561	1,300,880	6,882	66.13	0.00
8/19/2019	782,880	77,680	860,560	4,552	620,590	3,283	1,481,150	7,835	66.71	0.00
8/20/2019	781,410	81,100	862,510	4,563	584,700	3,093	1,447,210	7,656	68.38	0.00

Date	Firm Sales Volumes (Therms)		Interruptible Sales Volumes (Therms)		Total Sales Volumes (Therms)		Total Sales Emissions (mtCO ₂ e)		Transportation Volumes (Therms)		Transportation Emissions (mtCO ₂ e)		Total Volumes (Therms)		Total Emissions (mtCO ₂ e)		Average Daily Temp. (°F)		HDD65
	Sales Volumes (Therms)	Interruptible Sales Volumes (Therms)	Total Sales Volumes (Therms)	Total Sales Emissions (mtCO ₂ e)	Transportation Volumes (Therms)	Transportation Emissions (mtCO ₂ e)	Total Volumes (Therms)	Total Emissions (mtCO ₂ e)	Transportation Volumes (Therms)	Transportation Emissions (mtCO ₂ e)	Total Volumes (Therms)	Total Emissions (mtCO ₂ e)	Average Daily Temp. (°F)	HDD65					
8/21/2019	829,690	82,640	912,330	4,826	586,210	3,101	1,498,540	7,927	63.29	1.71									
8/22/2019	867,350	81,780	949,130	5,021	610,740	3,231	1,559,870	8,252	62.50	2.50									
8/23/2019	854,190	53,820	908,010	4,803	601,610	3,183	1,509,620	7,986	63.79	1.21									
8/24/2019	801,050	19,430	820,480	4,340	544,030	2,878	1,364,510	7,218	66.54	0.00									
8/25/2019	826,170	44,940	871,110	4,608	496,950	2,629	1,368,060	7,237	66.29	0.00									
8/26/2019	825,170	79,220	904,390	4,784	607,370	3,213	1,511,760	7,997	67.50	0.00									
8/27/2019	786,080	80,350	866,430	4,583	608,840	3,221	1,475,270	7,804	72.08	0.00									
8/28/2019	756,580	81,490	838,070	4,433	571,890	3,025	1,409,960	7,459	75.54	0.00									
8/29/2019	783,180	82,480	865,660	4,579	582,930	3,084	1,448,590	7,663	66.13	0.00									
8/30/2019	781,940	55,380	837,320	4,429	538,490	2,849	1,375,810	7,278	69.00	0.00									
8/31/2019	780,260	20,470	800,730	4,236	452,870	2,396	1,253,600	6,632	68.58	0.00									
8/1/2020	752,310	17,870	770,180	4,074	501,040	2,651	1,271,220	6,725	65.63	0.00									
8/2/2020	707,260	43,420	750,680	3,971	472,220	2,498	1,222,900	6,469	68.88	0.00									
8/3/2020	714,130	76,040	790,170	4,180	581,580	3,077	1,371,750	7,257	69.88	0.00									
8/4/2020	712,660	76,850	789,510	4,177	598,580	3,166	1,388,090	7,343	72.13	0.00									
8/5/2020	714,440	78,850	793,290	4,197	592,540	3,135	1,385,830	7,331	69.25	0.00									
8/6/2020	865,090	79,750	944,840	4,998	610,330	3,229	1,555,170	8,227	62.42	2.58									
8/7/2020	831,100	52,180	883,280	4,673	568,220	3,006	1,451,500	7,678	64.67	0.33									
8/8/2020	881,120	16,770	897,890	4,750	467,320	2,472	1,365,210	7,222	61.08	3.92									
8/9/2020	812,130	42,450	854,580	4,521	458,610	2,426	1,313,190	6,947	65.83	0.00									
8/10/2020	745,380	76,230	821,610	4,346	591,040	3,127	1,412,650	7,473	69.33	0.00									
8/11/2020	789,530	77,700	867,230	4,588	621,100	3,286	1,488,330	7,873	63.71	1.29									
8/12/2020	879,620	78,450	958,070	5,068	636,970	3,370	1,595,040	8,438	61.54	3.46									
8/13/2020	868,400	77,310	945,710	5,003	607,780	3,215	1,553,490	8,218	63.08	1.92									
8/14/2020	804,160	50,180	854,340	4,519	575,100	3,042	1,429,440	7,562	68.75	0.00									
8/15/2020	732,580	16,190	748,770	3,961	472,720	2,501	1,221,520	6,462	74.00	0.00									
8/16/2020	648,030	42,920	690,950	3,655	438,750	2,321	1,129,700	5,976	80.38	0.00									
8/17/2020	658,800	76,150	734,950	3,888	548,180	2,900	1,283,130	6,788	75.04	0.00									
8/18/2020	701,990	78,730	780,720	4,130	570,390	3,017	1,351,110	7,147	69.17	0.00									
8/19/2020	686,990	79,060	766,050	4,052	591,430	3,129	1,357,480	7,181	69.88	0.00									
8/20/2020	687,990	79,770	767,760	4,061	577,350	3,054	1,345,110	7,116	70.04	0.00									
8/21/2020	738,110	52,740	790,850	4,184	594,290	3,144	1,385,140	7,327	66.46	0.00									
8/22/2020	798,430	18,210	816,640	4,320	482,030	2,550	1,298,670	6,870	65.71	0.00									
8/23/2020	790,170	44,800	834,970	4,417	468,740	2,480	1,303,710	6,897	65.17	0.00									
8/24/2020	796,260	79,300	875,560	4,632	614,420	3,250	1,489,980	7,882	65.42	0.00									
8/25/2020	807,540	80,150	887,690	4,696	580,800	3,072	1,468,490	7,768	66.38	0.00									
8/26/2020	961,110	81,020	1,042,130	5,513	458,520	2,426	1,500,650	7,938	66.92	0.00									
8/27/2020	941,080	79,840	1,020,920	5,401	414,910	2,195	1,435,830	7,596	67.42	0.00									
8/28/2020	929,830	52,480	982,310	5,196	411,700	2,178	1,394,010	7,374	67.08	0.00									
8/29/2020	962,760	18,920	981,680	5,193	343,000	1,814	1,324,680	7,008	63.79	1.21									
8/30/2020	965,360	45,830	1,011,190	5,349	328,970	1,740	1,340,160	7,089	61.17	3.83									
8/31/2020	1,025,290	53,640	1,078,930	5,708	395,010	2,090	1,473,940	7,797	61.25	3.75									
8/1/2021	731,850	27,910	759,760	4,019	400,910	2,121	1,160,670	6,140	69.88	0.00									
8/2/2021	741,770	80,310	822,080	4,349	503,430	2,663	1,325,510	7,012	70.38	0.00									
8/3/2021	778,310	50,870	829,180	4,386	545,570	2,886	1,374,750	7,272	70.79	0.00									
8/4/2021	779,120	50,580	829,700	4,389	509,330	2,694	1,339,030	7,083	72.96	0.00									
8/5/2021	748,360	50,910	799,270	4,228	478,980	2,534	1,278,250	6,762	69.96	0.00									
8/6/2021	788,750	33,310	822,060	4,349	453,870	2,401	1,275,930	6,750	67.71	0.00									
8/7/2021	826,860	9,790	836,650	4,426	371,100	1,963	1,207,750	6,389	65.33	0.00									

Date	Firm Sales Volumes (Therms)		Interruptible Sales Volumes (Therms)		Total Sales Volumes (Therms)		Total Sales Emissions (mtCO ₂ e)		Transportation Volumes (Therms)		Transportation Emissions (mtCO ₂ e)		Total Volumes (Therms)		Total Emissions (mtCO ₂ e)		Average Daily Temp. (°F)		HDD65
	Sales Volumes (Therms)	Interruptible Sales Volumes (Therms)	Total Sales Volumes (Therms)	Total Sales Emissions (mtCO ₂ e)	Transportation Volumes (Therms)	Transportation Emissions (mtCO ₂ e)	Total Volumes (Therms)	Total Emissions (mtCO ₂ e)	Transportation Volumes (Therms)	Transportation Emissions (mtCO ₂ e)	Total Volumes (Therms)	Total Emissions (mtCO ₂ e)	Average Daily Temp. (°F)	HDD65					
8/8/2021	808,840	27,780	836,620	4,426	382,460	2,023	1,219,080	6,449	63.63	1.37									
8/9/2021	793,750	50,440	844,190	4,466	515,850	2,729	1,360,040	7,195	65.54	0.00									
8/10/2021	761,340	51,250	812,590	4,299	488,610	2,585	1,301,200	6,883	73.58	0.00									
8/11/2021	730,820	51,480	782,300	4,138	483,480	2,558	1,265,780	6,696	77.29	0.00									
8/12/2021	699,230	50,690	749,920	3,967	464,940	2,460	1,214,860	6,427	80.17	0.00									
8/13/2021	693,550	31,270	724,820	3,834	481,630	2,548	1,206,450	6,382	78.96	0.00									
8/14/2021	705,810	7,910	713,720	3,776	430,060	2,275	1,143,780	6,051	71.71	0.00									
8/15/2021	709,060	27,260	736,320	3,895	420,470	2,224	1,156,790	6,119	69.04	0.00									
8/16/2021	800,620	51,060	851,680	4,505	486,580	2,574	1,338,260	7,079	64.08	0.92									
8/17/2021	920,090	51,470	971,560	5,140	489,920	2,592	1,461,480	7,731	60.17	4.83									
8/18/2021	849,420	52,470	901,890	4,771	497,780	2,633	1,399,670	7,404	64.54	0.46									
8/19/2021	873,200	51,120	924,320	4,890	458,270	2,424	1,382,590	7,314	64.79	0.21									
8/20/2021	897,290	33,010	930,300	4,921	519,900	2,750	1,450,200	7,672	59.79	5.21									
8/21/2021	890,070	9,940	900,010	4,761	405,350	2,144	1,305,360	6,905	61.54	3.46									
8/22/2021	968,960	28,650	997,610	5,277	409,050	2,164	1,406,660	7,441	61.21	3.79									
8/23/2021	952,820	52,210	1,005,030	5,317	502,800	2,660	1,507,830	7,976	60.75	4.25									
8/24/2021	890,040	53,320	943,360	4,990	498,560	2,637	1,441,920	7,628	64.96	0.04									
8/25/2021	874,600	53,030	927,630	4,907	523,740	2,771	1,451,370	7,678	63.29	1.71									
8/26/2021	891,140	52,340	943,480	4,991	549,170	2,905	1,492,650	7,896	62.08	2.92									
8/27/2021	974,400	51,400	1,025,800	5,426	560,900	2,967	1,586,700	8,394	61.29	3.71									
8/28/2021	905,020	14,220	919,240	4,863	456,870	2,417	1,376,110	7,280	64.71	0.29									
8/29/2021	833,320	45,440	878,760	4,649	425,080	2,249	1,303,840	6,897	66.17	0.00									
8/30/2021	1,032,190	82,990	1,115,180	5,899	575,820	3,046	1,691,000	8,945	57.42	7.58									
8/31/2021	1,192,480	85,200	1,277,680	6,759	599,290	3,170	1,876,970	9,929	58.00	7.00									
8/1/2022	699,820	73,720	773,540	4,092	518,200	2,741	1,291,740	6,833	69.33	0.00									
8/2/2022	754,990	75,520	830,510	4,393	537,850	2,845	1,368,360	7,239	65.71	0.00									
8/3/2022	789,420	75,740	865,160	4,577	550,840	2,914	1,416,000	7,491	62.25	2.75									
8/4/2022	964,860	74,230	1,039,090	5,477	542,470	2,870	1,581,560	8,366	63.29	1.71									
8/5/2022	934,760	45,960	980,720	5,188	519,630	2,749	1,500,350	7,937	65.33	0.00									
8/6/2022	865,860	11,500	877,360	4,641	447,870	2,369	1,325,230	7,010	71.17	0.00									
8/7/2022	808,770	39,060	847,830	4,485	453,280	2,398	1,301,110	6,883	75.21	0.00									
8/8/2022	859,470	74,740	934,210	4,942	552,020	2,920	1,486,230	7,862	75.04	0.00									
8/9/2022	915,550	75,350	990,900	5,242	550,330	2,911	1,541,230	8,153	65.88	0.00									
8/10/2022	817,960	75,750	893,710	4,728	587,040	3,105	1,480,750	7,833	64.00	1.00									
8/11/2022	760,260	75,250	835,510	4,420	586,080	3,100	1,421,590	7,520	68.88	0.00									
8/12/2022	774,980	47,740	822,720	4,352	537,660	2,844	1,360,380	7,196	66.00	0.00									
8/13/2022	786,040	11,510	797,550	4,219	438,640	2,350	1,236,190	6,539	66.58	0.00									
8/14/2022	749,880	38,830	788,710	4,172	444,650	2,352	1,233,360	6,524	68.67	0.00									
8/15/2022	731,800	74,720	806,520	4,266	543,050	2,873	1,349,570	7,139	70.13	0.00									
8/16/2022	808,030	75,240	883,270	4,672	574,650	3,040	1,457,920	7,712	68.79	0.00									
8/17/2022	815,780	75,310	891,090	4,714	564,010	2,984	1,455,100	7,697	76.29	0.00									
8/18/2022	749,060	74,980	824,040	4,359	532,770	2,818	1,356,810	7,178	78.96	0.00									
8/19/2022	795,410	46,230	841,640	4,452	543,190	2,873	1,384,830	7,326	70.38	0.00									
8/20/2022	754,870	12,550	767,420	4,060	482,530	2,553	1,249,950	6,612	67.63	0.00									
8/21/2022	726,610	39,780	766,390	4,054	451,970	2,391	1,218,360	6,445	68.83	0.00									
8/22/2022	719,260	74,570	793,830	4,199	538,180	2,847	1,332,010	7,046	70.21	0.00									
8/23/2022	710,630	76,500	787,130	4,164	561,270	2,969	1,348,400	7,133	67.50	0.00									
8/24/2022	696,620	78,040	774,660	4,098	550,330	2,911	1,324,990	7,009	73.63	0.00									
8/25/2022	697,900	77,380	775,280	4,101	534,210	2,826	1,309,490	6,927	73.25	0.00									

Date	Firm Sales Volumes (Therms)	Interruptible Sales Volumes (Therms)	Total Sales Volumes (Therms)	Total Sales Emissions (mtCO ₂ e)	Transportation Volumes (Therms)	Transportation Emissions (mtCO ₂ e)	Total Volumes (Therms)	Total Emissions (mtCO ₂ e)	Average Daily Temp. (°F)	HDD65
8/26/2022	820,380	47,650	868,030	4,592	536,520	2,838	1,404,550	7,430	64.33	0.67
8/27/2022	946,040	11,700	957,740	5,066	438,320	2,319	1,396,060	7,385	61.75	3.25
8/28/2022	874,510	40,020	914,530	4,838	447,590	2,368	1,362,120	7,206	63.83	1.17
8/29/2022	808,740	75,670	884,410	4,679	524,180	2,773	1,408,590	7,451	70.50	0.00
8/30/2022	773,800	77,690	851,490	4,504	548,770	2,903	1,400,260	7,407	76.00	0.00
8/31/2022	717,100	79,060	796,160	4,212	575,870	3,046	1,372,030	7,258	71.75	0.00
8/1/2023	1,015,730	73,110	1,088,840	5,760	517,340	2,737	1,606,180	8,497	69.83	0.00
8/2/2023	980,880	74,050	1,054,930	5,581	509,580	2,659	1,564,510	8,276	71.13	0.00
8/3/2023	1,017,140	72,510	1,089,650	5,764	464,840	2,459	1,554,490	8,223	71.33	0.00
8/4/2023	971,350	44,310	1,015,660	5,373	497,940	2,634	1,513,600	8,007	72.17	0.00
8/5/2023	996,750	10,160	1,006,910	5,327	398,180	2,106	1,405,090	7,433	66.88	0.00
8/6/2023	803,580	38,200	841,780	4,453	422,020	2,232	1,263,800	6,686	67.08	0.00
8/7/2023	785,180	71,290	856,470	4,531	515,890	2,729	1,372,360	7,260	68.42	0.00
8/8/2023	782,940	73,750	856,690	4,532	536,610	2,839	1,393,300	7,371	67.63	0.00
8/9/2023	817,090	73,820	890,910	4,713	508,280	2,689	1,399,190	7,402	66.63	0.00
8/10/2023	845,820	72,530	918,350	4,858	504,260	2,668	1,422,610	7,526	65.67	0.00
8/11/2023	839,610	45,270	884,880	4,681	473,060	2,502	1,357,940	7,184	68.46	0.00
8/12/2023	781,580	11,920	793,500	4,198	373,720	1,977	1,167,220	6,175	71.29	0.00
8/13/2023	722,620	38,470	761,090	4,026	315,050	1,667	1,076,140	5,693	76.58	0.00
8/14/2023	711,320	71,510	782,830	4,141	424,000	2,243	1,206,830	6,384	81.00	0.00
8/15/2023	714,970	74,320	789,290	4,175	422,520	2,235	1,211,810	6,410	82.08	0.00
8/16/2023	693,710	73,780	767,490	4,060	418,460	2,214	1,185,950	6,274	80.92	0.00
8/17/2023	703,820	72,150	775,970	4,105	427,680	2,262	1,203,650	6,367	75.33	0.00
8/18/2023	798,690	45,020	843,710	4,463	438,110	2,318	1,281,820	6,781	64.00	1.00
8/19/2023	809,780	10,370	820,150	4,339	391,850	2,073	1,212,000	6,411	65.83	0.00
8/20/2023	781,780	39,210	820,990	4,343	386,100	2,042	1,207,090	6,386	68.58	0.00
8/21/2023	831,020	72,200	903,220	4,778	480,620	2,489	1,383,840	7,321	63.04	1.96
8/22/2023	926,970	73,760	1,000,730	5,294	470,430	2,542	1,471,160	7,782	61.88	3.12
8/23/2023	1,078,770	75,030	1,153,800	6,104	453,350	2,398	1,607,150	8,502	63.42	1.58
8/24/2023	1,060,310	74,720	1,135,030	6,004	449,100	2,376	1,584,130	8,380	66.08	0.00
8/25/2023	1,051,290	47,170	1,098,460	5,811	419,800	2,221	1,518,260	8,032	70.04	0.00
8/26/2023	985,770	11,730	997,500	5,277	360,040	1,905	1,357,540	7,181	73.63	0.00
8/27/2023	948,650	38,480	987,130	5,222	347,880	1,840	1,335,010	7,062	69.75	0.00
8/28/2023	1,057,400	72,480	1,129,880	5,977	455,770	2,411	1,585,650	8,388	63.33	1.67
8/29/2023	1,140,730	75,090	1,215,820	6,432	485,310	2,567	1,701,130	8,999	59.79	5.21
8/30/2023	1,100,730	76,260	1,176,990	6,226	428,760	2,268	1,605,750	8,494	65.04	0.00
8/31/2023	1,082,290	75,740	1,158,030	6,126	465,920	2,465	1,623,950	8,591	63.29	1.71

	Firm Sales Volumes (Therms)	Interruptible Sales Volumes (Therms)	Total Sales Volumes (Therms)	Total Sales Emissions (mtCO)	Transportation Volumes (Therms)	Transportation Emissions (mtCO)	Total Volumes (Therms)	Total Emissions (mtCO)	Average Daily Temp. (°F)	HDD65
Max	1,192,480	155,710	1,284,740	6,796	693,280	3,667	1,884,440	9,969	82.08	8.71
Std. Dev. +3	1,037,479	166,834	1,129,587	5,976	737,720	3,903	1,741,613	9,213	82.27	6.38
Std. Dev. +2	951,923	137,413	1,039,519	5,499	665,262	3,519	1,620,984	8,575	77.21	4.61
Std. Dev. +1	866,367	107,992	949,451	5,023	592,803	3,136	1,500,356	7,937	72.15	2.84
Mean	780,812	78,571	859,383	4,546	520,345	2,753	1,379,728	7,299	67.09	1.07
Std. Dev. -1	695,256	49,150	769,315	4,070	447,887	2,369	1,259,100	6,661	62.03	-0.70

Date	Firm Sales Volumes (Therms)	Interruptible Sales Volumes (Therms)	Total Sales Volumes (Therms)	Total Sales Emissions (mtCO ₂ e)	Transportation Volumes (Therms)	Transportation Emissions (mtCO ₂ e)	Total Volumes (Therms)	Total Emissions (mtCO ₂ e)	Average Daily Temp. (°F)	HDD65
Std. Dev. -2	609,700	19,730	679,247	3,593	375,428	1,986	1,138,471	6,023	56.97	-2.47
Std. Dev. -3	524,144	-9,691	589,178	3,117	302,970	1,603	1,017,843	5,384	51.91	-4.24
Min	563,770	7,910	638,530	3,378	315,050	1,667	1,011,970	5,353	56.29	0.00
Std. Dev.	85,556	29,421	90,068	476	72,458	383	120,628	638	5.06	1.77

September Data
Calendar Years 2007 – 2023

Date	Firm Sales Volumes (Therms)		Interruptible Sales Volumes (Therms)		Total Sales Volumes (Therms)		Total Sales Emissions (mtCO ₂ e)		Transportation Volumes (Therms)		Transportation Emissions (mtCO ₂ e)		Total Volumes (Therms)		Total Emissions (mtCO ₂ e)		Average Daily Temp. (°F)		HDD65
	Sales Volumes (Therms)	Interruptible Sales Volumes (Therms)	Total Sales Volumes (Therms)	Total Sales Emissions (mtCO ₂ e)	Transportation Volumes (Therms)	Transportation Emissions (mtCO ₂ e)	Total Volumes (Therms)	Total Emissions (mtCO ₂ e)	Transportation Volumes (Therms)	Transportation Emissions (mtCO ₂ e)	Total Volumes (Therms)	Total Emissions (mtCO ₂ e)	Average Daily Temp. (°F)	HDD65					
9/1/2007	747,900	79,090	826,990	4,375	393,300	2,081	1,220,290	6,455	64.42	0.58									
9/2/2007	682,390	70,220	752,610	3,981	345,160	1,826	1,097,770	5,807	65.08	0.00									
9/3/2007	721,980	76,170	798,150	4,222	356,310	1,885	1,154,460	6,107	66.96	0.00									
9/4/2007	805,540	107,210	912,750	4,828	526,750	2,787	1,439,500	7,615	62.21	2.79									
9/5/2007	803,640	104,880	908,520	4,806	549,700	2,908	1,458,220	7,714	65.42	0.00									
9/6/2007	819,450	120,970	940,420	4,975	572,360	3,028	1,512,780	8,003	63.42	1.58									
9/7/2007	846,860	114,360	961,220	5,085	552,960	2,925	1,514,180	8,010	61.46	3.54									
9/8/2007	853,380	87,310	940,690	4,976	510,320	2,700	1,451,010	7,676	61.71	3.29									
9/9/2007	815,860	100,960	916,820	4,850	479,740	2,538	1,396,560	7,388	65.08	0.00									
9/10/2007	799,330	116,820	916,150	4,846	564,000	2,984	1,480,150	7,830	69.63	0.00									
9/11/2007	774,080	121,380	895,460	4,737	567,810	3,004	1,463,270	7,741	68.29	0.00									
9/12/2007	816,730	152,410	969,140	5,127	609,080	3,222	1,578,220	8,349	60.46	4.54									
9/13/2007	857,920	146,390	1,004,310	5,313	623,060	3,296	1,627,370	8,609	58.88	6.12									
9/14/2007	823,050	126,430	949,480	5,023	571,190	3,022	1,520,670	8,044	60.08	4.92									
9/15/2007	836,820	86,480	923,300	4,884	528,840	2,798	1,452,140	7,682	60.13	4.87									
9/16/2007	991,430	121,780	1,113,210	5,889	489,180	2,588	1,602,390	8,477	56.92	8.08									
9/17/2007	1,099,520	164,170	1,263,690	6,685	579,640	3,066	1,843,330	9,751	56.17	8.83									
9/18/2007	1,206,490	165,990	1,372,480	7,260	558,890	2,957	1,931,370	10,217	53.88	11.12									
9/19/2007	1,313,100	176,430	1,489,530	7,880	572,750	3,030	2,062,280	10,909	54.75	10.25									
9/20/2007	1,471,400	171,750	1,643,150	8,692	598,970	3,169	2,242,120	11,861	53.79	11.21									
9/21/2007	1,121,810	124,700	1,246,510	6,594	585,210	3,096	1,831,720	9,690	57.58	7.42									
9/22/2007	1,247,300	122,170	1,369,470	7,244	466,020	2,465	1,835,490	9,710	55.63	9.37									
9/23/2007	1,495,440	163,440	1,658,880	8,775	513,810	2,718	2,172,690	11,494	53.67	11.33									
9/24/2007	1,356,290	175,020	1,531,310	8,101	578,090	3,058	2,109,400	11,159	54.50	10.50									
9/25/2007	1,582,600	193,040	1,775,640	9,393	595,560	3,151	2,371,200	12,544	52.58	12.42									
9/26/2007	1,391,190	176,020	1,567,210	8,291	622,540	3,293	2,189,750	11,584	55.21	9.79									
9/27/2007	1,343,680	174,220	1,517,900	8,030	567,150	3,000	2,085,050	11,030	55.29	9.71									
9/28/2007	1,606,080	177,460	1,783,540	9,435	570,600	3,018	2,354,140	12,453	51.25	13.75									
9/29/2007	1,800,230	125,880	1,926,110	10,189	473,660	2,506	2,399,770	12,695	50.79	14.21									
9/30/2007	1,791,410	159,230	1,950,640	10,319	458,150	2,424	2,408,790	12,742	51.83	13.17									
9/1/2008	1,110,170	134,010	1,244,180	6,582	347,140	1,836	1,591,320	8,418	56.96	8.04									
9/2/2008	1,027,240	142,080	1,169,320	6,186	537,360	2,843	1,706,680	9,028	58.13	6.87									
9/3/2008	935,790	127,610	1,063,400	5,625	523,380	2,769	1,586,780	8,394	60.67	4.33									
9/4/2008	904,250	128,430	1,032,680	5,463	487,120	2,577	1,519,800	8,040	62.67	2.33									
9/5/2008	853,200	103,400	956,600	5,060	473,240	2,503	1,429,840	7,564	62.25	2.75									
9/6/2008	813,210	78,640	891,850	4,718	381,330	2,017	1,273,180	6,735	63.21	1.79									
9/7/2008	816,100	97,540	913,640	4,833	417,980	2,211	1,331,620	7,044	65.46	0.00									
9/8/2008	836,050	116,300	952,350	5,038	538,790	2,850	1,491,140	7,888	67.00	0.00									
9/9/2008	854,860	135,020	989,880	5,236	544,450	2,880	1,534,330	8,117	63.38	1.62									
9/10/2008	900,900	137,250	1,038,150	5,492	524,800	2,776	1,562,950	8,268	60.67	4.33									
9/11/2008	887,660	122,940	1,010,600	5,346	469,340	2,483	1,479,940	7,829	64.58	0.42									
9/12/2008	828,440	105,620	934,060	4,941	510,280	2,699	1,444,340	7,641	63.63	1.37									
9/13/2008	864,220	93,990	958,210	5,069	463,720	2,453	1,421,930	7,522	61.46	3.54									
9/14/2008	822,410	107,320	929,730	4,918	444,030	2,349	1,373,760	7,267	65.00	0.00									
9/15/2008	817,120	126,660	943,780	4,993	585,470	3,097	1,529,250	8,090	66.33	0.00									
9/16/2008	820,340	128,860	949,200	5,021	522,230	2,763	1,471,430	7,784	66.83	0.00									
9/17/2008	836,730	136,870	973,600	5,150	540,870	2,861	1,514,470	8,012	62.21	2.79									
9/18/2008	987,660	151,630	1,139,290	6,027	546,320	2,890	1,685,610	8,917	56.46	8.54									
9/19/2008	1,066,010	123,610	1,189,620	6,293	512,610	2,712	1,702,230	9,005	57.08	7.92									

Date	Firm Sales Volumes (Therms)	Interruptible Sales Volumes (Therms)	Total Sales Volumes (Therms)	Total Sales Emissions (mtCO ₂ e)	Transportation Volumes (Therms)	Transportation Emissions (mtCO ₂ e)	Total Volumes (Therms)	Total Emissions (mtCO ₂ e)	Average Daily Temp. (°F)	HDD65
9/20/2008	1,280,850	107,230	1,388,080	7,343	448,960	2,375	1,837,040	9,718	55.29	9.71
9/21/2008	1,133,150	126,290	1,259,440	6,662	439,610	2,326	1,699,050	8,988	57.46	7.54
9/22/2008	1,442,210	205,290	1,647,500	8,715	597,060	3,158	2,244,560	11,874	54.67	10.33
9/23/2008	1,475,400	188,840	1,664,240	8,804	615,650	3,257	2,279,890	12,061	52.79	12.21
9/24/2008	1,355,240	167,950	1,523,190	8,058	530,380	2,806	2,053,570	10,863	55.17	9.83
9/25/2008	1,303,620	156,530	1,460,150	7,724	507,810	2,686	1,967,960	10,411	56.29	8.71
9/26/2008	1,035,270	131,630	1,166,900	6,173	528,840	2,798	1,695,740	8,970	58.08	6.92
9/27/2008	1,057,930	106,520	1,164,450	6,160	436,600	2,310	1,601,050	8,470	57.79	7.21
9/28/2008	1,168,210	138,840	1,307,050	6,914	399,320	2,112	1,706,370	9,027	58.58	6.42
9/29/2008	1,031,000	149,340	1,180,340	6,244	540,400	2,859	1,720,740	9,103	61.75	3.25
9/30/2008	1,006,500	142,510	1,149,010	6,078	556,770	2,945	1,705,780	9,024	59.58	5.42
9/1/2009	789,800	136,950	926,750	4,903	612,560	3,240	1,539,310	8,143	58.88	6.12
9/2/2009	763,250	106,140	869,390	4,599	551,950	2,920	1,421,340	7,519	63.83	1.17
9/3/2009	752,260	109,890	862,150	4,561	599,510	3,171	1,461,660	7,732	63.50	1.50
9/4/2009	718,070	78,580	796,650	4,214	447,700	2,368	1,244,350	6,583	64.79	0.21
9/5/2009	741,290	76,870	818,160	4,328	384,220	2,033	1,202,380	6,361	60.96	4.04
9/6/2009	930,520	96,140	1,026,660	5,431	416,190	2,202	1,442,850	7,633	56.42	8.58
9/7/2009	970,410	104,330	1,074,740	5,685	404,590	2,140	1,479,330	7,826	58.08	6.92
9/8/2009	867,050	124,470	991,520	5,245	628,710	3,326	1,620,230	8,571	59.54	5.46
9/9/2009	803,690	111,640	915,330	4,842	625,660	3,310	1,540,990	8,152	62.50	2.50
9/10/2009	773,710	110,830	884,540	4,679	610,060	3,227	1,494,600	7,906	64.08	0.92
9/11/2009	727,210	84,710	811,920	4,295	501,510	2,653	1,313,430	6,948	69.42	0.00
9/12/2009	682,270	66,600	748,870	3,962	420,030	2,222	1,168,900	6,183	69.17	0.00
9/13/2009	692,510	79,380	771,890	4,083	396,560	2,098	1,168,450	6,181	64.92	0.08
9/14/2009	740,440	105,380	845,820	4,474	590,000	3,121	1,435,820	7,595	63.75	1.25
9/15/2009	720,780	93,720	814,500	4,309	588,680	3,114	1,403,180	7,423	68.33	0.00
9/16/2009	743,950	115,500	859,450	4,546	506,970	2,682	1,366,420	7,228	64.00	1.00
9/17/2009	770,490	122,310	892,800	4,723	535,390	2,832	1,428,190	7,555	62.04	2.96
9/18/2009	736,290	86,230	822,520	4,351	474,950	2,512	1,297,470	6,864	65.42	0.00
9/19/2009	829,860	95,320	925,180	4,894	412,940	2,184	1,338,120	7,079	60.21	4.79
9/20/2009	932,320	133,810	1,066,130	5,640	397,470	2,103	1,463,600	7,742	58.79	6.21
9/21/2009	891,250	137,810	1,029,060	5,444	554,790	2,935	1,583,850	8,379	61.33	3.67
9/22/2009	767,930	116,760	884,690	4,680	505,620	2,675	1,390,310	7,355	68.92	0.00
9/23/2009	747,620	125,420	873,040	4,618	551,240	2,916	1,424,280	7,534	66.63	0.00
9/24/2009	877,720	155,330	1,033,050	5,465	550,550	2,912	1,583,600	8,377	58.50	6.50
9/25/2009	905,150	118,360	1,023,510	5,414	504,700	2,670	1,528,210	8,084	59.67	5.33
9/26/2009	936,320	96,360	1,032,680	5,463	459,570	2,431	1,492,250	7,894	59.38	5.62
9/27/2009	1,057,070	147,810	1,204,880	6,374	530,100	2,804	1,734,980	9,178	56.67	8.33
9/28/2009	1,262,840	181,620	1,444,460	7,641	666,760	3,527	2,111,220	11,168	53.21	11.79
9/29/2009	1,658,420	216,280	1,874,700	9,917	742,370	3,927	2,617,070	13,844	51.63	13.37
9/30/2009	1,526,320	179,440	1,705,760	9,023	693,730	3,670	2,399,490	12,693	50.96	14.04
9/1/2010	928,000	134,680	1,062,680	5,622	540,000	2,857	1,602,680	8,478	61.42	3.58
9/2/2010	873,510	120,750	994,260	5,260	531,550	2,812	1,525,810	8,072	63.42	1.58
9/3/2010	777,020	85,960	862,980	4,565	498,830	2,639	1,361,810	7,204	66.58	0.00
9/4/2010	851,570	92,570	944,140	4,995	371,470	1,965	1,315,610	6,960	58.58	6.42
9/5/2010	913,060	91,550	1,004,610	5,314	345,360	1,827	1,349,970	7,141	57.63	7.37
9/6/2010	1,107,380	115,370	1,222,750	6,468	357,610	1,892	1,580,360	8,360	56.13	8.87
9/7/2010	968,750	138,600	1,107,350	5,858	520,250	2,752	1,627,600	8,610	59.25	5.75
9/8/2010	1,002,630	143,040	1,145,670	6,061	542,970	2,872	1,688,640	8,933	55.71	9.29

Date	Firm Sales Volumes (Therms)		Interruptible Sales Volumes (Therms)		Total Sales Volumes (Therms)		Total Sales Emissions (mtCO ₂ e)		Transportation Volumes (Therms)		Transportation Emissions (mtCO ₂ e)		Total Volumes (Therms)		Total Emissions (mtCO ₂ e)		Average Daily Temp. (°F)		HDD65
	Sales Volumes (Therms)	Interruptible Sales Volumes (Therms)	Total Sales Volumes (Therms)	Total Sales Emissions (mtCO ₂ e)	Transportation Volumes (Therms)	Transportation Emissions (mtCO ₂ e)	Total Volumes (Therms)	Total Emissions (mtCO ₂ e)	Transportation Volumes (Therms)	Transportation Emissions (mtCO ₂ e)	Total Volumes (Therms)	Total Emissions (mtCO ₂ e)	Average Daily Temp. (°F)	HDD65					
9/9/2010	1,036,590	140,010	1,176,600	6,224	619,810	3,279	1,796,410	9,503	57.13	7.87									
9/10/2010	1,055,900	115,770	1,171,670	6,198	522,230	2,763	1,693,900	8,961	58.21	6.79									
9/11/2010	966,240	84,620	1,050,860	5,559	441,960	2,338	1,492,820	7,897	58.08	6.92									
9/12/2010	904,000	94,550	998,550	5,282	465,390	2,462	1,463,940	7,744	61.13	3.87									
9/13/2010	866,280	138,820	1,005,100	5,317	639,470	3,383	1,644,570	8,700	61.00	4.00									
9/14/2010	903,020	137,620	1,040,640	5,505	559,590	2,960	1,600,230	8,465	60.00	5.00									
9/15/2010	889,710	113,920	1,003,630	5,309	498,770	2,638	1,502,400	7,948	60.29	4.71									
9/16/2010	869,170	113,000	982,170	5,196	479,510	2,537	1,461,680	7,732	62.50	2.50									
9/17/2010	827,000	98,180	925,180	4,894	483,830	2,559	1,409,010	7,454	60.79	4.21									
9/18/2010	780,600	61,680	842,280	4,456	390,530	2,066	1,232,810	6,522	63.96	1.04									
9/19/2010	828,270	96,420	924,690	4,892	415,100	2,196	1,339,790	7,087	61.29	3.71									
9/20/2010	1,005,890	164,740	1,170,630	6,193	503,740	2,665	1,674,370	8,857	58.46	6.54									
9/21/2010	1,093,070	164,190	1,257,260	6,651	582,350	3,081	1,839,610	9,732	57.04	7.96									
9/22/2010	1,094,400	148,550	1,242,950	6,575	549,090	2,905	1,792,040	9,480	56.92	8.08									
9/23/2010	1,318,750	172,220	1,490,970	7,887	524,310	2,774	2,015,280	10,661	54.79	10.21									
9/24/2010	1,096,660	116,380	1,213,040	6,417	512,430	2,711	1,725,470	9,128	59.13	5.87									
9/25/2010	897,990	69,230	967,220	5,117	472,000	2,497	1,439,220	7,613	62.67	2.33									
9/26/2010	824,270	84,640	908,910	4,808	448,110	2,371	1,357,020	7,179	61.88	3.12									
9/27/2010	770,500	107,890	878,390	4,647	513,670	2,717	1,392,060	7,364	65.58	0.00									
9/28/2010	887,040	142,030	1,029,070	5,444	569,450	3,012	1,598,520	8,456	62.08	2.92									
9/29/2010	1,131,450	161,300	1,292,750	6,839	573,930	3,036	1,866,680	9,875	55.88	9.12									
9/30/2010	1,013,520	152,680	1,166,200	6,169	552,460	2,923	1,718,660	9,092	59.33	5.67									
9/1/2011	861,650	124,840	986,490	5,219	610,970	3,232	1,597,460	8,451	60.50	4.50									
9/2/2011	842,350	106,210	948,560	5,018	535,770	2,834	1,484,330	7,852	62.17	2.83									
9/3/2011	785,680	79,090	864,770	4,575	395,200	2,091	1,259,970	6,665	66.21	0.00									
9/4/2011	709,190	90,610	799,800	4,231	382,880	2,025	1,182,680	6,256	67.83	0.00									
9/5/2011	748,650	116,100	864,750	4,575	413,230	2,186	1,277,980	6,761	66.92	0.00									
9/6/2011	789,700	118,160	907,860	4,803	588,300	3,112	1,496,160	7,915	66.67	0.00									
9/7/2011	755,960	109,560	865,520	4,579	629,090	3,328	1,494,610	7,906	69.42	0.00									
9/8/2011	750,160	108,870	859,030	4,544	618,780	3,273	1,477,810	7,818	70.63	0.00									
9/9/2011	737,060	94,410	831,470	4,398	537,480	2,843	1,368,950	7,242	70.92	0.00									
9/10/2011	711,190	69,560	780,750	4,130	463,240	2,451	1,243,990	6,581	70.08	0.00									
9/11/2011	712,190	87,460	799,650	4,230	409,040	2,164	1,208,690	6,394	71.08	0.00									
9/12/2011	787,540	117,660	905,200	4,789	574,370	3,038	1,479,570	7,827	60.75	4.25									
9/13/2011	835,000	115,230	950,230	5,027	605,860	3,205	1,556,090	8,232	60.29	4.71									
9/14/2011	841,320	111,140	952,460	5,039	631,300	3,340	1,583,760	8,378	62.08	2.92									
9/15/2011	918,090	140,520	1,058,610	5,600	627,090	3,317	1,685,700	8,917	59.79	5.21									
9/16/2011	988,760	122,950	1,111,710	5,881	619,850	3,279	1,731,560	9,160	56.25	8.75									
9/17/2011	1,105,860	96,910	1,202,770	6,363	511,690	2,707	1,714,460	9,069	55.46	9.54									
9/18/2011	957,940	101,010	1,058,950	5,602	464,570	2,458	1,523,520	8,059	58.83	6.17									
9/19/2011	953,190	149,180	1,102,370	5,832	611,710	3,236	1,714,080	9,067	60.71	4.29									
9/20/2011	924,380	120,920	1,045,300	5,530	606,700	3,209	1,652,000	8,739	62.38	2.62									
9/21/2011	812,890	96,220	909,110	4,809	590,290	3,123	1,499,400	7,932	66.63	0.00									
9/22/2011	785,840	94,180	880,020	4,655	566,850	2,999	1,446,870	7,654	67.67	0.00									
9/23/2011	723,880	80,510	804,390	4,255	472,250	2,498	1,276,640	6,753	70.25	0.00									
9/24/2011	738,060	65,290	803,350	4,250	409,720	2,167	1,213,070	6,417	66.71	0.00									
9/25/2011	859,130	113,260	972,390	5,144	429,050	2,270	1,401,440	7,414	60.29	4.71									
9/26/2011	1,115,150	144,020	1,259,170	6,661	601,840	3,184	1,861,010	9,845	56.71	8.29									
9/27/2011	1,063,870	147,790	1,211,660	6,410	640,640	3,389	1,852,300	9,799	58.79	6.21									

Date	Firm Sales Volumes (Therms)	Interruptible Sales Volumes (Therms)	Total Sales Volumes (Therms)	Total Sales Emissions (mtCO ₂ e)	Transportation Volumes (Therms)	Transportation Emissions (mtCO ₂ e)	Total Volumes (Therms)	Total Emissions (mtCO ₂ e)	Average Daily Temp. (°F)	HDD65
9/28/2011	1,210,580	172,280	1,382,860	7,315	696,930	3,687	2,079,790	11,002	56.04	8.96
9/29/2011	1,030,660	135,590	1,166,250	6,169	620,780	3,284	1,787,030	9,453	60.58	4.42
9/30/2011	1,034,430	132,040	1,166,470	6,171	622,460	3,293	1,788,930	9,463	57.71	7.29
9/1/2012	840,950	90,540	931,490	4,928	445,640	2,357	1,377,130	7,285	59.92	5.08
9/2/2012	824,660	86,850	911,510	4,822	394,920	2,089	1,306,430	6,911	60.29	4.71
9/3/2012	831,250	125,860	957,110	5,063	424,220	2,244	1,381,330	7,307	62.71	2.29
9/4/2012	829,440	118,990	948,430	5,017	581,050	3,074	1,529,480	8,091	64.75	0.25
9/5/2012	816,440	106,720	923,160	4,884	586,520	3,103	1,509,680	7,986	65.67	0.00
9/6/2012	794,480	106,980	901,460	4,769	566,120	2,995	1,467,580	7,763	68.92	0.00
9/7/2012	744,080	89,300	833,380	4,409	522,580	2,764	1,355,960	7,173	73.17	0.00
9/8/2012	736,200	67,860	804,060	4,253	440,530	2,330	1,244,590	6,584	65.71	0.00
9/9/2012	813,900	104,910	918,810	4,861	443,950	2,348	1,362,760	7,209	60.75	4.25
9/10/2012	937,100	157,910	1,095,010	5,793	603,060	3,190	1,698,070	8,983	58.54	6.46
9/11/2012	1,060,320	160,740	1,221,060	6,459	630,240	3,334	1,851,300	9,793	57.71	7.29
9/12/2012	1,071,610	143,880	1,215,490	6,430	664,110	3,513	1,879,600	9,943	59.33	5.67
9/13/2012	908,530	128,470	1,037,000	5,486	660,310	3,493	1,697,310	8,979	65.92	0.00
9/14/2012	816,460	109,020	925,480	4,896	596,780	3,157	1,522,260	8,053	65.38	0.00
9/15/2012	848,850	91,910	940,760	4,977	526,810	2,787	1,467,570	7,763	61.21	3.79
9/16/2012	871,420	112,880	984,300	5,207	494,220	2,614	1,478,520	7,821	63.21	1.79
9/17/2012	835,380	122,560	957,940	5,068	604,160	3,196	1,562,100	8,264	66.67	0.00
9/18/2012	813,370	119,630	933,000	4,936	525,670	2,781	1,458,670	7,716	66.29	0.00
9/19/2012	863,300	136,380	999,680	5,288	524,380	2,774	1,524,060	8,062	60.13	4.87
9/20/2012	882,220	146,890	1,029,110	5,444	555,970	2,941	1,585,080	8,385	56.63	8.37
9/21/2012	968,080	112,480	1,080,560	5,716	528,900	2,798	1,609,460	8,514	58.04	6.96
9/22/2012	1,005,190	96,260	1,101,450	5,827	461,990	2,444	1,563,440	8,271	59.29	5.71
9/23/2012	1,050,120	128,700	1,178,820	6,236	495,170	2,619	1,673,990	8,855	58.88	6.12
9/24/2012	987,520	126,280	1,113,800	5,892	593,110	3,138	1,706,910	9,030	60.13	4.87
9/25/2012	1,044,630	158,290	1,202,920	6,363	599,150	3,170	1,802,070	9,533	59.38	5.62
9/26/2012	1,173,420	164,840	1,338,260	7,079	610,920	3,232	1,949,180	10,311	57.13	7.87
9/27/2012	1,038,590	136,330	1,174,920	6,215	624,530	3,304	1,799,450	9,519	60.21	4.79
9/28/2012	858,200	111,340	969,540	5,129	560,610	2,966	1,530,150	8,094	62.96	2.04
9/29/2012	985,560	102,950	1,088,510	5,758	505,430	2,674	1,593,940	8,432	60.67	4.33
9/30/2012	1,157,280	139,770	1,297,050	6,861	517,780	2,739	1,814,830	9,600	58.25	6.75
9/1/2013	658,410	77,150	735,560	3,891	375,080	1,984	1,110,640	5,875	69.50	0.00
9/2/2013	665,780	97,810	763,590	4,039	452,750	2,395	1,216,340	6,434	71.08	0.00
9/3/2013	735,040	111,380	846,420	4,478	578,780	3,062	1,425,200	7,539	67.04	0.00
9/4/2013	759,920	111,150	871,070	4,608	592,460	3,134	1,463,530	7,742	66.25	0.00
9/5/2013	767,670	116,390	884,060	4,677	587,460	3,108	1,471,520	7,784	63.63	1.37
9/6/2013	763,650	101,150	864,800	4,575	591,610	3,130	1,456,410	7,704	64.13	0.87
9/7/2013	756,810	81,700	838,510	4,436	540,240	2,858	1,378,750	7,294	66.08	0.00
9/8/2013	742,060	93,760	835,820	4,421	514,410	2,721	1,350,230	7,143	68.21	0.00
9/9/2013	741,850	117,000	858,850	4,543	656,630	3,474	1,515,480	8,017	65.33	0.00
9/10/2013	752,740	108,890	861,630	4,558	621,650	3,289	1,483,280	7,847	68.17	0.00
9/11/2013	700,930	100,550	801,480	4,240	630,340	3,334	1,431,820	7,574	75.58	0.00
9/12/2013	719,540	106,910	826,450	4,372	635,510	3,362	1,461,960	7,734	66.83	0.00
9/13/2013	727,680	102,060	829,740	4,389	601,860	3,184	1,431,600	7,573	62.79	2.21
9/14/2013	746,100	84,380	830,480	4,393	534,000	2,825	1,364,480	7,218	64.21	0.79
9/15/2013	804,640	100,880	905,520	4,790	488,850	2,586	1,394,370	7,376	61.67	3.33
9/16/2013	832,730	128,570	961,300	5,085	620,220	3,281	1,581,520	8,366	63.42	1.58

Date	Firm Sales Volumes (Therms)	Interruptible Sales Volumes (Therms)	Total Sales Volumes (Therms)	Total Sales Emissions (mtCO ₂ e)	Transportation Volumes (Therms)	Transportation Emissions (mtCO ₂ e)	Total Volumes (Therms)	Total Emissions (mtCO ₂ e)	Average Daily Temp. (°F)	HDD65
9/17/2013	933,130	146,400	1,079,530	5,711	635,720	3,363	1,715,250	9,074	60.79	4.21
9/18/2013	934,670	142,670	1,077,340	5,699	624,210	3,302	1,701,550	9,001	61.54	3.46
9/19/2013	880,510	135,330	1,015,840	5,374	580,250	3,070	1,596,090	8,443	64.33	0.67
9/20/2013	816,230	100,230	916,460	4,848	545,540	2,886	1,462,000	7,734	62.92	2.08
9/21/2013	821,220	78,690	899,910	4,761	442,900	2,343	1,342,810	7,103	61.50	3.50
9/22/2013	1,050,550	124,150	1,174,700	6,214	463,910	2,454	1,638,610	8,668	58.08	6.92
9/23/2013	1,241,500	167,530	1,409,030	7,454	575,930	3,047	1,984,960	10,500	56.79	8.21
9/24/2013	1,308,970	168,180	1,477,150	7,814	593,740	3,141	2,070,890	10,955	54.71	10.29
9/25/2013	1,664,460	194,090	1,858,550	9,832	639,720	3,384	2,498,270	13,216	53.63	11.37
9/26/2013	1,547,710	175,320	1,723,030	9,115	699,090	3,698	2,422,120	12,813	53.29	11.71
9/27/2013	1,609,260	140,740	1,750,000	9,258	619,080	3,275	2,369,080	12,532	54.88	10.12
9/28/2013	1,544,860	106,030	1,650,890	8,733	538,590	2,849	2,189,480	11,582	56.63	8.37
9/29/2013	1,904,210	157,790	2,062,000	10,908	580,380	3,070	2,642,380	13,978	54.58	10.42
9/30/2013	1,962,230	195,890	2,158,120	11,416	724,250	3,831	2,882,370	15,248	52.54	12.46
9/1/2014	753,260	72,560	825,820	4,369	364,990	1,931	1,190,810	6,299	64.29	0.71
9/2/2014	860,020	82,080	942,100	4,984	538,180	2,847	1,480,280	7,831	62.17	2.83
9/3/2014	908,730	98,980	1,007,710	5,331	581,010	3,074	1,588,720	8,404	61.00	4.00
9/4/2014	862,960	100,290	963,250	5,096	548,060	2,899	1,511,310	7,995	63.00	2.00
9/5/2014	753,310	100,590	853,900	4,517	540,880	2,861	1,394,780	7,378	68.92	0.00
9/6/2014	721,460	78,610	800,070	4,232	436,130	2,307	1,236,200	6,539	72.38	0.00
9/7/2014	754,610	51,890	806,500	4,266	413,880	2,189	1,220,380	6,456	68.67	0.00
9/8/2014	822,130	77,370	899,500	4,758	607,490	3,214	1,506,990	7,972	60.92	4.08
9/9/2014	841,740	105,130	946,870	5,009	534,040	2,825	1,480,910	7,834	62.75	2.25
9/10/2014	934,310	105,610	1,039,920	5,501	585,110	3,095	1,625,030	8,596	60.33	4.67
9/11/2014	954,220	104,140	1,058,360	5,599	575,470	3,044	1,633,830	8,643	65.33	0.00
9/12/2014	897,400	103,900	1,001,300	5,297	540,190	2,858	1,541,490	8,154	65.25	0.00
9/13/2014	840,000	80,540	920,540	4,870	432,890	2,290	1,353,430	7,160	68.13	0.00
9/14/2014	824,000	58,310	882,310	4,667	403,160	2,133	1,285,470	6,800	69.33	0.00
9/15/2014	774,650	85,140	859,790	4,548	536,720	2,839	1,396,510	7,388	69.79	0.00
9/16/2014	736,640	114,760	851,400	4,504	512,720	2,712	1,364,120	7,216	63.67	1.33
9/17/2014	745,140	112,340	857,480	4,536	528,940	2,798	1,386,420	7,334	64.25	0.75
9/18/2014	797,610	112,350	909,960	4,814	550,940	2,914	1,460,900	7,728	62.67	2.33
9/19/2014	719,330	112,770	832,100	4,402	519,960	2,751	1,352,060	7,152	66.38	0.00
9/20/2014	758,580	87,570	846,150	4,476	434,490	2,298	1,280,640	6,775	64.88	0.12
9/21/2014	762,880	61,630	824,510	4,362	424,290	2,244	1,248,800	6,606	65.25	0.00
9/22/2014	771,240	88,310	859,550	4,547	559,370	2,959	1,418,920	7,506	64.54	0.46
9/23/2014	790,320	118,900	909,220	4,810	534,190	2,826	1,443,410	7,636	62.29	2.71
9/24/2014	873,880	115,410	989,290	5,233	559,810	2,961	1,549,100	8,195	62.25	2.75
9/25/2014	851,410	116,360	967,770	5,120	547,090	2,894	1,514,860	8,014	61.75	3.25
9/26/2014	873,460	114,100	987,560	5,224	521,160	2,757	1,508,720	7,981	61.08	3.92
9/27/2014	901,130	93,390	994,520	5,261	462,820	2,448	1,457,340	7,709	60.42	4.58
9/28/2014	1,084,110	66,030	1,150,140	6,084	418,530	2,214	1,568,670	8,298	58.08	6.92
9/29/2014	1,250,880	93,540	1,344,420	7,112	550,120	2,910	1,894,540	10,022	57.00	8.00
9/30/2014	1,099,660	126,270	1,225,930	6,485	552,350	2,922	1,778,280	9,407	59.17	5.83
9/1/2015	924,610	88,090	1,012,700	5,357	583,520	3,087	1,596,220	8,444	61.08	3.92
9/2/2015	968,130	86,750	1,054,880	5,580	610,560	3,230	1,665,440	8,810	59.04	5.96
9/3/2015	1,047,230	86,700	1,133,930	5,998	596,410	3,155	1,730,340	9,153	57.13	7.87
9/4/2015	1,229,250	65,310	1,294,560	6,848	575,120	3,042	1,869,680	9,891	55.42	9.58
9/5/2015	1,112,930	35,700	1,148,630	6,076	438,000	2,317	1,586,630	8,393	57.08	7.92

Date	Firm Sales Volumes (Therms)	Interruptible Sales Volumes (Therms)	Total Sales Volumes (Therms)	Total Sales Emissions (mtCO ₂ e)	Transportation Volumes (Therms)	Transportation Emissions (mtCO ₂ e)	Total Volumes (Therms)	Total Emissions (mtCO ₂ e)	Average Daily Temp. (°F)	HDD65
9/6/2015	1,103,280	59,300	1,162,580	6,150	410,960	2,174	1,573,540	8,324	56.96	8.04
9/7/2015	893,660	84,330	977,990	5,174	424,440	2,245	1,402,430	7,419	61.71	3.29
9/8/2015	845,880	91,210	937,090	4,957	572,260	3,027	1,509,350	7,984	63.75	1.25
9/9/2015	797,590	91,580	889,170	4,704	622,130	3,291	1,511,300	7,995	66.13	0.00
9/10/2015	802,590	90,360	892,950	4,724	594,940	3,147	1,487,890	7,871	66.04	0.00
9/11/2015	757,560	67,340	824,900	4,364	559,690	2,961	1,384,590	7,324	69.21	0.00
9/12/2015	757,930	37,290	795,220	4,207	468,390	2,478	1,263,610	6,684	68.96	0.00
9/13/2015	888,840	60,790	949,630	5,024	463,660	2,453	1,413,290	7,476	60.67	4.33
9/14/2015	1,165,580	90,820	1,256,400	6,646	623,760	3,300	1,880,160	9,946	55.88	9.12
9/15/2015	1,231,480	96,250	1,327,730	7,024	676,750	3,580	2,004,480	10,604	55.96	9.04
9/16/2015	1,059,990	98,240	1,158,230	6,127	643,140	3,402	1,801,370	9,529	58.50	6.50
9/17/2015	1,096,150	97,420	1,193,570	6,314	626,000	3,312	1,819,570	9,626	59.33	5.67
9/18/2015	979,790	73,070	1,052,860	5,570	613,460	3,245	1,666,320	8,815	61.08	3.92
9/19/2015	870,200	42,650	912,850	4,829	514,540	2,722	1,427,390	7,551	63.08	1.92
9/20/2015	849,550	68,410	917,960	4,856	505,490	2,674	1,423,450	7,530	65.17	0.00
9/21/2015	1,142,520	95,060	1,237,580	6,547	671,620	3,553	1,909,200	10,100	57.21	7.79
9/22/2015	1,368,320	95,890	1,464,210	7,746	661,280	3,498	2,125,490	11,244	56.17	8.83
9/23/2015	1,188,550	98,240	1,286,790	6,807	644,260	3,408	1,931,050	10,215	57.67	7.33
9/24/2015	928,370	99,960	1,028,330	5,440	611,960	3,237	1,640,290	8,677	62.25	2.75
9/25/2015	1,172,170	74,610	1,246,780	6,595	603,690	3,194	1,850,470	9,789	57.17	7.83
9/26/2015	1,413,000	45,680	1,458,680	7,716	512,120	2,709	1,970,800	10,426	56.29	8.71
9/27/2015	1,613,650	66,000	1,679,650	8,885	508,310	2,689	2,187,960	11,574	54.04	10.96
9/28/2015	1,414,640	96,890	1,511,530	7,996	658,730	3,485	2,170,260	11,481	57.63	7.37
9/29/2015	1,234,720	98,910	1,333,630	7,055	621,830	3,289	1,955,460	10,344	59.54	5.46
9/30/2015	1,370,490	103,080	1,473,570	7,795	674,320	3,567	2,147,890	11,362	55.71	9.29
9/1/2016	914,030	100,230	1,014,260	5,365	550,700	2,913	1,564,960	8,279	60.58	4.42
9/2/2016	958,610	69,810	1,028,420	5,440	485,080	2,566	1,513,500	8,006	60.29	4.71
9/3/2016	994,100	34,730	1,028,830	5,443	374,570	1,981	1,403,400	7,424	60.13	4.87
9/4/2016	949,300	64,600	1,013,900	5,364	343,640	1,818	1,357,540	7,181	59.42	5.58
9/5/2016	1,000,500	95,730	1,096,230	5,799	374,010	1,979	1,470,240	7,778	58.71	6.29
9/6/2016	941,750	101,440	1,043,190	5,518	550,320	2,911	1,593,510	8,430	60.00	5.00
9/7/2016	964,540	102,560	1,067,100	5,645	613,260	3,244	1,680,360	8,889	60.38	4.62
9/8/2016	975,610	103,530	1,079,140	5,709	601,310	3,181	1,680,450	8,890	61.42	3.58
9/9/2016	960,630	74,530	1,035,160	5,476	583,670	3,088	1,618,830	8,564	62.13	2.87
9/10/2016	890,390	38,000	928,390	4,911	464,250	2,456	1,392,640	7,367	64.25	0.75
9/11/2016	965,570	66,080	1,031,650	5,457	456,940	2,417	1,488,590	7,875	60.96	4.04
9/12/2016	1,005,260	102,880	1,108,140	5,862	556,150	2,942	1,664,290	8,804	63.42	1.58
9/13/2016	967,200	102,980	1,070,180	5,661	637,080	3,370	1,707,260	9,031	64.88	0.12
9/14/2016	922,550	104,330	1,026,880	5,432	641,700	3,395	1,668,580	8,827	63.88	1.12
9/15/2016	952,350	108,470	1,060,820	5,612	621,150	3,286	1,681,970	8,898	60.08	4.92
9/16/2016	884,800	82,000	966,800	5,114	598,410	3,166	1,565,210	8,280	61.83	3.17
9/17/2016	1,001,190	45,760	1,046,950	5,538	495,150	2,619	1,542,100	8,158	59.92	5.08
9/18/2016	987,290	73,010	1,060,300	5,609	505,930	2,676	1,566,230	8,285	60.21	4.79
9/19/2016	1,112,330	108,470	1,220,800	6,458	629,960	3,332	1,850,760	9,791	59.83	5.17
9/20/2016	1,204,020	111,140	1,315,160	6,957	678,800	3,591	1,993,960	10,548	57.17	7.83
9/21/2016	1,230,380	107,980	1,338,360	7,080	682,620	3,611	2,020,980	10,691	58.67	6.33
9/22/2016	1,181,480	107,400	1,288,880	6,818	639,280	3,382	1,928,160	10,209	56.17	8.83
9/23/2016	1,325,970	80,920	1,406,890	7,442	617,450	3,266	2,024,340	10,709	56.83	8.17
9/24/2016	1,059,150	47,400	1,106,550	5,854	558,690	2,955	1,665,240	8,809	59.42	5.58

Date	Firm Sales Volumes (Therms)	Interruptible Sales Volumes (Therms)	Total Sales Volumes (Therms)	Total Sales Emissions (mtCO ₂ e)	Transportation Volumes (Therms)	Transportation Emissions (mtCO ₂ e)	Total Volumes (Therms)	Total Emissions (mtCO ₂ e)	Average Daily Temp. (°F)	HDD65
9/25/2016	907,610	74,110	981,720	5,193	506,800	2,681	1,488,520	7,874	65.33	0.00
9/26/2016	838,830	112,070	950,900	5,030	640,530	3,388	1,591,430	8,419	64.79	0.21
9/27/2016	975,270	109,150	1,084,420	5,737	678,550	3,590	1,762,970	9,326	62.29	2.71
9/28/2016	1,256,340	110,850	1,367,190	7,232	703,400	3,721	2,070,590	10,953	58.42	6.58
9/29/2016	1,413,960	112,580	1,526,540	8,075	684,240	3,620	2,210,780	11,695	56.96	8.04
9/30/2016	1,402,560	86,880	1,489,440	7,879	660,390	3,493	2,149,830	11,373	54.63	10.37
9/1/2017	757,650	59,740	817,390	4,324	586,420	3,102	1,403,810	7,426	70.08	0.00
9/2/2017	716,210	27,300	743,510	3,933	475,180	2,514	1,218,690	6,447	75.54	0.00
9/3/2017	655,090	51,960	707,050	3,740	398,360	2,107	1,105,410	5,848	76.92	0.00
9/4/2017	661,950	80,480	742,430	3,927	416,320	2,202	1,158,750	6,130	76.92	0.00
9/5/2017	691,690	85,840	777,530	4,113	612,570	3,240	1,390,100	7,354	74.96	0.00
9/6/2017	716,210	85,570	801,780	4,241	613,250	3,244	1,415,030	7,486	70.88	0.00
9/7/2017	742,360	85,600	827,960	4,380	614,860	3,253	1,442,820	7,633	67.25	0.00
9/8/2017	761,130	62,200	823,330	4,355	620,120	3,280	1,443,450	7,636	65.92	0.00
9/9/2017	836,870	30,920	867,790	4,591	521,910	2,761	1,389,700	7,352	61.75	3.25
9/10/2017	853,880	54,330	908,210	4,804	498,320	2,636	1,406,530	7,441	64.96	0.04
9/11/2017	813,630	84,980	898,610	4,754	621,700	3,289	1,520,310	8,042	66.25	0.00
9/12/2017	794,090	86,560	880,650	4,659	604,340	3,197	1,484,990	7,856	67.21	0.00
9/13/2017	886,440	87,260	973,700	5,151	642,180	3,397	1,615,880	8,548	60.21	4.79
9/14/2017	959,480	87,610	1,047,090	5,539	624,580	3,304	1,671,670	8,843	64.21	0.79
9/15/2017	984,810	66,970	1,051,780	5,564	597,000	3,158	1,648,780	8,722	63.13	1.87
9/16/2017	989,820	37,440	1,027,260	5,434	522,730	2,765	1,549,990	8,199	63.04	1.96
9/17/2017	1,187,280	60,970	1,248,250	6,603	531,330	2,811	1,779,580	9,414	57.29	7.71
9/18/2017	1,362,410	91,040	1,453,450	7,689	620,150	3,281	2,073,600	10,969	54.13	10.87
9/19/2017	1,667,690	91,550	1,759,240	9,306	628,020	3,322	2,387,260	12,629	54.13	10.87
9/20/2017	1,712,140	93,780	1,805,920	9,553	659,280	3,488	2,465,200	13,041	52.71	12.29
9/21/2017	1,561,280	90,720	1,652,000	8,739	671,200	3,551	2,323,200	12,290	54.67	10.33
9/22/2017	1,206,700	66,020	1,272,720	6,733	656,920	3,475	1,929,640	10,208	58.33	6.67
9/23/2017	1,106,490	36,840	1,143,330	6,048	574,350	3,038	1,717,680	9,087	59.63	5.37
9/24/2017	1,092,660	62,600	1,155,260	6,111	529,770	2,802	1,685,030	8,914	59.79	5.21
9/25/2017	1,033,250	93,040	1,126,290	5,958	652,220	3,450	1,778,510	9,408	60.63	4.37
9/26/2017	1,002,250	95,420	1,097,670	5,807	664,140	3,513	1,761,810	9,320	63.25	1.75
9/27/2017	946,310	93,310	1,039,620	5,500	661,890	3,501	1,701,460	9,001	66.67	0.00
9/28/2017	852,630	93,540	946,170	5,005	601,610	3,183	1,547,780	8,188	70.00	0.00
9/29/2017	982,290	70,530	1,052,820	5,569	616,950	3,264	1,669,770	8,833	59.75	5.25
9/30/2017	1,264,200	42,200	1,306,400	6,911	525,660	2,781	1,832,060	9,692	56.21	8.79
9/1/2018	897,680	30,220	927,900	4,909	484,730	2,564	1,412,630	7,473	63.13	1.87
9/2/2018	827,890	55,590	883,480	4,674	461,220	2,440	1,344,700	7,113	64.46	0.54
9/3/2018	854,220	87,380	941,600	4,981	478,790	2,533	1,420,390	7,514	64.63	0.37
9/4/2018	879,080	95,760	974,840	5,157	567,600	3,003	1,542,440	8,160	64.83	0.17
9/5/2018	837,690	97,150	934,840	4,945	573,890	3,036	1,508,730	7,981	68.50	0.00
9/6/2018	809,880	96,400	906,280	4,794	589,430	3,118	1,495,710	7,912	69.21	0.00
9/7/2018	849,610	67,790	917,400	4,853	591,710	3,130	1,509,110	7,983	62.79	2.21
9/8/2018	885,980	33,480	919,460	4,864	504,300	2,668	1,423,760	7,532	63.00	2.00
9/9/2018	849,710	59,660	909,370	4,811	492,010	2,603	1,401,380	7,413	64.54	0.46
9/10/2018	884,840	94,020	978,860	5,178	596,440	3,155	1,575,300	8,333	62.00	3.00
9/11/2018	953,110	95,640	1,048,750	5,548	585,250	3,096	1,633,980	8,644	60.42	4.58
9/12/2018	1,013,860	97,400	1,111,260	5,879	612,640	3,241	1,723,900	9,119	59.21	5.79
9/13/2018	1,009,140	96,540	1,105,680	5,849	620,090	3,280	1,725,770	9,129	60.75	4.25

Date	Firm Sales Volumes (Therms)	Interruptible Sales Volumes (Therms)	Total Sales Volumes (Therms)	Total Sales Emissions (mtCO ₂ e)	Transportation Volumes (Therms)	Transportation Emissions (mtCO ₂ e)	Total Volumes (Therms)	Total Emissions (mtCO ₂ e)	Average Daily Temp. (°F)	HDD65
9/14/2018	1,051,160	69,600	1,120,760	5,929	595,580	3,151	1,716,340	9,079	59.54	5.46
9/15/2018	1,186,410	38,350	1,224,760	6,479	509,620	2,696	1,734,380	9,175	57.29	7.71
9/16/2018	1,250,450	66,570	1,317,020	6,967	469,570	2,485	1,786,770	9,452	58.33	6.67
9/17/2018	1,363,770	101,250	1,465,020	7,150	596,280	3,154	2,061,300	10,904	57.33	7.67
9/18/2018	1,393,180	102,540	1,495,720	7,912	619,110	3,275	2,114,830	11,187	56.92	8.08
9/19/2018	1,175,800	103,380	1,279,180	6,767	572,180	3,027	1,851,360	9,794	57.79	7.21
9/20/2018	1,081,880	104,650	1,186,530	6,277	591,510	3,129	1,778,040	9,406	59.00	6.00
9/21/2018	913,430	73,830	987,260	5,223	586,050	3,100	1,573,310	8,323	63.79	1.21
9/22/2018	1,090,960	37,910	1,128,870	5,972	477,290	2,525	1,606,160	8,497	61.42	3.58
9/23/2018	1,335,010	66,460	1,401,470	7,414	455,910	2,412	1,857,380	9,826	57.88	7.12
9/24/2018	1,387,640	103,220	1,490,860	7,887	598,280	3,165	2,089,140	11,052	57.83	7.17
9/25/2018	1,342,290	103,930	1,446,220	7,651	617,990	3,269	2,064,210	10,920	58.83	6.17
9/26/2018	1,276,400	106,760	1,383,160	7,317	639,040	3,381	2,022,200	10,697	59.75	5.25
9/27/2018	1,099,350	103,730	1,203,080	6,364	652,890	3,454	1,855,970	9,818	62.33	2.67
9/28/2018	978,530	76,800	1,055,330	5,583	598,260	3,165	1,653,590	8,747	65.83	0.00
9/29/2018	1,031,110	42,880	1,073,990	5,681	523,210	2,768	1,597,200	8,449	60.67	4.33
9/30/2018	1,097,230	72,550	1,169,780	6,188	507,600	2,685	1,677,380	8,873	59.88	5.12
9/1/2019	732,250	52,820	785,070	4,153	401,960	2,126	1,187,030	6,279	69.21	0.00
9/2/2019	758,640	80,360	839,000	4,438	446,550	2,362	1,285,550	6,801	69.25	0.00
9/3/2019	760,270	86,850	847,120	4,481	617,230	3,265	1,464,350	7,746	68.58	0.00
9/4/2019	794,050	89,760	883,810	4,675	586,460	3,102	1,470,270	7,778	66.50	0.00
9/5/2019	784,750	90,420	875,170	4,630	599,640	3,172	1,474,810	7,802	68.79	0.00
9/6/2019	762,560	63,750	826,310	4,371	597,000	3,158	1,423,310	7,529	67.54	0.00
9/7/2019	838,970	29,440	868,410	4,594	463,770	2,453	1,332,180	7,047	63.46	1.54
9/8/2019	847,340	55,580	902,920	4,776	493,720	2,612	1,396,640	7,388	63.08	1.92
9/9/2019	886,860	88,450	975,310	5,159	610,340	3,229	1,585,650	8,388	61.63	3.37
9/10/2019	854,910	89,810	944,720	4,998	639,890	3,385	1,584,610	8,383	63.54	1.46
9/11/2019	845,190	90,560	935,750	4,950	616,190	3,260	1,551,940	8,210	64.46	0.54
9/12/2019	802,580	90,730	893,310	4,726	603,960	3,195	1,497,270	7,921	67.04	0.00
9/13/2019	812,190	64,170	876,360	4,636	613,840	3,247	1,490,200	7,883	64.29	0.71
9/14/2019	910,600	30,630	941,230	4,979	522,180	2,762	1,463,410	7,741	62.88	2.12
9/15/2019	1,072,010	59,450	1,131,460	5,985	483,540	2,558	1,615,000	8,543	59.29	5.71
9/16/2019	1,033,560	93,660	1,127,220	5,963	542,090	2,868	1,669,310	8,831	58.83	6.17
9/17/2019	1,212,850	95,840	1,308,690	6,923	532,650	2,818	1,841,340	9,741	58.00	7.00
9/18/2019	1,119,290	97,190	1,216,480	6,435	546,510	2,891	1,762,990	9,326	60.21	4.79
9/19/2019	1,012,910	96,950	1,109,860	5,871	558,840	2,956	1,668,700	8,827	60.29	4.71
9/20/2019	969,620	72,120	1,041,740	5,511	556,670	2,945	1,598,410	8,456	62.08	2.92
9/21/2019	972,860	35,730	1,008,590	5,335	495,540	2,621	1,504,130	7,957	62.04	2.96
9/22/2019	1,024,380	60,670	1,085,050	5,740	534,250	2,826	1,619,300	8,566	61.13	3.87
9/23/2019	1,167,940	94,880	1,262,820	6,680	616,940	3,264	1,879,760	9,944	58.54	6.46
9/24/2019	990,510	97,710	1,088,220	5,757	625,980	3,311	1,714,200	9,068	63.08	1.92
9/25/2019	969,740	97,940	1,067,680	5,648	638,040	3,375	1,705,720	9,023	61.71	3.29
9/26/2019	988,730	98,620	1,087,350	5,752	641,670	3,394	1,729,020	9,147	62.13	2.87
9/27/2019	1,436,450	69,710	1,506,160	7,968	660,700	3,495	2,166,860	11,463	54.67	10.33
9/28/2019	1,726,480	36,560	1,763,040	9,326	576,210	3,048	2,339,250	12,375	51.50	13.50
9/29/2019	2,139,630	64,300	2,203,930	11,659	553,120	2,926	2,757,050	14,585	50.67	14.33
9/30/2019	2,242,190	99,940	2,342,130	12,390	693,230	3,667	3,035,360	16,057	51.79	13.21
9/1/2020	819,570	47,800	867,370	4,588	572,370	3,028	1,439,740	7,616	68.63	0.00
9/2/2020	786,880	46,930	833,810	4,411	575,410	3,044	1,409,220	7,455	68.50	0.00

Date	Firm Sales Volumes (Therms)	Interruptible Sales Volumes (Therms)	Total Sales Volumes (Therms)	Total Sales Emissions (mtCO ₂ e)	Transportation Volumes (Therms)	Transportation Emissions (mtCO ₂ e)	Total Volumes (Therms)	Total Emissions (mtCO ₂ e)	Average Daily Temp. (°F)	HDD65
9/3/2020	839,800	46,860	886,660	4,690	532,220	2,815	1,418,880	7,506	69.92	0.00
9/4/2020	792,530	33,050	825,580	4,367	514,560	2,722	1,340,140	7,089	70.04	0.00
9/5/2020	825,260	14,770	840,030	4,444	387,070	2,048	1,227,100	6,491	64.63	0.37
9/6/2020	772,530	29,590	802,120	4,243	337,960	1,788	1,140,080	6,031	68.04	0.00
9/7/2020	778,550	44,160	822,710	4,352	393,620	2,082	1,216,330	6,434	71.38	0.00
9/8/2020	826,190	48,770	874,960	4,629	564,310	2,985	1,439,270	7,614	70.96	0.00
9/9/2020	807,940	48,790	856,730	4,532	566,850	2,999	1,423,580	7,531	73.33	0.00
9/10/2020	765,510	47,930	813,440	4,303	570,850	3,020	1,384,290	7,323	74.88	0.00
9/11/2020	821,680	33,230	854,910	4,522	557,130	2,947	1,412,040	7,470	62.50	2.50
9/12/2020	995,390	15,450	1,010,840	5,347	503,060	2,661	1,513,900	8,009	55.33	9.67
9/13/2020	1,018,640	30,330	1,048,970	5,549	445,490	2,357	1,494,460	7,906	56.13	8.87
9/14/2020	893,990	48,430	942,420	4,985	527,730	3,030	1,515,150	8,015	61.29	3.71
9/15/2020	818,770	50,800	869,570	4,600	505,160	2,672	1,374,730	7,272	66.83	0.00
9/16/2020	840,640	51,550	892,190	4,720	538,420	2,848	1,430,610	7,568	65.25	0.00
9/17/2020	831,750	51,470	883,220	4,672	543,240	2,874	1,426,460	7,546	65.79	0.00
9/18/2020	885,580	36,550	922,130	4,878	534,150	2,826	1,456,280	7,704	62.96	2.04
9/19/2020	893,840	18,430	912,270	4,826	449,740	2,379	1,362,010	7,205	62.58	2.42
9/20/2020	912,700	34,140	946,840	5,009	443,060	2,344	1,389,900	7,353	62.67	2.33
9/21/2020	984,530	50,380	1,034,910	5,475	556,190	2,942	1,591,100	8,417	61.96	3.04
9/22/2020	907,420	50,780	958,200	5,069	558,190	2,953	1,516,390	8,022	64.42	0.58
9/23/2020	1,110,710	52,280	1,162,990	6,152	547,780	2,898	1,710,770	9,050	60.79	4.21
9/24/2020	1,151,720	52,070	1,203,790	6,368	543,950	2,877	1,747,740	9,246	60.33	4.67
9/25/2020	1,357,080	36,790	1,393,870	7,374	575,420	3,044	1,969,290	10,418	58.17	6.83
9/26/2020	1,304,820	19,180	1,324,000	7,004	497,150	2,630	1,821,150	9,634	57.58	7.42
9/27/2020	1,236,690	32,660	1,269,350	6,715	424,320	2,245	1,693,670	8,960	59.67	5.33
9/28/2020	1,160,000	51,160	1,211,160	6,407	618,590	3,272	1,829,750	9,679	62.08	2.92
9/29/2020	1,021,930	53,540	1,075,470	5,689	657,940	3,481	1,733,410	9,170	64.83	0.17
9/30/2020	1,021,940	55,580	1,077,520	5,700	620,650	3,283	1,698,170	8,983	64.08	0.92
9/1/2021	1,137,800	77,380	1,215,180	6,428	586,920	3,105	1,802,100	9,533	60.04	4.96
9/2/2021	987,430	74,580	1,062,010	5,618	533,290	2,821	1,595,300	8,439	64.67	0.33
9/3/2021	909,940	51,350	961,290	5,085	532,200	2,815	1,493,490	7,901	65.92	0.00
9/4/2021	838,610	22,600	861,210	4,556	455,670	2,410	1,316,880	6,966	66.38	0.00
9/5/2021	742,850	46,980	789,830	4,178	418,450	2,214	1,208,280	6,392	68.42	0.00
9/6/2021	828,910	70,870	899,780	4,760	421,430	2,229	1,321,210	6,989	65.21	0.00
9/7/2021	818,620	77,590	896,210	4,741	541,090	2,862	1,437,300	7,603	67.46	0.00
9/8/2021	791,700	78,450	870,150	4,603	577,390	3,054	1,447,540	7,657	69.63	0.00
9/9/2021	784,530	77,310	861,840	4,559	603,720	3,194	1,465,560	7,753	67.71	0.00
9/10/2021	875,090	52,530	927,620	4,907	526,960	2,788	1,454,580	7,695	61.58	3.42
9/11/2021	868,810	23,050	891,860	4,718	430,070	2,275	1,321,930	6,993	62.79	2.21
9/12/2021	971,920	48,210	1,020,130	5,396	456,300	2,414	1,476,430	7,810	60.58	4.42
9/13/2021	1,023,580	78,170	1,101,750	5,828	601,830	3,184	1,703,580	9,012	60.71	4.29
9/14/2021	1,023,070	79,260	1,102,330	5,831	596,710	3,157	1,699,040	8,988	60.38	4.62
9/15/2021	1,178,990	82,030	1,261,020	6,671	640,750	3,390	1,901,770	10,060	58.00	7.00
9/16/2021	1,219,750	82,210	1,301,960	6,887	614,460	3,250	1,916,420	10,138	57.21	7.79
9/17/2021	1,309,870	58,630	1,368,500	7,239	497,520	2,632	1,866,020	9,871	58.00	7.00
9/18/2021	1,333,930	28,500	1,362,430	7,207	459,170	2,429	1,821,600	9,636	56.04	8.96
9/19/2021	1,344,410	52,580	1,396,990	7,390	445,720	2,358	1,842,710	9,748	56.79	8.21
9/20/2021	1,222,970	83,880	1,306,850	6,913	557,480	2,949	1,864,330	9,862	59.71	5.29
9/21/2021	1,139,040	82,530	1,221,570	6,462	521,040	2,756	1,742,610	9,218	62.13	2.87

Date	Firm Sales Volumes (Therms)		Interruptible Sales Volumes (Therms)		Total Sales Volumes (Therms)		Total Sales Emissions (mtCO ₂ e)		Transportation Volumes (Therms)		Transportation Emissions (mtCO ₂ e)		Total Volumes (Therms)		Total Emissions (mtCO ₂ e)		Average Daily Temp. (°F)		HDD65
	Sales Volumes (Therms)	Interruptible Sales Volumes (Therms)	Total Sales Volumes (Therms)	Total Sales Emissions (mtCO ₂ e)	Transportation Volumes (Therms)	Transportation Emissions (mtCO ₂ e)	Total Volumes (Therms)	Total Emissions (mtCO ₂ e)	Transportation Volumes (Therms)	Transportation Emissions (mtCO ₂ e)	Total Volumes (Therms)	Total Emissions (mtCO ₂ e)	Average Daily Temp. (°F)	HDD65					
9/22/2021	1,135,810	82,990	1,218,800	6,447	527,200	2,789	1,746,000	9,236	59.54	5.46									
9/23/2021	1,124,680	83,450	1,208,130	6,391	576,750	3,051	1,784,880	9,442	60.08	4.92									
9/24/2021	1,046,100	59,710	1,105,810	5,850	594,310	3,144	1,700,120	8,994	61.75	3.25									
9/25/2021	997,780	29,190	1,026,970	5,433	481,030	2,543	1,508,000	7,977	63.38	1.62									
9/26/2021	1,123,810	54,090	1,177,900	6,231	468,170	2,477	1,646,070	8,708	57.38	7.62									
9/27/2021	1,510,520	81,770	1,592,290	8,423	560,810	2,967	2,153,100	11,390	55.79	9.21									
9/28/2021	1,605,730	83,390	1,689,120	8,935	588,700	3,114	2,277,820	12,050	54.88	10.12									
9/29/2021	1,595,510	86,530	1,682,040	8,898	622,400	3,292	2,304,440	12,190	55.33	9.67									
9/30/2021	1,582,920	88,330	1,671,250	8,841	633,930	3,353	2,305,180	12,194	56.58	8.42									
9/1/2022	809,430	72,080	881,510	4,663	531,810	2,813	1,413,320	7,476	64.88	0.12									
9/2/2022	835,430	46,840	882,270	4,667	459,210	2,429	1,341,480	7,096	66.00	0.00									
9/3/2022	798,050	18,850	816,900	4,321	380,290	2,012	1,197,190	6,333	63.88	1.12									
9/4/2022	758,320	41,100	799,420	4,229	430,060	2,275	1,229,480	6,504	65.08	0.00									
9/5/2022	869,530	63,940	933,470	4,938	464,140	2,455	1,397,610	7,393	64.50	0.50									
9/6/2022	880,470	69,840	950,310	5,027	602,560	3,188	1,552,870	8,215	66.42	0.00									
9/7/2022	852,670	72,570	925,240	4,895	590,390	3,123	1,515,630	8,018	66.67	0.00									
9/8/2022	890,270	72,800	963,070	5,095	571,600	3,024	1,534,670	8,118	63.08	1.92									
9/9/2022	881,680	46,970	928,650	4,913	518,010	2,740	1,446,660	7,653	65.71	0.00									
9/10/2022	801,260	19,450	820,710	4,342	432,330	2,287	1,253,040	6,629	73.79	0.00									
9/11/2022	771,410	41,070	812,480	4,298	478,990	2,534	1,291,470	6,832	66.50	0.00									
9/12/2022	821,820	72,840	894,660	4,733	522,370	2,763	1,417,030	7,496	64.83	0.17									
9/13/2022	857,820	72,750	930,570	4,923	548,970	2,904	1,479,540	7,827	64.29	0.71									
9/14/2022	883,670	72,890	956,560	5,060	623,800	3,060	1,580,360	8,360	63.88	1.12									
9/15/2022	912,520	73,450	985,970	5,216	578,460	3,060	1,564,430	8,276	61.13	3.87									
9/16/2022	1,004,480	52,040	1,056,520	5,589	578,500	3,060	1,635,020	8,649	58.88	6.12									
9/17/2022	1,070,730	24,790	1,095,520	5,795	482,160	2,551	1,577,680	8,346	58.21	6.79									
9/18/2022	1,008,600	46,640	1,055,240	5,582	458,180	2,424	1,513,420	8,006	62.54	2.46									
9/19/2022	1,005,770	74,870	1,080,640	5,717	528,140	2,794	1,608,780	8,510	63.83	1.17									
9/20/2022	987,280	77,370	1,064,650	5,632	529,880	2,803	1,594,530	8,435	66.29	0.00									
9/21/2022	999,120	76,900	1,076,020	5,692	528,840	2,798	1,604,860	8,490	64.38	0.62									
9/22/2022	995,250	76,090	1,071,340	5,667	539,190	2,852	1,610,530	8,520	61.17	3.83									
9/23/2022	980,640	55,240	1,035,880	5,480	504,270	2,668	1,540,150	8,147	61.54	3.46									
9/24/2022	949,880	22,650	972,530	5,145	450,140	2,381	1,422,670	7,526	62.71	2.29									
9/25/2022	917,750	51,670	969,420	5,128	456,000	2,412	1,425,420	7,540	65.17	0.00									
9/26/2022	921,710	76,600	998,310	5,281	545,220	2,884	1,543,530	8,165	66.79	0.00									
9/27/2022	988,430	77,630	1,066,060	5,639	548,630	2,902	1,614,690	8,542	62.67	2.33									
9/28/2022	1,133,310	79,220	1,212,530	6,414	577,850	3,057	1,790,380	9,471	58.17	6.83									
9/29/2022	1,141,130	81,370	1,222,500	6,467	570,970	3,020	1,793,470	9,487	62.00	3.00									
9/30/2022	1,157,390	59,160	1,216,550	6,436	605,790	3,205	1,822,340	9,640	60.67	4.33									
9/1/2023	915,580	49,520	965,100	5,105	422,530	2,235	1,387,630	7,341	67.00	0.00									
9/2/2023	784,620	18,980	803,600	4,251	342,940	1,814	1,146,540	6,065	72.17	0.00									
9/3/2023	837,360	41,090	878,450	4,647	331,540	1,754	1,209,990	6,401	63.42	1.58									
9/4/2023	984,390	62,950	1,047,340	5,540	311,730	1,649	1,359,070	7,189	58.79	6.21									
9/5/2023	993,270	70,770	1,064,040	5,629	475,350	2,515	1,539,390	8,143	59.96	5.04									
9/6/2023	923,670	69,560	993,230	5,254	464,400	2,457	1,457,630	7,711	62.42	2.58									
9/7/2023	1,088,930	71,660	1,160,590	6,140	467,110	2,471	1,627,700	8,611	61.83	3.17									
9/8/2023	1,154,210	50,070	1,204,280	6,371	449,990	2,380	1,654,270	8,751	62.08	2.92									
9/9/2023	1,100,880	18,850	1,119,730	5,923	358,530	1,897	1,478,260	7,820	66.83	0.00									
9/10/2023	1,071,480	41,740	1,113,220	5,889	330,140	1,746	1,443,360	7,635	66.96	0.00									

Date	Firm Sales Volumes (Therms)	Interruptible Sales Volumes (Therms)	Total Sales Volumes (Therms)	Total Sales Emissions (mtCO ₂ e)	Transportation Volumes (Therms)	Transportation Emissions (mtCO ₂ e)	Total Volumes (Therms)	Total Emissions (mtCO ₂ e)	Average Daily Temp. (°F)	HDD65
9/11/2023	1,078,920	68,460	1,147,380	6,070	485,300	2,567	1,632,680	8,637	64.54	0.46
9/12/2023	1,203,220	73,940	1,277,160	6,756	522,800	2,766	1,799,960	9,522	60.63	4.37
9/13/2023	1,090,670	73,020	1,163,690	6,156	464,780	2,459	1,628,470	8,615	63.88	1.12
9/14/2023	929,010	71,740	1,000,750	5,294	450,710	2,384	1,451,460	7,678	64.92	0.08
9/15/2023	876,890	50,440	927,330	4,906	467,290	2,472	1,394,620	7,378	68.13	0.00
9/16/2023	895,280	23,520	918,800	4,860	398,870	2,110	1,317,670	6,970	64.75	0.25
9/17/2023	909,610	46,440	956,050	5,058	330,340	1,747	1,286,390	6,805	61.42	3.58
9/18/2023	1,106,500	73,410	1,179,910	6,242	390,720	2,067	1,570,630	8,309	60.29	4.71
9/19/2023	1,147,910	75,320	1,223,230	6,471	389,300	2,059	1,612,530	8,530	58.71	6.29
9/20/2023	1,399,580	77,140	1,476,720	7,812	426,940	2,259	1,903,660	10,070	56.54	8.46
9/21/2023	1,339,000	75,270	1,414,270	7,481	452,050	2,391	1,866,320	9,873	58.21	6.79
9/22/2023	1,237,840	52,860	1,290,700	6,828	397,570	2,103	1,688,270	8,931	62.67	2.33
9/23/2023	1,422,030	26,440	1,448,470	7,662	329,150	1,741	1,777,620	9,404	58.08	6.92
9/24/2023	1,550,860	44,390	1,595,250	8,439	268,620	1,421	1,863,870	9,860	57.38	7.62
9/25/2023	1,642,830	78,490	1,721,320	9,106	364,900	1,930	2,086,220	11,036	58.50	6.50
9/26/2023	1,772,310	77,250	1,849,560	9,784	488,610	2,585	2,338,170	12,369	55.63	9.37
9/27/2023	1,932,130	77,790	2,009,830	10,632	515,140	2,725	2,524,970	13,357	55.67	9.33
9/28/2023	1,961,300	77,790	2,039,090	10,787	517,090	2,735	2,556,180	13,522	55.50	9.50
9/29/2023	2,092,620	58,240	2,150,860	11,378	536,380	2,837	2,687,240	14,215	52.58	12.42
9/30/2023	2,121,140	30,700	2,151,840	11,383	461,820	2,443	2,613,660	13,826	53.58	11.42

	Firm Sales Volumes (Therms)	Interruptible Sales Volumes (Therms)	Total Sales Volumes (Therms)	Total Sales Emissions (mtCO ₂ e)	Transportation Volumes (Therms)	Transportation Emissions (mtCO ₂ e)	Total Volumes (Therms)	Total Emissions (mtCO ₂ e)	Average Daily Temp. (°F)	HDD65
Max	2,242,190	216,280	2,342,130	12,390	742,370	3,927	3,035,360	16,057	76.92	14.33
Std. Dev. +3	1,781,335	203,883	1,901,533	10,059	785,115	4,153	2,534,951	13,410	75.95	14.80
Std. Dev. +2	1,520,867	166,695	1,631,771	8,632	701,890	3,713	2,232,530	11,810	71.23	11.18
Std. Dev. +1	1,260,399	129,506	1,362,010	7,205	618,666	3,273	1,930,109	10,210	66.50	7.57
Mean	999,930	92,317	1,092,248	5,778	535,441	2,832	1,627,688	8,610	61.78	3.96
Std. Dev. -1	739,462	55,128	822,486	4,351	452,216	2,392	1,325,268	7,011	57.05	0.35

Date	Firm Sales Volumes (Therms)	Interruptible Sales Volumes (Therms)	Total Sales Volumes (Therms)	Total Sales Emissions (mtCO ₂ e)	Transportation Volumes (Therms)	Transportation Emissions (mtCO ₂ e)	Total Volumes (Therms)	Total Emissions (mtCO ₂ e)	Average Daily Temp. (°F)	HDD65
Std. Dev. -2	478,994	17,940	552,724	2,924	368,992	1,952	1,022,847	5,411	52.33	-3.26
Std. Dev. -3	218,525	-19,249	282,962	1,497	285,767	1,512	720,426	3,811	47.60	-6.87
Min	655,090	14,770	707,050	3,740	268,620	1,421	1,097,770	5,807	50.67	0.00
Std. Dev.	260,468	37,189	269,762	1,427	83,225	440	302,421	1,600	4.73	3.61

October Data

Calendar Years 2007 – 2023

Date	Firm Sales Volumes (Therms)		Interruptible Sales Volumes (Therms)		Total Sales Volumes (Therms)		Total Sales Emissions (mtCO ₂ e)		Transportation Volumes (Therms)		Transportation Emissions (mtCO ₂ e)		Total Volumes (Therms)		Total Emissions (mtCO ₂ e)		Average Daily Temp. (°F)		HDD65
	Sales Volumes (Therms)	Interruptible Sales Volumes (Therms)	Total Sales Volumes (Therms)	Total Sales Emissions (mtCO ₂ e)	Transportation Volumes (Therms)	Transportation Emissions (mtCO ₂ e)	Total Volumes (Therms)	Total Emissions (mtCO ₂ e)	Transportation Volumes (Therms)	Transportation Emissions (mtCO ₂ e)	Total Volumes (Therms)	Total Emissions (mtCO ₂ e)	Average Daily Temp. (°F)	HDD65					
10/1/2007	1,529,410	167,700	1,697,110	8,978	595,920	3,152	2,293,030	12,130	54.04	10.96									
10/2/2007	1,866,860	193,400	2,060,260	10,899	529,580	2,801	2,589,840	13,700	52.63	12.37									
10/3/2007	2,127,730	211,300	2,339,030	12,373	596,600	3,156	2,935,630	15,529	48.83	16.17									
10/4/2007	2,110,910	213,920	2,324,830	12,298	623,630	3,299	2,948,460	15,597	49.25	15.75									
10/5/2007	2,187,760	185,710	2,373,470	12,556	613,760	3,247	2,987,230	15,802	48.38	16.62									
10/6/2007	2,036,650	123,250	2,159,900	11,426	502,440	2,658	2,662,340	14,084	49.17	15.83									
10/7/2007	1,649,170	152,360	1,801,530	9,530	472,910	2,502	2,274,440	12,032	55.46	9.54									
10/8/2007	1,891,170	201,430	2,092,600	11,070	601,560	3,182	2,694,160	14,252	50.42	14.58									
10/9/2007	1,549,750	151,380	1,701,130	8,999	581,380	3,076	2,282,510	12,074	54.17	10.83									
10/10/2007	1,728,280	190,500	1,918,780	10,150	564,640	2,987	2,483,420	13,137	53.50	11.50									
10/11/2007	1,931,040	193,280	2,124,320	11,238	616,160	3,259	2,740,480	14,497	51.04	13.96									
10/12/2007	1,785,100	167,650	1,952,750	10,330	575,560	3,045	2,528,310	13,375	52.63	12.37									
10/13/2007	1,846,120	155,670	2,001,790	10,589	480,530	2,542	2,482,320	13,131	51.42	13.58									
10/14/2007	1,545,240	153,480	1,698,720	8,986	470,220	2,487	2,168,940	11,474	53.46	11.54									
10/15/2007	1,872,570	207,670	2,080,240	11,004	569,680	3,014	2,649,920	14,018	52.33	12.67									
10/16/2007	2,391,760	231,420	2,623,180	13,877	586,100	3,100	3,209,280	16,977	49.25	15.75									
10/17/2007	2,508,590	234,030	2,742,620	14,508	663,010	3,507	3,405,630	18,016	47.42	17.58									
10/18/2007	2,219,750	187,280	2,407,030	12,733	604,860	3,200	3,011,890	15,933	50.96	14.04									
10/19/2007	2,502,460	187,270	2,689,730	14,229	616,640	3,262	3,306,370	17,491	49.00	16.00									
10/20/2007	2,543,000	138,980	2,681,980	14,188	515,380	2,726	3,197,360	16,914	47.21	17.79									
10/21/2007	2,279,340	157,310	2,436,650	12,890	483,230	2,556	2,919,880	15,446	50.42	14.58									
10/22/2007	1,563,040	157,380	1,720,420	9,101	577,480	3,055	2,297,900	12,156	55.29	9.71									
10/24/2007	1,274,080	135,800	1,409,880	7,458	541,170	2,863	1,951,050	10,321	59.38	5.62									
10/25/2007	2,903,930	261,570	3,165,500	16,745	651,990	3,449	3,817,490	20,195	45.75	19.25									
10/26/2007	3,057,610	218,720	3,276,330	17,332	645,780	3,416	3,922,110	20,748	44.29	20.71									
10/27/2007	2,881,490	167,980	3,049,470	16,132	542,200	2,868	3,591,670	19,000	44.58	20.42									
10/28/2007	2,445,070	177,970	2,623,040	13,876	525,150	2,778	3,148,190	16,654	47.71	17.29									
10/29/2007	2,766,940	240,630	3,007,570	15,910	613,000	3,243	3,620,570	19,153	47.38	17.62									
10/30/2007	3,149,850	274,900	3,424,750	18,117	623,450	3,298	4,048,200	21,415	44.63	20.37									
10/31/2007	3,262,290	259,410	3,521,700	18,630	602,820	3,189	4,124,520	21,819	41.63	23.37									
10/1/2008	963,690	127,460	1,091,150	5,772	548,700	2,903	1,639,850	8,675	60.13	4.87									
10/2/2008	973,440	121,630	1,095,070	5,793	495,590	2,622	1,590,660	8,415	61.75	3.25									
10/3/2008	1,058,530	127,800	1,186,330	6,276	453,070	2,397	1,639,400	8,672	58.63	6.37									
10/4/2008	1,343,900	125,350	1,469,250	7,772	406,000	2,148	1,875,250	9,920	56.96	8.04									
10/5/2008	1,575,560	163,400	1,738,960	9,199	399,260	2,112	2,138,220	11,311	52.04	12.96									
10/6/2008	1,540,220	175,350	1,715,570	9,075	547,950	2,899	2,263,520	11,974	54.54	10.46									
10/7/2008	1,613,430	200,270	1,813,700	9,594	553,310	2,927	2,367,010	12,521	54.50	10.50									
10/8/2008	2,065,250	234,300	2,299,550	12,165	618,560	3,272	2,918,110	15,437	49.71	15.29									
10/9/2008	2,507,900	248,920	2,756,820	14,584	517,960	2,740	3,274,780	17,324	45.58	19.42									
10/10/2008	2,525,800	206,010	2,731,810	14,451	537,490	2,843	3,269,300	17,295	47.92	17.08									
10/11/2008	2,369,130	155,910	2,525,040	13,357	493,960	2,613	3,019,000	15,971	46.58	18.42									
10/12/2008	1,809,850	151,630	1,961,480	10,376	546,010	2,888	2,507,490	13,265	51.17	13.83									
10/13/2008	1,755,300	194,010	1,949,310	10,312	632,910	3,348	2,582,220	13,660	53.96	11.04									
10/14/2008	2,317,680	252,370	2,570,050	13,596	638,720	3,379	3,208,770	16,974	49.42	15.58									
10/15/2008	2,542,650	238,340	2,780,990	14,711	582,190	3,080	3,363,180	17,791	45.79	19.21									
10/16/2008	1,936,720	170,010	2,106,730	11,145	507,800	2,686	2,614,530	13,831	51.42	13.58									
10/17/2008	1,345,150	126,420	1,471,570	7,785	467,550	2,473	1,939,120	10,258	57.17	7.83									
10/18/2008	2,011,520	147,140	2,158,660	11,419	420,710	2,226	2,579,370	13,645	50.42	14.58									

Date	Firm Sales Volumes (Therms)		Interruptible Sales Volumes (Therms)		Total Sales Volumes (Therms)		Total Sales Emissions (mtCO ₂ e)		Transportation Volumes (Therms)		Transportation Emissions (mtCO ₂ e)		Total Volumes (Therms)		Total Emissions (mtCO ₂ e)		Average Daily Temp. (°F)		HDD65
	Sales Volumes (Therms)	Interruptible Sales Volumes (Therms)	Total Sales Volumes (Therms)	Total Sales Emissions (mtCO ₂ e)	Transportation Volumes (Therms)	Transportation Emissions (mtCO ₂ e)	Total Volumes (Therms)	Total Emissions (mtCO ₂ e)	Average Daily Temp. (°F)	HDD65									
10/19/2008	2,440,700	188,090	2,628,790	13,906	487,620	2,580	3,116,410	16,486	45.92	19.08									
10/20/2008	2,604,050	228,140	2,832,190	14,982	568,620	3,008	3,400,810	17,990	49.25	15.75									
10/21/2008	2,589,780	245,130	2,834,910	14,997	619,580	3,278	3,454,490	18,274	47.46	14.54									
10/22/2008	2,189,190	209,790	2,398,980	12,691	544,430	2,880	2,943,410	15,571	50.63	17.37									
10/23/2008	2,428,600	239,920	2,668,520	14,116	557,140	2,947	3,225,660	17,064	49.25	15.75									
10/24/2008	2,599,080	191,730	2,790,810	14,763	594,520	3,145	3,385,330	17,908	46.08	18.92									
10/25/2008	2,309,100	136,420	2,445,520	12,937	521,890	2,761	2,967,410	15,698	49.71	15.29									
10/26/2008	2,466,600	189,810	2,656,410	14,052	510,340	2,700	3,166,750	16,752	48.58	16.42									
10/27/2008	2,279,300	223,310	2,502,610	13,239	644,760	3,411	3,147,370	16,650	50.50	14.50									
10/28/2008	2,217,050	200,740	2,417,790	12,790	598,860	3,168	3,016,650	15,958	49.71	15.29									
10/29/2008	1,944,160	191,530	2,135,690	11,298	601,540	3,182	2,737,230	14,480	52.92	12.08									
10/30/2008	2,104,790	188,660	2,293,450	12,132	534,080	2,825	2,827,530	14,958	51.04	13.96									
10/31/2008	1,826,320	158,910	1,985,230	10,502	501,010	2,650	2,486,240	13,152	54.13	10.87									
10/1/2009	1,375,600	165,920	1,541,520	8,155	683,860	3,618	2,225,380	11,772	55.08	9.92									
10/2/2009	1,575,900	172,290	1,748,190	9,248	571,880	3,025	2,320,070	12,273	52.04	12.96									
10/3/2009	1,803,800	136,440	1,940,240	10,264	481,830	2,549	2,422,070	12,813	50.08	14.92									
10/4/2009	1,558,980	172,150	1,731,130	9,158	585,440	3,097	2,316,570	12,255	55.46	9.54									
10/5/2009	1,680,990	226,850	1,907,840	10,092	680,100	3,598	2,587,940	13,690	53.33	11.67									
10/6/2009	1,586,640	194,560	1,781,200	9,423	638,700	3,379	2,419,900	12,801	53.46	11.54									
10/7/2009	1,590,720	199,170	1,789,890	9,469	617,770	3,268	2,407,660	12,737	53.08	11.92									
10/8/2009	1,551,210	192,490	1,743,700	9,224	651,150	3,445	2,394,850	12,669	52.58	12.42									
10/9/2009	1,455,760	156,650	1,612,410	8,530	642,820	3,401	2,255,230	11,930	54.29	10.71									
10/10/2009	2,076,820	150,410	2,227,230	11,782	528,640	2,797	2,755,870	14,579	52.46	12.54									
10/11/2009	2,322,160	204,850	2,527,010	13,368	525,680	2,781	3,052,690	16,149	49.67	15.33									
10/12/2009	2,726,830	246,510	2,973,340	15,729	718,400	3,800	3,691,740	19,529	47.42	17.58									
10/13/2009	2,109,790	194,060	2,303,850	12,187	661,980	3,502	2,965,830	15,689	51.92	13.08									
10/14/2009	1,732,470	181,730	1,914,200	10,126	610,700	3,231	2,524,900	13,357	54.17	10.83									
10/15/2009	1,403,840	154,720	1,558,560	8,245	577,150	3,053	2,135,710	11,298	56.08	8.92									
10/16/2009	1,187,200	116,170	1,303,370	6,895	540,910	2,861	1,844,280	9,756	58.50	6.50									
10/17/2009	1,152,740	93,470	1,246,210	6,592	419,550	2,219	1,665,760	8,812	59.08	5.92									
10/18/2009	1,325,070	140,230	1,465,300	7,751	400,260	2,117	1,865,560	9,869	55.67	9.33									
10/19/2009	1,847,400	211,270	2,058,670	10,890	578,280	3,059	2,636,950	13,949	52.38	12.62									
10/20/2009	1,838,310	191,520	2,029,830	10,738	602,740	3,188	2,632,570	13,926	50.25	14.75									
10/21/2009	1,650,510	178,880	1,829,390	9,677	552,910	2,925	2,382,300	12,602	54.54	10.46									
10/22/2009	1,901,750	203,970	2,105,720	11,139	579,570	3,066	2,685,290	14,205	51.58	13.42									
10/23/2009	1,889,870	159,700	2,049,570	10,842	533,140	2,820	2,582,710	13,663	52.46	12.54									
10/24/2009	2,345,840	154,750	2,500,590	13,228	471,520	2,494	2,972,110	15,722	49.38	15.62									
10/25/2009	2,746,460	184,340	2,930,800	15,504	475,380	2,515	3,406,180	18,019	44.33	20.67									
10/26/2009	2,616,990	240,950	2,857,940	15,119	646,200	3,418	3,504,140	18,537	48.25	16.75									
10/27/2009	2,921,130	260,020	3,181,150	16,828	660,600	3,495	3,841,750	20,323	44.08	20.92									
10/28/2009	3,082,410	273,630	3,356,040	17,753	675,830	3,575	4,031,870	21,329	42.79	22.21									
10/29/2009	2,579,800	208,120	2,787,920	14,748	565,120	2,989	3,353,040	17,738	46.58	18.42									
10/30/2009	1,577,100	125,770	1,702,870	9,008	452,370	2,393	2,155,240	11,401	57.54	7.46									
10/31/2009	2,068,500	143,260	2,211,760	11,700	427,400	2,261	2,639,160	13,961	52.38	12.62									
10/1/2010	928,390	135,920	1,064,310	5,630	483,210	2,556	1,547,520	8,186	58.33	6.67									
10/2/2010	948,770	88,220	1,036,990	5,486	415,120	2,196	1,452,110	7,682	58.75	6.25									
10/3/2010	1,156,470	140,110	1,296,580	6,859	421,360	2,229	1,717,940	9,088	56.29	8.71									
10/4/2010	1,381,120	205,900	1,587,020	8,395	546,010	2,888	2,133,030	11,284	53.54	11.46									
10/5/2010	1,504,350	195,870	1,700,220	8,994	591,120	3,127	2,291,340	12,121	53.50	11.50									

Date	Firm Sales Volumes (Therms)	Interruptible Sales Volumes (Therms)	Total Sales Volumes (Therms)	Total Sales Emissions (mtCO ₂ e)	Transportation Volumes (Therms)	Transportation Emissions (mtCO ₂ e)	Total Volumes (Therms)	Total Emissions (mtCO ₂ e)	Average Daily Temp. (°F)	HDD65
10/6/2010	1,377,680	174,500	1,552,180	8,211	541,010	2,862	2,093,190	11,073	55.67	9.33
10/7/2010	1,277,220	153,900	1,431,120	7,571	504,750	2,670	1,935,870	10,241	56.33	8.67
10/8/2010	1,051,490	111,090	1,162,580	6,150	472,930	2,502	1,635,510	8,652	59.25	5.75
10/9/2010	1,019,150	82,700	1,101,850	5,829	386,310	2,044	1,488,160	7,872	59.46	5.54
10/10/2010	1,308,180	160,500	1,468,680	7,769	443,380	2,345	1,912,060	10,115	56.58	8.42
10/11/2010	1,589,180	220,080	1,809,260	9,571	532,110	2,815	2,341,370	12,386	52.21	12.79
10/12/2010	1,631,620	203,370	1,834,990	9,707	621,430	3,287	2,456,420	12,994	53.00	12.00
10/13/2010	1,542,250	189,510	1,731,760	9,161	559,500	2,960	2,291,260	12,121	54.50	10.50
10/14/2010	1,660,170	213,140	1,873,310	9,910	568,470	3,007	2,441,780	12,917	52.71	12.29
10/15/2010	2,013,200	203,460	2,216,660	11,726	540,450	2,859	2,757,110	14,585	50.21	14.79
10/16/2010	2,284,840	155,840	2,440,680	12,911	456,720	2,416	2,897,400	15,327	48.08	16.92
10/17/2010	2,359,310	201,330	2,560,640	13,546	464,020	2,455	3,024,660	16,000	47.29	17.71
10/18/2010	2,242,010	243,440	2,485,450	13,148	299,070	3,328	3,114,520	16,476	48.88	16.12
10/19/2010	1,905,640	217,860	2,123,500	11,233	705,410	3,732	2,828,910	14,965	51.29	13.71
10/20/2010	1,745,450	203,010	1,948,460	10,307	651,560	3,447	2,600,020	13,754	54.04	10.96
10/21/2010	1,771,720	196,580	1,968,300	10,412	639,220	3,381	2,607,520	13,794	52.63	12.37
10/22/2010	1,603,080	155,940	1,759,020	9,305	630,440	3,335	2,389,460	12,640	53.63	11.37
10/23/2010	1,770,190	123,220	1,893,410	10,016	534,600	2,828	2,428,010	12,844	54.17	10.83
10/24/2010	2,289,510	182,610	2,472,120	13,078	495,090	2,619	2,967,210	15,697	49.33	15.67
10/25/2010	2,671,780	244,340	2,916,120	15,426	551,880	2,919	3,468,000	18,346	47.75	17.25
10/26/2010	2,871,810	243,120	3,114,930	16,478	550,010	2,910	3,664,940	19,388	45.50	19.50
10/27/2010	1,990,740	187,440	2,178,180	11,523	566,160	2,995	2,744,340	14,518	52.63	12.37
10/28/2010	2,116,330	212,250	2,328,580	12,318	632,120	3,344	2,960,700	15,662	52.75	12.25
10/29/2010	1,971,260	186,810	2,158,070	11,416	644,910	3,412	2,802,980	14,828	51.58	13.42
10/30/2010	2,622,330	149,580	2,771,910	14,663	559,790	2,961	3,331,700	17,625	46.79	18.21
10/31/2010	2,016,400	144,170	2,160,570	11,429	427,730	2,263	2,588,300	13,692	51.17	13.83
10/1/2011	1,313,680	111,800	1,425,480	7,541	568,050	3,005	1,993,530	10,546	53.83	11.17
10/2/2011	1,154,770	121,770	1,276,540	6,753	521,080	2,757	1,797,620	9,509	55.88	9.12
10/3/2011	1,232,270	161,960	1,394,230	7,375	650,930	3,443	2,045,160	10,819	56.25	8.75
10/4/2011	1,392,620	169,310	1,561,930	8,263	663,720	3,511	2,225,650	11,774	54.21	10.79
10/5/2011	1,642,350	184,410	1,826,760	9,664	663,860	3,512	2,490,620	13,175	51.71	13.29
10/6/2011	1,560,800	166,890	1,727,690	9,139	716,620	3,791	2,444,310	12,930	52.79	12.21
10/7/2011	1,581,350	151,730	1,733,080	9,168	654,020	3,460	2,387,100	12,628	53.21	11.79
10/8/2011	1,335,440	98,960	1,434,400	7,588	524,410	2,774	1,958,810	10,362	54.79	10.21
10/9/2011	1,390,920	141,560	1,532,480	8,107	465,990	2,465	1,998,470	10,572	54.46	10.54
10/10/2011	1,540,690	171,520	1,712,210	9,058	599,550	3,172	2,311,760	12,229	53.88	11.12
10/11/2011	1,657,690	174,630	1,832,320	9,693	624,650	3,304	2,456,970	12,997	54.04	10.96
10/12/2011	1,764,930	194,680	1,959,610	10,366	639,130	3,381	2,598,740	13,747	52.75	12.25
10/13/2011	1,883,400	197,270	2,080,670	11,007	688,590	3,643	2,769,260	14,649	50.54	14.46
10/14/2011	1,952,870	172,920	2,125,790	11,245	684,610	3,622	2,810,400	14,867	51.00	14.00
10/15/2011	2,193,010	144,790	2,337,800	12,367	591,260	3,128	2,929,060	15,495	48.04	16.96
10/16/2011	2,439,570	197,470	2,637,040	13,950	589,070	3,116	3,226,110	17,066	47.88	17.12
10/17/2011	2,078,510	206,600	2,285,110	12,088	730,710	3,865	3,015,820	15,954	50.46	14.54
10/18/2011	1,756,320	183,100	1,939,420	10,260	727,420	3,848	2,666,840	14,108	53.63	11.37
10/19/2011	1,700,810	175,230	1,876,040	9,924	707,400	3,742	2,583,440	13,666	53.17	11.83
10/20/2011	1,699,780	178,420	1,878,200	9,936	690,730	3,654	2,568,930	13,590	53.54	11.46
10/21/2011	1,663,840	140,150	1,803,990	9,543	649,500	3,436	2,453,490	12,979	53.63	11.37
10/22/2011	1,406,840	100,800	1,507,640	7,975	514,300	2,721	2,021,940	10,696	57.00	8.00
10/23/2011	1,694,850	175,400	1,870,250	9,894	528,740	2,797	2,398,990	12,691	52.96	12.04

Date	Firm Sales Volumes (Therms)	Interruptible Sales Volumes (Therms)	Total Sales Volumes (Therms)	Total Sales Emissions (mtCO ₂ e)	Transportation Volumes (Therms)	Transportation Emissions (mtCO ₂ e)	Total Volumes (Therms)	Total Emissions (mtCO ₂ e)	Average Daily Temp. (°F)	HDD65
10/24/2011	2,329,350	246,530	2,575,880	13,626	699,320	3,699	3,275,200	17,326	49.67	15.33
10/25/2011	2,722,290	257,610	2,979,900	15,764	753,190	3,984	3,733,090	19,748	46.33	18.67
10/26/2011	3,120,470	256,760	3,377,230	17,866	733,180	3,879	4,110,410	21,744	44.29	20.71
10/27/2011	2,665,300	236,630	2,901,930	15,351	686,110	3,630	3,588,040	18,981	46.83	18.17
10/28/2011	2,494,160	183,120	2,677,280	14,163	633,320	3,350	3,310,600	17,513	48.42	16.58
10/29/2011	2,196,820	142,000	2,338,820	12,372	532,330	2,816	2,871,150	15,188	50.17	14.83
10/30/2011	2,245,470	179,070	2,424,540	12,826	505,470	2,674	2,930,010	15,500	50.88	14.12
10/31/2011	2,797,550	257,160	3,054,710	16,159	673,350	3,562	3,728,060	19,721	46.96	18.04
10/1/2012	1,028,720	137,210	1,165,930	6,168	591,410	3,129	1,757,340	9,296	61.42	3.58
10/2/2012	1,280,190	178,120	1,458,310	7,714	626,330	3,313	2,084,640	11,028	56.63	8.37
10/3/2012	1,602,120	190,970	1,793,090	9,485	619,310	3,276	2,412,400	12,762	55.13	9.87
10/4/2012	1,636,610	186,890	1,823,500	9,646	656,050	3,471	2,479,550	13,117	56.04	8.96
10/5/2012	1,506,740	150,160	1,656,900	8,765	605,260	3,202	2,262,160	11,967	57.88	7.12
10/6/2012	1,384,950	115,710	1,500,660	7,938	544,280	2,879	2,044,940	10,818	60.75	4.25
10/7/2012	1,301,870	156,370	1,458,240	7,714	541,530	2,865	1,999,770	10,579	59.63	5.37
10/8/2012	1,276,540	173,480	1,450,020	7,671	644,790	3,411	2,094,810	11,082	56.71	8.29
10/9/2012	1,863,980	188,420	2,052,400	10,958	678,400	3,589	2,749,900	14,547	50.29	14.71
10/10/2012	1,789,230	188,370	1,977,600	10,462	654,210	3,461	2,631,810	13,922	51.21	13.79
10/12/2012	1,742,430	138,770	1,881,200	9,952	556,410	2,943	2,437,610	12,895	52.46	12.54
10/13/2012	1,357,270	84,370	1,441,640	7,626	431,030	2,280	1,872,670	9,906	57.29	7.71
10/14/2012	1,255,580	108,940	1,364,520	7,218	479,480	2,536	1,844,000	9,755	59.67	5.33
10/15/2012	1,370,330	152,160	1,522,490	8,054	617,830	3,268	2,140,320	11,322	58.13	6.87
10/16/2012	1,785,450	199,660	1,985,110	10,501	661,210	3,498	2,646,320	13,999	53.92	11.08
10/17/2012	2,040,730	205,390	2,246,120	11,882	659,290	3,488	2,905,410	15,370	50.46	14.54
10/18/2012	1,736,290	159,220	1,895,510	10,027	636,320	3,366	2,531,830	13,393	53.21	11.79
10/19/2012	1,866,270	157,480	2,023,750	10,706	657,660	3,479	2,681,410	14,185	46.92	10.08
10/20/2012	2,770,230	162,590	2,932,820	15,515	571,810	3,025	3,504,630	18,539	45.50	18.50
10/21/2012	2,866,790	221,720	3,088,510	16,338	584,870	3,094	3,673,380	19,432	45.00	20.00
10/22/2012	3,439,220	268,840	3,708,060	19,616	718,790	3,802	4,426,850	23,418	42.08	22.92
10/23/2012	2,948,040	236,080	3,184,120	16,844	691,290	3,657	3,875,410	20,501	46.38	18.62
10/24/2012	2,821,800	236,910	3,058,710	16,181	655,800	3,469	3,714,510	19,650	46.50	18.50
10/25/2012	2,696,790	230,880	2,927,670	15,487	623,290	3,297	3,550,960	18,785	47.21	17.79
10/26/2012	2,701,940	185,020	2,886,960	15,272	581,270	3,075	3,468,230	18,347	47.71	17.29
10/27/2012	2,224,320	118,680	2,343,000	12,394	522,940	2,766	2,865,940	15,161	51.50	13.50
10/28/2012	1,748,760	133,680	1,882,440	9,958	515,910	2,729	2,398,350	12,687	54.38	10.62
10/29/2012	1,625,880	152,420	1,778,300	9,407	593,810	3,141	2,372,110	12,548	56.33	8.67
10/30/2012	1,678,100	148,940	1,827,040	9,665	613,310	3,244	2,440,350	12,909	56.58	8.42
10/31/2012	1,714,900	163,940	1,878,840	9,939	611,850	3,237	2,490,690	13,176	56.88	8.12
10/1/2013	1,938,110	187,860	2,125,970	11,246	709,200	3,752	2,835,170	14,998	51.50	13.50
10/2/2013	2,068,790	203,190	2,271,980	12,019	694,090	3,672	2,966,070	15,691	52.21	12.79
10/3/2013	2,104,480	209,310	2,313,790	12,240	745,290	3,943	3,059,080	16,183	51.75	13.25
10/4/2013	1,918,800	169,840	2,088,640	11,045	674,490	3,568	2,762,330	14,613	53.00	12.00
10/5/2013	1,555,510	116,250	1,671,760	8,844	597,940	3,163	2,269,700	12,007	56.79	8.21
10/6/2013	1,367,770	125,860	1,493,630	7,901	511,710	2,707	2,005,340	10,608	58.25	6.75
10/7/2013	1,623,490	178,900	1,802,390	9,535	646,810	3,422	2,449,200	12,956	55.42	9.58
10/8/2013	2,129,090	218,990	2,348,080	12,421	720,050	3,809	3,068,130	16,230	52.25	12.75
10/9/2013	2,152,980	210,290	2,363,270	12,502	758,680	4,013	3,121,950	16,515	50.25	14.75
10/10/2013	1,888,130	185,620	2,073,750	10,970	717,890	3,798	2,791,640	14,768	51.79	13.21

Date	Firm Sales Volumes (Therms)		Interruptible Sales Volumes (Therms)		Total Sales Volumes (Therms)		Total Sales Emissions (mtCO ₂ e)		Transportation Volumes (Therms)		Transportation Emissions (mtCO ₂ e)		Total Volumes (Therms)		Total Emissions (mtCO ₂ e)		Average Daily Temp. (°F)		HDD65
	Sales Volumes (Therms)	Interruptible Sales Volumes (Therms)	Total Sales Volumes (Therms)	Total Sales Emissions (mtCO ₂ e)	Transportation Volumes (Therms)	Transportation Emissions (mtCO ₂ e)	Total Volumes (Therms)	Total Emissions (mtCO ₂ e)	Transportation Volumes (Therms)	Transportation Emissions (mtCO ₂ e)	Total Volumes (Therms)	Total Emissions (mtCO ₂ e)	Average Daily Temp. (°F)	HDD65					
10/11/2013	1,887,360	163,340	2,050,700	10,848	655,010	3,465	2,705,710	14,313	52.96	12.04									
10/12/2013	2,053,160	138,460	2,191,620	11,594	592,990	3,137	2,784,610	14,731	51.50	13.50									
10/13/2013	2,393,410	195,170	2,588,580	13,694	593,970	3,142	3,182,550	16,836	50.96	14.04									
10/14/2013	2,399,750	235,970	2,635,720	13,943	719,660	3,807	3,355,380	17,750	49.50	15.50									
10/15/2013	2,198,370	208,710	2,407,080	12,733	724,020	3,830	3,131,100	16,564	49.46	15.54									
10/16/2013	2,335,370	204,180	2,539,550	13,434	691,300	3,657	3,230,850	17,091	50.96	14.04									
10/17/2013	2,273,300	211,060	2,484,360	13,142	691,600	3,659	3,175,960	16,801	52.08	12.92									
10/18/2013	2,381,280	190,370	2,571,650	13,604	620,460	3,282	3,192,110	16,886	48.58	16.42									
10/19/2013	2,520,820	146,480	2,667,300	14,110	514,950	2,724	3,182,250	16,834	48.63	16.37									
10/20/2013	2,597,160	185,040	2,782,200	14,718	462,510	2,447	3,244,710	17,165	48.50	16.50									
10/21/2013	2,493,900	214,720	2,708,620	14,329	647,890	3,427	3,356,510	17,756	48.88	16.12									
10/22/2013	2,356,190	214,000	2,570,190	13,596	659,600	3,489	3,229,790	17,086	49.29	15.71									
10/23/2013	2,381,100	221,500	2,602,600	13,768	664,710	3,516	3,267,310	17,284	48.04	16.96									
10/24/2013	2,512,320	212,620	2,724,940	14,415	651,560	3,447	3,376,500	17,862	46.92	18.08									
10/25/2013	2,413,140	170,040	2,583,180	13,665	637,050	3,370	3,220,230	17,035	49.58	15.42									
10/26/2013	2,389,670	130,680	2,520,350	13,333	514,180	2,720	3,034,530	16,053	50.50	14.50									
10/27/2013	2,516,550	182,350	2,698,900	14,277	539,930	2,856	3,238,830	17,133	50.13	14.87									
10/28/2013	2,661,540	238,510	2,900,050	15,341	669,830	3,543	3,569,880	18,885	51.42	13.58									
10/29/2013	3,022,310	262,570	3,284,880	17,377	662,050	3,502	3,946,930	20,879	46.88	18.12									
10/30/2013	2,653,130	206,080	2,859,210	15,125	616,680	3,262	3,475,890	18,387	50.50	14.50									
10/31/2013	2,214,290	192,010	2,406,300	12,729	571,750	3,025	2,978,050	15,754	54.54	10.46									
10/1/2014	1,139,360	131,590	1,270,950	6,723	592,830	3,136	1,863,780	9,859	57.50	7.50									
10/2/2014	1,198,160	133,400	1,331,560	7,044	582,860	3,083	1,914,420	10,127	58.33	6.67									
10/3/2014	1,041,100	132,290	1,173,390	6,207	570,520	3,018	1,743,910	9,225	59.13	5.87									
10/4/2014	907,880	110,410	1,018,290	5,387	459,620	2,431	1,477,910	7,818	61.42	3.58									
10/5/2014	925,810	81,860	1,007,670	5,331	430,320	2,276	1,437,990	7,607	62.54	2.46									
10/6/2014	837,400	107,990	945,390	5,001	552,620	2,923	1,498,010	7,924	64.92	0.08									
10/7/2014	857,250	138,670	995,920	5,268	560,370	2,964	1,556,290	8,233	60.13	4.87									
10/8/2014	944,790	137,170	1,081,960	5,724	577,000	3,052	1,658,960	8,776	59.71	5.29									
10/9/2014	1,103,810	138,420	1,242,230	6,571	581,720	3,077	1,823,950	9,649	57.58	7.42									
10/10/2014	1,100,080	140,930	1,241,010	6,565	548,850	2,903	1,789,860	9,468	56.92	8.08									
10/11/2014	1,061,690	119,050	1,180,740	6,246	450,170	2,381	1,630,910	8,628	58.88	6.12									
10/12/2014	1,159,990	91,240	1,251,230	6,619	436,640	2,310	1,687,870	8,929	58.13	6.87									
10/13/2014	1,124,320	118,280	1,242,600	6,573	579,970	3,068	1,822,570	9,641	59.33	5.67									
10/14/2014	1,234,280	148,680	1,382,960	7,316	562,590	2,976	1,945,550	10,292	56.17	8.83									
10/15/2014	1,587,660	151,230	1,738,890	9,199	588,620	3,114	2,327,510	12,313	55.08	9.92									
10/16/2014	1,256,440	150,260	1,406,700	7,441	547,420	2,896	1,954,120	10,337	59.25	5.75									
10/17/2014	1,275,840	151,940	1,427,780	7,553	566,450	2,997	1,994,230	10,549	58.04	6.96									
10/18/2014	1,026,390	125,950	1,152,340	6,096	444,980	2,354	1,597,320	8,450	60.71	4.29									
10/19/2014	951,430	101,290	1,052,720	5,569	445,360	2,356	1,498,080	7,925	62.21	2.79									
10/20/2014	1,157,190	128,690	1,285,880	6,802	557,260	2,948	1,843,140	9,750	58.33	6.67									
10/21/2014	1,345,600	156,260	1,501,860	7,945	548,110	2,900	2,049,970	10,844	56.88	8.12									
10/22/2014	1,608,170	154,230	1,762,400	9,323	531,540	2,812	2,293,940	12,135	56.33	8.67									
10/23/2014	1,950,570	154,430	2,105,000	11,135	602,750	3,189	2,707,750	14,324	51.96	13.04									
10/24/2014	1,921,980	155,430	2,077,410	10,989	588,480	3,113	2,665,890	14,103	52.38	12.62									
10/25/2014	1,885,740	136,470	2,022,210	10,697	439,510	2,325	2,461,720	13,022	53.63	11.37									
10/26/2014	2,389,140	112,400	2,501,540	13,233	489,610	2,590	2,991,150	15,823	50.42	14.58									
10/27/2014	2,107,270	139,920	2,247,190	11,888	633,520	3,351	2,880,710	15,239	51.08	13.92									
10/28/2014	1,821,150	167,480	1,988,630	10,520	584,360	3,091	2,572,990	13,611	53.96	11.04									

Date	Firm Sales Volumes (Therms)	Interruptible Sales Volumes (Therms)	Total Sales Volumes (Therms)	Total Sales Emissions (mtCO ₂ e)	Transportation Volumes (Therms)	Transportation Emissions (mtCO ₂ e)	Total Volumes (Therms)	Total Emissions (mtCO ₂ e)	Average Daily Temp. (°F)	HDD65
10/29/2014	1,506,140	166,510	1,672,650	8,848	584,760	3,093	2,257,410	11,942	57.13	7.87
10/30/2014	1,659,440	165,540	1,824,980	9,654	569,970	3,015	2,394,950	12,669	56.67	8.33
10/31/2014	2,013,170	167,830	2,181,000	11,537	589,330	3,118	2,770,330	14,655	51.50	13.50
10/1/2015	1,196,050	123,440	1,319,490	6,980	667,460	3,531	1,986,950	10,511	58.38	6.62
10/2/2015	1,418,720	102,470	1,521,190	8,047	603,730	3,194	2,124,920	11,241	55.54	9.46
10/3/2015	1,329,370	73,840	1,403,210	7,423	500,080	2,645	1,903,290	10,068	58.38	6.62
10/4/2015	1,292,740	96,800	1,389,540	7,351	522,550	2,764	1,912,090	10,115	60.25	4.75
10/5/2015	1,174,860	128,010	1,302,870	6,892	627,380	3,319	1,930,250	10,211	59.92	5.08
10/6/2015	1,221,350	125,800	1,347,150	7,126	612,990	3,243	1,960,140	10,369	57.92	7.08
10/7/2015	1,250,050	127,200	1,377,250	7,286	611,380	3,234	1,988,630	10,520	58.38	6.62
10/8/2015	1,077,560	133,040	1,210,600	6,404	633,610	3,352	1,844,210	9,756	60.67	4.33
10/9/2015	1,014,040	107,730	1,121,770	5,934	575,770	3,046	1,697,540	8,980	61.33	3.67
10/10/2015	1,107,530	79,570	1,187,100	6,280	488,380	2,584	1,675,480	8,863	61.21	3.79
10/11/2015	1,259,420	105,420	1,364,840	7,220	446,200	2,360	1,811,040	9,580	57.83	7.17
10/12/2015	1,268,890	136,200	1,405,090	7,433	591,440	3,129	1,996,530	10,562	58.00	7.00
10/13/2015	1,478,580	135,920	1,614,500	8,541	647,010	3,423	2,261,510	11,963	55.50	9.50
10/14/2015	1,859,230	139,780	1,999,010	10,575	680,670	3,601	2,679,680	14,176	52.46	12.54
10/15/2015	1,543,100	141,970	1,685,070	8,914	643,600	3,405	2,328,670	12,319	56.71	8.29
10/16/2015	1,270,390	119,190	1,389,580	7,351	585,360	3,097	1,974,940	10,447	57.50	7.50
10/17/2015	1,155,670	85,420	1,241,090	6,565	474,970	2,513	1,716,060	9,078	57.92	7.08
10/18/2015	1,248,750	112,710	1,361,460	7,202	461,220	2,440	1,822,680	9,642	57.33	7.67
10/19/2015	1,191,320	139,800	1,331,120	7,042	595,750	3,152	1,926,870	10,193	58.58	6.42
10/20/2015	1,488,190	142,520	1,630,710	8,626	637,500	3,372	2,268,210	11,999	57.04	7.96
10/21/2015	1,717,540	145,060	1,862,600	9,853	621,240	3,286	2,483,840	13,140	53.42	11.58
10/22/2015	1,911,230	143,980	2,055,210	10,872	633,100	3,349	2,688,310	14,221	53.67	11.33
10/23/2015	2,259,470	122,070	2,381,540	12,598	624,400	3,303	3,005,940	15,901	50.33	14.67
10/24/2015	2,163,620	94,460	2,258,080	11,945	505,070	2,672	2,763,150	14,617	50.71	14.29
10/25/2015	1,818,760	118,810	1,937,570	10,250	473,160	2,503	2,410,730	12,753	55.75	9.25
10/26/2015	2,130,200	150,640	2,280,840	12,066	639,120	3,381	2,919,960	15,447	53.13	11.87
10/27/2015	1,911,940	154,960	2,066,900	10,934	633,550	3,351	2,700,450	14,285	53.25	11.75
10/28/2015	1,894,260	155,710	2,049,970	10,844	635,000	3,359	2,684,970	14,203	54.13	10.87
10/29/2015	1,642,010	155,930	1,797,940	9,511	614,210	3,249	2,412,150	12,760	56.17	8.83
10/30/2015	1,354,840	131,520	1,486,360	7,863	630,250	3,334	2,116,610	11,197	57.79	7.21
10/31/2015	1,875,320	102,970	1,978,290	10,465	506,660	2,680	2,484,950	13,145	56.17	8.83
10/1/2016	1,533,180	71,580	1,604,760	8,489	530,340	2,805	2,135,100	11,295	55.08	9.92
10/2/2016	1,394,190	99,630	1,493,820	7,902	527,260	2,789	2,021,080	10,692	55.46	9.54
10/3/2016	1,469,360	133,990	1,603,350	8,482	670,240	3,546	2,273,590	12,027	54.67	10.33
10/4/2016	1,568,170	133,700	1,701,870	9,003	691,450	3,658	2,393,320	12,661	54.88	10.12
10/5/2016	1,347,590	134,900	1,482,490	7,842	656,960	3,475	2,139,450	11,318	57.00	8.00
10/6/2016	1,432,220	131,840	1,564,060	8,274	650,880	3,443	2,214,940	11,717	56.13	8.87
10/7/2016	1,396,090	108,660	1,504,750	7,960	639,790	3,384	2,144,540	11,345	56.54	8.46
10/8/2016	1,313,750	82,550	1,396,300	7,386	523,180	2,768	1,919,480	10,154	58.13	6.87
10/9/2016	1,786,720	106,000	1,892,720	10,012	535,140	2,831	2,427,860	12,843	52.04	12.96
10/10/2016	2,147,330	140,220	2,287,550	12,101	709,650	3,754	2,997,200	15,855	50.75	14.25
10/11/2016	2,281,670	142,410	2,424,080	12,823	688,830	3,644	3,112,910	16,467	52.42	12.58
10/12/2016	1,876,220	143,700	2,019,920	10,685	686,650	3,632	2,706,570	14,318	54.46	10.54
10/13/2016	1,866,900	141,970	2,008,870	10,627	680,480	3,600	2,689,350	14,227	53.75	11.25
10/14/2016	2,066,630	119,700	2,186,330	11,566	616,440	3,261	2,802,770	14,827	53.88	11.12
10/15/2016	2,103,090	90,710	2,193,800	11,605	558,020	2,952	2,751,820	14,557	53.04	11.96

Date	Firm Sales Volumes (Therms)		Interruptible Sales Volumes (Therms)		Total Sales Volumes (Therms)		Total Sales Emissions (mtCO ₂ e)		Transportation Volumes (Therms)		Transportation Emissions (mtCO ₂ e)		Total Volumes (Therms)		Total Emissions (mtCO ₂ e)		Average Daily Temp. (°F)		HDD65
	Sales Volumes (Therms)	Interruptible Sales Volumes (Therms)	Total Sales Volumes (Therms)	Total Sales Emissions (mtCO ₂ e)	Transportation Volumes (Therms)	Transportation Emissions (mtCO ₂ e)	Total Volumes (Therms)	Total Emissions (mtCO ₂ e)	Transportation Volumes (Therms)	Transportation Emissions (mtCO ₂ e)	Total Volumes (Therms)	Total Emissions (mtCO ₂ e)	Average Daily Temp. (°F)	HDD65					
10/16/2016	1,949,250	116,020	2,065,270	10,925	554,610	2,934	2,619,880	13,859	53.21	11.79									
10/17/2016	2,009,220	145,420	2,154,640	11,398	646,230	3,419	2,800,870	14,817	52.79	12.21									
10/18/2016	2,133,600	149,400	2,283,000	12,077	673,900	3,565	2,956,900	15,642	52.33	12.67									
10/19/2016	2,154,180	146,750	2,300,930	12,172	697,210	3,688	2,998,140	15,860	51.04	13.96									
10/20/2016	1,927,490	149,060	2,076,550	10,985	599,440	3,171	2,675,990	14,156	54.21	10.79									
10/21/2016	2,086,660	124,990	2,211,650	11,700	616,310	3,260	2,827,960	14,960	51.58	13.42									
10/22/2016	1,901,070	92,620	1,993,690	10,547	540,770	2,861	2,534,460	13,407	52.42	12.58									
10/23/2016	1,714,700	120,350	1,835,050	9,707	554,450	2,933	2,389,500	12,640	55.71	9.29									
10/24/2016	1,989,890	156,550	2,146,440	11,355	675,510	3,573	2,821,950	14,928	54.33	10.67									
10/25/2016	1,792,660	158,030	1,950,690	10,319	683,280	3,615	2,633,970	13,934	56.83	8.17									
10/26/2016	2,003,550	159,720	2,163,270	11,444	673,550	3,563	2,836,820	15,007	55.00	10.00									
10/27/2016	1,988,020	163,390	2,151,410	11,381	674,610	3,569	2,826,020	14,950	54.13	10.87									
10/28/2016	1,706,370	137,320	1,843,690	9,753	638,570	3,378	2,482,260	13,131	57.17	7.83									
10/29/2016	2,196,600	105,270	2,301,870	12,177	524,360	3,774	2,826,230	14,951	54.58	10.42									
10/30/2016	2,583,180	129,660	2,712,840	14,351	543,490	2,875	3,256,330	17,226	48.83	16.17									
10/31/2016	2,240,280	164,250	2,404,530	12,720	604,180	3,196	3,008,710	15,916	52.33	12.67									
10/1/2017	1,540,570	88,590	1,629,160	8,618	550,000	2,910	2,179,160	11,528	55.17	9.83									
10/2/2017	1,817,530	121,420	1,938,950	10,257	670,760	3,548	2,609,710	13,805	54.04	10.96									
10/3/2017	1,722,300	123,700	1,846,000	9,765	698,700	3,696	2,544,700	13,461	56.83	8.17									
10/4/2017	1,753,620	123,540	1,877,160	9,930	691,510	3,658	2,568,670	13,588	56.38	8.62									
10/5/2017	1,670,850	123,910	1,794,760	9,494	667,450	3,531	2,462,210	13,025	56.50	8.50									
10/6/2017	1,595,270	98,010	1,693,280	8,957	630,590	3,336	2,323,870	12,293	55.08	9.92									
10/7/2017	1,746,920	69,490	1,816,410	9,609	533,050	2,820	2,349,460	12,429	54.25	10.75									
10/8/2017	1,962,540	96,900	2,059,440	10,894	564,380	2,986	2,623,820	13,880	52.67	12.33									
10/9/2017	1,976,020	125,500	2,101,520	11,117	708,330	3,747	2,809,850	14,864	52.58	12.42									
10/10/2017	2,358,280	128,640	2,486,920	13,156	729,350	3,858	3,216,270	17,014	50.58	14.42									
10/11/2017	2,411,810	130,890	2,542,700	13,451	727,010	3,846	3,269,710	17,297	48.29	16.71									
10/12/2017	2,788,750	130,690	2,919,440	15,444	738,180	3,905	3,657,620	19,349	47.17	17.83									
10/13/2017	2,923,910	106,250	3,030,160	16,030	698,820	3,697	3,728,980	19,726	47.50	17.50									
10/14/2017	2,795,950	79,890	2,875,840	15,213	610,370	3,229	3,486,210	18,442	47.38	17.62									
10/15/2017	2,292,950	105,320	2,398,270	12,687	575,310	3,043	2,973,580	15,730	51.71	13.29									
10/16/2017	2,023,970	134,720	2,158,690	11,419	639,030	3,380	2,797,720	14,800	52.29	12.71									
10/17/2017	2,261,330	133,450	2,394,780	12,668	647,970	3,428	3,042,750	16,096	53.71	11.29									
10/18/2017	2,151,620	137,240	2,288,860	12,108	614,860	3,253	2,903,720	15,361	53.38	11.62									
10/19/2017	2,343,800	133,640	2,477,440	13,106	612,370	3,239	3,089,810	16,345	51.71	13.29									
10/20/2017	2,775,100	112,270	2,887,370	15,274	618,140	3,270	3,505,510	18,544	48.75	16.25									
10/21/2017	2,568,460	83,470	2,651,930	14,029	526,340	2,784	3,178,270	16,813	49.79	15.21									
10/22/2017	2,052,680	106,390	2,159,070	11,421	538,110	2,847	2,697,180	14,268	54.67	10.33									
10/23/2017	2,013,650	139,070	2,152,720	11,388	683,310	3,615	2,836,030	15,003	55.38	9.62									
10/24/2017	2,259,000	143,560	2,402,560	12,710	715,730	3,786	3,118,290	16,496	53.96	11.04									
10/25/2017	2,382,630	143,910	2,526,540	13,365	719,780	3,808	3,246,320	17,173	51.42	13.58									
10/26/2017	2,319,730	144,680	2,464,410	13,037	711,870	3,766	3,176,280	16,803	52.38	12.62									
10/27/2017	2,077,390	124,720	2,202,110	11,649	670,840	3,549	2,872,950	15,198	54.00	11.00									
10/28/2017	1,970,920	93,210	2,064,130	10,919	529,940	2,803	2,594,070	13,723	54.58	10.42									
10/29/2017	2,478,180	116,030	2,594,210	13,723	557,590	2,950	3,151,800	16,673	51.46	13.54									
10/30/2017	2,731,660	145,690	2,877,350	15,221	716,200	3,789	3,593,550	19,010	53.92	11.08									
10/31/2017	2,692,880	148,590	2,841,470	15,031	712,160	3,767	3,553,630	18,799	48.29	16.71									
10/1/2018	1,138,600	126,270	1,264,870	6,691	634,890	3,359	1,899,760	10,050	60.04	4.96									
10/2/2018	1,782,230	130,500	1,912,730	10,118	672,460	3,557	2,585,190	13,676	55.38	9.62									

Date	Firm Sales Volumes (Therms)	Interruptible Sales Volumes (Therms)	Total Sales Volumes (Therms)	Total Sales Emissions (mtCO ₂ e)	Transportation Volumes (Therms)	Transportation Emissions (mtCO ₂ e)	Total Volumes (Therms)	Total Emissions (mtCO ₂ e)	Average Daily Temp. (°F)	HDD65
10/3/2018	2,267,140	133,910	2,401,050	12,702	718,320	3,800	3,119,370	16,501	49.83	15.17
10/4/2018	2,048,630	134,050	2,182,680	11,546	697,800	3,691	2,880,480	15,238	52.25	12.75
10/5/2018	2,468,800	108,620	2,577,420	13,635	653,970	3,460	3,231,390	17,094	49.63	15.37
10/6/2018	2,087,720	73,340	2,161,060	11,432	610,900	3,232	2,771,960	14,664	52.88	12.12
10/7/2018	2,043,870	99,940	2,143,810	11,341	575,350	3,044	2,719,160	14,384	51.50	13.50
10/8/2018	1,788,030	136,490	1,924,520	10,181	675,540	3,574	2,600,060	13,754	54.21	10.79
10/9/2018	1,908,060	135,850	2,043,910	10,812	638,200	3,376	2,682,110	14,188	54.25	10.75
10/10/2018	1,823,980	95,280	1,919,260	10,153	280,680	1,485	2,199,940	11,638	55.04	9.96
10/11/2018	2,078,890	130,510	2,209,400	11,688	507,930	2,687	2,717,330	14,375	53.08	11.92
10/12/2018	1,919,330	115,650	2,034,980	10,765	635,320	3,361	2,670,300	14,126	53.33	11.67
10/13/2018	2,068,030	81,590	2,149,620	11,371	591,080	3,127	2,740,700	14,498	54.54	10.46
10/14/2018	2,253,100	109,940	2,363,040	12,500	524,570	2,775	2,887,610	15,275	55.38	9.62
10/15/2018	2,167,100	145,110	2,312,210	12,232	661,770	3,501	2,973,980	15,732	54.58	10.42
10/16/2018	1,912,720	145,870	2,058,590	10,890	717,050	3,793	2,775,640	14,683	57.13	7.87
10/17/2018	1,897,880	145,390	2,043,270	10,809	718,730	3,802	2,762,000	14,611	55.83	8.33
10/18/2018	1,946,860	148,060	2,094,920	11,082	697,260	3,689	2,792,180	14,771	55.83	9.17
10/19/2018	2,168,570	118,770	2,287,340	12,100	693,720	3,670	2,981,060	15,770	51.25	13.75
10/20/2018	2,580,490	87,340	2,667,830	14,113	548,210	2,900	3,216,040	17,013	50.58	14.42
10/21/2018	2,713,910	113,940	2,827,850	14,959	514,670	2,723	3,342,520	17,682	48.25	16.75
10/22/2018	2,699,960	146,550	2,846,510	15,058	704,610	3,727	3,551,120	18,785	46.75	18.25
10/23/2018	2,511,380	150,420	2,661,800	14,081	716,050	3,788	3,377,850	17,869	49.33	15.67
10/24/2018	1,890,890	156,310	2,047,200	10,830	686,330	3,631	2,733,530	14,460	54.29	10.71
10/25/2018	1,860,420	155,190	2,015,610	10,663	622,720	3,294	2,638,330	13,957	55.33	9.67
10/26/2018	1,734,670	130,390	1,865,060	9,866	580,520	3,071	2,445,580	12,937	57.54	7.46
10/27/2018	2,159,310	100,450	2,259,760	11,954	557,640	2,950	2,817,400	14,904	52.17	12.83
10/28/2018	2,326,620	123,850	2,450,470	12,963	531,060	2,809	2,981,530	15,772	52.54	12.46
10/29/2018	2,645,400	157,000	2,802,400	14,825	671,230	3,551	3,473,630	18,376	49.79	15.21
10/30/2018	2,338,260	158,690	2,496,950	13,209	622,990	3,296	3,119,940	16,504	50.79	14.21
10/31/2018	2,012,400	161,270	2,173,670	11,499	560,080	2,963	2,733,750	14,462	54.46	10.54
10/1/2019	2,366,490	120,540	2,487,030	13,156	673,040	3,560	3,160,070	16,717	50.79	14.21
10/2/2019	1,904,170	123,580	2,027,750	10,727	666,820	3,527	2,694,570	14,254	53.92	11.08
10/3/2019	1,750,010	125,730	1,875,740	9,923	613,310	3,244	2,489,050	13,167	54.92	10.08
10/4/2019	1,754,980	101,280	1,856,260	9,820	608,940	3,221	2,465,200	13,041	54.21	10.79
10/5/2019	1,806,180	70,200	1,876,380	9,926	541,470	2,864	2,417,850	12,790	55.38	9.62
10/6/2019	1,947,900	93,220	2,041,120	10,798	509,690	2,696	2,550,810	13,494	53.96	11.04
10/7/2019	1,794,800	125,810	1,920,610	10,160	626,990	3,317	2,547,600	13,477	56.75	8.25
10/8/2019	2,977,920	130,530	3,108,450	16,444	679,160	3,593	3,787,610	20,036	48.17	16.83
10/9/2019	3,503,010	131,830	3,634,840	19,228	742,370	3,927	4,377,210	23,155	44.92	20.08
10/10/2019	3,240,950	133,750	3,374,700	17,852	700,960	3,708	4,075,660	21,560	46.33	18.67
10/11/2019	2,601,290	109,830	2,711,120	14,342	665,340	3,520	3,376,460	17,861	52.88	12.12
10/12/2019	2,284,290	77,030	2,361,320	12,491	544,350	2,880	2,905,670	15,371	52.58	12.42
10/13/2019	2,127,380	100,620	2,228,000	11,786	569,110	3,011	2,797,110	14,797	52.71	12.29
10/14/2019	2,226,740	134,370	2,361,110	12,490	643,810	3,406	3,004,920	15,896	51.92	13.08
10/15/2019	2,119,290	137,660	2,256,950	11,939	617,370	3,266	2,874,320	15,205	53.50	11.50
10/16/2019	2,099,840	138,260	2,238,100	11,840	582,580	3,082	2,820,680	14,921	54.13	10.87
10/17/2019	2,326,660	136,490	2,463,150	13,030	594,020	3,142	3,057,170	16,172	53.29	11.71
10/18/2019	2,641,760	113,660	2,755,420	14,576	597,640	3,162	3,353,060	17,738	50.04	14.96
10/19/2019	2,705,100	79,510	2,784,610	14,731	522,580	2,764	3,307,190	17,495	48.38	16.62
10/20/2019	2,630,480	105,670	2,736,150	14,474	528,740	2,797	3,264,890	17,271	50.17	14.83

Date	Firm Sales Volumes (Therms)	Interruptible Sales Volumes (Therms)	Total Sales Volumes (Therms)	Total Sales Emissions (mtCO ₂ e)	Transportation Volumes (Therms)	Transportation Emissions (mtCO ₂ e)	Total Volumes (Therms)	Total Emissions (mtCO ₂ e)	Average Daily Temp. (°F)	HDD65
10/21/2019	2,140,720	137,800	2,278,520	12,053	626,630	3,313	2,904,880	15,367	55.21	9.79
10/22/2019	2,187,270	138,460	2,325,730	12,303	689,210	3,646	3,014,940	15,949	55.58	9.42
10/23/2019	2,780,320	141,610	2,921,930	15,457	620,480	3,282	3,542,410	18,739	50.13	14.87
10/24/2019	2,297,100	145,810	2,442,910	12,923	661,470	3,499	3,104,380	16,422	52.92	12.08
10/25/2019	2,599,960	120,390	2,720,350	14,391	588,670	3,114	3,309,020	17,505	51.38	13.62
10/26/2019	3,220,020	88,890	3,308,910	17,504	586,640	3,103	3,895,550	20,607	48.00	17.00
10/27/2019	3,733,730	115,510	3,849,240	20,362	594,910	3,147	4,444,150	23,510	45.58	19.42
10/28/2019	3,951,140	145,730	4,096,870	21,672	718,130	3,799	4,815,000	25,471	42.92	22.08
10/29/2019	4,621,790	148,580	4,770,370	25,235	748,740	3,961	5,519,110	29,196	42.88	22.12
10/30/2019	4,389,600	149,850	4,539,450	24,014	735,010	3,888	5,274,460	27,902	42.92	22.08
10/31/2019	4,128,950	151,270	4,280,220	22,642	716,210	3,789	4,996,430	26,431	43.29	21.71
10/1/2020	1,066,830	56,950	1,123,780	5,945	627,610	3,320	1,751,390	9,265	61.00	4.00
10/2/2020	1,057,870	45,630	1,103,500	5,838	541,560	2,865	1,645,060	8,702	61.96	3.04
10/3/2020	1,188,100	31,360	1,219,460	6,451	457,290	2,419	1,676,750	8,870	55.21	9.79
10/4/2020	1,233,750	42,730	1,276,480	6,753	454,680	2,405	1,731,160	9,158	56.67	8.33
10/5/2020	1,254,580	57,210	1,311,790	6,939	589,290	3,117	1,901,080	10,057	59.17	5.83
10/6/2020	1,200,060	56,870	1,256,930	6,649	586,930	3,105	1,843,860	9,754	60.96	4.04
10/7/2020	1,277,040	57,480	1,334,520	7,060	607,410	3,213	1,941,930	10,273	58.46	6.54
10/8/2020	1,191,670	59,000	1,250,670	6,616	547,070	2,894	1,797,740	9,510	59.79	5.21
10/9/2020	1,073,100	47,470	1,120,570	5,928	519,260	2,747	1,639,830	8,675	61.17	3.83
10/10/2020	1,600,820	33,640	1,634,460	8,646	474,640	2,511	2,109,100	11,157	56.50	8.50
10/11/2020	1,924,660	45,690	1,970,350	10,423	465,290	2,461	2,435,640	12,885	54.04	10.96
10/12/2020	1,806,090	59,630	1,865,720	9,870	614,050	3,248	2,479,770	13,118	55.92	9.08
10/13/2020	1,806,700	59,720	1,866,420	9,873	566,570	2,997	2,432,990	12,871	55.75	9.25
10/14/2020	1,950,630	60,920	2,011,550	10,641	603,280	3,191	2,614,830	13,832	55.17	9.83
10/15/2020	1,900,350	61,260	1,961,610	10,377	619,870	3,279	2,581,480	13,656	53.13	11.87
10/16/2020	1,610,600	48,950	1,659,550	8,779	606,610	3,209	2,266,160	11,988	57.63	7.37
10/17/2020	1,792,790	33,870	1,826,660	9,663	519,150	2,746	2,345,810	12,409	54.29	10.71
10/18/2020	1,635,820	46,660	1,682,480	8,900	456,020	2,412	2,138,500	11,313	57.29	7.71
10/19/2020	2,048,090	60,630	2,108,720	11,155	613,380	3,245	2,722,100	14,400	54.71	10.29
10/20/2020	2,188,670	62,090	2,250,760	11,907	620,980	3,285	2,871,740	15,192	52.92	12.08
10/21/2020	3,033,820	62,480	3,096,300	16,379	671,040	3,550	3,767,340	19,929	47.88	17.12
10/22/2020	3,410,420	61,640	3,472,060	18,367	677,920	3,586	4,149,980	21,953	45.63	19.37
10/23/2020	3,630,500	50,860	3,681,360	19,474	651,200	3,445	4,332,560	22,919	44.71	20.29
10/24/2020	3,820,420	37,960	3,858,380	20,411	542,410	2,869	4,400,790	23,280	44.75	20.25
10/25/2020	4,269,220	49,430	4,318,650	22,846	613,610	3,246	4,932,260	26,092	41.25	23.75
10/26/2020	3,642,610	63,900	3,706,510	19,607	692,420	3,663	4,398,930	23,270	44.46	20.54
10/27/2020	2,799,470	65,520	2,864,990	15,156	630,160	3,334	3,495,150	18,489	49.08	15.92
10/28/2020	2,351,130	65,200	2,416,330	12,782	626,520	3,314	3,042,850	16,097	51.63	13.37
10/29/2020	2,284,180	65,740	2,349,920	12,431	584,790	3,094	2,934,710	15,525	53.71	11.29
10/30/2020	2,543,020	53,970	2,596,990	13,738	571,060	3,021	3,168,050	16,759	53.63	11.37
10/31/2020	3,244,960	40,190	3,285,150	17,378	537,090	2,841	3,822,240	20,220	48.25	16.75
10/1/2021	1,630,620	86,290	1,716,910	9,082	596,980	3,158	2,313,890	12,240	55.29	9.71
10/2/2021	1,474,680	56,820	1,531,500	8,102	537,070	2,841	2,068,570	10,943	55.42	9.58
10/3/2021	1,672,920	82,240	1,755,160	9,285	497,370	2,631	2,252,530	11,916	54.58	10.42
10/4/2021	1,602,060	110,630	1,712,690	9,060	641,540	3,394	2,354,230	12,454	54.83	10.17
10/5/2021	1,111,160	111,160	2,281,790	12,071	636,060	3,365	2,917,850	15,435	52.33	12.67
10/6/2021	2,310,630	109,840	2,421,840	12,812	590,790	3,125	3,012,630	15,937	50.75	14.25
10/7/2021	2,507,520	109,910	2,617,430	13,846	653,670	3,458	3,271,100	17,304	49.63	15.37

Date	Firm Sales Volumes (Therms)		Interruptible Sales Volumes (Therms)		Total Sales Volumes (Therms)		Total Sales Emissions (mtCO ₂ e)		Transportation Volumes (Therms)		Transportation Emissions (mtCO ₂ e)		Total Volumes (Therms)		Total Emissions (mtCO ₂ e)		Average Daily Temp. (°F)		HDD65
	Sales Volumes (Therms)	Interruptible Sales Volumes (Therms)	Total Sales Volumes (Therms)	Total Sales Emissions (mtCO ₂ e)	Transportation Volumes (Therms)	Transportation Emissions (mtCO ₂ e)	Total Volumes (Therms)	Total Emissions (mtCO ₂ e)	Transportation Volumes (Therms)	Transportation Emissions (mtCO ₂ e)	Total Volumes (Therms)	Total Emissions (mtCO ₂ e)	Average Daily Temp. (°F)	HDD65					
10/8/2021	2,612,900	89,940	2,702,840	14,298	609,910	3,226	3,312,750	17,524	48.13	16.87									
10/9/2021	2,294,980	60,440	2,355,420	12,460	488,380	2,584	2,843,800	15,044	51.00	14.00									
10/10/2021	2,505,870	86,110	2,591,980	13,712	513,130	2,714	3,105,110	16,426	49.29	15.71									
10/11/2021	3,133,230	115,970	3,249,200	17,188	722,150	3,820	3,971,350	21,008	46.38	18.62									
10/12/2021	3,482,520	116,260	3,598,780	19,038	751,510	3,975	4,350,290	23,013	43.29	21.71									
10/13/2021	2,794,250	116,100	2,910,350	15,396	665,750	3,522	3,576,100	18,918	47.17	17.83									
10/14/2021	2,363,640	116,880	2,480,520	13,122	621,190	3,286	3,101,710	16,408	51.33	13.67									
10/15/2021	1,967,670	94,600	2,062,270	10,909	568,740	3,009	2,631,010	13,918	56.00	9.00									
10/16/2021	1,501,240	63,300	1,564,540	8,276	426,110	2,254	1,990,650	10,531	59.29	5.71									
10/17/2021	2,069,640	86,430	2,156,070	11,406	475,360	2,515	2,631,430	13,920	53.17	11.83									
10/18/2021	2,359,080	117,870	2,476,950	13,103	525,140	2,778	3,002,090	15,881	51.04	13.96									
10/19/2021	2,195,320	117,960	2,313,280	12,237	588,700	3,114	2,901,980	15,351	52.96	12.04									
10/20/2021	2,117,030	120,550	2,237,580	11,837	633,810	3,353	2,871,390	15,190	53.96	11.04									
10/21/2021	1,744,850	120,680	1,865,530	9,869	599,540	3,172	2,465,070	13,040	59.00	6.00									
10/22/2021	2,148,420	95,860	2,244,280	11,872	573,410	3,033	2,817,690	14,906	52.50	12.50									
10/23/2021	2,309,320	68,420	2,377,740	12,578	486,390	2,573	2,864,130	15,151	50.96	14.04									
10/24/2021	2,408,630	95,990	2,504,620	13,249	438,950	2,322	2,943,570	15,571	54.08	10.92									
10/25/2021	2,541,510	125,260	2,666,770	14,107	613,920	3,248	3,280,690	17,355	53.29	11.71									
10/26/2021	2,648,580	125,900	2,774,480	14,677	658,190	3,482	3,432,670	18,159	50.83	14.17									
10/27/2021	2,693,960	128,280	2,822,240	14,930	659,110	3,487	3,481,350	18,416	49.58	15.42									
10/28/2021	2,148,180	125,540	2,273,720	12,028	609,290	3,223	2,883,010	15,251	53.58	11.42									
10/29/2021	3,131,910	103,300	3,235,210	17,114	634,190	3,355	3,869,400	20,469	47.38	17.62									
10/30/2021	3,779,580	73,700	3,853,280	20,384	532,060	2,815	4,385,340	23,198	45.04	19.96									
10/31/2021	3,316,180	99,370	3,415,550	18,068	482,680	2,553	3,898,230	20,622	49.67	15.33									
10/1/2022	1,022,860	48,870	1,071,730	5,669	511,830	2,708	1,583,560	8,377	64.92	0.08									
10/2/2022	912,320	69,070	981,390	5,192	476,230	2,519	1,457,620	7,711	66.79	0.00									
10/3/2022	935,490	98,430	1,033,920	5,469	551,780	2,919	1,585,700	8,388	64.00	1.29									
10/4/2022	1,097,680	98,560	1,196,240	6,328	523,200	2,768	1,719,440	9,096	56.71	8.29									
10/5/2022	1,244,420	99,820	1,344,240	7,111	530,020	2,804	1,874,260	9,915	57.71	7.29									
10/6/2022	1,110,240	98,050	1,208,290	6,392	561,000	2,968	1,769,290	9,360	61.54	3.46									
10/7/2022	1,012,740	76,510	1,089,250	5,762	532,760	2,818	1,622,010	8,580	63.63	1.37									
10/8/2022	1,019,210	50,910	1,070,120	5,661	467,980	2,476	1,538,100	8,137	63.29	1.71									
10/9/2022	1,053,680	72,830	1,126,510	5,959	456,860	2,417	1,583,370	8,376	62.38	2.62									
10/10/2022	1,134,010	99,650	1,233,660	6,526	538,520	2,849	1,772,180	9,375	59.96	5.04									
10/11/2022	1,344,430	102,160	1,446,590	7,652	573,310	3,033	2,019,900	10,685	56.92	8.08									
10/12/2022	1,433,540	103,020	1,536,560	8,128	560,040	2,963	2,096,600	11,091	58.17	6.83									
10/13/2022	1,411,340	102,090	1,513,430	8,006	492,990	2,608	2,006,420	10,614	59.67	5.33									
10/14/2022	1,358,520	81,610	1,440,130	7,618	486,910	2,576	1,927,040	10,194	59.92	5.08									
10/15/2022	1,189,780	54,160	1,243,940	6,580	406,510	2,150	1,650,450	8,731	64.75	0.25									
10/16/2022	1,030,540	76,770	1,107,310	5,858	383,640	2,029	1,490,950	7,887	68.17	0.00									
10/17/2022	1,295,740	102,550	1,398,290	7,397	471,180	2,493	1,869,470	9,889	58.54	6.46									
10/18/2022	1,541,330	105,100	1,646,430	8,710	535,790	2,834	2,182,220	11,544	56.92	8.08									
10/19/2022	1,747,480	107,910	1,855,390	9,815	487,450	2,579	2,342,840	12,394	56.13	8.87									
10/20/2022	1,807,960	106,560	1,914,520	10,128	488,120	2,582	2,402,640	12,710	54.92	10.08									
10/21/2022	2,429,590	84,520	2,514,110	13,300	489,290	2,588	3,003,400	15,888	49.33	15.67									
10/22/2022	2,718,110	57,940	2,776,050	14,685	438,180	2,318	3,214,230	17,003	46.71	18.29									
10/23/2022	2,675,700	79,550	2,755,250	14,575	439,460	2,325	3,194,710	16,900	48.04	16.96									
10/24/2022	2,755,240	105,660	2,860,900	15,134	486,100	2,571	3,347,000	17,706	49.83	15.17									
10/25/2022	3,192,910	107,070	3,299,980	17,457	494,670	2,617	3,794,650	20,074	47.71	17.29									

Date	Firm Sales Volumes (Therms)	Interruptible Sales Volumes (Therms)	Total Sales Volumes (Therms)	Total Sales Emissions (mtCO ₂ e)	Transportation Volumes (Therms)	Transportation Emissions (mtCO ₂ e)	Total Volumes (Therms)	Total Emissions (mtCO ₂ e)	Average Daily Temp. (°F)	HDD65
10/26/2022	2,934,350	111,660	3,046,010	16,113	491,720	2,601	3,537,730	18,715	47.42	17.58
10/27/2022	2,258,480	109,520	2,368,000	12,527	496,660	2,627	2,864,660	15,154	54.96	10.04
10/28/2022	2,390,560	86,400	2,476,960	13,103	474,620	2,511	2,951,580	15,614	51.96	13.04
10/29/2022	2,375,900	59,970	2,435,870	12,886	446,930	2,364	2,882,800	15,250	49.88	15.12
10/30/2022	2,349,720	83,640	2,433,360	12,872	444,630	2,352	2,877,990	15,225	52.96	12.04
10/31/2022	2,724,170	107,060	2,831,230	14,977	534,930	2,830	3,366,160	17,807	50.83	14.17
10/1/2023	1,921,160	66,250	1,987,410	10,513	438,600	2,320	2,426,010	12,834	54.08	10.92
10/2/2023	1,977,680	90,080	2,067,760	10,938	550,630	2,807	2,598,390	13,745	53.92	11.08
10/3/2023	1,564,300	93,530	1,657,830	8,770	561,200	2,969	2,219,030	11,739	56.54	8.46
10/4/2023	1,317,720	93,180	1,410,900	7,464	533,060	2,820	1,943,960	10,284	59.00	6.00
10/5/2023	1,289,700	93,120	1,382,820	7,315	551,700	2,918	1,934,520	10,234	59.21	5.79
10/6/2023	1,209,990	71,730	1,281,720	6,780	538,750	2,850	1,820,470	9,630	61.58	3.42
10/7/2023	1,036,450	46,590	1,083,040	5,729	471,140	2,492	1,554,180	8,222	64.21	0.79
10/8/2023	1,032,580	68,070	1,100,650	5,822	453,070	2,397	1,553,720	8,219	60.50	4.50
10/9/2023	1,300,920	93,770	1,394,690	7,378	564,010	2,984	1,958,700	10,362	58.79	6.21
10/10/2023	1,778,700	95,080	1,873,780	9,912	553,530	2,928	2,427,310	12,840	54.75	10.25
10/11/2023	1,852,130	96,780	1,948,910	10,310	506,520	2,679	2,455,430	12,989	54.04	10.96
10/12/2023	1,688,950	96,380	1,785,330	9,444	503,970	2,666	2,289,300	12,110	56.54	8.46
10/13/2023	1,432,910	75,480	1,508,390	7,979	483,210	2,556	1,991,600	10,536	61.67	3.33
10/14/2023	1,494,660	51,550	1,546,210	8,179	411,260	2,176	1,957,470	10,355	57.38	7.62
10/15/2023	1,719,530	71,080	1,790,610	9,472	413,820	2,189	2,204,430	11,661	58.33	6.67
10/16/2023	1,945,600	97,180	2,042,780	10,806	510,360	2,700	2,553,140	13,506	55.38	9.62
10/17/2023	2,060,630	97,470	2,158,100	11,416	539,070	2,852	2,697,170	14,268	54.08	10.92
10/18/2023	1,638,920	99,760	1,738,680	9,198	543,030	2,873	2,281,710	12,070	59.96	5.04
10/19/2023	1,464,870	101,100	1,565,970	8,284	503,160	2,662	2,069,130	10,946	60.79	4.21
10/20/2023	1,581,400	79,940	1,661,340	8,788	527,180	2,789	2,188,520	11,577	57.04	7.96
10/21/2023	1,959,300	54,050	2,013,350	10,651	468,160	2,477	2,481,510	13,127	54.67	10.33
10/22/2023	2,218,510	74,990	2,293,500	12,133	475,970	2,518	2,769,470	14,650	52.58	12.42
10/23/2023	2,717,540	100,510	2,818,050	14,907	554,400	2,933	3,372,450	17,840	50.83	14.17
10/24/2023	3,290,220	100,410	3,390,630	17,936	547,460	2,896	3,938,090	20,832	47.29	17.71
10/25/2023	3,626,820	101,060	3,727,880	19,720	601,340	3,181	4,329,220	22,902	45.08	19.92
10/26/2023	3,927,820	104,420	4,032,240	21,331	616,180	3,260	4,648,420	24,590	44.17	20.83
10/27/2023	4,450,260	82,450	4,532,710	23,978	629,080	3,328	5,161,790	27,306	42.17	22.83
10/28/2023	4,455,080	55,720	4,510,800	23,862	569,590	3,013	5,080,390	26,875	42.13	22.87
10/29/2023	4,000,660	76,590	4,077,250	21,569	561,870	2,972	4,639,120	24,541	43.46	21.54
10/30/2023	3,789,540	103,740	3,893,280	20,595	643,780	3,406	4,537,060	24,001	45.21	19.79
10/31/2023	3,710,830	101,410	3,812,240	20,167	640,710	3,389	4,452,950	23,556	43.96	21.04

	Firm Sales Volumes (Therms)	Interruptible Sales Volumes (Therms)	Total Sales Volumes (Therms)	Total Sales Emissions (mtCO ₂ e)	Transportation Volumes (Therms)	Transportation Emissions (mtCO ₂ e)	Total Volumes (Therms)	Total Emissions (mtCO ₂ e)	Average Daily Temp. (°F)	HDD65
Max	4,621,790	274,900	4,770,370	25,235	758,680	4,013	5,519,110	29,196	68.17	23.75
Std. Dev. +3	3,992,601	292,257	4,163,172	22,023	828,786	4,384	4,846,089	25,636	66.86	25.56
Std. Dev. +2	3,329,654	241,155	3,489,685	18,460	747,211	3,953	4,139,650	21,899	62.27	21.01
Std. Dev. +1	2,666,707	190,052	2,816,198	14,898	665,637	3,521	3,433,212	18,162	57.69	16.45
Mean	2,003,760	138,950	2,142,710	11,335	584,032	3,090	2,726,773	14,425	53.11	11.90
Std. Dev. -1	1,340,813	87,847	1,469,223	7,772	502,488	2,658	2,020,334	10,688	48.53	7.34

Date	Firm Sales Volumes (Therms)	Interruptible Sales Volumes (Therms)	Total Sales Volumes (Therms)	Total Sales Emissions (mtCO ₂ e)	Transportation Volumes (Therms)	Transportation Emissions (mtCO ₂ e)	Total Volumes (Therms)	Total Emissions (mtCO ₂ e)	Average Daily Temp. (°F)	HDD65
Std. Dev. -2	677,867	36,745	795,735	4,209	420,914	2,227	1,313,895	6,951	43.95	2.79
Std. Dev. -3	14,920	-14,357	122,248	647	339,339	1,795	607,456	3,213	39.36	-1.76
Min	837,400	31,360	945,390	5,001	280,680	1,485	1,437,990	7,607	41.25	0.00
Std. Dev.	662,947	51,102	673,487	3,563	81,574	432	706,439	3,737	4.58	4.55

November Data
Calendar Years 2007 – 2023

Date	Firm Sales Volumes (Therms)		Interruptible Sales Volumes (Therms)		Total Sales Volumes (Therms)		Total Sales Emissions (mtCO ₂ e)		Transportation Volumes (Therms)		Transportation Emissions (mtCO ₂ e)		Total Volumes (Therms)		Total Emissions (mtCO ₂ e)		Average Daily Temp. (°F)		HDD65
	Sales Volumes (Therms)	Interruptible Sales Volumes (Therms)	Total Sales Volumes (Therms)	Total Sales Emissions (mtCO ₂ e)	Transportation Volumes (Therms)	Transportation Emissions (mtCO ₂ e)	Total Volumes (Therms)	Total Emissions (mtCO ₂ e)	Average Daily Temp. (°F)	HDD65									
11/1/2007	3,133,900	284,280	3,418,180	18,082	626,360	3,313	4,044,540	21,396	45.75	19.25									
11/2/2007	3,151,390	226,270	3,377,660	17,868	637,700	3,373	4,015,360	21,241	42.13	22.87									
11/3/2007	2,057,030	105,220	2,162,250	11,438	499,720	2,644	2,661,970	14,082	51.96	13.04									
11/4/2007	2,366,970	194,100	2,561,070	13,548	545,730	2,887	3,106,800	16,435	49.50	15.50									
11/5/2007	2,844,200	247,530	3,091,730	16,355	663,130	3,508	3,754,860	19,863	45.75	19.25									
11/6/2007	2,668,510	220,230	2,888,740	15,281	561,600	2,971	3,450,340	18,252	45.58	19.42									
11/7/2007	2,203,560	186,590	2,390,150	12,644	569,210	3,011	2,959,360	15,655	50.50	14.50									
11/8/2007	2,011,880	179,010	2,190,890	11,590	567,150	3,000	2,758,040	14,590	51.33	13.67									
11/9/2007	1,998,150	162,950	2,161,100	11,432	533,350	2,821	2,694,450	14,254	51.58	13.42									
11/10/2007	2,474,490	153,060	2,627,550	13,900	488,650	2,585	3,116,200	16,485	48.63	16.37									
11/11/2007	2,798,060	183,170	2,981,230	15,771	515,730	2,728	3,496,960	18,499	47.50	17.50									
11/12/2007	3,210,760	248,450	3,459,210	18,299	618,940	3,274	4,078,150	21,573	46.88	18.12									
11/13/2007	3,408,800	281,830	3,690,630	19,523	654,560	3,463	4,345,190	22,986	43.79	21.21									
11/14/2007	3,210,750	237,990	3,448,740	18,244	620,240	3,281	4,068,980	21,525	44.46	20.54									
11/15/2007	2,344,560	199,550	2,544,110	13,458	611,060	3,233	3,155,170	16,691	51.33	13.67									
11/16/2007	2,346,540	190,730	2,537,270	13,422	579,200	3,064	3,116,470	16,486	50.21	14.79									
11/17/2007	2,816,550	160,850	2,977,400	15,750	510,420	2,700	3,487,820	18,451	47.29	17.71									
11/18/2007	3,390,370	229,840	3,620,210	19,151	569,190	3,011	4,189,400	22,162	43.04	21.96									
11/19/2007	3,672,600	283,380	3,955,980	20,927	730,100	3,862	4,686,080	24,789	41.29	23.71									
11/20/2007	3,834,080	299,220	4,133,300	21,865	675,100	3,571	4,808,400	25,436	41.08	23.92									
11/21/2007	4,193,290	271,990	4,465,280	23,621	597,930	3,163	5,063,210	26,784	38.88	26.12									
11/22/2007	4,209,120	215,950	4,425,070	23,409	405,960	2,148	4,831,030	25,556	37.79	27.75									
11/23/2007	4,428,050	223,490	4,651,540	24,607	475,100	2,513	5,126,640	27,120	37.25	27.21									
11/24/2007	3,994,470	195,370	4,189,840	22,164	473,460	2,505	4,663,300	24,669	38.46	26.54									
11/25/2007	4,112,220	270,170	4,382,390	23,183	528,130	2,794	4,910,520	25,977	39.04	25.96									
11/26/2007	4,504,100	308,740	4,812,840	25,460	747,060	3,952	5,559,900	29,412	37.50	27.50									
11/27/2007	3,735,080	273,340	4,008,420	21,205	677,550	3,584	4,685,970	24,789	40.79	24.21									
11/28/2007	4,090,940	298,130	4,389,070	23,218	736,700	3,897	5,125,770	27,115	39.33	25.67									
11/29/2007	4,252,940	304,430	4,557,370	24,108	700,330	3,705	5,257,700	27,813	39.25	25.75									
11/30/2007	4,464,590	273,270	4,737,860	25,063	689,360	3,647	5,427,220	28,710	37.17	27.83									
11/1/2008	1,831,180	122,530	1,953,710	10,335	452,770	2,395	2,406,480	12,730	56.67	8.33									
11/2/2008	2,086,590	175,860	2,262,450	11,968	480,720	2,543	2,743,170	14,511	51.83	13.17									
11/3/2008	2,381,790	233,920	2,615,710	13,837	596,030	3,153	3,211,740	16,990	48.58	16.42									
11/4/2008	2,993,370	257,800	3,251,170	17,199	622,220	3,292	3,873,390	20,490	44.96	20.04									
11/5/2008	2,775,640	231,700	3,007,340	15,909	593,900	3,142	3,601,240	19,051	45.71	19.29									
11/6/2008	2,122,310	166,780	2,289,090	12,109	499,780	2,644	2,788,870	14,753	52.25	12.75									
11/7/2008	1,531,570	123,510	1,655,080	8,755	509,910	2,697	2,164,990	11,453	58.00	7.00									
11/8/2008	1,647,610	114,140	1,761,750	9,320	441,930	2,338	2,203,680	11,657	56.13	8.87									
11/9/2008	1,998,320	180,190	2,178,510	11,524	429,430	2,272	2,607,940	13,796	51.54	13.46									
11/10/2008	2,253,820	214,530	2,468,350	13,058	596,960	3,158	3,065,310	16,215	49.92	15.08									
11/11/2008	2,293,350	179,250	2,472,600	13,080	523,540	2,770	2,996,140	15,850	50.04	14.96									
11/12/2008	2,025,820	179,180	2,205,000	11,664	543,560	2,875	2,748,560	14,540	54.29	10.71									
11/13/2008	2,809,120	250,170	3,059,290	16,184	549,960	2,909	3,609,250	19,093	47.83	17.17									
11/14/2008	2,652,570	195,090	2,847,660	15,064	526,960	2,788	3,374,620	17,852	46.96	18.04									
11/15/2008	2,289,340	146,760	2,436,100	12,887	458,710	2,427	2,894,810	15,314	49.88	15.12									
11/16/2008	2,418,220	202,740	2,620,960	13,865	468,310	2,477	3,089,270	16,342	47.58	17.42									
11/17/2008	2,276,820	202,110	2,478,930	13,114	480,430	2,541	2,959,360	15,655	49.46	15.54									
11/18/2008	2,861,940	244,430	3,106,370	16,433	607,300	3,213	3,713,670	19,645	48.21	16.79									
11/19/2008	2,924,400	244,770	3,169,170	16,765	577,670	3,056	3,746,840	19,821	48.96	16.04									

Date	Firm Sales Volumes (Therms)	Interruptible Sales Volumes (Therms)	Total Sales Volumes (Therms)	Total Sales Emissions (mtCO ₂ e)	Transportation Volumes (Therms)	Transportation Emissions (mtCO ₂ e)	Total Volumes (Therms)	Total Emissions (mtCO ₂ e)	Average Daily Temp. (°F)	HDD65
11/20/2008	3,137,220	249,200	3,386,420	17,914	546,080	2,889	3,932,500	20,803	48.08	16.92
11/21/2008	3,005,670	215,540	3,221,210	17,040	579,380	3,065	3,800,590	20,105	46.33	18.67
11/22/2008	3,196,260	180,260	3,376,520	17,862	531,640	2,815	3,908,160	20,674	44.67	20.33
11/23/2008	3,463,100	254,110	3,717,210	19,664	532,110	2,815	4,249,320	22,479	44.58	20.42
11/24/2008	3,447,320	285,080	3,732,400	19,744	658,280	3,482	4,390,680	23,227	43.58	21.42
11/25/2008	3,493,420	274,050	3,767,470	19,930	610,480	3,229	4,377,950	23,159	44.50	20.50
11/26/2008	3,653,910	264,480	3,918,390	20,728	575,260	3,043	4,493,650	23,771	41.79	23.21
11/27/2008	3,144,000	159,420	3,303,420	17,475	426,760	2,258	3,730,180	19,733	41.58	23.42
11/28/2008	2,630,780	127,770	2,758,550	14,593	383,570	2,029	3,142,120	16,622	48.25	16.75
11/29/2008	1,946,030	108,500	2,054,530	10,868	371,630	1,966	2,426,160	12,834	53.33	11.67
11/30/2008	1,886,960	160,500	2,047,460	10,831	511,180	2,704	2,558,640	13,535	52.75	12.25
11/1/2009	2,650,860	220,670	2,871,530	15,190	447,370	2,367	3,318,900	17,557	47.38	17.62
11/2/2009	2,591,080	237,780	2,828,860	14,965	631,140	3,339	3,460,000	18,303	46.83	18.17
11/3/2009	2,701,210	246,880	2,948,090	15,595	687,700	3,638	3,635,790	19,233	46.58	18.42
11/4/2009	2,320,730	201,280	2,522,010	13,341	632,220	3,344	3,154,230	16,686	49.17	15.83
11/5/2009	2,220,140	187,460	2,407,600	12,736	547,600	2,897	2,955,200	15,633	53.46	11.54
11/6/2009	2,802,660	202,440	3,005,100	15,897	505,100	2,672	3,510,200	18,569	46.42	18.58
11/7/2009	3,199,870	161,750	3,361,620	17,783	448,470	2,372	3,810,090	20,155	44.38	20.62
11/8/2009	2,853,330	179,090	3,032,420	16,042	457,280	2,419	3,489,700	18,461	46.04	18.96
11/9/2009	2,756,620	230,510	2,987,130	15,802	638,580	3,378	3,625,710	19,180	49.21	15.79
11/10/2009	2,964,050	237,190	3,201,240	16,935	667,000	3,528	3,868,240	20,463	46.21	18.79
11/11/2009	3,020,070	262,880	3,282,950	17,367	685,540	3,627	3,968,490	20,993	44.75	20.25
11/12/2009	3,182,170	256,480	3,438,650	18,190	654,570	3,463	4,093,220	21,653	42.63	22.37
11/13/2009	3,698,970	245,590	3,944,560	20,867	679,010	3,592	4,623,570	24,459	41.96	23.04
11/14/2009	3,711,850	179,070	3,890,920	20,583	599,130	3,169	4,490,050	23,752	39.21	25.79
11/15/2009	2,864,970	160,350	3,025,320	16,004	611,570	3,235	3,636,890	19,239	46.08	18.92
11/16/2009	2,447,300	202,980	2,650,280	14,020	715,180	3,783	3,365,460	17,803	53.04	11.96
11/17/2009	3,273,860	272,780	3,546,640	18,762	769,100	4,069	4,315,740	22,830	44.46	20.54
11/18/2009	3,371,990	251,240	3,623,230	19,167	771,950	4,084	4,395,180	23,251	44.21	20.79
11/19/2009	2,703,940	201,820	2,905,760	15,371	689,050	3,645	3,594,810	19,017	50.42	14.58
11/20/2009	3,107,770	209,610	3,317,380	17,549	620,390	3,282	3,937,770	20,831	47.67	17.33
11/21/2009	3,405,950	171,260	3,577,210	18,923	564,360	2,985	4,141,570	21,909	42.63	22.37
11/22/2009	3,395,740	207,530	3,603,270	19,061	532,410	2,816	4,135,680	21,878	44.42	20.58
11/23/2009	3,036,150	230,850	3,267,000	17,282	681,930	3,607	3,948,930	20,890	46.08	18.92
11/24/2009	2,619,210	214,980	2,834,190	14,993	578,670	3,061	3,412,860	18,054	47.50	17.50
11/25/2009	2,382,630	173,720	2,556,350	13,523	485,330	2,567	3,041,680	16,090	48.79	16.21
11/26/2009	2,605,140	141,880	2,747,020	14,532	364,150	1,926	3,111,170	16,458	47.25	17.75
11/27/2009	3,216,440	167,670	3,384,110	17,902	448,220	2,371	3,832,330	20,273	43.38	21.62
11/28/2009	2,986,390	134,040	3,120,430	16,507	478,760	2,533	3,599,190	19,040	46.50	18.50
11/29/2009	2,505,710	170,580	2,676,290	14,158	524,650	2,775	3,200,940	16,933	49.58	15.42
11/30/2009	2,922,420	253,930	3,176,350	16,803	613,480	3,245	3,789,830	20,048	47.42	17.58
11/1/2010	2,019,900	192,670	2,212,570	11,704	522,520	2,764	2,735,090	14,469	53.42	11.58
11/2/2010	1,784,970	185,580	1,970,550	10,424	582,460	3,081	2,553,010	13,505	54.83	10.17
11/3/2010	1,656,780	190,400	1,847,180	9,772	584,580	3,092	2,431,760	12,864	58.54	6.46
11/4/2010	1,519,770	175,830	1,695,600	8,970	561,290	2,969	2,256,890	11,939	56.79	8.21
11/5/2010	1,939,080	179,150	2,118,230	11,205	550,960	2,915	2,669,190	14,120	51.13	13.87
11/6/2010	2,029,360	128,270	2,157,630	11,414	471,220	2,493	2,628,850	13,907	50.79	14.21
11/7/2010	2,320,190	183,770	2,503,960	13,246	470,750	2,490	2,974,710	15,736	49.29	15.71
11/8/2010	2,871,880	262,770	3,134,650	16,582	653,780	3,458	3,788,430	20,041	45.08	19.92

Date	Firm Sales Volumes (Therms)		Interruptible Sales Volumes (Therms)		Total Sales Volumes (Therms)		Total Sales Emissions (mtCO ₂ e)		Transportation Volumes (Therms)		Transportation Emissions (mtCO ₂ e)		Total Volumes (Therms)		Total Emissions (mtCO ₂ e)		Average Daily Temp. (°F)		HDD65
	Sales Volumes (Therms)	Interruptible Sales Volumes (Therms)	Total Sales Volumes (Therms)	Total Sales Emissions (mtCO ₂ e)	Transportation Volumes (Therms)	Transportation Emissions (mtCO ₂ e)	Total Volumes (Therms)	Total Emissions (mtCO ₂ e)	Transportation Volumes (Therms)	Transportation Emissions (mtCO ₂ e)	Total Volumes (Therms)	Total Emissions (mtCO ₂ e)	Average Daily Temp. (°F)	HDD65					
11/9/2010	3,207,990	261,870	3,469,860	18,356	601,410	3,181	4,071,270	21,537	43.46	21.54									
11/10/2010	3,123,040	259,800	3,384,840	17,906	599,940	3,174	3,984,780	21,079	44.54	20.46									
11/11/2010	3,141,490	256,450	3,397,940	17,975	575,850	3,046	3,973,790	21,021	43.83	21.17									
11/12/2010	2,791,120	212,370	3,003,490	15,888	537,690	2,844	3,541,180	18,733	44.46	20.54									
11/13/2010	2,754,190	146,140	2,900,330	15,343	474,330	2,509	3,374,660	17,852	45.17	19.83									
11/14/2010	2,215,280	153,870	2,369,150	12,533	451,310	2,387	2,820,460	14,920	49.67	15.33									
11/15/2010	2,313,910	209,960	2,523,870	13,351	556,260	2,943	3,080,130	16,294	51.58	13.42									
11/16/2010	2,687,620	219,240	2,906,860	15,377	622,190	3,291	3,529,050	18,669	48.88	16.12									
11/17/2010	3,409,260	268,020	3,677,280	19,453	615,500	3,256	4,292,780	22,709	44.42	20.58									
11/18/2010	3,727,930	287,830	4,015,760	21,243	648,320	3,430	4,664,080	24,673	40.29	24.71									
11/19/2010	3,436,780	223,500	3,660,280	19,363	597,220	3,159	4,257,500	22,522	42.71	22.29									
11/20/2010	4,226,500	206,550	4,433,050	23,451	541,210	2,863	4,974,260	26,314	38.38	26.62									
11/21/2010	4,879,090	292,220	5,171,310	27,356	573,570	3,034	5,744,880	30,390	34.08	30.92									
11/22/2010	6,252,390	377,110	6,629,500	35,070	722,350	3,821	7,351,850	38,891	27.29	37.71									
11/23/2010	7,089,920	415,450	7,505,370	39,703	716,020	3,788	8,221,390	43,491	20.88	44.12									
11/24/2010	6,363,810	327,450	6,691,260	35,397	650,150	3,439	7,341,410	38,836	23.29	41.71									
11/25/2010	4,695,140	208,250	4,903,390	25,939	492,340	2,604	5,395,730	28,543	33.79	31.21									
11/26/2010	3,822,810	176,390	3,999,200	21,156	508,810	2,692	4,508,010	23,847	42.83	22.17									
11/27/2010	4,109,170	201,200	4,310,370	22,802	491,730	2,601	4,802,100	23,403	37.46	27.54									
11/28/2010	4,225,480	258,520	4,484,000	23,720	527,870	2,792	5,011,870	26,513	37.92	27.08									
11/29/2010	4,084,600	294,770	4,379,370	23,167	656,680	3,474	5,036,050	26,641	39.63	25.37									
11/30/2010	3,550,770	254,780	3,805,550	20,131	586,550	3,103	4,392,100	23,234	43.29	21.71									
11/1/2011	3,271,890	284,810	3,556,700	18,815	727,860	3,850	4,284,560	22,665	44.13	20.87									
11/2/2011	3,158,200	245,800	3,404,000	18,007	705,140	3,730	4,109,140	21,737	43.33	21.67									
11/3/2011	3,121,120	269,280	3,390,400	17,935	665,500	3,520	4,055,900	21,456	44.75	20.25									
11/4/2011	3,690,990	241,730	3,932,720	20,804	702,170	3,714	4,634,890	24,519	40.79	24.21									
11/5/2011	3,695,660	195,660	3,891,320	20,585	623,510	3,298	4,514,830	23,883	41.67	23.33									
11/6/2011	3,755,330	240,110	3,995,440	21,136	587,950	3,110	4,583,390	24,246	40.58	24.42									
11/7/2011	3,256,840	240,080	3,496,920	18,499	672,070	3,555	4,168,990	22,054	44.58	20.42									
11/8/2011	2,592,990	211,100	2,804,090	14,834	692,170	3,662	3,496,260	18,495	47.88	17.12									
11/9/2011	2,483,540	219,800	2,703,340	14,301	720,570	3,812	3,423,910	18,112	52.75	12.25									
11/10/2011	2,805,760	245,660	3,051,420	16,142	748,880	3,962	3,800,300	20,104	49.33	15.67									
11/11/2011	3,712,430	223,450	3,734,880	19,758	732,340	3,874	4,467,220	23,632	44.25	20.75									
11/12/2011	3,606,250	168,170	3,774,420	19,967	573,360	3,033	4,347,780	23,000	41.50	23.50									
11/13/2011	3,113,770	191,630	3,305,400	17,486	544,410	2,880	3,849,810	20,365	46.38	18.62									
11/14/2011	3,810,300	297,080	4,107,380	21,728	717,510	3,796	4,824,890	25,524	42.75	22.25									
11/15/2011	4,136,390	307,280	4,443,670	23,507	769,550	4,071	5,213,220	27,578	39.38	25.62									
11/16/2011	3,847,890	266,100	4,113,990	21,763	730,830	3,866	4,844,820	25,629	42.50	22.50									
11/17/2011	4,028,060	291,390	4,319,450	22,850	780,630	4,130	5,100,080	26,979	40.33	24.67									
11/18/2011	4,307,180	270,790	4,577,970	24,217	781,010	4,132	5,358,980	28,349	36.71	28.29									
11/19/2011	4,712,280	226,140	4,938,420	26,124	688,940	3,644	5,627,360	29,769	35.50	29.50									
11/20/2011	4,650,210	273,400	4,923,610	26,046	655,020	3,465	5,578,630	29,511	33.21	31.79									
11/21/2011	3,588,580	238,860	3,827,440	20,247	726,540	3,843	4,553,980	24,091	43.79	21.21									
11/22/2011	3,205,310	228,000	3,433,310	18,162	707,860	3,745	4,141,170	21,907	46.38	18.62									
11/23/2011	3,405,940	234,050	3,639,990	19,256	641,680	3,394	4,281,670	22,650	46.00	19.00									
11/24/2011	3,804,280	202,110	4,006,390	21,194	482,080	2,550	4,488,470	23,744	41.33	23.67									
11/25/2011	3,553,270	225,820	3,779,090	19,991	526,600	2,786	4,305,690	22,777	41.96	23.04									
11/26/2011	2,900,930	143,180	3,044,110	16,103	519,520	2,748	3,563,630	18,852	46.00	19.00									
11/27/2011	3,077,250	207,660	3,284,910	17,377	567,840	3,004	3,852,750	20,381	48.33	16.67									

Date	Firm Sales Volumes (Therms)	Interruptible Sales Volumes (Therms)	Total Sales Volumes (Therms)	Total Sales Emissions (mtCO ₂ e)	Transportation Volumes (Therms)	Transportation Emissions (mtCO ₂ e)	Total Volumes (Therms)	Total Emissions (mtCO ₂ e)	Average Daily Temp. (°F)	HDD65
11/28/2011	3,830,470	302,080	4,132,550	21,861	745,540	3,944	4,878,090	25,805	42.17	22.83
11/29/2011	3,944,500	272,290	4,216,790	22,307	755,680	3,998	4,972,470	26,304	39.75	25.25
11/30/2011	4,013,460	281,950	4,295,410	22,723	734,110	3,883	5,029,520	26,606	42.75	22.25
11/1/2012	1,858,600	173,140	2,031,740	10,748	608,110	3,217	2,639,840	13,965	54.29	10.71
11/2/2012	1,824,780	148,180	1,972,960	10,437	592,200	3,133	2,565,160	13,570	54.42	10.58
11/3/2012	1,757,500	104,880	1,862,380	9,852	542,090	2,868	2,404,470	12,720	55.33	9.67
11/4/2012	1,500,930	120,600	1,621,530	8,578	526,540	2,785	2,148,070	11,363	58.96	6.04
11/5/2012	2,041,400	208,450	2,249,850	11,902	688,910	3,644	2,938,760	15,546	53.17	11.83
11/6/2012	2,367,480	202,200	2,569,680	13,594	681,940	3,607	3,251,620	17,201	49.92	15.08
11/7/2012	2,955,710	255,820	3,211,530	16,989	694,820	3,676	3,906,350	20,665	47.79	17.21
11/8/2012	3,668,510	284,260	3,952,770	20,910	727,840	3,850	4,680,610	24,760	42.08	22.92
11/9/2012	4,003,260	259,460	4,262,720	22,550	710,790	3,760	4,973,510	26,310	40.17	24.83
11/10/2012	4,272,670	208,240	4,480,910	23,704	645,300	3,414	5,126,210	27,118	37.58	27.42
11/11/2012	3,640,790	215,410	3,856,200	20,399	605,920	3,205	4,462,120	23,605	40.96	24.04
11/12/2012	2,780,130	217,040	2,997,170	15,855	670,160	3,545	3,667,330	19,400	48.33	16.67
11/13/2012	2,583,460	213,790	2,797,250	14,797	642,620	3,399	3,439,870	18,197	48.79	16.21
11/14/2012	2,979,010	251,160	3,230,170	17,088	727,870	3,850	3,958,040	20,938	47.25	17.75
11/15/2012	3,505,170	274,520	3,779,690	19,995	774,400	4,097	4,554,090	24,091	42.25	22.75
11/16/2012	3,272,180	209,660	3,481,840	18,419	704,130	3,725	4,185,970	22,144	43.00	22.00
11/17/2012	3,076,500	151,120	3,227,620	17,074	546,390	2,890	3,774,010	19,965	47.17	17.83
11/18/2012	3,102,860	187,390	3,290,250	17,405	557,940	2,952	3,848,190	20,357	46.75	18.25
11/19/2012	2,747,030	213,540	2,960,570	15,661	613,020	3,243	3,573,590	18,904	51.00	14.00
11/20/2012	3,082,500	242,220	3,324,720	17,588	652,680	3,453	3,977,400	21,040	47.79	17.21
11/21/2012	3,616,680	241,600	3,858,280	20,410	670,250	3,546	4,528,530	23,956	43.50	21.50
11/22/2012	3,269,480	162,330	3,431,810	18,154	488,860	2,586	3,920,670	20,740	42.67	22.33
11/23/2012	2,875,930	194,430	3,070,360	16,242	482,980	2,555	3,553,340	18,797	46.21	18.79
11/24/2012	3,206,340	173,770	3,380,110	17,881	492,170	2,604	3,872,280	20,484	44.42	20.58
11/25/2012	3,991,690	257,220	4,248,910	22,477	571,580	3,024	4,820,490	25,500	40.21	24.79
11/26/2012	4,209,450	312,000	4,521,450	23,918	659,800	3,490	5,181,250	27,409	40.58	24.42
11/27/2012	3,836,280	284,180	4,120,460	21,797	649,540	3,436	4,770,000	25,233	41.54	23.46
11/28/2012	3,577,010	252,580	3,829,590	20,259	650,440	3,441	4,480,030	23,699	43.54	21.46
11/29/2012	2,840,340	209,850	3,050,190	16,136	573,650	3,035	3,623,840	19,170	50.42	14.58
11/30/2012	2,568,400	177,110	2,745,510	14,524	538,930	2,851	3,284,440	17,375	50.42	14.58
11/1/2013	1,767,820	149,020	1,916,840	10,140	534,650	2,828	2,451,490	12,968	57.29	7.71
11/2/2013	2,890,450	171,470	3,061,920	16,198	511,520	2,706	3,573,440	18,903	52.67	12.33
11/3/2013	3,151,810	237,010	3,388,820	17,927	501,130	2,651	3,889,950	20,578	47.54	17.46
11/4/2013	3,125,190	254,200	3,379,390	17,877	614,030	3,248	3,993,420	21,125	46.29	18.71
11/5/2013	2,790,560	223,710	3,014,270	15,945	588,960	3,116	3,603,230	19,061	50.46	14.54
11/6/2013	2,665,840	217,280	2,883,120	15,252	584,550	3,092	3,467,670	18,344	50.21	14.79
11/7/2013	2,820,260	220,220	3,040,480	16,084	571,760	3,025	3,612,240	19,109	51.00	14.00
11/8/2013	2,699,750	196,190	2,895,940	15,320	510,010	2,698	3,405,950	18,017	50.71	14.29
11/9/2013	2,951,320	159,360	3,110,680	16,455	426,710	2,257	3,537,390	18,713	47.46	17.54
11/10/2013	2,767,140	194,280	2,961,420	15,666	489,100	2,587	3,450,520	18,253	49.21	15.79
11/11/2013	2,576,690	219,750	2,796,440	14,793	567,350	3,001	3,363,790	17,794	51.17	13.83
11/12/2013	2,213,450	186,750	2,400,200	12,697	561,510	2,970	2,961,710	15,667	53.79	11.21
11/13/2013	2,250,080	204,880	2,454,960	12,987	615,750	3,257	3,070,710	16,244	53.92	11.08
11/14/2013	2,872,250	240,060	3,112,310	16,464	647,860	3,427	3,760,170	19,891	48.50	16.50
11/15/2013	3,363,140	215,480	3,578,620	18,931	633,900	3,353	4,212,520	22,284	47.17	17.83
11/16/2013	3,381,160	166,100	3,547,260	18,765	536,230	2,837	4,083,490	21,602	46.75	18.25

Date	Firm Sales Volumes (Therms)	Interruptible Sales Volumes (Therms)	Total Sales Volumes (Therms)	Total Sales Emissions (mtCO ₂ e)	Transportation Volumes (Therms)	Transportation Emissions (mtCO ₂ e)	Total Volumes (Therms)	Total Emissions (mtCO ₂ e)	Average Daily Temp. (°F)	HDD65
11/17/2013	2,949,910	180,760	3,130,670	16,561	528,160	2,794	3,658,830	19,355	48.83	16.17
11/18/2013	2,648,090	215,240	2,863,330	15,147	664,880	3,517	3,528,210	18,664	51.67	13.33
11/19/2013	3,698,380	289,900	3,988,280	21,098	702,170	3,714	4,690,450	24,812	46.71	18.29
11/20/2013	4,775,840	339,500	5,115,340	27,060	763,770	4,040	5,879,110	31,100	39.58	25.42
11/21/2013	5,120,130	342,520	5,462,650	28,897	773,340	4,091	6,235,990	32,988	37.42	27.58
11/22/2013	4,803,730	279,300	5,083,030	26,889	727,010	3,846	5,810,040	30,735	39.42	25.58
11/23/2013	4,343,460	206,120	4,549,580	24,067	599,700	3,172	5,149,280	26,240	41.58	23.42
11/24/2013	4,111,730	265,820	4,377,550	23,157	592,310	3,133	4,969,860	26,291	42.17	22.83
11/25/2013	3,995,130	309,430	4,304,560	22,771	749,990	3,967	5,054,550	26,739	43.75	21.25
11/26/2013	3,529,130	263,690	3,792,820	20,064	682,070	3,608	4,474,890	23,672	45.25	19.75
11/27/2013	3,307,340	270,790	3,578,130	18,928	609,840	3,226	4,187,970	22,154	49.29	15.71
11/28/2013	3,434,630	284,630	3,719,260	19,675	440,880	2,332	4,160,140	22,007	43.88	21.12
11/29/2013	3,152,180	203,770	3,355,950	17,753	550,550	2,912	3,906,500	20,665	47.46	17.54
11/30/2013	2,825,950	135,940	2,961,890	15,668	484,010	2,560	3,445,900	18,229	49.67	15.33
11/1/2014	2,468,070	152,260	2,620,330	13,862	578,960	3,063	3,199,290	16,924	49.33	15.67
11/2/2014	2,167,770	114,990	2,282,760	12,076	493,420	2,610	2,776,180	14,686	50.71	14.29
11/3/2014	1,937,400	146,150	2,083,550	11,022	551,030	2,915	2,634,580	13,937	54.29	10.71
11/4/2014	1,875,810	175,800	2,051,610	10,853	582,090	3,079	2,633,700	13,932	54.46	10.54
11/5/2014	1,738,050	173,030	1,911,080	10,110	586,620	3,103	2,497,700	13,213	55.67	9.33
11/6/2014	1,938,210	169,940	2,108,150	11,152	578,350	3,059	2,686,500	14,212	55.29	9.71
11/7/2014	2,447,360	172,050	2,619,410	13,857	619,190	3,276	3,238,600	17,132	49.33	15.67
11/8/2014	2,563,370	150,620	2,713,990	14,357	538,430	2,848	3,252,420	17,205	46.54	18.46
11/9/2014	2,596,450	122,380	2,718,830	14,383	528,410	2,795	3,247,240	17,178	49.17	15.83
11/10/2014	3,223,520	151,020	3,374,540	17,851	684,990	3,624	4,059,530	21,475	46.96	18.04
11/11/2014	4,724,120	182,190	4,906,310	25,954	732,720	3,876	5,639,030	29,830	40.50	24.50
11/12/2014	5,277,020	183,460	5,460,480	28,886	791,970	4,190	6,252,450	33,075	36.58	28.42
11/13/2014	5,243,880	183,330	5,427,210	28,710	783,300	4,144	6,210,510	32,854	38.42	26.58
11/14/2014	5,203,140	181,270	5,384,410	28,484	773,770	4,093	6,158,180	32,577	36.54	28.46
11/15/2014	5,091,200	159,920	5,251,120	27,778	619,850	3,279	5,870,970	31,057	37.29	27.71
11/16/2014	4,875,090	136,540	5,011,630	26,512	594,520	3,145	5,606,150	29,657	38.25	26.75
11/17/2014	4,729,360	160,730	4,890,090	25,869	738,080	3,904	5,628,170	29,773	39.75	25.25
11/18/2014	4,596,860	186,930	4,783,790	25,306	746,690	3,950	5,530,480	29,256	38.04	26.96
11/19/2014	3,615,800	187,440	3,803,240	20,119	700,840	3,707	4,504,080	23,827	44.21	20.79
11/20/2014	2,929,570	193,790	3,123,360	16,523	659,460	3,489	3,782,820	20,011	47.42	17.58
11/21/2014	2,861,700	178,040	3,039,740	16,080	636,640	3,368	3,676,380	19,448	49.21	15.79
11/22/2014	3,143,520	169,470	3,312,990	17,526	565,050	2,989	3,878,040	20,515	46.04	18.96
11/23/2014	3,176,480	140,460	3,316,940	17,547	550,320	2,911	3,867,260	20,458	48.00	17.00
11/24/2014	3,315,710	168,420	3,484,130	18,431	666,860	3,528	4,150,990	21,959	45.33	19.67
11/25/2014	2,379,880	199,340	2,579,220	13,644	575,400	3,044	3,154,620	16,688	52.88	12.12
11/26/2014	1,753,680	197,330	1,951,010	10,321	522,210	2,762	2,473,220	13,083	56.08	8.92
11/27/2014	1,781,380	197,530	1,978,910	10,468	342,110	1,810	2,321,020	12,278	55.17	9.83
11/28/2014	3,398,300	195,210	3,593,510	19,010	553,700	2,929	4,147,210	21,939	45.50	19.50
11/29/2014	6,005,960	169,070	6,175,030	32,666	670,760	3,548	6,845,790	36,214	30.50	34.50
11/30/2014	6,239,180	153,100	6,392,280	33,815	684,630	3,622	7,076,910	37,437	29.29	35.71
11/1/2015	2,324,980	135,570	2,460,550	13,016	490,430	2,594	2,950,980	15,611	51.48	13.52
11/2/2015	2,596,450	167,640	2,764,090	14,622	664,460	3,515	3,428,550	18,137	49.42	15.58
11/3/2015	3,221,010	164,850	3,385,860	17,911	732,270	3,874	4,118,130	21,785	46.17	18.83
11/4/2015	3,009,640	167,780	3,177,420	16,809	712,950	3,772	3,890,370	20,580	44.21	20.79
11/5/2015	2,704,030	166,830	2,870,860	15,187	681,070	3,603	3,551,930	18,790	48.83	16.17

Date	Firm Sales Volumes (Therms)		Interruptible Sales Volumes (Therms)		Total Sales Volumes (Therms)		Total Sales Emissions (mtCO ₂ e)		Transportation Volumes (Therms)		Transportation Emissions (mtCO ₂ e)		Total Volumes (Therms)		Total Emissions (mtCO ₂ e)		Average Daily Temp. (°F)		HDD65
	Sales Volumes (Therms)	Interruptible Sales Volumes (Therms)	Total Sales Volumes (Therms)	Total Sales Emissions (mtCO ₂ e)	Transportation Volumes (Therms)	Transportation Emissions (mtCO ₂ e)	Total Volumes (Therms)	Total Emissions (mtCO ₂ e)	Transportation Volumes (Therms)	Transportation Emissions (mtCO ₂ e)	Total Volumes (Therms)	Total Emissions (mtCO ₂ e)	Average Daily Temp. (°F)	HDD65					
11/6/2015	2,158,090	142,050	2,300,140	12,168	644,560	3,410	2,944,700	15,577	51.96	13.04									
11/7/2015	2,223,460	108,830	2,332,290	12,338	597,100	3,159	2,929,390	15,496	52.17	12.83									
11/8/2015	2,572,450	135,370	2,707,820	14,324	579,070	3,063	3,286,890	17,388	48.75	16.25									
11/9/2015	3,087,640	167,570	3,255,210	17,220	697,520	3,690	3,952,730	20,910	46.79	18.21									
11/10/2015	2,997,920	169,420	3,167,340	16,755	725,930	3,840	3,893,270	20,595	46.21	18.79									
11/11/2015	3,078,680	170,420	3,249,100	17,188	698,920	3,697	3,948,020	20,885	47.38	17.62									
11/12/2015	3,114,530	170,240	3,284,770	17,376	628,190	3,323	3,912,960	20,700	46.29	18.71									
11/13/2015	2,262,340	145,680	2,408,020	12,738	612,890	3,242	3,020,910	15,981	53.96	11.04									
11/14/2015	3,190,820	117,780	3,308,600	17,502	567,440	3,002	3,876,040	20,504	45.21	19.79									
11/15/2015	3,889,300	140,570	4,029,870	21,318	575,530	3,045	4,605,400	24,363	41.08	23.92									
11/16/2015	3,855,600	172,760	4,028,360	21,310	712,530	3,769	4,740,890	25,079	42.00	23.00									
11/17/2015	2,953,020	177,440	3,130,460	16,560	690,540	3,653	3,821,000	20,213	51.42	13.58									
11/18/2015	3,558,750	178,160	3,736,910	19,768	725,210	3,836	4,462,120	23,605	44.54	20.46									
11/19/2015	4,185,590	175,260	4,360,850	23,069	751,630	3,976	5,112,480	27,045	42.17	22.83									
11/20/2015	4,709,270	155,130	4,864,400	25,733	769,280	4,069	5,633,680	29,802	39.04	25.96									
11/21/2015	4,566,470	133,400	4,699,870	24,862	665,130	3,519	5,365,000	28,381	39.50	25.50									
11/22/2015	4,402,370	160,270	4,562,640	23,621	653,350	3,456	5,215,990	27,593	40.75	24.25									
11/23/2015	4,277,600	187,610	4,465,210	24,136	796,940	4,216	5,262,150	27,837	39.25	25.75									
11/24/2015	4,625,020	188,460	4,813,480	25,463	781,340	4,133	5,594,820	29,597	40.33	24.67									
11/25/2015	5,054,350	189,520	5,243,870	27,740	688,840	3,644	5,932,710	31,384	38.08	26.92									
11/26/2015	4,807,920	162,380	4,970,300	26,293	503,730	2,665	5,474,030	28,958	38.08	26.92									
11/27/2015	5,022,540	167,890	5,190,430	27,457	613,780	3,247	5,804,210	30,704	37.92	27.08									
11/28/2015	5,262,340	133,000	5,395,340	28,541	662,540	3,505	6,057,880	32,046	34.75	30.25									
11/29/2015	5,666,130	155,200	5,821,330	30,795	716,510	3,790	6,537,840	34,585	32.42	32.58									
11/30/2015	5,033,090	183,760	5,216,850	27,597	785,280	4,154	6,002,130	31,751	34.33	30.67									
11/1/2016	2,197,790	161,400	2,359,190	12,480	610,790	3,231	2,969,980	15,711	52.54	12.46									
11/2/2016	2,190,110	164,490	2,354,600	12,456	610,730	3,231	2,965,330	15,687	53.21	11.79									
11/3/2016	2,020,110	160,340	2,180,450	11,535	651,080	3,444	2,831,530	14,979	54.63	10.37									
11/4/2016	1,826,830	138,900	1,965,730	10,399	606,910	3,211	2,572,640	13,609	54.04	10.96									
11/5/2016	1,979,680	112,970	2,092,650	11,070	515,030	2,725	2,607,680	13,795	55.00	10.00									
11/6/2016	1,867,840	131,190	1,999,030	10,575	495,040	2,619	2,494,070	13,194	53.96	11.04									
11/7/2016	1,792,530	159,010	1,951,540	10,324	538,600	2,849	2,490,140	13,173	55.92	9.08									
11/8/2016	1,446,570	162,030	1,608,600	8,509	510,240	2,699	2,118,840	11,209	59.00	6.00									
11/9/2016	1,651,610	164,430	1,816,040	9,607	589,610	3,119	2,405,650	12,726	57.29	7.71									
11/10/2016	1,680,320	165,940	1,846,260	9,767	585,460	3,097	2,431,720	12,864	54.21	10.79									
11/11/2016	1,544,760	143,590	1,688,350	8,931	527,370	2,790	2,215,720	11,721	56.29	8.71									
11/12/2016	1,973,600	115,200	2,088,800	11,050	460,780	2,438	2,549,580	13,487	54.83	10.17									
11/13/2016	2,389,930	136,570	2,526,500	13,365	500,280	2,646	3,026,780	16,012	51.00	14.00									
11/14/2016	2,176,070	168,560	2,344,630	12,403	619,950	3,280	2,964,580	15,683	52.67	12.33									
11/15/2016	2,829,370	168,090	2,997,460	15,857	627,780	3,321	3,625,240	19,178	49.04	15.96									
11/16/2016	3,198,190	170,630	3,368,820	17,821	696,440	3,684	4,065,260	21,505	45.88	19.12									
11/17/2016	3,443,490	174,610	3,618,100	19,140	702,810	3,718	4,320,910	22,858	45.54	19.46									
11/18/2016	3,328,330	151,660	3,479,990	18,409	644,970	3,412	4,124,960	21,821	48.33	16.67									
11/19/2016	2,612,720	118,760	2,731,480	14,450	513,480	2,716	3,244,960	17,166	51.79	13.21									
11/20/2016	2,611,730	144,740	2,756,470	14,582	518,920	2,745	3,275,390	17,327	52.04	12.96									
11/21/2016	2,929,070	182,910	3,111,980	16,462	671,910	3,554	3,783,890	20,017	48.38	16.62									
11/22/2016	3,091,270	186,730	3,278,000	17,341	659,860	3,491	3,937,860	20,831	47.33	17.67									
11/23/2016	3,235,310	184,770	3,420,080	18,092	568,740	3,009	3,988,820	21,101	45.38	19.62									
11/24/2016	3,082,770	158,860	3,241,630	17,148	410,700	2,173	3,652,330	19,321	47.75	17.25									

Date	Firm Sales Volumes (Therms)		Interruptible Sales Volumes (Therms)		Total Sales Volumes (Therms)		Total Sales Emissions (mtCO ₂ e)		Transportation Volumes (Therms)		Transportation Emissions (mtCO ₂ e)		Total Volumes (Therms)		Total Emissions (mtCO ₂ e)		Average Daily Temp. (°F)		HDD65
	Sales Volumes (Therms)	Interruptible Sales Volumes (Therms)	Total Sales Volumes (Therms)	Total Sales Emissions (mtCO ₂ e)	Transportation Volumes (Therms)	Transportation Emissions (mtCO ₂ e)	Total Volumes (Therms)	Total Emissions (mtCO ₂ e)	Average Daily Temp. (°F)	HDD65									
11/25/2016	2,799,960	166,190	2,966,150	15,691	462,290	2,446	3,428,440	18,136	47.42	17.58									
11/26/2016	2,889,070	129,630	3,018,700	15,969	478,290	2,530	3,496,990	18,499	47.75	17.25									
11/27/2016	3,590,520	151,950	3,742,470	19,798	500,760	2,649	4,243,230	22,447	44.42	20.58									
11/28/2016	3,396,330	184,010	3,580,340	18,940	682,940	3,613	4,263,280	22,553	44.88	20.12									
11/29/2016	3,348,200	184,390	3,532,590	18,687	711,570	3,764	4,244,160	22,452	45.71	19.29									
11/30/2016	3,662,710	182,860	3,845,570	20,343	706,450	3,737	4,552,020	24,080	46.21	18.79									
11/1/2017	2,568,610	143,430	2,712,040	14,347	714,580	3,780	3,426,620	18,127	50.46	14.54									
11/2/2017	3,478,720	145,130	3,623,850	19,170	736,180	3,894	4,360,030	23,065	45.67	19.33									
11/3/2017	4,825,130	121,140	4,946,270	26,166	791,850	4,189	5,738,120	30,355	36.92	28.08									
11/4/2017	4,498,950	94,730	4,593,680	24,301	661,620	3,500	5,255,300	27,801	38.46	26.54									
11/5/2017	4,995,530	115,280	5,110,810	27,036	645,610	3,415	5,756,420	30,451	36.04	28.96									
11/6/2017	4,482,220	141,990	4,624,210	24,462	729,240	3,858	5,353,450	28,320	40.04	24.96									
11/7/2017	4,225,580	141,070	4,366,650	23,100	759,470	4,018	5,126,120	27,117	43.54	21.46									
11/8/2017	3,393,310	143,400	3,536,710	18,709	727,870	3,850	4,264,580	22,560	49.21	15.79									
11/9/2017	3,369,330	144,450	3,513,780	18,588	725,370	3,837	4,239,150	22,425	48.00	17.00									
11/10/2017	3,413,860	123,970	3,537,830	18,715	692,520	3,663	4,230,350	22,379	44.63	20.37									
11/11/2017	3,075,920	97,000	3,172,920	16,785	528,870	2,798	3,701,790	17,582	46.50	18.50									
11/12/2017	2,667,210	119,150	2,786,360	14,740	537,790	2,845	3,324,150	17,585	50.96	14.04									
11/13/2017	3,361,030	144,590	3,505,620	18,545	719,820	3,808	4,225,440	22,353	48.54	16.46									
11/14/2017	3,125,950	148,080	3,274,030	17,320	688,720	3,643	3,962,750	20,963	50.17	14.83									
11/15/2017	3,515,890	148,650	3,664,540	19,385	744,040	3,936	4,408,580	23,321	46.42	18.58									
11/16/2017	3,918,560	149,520	4,068,080	21,520	788,650	4,172	4,856,730	25,692	43.13	21.87									
11/17/2017	3,570,280	129,600	3,699,880	19,572	719,120	3,804	4,419,000	23,377	44.58	20.42									
11/18/2017	3,317,410	103,470	3,420,880	18,096	605,240	3,202	4,026,120	21,298	46.63	18.37									
11/19/2017	3,525,160	122,290	3,647,450	19,295	593,750	3,141	4,241,200	22,436	44.42	20.58									
11/20/2017	3,643,040	151,470	3,794,510	20,073	725,290	3,837	4,519,800	23,910	46.50	18.50									
11/21/2017	2,890,560	158,160	3,048,720	16,128	659,630	3,489	3,708,350	19,617	48.21	16.79									
11/22/2017	1,490,550	160,620	1,651,170	8,735	550,300	2,911	2,201,470	11,646	60.88	4.12									
11/23/2017	2,293,860	136,040	2,429,900	12,854	451,290	2,387	2,881,190	15,241	52.54	12.46									
11/24/2017	3,014,890	141,950	3,156,840	16,700	474,150	2,508	3,630,990	19,208	49.00	16.00									
11/25/2017	3,043,960	109,730	3,153,690	16,683	446,410	2,362	3,600,100	19,045	47.38	17.62									
11/26/2017	3,207,290	131,120	3,338,410	17,660	487,530	2,579	3,825,940	20,239	48.21	16.79									
11/27/2017	3,547,280	156,110	3,703,390	19,591	628,550	3,325	4,331,940	22,916	45.17	19.83									
11/28/2017	3,938,120	159,770	4,097,890	21,678	623,320	3,297	4,721,210	24,975	44.08	20.92									
11/29/2017	3,620,870	160,550	3,781,420	20,004	659,250	3,487	4,440,670	23,491	45.71	19.29									
11/30/2017	3,838,420	158,260	3,996,680	21,142	667,360	3,530	4,664,040	24,673	44.17	20.83									
11/1/2018	1,629,230	157,520	1,786,750	9,452	566,140	2,995	2,352,890	12,447	59.13	5.87									
11/2/2018	1,667,880	135,270	1,803,150	9,539	603,710	3,194	2,406,860	12,732	57.08	7.92									
11/3/2018	2,233,400	102,010	2,335,410	12,354	579,710	3,067	2,915,120	15,421	53.83	11.17									
11/4/2018	1,989,620	126,630	2,116,250	11,195	566,820	2,998	2,683,070	14,193	55.15	9.85									
11/5/2018	2,477,420	156,700	2,634,120	13,934	626,830	3,316	3,260,950	17,250	52.21	12.79									
11/6/2018	2,637,040	157,660	2,794,700	14,784	663,150	3,508	3,457,850	18,292	49.92	15.08									
11/7/2018	3,517,510	156,360	3,673,870	19,435	725,240	3,837	4,399,110	23,271	47.17	17.83									
11/8/2018	4,156,020	157,350	4,313,370	22,818	690,200	3,651	5,003,570	26,469	42.88	22.12									
11/9/2018	4,222,170	134,280	4,356,450	23,046	709,770	3,755	5,066,220	26,800	39.96	25.04									
11/10/2018	3,819,140	104,610	3,923,750	20,757	556,680	2,945	4,480,430	23,701	43.88	21.12									
11/11/2018	4,139,990	128,510	4,268,500	22,580	552,050	2,920	4,820,550	25,501	42.54	22.46									
11/12/2018	3,715,450	160,440	3,875,890	20,503	662,300	3,504	4,538,190	24,007	51.29	13.71									
11/13/2018	3,390,150	160,450	3,550,600	18,783	655,470	3,467	4,206,070	22,250	47.75	17.25									

Date	Firm Sales Volumes (Therms)		Interruptible Sales Volumes (Therms)		Total Sales Volumes (Therms)		Total Sales Emissions (mtCO ₂ e)		Transportation Volumes (Therms)		Transportation Emissions (mtCO ₂ e)		Total Volumes (Therms)		Total Emissions (mtCO ₂ e)		Average Daily Temp. (°F)		HDD65
	Sales Volumes (Therms)	Interruptible Sales Volumes (Therms)	Total Sales Volumes (Therms)	Total Sales Emissions (mtCO ₂ e)	Transportation Volumes (Therms)	Transportation Emissions (mtCO ₂ e)	Total Volumes (Therms)	Total Emissions (mtCO ₂ e)	Transportation Volumes (Therms)	Transportation Emissions (mtCO ₂ e)	Total Volumes (Therms)	Total Emissions (mtCO ₂ e)	Average Daily Temp. (°F)	HDD65					
11/14/2018	2,723,620	164,080	2,887,700	15,276	601,370	3,181	3,489,070	18,457	51.42	13.58									
11/15/2018	2,308,170	164,130	2,472,300	13,078	569,740	3,014	3,042,040	16,092	52.25	12.75									
11/16/2018	2,712,220	141,690	2,853,910	15,097	478,450	2,551	3,332,360	17,628	51.79	13.21									
11/17/2018	3,622,750	112,480	3,735,230	19,759	467,370	2,472	4,202,600	22,232	46.83	18.17									
11/18/2018	4,076,020	137,170	4,213,190	22,288	520,690	2,754	4,733,880	25,042	44.58	20.42									
11/19/2018	4,210,620	165,060	4,375,680	23,147	632,840	3,348	5,008,520	26,495	43.71	21.29									
11/20/2018	3,672,730	168,760	3,841,490	20,321	636,880	3,369	4,478,370	23,691	45.29	19.71									
11/21/2018	3,062,780	176,000	3,238,780	17,133	546,370	2,890	3,785,150	20,023	49.75	15.25									
11/22/2018	2,929,010	153,760	3,082,770	16,308	358,130	1,895	3,440,900	18,202	48.50	16.50									
11/23/2018	3,505,100	156,680	3,661,780	19,371	473,450	2,505	4,135,230	21,875	46.21	18.79									
11/24/2018	3,824,840	119,710	3,944,550	20,867	543,710	2,876	4,488,260	23,743	44.42	20.58									
11/25/2018	3,606,560	144,130	3,750,690	19,841	538,660	2,850	4,289,350	22,691	44.21	20.79									
11/26/2018	2,878,760	174,860	3,053,620	16,154	625,860	3,311	3,679,480	19,464	50.29	14.71									
11/27/2018	2,514,500	175,390	2,689,890	14,230	661,640	3,500	3,351,530	17,730	52.96	12.04									
11/28/2018	3,077,010	178,150	3,255,160	17,220	679,130	3,593	3,934,290	20,812	48.88	16.12									
11/29/2018	3,298,190	177,520	3,475,710	18,387	684,020	3,618	4,159,730	22,005	46.63	18.37									
11/30/2018	3,516,920	151,730	3,668,650	19,407	678,930	3,592	4,347,580	22,999	45.92	19.08									
11/1/2019	3,650,740	131,120	3,781,860	20,006	703,600	3,722	4,485,460	23,728	46.00	19.00									
11/2/2019	3,477,670	102,120	3,579,790	18,937	625,620	3,310	4,205,410	22,247	48.25	16.75									
11/3/2019	3,298,330	124,240	3,422,570	18,105	581,770	3,078	4,004,340	21,183	47.88	17.12									
11/4/2019	3,315,330	155,800	3,471,130	18,362	660,100	3,492	4,131,230	21,854	49.00	16.00									
11/5/2019	3,366,620	157,770	3,524,390	19,448	599,210	3,170	4,123,600	21,814	46.63	18.37									
11/6/2019	3,525,800	158,100	3,683,900	18,684	634,350	3,356	4,318,250	22,844	48.17	16.83									
11/7/2019	3,599,140	155,900	3,755,040	19,864	666,550	3,526	4,421,590	23,390	46.88	18.12									
11/8/2019	2,969,810	132,330	3,102,140	16,410	570,680	3,019	3,672,820	19,429	47.88	17.12									
11/9/2019	2,626,160	102,110	2,728,270	14,433	420,970	2,227	3,149,240	16,659	50.33	14.67									
11/10/2019	2,571,350	126,830	2,698,180	14,273	438,220	2,318	3,136,380	16,591	51.46	13.54									
11/11/2019	2,666,640	157,470	2,824,110	14,940	530,200	2,805	3,354,340	17,744	51.08	13.92									
11/12/2019	2,822,320	160,200	2,982,520	15,778	533,120	2,820	3,515,640	18,598	49.92	15.08									
11/13/2019	2,743,300	159,900	2,903,200	15,358	678,390	3,589	3,581,590	18,947	51.04	13.96									
11/14/2019	2,752,020	161,470	2,913,490	15,412	616,300	3,260	3,529,790	18,673	49.88	15.12									
11/15/2019	2,660,950	137,650	2,798,600	14,805	582,400	3,081	3,381,000	17,885	51.71	13.29									
11/16/2019	2,664,710	108,070	2,772,780	14,668	516,170	2,731	3,288,950	17,399	50.96	14.04									
11/17/2019	2,443,960	132,750	2,576,710	13,631	550,930	2,914	3,127,640	16,545	53.50	11.50									
11/18/2019	2,989,970	164,800	3,154,770	16,689	612,400	3,240	3,767,170	19,928	50.13	14.87									
11/19/2019	3,518,630	165,170	3,683,800	19,487	648,640	3,431	4,332,440	22,919	48.71	16.29									
11/20/2019	4,269,030	168,280	4,437,310	23,473	752,380	3,980	5,189,690	27,453	44.42	20.58									
11/21/2019	4,759,080	172,610	4,931,690	26,089	761,810	4,030	5,693,500	30,119	39.33	25.67									
11/22/2019	4,758,250	148,630	4,906,880	25,957	697,030	3,687	5,603,910	29,645	38.88	26.12									
11/23/2019	3,746,240	117,630	3,863,870	20,440	552,890	2,925	4,416,760	23,365	44.75	20.25									
11/24/2019	3,332,770	140,590	3,473,360	18,374	572,380	3,028	4,045,740	21,402	48.13	16.87									
11/25/2019	4,285,310	171,240	4,456,550	23,575	738,920	3,909	5,195,470	27,484	42.67	22.33									
11/26/2019	4,804,850	173,220	4,978,070	26,334	746,190	3,947	5,724,260	30,281	40.58	24.42									
11/27/2019	4,915,330	173,240	5,088,570	26,919	619,850	3,279	5,708,420	30,198	40.88	24.12									
11/28/2019	5,171,080	149,400	5,320,480	28,145	513,150	2,715	5,833,630	30,860	37.17	27.83									
11/29/2019	5,807,420	153,190	5,960,610	31,532	600,470	3,176	6,561,080	34,708	35.25	29.75									
11/30/2019	5,424,570	116,450	5,541,020	29,312	597,150	3,159	6,138,170	32,471	37.63	27.37									
11/1/2020	2,996,670	70,740	3,067,410	16,227	503,660	2,664	3,571,070	18,891	49.42	15.58									
11/2/2020	2,618,760	89,150	2,707,910	14,325	508,280	2,689	3,216,190	17,014	52.75	12.25									

Date	Firm Sales Volumes (Therms)		Interruptible Sales Volumes (Therms)		Total Sales Volumes (Therms)		Total Sales Emissions (mtCO ₂ e)		Transportation Volumes (Therms)		Transportation Emissions (mtCO ₂ e)		Total Volumes (Therms)		Total Emissions (mtCO ₂ e)		Average Daily Temp. (°F)		HDD65
	Sales Volumes (Therms)	Interruptible Sales Volumes (Therms)	Total Sales Volumes (Therms)	Total Sales Emissions (mtCO ₂ e)	Transportation Volumes (Therms)	Transportation Emissions (mtCO ₂ e)	Total Volumes (Therms)	Total Emissions (mtCO ₂ e)	Transportation Volumes (Therms)	Transportation Emissions (mtCO ₂ e)	Total Volumes (Therms)	Total Emissions (mtCO ₂ e)	Average Daily Temp. (°F)	HDD65					
11/3/2020	2,354,650	89,200	2,443,850	12,928	496,760	2,628	2,940,610	15,556	51.88	13.12									
11/4/2020	1,485,400	89,770	1,575,170	8,333	496,100	2,624	2,071,270	10,957	61.29	3.71									
11/5/2020	2,711,110	89,620	2,800,730	14,816	558,700	2,956	3,359,430	17,771	51.75	13.25									
11/6/2020	3,730,310	74,400	3,804,710	20,127	666,350	3,525	4,471,060	23,652	46.08	18.92									
11/7/2020	4,548,180	55,370	4,603,550	24,353	568,910	3,010	5,172,460	27,362	41.04	23.96									
11/8/2020	4,723,820	70,630	4,794,450	25,363	575,270	3,043	5,369,720	28,406	40.04	24.96									
11/9/2020	4,855,940	89,150	4,945,090	26,160	720,070	3,809	5,665,160	29,969	37.88	27.12									
11/10/2020	4,219,790	90,160	4,309,950	22,800	680,140	3,598	4,990,090	26,398	43.13	21.87									
11/11/2020	4,253,870	90,530	4,344,400	22,982	700,930	3,708	5,045,330	26,690	42.17	22.83									
11/12/2020	3,969,590	90,120	4,059,710	21,476	625,990	3,311	4,685,700	24,787	44.08	20.92									
11/13/2020	3,692,090	74,950	3,767,040	19,928	658,900	3,486	4,425,940	23,413	46.71	18.29									
11/14/2020	3,822,760	58,020	3,880,780	20,529	529,650	2,802	4,410,430	23,331	44.46	20.54									
11/15/2020	3,198,040	72,690	3,270,730	17,302	492,460	2,605	3,763,190	19,907	48.79	16.21									
11/16/2020	3,432,450	91,410	3,523,860	18,641	569,570	3,013	4,093,430	21,654	47.13	17.87									
11/17/2020	2,952,390	92,740	3,045,130	16,109	555,060	2,936	3,600,190	19,045	52.21	12.79									
11/18/2020	3,703,940	94,470	3,798,410	20,094	626,770	3,316	4,425,180	23,409	46.29	18.71									
11/19/2020	3,765,840	93,570	3,859,410	20,416	605,300	3,202	4,464,710	23,618	45.08	19.92									
11/20/2020	3,383,790	80,730	3,464,520	18,327	599,610	3,172	4,064,130	21,499	47.04	17.96									
11/21/2020	3,346,370	65,480	3,411,850	18,049	535,690	2,834	3,947,540	20,882	47.21	17.79									
11/22/2020	4,001,330	79,800	4,081,130	21,589	546,060	2,889	4,627,190	24,478	41.92	23.08									
11/23/2020	3,843,920	96,870	3,940,790	20,841	629,900	3,332	4,570,690	24,179	44.58	20.42									
11/24/2020	3,814,890	96,510	3,911,400	20,691	648,250	3,429	4,559,650	24,121	45.96	19.04									
11/25/2020	3,673,770	97,540	3,771,310	19,950	593,850	3,141	4,365,160	23,092	45.00	20.00									
11/26/2020	3,357,600	79,600	3,437,200	18,183	442,280	2,340	3,879,480	20,522	45.75	19.25									
11/27/2020	3,145,400	82,170	3,227,570	17,074	486,340	2,573	3,713,910	19,647	47.00	18.00									
11/28/2020	3,822,730	65,570	3,888,300	20,569	542,320	2,869	4,430,620	23,438	44.04	20.96									
11/29/2020	4,120,000	80,260	4,200,260	22,219	592,720	3,135	4,792,980	25,355	38.42	26.58									
11/30/2020	4,037,700	96,710	4,134,410	21,871	687,300	3,636	4,821,710	25,507	45.38	19.62									
11/1/2021	3,372,780	127,500	3,500,280	18,516	550,480	2,912	4,050,760	21,429	49.08	15.92									
11/2/2021	3,084,650	128,960	3,213,610	17,000	602,620	3,188	3,816,230	20,188	48.42	16.58									
11/3/2021	2,289,170	129,110	2,418,280	12,793	575,360	3,044	2,993,640	15,836	53.58	11.42									
11/4/2021	2,581,190	128,260	2,709,450	14,333	516,980	2,735	3,226,430	17,068	52.58	12.42									
11/5/2021	3,082,610	107,500	3,190,110	16,876	590,100	3,122	3,780,210	19,997	48.04	16.96									
11/6/2021	3,880,830	83,340	3,964,170	20,970	509,120	2,693	4,473,290	23,664	43.63	21.37									
11/7/2021	3,988,820	100,230	4,089,050	21,631	521,170	2,757	4,610,220	24,388	42.58	22.42									
11/8/2021	3,218,470	128,150	3,346,620	17,704	586,690	3,104	3,933,310	20,807	47.96	17.04									
11/9/2021	3,501,280	130,850	3,632,130	19,214	658,110	3,481	4,290,240	22,695	46.08	18.92									
11/10/2021	3,147,310	131,700	3,279,010	17,346	632,290	3,345	3,911,300	20,691	46.63	18.37									
11/11/2021	2,589,390	131,060	2,720,450	14,391	591,050	3,127	3,311,500	17,518	50.58	14.42									
11/12/2021	2,436,240	109,060	2,545,300	13,465	614,620	3,251	3,159,920	16,716	54.17	10.83									
11/13/2021	2,757,300	80,910	2,838,210	15,014	505,610	2,675	3,343,820	17,689	48.04	16.96									
11/14/2021	1,728,480	103,390	1,831,870	9,691	466,560	2,468	2,298,430	12,159	58.29	6.71									
11/15/2021	3,156,550	130,200	3,286,750	17,387	586,970	3,105	3,873,720	20,492	52.13	12.87									
11/16/2021	4,337,120	132,780	4,469,900	23,646	688,550	3,642	5,158,450	27,288	42.38	22.62									
11/17/2021	4,441,420	133,780	4,575,200	24,203	732,380	3,874	5,307,580	28,077	41.63	23.37									
11/18/2021	4,052,970	134,730	4,187,700	22,153	668,270	3,535	4,855,970	25,688	44.29	20.71									
11/19/2021	3,930,500	113,060	4,043,560	21,390	691,700	3,659	4,735,260	25,050	43.29	21.71									
11/20/2021	3,957,680	88,380	4,046,060	21,404	600,200	3,175	4,646,260	24,579	42.88	22.12									
11/21/2021	4,400,220	113,600	4,513,820	23,878	685,250	3,625	5,199,070	27,503	39.54	25.46									

Date	Firm Sales Volumes (Therms)		Interruptible Sales Volumes (Therms)		Total Sales Volumes (Therms)		Total Sales Emissions (mtCO ₂ e)		Transportation Volumes (Therms)		Transportation Emissions (mtCO ₂ e)		Total Volumes (Therms)		Total Emissions (mtCO ₂ e)		Average Daily Temp. (°F)		HDD65
	Sales Volumes (Therms)	Interruptible Sales Volumes (Therms)	Total Sales Volumes (Therms)	Total Sales Emissions (mtCO ₂ e)	Transportation Volumes (Therms)	Transportation Emissions (mtCO ₂ e)	Total Volumes (Therms)	Total Emissions (mtCO ₂ e)	Transportation Volumes (Therms)	Transportation Emissions (mtCO ₂ e)	Total Volumes (Therms)	Total Emissions (mtCO ₂ e)	Average Daily Temp. (°F)	HDD65					
11/22/2021	4,183,490	141,080	4,324,570	22,877	749,180	3,963	5,073,750	26,840	41.29	23.71									
11/23/2021	3,987,120	141,040	4,128,160	21,838	716,660	3,791	4,844,820	25,629	44.25	20.75									
11/24/2021	4,035,420	139,990	4,175,410	22,088	620,140	3,281	4,795,550	25,368	42.50	22.50									
11/25/2021	3,378,220	114,600	3,492,820	18,477	438,550	2,320	3,931,370	20,797	44.17	20.83									
11/26/2021	2,862,670	117,650	2,980,320	15,766	502,600	2,659	3,482,920	18,425	49.00	16.00									
11/27/2021	2,475,090	90,510	2,565,600	13,572	517,670	2,738	3,083,270	16,310	51.75	13.25									
11/28/2021	2,169,070	114,080	2,283,150	12,078	535,930	2,835	2,819,080	14,913	55.79	9.21									
11/29/2021	2,187,960	141,280	2,329,240	12,322	617,580	3,267	2,946,820	15,589	53.58	11.42									
11/30/2021	2,515,760	139,440	2,655,200	14,046	640,380	3,388	3,295,580	17,434	52.83	12.17									
11/1/2022	3,347,660	113,270	3,460,930	18,308	555,440	2,938	4,016,370	21,247	46.04	18.96									
11/2/2022	3,957,150	110,920	4,068,070	21,520	616,430	3,261	4,684,500	24,781	41.75	23.25									
11/3/2022	4,108,800	0	4,108,800	21,736	674,180	3,566	4,782,980	25,302	40.79	24.21									
11/4/2022	2,688,210	91,440	2,779,650	14,704	572,250	3,027	3,351,900	17,732	52.58	12.42									
11/5/2022	3,590,520	74,060	3,664,580	19,386	570,310	3,017	4,234,890	22,403	45.54	19.46									
11/6/2022	4,003,200	86,770	4,089,970	21,636	561,620	2,971	4,651,590	24,607	41.58	23.42									
11/7/2022	4,281,660	114,820	4,396,480	23,257	636,820	3,369	5,033,300	26,626	39.83	25.17									
11/8/2022	5,006,140	113,660	5,119,800	27,084	690,780	3,654	5,810,580	30,738	38.21	26.79									
11/9/2022	4,838,380	116,540	4,954,920	26,212	705,750	3,733	5,660,670	29,945	37.79	27.21									
11/10/2022	4,534,670	114,930	4,649,600	24,596	678,500	3,589	5,328,100	28,186	40.83	24.17									
11/11/2022	4,349,170	98,280	4,447,450	23,527	651,840	3,448	5,099,290	26,975	42.83	22.17									
11/12/2022	4,326,330	72,750	4,399,080	23,271	545,240	2,884	4,944,320	26,155	40.92	24.08									
11/13/2022	4,358,370	90,300	4,448,670	23,533	547,160	2,894	4,995,830	26,428	41.08	23.92									
11/14/2022	4,468,080	118,880	4,586,960	24,265	641,990	3,396	5,228,950	27,661	42.75	22.25									
11/15/2022	4,555,330	119,860	4,675,190	24,732	666,570	3,526	5,341,760	28,258	43.21	21.79									
11/16/2022	4,759,900	117,880	4,877,780	25,803	694,110	3,672	5,571,890	29,475	40.50	24.50									
11/17/2022	4,852,340	117,120	4,969,460	26,288	683,190	3,614	5,652,650	29,903	43.71	21.29									
11/18/2022	5,210,730	98,070	5,308,800	28,084	677,080	3,582	5,985,880	31,665	40.63	24.37									
11/19/2022	5,079,190	73,810	5,153,000	27,259	610,670	3,230	5,763,670	30,490	39.38	25.62									
11/20/2022	4,227,310	94,390	4,321,700	22,862	588,790	3,115	4,910,490	25,976	42.33	22.67									
11/21/2022	3,949,040	120,230	4,069,270	21,526	639,240	3,382	4,708,510	24,908	44.29	20.71									
11/22/2022	3,634,990	121,100	3,756,090	19,870	623,530	3,298	4,379,620	23,168	46.04	18.96									
11/23/2022	3,562,780	120,010	3,682,790	19,482	572,790	3,030	4,255,580	22,512	47.33	17.67									
11/24/2022	3,450,350	98,750	3,549,100	18,775	416,620	2,204	3,965,720	20,979	44.75	20.25									
11/25/2022	4,218,300	103,860	4,322,160	22,864	442,280	2,340	4,764,440	25,204	42.88	22.12									
11/26/2022	4,023,310	76,820	4,100,130	21,690	484,420	2,563	4,584,550	24,252	41.13	23.87									
11/27/2022	4,260,190	96,460	4,356,650	23,047	518,710	2,744	4,875,360	25,791	41.88	23.12									
11/28/2022	5,454,410	121,350	5,575,760	29,496	729,850	3,861	6,305,610	33,357	36.83	28.17									
11/29/2022	5,760,760	121,230	5,881,990	31,116	719,350	3,805	6,601,340	34,921	34.08	30.92									
11/30/2022	5,542,760	122,770	5,665,530	29,971	749,440	3,965	6,414,970	33,935	36.42	28.58									
11/1/2023	2,976,010	108,900	3,084,910	16,319	578,820	3,062	3,663,730	19,381	48.21	16.79									
11/2/2023	1,997,350	105,100	2,102,450	11,122	542,150	2,868	2,644,600	13,990	54.96	10.04									
11/3/2023	2,068,980	89,350	2,158,330	11,418	564,420	2,986	2,722,750	14,403	53.29	11.71									
11/4/2023	1,875,710	63,940	1,939,650	10,261	487,050	2,576	2,426,700	12,837	57.04	7.96									
11/5/2023	2,203,300	86,470	2,289,770	12,113	473,080	2,503	2,762,850	14,615	52.83	12.17									
11/6/2023	2,635,700	105,910	2,741,610	14,503	584,950	3,094	3,326,560	17,598	50.25	14.75									
11/7/2023	2,923,290	111,440	3,034,730	16,054	560,820	2,967	3,595,550	19,020	49.63	15.37									
11/8/2023	3,347,450	109,740	3,457,190	18,289	625,490	3,309	4,082,680	21,597	47.25	17.75									
11/9/2023	3,729,440	111,440	3,840,880	20,318	585,850	3,099	4,426,730	23,417	43.75	21.25									
11/10/2023	3,124,430	91,470	3,215,900	17,012	555,210	2,937	3,771,110	19,949	47.50	17.50									

Date	Firm Sales Volumes (Therms)	Interruptible Sales Volumes (Therms)	Total Sales Volumes (Therms)	Total Sales Emissions (mtCO ₂ e)	Transportation Volumes (Therms)	Transportation Emissions (mtCO ₂ e)	Total Volumes (Therms)	Total Emissions (mtCO ₂ e)	Average Daily Temp. (°F)	HDD65
11/11/2023	2,930,580	71,090	3,001,670	15,879	471,870	2,496	3,473,540	18,375	49.88	15.12
11/12/2023	2,959,850	88,300	3,048,150	16,125	460,050	2,434	3,508,200	18,558	48.25	16.75
11/13/2023	3,654,280	109,150	3,763,430	19,909	565,130	2,990	4,328,560	22,898	47.17	17.83
11/14/2023	4,418,630	114,890	4,533,520	23,982	588,610	3,114	5,122,130	27,096	40.67	24.33
11/15/2023	4,557,130	115,900	4,673,030	24,720	650,370	3,440	5,323,400	28,161	41.17	23.83
11/16/2023	4,665,920	112,640	4,778,560	25,279	669,560	3,542	5,448,120	28,821	40.00	25.00
11/17/2023	4,209,190	93,530	4,302,720	22,761	613,300	3,244	4,916,020	26,006	42.46	22.54
11/18/2023	3,381,350	70,640	3,451,990	18,261	504,020	2,666	3,956,010	20,927	43.96	21.04
11/19/2023	3,762,410	89,330	3,851,740	20,376	526,220	2,784	4,377,960	23,159	46.88	18.12
11/20/2023	4,263,630	113,100	4,376,730	23,153	571,490	3,023	4,948,220	26,176	43.21	21.79
11/21/2023	3,297,260	115,970	3,413,230	18,056	557,020	2,947	3,970,250	21,003	46.46	18.54
11/22/2023	3,573,720	116,420	3,690,140	19,521	518,400	2,742	4,208,540	22,263	45.46	19.54
11/23/2023	4,155,100	93,610	4,248,710	22,476	377,430	1,997	4,626,140	24,472	42.21	22.79
11/24/2023	4,971,190	97,790	5,068,980	26,815	459,560	2,431	5,528,540	29,246	38.71	26.29
11/25/2023	5,015,940	73,580	5,089,520	26,924	485,110	2,566	5,574,630	29,490	37.96	27.04
11/26/2023	4,900,190	91,780	4,991,970	26,408	536,890	2,840	5,528,860	29,248	38.42	26.58
11/27/2023	5,310,650	115,120	5,425,770	28,702	542,400	2,869	5,968,170	31,572	37.96	27.04
11/28/2023	5,411,480	116,820	5,528,300	29,245	591,410	3,129	6,119,710	32,373	35.38	29.62
11/29/2023	5,438,630	115,960	5,554,590	29,384	639,150	3,381	6,193,740	32,765	35.04	29.96
11/30/2023	4,624,120	116,080	4,740,200	25,076	593,650	3,140	5,333,850	28,216	39.75	25.25

	Firm Sales Volumes (Therms)	Interruptible Sales Volumes (Therms)	Total Sales Volumes (Therms)	Total Sales Emissions (mtCO)	Transportation Volumes (Therms)	Transportation Emissions (mtCO)	Total Volumes (Therms)	Total Emissions (mtCO)	Average Daily Temp. (°F)	HDD65
Max	7,089,920	415,450	7,505,370	39,703	796,940	4,216	8,221,390	43,491	61.29	44.12
Std. Dev. +3	6,207,159	352,496	6,393,883	33,824	875,935	4,634	7,127,799	37,706	62.96	35.95
Std. Dev. +2	5,253,318	291,382	5,434,186	28,747	784,721	4,151	6,124,227	32,397	57.31	30.30
Std. Dev. +1	4,299,477	230,268	4,474,488	23,670	693,506	3,669	5,120,654	27,088	51.65	24.65
Mean	3,345,635	169,155	3,514,790	18,593	602,291	3,186	4,117,081	21,779	46.00	19.00
Std. Dev. -1	2,391,794	108,041	2,555,092	13,516	511,076	2,704	3,113,508	16,470	40.35	13.35

Date	Firm Sales Volumes (Therms)	Interruptible Sales Volumes (Therms)	Total Sales Volumes (Therms)	Total Sales Emissions (mtCO ₂ e)	Transportation Volumes (Therms)	Transportation Emissions (mtCO ₂ e)	Total Volumes (Therms)	Total Emissions (mtCO ₂ e)	Average Daily Temp. (°F)	HDD65
Std. Dev. -2	1,437,953	46,927	1,595,394	8,440	419,861	2,221	2,109,935	11,162	34.70	7.69
Std. Dev. -3	484,112	-14,186	635,697	3,363	328,647	1,739	1,106,363	5,853	29.05	2.04
Min	1,446,570	0	1,575,170	8,333	342,110	1,810	2,071,270	10,957	20.88	3.71
Std. Dev.	953,841	61,114	959,698	5,077	91,215	483	1,003,573	5,309	5.65	5.65

December Data
Calendar Years 2007 – 2023

Date	Firm		Interruptible		Total Sales		Transportation		Total		Average Daily Temp. (°F)	HDD65
	Sales Volumes (Therms)	Sales Volumes (Therms)	Sales Volumes (Therms)	Sales Volumes (Therms)	Emissions (mtCO ₂ e)	Volumes (Therms)	Emissions (mtCO ₂ e)	Volumes (Therms)	Emissions (mtCO ₂ e)			
12/1/2007	4,791,940	223,200	5,015,140	26,530	627,190	3,318	5,642,330	29,848	34.33	30.67		
12/2/2007	3,877,630	204,800	4,082,430	21,596	580,610	3,071	4,663,040	24,667	41.50	23.50		
12/3/2007	2,213,410	156,660	2,370,070	12,538	631,710	3,342	3,001,780	15,879	54.21	10.79		
12/4/2007	2,547,360	215,960	2,763,320	14,618	601,310	3,181	3,364,630	17,799	52.29	12.71		
12/5/2007	3,496,240	275,760	3,772,000	19,954	640,190	3,387	4,412,190	23,340	44.21	20.79		
12/6/2007	3,921,260	280,180	4,201,440	22,226	662,010	3,502	4,863,450	25,728	40.21	24.79		
12/7/2007	4,375,750	259,920	4,635,670	24,523	616,050	3,259	5,251,720	27,782	39.71	25.29		
12/8/2007	4,978,830	234,470	5,213,300	27,578	596,540	3,156	5,809,840	30,734	34.83	30.17		
12/9/2007	4,852,150	283,270	5,135,420	27,166	631,010	3,338	5,766,430	30,504	33.33	31.67		
12/10/2007	4,729,610	339,760	5,069,370	26,817	684,630	3,622	5,754,000	30,439	35.29	29.71		
12/11/2007	4,622,570	314,910	4,937,480	26,119	634,910	3,359	5,572,390	29,478	36.04	28.96		
12/12/2007	4,237,010	297,650	4,534,660	23,988	660,130	3,492	5,194,790	27,480	38.42	26.58		
12/13/2007	4,111,460	276,610	4,388,070	23,213	622,180	3,291	5,010,250	26,504	39.79	25.21		
12/14/2007	3,576,420	221,420	3,797,840	20,091	629,920	3,332	4,427,760	23,423	42.38	22.62		
12/15/2007	3,779,400	177,620	3,957,020	20,933	556,750	2,945	4,513,770	23,878	42.50	22.50		
12/16/2007	3,674,920	226,580	3,901,500	20,639	545,080	2,883	4,446,580	23,522	43.29	21.71		
12/17/2007	4,123,890	302,370	4,426,260	23,415	679,990	3,597	5,106,250	27,012	40.71	24.29		
12/18/2007	3,833,010	266,990	4,100,000	21,689	613,680	3,246	4,713,680	24,935	42.33	22.67		
12/19/2007	3,789,710	266,400	4,056,110	21,457	637,370	3,272	4,693,480	24,829	42.75	22.25		
12/20/2007	4,442,310	323,320	4,765,630	25,210	737,960	3,904	5,503,590	29,114	39.04	25.96		
12/21/2007	4,456,260	262,020	4,718,280	24,960	618,910	3,274	5,337,190	28,234	36.88	28.12		
12/22/2007	3,931,240	185,980	4,117,220	21,780	523,000	2,767	4,640,220	24,547	40.08	24.92		
12/23/2007	3,734,320	184,750	3,919,070	20,732	492,690	2,606	4,411,760	23,338	41.96	23.04		
12/24/2007	4,111,650	199,530	4,311,180	22,806	442,580	2,341	4,753,760	25,147	38.88	26.12		
12/25/2007	4,477,660	240,930	4,718,590	24,961	439,140	2,323	5,157,730	27,284	35.46	29.54		
12/26/2007	4,587,300	307,620	4,894,920	25,894	573,610	3,034	5,468,530	28,929	37.46	27.54		
12/27/2007	4,066,780	314,480	5,021,260	26,562	622,970	3,296	5,644,230	29,858	35.63	29.37		
12/28/2007	4,265,260	250,680	4,515,940	23,889	593,460	3,139	5,109,400	27,029	39.50	25.50		
12/29/2007	4,416,080	205,470	4,621,550	24,448	609,170	3,223	5,230,720	27,671	38.13	26.87		
12/30/2007	4,478,490	266,820	4,745,310	25,103	547,810	2,898	5,293,120	28,001	37.63	27.37		
12/31/2007	4,268,420	264,640	4,533,060	23,980	528,720	2,797	5,061,780	26,777	38.58	26.42		
12/1/2008	2,121,760	200,250	2,322,010	12,283	648,960	3,433	2,970,970	15,716	51.13	13.87		
12/2/2008	2,552,240	235,180	2,787,420	14,745	678,790	3,591	3,466,210	18,336	48.88	16.12		
12/3/2008	3,219,750	280,250	3,500,000	18,515	685,220	3,625	4,185,220	22,140	45.17	19.83		
12/4/2008	3,728,730	303,260	4,031,990	21,329	717,520	3,796	4,749,510	25,125	41.54	23.46		
12/5/2008	3,475,670	238,820	3,714,490	19,650	673,890	3,565	4,388,380	23,215	41.42	23.58		
12/6/2008	3,012,440	151,170	3,163,610	16,735	535,200	2,831	3,698,810	19,567	45.50	19.50		
12/7/2008	2,983,430	224,920	3,208,350	16,972	567,950	3,004	3,776,300	19,977	46.83	18.17		
12/8/2008	3,377,530	291,000	3,668,530	19,407	611,860	3,237	4,280,390	22,643	42.79	22.21		
12/9/2008	3,330,550	259,210	3,589,760	18,990	584,000	3,089	4,173,760	22,079	44.13	20.87		
12/10/2008	3,068,960	253,260	3,322,220	17,575	596,820	3,145	3,919,040	20,732	46.00	19.00		
12/11/2008	3,516,260	282,620	3,798,880	20,096	651,280	3,445	4,450,160	23,541	43.04	21.96		
12/12/2008	4,093,580	239,000	4,332,580	22,919	607,760	3,215	4,940,340	26,134	39.13	25.87		
12/13/2008	4,660,470	188,680	4,849,150	25,652	554,540	2,934	5,403,690	28,586	36.04	28.96		
12/14/2008	6,124,720	290,920	6,415,640	33,939	532,450	2,817	6,948,090	36,755	27.33	37.67		
12/15/2008	6,582,550	354,520	6,937,070	36,697	613,240	3,244	7,550,310	39,941	24.63	40.37		
12/16/2008	6,133,570	316,830	6,450,400	34,123	666,320	3,525	7,116,720	37,647	25.58	39.42		
12/17/2008	5,328,380	313,680	5,642,060	29,846	662,000	3,502	6,304,060	33,348	34.21	30.79		
12/18/2008	5,992,230	347,140	6,339,370	33,535	680,500	3,600	7,019,870	37,135	28.58	36.42		

Date	Firm		Interruptible		Total Sales		Transportation		Total		Average Daily Temp. (°F)	HDD65
	Sales Volumes (Therms)	Sales Volumes (Therms)	Sales Volumes (Therms)	Sales Volumes (Therms)	Volumes (Therms)	Emissions (mtCO ₂ e)	Volumes (Therms)	Emissions (mtCO ₂ e)	Volumes (Therms)	Emissions (mtCO ₂ e)		
12/19/2008	6,661,300	323,060	6,984,360	36,947	683,240	3,614	7,667,600	40,562	24.04	40.96		
12/20/2008	6,856,490	257,800	7,114,290	37,635	606,930	3,211	7,721,220	40,845	21.71	43.29		
12/21/2008	5,722,920	298,640	6,021,560	31,854	582,650	3,082	6,604,210	34,936	27.63	37.37		
12/22/2008	5,385,130	373,470	5,758,600	30,463	651,320	3,445	6,409,920	33,908	30.21	34.79		
12/23/2008	5,318,710	358,090	5,676,800	30,030	551,310	2,916	6,228,110	32,947	32.00	33.00		
12/24/2008	4,956,210	337,090	5,293,300	28,002	468,160	2,477	5,761,460	30,478	34.17	30.83		
12/25/2008	4,736,520	261,980	4,998,500	26,442	519,070	2,746	5,517,570	29,188	34.25	30.75		
12/26/2008	4,797,140	270,990	5,068,130	26,810	535,890	2,835	5,604,020	29,645	34.71	30.29		
12/27/2008	3,997,890	187,440	4,185,330	22,140	491,320	2,599	4,676,650	24,739	41.46	23.54		
12/28/2008	4,101,440	262,610	4,364,050	23,086	530,420	2,806	4,894,470	25,892	40.13	24.87		
12/29/2008	4,598,590	324,800	4,923,390	26,045	570,780	3,019	5,494,170	29,064	38.71	26.29		
12/30/2008	4,302,380	300,000	4,602,380	24,347	494,800	2,617	5,097,180	26,964	38.75	26.25		
12/31/2008	4,425,280	273,770	4,699,050	24,858	464,390	2,457	5,163,440	27,315	39.67	25.33		
12/1/2009	3,814,170	301,830	4,116,000	21,774	696,040	3,682	4,812,040	25,456	41.75	23.25		
12/2/2009	4,453,450	329,020	4,782,470	25,299	674,330	3,567	5,456,800	28,866	38.08	26.92		
12/3/2009	4,693,920	337,610	5,031,530	26,617	646,320	3,419	5,677,850	30,036	36.88	28.12		
12/4/2009	4,882,840	289,350	5,172,190	27,361	624,180	3,302	5,796,370	30,663	34.38	30.62		
12/5/2009	4,671,620	189,320	4,860,940	25,714	511,530	2,706	5,372,470	28,420	35.71	29.29		
12/6/2009	5,792,240	298,010	6,090,250	32,217	577,140	3,053	6,667,390	35,270	32.17	32.83		
12/7/2009	6,685,380	407,340	7,092,720	37,520	754,960	3,994	7,847,680	41,514	25.88	39.12		
12/8/2009	6,875,310	411,060	7,286,370	38,545	776,740	4,109	8,063,110	42,654	25.38	39.62		
12/9/2009	6,916,290	363,680	7,279,970	38,511	611,000	3,232	7,890,970	41,743	24.17	40.83		
12/10/2009	6,570,600	391,560	6,962,160	36,830	801,920	4,242	7,764,080	41,072	26.67	40.33		
12/11/2009	6,152,750	341,060	6,493,810	34,352	795,140	4,206	7,288,950	38,559	28.33	36.67		
12/12/2009	5,509,450	238,070	5,747,520	30,404	650,450	3,441	6,397,970	33,845	30.88	34.12		
12/13/2009	4,993,390	276,960	5,270,350	27,880	624,860	3,306	5,895,210	31,186	34.38	30.62		
12/14/2009	4,332,000	297,790	4,629,790	24,492	700,020	3,703	5,329,810	28,195	38.75	26.25		
12/15/2009	3,605,440	244,120	3,849,560	20,364	622,790	3,295	4,472,350	23,659	44.08	20.92		
12/16/2009	3,127,920	217,400	3,345,320	17,697	630,290	3,334	3,975,610	21,031	48.92	16.08		
12/17/2009	3,068,160	238,060	3,306,220	17,490	619,060	3,275	3,925,280	20,765	47.21	17.79		
12/18/2009	2,724,340	185,760	2,910,100	15,394	629,810	3,332	3,539,910	18,726	48.08	16.92		
12/19/2009	2,929,800	153,880	3,083,680	16,313	586,720	3,104	3,670,400	19,416	45.54	19.46		
12/20/2009	2,480,300	160,540	2,640,840	13,970	521,790	2,760	3,162,630	16,730	50.17	14.83		
12/21/2009	3,675,980	286,060	3,962,040	20,959	658,080	3,481	4,620,120	24,440	44.17	20.83		
12/22/2009	4,137,600	303,250	4,440,850	23,492	672,890	3,560	5,113,740	27,052	38.25	26.75		
12/23/2009	4,277,140	310,030	4,587,170	24,266	565,920	2,994	5,153,090	27,260	38.13	26.87		
12/24/2009	4,545,150	285,820	4,830,970	25,556	490,150	2,593	5,321,120	28,149	36.13	28.87		
12/25/2009	4,452,700	211,690	4,664,390	24,675	462,000	2,444	5,126,390	27,119	36.83	28.17		
12/26/2009	4,304,700	197,630	4,502,330	23,817	458,270	2,424	4,960,600	26,242	44.17	20.83		
12/27/2009	4,427,690	270,290	4,697,980	24,852	504,970	2,671	5,202,950	27,524	37.29	27.71		
12/28/2009	4,244,730	326,650	4,571,380	24,183	573,230	3,032	5,144,610	27,215	41.25	23.75		
12/29/2009	4,562,590	317,580	4,880,170	25,816	578,250	3,059	5,458,400	28,875	36.54	28.46		
12/30/2009	3,912,200	265,330	4,056,530	21,459	516,820	2,734	4,573,350	24,193	41.58	23.42		
12/31/2009	3,572,350	218,520	3,790,870	20,054	461,080	2,439	4,251,950	22,493	42.63	22.37		
12/1/2010	3,576,560	281,730	3,858,290	20,410	582,760	3,083	4,441,050	23,493	42.88	22.12		
12/2/2010	3,720,620	283,780	4,004,400	21,183	625,180	3,307	4,629,580	24,490	39.54	25.46		
12/3/2010	3,874,900	249,280	4,124,180	21,817	598,840	3,168	4,723,020	24,985	41.42	23.58		
12/4/2010	4,148,460	199,510	4,347,970	23,001	514,780	2,723	4,862,750	25,724	40.00	25.00		
12/5/2010	3,960,120	249,470	4,209,590	22,269	519,760	2,750	4,729,350	25,018	43.83	21.17		

Date	Firm Sales Volumes (Therms)	Interruptible Sales Volumes (Therms)	Total Sales Volumes (Therms)	Total Sales Emissions (mtCO ₂ e)	Transportation Volumes (Therms)	Transportation Emissions (mtCO ₂ e)	Total Volumes (Therms)	Total Emissions (mtCO ₂ e)	Average Daily Temp. (°F)	HDD65
12/6/2010	3,561,300	274,870	3,836,170	20,293	573,300	3,033	4,409,470	23,326	44.50	20.50
12/7/2010	2,986,980	238,280	3,225,260	17,062	566,840	2,999	3,792,100	20,060	49.00	16.00
12/8/2010	2,822,240	237,300	3,059,540	16,185	623,760	3,300	3,683,300	19,485	49.79	15.21
12/9/2010	3,118,590	259,640	3,378,230	17,871	626,210	3,313	4,004,440	21,183	46.13	18.87
12/10/2010	3,302,830	232,130	3,534,960	18,700	568,450	3,007	4,103,410	21,707	44.46	20.54
12/11/2010	3,299,740	157,790	3,457,530	18,290	503,960	2,666	3,961,490	20,956	42.79	22.21
12/12/2010	2,404,790	151,300	2,356,090	12,464	522,310	2,763	2,878,400	15,227	53.58	11.42
12/13/2010	2,883,970	240,440	2,724,410	14,412	606,130	3,206	3,330,540	17,619	50.33	14.67
12/14/2010	3,890,890	291,640	4,182,530	22,126	655,410	3,467	4,837,940	25,593	41.58	23.42
12/15/2010	3,893,030	287,860	4,180,890	22,117	630,210	3,334	4,811,100	25,451	41.00	24.00
12/16/2010	3,919,490	294,900	4,214,390	22,294	624,930	3,306	4,839,320	25,600	42.46	22.54
12/17/2010	4,011,320	246,930	4,258,250	22,526	580,960	3,073	4,839,210	25,599	43.67	21.33
12/18/2010	4,152,870	199,200	4,352,070	23,022	510,620	2,701	4,862,690	25,724	41.63	23.37
12/19/2010	3,967,350	249,630	4,216,980	22,308	529,960	2,803	4,746,940	25,111	39.79	25.21
12/20/2010	4,050,590	295,620	4,346,210	22,991	593,090	3,137	4,939,300	26,129	41.25	23.75
12/21/2010	3,365,580	231,980	3,597,560	19,031	561,670	2,971	4,159,230	22,002	47.29	17.71
12/22/2010	3,366,900	252,360	3,619,260	19,146	551,830	2,919	4,171,090	22,065	44.92	20.08
12/23/2010	3,399,520	239,210	3,638,730	19,249	473,980	2,507	4,112,710	21,756	44.13	20.87
12/24/2010	2,940,070	174,000	3,114,070	16,473	381,300	2,017	3,495,370	18,491	47.21	17.79
12/25/2010	2,716,940	127,220	2,844,160	15,046	352,510	1,865	3,196,670	16,910	47.38	17.62
12/26/2010	3,912,770	246,900	4,159,670	22,005	457,740	2,421	4,617,410	24,426	41.21	23.79
12/27/2010	3,770,400	268,580	4,038,980	21,366	520,560	2,754	4,559,540	24,120	40.96	24.04
12/28/2010	3,781,660	283,760	4,065,420	21,506	575,350	3,044	4,640,770	24,550	42.96	22.04
12/29/2010	4,836,150	344,360	5,180,510	27,405	580,970	3,073	5,761,480	30,478	35.96	29.04
12/30/2010	5,680,610	393,000	6,073,610	32,129	582,300	3,080	6,655,910	35,210	31.67	33.33
12/31/2010	6,076,860	335,260	6,412,120	33,920	535,190	2,831	6,947,310	36,751	28.83	36.17
12/1/2011	4,483,300	304,250	4,787,550	25,326	785,080	4,153	5,572,630	29,479	36.46	28.54
12/2/2011	4,370,530	255,930	4,626,460	24,474	720,560	3,812	5,347,020	28,286	38.67	26.33
12/3/2011	4,505,250	205,940	4,711,190	24,922	638,790	3,379	5,349,980	28,301	36.50	28.50
12/4/2011	4,501,350	283,640	4,784,990	25,313	627,660	3,320	5,412,650	28,633	38.13	26.87
12/5/2011	5,026,580	346,460	5,373,040	28,423	792,950	4,195	6,165,990	32,618	35.13	29.87
12/6/2011	4,713,170	318,560	5,031,730	26,618	779,740	4,125	5,811,470	30,743	34.33	30.67
12/7/2011	4,349,440	296,990	4,646,430	24,580	705,380	3,731	5,351,810	28,311	37.58	27.42
12/8/2011	4,781,660	324,340	5,106,000	27,011	760,350	4,022	5,866,350	31,033	36.83	28.17
12/9/2011	5,042,190	282,920	5,325,110	28,170	714,610	3,780	6,039,720	31,950	32.92	32.08
12/10/2011	4,582,360	212,390	4,794,750	25,364	562,410	2,975	5,357,160	28,339	37.17	27.83
12/11/2011	4,524,220	278,590	4,802,810	25,407	610,830	3,231	5,413,640	28,638	37.88	27.12
12/12/2011	5,301,420	369,400	5,670,820	29,999	783,710	4,146	6,454,530	34,144	33.17	31.83
12/13/2011	4,965,070	331,570	5,296,640	28,019	766,110	4,053	6,062,750	32,072	33.88	31.12
12/14/2011	4,606,020	301,250	4,907,270	25,959	735,930	3,893	5,643,200	29,853	37.04	27.96
12/15/2011	3,857,640	261,760	4,119,400	21,792	696,610	3,685	4,816,010	25,477	40.96	24.04
12/16/2011	3,518,230	222,940	3,741,170	19,791	645,440	3,414	4,386,610	23,205	44.83	20.17
12/17/2011	3,569,340	171,500	3,740,840	19,789	595,380	3,150	4,336,220	22,939	41.92	23.08
12/18/2011	3,573,180	226,770	3,799,950	20,102	613,470	3,245	4,413,420	23,347	42.92	22.08
12/19/2011	3,718,760	275,270	3,994,030	21,128	757,810	4,009	4,751,840	25,137	40.58	24.42
12/20/2011	3,860,860	279,640	4,140,500	21,903	712,400	3,769	4,852,900	25,672	41.54	23.46
12/21/2011	4,575,720	325,300	4,901,020	25,926	744,440	3,938	5,645,460	29,864	38.38	26.62
12/22/2011	4,964,920	327,810	5,292,730	27,999	760,010	4,020	6,052,740	32,019	31.79	33.21
12/23/2011	3,457,360	204,820	3,662,180	19,373	591,100	3,127	4,253,280	22,500	42.46	22.54

Date	Firm		Interruptible		Total Sales		Transportation		Total		Average Daily Temp. (°F)	HDD65
	Sales Volumes (Therms)	Sales Volumes (Therms)	Sales Volumes (Therms)	Sales Volumes (Therms)	Total Sales Emissions (mtCO ₂ e)	Total Sales Volumes (Therms)	Transportation Emissions (mtCO ₂ e)	Transportation Volumes (Therms)	Total Emissions (mtCO ₂ e)	Total Volumes (Therms)		
12/24/2011	2,957,150	148,600	3,105,750	16,429	455,010	2,407	3,560,760	18,836	46.96	18,04		
12/25/2011	3,496,010	221,850	3,717,860	19,667	485,610	2,569	4,203,470	22,236	43.38	21.62		
12/26/2011	3,793,270	273,870	4,067,140	21,515	544,870	2,882	4,612,010	24,398	40.75	24.25		
12/27/2011	3,052,190	206,120	3,258,310	17,236	535,030	2,830	3,793,340	20,067	45.92	19.08		
12/28/2011	2,696,860	198,050	2,894,910	15,314	490,780	2,596	3,385,690	17,910	51.25	13.75		
12/29/2011	3,150,180	235,610	3,385,790	17,911	539,920	2,856	3,925,710	20,767	45.88	19.12		
12/30/2011	3,828,960	236,550	4,065,510	21,507	543,620	2,876	4,609,130	24,382	43.50	21.50		
12/31/2011	4,248,200	185,920	4,434,120	23,456	476,650	2,521	4,910,770	25,978	38.38	26.62		
12/1/2012	2,780,310	150,030	2,930,340	15,501	465,950	2,465	3,396,290	17,966	49.67	15.33		
12/2/2012	3,230,920	204,720	3,435,640	18,175	524,160	2,773	3,959,800	20,947	46.08	18.92		
12/3/2012	3,098,500	235,140	3,333,640	17,635	605,580	3,204	3,939,220	20,838	47.00	18.00		
12/4/2012	3,045,850	228,060	3,273,910	17,319	641,470	3,393	3,915,380	20,712	48.63	16.37		
12/5/2012	3,563,620	261,870	3,825,490	20,237	664,290	3,514	4,489,780	23,751	43.79	21.21		
12/6/2012	3,726,400	257,350	3,983,750	21,074	713,320	3,773	4,697,070	24,848	43.38	21.62		
12/7/2012	3,881,760	231,430	4,113,190	21,759	656,020	3,470	4,769,210	25,229	42.83	22.17		
12/8/2012	4,010,360	193,370	4,203,730	22,238	606,620	3,209	4,810,350	25,447	40.13	24.87		
12/9/2012	3,829,340	227,470	4,056,810	21,461	606,390	3,208	4,663,200	24,197	40.63	24.37		
12/10/2012	3,613,180	264,850	3,878,030	20,515	696,010	3,682	4,574,040	24,197	43.33	21.67		
12/11/2012	3,681,150	262,260	3,943,410	20,861	699,490	3,700	4,642,900	24,561	43.42	21.58		
12/12/2012	3,781,910	277,670	4,059,580	21,475	740,600	3,918	4,800,180	25,393	42.17	22.83		
12/13/2012	3,858,940	282,190	4,141,130	21,907	739,740	3,913	4,880,870	25,820	40.75	24.25		
12/14/2012	4,268,060	259,890	4,527,950	23,953	707,100	3,741	5,235,050	27,693	39.04	25.96		
12/15/2012	4,536,460	201,940	4,738,400	25,066	637,980	3,375	5,376,380	28,441	37.25	27.75		
12/16/2012	4,153,070	228,390	4,381,460	23,178	631,450	3,340	5,012,910	26,518	39.79	25.21		
12/17/2012	4,543,210	313,930	4,857,140	25,694	764,460	4,044	5,621,600	29,738	40.92	24.08		
12/18/2012	4,911,870	322,830	5,234,700	27,692	791,300	4,186	6,026,000	31,878	35.71	29.29		
12/19/2012	4,371,690	283,830	4,655,520	24,628	752,120	3,979	5,407,640	28,606	40.83	24.17		
12/20/2012	4,538,090	316,410	4,854,500	25,680	670,680	3,548	5,525,180	29,228	40.50	24.50		
12/21/2012	4,281,770	253,730	4,535,500	23,993	644,120	3,407	5,179,620	27,400	39.04	25.96		
12/22/2012	3,798,520	179,050	3,977,570	21,041	526,780	2,787	4,504,350	23,828	42.79	22.21		
12/23/2012	3,784,310	241,110	4,025,420	21,294	502,360	2,657	4,527,780	23,952	41.13	23.87		
12/24/2012	3,873,340	262,260	4,135,600	21,877	423,570	2,241	4,559,170	24,118	39.83	25.17		
12/25/2012	3,986,910	239,560	4,226,470	22,358	411,600	2,177	4,638,070	24,535	39.79	25.21		
12/26/2012	3,899,070	273,440	4,172,510	22,073	543,640	2,876	4,716,150	24,948	41.42	23.58		
12/27/2012	3,899,400	275,100	4,174,500	22,083	566,050	2,994	4,740,550	25,078	41.71	23.29		
12/28/2012	3,807,510	238,500	4,046,010	21,403	556,430	2,944	4,602,440	24,347	41.83	23.17		
12/29/2012	4,155,900	203,050	4,358,950	23,059	557,980	2,952	4,916,930	26,011	39.17	25.83		
12/30/2012	4,611,020	286,340	4,897,360	25,907	540,510	2,859	5,437,870	28,766	35.79	29.21		
12/31/2012	5,116,300	300,150	5,416,450	28,653	509,910	2,697	5,926,360	31,350	34.13	30.87		
12/1/2013	2,977,810	207,240	3,185,050	16,849	501,090	2,651	3,686,140	19,500	52.63	12.37		
12/2/2013	4,282,010	328,980	4,610,990	24,392	718,850	3,803	5,329,840	28,195	40.96	24.04		
12/3/2013	5,349,730	365,960	5,715,690	30,236	766,840	4,057	6,482,530	34,293	36.21	28.79		
12/4/2013	5,949,050	375,560	6,324,610	33,457	806,040	4,264	7,130,650	37,721	32.92	32.08		
12/5/2013	6,478,460	362,920	6,841,380	36,191	811,500	4,293	7,652,880	40,484	30.13	34.87		
12/6/2013	6,895,150	319,540	7,214,690	38,166	797,120	4,217	8,011,810	42,382	29.00	36.00		
12/7/2013	7,355,860	260,750	7,616,610	40,292	716,750	3,792	8,333,360	44,083	25.33	39.67		
12/8/2013	6,900,360	334,090	7,234,450	38,270	708,460	3,748	7,942,910	42,018	27.38	37.62		
12/9/2013	6,239,420	362,560	6,601,980	34,924	839,490	4,441	7,441,470	39,365	30.25	34.75		
12/10/2013	5,280,820	327,750	5,608,570	29,669	758,030	4,010	6,366,600	33,679	36.67	28.33		

Date	Firm Sales Volumes (Therms)		Interruptible Sales Volumes (Therms)		Total Sales Volumes (Therms)		Total Sales Emissions (mtCO ₂ e)		Transportation Volumes (Therms)		Transportation Emissions (mtCO ₂ e)		Total Volumes (Therms)		Total Emissions (mtCO ₂ e)		Average Daily Temp. (°F)		HDD65
	Sales Volumes (Therms)	Interruptible Sales Volumes (Therms)	Total Sales Volumes (Therms)	Total Sales Emissions (mtCO ₂ e)	Transportation Volumes (Therms)	Transportation Emissions (mtCO ₂ e)	Total Volumes (Therms)	Total Emissions (mtCO ₂ e)	Transportation Volumes (Therms)	Transportation Emissions (mtCO ₂ e)	Total Volumes (Therms)	Total Emissions (mtCO ₂ e)	Average Daily Temp. (°F)	HDD65					
12/11/2013	5,264,710	344,950	5,609,660	29,675	803,040	4,248	6,412,700	33,923	38.00	27.00									
12/12/2013	4,681,230	303,190	4,984,420	26,368	752,330	3,980	5,736,750	30,347	38.08	26.92									
12/13/2013	3,466,260	211,900	3,678,160	19,457	646,710	3,421	4,324,870	22,879	46.58	18.42									
12/14/2013	3,393,580	164,950	3,558,530	18,825	570,210	3,016	4,128,740	21,841	46.33	18.67									
12/15/2013	2,981,310	199,940	3,181,250	16,829	539,580	2,854	3,720,830	19,683	49.38	15.62									
12/16/2013	3,594,400	283,500	3,877,900	20,514	705,980	3,735	4,583,880	24,249	45.21	19.79									
12/17/2013	3,836,150	277,630	4,113,780	21,762	690,250	3,651	4,804,030	25,413	42.79	22.21									
12/18/2013	4,356,090	312,220	4,668,310	24,695	754,550	3,991	5,422,840	28,687	42.42	22.58									
12/19/2013	5,278,190	349,410	5,627,600	29,770	793,160	4,196	6,420,760	33,966	36.46	28.54									
12/20/2013	4,693,330	264,930	4,958,260	26,229	655,000	3,465	5,613,260	29,694	38.92	26.08									
12/21/2013	3,599,890	172,320	3,772,210	19,955	541,840	2,866	4,314,050	22,821	45.00	20.00									
12/22/2013	3,031,590	182,940	3,214,530	17,005	490,670	2,596	3,705,200	19,601	49.13	15.87									
12/23/2013	3,207,570	256,690	3,464,260	18,326	533,400	2,822	3,997,660	21,148	49.42	15.58									
12/24/2013	3,962,520	305,080	4,267,600	22,576	491,940	2,602	4,759,540	25,178	42.13	22.87									
12/25/2013	4,291,320	318,660	4,609,980	24,387	455,340	2,409	5,065,320	26,796	38.42	26.58									
12/26/2013	4,482,980	321,950	4,804,930	25,418	652,180	3,450	5,457,110	28,868	38.17	26.83									
12/27/2013	4,010,130	236,530	4,246,660	22,465	602,090	3,185	4,848,750	25,650	40.71	24.29									
12/28/2013	3,757,790	181,750	3,939,540	20,840	583,470	3,087	4,523,010	23,927	43.92	21.08									
12/29/2013	4,049,950	246,270	4,296,220	22,727	525,180	2,778	4,821,400	25,505	40.71	24.29									
12/30/2013	3,910,490	273,110	4,183,600	22,131	602,280	3,186	4,785,880	25,317	42.92	22.08									
12/31/2013	3,569,660	263,480	3,833,140	20,277	489,470	2,589	4,322,610	22,867	45.08	19.92									
12/1/2014	6,205,010	177,440	6,382,450	33,763	831,750	4,400	7,214,200	38,163	32.17	32.83									
12/2/2014	5,666,920	205,420	5,872,340	31,065	796,740	4,215	6,669,080	35,279	33.79	31.21									
12/3/2014	4,734,400	208,400	4,942,800	26,147	776,400	4,107	5,719,200	30,255	39.83	25.17									
12/4/2014	3,839,030	210,470	4,049,500	21,422	678,840	3,591	4,728,340	25,013	42.88	22.12									
12/5/2014	3,019,160	210,260	3,229,420	17,084	619,830	3,279	3,849,250	20,363	49.25	15.75									
12/6/2014	2,791,530	187,940	2,979,470	15,761	507,510	2,685	3,486,980	18,446	49.04	15.96									
12/7/2014	2,843,880	159,080	3,002,960	15,886	499,710	2,643	3,502,670	18,529	51.46	13.54									
12/8/2014	2,556,420	183,770	2,740,190	14,496	587,930	3,110	3,328,120	17,606	51.79	13.21									
12/9/2014	1,969,850	208,120	2,177,970	11,521	546,660	2,892	2,724,630	14,413	56.21	8.79									
12/10/2014	2,171,540	208,590	2,380,130	12,591	625,820	3,311	3,005,950	15,901	56.29	8.71									
12/11/2014	2,774,250	207,570	2,981,820	15,774	661,520	3,499	3,643,340	19,273	51.88	13.12									
12/12/2014	2,840,750	209,680	3,050,430	16,137	688,270	3,641	3,738,700	19,778	48.58	16.42									
12/13/2014	3,459,370	183,370	3,642,740	19,270	608,920	3,221	4,251,660	22,491	44.79	20.21									
12/14/2014	4,103,790	157,480	4,261,270	22,542	617,890	3,269	4,879,160	25,811	44.17	20.83									
12/15/2014	3,459,380	184,910	3,644,290	19,278	686,700	3,633	4,330,990	22,911	49.29	15.71									
12/16/2014	3,402,660	213,470	3,616,130	19,129	670,240	3,546	4,286,370	22,675	48.17	16.83									
12/17/2014	3,315,110	214,660	3,529,770	18,672	675,230	3,572	4,205,000	22,244	46.17	18.83									
12/18/2014	3,151,430	213,350	3,364,780	17,800	678,990	3,592	4,043,770	21,392	46.50	18.50									
12/19/2014	2,976,630	211,670	3,188,300	16,866	668,400	3,536	3,856,700	20,402	48.08	16.92									
12/20/2014	2,753,820	189,400	2,943,220	15,570	590,050	3,121	3,533,270	18,691	48.25	16.75									
12/21/2014	2,573,050	163,960	2,737,010	14,479	527,240	2,789	3,264,250	17,268	51.42	13.58									
12/22/2014	3,236,450	188,060	3,424,510	18,116	629,700	3,331	4,054,210	21,447	46.83	18.17									
12/23/2014	3,257,180	197,070	3,454,250	18,273	589,680	3,119	4,043,930	21,392	46.17	18.83									
12/24/2014	3,618,910	196,820	3,815,730	20,185	477,100	2,524	4,292,830	22,709	41.29	23.71									
12/25/2014	3,588,300	197,960	3,786,260	20,029	412,640	2,183	4,198,900	22,212	41.00	24.00									
12/26/2014	3,880,720	215,710	4,096,430	21,670	570,390	3,017	4,666,820	24,687	38.79	26.21									
12/27/2014	3,589,930	195,180	3,785,110	20,023	513,980	2,719	4,299,090	22,742	44.29	20.71									
12/28/2014	4,048,070	168,330	4,216,400	22,305	546,130	2,889	4,762,530	25,194	40.83	24.17									

Date	Firm		Interruptible		Total Sales		Transportation		Total		Average Daily Temp. (°F)	HDD65
	Sales Volumes (Therms)	Sales Volumes (Therms)	Sales Volumes (Therms)	Sales Volumes (Therms)	Volumes (Therms)	Emissions (mtCO ₂ e)	Volumes (Therms)	Emissions (mtCO ₂ e)	Volumes (Therms)	Emissions (mtCO ₂ e)		
12/29/2014	5,157,790	192,530	5,350,320	28,303	705,630	3,733	6,055,950	32,036	37.88	27.12		
12/30/2014	6,066,800	214,660	6,281,460	33,229	710,780	3,760	6,992,240	36,989	31.96	33.04		
12/31/2014	5,905,030	213,350	6,118,380	32,356	600,770	3,178	6,719,150	35,544	32.21	32.79		
12/1/2015	3,856,600	199,270	4,055,870	21,456	739,870	3,914	4,795,740	25,369	43.17	21.83		
12/2/2015	3,406,130	202,150	3,608,280	19,088	728,050	3,851	4,336,330	22,939	45.50	19.50		
12/3/2015	2,968,090	199,290	3,167,380	16,755	671,010	3,550	3,838,390	20,305	49.75	15.25		
12/4/2015	3,212,020	174,750	3,386,770	17,916	720,670	3,812	4,107,440	21,728	46.75	18.25		
12/5/2015	3,345,920	148,410	3,494,330	18,485	613,270	3,244	4,107,600	21,729	45.92	19.08		
12/6/2015	2,838,590	172,700	3,031,290	16,036	587,140	3,106	3,618,430	19,141	50.00	15.00		
12/7/2015	2,975,840	204,440	3,180,280	16,824	682,780	3,612	3,863,060	20,436	48.54	16.46		
12/8/2015	2,262,400	204,170	2,466,570	13,048	647,660	3,426	3,114,230	16,474	54.54	10.46		
12/9/2015	2,925,360	206,250	3,131,610	16,566	765,210	4,048	3,896,820	20,614	49.79	15.21		
12/10/2015	3,537,970	200,750	3,738,720	19,778	808,450	4,277	4,547,170	24,055	47.63	17.37		
12/11/2015	3,521,000	179,460	3,700,460	19,575	721,040	3,814	4,421,500	23,390	44.25	20.75		
12/12/2015	3,730,530	145,710	3,876,240	20,505	606,030	3,206	4,482,270	23,711	44.42	20.58		
12/13/2015	3,899,350	172,630	4,071,980	21,541	602,260	3,186	4,674,240	24,727	44.42	20.58		
12/14/2015	4,373,850	204,350	4,578,200	24,219	794,090	4,201	5,372,290	28,419	41.21	23.79		
12/15/2015	4,454,270	206,430	4,660,700	24,655	799,180	4,228	5,459,880	28,883	38.75	26.25		
12/16/2015	4,500,980	204,680	4,705,660	24,893	798,900	4,226	5,504,560	29,119	40.08	24.92		
12/17/2015	4,379,310	207,600	4,586,910	24,265	786,350	4,160	5,373,260	28,425	40.58	24.42		
12/18/2015	3,947,150	186,510	4,133,660	21,867	721,500	3,817	4,855,160	25,684	43.46	21.54		
12/19/2015	3,823,850	157,200	3,981,050	21,060	625,430	3,309	4,606,480	24,368	42.46	22.54		
12/20/2015	3,979,860	179,480	4,159,340	22,003	614,180	3,249	4,773,520	25,252	43.13	21.87		
12/21/2015	4,492,310	207,420	4,699,730	24,862	743,580	3,934	5,443,310	28,795	39.71	25.29		
12/22/2015	4,348,000	207,620	4,555,620	24,099	730,100	3,862	5,285,720	27,961	41.04	23.96		
12/23/2015	4,731,250	206,790	4,938,040	26,122	653,690	3,458	5,591,730	29,580	39.17	25.83		
12/24/2015	4,338,290	190,810	4,529,100	23,959	496,480	2,626	5,025,580	26,585	39.33	25.67		
12/25/2015	4,360,680	163,890	4,524,570	23,935	474,860	2,512	4,999,430	26,447	37.58	27.42		
12/26/2015	4,789,730	156,670	4,946,400	26,166	558,020	2,952	5,504,420	29,118	36.67	28.33		
12/27/2015	4,756,650	173,900	4,930,550	26,083	613,360	3,245	5,543,910	29,327	37.33	27.67		
12/28/2015	4,591,070	206,630	4,797,700	25,380	723,590	3,828	5,521,290	29,208	38.25	26.75		
12/29/2015	5,012,560	207,380	5,219,940	27,613	734,620	3,886	5,954,560	31,500	38.42	26.58		
12/30/2015	5,808,280	206,650	6,014,930	31,819	728,420	3,853	6,743,350	35,672	34.42	30.58		
12/31/2015	5,939,490	203,980	6,143,470	32,499	608,610	3,220	6,752,080	35,719	34.92	30.08		
12/1/2016	3,685,510	199,190	3,884,700	20,550	753,260	3,985	4,637,960	24,535	43.58	21.42		
12/2/2016	3,408,020	177,660	3,585,680	18,968	712,500	3,769	4,298,180	22,737	45.71	19.29		
12/3/2016	3,466,890	144,820	3,611,710	19,106	637,040	3,370	4,248,750	22,476	45.75	19.25		
12/4/2016	4,301,010	166,980	4,467,990	23,636	672,190	3,556	5,140,180	27,192	40.25	24.75		
12/5/2016	5,114,280	200,460	5,314,740	28,115	809,110	4,280	6,123,850	32,395	36.17	28.83		
12/6/2016	5,536,230	201,950	5,738,180	30,355	844,790	4,469	6,582,970	34,824	34.83	30.17		
12/7/2016	6,245,560	204,430	6,449,990	34,120	903,460	4,779	7,353,450	38,900	32.42	32.58		
12/8/2016	6,038,950	202,880	6,241,830	33,019	864,740	4,574	7,106,570	37,594	33.50	31.50		
12/9/2016	5,415,850	179,000	5,594,850	29,597	815,200	4,312	6,410,050	33,909	33.63	31.37		
12/10/2016	4,537,760	144,330	4,682,090	24,768	692,330	3,662	5,374,420	28,431	40.21	24.79		
12/11/2016	4,498,270	170,480	4,668,750	24,698	702,980	3,719	5,371,730	28,416	40.63	24.37		
12/12/2016	4,625,820	198,250	4,824,070	25,519	832,360	4,403	5,656,430	29,923	39.38	25.62		
12/13/2016	5,469,010	202,460	5,671,470	30,002	888,900	4,702	6,560,370	34,704	35.71	29.29		
12/14/2016	5,919,050	205,040	6,124,090	32,396	918,900	4,861	7,042,990	37,257	33.25	31.75		
12/15/2016	5,670,030	204,710	5,874,740	31,077	884,550	4,679	6,759,290	35,757	34.21	30.79		

Date	Firm Sales Volumes (Therms)		Interruptible Sales Volumes (Therms)		Total Sales Volumes (Therms)		Total Sales Emissions (mtCO ₂ e)		Transportation Volumes (Therms)		Transportation Emissions (mtCO ₂ e)		Total Volumes (Therms)		Total Emissions (mtCO ₂ e)		Average Daily Temp. (°F)		HDD65
	Sales Volumes (Therms)	Interruptible Sales Volumes (Therms)	Total Sales Volumes (Therms)	Total Sales Emissions (mtCO ₂ e)	Transportation Volumes (Therms)	Transportation Emissions (mtCO ₂ e)	Total Volumes (Therms)	Total Emissions (mtCO ₂ e)	Transportation Volumes (Therms)	Transportation Emissions (mtCO ₂ e)	Total Volumes (Therms)	Total Emissions (mtCO ₂ e)	Average Daily Temp. (°F)	HDD65					
12/16/2016	6,601,920	178,380	6,780,300	35,868	865,180	4,577	7,645,480	40,445	30.08	34.92									
12/17/2016	6,468,940	151,250	6,620,190	35,021	769,650	4,071	7,389,840	39,092	28.33	36.67									
12/18/2016	5,326,790	177,010	5,503,800	29,115	736,670	3,897	6,240,470	33,012	34.00	31.00									
12/19/2016	4,251,950	208,400	4,460,350	23,595	803,940	4,253	5,264,290	27,848	41.42	23.58									
12/20/2016	3,954,070	207,890	4,161,960	22,017	853,730	4,516	5,015,690	26,533	45.54	19.46									
12/21/2016	4,592,090	206,960	4,799,050	25,387	840,630	4,447	5,639,680	29,834	40.21	24.79									
12/22/2016	4,535,550	207,660	4,743,210	25,092	756,160	4,000	5,499,370	29,092	38.92	26.08									
12/23/2016	4,757,940	181,920	4,939,860	26,132	665,380	3,520	5,605,240	29,652	37.00	28.00									
12/24/2016	4,684,060	136,340	4,820,400	25,500	497,830	2,634	5,318,230	28,133	36.92	28.08									
12/25/2016	4,852,790	155,940	5,008,730	26,496	468,040	2,476	5,476,770	28,972	35.71	29.29									
12/26/2016	4,791,520	210,410	5,001,930	26,460	553,700	2,929	5,555,630	29,389	37.58	27.42									
12/27/2016	4,571,190	203,190	4,774,380	25,256	649,760	3,437	5,424,140	28,694	41.33	23.67									
12/28/2016	4,269,430	206,830	4,476,260	23,679	669,130	3,540	5,145,390	27,219	41.38	23.62									
12/29/2016	4,200,490	207,230	4,407,720	23,317	641,160	3,392	5,048,880	26,709	42.25	22.75									
12/30/2016	4,710,250	182,020	4,892,270	25,880	591,870	3,131	5,484,140	29,011	39.67	25.33									
12/31/2016	5,274,070	148,170	5,422,240	28,684	492,030	2,603	5,914,270	31,286	34.08	30.92									
12/1/2017	3,788,660	158,920	3,947,580	20,883	655,780	3,469	4,603,360	24,352	44.13	20.87									
12/2/2017	3,865,330	132,910	3,998,240	21,151	556,600	2,944	4,554,840	24,095	42.42	22.58									
12/3/2017	4,162,710	153,260	4,315,970	22,831	606,480	3,208	4,922,450	26,040	41.88	23.12									
12/4/2017	4,923,790	181,510	5,105,300	27,007	826,790	4,374	5,932,090	31,381	38.21	26.79									
12/5/2017	5,058,700	185,100	5,243,800	27,740	819,540	4,335	6,063,340	32,075	37.96	27.04									
12/6/2017	4,636,760	186,140	4,822,900	25,513	793,740	4,199	5,616,640	29,712	42.13	22.87									
12/7/2017	4,895,690	187,450	5,083,140	26,890	793,810	4,199	5,876,950	31,089	41.13	23.87									
12/8/2017	5,248,060	162,610	5,410,670	28,622	800,750	4,236	6,211,420	32,858	34.58	30.42									
12/9/2017	5,016,400	134,200	5,150,600	27,247	677,150	3,382	5,827,750	30,829	36.33	28.67									
12/10/2017	4,952,970	152,750	5,105,720	27,009	664,620	3,516	5,770,340	30,525	40.67	24.33									
12/11/2017	5,147,350	183,560	5,330,910	28,201	826,220	4,371	6,157,130	32,571	38.04	26.96									
12/12/2017	4,873,000	182,300	5,055,300	26,746	832,480	4,404	5,888,380	31,150	39.96	25.04									
12/13/2017	4,592,660	186,090	4,778,750	25,280	810,240	4,286	5,588,990	29,566	41.92	23.08									
12/14/2017	4,512,200	188,070	4,700,270	24,864	828,500	4,383	5,528,770	29,247	41.92	23.08									
12/15/2017	4,317,030	166,130	4,483,160	23,716	772,370	4,086	5,255,530	27,802	41.04	23.96									
12/16/2017	3,996,720	135,020	4,131,740	21,857	630,820	3,337	4,762,560	25,194	41.92	23.08									
12/17/2017	3,449,700	159,300	3,609,000	19,092	618,220	3,270	4,227,220	22,362	46.67	18.33									
12/18/2017	3,671,440	189,530	3,860,970	20,425	756,230	4,000	4,617,200	24,425	45.88	19.12									
12/19/2017	4,188,240	191,250	4,379,490	23,168	758,900	4,015	5,138,390	27,182	42.83	22.17									
12/20/2017	5,251,330	190,670	5,442,000	28,788	840,040	4,444	6,282,040	33,232	38.63	26.37									
12/21/2017	5,293,970	189,470	5,483,440	29,007	846,500	4,478	6,329,940	33,485	35.38	29.62									
12/22/2017	5,084,300	167,700	5,252,000	27,783	766,390	4,054	6,018,390	31,837	37.38	27.62									
12/23/2017	5,842,730	138,020	5,980,750	31,638	646,400	3,419	6,627,150	35,058	33.00	32.00									
12/24/2017	5,661,320	145,600	5,806,920	30,719	521,820	2,760	6,328,740	33,479	33.33	31.67									
12/25/2017	5,350,940	169,340	5,520,280	29,202	527,860	2,792	6,048,140	31,995	33.21	31.79									
12/26/2017	5,485,800	193,280	5,679,080	30,042	711,040	3,761	6,390,120	33,804	34.79	30.21									
12/27/2017	5,041,970	186,900	5,228,870	27,661	712,310	3,768	5,941,180	31,429	36.75	28.25									
12/28/2017	3,829,230	189,190	4,018,420	21,257	664,180	3,514	4,682,600	24,771	44.38	20.62									
12/29/2017	3,486,770	168,250	3,655,020	19,335	667,130	3,529	4,322,150	22,864	47.75	17.25									
12/30/2017	4,055,160	138,890	4,194,050	22,187	631,840	3,342	4,825,890	25,529	43.58	21.42									
12/31/2017	5,061,540	158,690	5,220,230	27,615	574,340	3,038	5,794,570	30,653	36.75	28.25									
12/1/2018	3,746,530	131,470	3,878,000	20,515	666,170	3,524	4,544,170	24,039	43.13	21.87									
12/2/2018	4,054,620	156,120	4,210,740	22,275	646,420	3,420	4,857,160	25,694	43.21	21.79									

Date	Firm		Interruptible		Total Sales		Transportation		Total		Average Daily Temp. (°F)	HDD65
	Sales Volumes (Therms)	Sales Volumes (Therms)	Sales Volumes (Therms)	Emissions (mtCO ₂ e)	Volumes (Therms)	Emissions (mtCO ₂ e)	Volumes (Therms)	Emissions (mtCO ₂ e)	Volumes (Therms)	Emissions (mtCO ₂ e)		
12/3/2018	4,946,980	185,100	5,132,080	27,149	795,580	4,209	5,927,660	31,357	39.63	25.37		
12/4/2018	5,398,520	187,220	5,585,740	29,549	817,760	4,326	6,403,500	33,875	38.00	27.00		
12/5/2018	5,634,520	191,270	5,825,790	30,818	812,220	4,297	6,638,010	35,115	38.17	26.83		
12/6/2018	5,725,410	190,970	5,916,380	31,298	806,670	4,267	6,723,050	35,565	39.25	25.75		
12/7/2018	5,114,980	168,980	5,283,960	27,952	684,470	3,621	5,968,430	31,573	39.75	25.25		
12/8/2018	4,314,010	136,560	4,450,570	23,544	514,500	2,722	4,965,070	26,265	43.29	21.71		
12/9/2018	4,121,990	159,610	4,281,600	22,650	533,520	2,822	4,815,120	25,472	44.46	20.54		
12/10/2018	3,922,220	186,000	3,978,220	21,045	625,120	3,307	4,603,340	24,352	45.13	19.87		
12/11/2018	3,804,260	189,490	3,993,750	21,127	626,390	3,314	4,620,140	24,441	46.46	18.54		
12/12/2018	3,997,770	189,100	4,186,870	22,149	732,450	3,875	4,919,320	26,023	45.04	19.96		
12/13/2018	3,428,750	191,790	3,620,540	19,153	681,150	3,603	4,301,690	22,756	48.25	16.75		
12/14/2018	3,534,290	170,460	3,704,750	19,598	653,130	3,455	4,357,880	23,053	49.21	15.79		
12/15/2018	3,527,630	140,480	3,668,110	19,404	619,140	3,275	4,287,250	22,680	46.50	18.50		
12/16/2018	3,109,830	161,210	3,271,040	17,304	612,820	3,242	3,883,860	20,546	50.25	14.75		
12/17/2018	3,256,690	193,750	3,450,440	18,253	749,110	3,963	4,199,550	22,216	49.13	15.87		
12/18/2018	3,353,530	196,010	3,549,540	18,777	754,840	3,993	4,304,380	22,770	49.13	15.87		
12/19/2018	3,394,420	197,420	3,591,840	19,001	753,920	3,988	4,345,760	22,989	47.79	17.21		
12/20/2018	3,770,940	195,260	3,966,200	20,981	765,800	4,051	4,732,000	25,032	49.08	15.92		
12/21/2018	4,745,330	171,720	4,917,050	26,011	750,800	3,972	5,667,850	29,983	39.54	25.46		
12/22/2018	4,094,370	142,340	4,236,710	22,412	598,010	3,163	4,834,720	25,576	42.38	22.62		
12/23/2018	3,702,390	164,340	3,866,730	20,455	563,410	2,980	4,430,140	23,435	44.92	20.08		
12/24/2018	3,749,100	179,910	3,929,010	20,784	504,450	2,669	4,433,460	23,453	44.67	20.33		
12/25/2018	4,083,180	174,670	4,257,850	22,524	484,100	2,561	4,741,950	25,055	40.58	24.42		
12/26/2018	4,392,500	199,630	4,592,130	24,292	713,140	3,773	5,305,270	28,065	40.58	24.42		
12/27/2018	4,289,210	191,900	4,481,110	23,705	708,590	3,748	5,189,700	27,454	42.21	22.79		
12/28/2018	4,008,270	170,060	4,178,330	22,103	644,670	3,410	4,823,000	25,514	42.63	22.37		
12/29/2018	3,388,830	141,500	3,480,330	18,411	576,430	3,049	4,056,760	21,460	49.29	15.71		
12/30/2018	4,259,980	164,380	4,424,360	23,405	561,030	2,968	4,985,390	26,373	42.79	22.21		
12/31/2018	5,170,630	193,020	5,363,650	28,374	649,800	3,437	6,013,450	31,811	37.38	27.62		
12/1/2019	4,531,430	148,720	4,680,150	24,758	621,710	3,289	5,301,860	28,047	42.67	22.33		
12/2/2019	3,758,780	179,560	3,938,340	20,834	704,360	3,726	4,642,700	24,560	44.58	20.42		
12/3/2019	3,178,420	181,900	3,360,320	17,776	664,590	3,516	4,024,910	21,292	48.25	16.75		
12/4/2019	3,159,360	183,680	3,343,040	17,685	619,560	3,277	3,962,600	20,962	48.17	16.83		
12/5/2019	3,335,970	186,540	3,522,510	18,634	636,650	3,368	4,159,160	22,002	47.25	17.75		
12/6/2019	3,027,100	163,050	3,190,150	16,876	621,260	3,286	3,811,410	20,162	49.38	15.62		
12/7/2019	2,977,230	134,620	3,111,850	16,462	524,060	2,772	3,635,910	19,234	48.63	16.37		
12/8/2019	3,082,150	156,270	3,238,420	17,131	554,490	2,933	3,792,910	20,064	48.63	16.37		
12/9/2019	3,986,830	185,830	4,172,660	22,073	697,760	3,691	4,870,420	25,765	43.75	21.25		
12/10/2019	4,034,030	183,470	4,217,500	22,311	681,750	3,606	4,899,250	25,917	41.96	23.04		
12/11/2019	3,530,400	186,240	3,716,640	19,661	632,920	3,348	4,349,560	23,009	46.67	18.33		
12/12/2019	3,610,210	184,370	3,794,580	20,073	633,950	3,354	4,428,530	23,427	48.04	16.96		
12/13/2019	3,641,370	162,650	3,804,020	20,123	578,950	3,063	4,382,970	23,186	45.75	19.25		
12/14/2019	4,004,990	134,950	4,139,940	21,900	471,310	2,493	4,611,250	24,394	42.92	22.08		
12/15/2019	4,471,430	157,960	4,629,390	24,489	556,830	2,946	5,186,220	27,435	40.54	24.46		
12/16/2019	4,595,380	185,370	4,780,750	25,290	669,290	3,541	5,450,040	28,831	41.96	23.04		
12/17/2019	4,456,660	188,620	4,645,280	24,574	664,040	3,513	5,309,320	28,086	42.29	22.71		
12/18/2019	4,232,810	190,790	4,423,600	23,401	683,620	3,616	5,107,220	27,017	42.75	22.25		
12/19/2019	3,565,440	191,010	3,756,450	19,872	658,260	3,482	4,414,710	23,554	46.92	18.08		
12/20/2019	2,961,500	166,250	3,127,750	16,546	636,260	3,366	3,764,010	19,912	51.92	13.08		

Date	Firm Sales Volumes (Therms)	Interruptible Sales Volumes (Therms)	Total Sales Volumes (Therms)	Total Sales Emissions (mtCO ₂ e)	Transportation Volumes (Therms)	Transportation Emissions (mtCO ₂ e)	Total Volumes (Therms)	Total Emissions (mtCO ₂ e)	Average Daily Temp. (°F)	HDD65
12/21/2019	3,886,730	137,210	4,023,940	21,287	474,370	2,509	4,498,310	23,796	45.21	19.79
12/22/2019	4,199,240	160,390	4,359,630	23,062	485,190	2,567	4,844,820	25,629	42.50	22.50
12/23/2019	4,371,510	189,110	4,560,620	24,126	482,970	3,296	5,183,590	27,421	41.63	23.37
12/24/2019	4,770,350	176,130	4,946,480	26,167	518,920	2,745	5,465,400	28,912	37.46	27.54
12/25/2019	4,880,930	169,050	5,049,980	26,714	497,600	2,632	5,547,580	29,347	39.04	25.96
12/26/2019	5,313,440	193,470	5,506,910	29,132	655,030	3,465	6,161,940	32,597	34.88	30.12
12/27/2019	4,378,480	162,930	4,541,410	24,024	671,700	3,553	5,213,110	27,577	41.46	23.54
12/28/2019	3,876,640	134,420	4,011,060	21,219	556,790	2,945	4,567,850	24,164	44.04	20.96
12/29/2019	3,479,860	158,570	3,638,430	19,247	551,140	2,916	4,189,570	22,163	46.08	18.92
12/30/2019	3,675,890	188,470	3,864,360	20,442	607,920	3,216	4,472,280	23,658	46.33	18.67
12/31/2019	3,260,660	189,350	3,450,010	18,251	514,840	2,724	3,964,850	20,974	49.17	15.83
12/1/2020	4,600,470	109,150	4,709,620	23,914	720,490	3,811	5,430,110	28,725	41.83	23.17
12/2/2020	4,275,040	110,250	4,385,290	23,198	686,890	3,634	5,072,180	26,832	46.67	18.33
12/3/2020	4,162,940	109,390	4,272,330	22,601	684,860	3,623	4,957,190	26,224	44.63	20.37
12/4/2020	4,125,110	95,570	4,220,680	22,327	702,810	3,718	4,923,490	26,045	44.92	20.08
12/5/2020	3,391,230	79,050	3,470,280	18,358	577,130	3,053	4,047,410	21,411	46.67	18.33
12/6/2020	3,178,170	93,390	3,271,560	17,307	517,920	2,740	3,789,480	20,046	48.58	16.42
12/7/2020	3,121,160	111,920	3,233,080	17,103	635,570	3,362	3,868,650	20,465	47.92	17.08
12/8/2020	2,960,040	111,390	3,071,430	16,248	667,250	3,530	3,738,680	19,778	49.08	15.92
12/9/2020	3,786,870	111,850	3,898,720	20,624	707,670	3,744	4,606,390	24,368	46.58	18.42
12/10/2020	4,499,310	108,470	4,607,780	24,375	701,840	3,713	5,309,620	28,088	40.38	24.62
12/11/2020	4,621,290	94,560	4,715,850	24,947	689,070	3,645	5,404,920	28,592	40.79	24.21
12/12/2020	4,804,410	76,060	4,880,470	25,818	591,390	3,128	5,471,860	28,946	38.71	26.29
12/13/2020	4,091,910	91,450	4,183,360	22,130	580,380	3,070	4,763,740	25,200	42.13	22.87
12/14/2020	3,920,380	110,560	4,030,940	21,324	640,920	3,390	4,671,860	24,714	45.33	19.67
12/15/2020	3,847,610	111,600	3,959,210	20,944	673,890	3,565	4,633,100	24,509	45.38	19.62
12/16/2020	3,740,070	110,400	3,850,470	20,369	698,000	3,692	4,548,470	24,061	47.21	17.79
12/17/2020	3,651,720	110,710	3,762,430	19,903	689,850	3,649	4,452,280	23,553	46.58	18.42
12/18/2020	3,614,120	97,270	3,711,390	19,633	638,810	3,379	4,350,200	23,013	47.13	17.87
12/19/2020	3,277,550	79,830	3,357,380	17,761	547,760	2,898	3,905,140	20,658	47.67	17.33
12/20/2020	3,064,360	93,290	3,157,650	16,704	522,500	2,764	3,680,150	19,468	50.21	14.79
12/21/2020	4,081,950	112,540	4,194,490	22,189	670,010	3,544	4,864,500	25,733	44.29	20.71
12/22/2020	5,166,130	113,290	5,279,420	27,928	733,950	3,883	6,013,370	31,811	39.71	25.29
12/23/2020	5,672,290	113,450	5,785,740	30,607	684,300	3,620	6,470,040	34,227	35.96	29.04
12/24/2020	5,169,700	105,010	5,274,710	27,903	541,060	2,862	5,815,770	30,765	36.67	28.33
12/25/2020	4,100,660	83,710	4,184,370	22,135	428,790	2,268	4,613,160	24,404	42.21	22.79
12/26/2020	3,775,020	82,290	3,857,310	20,405	518,700	2,744	4,376,010	23,149	45.79	19.21
12/27/2020	4,271,900	92,530	4,364,430	23,088	559,590	2,960	4,924,020	26,048	44.00	21.00
12/28/2020	4,901,460	111,160	5,012,620	26,517	711,750	3,765	5,724,370	30,282	40.17	24.83
12/29/2020	4,959,970	112,510	5,072,480	26,833	699,900	3,702	5,772,380	30,536	38.29	26.71
12/30/2020	4,090,890	113,060	4,203,950	22,239	653,330	2,933	4,857,280	25,695	44.83	20.17
12/31/2020	3,382,610	112,250	3,494,860	18,488	554,480	2,456	4,049,340	21,421	47.79	17.21
12/1/2021	2,300,730	161,990	2,462,720	13,028	674,640	3,569	3,137,360	16,597	54.21	10.79
12/2/2021	3,781,050	161,650	3,942,700	20,857	702,610	3,717	4,645,310	24,574	45.71	19.29
12/3/2021	4,617,390	139,770	4,757,160	25,165	727,960	3,851	5,485,120	29,016	38.63	26.37
12/4/2021	4,645,710	113,080	4,758,790	25,174	605,570	3,203	5,364,360	28,377	38.96	26.04
12/5/2021	4,778,290	137,110	4,915,400	26,002	553,560	2,928	5,468,960	28,931	37.71	27.29
12/6/2021	4,258,880	163,690	4,422,570	23,395	628,890	3,327	5,051,460	26,722	40.54	24.46
12/7/2021	3,468,470	165,550	3,634,020	19,224	664,820	3,517	4,298,840	22,741	46.08	18.92

Date	Firm		Interruptible		Total Sales		Transportation		Total		Average Daily Temp. (°F)	HDD65
	Sales Volumes (Therms)	Sales Volumes (Therms)	Volumes (Therms)	Emissions (mtCO ₂ e)	Volumes (Therms)	Emissions (mtCO ₂ e)	Volumes (Therms)	Emissions (mtCO ₂ e)	Volumes (Therms)	Emissions (mtCO ₂ e)		
12/8/2021	4,309,220	164,990	4,474,210	23,669	725,970	3,840	5,200,180	27,509	43.08	21.92		
12/9/2021	4,848,720	164,810	5,013,530	26,522	745,940	3,946	5,759,470	30,468	38.96	26.04		
12/10/2021	4,533,220	138,940	4,672,160	24,716	700,490	3,706	5,372,650	28,421	41.67	23.33		
12/11/2021	4,285,640	112,080	4,397,720	23,264	606,120	3,206	5,003,840	26,470	42.79	22.21		
12/12/2021	4,929,140	132,650	5,061,790	26,777	602,470	3,187	5,664,260	29,964	38.50	26.50		
12/13/2021	5,071,570	161,000	5,232,570	27,680	689,120	3,645	5,921,690	31,326	39.42	25.58		
12/14/2021	5,273,410	164,130	5,437,540	28,765	754,470	3,991	6,192,010	32,756	37.04	27.96		
12/15/2021	4,898,340	165,090	5,063,430	26,786	740,530	3,917	5,803,960	30,703	39.29	25.71		
12/16/2021	4,799,670	161,540	4,961,210	26,245	737,840	3,903	5,699,050	30,148	39.42	25.58		
12/17/2021	4,746,170	141,480	4,887,650	25,856	733,960	3,883	5,621,610	29,738	38.92	26.08		
12/18/2021	4,302,960	114,410	4,417,370	23,368	632,800	3,348	5,050,170	26,715	41.63	23.37		
12/19/2021	4,744,400	135,980	4,880,380	25,817	662,150	3,503	5,542,530	29,320	39.83	25.17		
12/20/2021	5,489,140	161,100	5,650,240	29,890	766,240	4,053	6,416,480	33,943	35.79	29.21		
12/21/2021	5,007,640	164,860	5,172,500	27,363	748,090	3,957	5,920,590	31,320	36.13	28.87		
12/22/2021	4,002,640	166,340	4,168,980	22,054	733,360	3,879	4,902,340	25,933	46.08	18.92		
12/23/2021	4,670,470	165,960	4,836,430	25,585	673,190	3,561	5,509,620	29,146	40.58	24.42		
12/24/2021	4,831,210	131,560	4,962,770	26,253	482,810	2,554	5,445,580	28,807	38.08	26.92		
12/25/2021	5,387,800	94,680	5,482,480	29,002	442,180	2,339	5,924,660	31,341	34.79	30.21		
12/26/2021	7,353,500	141,770	7,495,270	39,650	536,990	2,841	8,032,260	42,491	25.42	39.58		
12/27/2021	7,674,560	162,470	7,837,030	41,458	652,210	3,450	8,489,240	44,908	20.67	44.33		
12/28/2021	7,116,000	163,510	7,279,510	38,509	670,880	3,549	7,950,390	42,058	25.88	39.12		
12/29/2021	7,009,600	165,070	7,174,670	37,954	650,000	3,439	7,824,670	41,393	26.21	38.79		
12/30/2021	6,307,480	165,120	6,472,600	34,254	595,610	3,151	7,068,210	37,391	31.21	33.79		
12/31/2021	6,958,030	143,360	7,101,390	37,566	546,020	2,888	7,647,410	40,455	27.21	37.79		
12/1/2022	6,168,520	141,890	6,310,410	33,382	739,180	3,910	7,049,590	37,292	32.17	32.83		
12/2/2022	5,735,950	119,450	5,855,400	30,975	707,740	3,744	6,563,140	34,719	34.25	30.75		
12/3/2022	5,188,700	96,810	5,285,510	27,960	622,010	3,290	5,907,520	31,251	37.25	27.75		
12/4/2022	5,690,580	115,920	5,806,500	30,716	646,310	3,429	6,452,810	34,135	34.88	30.12		
12/5/2022	5,298,010	141,050	5,439,060	28,773	687,550	3,637	6,126,610	32,410	37.21	27.79		
12/6/2022	4,774,540	142,140	4,916,680	26,009	633,970	3,354	5,550,650	29,363	39.13	25.87		
12/7/2022	4,417,330	145,280	4,562,610	24,136	629,760	3,331	5,192,370	27,468	41.79	23.21		
12/8/2022	4,745,000	145,910	4,890,910	25,873	634,420	3,356	5,525,330	29,229	40.58	24.42		
12/9/2022	4,669,860	123,310	4,793,170	25,356	659,520	3,489	5,452,690	28,845	39.33	25.67		
12/10/2022	3,961,830	98,240	4,060,070	21,478	580,410	3,070	4,640,480	24,548	43.29	21.71		
12/11/2022	4,048,450	119,570	4,168,020	22,049	572,860	3,030	4,740,880	25,079	42.33	22.67		
12/12/2022	4,658,990	140,170	4,799,160	25,388	670,080	3,545	5,469,240	28,932	40.92	24.08		
12/13/2022	4,940,400	142,290	5,082,690	26,887	714,700	3,781	5,797,390	30,668	39.17	25.83		
12/14/2022	5,333,870	144,500	5,478,370	28,981	691,450	3,658	6,169,820	32,638	39.13	25.87		
12/15/2022	5,839,300	141,920	5,981,220	31,641	718,030	3,798	6,699,250	35,439	36.00	29.00		
12/16/2022	5,595,360	122,530	5,717,890	30,248	741,140	3,921	6,459,030	34,168	34.75	30.25		
12/17/2022	5,378,720	98,230	5,476,950	28,073	627,590	3,320	6,104,540	32,293	34.96	30.04		
12/18/2022	5,560,100	118,250	5,678,350	30,038	651,000	3,444	6,329,350	33,482	36.75	28.25		
12/19/2022	6,156,740	143,670	6,300,410	33,329	802,760	4,247	7,103,170	37,576	32.21	32.79		
12/20/2022	6,350,100	143,100	6,493,200	34,349	742,560	3,928	7,235,760	38,277	32.42	32.58		
12/21/2022	7,883,000	148,260	8,031,260	42,485	762,350	4,033	8,793,610	46,518	24.83	40.17		
12/22/2022	8,157,770	147,790	8,305,560	43,936	721,650	3,818	9,027,210	47,754	21.13	43.87		
12/23/2022	5,956,640	126,480	6,083,120	32,180	534,140	2,826	6,617,260	35,005	30.46	34.54		
12/24/2022	3,561,350	93,470	3,654,820	19,334	405,280	2,144	4,060,100	21,478	45.92	19.08		
12/25/2022	2,801,210	104,780	2,905,990	15,373	317,000	1,677	3,222,990	17,050	50.25	14.75		

Date	Firm Sales Volumes (Therms)	Interruptible Sales Volumes (Therms)	Total Sales Volumes (Therms)	Total Sales Emissions (mtCO ₂ e)	Transportation Volumes (Therms)	Transportation Emissions (mtCO ₂ e)	Total Volumes (Therms)	Total Emissions (mtCO ₂ e)	Average Daily Temp. (°F)	HDD65
12/26/2022	2,951,730	149,020	3,100,750	16,403	480,720	2,543	3,581,470	18,946	50.96	14.04
12/27/2022	3,616,000	144,490	3,760,490	19,893	546,280	2,890	4,306,770	22,783	48.83	16.17
12/28/2022	4,192,280	143,770	4,336,050	22,938	575,300	3,043	4,911,350	25,981	42.67	22.33
12/29/2022	4,084,930	144,340	4,229,270	22,373	565,710	2,993	4,794,980	25,365	43.75	21.25
12/30/2022	3,648,140	125,730	3,773,870	19,964	515,560	2,727	4,289,430	22,691	47.25	17.75
12/31/2022	3,700,960	104,380	3,805,340	20,130	366,430	1,938	4,171,770	22,069	45.46	19.54
12/1/2023	3,997,330	116,770	4,114,100	21,764	577,100	3,053	4,691,200	24,816	43.75	19.37
12/2/2023	3,792,930	90,840	3,883,770	20,545	499,930	2,645	4,383,700	23,190	45.63	18.17
12/3/2023	3,738,400	113,350	3,851,750	20,376	496,580	2,627	4,348,330	23,003	46.83	18.17
12/4/2023	3,039,460	135,980	3,175,440	16,798	540,350	2,858	3,715,790	19,657	50.54	14.46
12/5/2023	2,609,010	136,610	2,745,620	14,524	553,620	2,929	3,299,240	17,453	52.46	12.54
12/6/2023	3,148,170	136,960	3,285,130	17,378	563,110	2,979	3,848,240	20,357	47.92	17.08
12/7/2023	4,050,580	138,960	4,189,540	22,163	603,860	3,194	4,793,400	25,357	43.13	21.87
12/8/2023	4,647,210	120,680	4,767,890	25,222	603,710	3,194	5,371,600	28,416	40.21	24.79
12/9/2023	4,744,480	94,130	4,838,610	25,596	506,700	2,680	5,345,310	28,277	38.67	26.33
12/10/2023	3,183,230	113,620	3,296,850	17,440	470,840	2,491	3,767,690	19,931	48.63	16.37
12/11/2023	3,879,650	138,810	4,018,460	21,258	577,540	3,055	4,596,000	24,313	45.25	19.75
12/12/2023	4,715,350	135,730	4,851,080	25,662	577,150	3,053	5,428,230	28,715	38.46	26.54
12/13/2023	4,187,830	137,440	4,325,270	22,881	602,730	3,188	4,928,000	26,069	42.79	22.21
12/14/2023	3,920,990	138,840	4,059,830	21,477	620,420	3,282	4,680,250	24,759	45.83	19.17
12/15/2023	4,098,990	117,450	4,216,440	22,305	522,400	2,763	4,738,840	25,068	45.33	19.67
12/16/2023	4,717,970	94,380	4,812,350	25,457	466,440	2,467	5,278,790	27,925	41.67	23.33
12/17/2023	4,447,760	113,760	4,561,520	24,130	459,230	2,429	5,020,750	26,560	40.67	24.33
12/18/2023	3,959,780	137,580	4,097,360	21,675	582,450	3,081	4,679,810	24,756	43.79	21.21
12/19/2023	3,566,060	139,320	3,705,380	19,601	552,280	2,922	4,257,660	22,523	49.13	15.87
12/20/2023	3,776,010	137,640	3,913,650	20,703	582,920	3,084	4,496,570	23,787	43.92	21.08
12/21/2023	3,734,550	141,160	3,875,710	20,903	563,440	2,981	4,439,150	23,483	44.46	20.54
12/22/2023	4,584,930	122,050	4,706,980	24,500	574,460	3,039	5,281,440	27,939	42.08	22.92
12/23/2023	5,077,610	97,040	5,174,650	27,374	486,690	2,575	5,661,340	29,948	38.21	26.79
12/24/2023	4,741,540	108,260	4,849,800	25,655	370,600	1,960	5,220,400	27,616	39.33	25.67
12/25/2023	3,893,430	123,560	4,016,990	21,250	348,020	1,841	4,365,010	23,091	44.29	20.71
12/26/2023	3,490,980	143,740	3,634,720	19,228	469,920	2,486	4,104,640	21,714	49.04	15.96
12/27/2023	3,361,920	138,570	3,500,490	18,518	527,830	2,792	4,028,320	21,310	51.54	13.46
12/28/2023	3,028,480	137,260	3,165,740	16,747	515,210	2,725	3,680,950	19,472	51.75	13.25
12/29/2023	2,605,750	118,980	2,724,730	14,414	484,840	2,565	3,209,570	16,979	57.54	7.46
12/30/2023	2,901,080	96,360	2,997,440	15,856	434,390	2,298	3,431,830	18,154	49.13	15.87
12/31/2023	3,676,530	119,140	3,795,670	20,079	406,660	2,151	4,202,330	22,230	43.83	21.17

	Firm Sales Volumes (Therms)	Interruptible Sales Volumes (Therms)	Total Sales Volumes (Therms)	Total Sales Emissions (mtCO ₂ e)	Transportation Volumes (Therms)	Transportation Emissions (mtCO ₂ e)	Total Volumes (Therms)	Total Emissions (mtCO ₂ e)	Average Daily Temp. (°F)	HDD65
Max	8,157,770	411,060	8,305,560	43,936	918,900	4,861	9,027,210	47,754	57.54	44.33
Std. Dev. +3	7,278,728	409,424	7,526,563	39,816	946,822	5,009	8,293,100	43,871	59.19	42.02
Std. Dev. +2	6,277,701	340,546	6,511,522	34,441	841,665	4,452	7,231,997	38,257	53.15	35.98
Std. Dev. +1	5,276,674	271,669	5,494,480	29,066	736,509	3,896	6,170,894	32,644	47.12	29.95
Mean	4,275,647	202,791	4,478,438	23,631	631,353	3,340	5,109,791	27,031	41.08	23.92
Std. Dev. -1	3,274,620	133,913	3,462,396	18,316	526,197	2,784	4,048,688	21,418	35.05	17.88

Date	Firm Sales Volumes (Therms)	Interruptible Sales Volumes (Therms)	Total Sales Volumes (Therms)	Total Sales Emissions (mtCO ₂ e)	Transportation Volumes (Therms)	Transportation Emissions (mtCO ₂ e)	Total Volumes (Therms)	Total Emissions (mtCO ₂ e)	Average Daily Temp. (°F)	HDD65
Std. Dev. -2	2,273,593	65,035	2,446,354	12,941	421,041	2,227	2,987,585	15,804	29.02	11.85
Std. Dev. -3	1,272,566	-3,842	1,430,312	7,566	315,885	1,671	1,926,482	10,191	22.98	5.81
Min	1,969,850	76,060	2,177,970	11,521	317,000	1,677	2,724,630	14,413	20.67	7.46
Std. Dev.	1,001,027	68,878	1,016,042	5,375	105,156	556	1,061,103	5,613	6.03	6.03

Data Tables

Calendar Years 2007 – 2023

Calendar Year 2007

Date	Firm		Firm and Interruptible		Firm and Interruptible		Firm and Interruptible		Transportation		Transportation		Total Customer		Average Daily Temp. (°F)	HDD65
	Customer Volumes (Therms)	Customer Volumes (Therms)	Customer Volumes (Therms)	Customer Volumes (Therms)	Customer Volumes (Therms)	Customer Volumes (Therms)	Customer Volumes (Therms)	Customer Volumes (Therms)	Customer Volumes (Therms)	Customer Volumes (Therms)	Customer Volumes (Therms)	Customer Volumes (Therms)	Customer Volumes (Therms)	Customer Volumes (Therms)		
1/1/2007	3,671,270	188,880	3,860,150	20,420	487,850	2,581	4,348,000	23,001	41.17	23.83						
1/2/2007	2,973,380	209,870	3,183,250	16,839	596,150	3,154	3,779,400	19,993	49.71	15.29						
1/3/2007	3,590,300	272,480	3,862,780	20,434	644,270	3,408	4,507,050	23,842	44.25	20.75						
1/4/2007	4,607,880	319,520	4,927,400	26,066	718,250	3,800	5,645,650	29,865	37.58	27.42						
1/5/2007	4,682,250	255,460	4,937,710	26,120	748,750	3,961	5,686,460	30,081	38.21	26.79						
1/6/2007	4,221,280	189,540	4,410,820	23,333	633,680	3,352	5,044,500	26,685	40.33	24.67						
1/7/2007	3,540,700	213,760	3,754,460	19,861	590,240	3,122	4,344,700	22,983	45.50	19.50						
1/8/2007	3,515,060	244,620	3,759,680	19,889	656,020	3,470	4,415,700	23,359	44.33	20.67						
1/9/2007	3,999,620	280,540	4,280,160	22,642	654,140	3,460	4,934,300	26,102	44.21	20.79						
1/10/2007	5,307,320	310,250	5,617,570	29,717	680,250	3,599	6,297,820	33,315	32.71	32.29						
1/11/2007	6,086,250	333,250	6,419,500	33,959	689,430	3,647	7,108,930	37,606	28.33	36.67						
1/12/2007	6,356,910	286,250	6,643,160	35,142	742,770	3,929	7,385,930	39,072	24.54	40.46						
1/13/2007	6,358,550	259,780	6,618,330	35,011	703,820	3,723	7,322,150	38,734	25.71	39.29						
1/14/2007	6,120,410	305,170	6,425,580	33,991	720,860	3,813	7,146,440	37,805	26.54	38.46						
1/15/2007	5,756,190	347,880	6,104,070	32,291	729,630	3,860	6,833,700	36,150	28.79	36.21						
1/16/2007	5,329,610	338,630	5,668,240	29,985	712,570	3,769	6,380,810	33,754	32.13	32.87						
1/17/2007	4,879,400	327,220	5,206,620	27,543	720,550	3,812	5,927,170	31,355	35.08	29.92						
1/18/2007	4,474,360	295,130	4,769,490	25,231	670,570	3,547	5,440,060	28,778	38.54	26.46						
1/19/2007	4,123,950	247,810	4,371,760	23,127	669,380	3,541	5,041,140	26,668	40.38	24.62						
1/20/2007	4,057,150	199,560	4,256,710	22,518	617,410	3,266	4,874,120	25,784	40.08	24.92						
1/21/2007	4,024,470	233,080	4,257,550	22,522	708,700	3,749	4,966,250	26,271	39.96	25.04						
1/22/2007	3,296,230	228,660	3,524,890	18,647	679,190	3,593	4,204,080	22,240	45.17	19.83						
1/23/2007	3,104,500	244,100	3,348,600	17,714	662,810	3,506	4,011,410	21,220	47.00	18.00						
1/24/2007	3,668,090	278,600	3,946,690	20,878	635,310	3,361	4,582,000	24,239	42.79	22.21						
1/25/2007	3,948,840	276,830	4,225,670	22,354	614,120	3,249	4,839,790	25,602	39.75	25.25						
1/26/2007	4,125,400	257,120	4,382,520	23,184	672,400	3,557	5,054,920	26,741	39.42	25.58						
1/27/2007	4,221,450	210,380	4,431,830	23,444	594,430	3,145	5,026,260	26,589	39.83	25.17						
1/28/2007	4,452,010	279,290	4,731,300	25,029	606,460	3,208	5,337,760	28,237	38.46	26.54						
1/29/2007	5,021,960	352,000	5,373,960	28,428	745,070	3,941	6,119,030	32,370	34.29	30.71						
1/30/2007	4,494,310	318,060	4,812,370	25,457	739,410	3,911	5,551,780	29,369	39.13	25.87						
1/31/2007	4,585,700	326,540	4,912,240	25,986	683,610	3,616	5,595,850	29,602	38.58	26.42						
2/1/2007	4,588,980	319,270	4,908,250	25,965	644,240	3,408	5,552,490	29,373	38.75	26.25						
2/2/2007	4,875,070	287,150	5,162,220	27,308	661,710	3,500	5,823,930	30,809	35.58	29.42						
2/3/2007	4,223,710	192,600	4,416,310	23,362	585,180	3,096	5,001,490	26,458	38.17	26.83						
2/4/2007	3,141,970	204,130	3,346,100	17,701	623,310	3,297	3,969,410	20,998	45.00	20.00						
2/5/2007	3,419,530	267,730	3,687,260	19,506	713,360	3,774	4,400,620	23,279	43.04	21.96						
2/6/2007	3,091,290	235,570	3,326,860	17,599	618,240	3,270	3,945,100	20,870	44.71	20.29						
2/7/2007	2,856,510	218,760	3,075,270	16,268	603,440	3,192	3,678,710	19,460	47.25	17.75						
2/8/2007	2,920,310	240,900	3,161,210	16,723	596,190	3,154	3,757,400	19,877	47.29	17.71						
2/9/2007	2,686,140	205,900	2,892,040	15,299	612,610	3,241	3,504,650	18,540	49.00	16.00						
2/10/2007	2,678,020	152,230	2,830,250	14,972	519,040	2,746	3,349,290	17,718	49.17	15.83						
2/11/2007	2,765,120	202,280	2,967,400	15,698	542,690	2,871	3,510,090	18,568	47.29	17.71						
2/12/2007	2,924,310	243,960	3,168,270	16,760	611,530	3,235	3,779,800	19,995	46.08	18.92						
2/13/2007	3,158,860	245,110	3,403,970	18,007	646,790	3,422	4,050,760	21,429	45.13	19.87						

Date	Firm			Firm and Interruptible			Firm and Interruptible			Firm and Interruptible			Firm and Interruptible			Firm and Interruptible			Average Daily Temp. (°F)	HDD65
	Customer Volumes (Therms)	Interruptible Customer Volumes (Therms)	Interruptible Customer Volumes (Therms)	Customer Volumes (Therms)	Interruptible Customer Emissions (mtCO ₂ e)	Interruptible Customer Emissions (mtCO ₂ e)	Customer Volumes (Therms)	Interruptible Customer Volumes (Therms)	Interruptible Customer Emissions (mtCO ₂ e)	Customer Volumes (Therms)	Interruptible Customer Emissions (mtCO ₂ e)	Interruptible Customer Emissions (mtCO ₂ e)	Customer Volumes (Therms)	Interruptible Customer Volumes (Therms)	Interruptible Customer Emissions (mtCO ₂ e)	Customer Volumes (Therms)	Interruptible Customer Emissions (mtCO ₂ e)	Interruptible Customer Emissions (mtCO ₂ e)		
2/14/2007	3,334,690	233,720	3,568,410	18,877	626,160	3,312	4,194,570	22,189	43.92	21.08										
2/15/2007	2,854,440	200,470	3,054,910	16,160	572,870	3,110	3,642,780	19,270	48.79	16.21										
2/16/2007	2,574,560	181,600	2,756,160	14,580	622,710	3,294	3,378,870	17,874	48.04	16.96										
2/17/2007	2,253,810	137,480	2,391,290	12,650	500,000	2,645	2,891,290	15,295	50.17	14.83										
2/18/2007	3,416,220	182,780	3,599,000	19,039	537,830	2,845	4,136,830	21,884	42.92	22.08										
2/19/2007	3,667,380	214,740	3,882,120	20,536	576,260	3,048	4,458,380	23,585	43.96	21.04										
2/20/2007	4,031,940	289,630	4,321,570	22,861	660,320	3,493	4,981,890	26,354	39.96	25.04										
2/21/2007	3,359,220	256,650	3,615,870	19,128	670,750	3,548	4,286,620	22,676	41.88	23.12										
2/22/2007	3,579,280	274,150	3,853,430	20,385	772,790	4,088	4,626,220	24,473	40.92	24.08										
2/23/2007	3,990,360	253,410	4,243,770	22,450	689,380	3,647	4,933,150	26,096	38.42	26.58										
2/24/2007	3,898,950	183,010	4,081,960	21,594	562,550	2,976	4,644,510	24,569	39.96	25.04										
2/25/2007	3,654,950	232,290	3,887,240	20,563	567,810	3,004	4,455,050	23,567	42.25	22.75										
2/26/2007	3,994,280	307,490	4,301,770	22,756	655,650	3,468	4,957,420	26,225	39.33	25.67										
2/27/2007	4,294,460	305,700	4,600,160	24,335	680,380	3,599	5,280,540	27,934	36.63	28.37										
2/28/2007	4,772,790	331,820	5,104,610	27,003	664,240	3,514	5,768,850	30,517	36.08	28.92										
3/1/2007	4,644,220	324,490	4,968,710	26,284	679,500	3,595	5,648,210	29,879	35.50	29.50										
3/2/2007	4,076,950	240,260	4,317,210	22,838	659,940	3,491	4,977,150	26,329	38.29	26.71										
3/3/2007	2,995,680	153,260	3,148,940	16,658	574,190	3,037	3,723,130	19,695	46.92	18.08										
3/4/2007	2,642,130	181,480	2,823,610	14,937	546,210	2,889	3,369,820	17,826	47.67	17.33										
3/5/2007	2,326,160	210,580	2,536,740	13,419	615,850	3,258	3,152,590	16,677	51.38	13.62										
3/6/2007	1,807,430	157,780	1,965,210	10,396	601,630	3,183	2,566,840	13,579	54.38	10.62										
3/7/2007	2,695,880	230,050	2,925,930	15,478	661,120	3,497	3,587,050	18,975	48.46	16.54										
3/8/2007	3,329,360	243,930	3,573,290	18,903	663,600	3,510	4,236,890	22,413	44.63	20.37										
3/9/2007	2,558,300	177,460	2,735,760	14,472	621,460	3,288	3,357,220	17,760	47.54	17.46										
3/10/2007	2,289,000	117,300	2,406,300	12,729	507,610	2,685	2,913,910	15,415	49.88	15.12										
3/11/2007	1,842,790	133,660	1,976,450	10,455	546,720	2,892	2,523,170	13,348	54.54	10.46										
3/12/2007	2,787,150	261,000	3,048,150	16,125	678,540	3,589	3,726,690	19,714	48.33	16.67										
3/13/2007	3,351,910	259,330	3,611,240	19,103	712,570	3,769	4,323,810	22,873	42.00	23.00										
3/14/2007	3,517,240	285,430	3,802,670	20,116	775,240	4,101	4,577,910	24,217	42.13	22.87										
3/15/2007	3,587,120	260,180	3,847,300	20,352	783,900	4,147	4,631,200	24,499	40.46	24.54										
3/16/2007	1,847,860	135,560	1,983,420	10,492	659,680	3,490	2,643,100	13,982	52.96	12.04										
3/17/2007	2,285,210	135,770	2,420,980	12,807	458,370	2,425	2,879,350	15,232	49.63	15.37										
3/18/2007	1,868,260	142,100	2,010,360	10,635	454,330	2,403	2,464,690	13,038	52.79	12.21										
3/19/2007	2,655,560	220,070	2,875,630	15,212	658,240	3,482	3,533,870	18,694	48.75	16.25										
3/20/2007	3,686,500	299,740	3,986,240	21,087	712,070	3,767	4,698,310	24,854	42.58	22.42										
3/21/2007	3,257,240	241,500	3,498,740	18,508	690,580	3,653	4,189,320	22,162	41.17	23.83										
3/22/2007	2,901,970	211,640	3,113,610	16,471	641,300	3,392	3,754,910	19,863	46.75	18.25										
3/23/2007	2,536,960	168,890	2,705,850	14,314	595,010	3,148	3,300,860	17,462	48.96	16.04										
3/24/2007	2,399,750	139,720	2,539,470	13,434	484,950	2,565	3,024,420	15,999	50.33	14.67										
3/25/2007	2,785,810	223,530	3,009,340	15,919	539,850	2,856	3,549,190	18,775	47.13	17.87										
3/26/2007	2,733,000	236,560	2,969,560	15,709	653,260	3,456	3,622,820	19,165	46.25	18.75										
3/27/2007	3,202,910	265,540	3,468,450	18,348	636,540	3,367	4,104,990	21,715	43.67	21.33										
3/28/2007	2,894,500	251,880	3,146,380	16,644	662,460	3,504	3,808,840	20,149	44.54	20.46										

Date	Firm		Firm and Interruptible		Firm and Interruptible		Firm and Interruptible		Transportation		Transportation		Total Customer		Average Daily Temp. (°F)	HDD65
	Customer Volumes (Therms)	Customer Volumes (Therms)	Customer Volumes (Therms)	Customer Volumes (Therms)	Customer Volumes (Therms)	Customer Volumes (Therms)	Customer Volumes (Therms)	Customer Volumes (Therms)	Customer Emissions (mtCO ₂ e)	Customer Emissions (mtCO ₂ e)	Customer Emissions (mtCO ₂ e)	Customer Emissions (mtCO ₂ e)	Customer Volumes (Therms)	Customer Emissions (mtCO ₂ e)		
3/29/2007	2,208,530	195,210	2,403,740	12,716	630,470	3,335	3,034,210	16,051	50.08	14.92						
3/30/2007	2,184,150	175,690	2,359,840	12,484	616,650	3,262	2,976,490	15,746	47.42	17.58						
3/31/2007	2,810,390	170,490	2,980,880	15,769	582,550	3,082	3,563,430	18,851	44.75	20.25						
4/1/2007	3,430,460	240,140	3,670,600	19,417	632,740	3,347	4,303,340	22,765	40.88	24.12						
4/2/2007	3,394,420	286,410	3,680,830	19,472	680,530	3,600	4,361,360	23,072	41.42	23.58						
4/3/2007	2,732,960	229,480	2,962,440	15,671	638,240	3,376	3,600,680	19,048	44.33	20.67						
4/4/2007	2,180,210	192,850	2,373,060	12,553	671,240	3,551	3,044,300	16,104	50.38	14.62						
4/5/2007	1,516,390	156,900	1,673,290	8,852	623,710	3,299	2,297,000	12,151	57.42	7.58						
4/6/2007	1,123,580	112,600	1,236,180	6,539	541,850	2,866	1,778,030	9,406	63.71	1.29						
4/7/2007	1,293,300	116,430	1,409,730	7,457	485,480	2,568	1,895,210	10,026	55.58	9.42						
4/8/2007	1,696,320	163,700	1,860,020	9,840	491,190	2,598	2,351,210	12,438	50.88	14.12						
4/9/2007	2,621,370	247,110	2,868,480	15,174	590,480	3,124	3,458,960	18,298	47.13	17.87						
4/10/2007	2,772,670	246,860	3,019,530	15,973	606,930	3,211	3,626,460	19,184	45.04	19.96						
4/11/2007	2,265,800	208,700	2,474,500	13,090	584,140	3,090	3,058,640	16,180	48.58	16.42						
4/12/2007	2,552,390	224,330	2,776,720	14,689	638,840	3,379	3,415,560	18,068	46.79	18.21						
4/13/2007	2,377,580	181,420	2,559,000	13,537	592,260	3,133	3,151,260	16,670	47.71	17.29						
4/14/2007	2,270,220	155,440	2,425,660	12,832	530,500	2,806	2,956,160	15,638	48.71	16.29						
4/15/2007	2,236,570	187,020	2,423,590	12,821	482,240	2,551	2,905,830	15,372	47.71	17.29						
4/16/2007	2,768,030	239,610	3,007,640	15,910	592,250	3,133	3,599,890	19,043	46.79	18.21						
4/17/2007	2,401,190	233,060	2,634,250	13,935	589,620	3,119	3,223,870	17,054	46.63	18.37						
4/18/2007	2,640,100	246,660	2,886,760	15,271	616,870	3,263	3,503,630	18,534	45.00	20.00						
4/19/2007	2,450,500	240,060	2,690,560	14,233	660,270	3,493	3,350,830	17,726	46.88	18.12						
4/20/2007	2,170,330	182,890	2,353,220	12,449	622,640	3,294	2,975,860	15,742	48.38	16.62						
4/21/2007	2,108,260	131,040	2,239,300	11,846	475,750	2,517	2,715,050	14,363	48.54	16.46						
4/22/2007	1,792,940	164,550	1,957,490	10,355	480,320	2,541	2,437,810	12,896	52.21	12.79						
4/23/2007	1,533,080	173,670	1,706,750	9,029	583,380	3,086	2,290,130	12,115	53.46	11.54						
4/24/2007	1,947,260	197,130	2,144,390	11,344	599,270	3,170	2,743,660	14,514	50.63	14.37						
4/25/2007	2,053,310	191,510	2,244,820	11,875	574,310	3,038	2,819,130	14,913	49.83	15.17						
4/26/2007	1,940,020	172,820	2,112,840	11,177	554,650	2,934	2,667,490	14,111	52.13	12.87						
4/27/2007	1,606,420	143,420	1,749,840	9,257	508,240	2,689	2,258,080	11,945	54.08	10.92						
4/28/2007	1,619,560	123,190	1,742,750	9,219	482,010	2,550	2,224,760	11,769	52.92	12.08						
4/29/2007	1,810,160	174,990	1,985,150	10,501	504,260	2,668	2,489,410	13,169	51.83	13.17						
4/30/2007	1,832,450	204,410	2,036,860	10,775	594,740	3,146	2,631,600	13,921	50.71	14.29						
5/1/2007	1,805,670	182,310	1,987,980	10,516	584,140	3,090	2,572,120	13,607	50.29	14.71						
5/2/2007	2,211,850	216,690	2,428,540	12,847	563,900	2,983	2,992,440	15,830	48.67	16.33						
5/3/2007	2,137,600	210,510	2,348,110	12,422	622,140	3,291	2,970,250	15,713	47.67	17.33						
5/4/2007	2,043,110	180,070	2,223,180	11,761	562,180	2,974	2,785,360	14,735	47.92	17.08						
5/5/2007	1,788,140	123,310	1,911,450	10,112	546,050	2,889	2,457,500	13,000	49.46	15.54						
5/6/2007	1,554,460	127,060	1,681,520	8,895	482,890	2,554	2,164,410	11,450	53.17	11.83						
5/7/2007	1,081,490	135,010	1,216,500	6,435	538,100	2,847	1,754,600	9,282	60.92	4.08						
5/8/2007	1,174,410	163,620	1,338,030	7,078	565,760	2,993	1,903,790	10,071	58.25	6.75						
5/9/2007	1,467,480	193,040	1,660,520	8,784	605,510	3,203	2,266,030	11,987	53.63	11.37						
5/10/2007	1,421,710	178,320	1,600,030	8,464	597,060	3,158	2,197,090	11,623	55.42	9.58						
5/11/2007	1,421,140	151,010	1,572,150	8,317	624,860	3,306	2,197,010	11,622	54.29	10.71						

Date	Firm		Firm and Interruptible		Firm and Interruptible		Firm and Interruptible		Transportation		Transportation		Total Customer		Average Daily Temp. (°F)	HDD65
	Customer Volumes (Therms)	Customer Volumes (Therms)	Customer Volumes (Therms)	Customer Emissions (mtCO ₂ e)	Customer Volumes (Therms)	Customer Emissions (mtCO ₂ e)	Customer Volumes (Therms)	Customer Emissions (mtCO ₂ e)	Customer Volumes (Therms)	Customer Emissions (mtCO ₂ e)	Customer Volumes (Therms)	Customer Emissions (mtCO ₂ e)	Customer Volumes (Therms)	Customer Emissions (mtCO ₂ e)		
5/12/2007	1,459,460	117,020	1,576,480	8,340	518,730	2,744	2,095,210	11,084	53.54	11.46						
5/13/2007	2,009,920	182,990	2,192,910	11,600	517,470	2,737	2,710,380	14,338	50.38	14.62						
5/14/2007	1,395,890	163,400	1,559,290	8,249	563,520	2,981	2,122,810	11,230	55.25	9.75						
5/15/2007	1,039,300	127,580	1,166,880	6,173	530,100	2,804	1,696,980	8,977	63.92	1.08						
5/16/2007	1,287,990	185,580	1,473,570	7,795	581,590	3,077	2,055,160	10,872	54.33	10.67						
5/17/2007	1,339,650	174,060	1,513,710	8,008	571,980	3,026	2,085,690	11,033	54.88	10.12						
5/18/2007	1,181,330	121,220	1,302,550	6,890	523,560	2,770	1,826,110	9,660	55.96	9.04						
5/19/2007	1,332,880	118,470	1,451,350	7,678	460,010	2,433	1,911,360	10,111	52.88	12.12						
5/20/2007	1,897,820	183,500	2,081,320	11,010	648,550	2,902	2,629,870	13,912	49.17	15.83						
5/21/2007	1,751,170	189,530	1,940,700	10,266	648,940	3,433	2,589,640	13,699	50.67	14.33						
5/22/2007	1,444,020	172,860	1,616,880	8,553	582,200	3,080	2,199,080	11,633	53.58	11.42						
5/23/2007	1,253,840	154,980	1,408,820	7,453	572,380	3,028	1,981,200	10,481	56.21	8.79						
5/24/2007	1,066,300	137,740	1,204,040	6,369	548,050	2,899	1,752,090	9,269	60.88	4.12						
5/25/2007	915,630	103,370	1,019,000	5,391	536,710	2,839	1,555,710	8,230	62.58	2.42						
5/26/2007	895,720	93,620	989,340	5,234	416,360	2,203	1,405,700	7,436	58.71	6.29						
5/27/2007	1,536,000	139,590	1,675,590	8,864	415,240	2,197	2,090,830	11,060	51.79	13.21						
5/28/2007	1,341,030	134,460	1,475,490	7,805	430,890	2,279	1,906,380	10,085	54.46	10.54						
5/29/2007	998,630	113,500	1,112,130	5,883	546,760	2,892	1,658,890	8,776	64.00	1.00						
5/30/2007	839,930	116,210	956,140	5,058	495,620	2,622	1,451,760	7,680	71.29	0.00						
5/31/2007	851,060	114,560	965,620	5,108	517,910	2,740	1,483,530	7,848	67.42	0.00						
6/1/2007	874,610	94,790	969,400	5,128	599,880	3,173	1,569,280	8,301	65.79	0.00						
6/2/2007	781,450	69,280	850,730	4,500	524,760	2,776	1,375,490	7,276	69.04	0.00						
6/3/2007	751,670	81,770	833,440	4,409	509,210	2,694	1,342,650	7,103	69.75	0.00						
6/4/2007	851,330	121,720	973,050	5,147	504,540	2,669	1,477,590	7,816	61.33	3.67						
6/5/2007	1,134,630	167,850	1,302,480	6,890	509,010	2,693	1,811,490	9,583	55.04	9.96						
6/6/2007	1,399,950	168,310	1,568,260	8,296	544,620	2,881	2,112,880	11,177	53.04	11.96						
6/7/2007	1,328,480	161,300	1,489,780	7,881	510,830	2,702	2,000,610	10,583	54.46	10.54						
6/8/2007	1,006,120	107,390	1,113,510	5,890	480,920	2,544	1,594,430	8,435	59.08	5.92						
6/9/2007	1,203,900	105,800	1,309,700	6,928	422,570	2,235	1,732,270	9,164	55.33	9.67						
6/10/2007	1,153,010	131,830	1,284,840	6,797	427,850	2,263	1,712,690	9,060	56.17	8.83						
6/11/2007	1,267,600	173,130	1,440,730	7,621	542,930	2,872	1,983,660	10,494	54.46	10.54						
6/12/2007	1,029,100	117,740	1,146,840	6,067	530,450	2,806	1,677,290	8,873	58.63	6.37						
6/13/2007	1,070,940	143,780	1,214,720	6,426	488,370	2,583	1,703,090	9,009	57.63	7.37						
6/14/2007	1,079,260	136,910	1,216,170	6,434	487,710	2,580	1,703,880	9,014	57.54	7.46						
6/15/2007	1,093,230	124,990	1,218,220	6,444	492,570	2,606	1,710,790	9,050	57.13	7.87						
6/16/2007	1,079,720	96,130	1,175,850	6,220	420,470	2,224	1,596,320	8,445	57.38	7.62						
6/17/2007	1,450,150	146,230	1,596,380	8,445	426,750	2,258	2,023,130	10,702	54.50	10.50						
6/18/2007	1,388,510	170,670	1,559,180	8,248	523,670	2,770	2,082,850	11,018	55.92	9.08						
6/19/2007	1,030,390	128,540	1,158,930	6,131	511,800	2,707	1,670,730	8,838	61.46	3.54						
6/20/2007	885,760	105,220	990,980	5,242	517,010	2,735	1,507,990	7,977	64.46	0.54						
6/21/2007	877,080	111,240	988,320	5,228	556,130	2,942	1,544,450	8,170	63.88	1.12						
6/22/2007	925,750	115,330	1,041,080	5,507	568,600	3,008	1,609,680	8,515	59.58	5.42						
6/23/2007	941,900	93,350	1,035,250	5,476	468,440	2,478	1,503,690	7,955	59.29	5.71						
6/24/2007	1,159,250	147,580	1,306,830	6,913	462,590	2,447	1,769,420	9,360	53.71	11.29						

Date	Firm		Interruptible		Firm and Interruptible		Firm and Interruptible		Transportation		Transportation		Total Customer		Average Daily Temp. (°F)	HDD65
	Customer Volumes (Therms)	Customer Volumes (Therms)	Customer Volumes (Therms)	Customer Volumes (Therms)	Customer Emissions (mtCO ₂ e)	Customer Emissions (mtCO ₂ e)	Customer Volumes (Therms)	Customer Emissions (mtCO ₂ e)	Customer Volumes (Therms)	Customer Emissions (mtCO ₂ e)	Customer Volumes (Therms)	Customer Emissions (mtCO ₂ e)	Customer Volumes (Therms)	Customer Emissions (mtCO ₂ e)		
6/25/2007	1,106,340	142,710	1,249,050	6,607	555,120	2,937	1,804,170	9,544	57.96	7.04						
6/26/2007	911,150	110,600	1,021,750	5,405	509,130	2,693	1,530,880	8,098	65.58	0.00						
6/27/2007	900,190	105,150	1,005,340	5,318	521,350	2,758	1,526,690	8,076	63.79	1.21						
6/28/2007	866,170	116,350	982,520	5,198	538,860	2,851	1,521,380	8,048	62.13	2.87						
6/29/2007	950,370	119,100	1,069,470	5,657	538,630	2,849	1,608,100	8,507	58.08	6.92						
6/30/2007	882,570	88,590	971,160	5,137	436,700	2,310	1,407,860	7,448	61.75	3.25						
7/1/2007	802,770	94,460	897,230	4,746	423,260	2,239	1,320,490	6,985	64.92	0.08						
7/2/2007	804,530	107,640	912,170	4,825	512,030	2,709	1,424,200	7,534	66.46	0.00						
7/3/2007	748,720	90,470	839,190	4,439	426,680	2,257	1,265,870	6,696	69.38	0.00						
7/4/2007	659,860	83,540	743,400	3,933	345,530	1,828	1,088,930	5,760	71.29	0.00						
7/5/2007	736,960	107,130	844,090	4,465	492,090	2,603	1,336,180	7,068	69.71	0.00						
7/6/2007	744,920	95,790	840,710	4,447	484,570	2,563	1,325,280	7,011	68.71	0.00						
7/7/2007	734,090	77,970	812,060	4,296	408,290	2,160	1,220,350	6,456	65.33	0.00						
7/8/2007	740,030	92,100	832,130	4,402	399,150	2,112	1,231,280	6,513	63.96	1.04						
7/9/2007	751,990	98,150	850,140	4,497	481,000	2,544	1,331,140	7,042	68.54	0.00						
7/10/2007	704,990	91,040	796,030	4,211	489,820	2,591	1,285,850	6,802	76.96	0.00						
7/11/2007	670,570	91,200	761,770	4,030	498,790	2,639	1,260,560	6,668	81.29	0.00						
7/12/2007	722,450	96,570	819,020	4,333	554,900	2,935	1,373,920	7,268	67.58	0.00						
7/13/2007	716,940	90,690	807,630	4,272	540,050	2,857	1,347,680	7,129	66.83	0.00						
7/14/2007	661,260	67,030	728,290	3,853	449,630	2,379	1,177,920	6,231	70.67	0.00						
7/15/2007	665,960	81,770	747,730	3,955	463,880	2,454	1,211,610	6,409	70.38	0.00						
7/16/2007	722,540	98,890	821,430	4,345	532,030	2,814	1,353,460	7,160	69.38	0.00						
7/17/2007	762,750	102,730	865,480	4,578	537,190	2,842	1,402,670	7,420	64.04	0.96						
7/18/2007	825,190	114,630	939,820	4,972	500,790	2,649	1,440,610	7,621	62.21	2.79						
7/19/2007	779,950	97,200	877,150	4,640	541,430	2,864	1,418,580	7,504	63.96	1.04						
7/20/2007	805,230	96,040	901,270	4,768	533,120	2,820	1,434,390	7,588	61.42	3.58						
7/21/2007	723,820	62,850	786,670	4,161	451,650	2,389	1,238,320	6,551	65.79	0.00						
7/22/2007	715,440	79,880	795,320	4,207	438,020	2,317	1,233,340	6,524	66.33	0.00						
7/23/2007	810,890	113,990	924,880	4,893	573,020	3,031	1,497,900	7,924	63.79	1.21						
7/24/2007	834,550	120,230	954,780	5,051	600,690	3,178	1,555,470	8,228	63.08	1.92						
7/25/2007	803,100	104,680	907,780	4,802	526,110	2,783	1,433,890	7,585	65.92	0.00						
7/26/2007	804,650	120,350	925,000	4,893	580,070	3,069	1,505,070	7,962	61.33	3.67						
7/27/2007	746,640	87,300	833,940	4,412	580,100	3,069	1,414,040	7,480	65.58	0.00						
7/28/2007	715,300	72,490	787,790	4,167	478,070	2,529	1,265,860	6,696	66.42	0.00						
7/29/2007	760,900	102,930	863,830	4,570	485,130	2,566	1,348,960	7,136	63.67	1.33						
7/30/2007	813,800	120,910	934,710	4,945	603,850	3,194	1,538,560	8,139	63.58	1.42						
7/31/2007	797,030	110,280	907,310	4,800	556,140	2,942	1,463,450	7,742	66.29	0.00						
8/1/2007	767,150	107,270	874,420	4,626	519,370	2,747	1,393,790	7,373	70.42	0.00						
8/2/2007	745,560	99,300	844,860	4,469	541,730	2,866	1,386,590	7,335	70.00	0.00						
8/3/2007	764,310	99,000	863,310	4,567	518,430	2,742	1,381,740	7,309	64.04	0.96						
8/4/2007	740,020	76,600	816,620	4,320	456,610	2,415	1,273,230	6,735	64.50	0.50						
8/5/2007	716,220	90,860	807,080	4,269	428,640	2,268	1,235,720	6,537	64.08	0.92						
8/6/2007	798,820	113,300	912,120	4,825	499,810	2,644	1,411,930	7,469	61.42	3.58						
8/7/2007	832,340	108,470	940,810	4,977	481,170	2,545	1,421,980	7,522	61.42	3.58						

Date	Firm		Firm and Interruptible		Firm and Interruptible		Firm and Interruptible		Transportation		Transportation		Total Customer		Average Daily Temp. (°F)	HDD65
	Customer Volumes (Therms)	Customer Volumes (Therms)	Customer Volumes (Therms)	Customer Emissions (mtCO ₂ e)	Customer Volumes (Therms)	Customer Emissions (mtCO ₂ e)	Customer Volumes (Therms)	Customer Emissions (mtCO ₂ e)	Customer Volumes (Therms)	Customer Emissions (mtCO ₂ e)	Customer Volumes (Therms)	Customer Emissions (mtCO ₂ e)	Customer Volumes (Therms)	Customer Emissions (mtCO ₂ e)		
8/8/2007	842,430	121,210	963,640	5,098	513,630	2,717	1,477,270	7,815	64.04	0.96						
8/9/2007	844,430	121,550	965,980	5,110	571,830	3,025	1,537,810	8,135	62.04	2.96						
8/10/2007	824,640	104,060	928,700	4,913	554,190	2,932	1,482,890	7,844	62.50	2.50						
8/11/2007	786,220	78,990	865,210	4,577	480,080	2,540	1,345,290	7,117	62.75	2.25						
8/12/2007	771,970	108,360	880,330	4,657	436,250	2,308	1,316,580	6,965	61.75	3.25						
8/13/2007	800,020	115,040	915,060	4,841	519,080	2,746	1,434,140	7,587	64.79	0.21						
8/14/2007	765,440	107,860	873,300	4,620	562,270	2,974	1,435,570	7,594	69.38	0.00						
8/15/2007	747,840	96,060	843,900	4,464	556,990	2,946	1,400,890	7,411	71.04	0.00						
8/16/2007	770,870	115,690	886,560	4,690	551,590	2,918	1,438,150	7,608	64.75	0.25						
8/17/2007	765,590	93,170	858,760	4,543	538,740	2,850	1,397,500	7,393	63.96	1.04						
8/18/2007	774,730	82,730	857,460	4,536	464,440	2,457	1,321,900	6,993	61.88	3.12						
8/19/2007	817,610	107,460	925,070	4,894	469,420	2,483	1,394,490	7,377	58.46	6.54						
8/20/2007	861,850	113,450	975,300	5,159	513,080	2,714	1,488,380	7,874	61.21	3.79						
8/21/2007	819,520	107,410	926,930	4,903	520,390	2,753	1,447,320	7,656	64.67	0.33						
8/22/2007	807,600	109,620	917,220	4,852	506,190	2,678	1,423,410	7,530	65.08	0.00						
8/23/2007	784,980	105,690	890,670	4,712	516,340	2,731	1,407,010	7,443	67.42	0.00						
8/24/2007	759,170	89,010	848,180	4,487	507,290	2,684	1,355,470	7,170	66.79	0.00						
8/25/2007	772,800	80,200	853,000	4,512	448,430	2,372	1,301,430	6,885	61.58	3.42						
8/26/2007	816,190	113,650	929,840	4,919	440,230	2,329	1,370,070	7,248	60.92	4.08						
8/27/2007	868,870	132,860	1,001,730	5,299	543,550	2,875	1,545,280	8,175	62.33	2.67						
8/28/2007	835,630	113,220	948,850	5,019	517,400	2,737	1,466,250	7,756	65.08	0.00						
8/29/2007	775,260	102,590	877,850	4,644	508,390	2,689	1,386,240	7,333	70.54	0.00						
8/30/2007	760,580	107,630	868,210	4,593	526,010	2,783	1,394,220	7,375	68.46	0.00						
8/31/2007	801,190	100,630	901,820	4,771	497,180	2,630	1,399,000	7,401	62.54	2.46						
9/1/2007	747,900	79,090	826,990	4,375	393,300	2,081	1,220,290	6,455	64.42	0.58						
9/2/2007	682,390	70,220	752,610	3,981	345,160	1,826	1,097,770	5,807	65.08	0.00						
9/3/2007	721,980	76,170	798,150	4,222	356,310	1,885	1,154,460	6,107	66.96	0.00						
9/4/2007	805,540	107,210	912,750	4,828	526,750	2,787	1,439,500	7,615	62.21	2.79						
9/5/2007	803,640	104,880	908,520	4,806	549,700	2,908	1,458,220	7,714	65.42	0.00						
9/6/2007	819,450	120,970	940,420	4,975	572,360	3,028	1,512,780	8,003	63.42	1.58						
9/7/2007	846,860	114,360	961,220	5,085	552,960	2,925	1,514,180	8,010	61.46	3.54						
9/8/2007	853,380	87,310	940,690	4,976	510,320	2,700	1,451,010	7,676	61.71	3.29						
9/9/2007	815,860	100,960	916,820	4,850	479,740	2,538	1,396,560	7,388	65.08	0.00						
9/10/2007	799,330	116,820	916,150	4,846	564,000	2,984	1,480,150	7,830	69.63	0.00						
9/11/2007	774,080	121,380	895,460	4,737	567,810	3,004	1,463,270	7,741	68.29	0.00						
9/12/2007	816,730	152,410	969,140	5,127	609,080	3,222	1,578,220	8,349	60.46	4.54						
9/13/2007	857,920	146,390	1,004,310	5,313	623,060	3,296	1,627,370	8,609	58.88	6.12						
9/14/2007	823,050	126,430	949,480	5,023	571,190	3,022	1,520,670	8,044	60.08	4.92						
9/15/2007	836,820	86,480	923,300	4,884	528,840	2,798	1,452,140	7,682	60.13	4.87						
9/16/2007	991,430	121,780	1,113,210	5,889	489,180	2,588	1,602,390	8,477	56.92	8.08						
9/17/2007	1,099,520	164,170	1,263,690	6,685	579,640	3,066	1,843,330	9,751	56.17	8.83						
9/18/2007	1,206,490	165,990	1,372,480	7,260	558,890	2,957	1,931,370	10,217	53.88	11.12						
9/19/2007	1,313,100	176,430	1,489,530	7,880	572,750	3,030	2,062,280	10,909	54.75	10.25						
9/20/2007	1,471,400	171,750	1,643,150	8,692	598,970	3,169	2,242,120	11,861	53.79	11.21						

Date	Firm		Firm and Interruptible		Firm and Interruptible		Firm and Interruptible		Transportation		Transportation		Transportation		Average Daily Temp. (°F)	HDD65
	Customer Volumes (Therms)	Customer Volumes (Therms)	Customer Volumes (Therms)	Customer Emissions (mtCO ₂ e)	Customer Volumes (Therms)	Customer Emissions (mtCO ₂ e)	Customer Volumes (Therms)	Customer Emissions (mtCO ₂ e)	Customer Volumes (Therms)	Customer Emissions (mtCO ₂ e)	Customer Volumes (Therms)	Customer Emissions (mtCO ₂ e)	Customer Volumes (Therms)	Customer Emissions (mtCO ₂ e)		
9/21/2007	1,121,810	124,700	1,246,510	6,594	585,210	3,096	1,831,720	9,690	57.58	7.42						
9/22/2007	1,247,300	122,170	1,369,470	7,244	466,020	2,465	1,835,490	9,710	55.63	9.37						
9/23/2007	1,495,440	163,440	1,658,880	8,775	513,810	2,718	2,172,690	11,494	53.67	11.33						
9/24/2007	1,356,290	175,020	1,531,310	8,101	578,090	3,058	2,109,400	11,159	54.50	10.50						
9/25/2007	1,582,600	193,040	1,775,640	9,393	595,560	3,151	2,371,200	12,544	52.58	12.42						
9/26/2007	1,391,190	176,020	1,567,210	8,291	622,540	3,293	2,189,750	11,584	55.21	9.79						
9/27/2007	1,343,680	174,220	1,517,900	8,030	567,150	3,000	2,085,050	11,030	55.29	9.71						
9/28/2007	1,606,080	177,460	1,783,540	9,435	570,600	3,018	2,354,140	12,453	51.25	13.75						
9/29/2007	1,800,230	125,880	1,926,110	10,189	473,660	2,506	2,399,770	12,695	50.79	14.21						
9/30/2007	1,791,410	159,230	1,950,640	10,319	458,150	2,424	2,408,790	12,742	51.83	13.17						
10/1/2007	1,529,410	167,700	1,697,110	8,978	595,920	3,152	2,293,030	12,130	54.04	10.96						
10/2/2007	1,866,860	193,400	2,060,260	10,899	529,580	2,801	2,589,840	13,700	52.63	12.37						
10/3/2007	2,127,730	211,300	2,339,030	12,373	596,600	3,156	2,935,630	15,529	48.83	16.17						
10/4/2007	2,110,910	213,920	2,324,830	12,298	623,630	3,299	2,948,460	15,597	49.25	15.75						
10/5/2007	2,187,760	185,710	2,373,470	12,556	502,440	2,658	2,987,230	15,802	48.38	16.62						
10/6/2007	2,036,650	123,250	2,159,900	11,426	613,760	3,247	2,662,340	14,084	49.17	15.83						
10/7/2007	1,649,170	152,360	1,801,530	9,530	472,910	2,502	2,274,440	12,032	55.46	9.54						
10/8/2007	1,891,170	201,430	2,092,600	11,070	601,560	3,182	2,694,160	14,252	50.42	14.58						
10/9/2007	1,549,750	151,380	1,701,130	8,999	581,380	3,076	2,282,510	12,074	54.17	10.83						
10/10/2007	1,728,280	190,500	1,918,780	10,150	564,640	2,987	2,483,420	13,137	53.50	11.50						
10/11/2007	1,931,040	193,280	2,124,320	11,238	616,160	3,259	2,740,480	14,497	51.04	13.96						
10/12/2007	1,785,100	167,650	1,952,750	10,339	575,560	3,045	2,528,310	13,375	52.63	12.37						
10/13/2007	1,846,120	155,670	2,001,790	10,580	480,530	2,542	2,482,320	13,131	51.42	13.58						
10/14/2007	1,545,240	153,480	1,698,720	8,986	470,220	2,487	2,168,940	11,474	53.46	11.54						
10/15/2007	1,872,570	207,670	2,080,240	11,004	569,680	3,014	2,649,920	14,018	52.33	12.67						
10/16/2007	2,391,760	231,420	2,623,180	13,877	586,100	3,100	3,209,280	16,977	49.25	15.75						
10/17/2007	2,508,590	234,030	2,742,620	14,508	663,010	3,507	3,405,630	18,016	47.42	17.58						
10/18/2007	2,219,750	187,280	2,407,030	12,733	604,860	3,200	3,011,890	15,933	50.96	14.04						
10/19/2007	2,502,460	187,270	2,689,730	14,229	616,640	3,262	3,306,370	17,491	49.00	16.00						
10/20/2007	2,543,000	138,980	2,681,980	14,188	515,380	2,726	3,197,360	16,914	47.21	17.79						
10/21/2007	2,279,340	157,310	2,436,650	12,890	483,230	2,556	2,919,880	15,446	50.42	14.58						
10/22/2007	1,563,040	157,380	1,720,420	9,101	577,480	3,055	2,297,900	12,156	55.29	9.71						
10/23/2007	1,274,080	135,800	1,409,880	7,458	541,170	2,863	1,951,050	10,321	59.38	5.62						
10/24/2007	2,174,990	223,970	2,398,960	12,690	592,210	3,133	2,991,170	15,823	51.13	13.87						
10/25/2007	2,903,930	261,570	3,165,500	16,745	651,990	3,449	3,817,490	20,195	45.75	19.25						
10/26/2007	3,057,610	218,720	3,276,330	17,332	645,780	3,416	3,922,110	20,748	44.29	20.71						
10/27/2007	2,881,490	167,980	3,049,470	16,132	542,200	2,868	3,591,670	19,000	44.58	20.42						
10/28/2007	2,445,070	177,970	2,623,040	13,876	525,150	2,778	3,148,190	16,654	47.71	17.29						
10/29/2007	2,766,940	240,630	3,007,570	15,910	613,000	3,243	3,620,570	19,153	47.38	17.62						
10/30/2007	3,149,850	274,900	3,424,750	18,117	623,450	3,298	4,048,200	21,415	44.63	20.37						
10/31/2007	3,262,290	259,410	3,521,700	18,630	602,820	3,189	4,124,520	21,819	41.63	23.37						
11/1/2007	3,133,900	284,280	3,418,180	18,082	626,360	3,313	4,044,540	21,396	45.75	19.25						
11/2/2007	3,151,390	226,270	3,377,660	17,868	637,700	3,373	4,015,360	21,241	42.13	22.87						
11/3/2007	2,057,030	105,220	2,162,250	11,438	499,720	2,644	2,661,970	14,082	51.96	13.04						

Date	Firm			Firm and Interruptible			Firm and Interruptible			Transportation			Transportation			Average Daily Temp. (°F)	HDD65
	Customer Volumes (Therms)	Interruptible Customer Volumes (Therms)	Interruptible Customer Volumes (Therms)	Customer Emissions (mtCO ₂ e)	Interruptible Customer Emissions (mtCO ₂ e)	Interruptible Customer Emissions (mtCO ₂ e)	Customer Volumes (Therms)	Interruptible Customer Volumes (Therms)	Interruptible Customer Emissions (mtCO ₂ e)	Customer Volumes (Therms)	Interruptible Customer Emissions (mtCO ₂ e)	Interruptible Customer Emissions (mtCO ₂ e)	Customer Volumes (Therms)	Interruptible Customer Emissions (mtCO ₂ e)	Interruptible Customer Emissions (mtCO ₂ e)		
11/4/2007	2,366,970	194,100	2,561,070	13,548	545,730	2,887	3,106,800	16,435	49.50	15.50							
11/5/2007	2,844,200	247,530	3,091,730	16,355	663,130	3,508	3,754,860	19,863	45.75	19.25							
11/6/2007	2,668,510	220,230	2,888,740	15,281	561,610	2,971	3,450,340	18,252	45.58	19.42							
11/7/2007	2,203,560	186,590	2,390,150	12,644	569,210	3,011	2,959,360	15,655	50.50	14.50							
11/8/2007	2,011,880	179,010	2,190,890	11,590	567,150	3,000	2,758,040	14,590	51.33	13.67							
11/9/2007	1,998,150	162,950	2,161,100	11,432	533,350	2,821	2,694,450	14,254	51.58	13.42							
11/10/2007	2,474,490	153,060	2,627,550	13,900	488,650	2,585	3,116,200	16,485	48.63	16.37							
11/11/2007	2,798,060	183,170	2,981,230	15,771	515,730	2,728	3,496,960	18,499	47.50	17.50							
11/12/2007	3,210,760	248,450	3,459,210	18,299	618,940	3,274	4,078,150	21,573	46.88	18.12							
11/13/2007	3,408,800	281,830	3,690,630	19,523	654,560	3,463	4,345,190	22,986	43.79	21.21							
11/14/2007	3,210,750	237,990	3,448,740	18,244	620,240	3,281	4,068,980	21,525	44.46	20.54							
11/15/2007	2,344,560	199,550	2,544,110	13,458	611,060	3,233	3,155,170	16,691	51.33	13.67							
11/16/2007	2,346,540	190,730	2,537,270	13,422	579,200	3,064	3,116,470	16,486	50.21	14.79							
11/17/2007	2,816,550	160,850	2,977,400	15,750	510,420	2,700	3,487,820	18,451	47.29	17.71							
11/18/2007	3,390,370	229,840	3,620,210	19,151	569,190	3,011	4,189,400	22,162	43.04	21.96							
11/19/2007	3,672,600	283,380	3,955,980	20,927	730,100	3,862	4,686,080	24,789	41.29	23.71							
11/20/2007	3,834,080	299,220	4,133,300	21,865	675,100	3,571	4,808,400	25,436	41.08	23.92							
11/21/2007	4,193,290	271,990	4,465,280	23,621	597,930	3,163	5,063,210	26,784	38.88	26.12							
11/22/2007	4,209,120	215,950	4,425,070	23,409	405,960	2,148	4,831,030	25,556	37.79	27.21							
11/23/2007	4,428,050	223,490	4,651,540	24,607	475,100	2,513	5,126,640	27,120	37.25	27.75							
11/24/2007	3,994,470	195,370	4,189,840	22,164	473,460	2,505	4,663,300	24,669	38.46	26.54							
11/25/2007	4,112,220	270,170	4,382,390	23,183	528,130	2,794	4,910,520	25,977	39.04	25.96							
11/26/2007	4,504,100	308,740	4,812,840	25,460	747,060	3,952	5,559,900	29,412	37.50	27.50							
11/27/2007	3,735,080	273,340	4,008,420	21,205	677,550	3,584	4,685,970	24,789	40.79	24.21							
11/28/2007	4,090,940	298,130	4,389,070	23,218	736,700	3,897	5,125,770	27,115	39.33	25.67							
11/29/2007	4,252,940	304,430	4,557,370	24,108	700,330	3,705	5,257,700	27,813	39.25	25.75							
11/30/2007	4,464,590	273,270	4,737,860	25,063	689,360	3,647	5,427,220	28,710	37.17	27.83							
12/1/2007	4,791,940	223,200	5,015,140	26,530	627,190	3,318	5,642,330	29,848	34.33	30.67							
12/2/2007	3,877,630	204,800	4,082,430	21,596	580,610	3,071	4,663,040	24,667	41.50	23.50							
12/3/2007	2,213,410	156,660	2,370,070	12,538	631,710	3,342	3,001,780	15,879	54.21	10.79							
12/4/2007	2,547,360	215,960	2,763,320	14,618	601,310	3,181	3,364,630	17,799	52.29	12.71							
12/5/2007	3,496,240	275,760	3,772,000	19,954	640,190	3,387	4,412,190	23,340	44.21	20.79							
12/6/2007	3,921,260	280,180	4,201,440	22,226	662,010	3,502	4,863,450	25,728	40.21	24.79							
12/7/2007	4,375,750	259,920	4,635,670	24,523	616,050	3,259	5,251,720	27,782	39.71	25.29							
12/8/2007	4,978,830	234,470	5,213,300	27,578	596,540	3,156	5,809,840	30,734	34.83	30.17							
12/9/2007	4,852,150	283,270	5,135,420	27,166	631,010	3,338	5,766,430	30,504	33.33	31.67							
12/10/2007	4,729,610	339,760	5,069,370	26,817	684,630	3,622	5,754,000	30,439	35.29	29.71							
12/11/2007	4,622,570	314,910	4,937,480	26,119	634,910	3,359	5,572,390	29,478	36.04	28.96							
12/12/2007	4,237,010	297,650	4,534,660	23,988	660,130	3,492	5,194,790	27,480	38.42	26.58							
12/13/2007	4,111,460	276,610	4,388,070	23,213	622,180	3,291	5,010,250	26,504	39.79	25.21							
12/14/2007	3,576,420	221,420	3,797,840	20,091	629,920	3,332	4,427,760	23,423	42.38	22.62							
12/15/2007	3,779,400	177,620	3,957,020	20,933	556,750	2,945	4,513,770	23,878	42.50	22.50							
12/16/2007	3,674,920	226,580	3,901,500	20,639	545,080	2,883	4,446,580	23,522	43.29	21.71							
12/17/2007	4,123,890	302,370	4,426,260	23,415	679,990	3,597	5,106,250	27,012	40.71	24.29							

Date	Firm		Firm and Interruptible		Firm and Interruptible		Firm and Interruptible		Transportation		Transportation		Total Customer		Average Daily Temp. (°F)	HDD65
	Customer Volumes (Therms)	Customer Volumes (Therms)	Customer Volumes (Therms)	Customer Emissions (mtCO ₂ e)	Customer Volumes (Therms)	Customer Emissions (mtCO ₂ e)	Customer Volumes (Therms)	Customer Emissions (mtCO ₂ e)	Customer Volumes (Therms)	Customer Emissions (mtCO ₂ e)	Customer Volumes (Therms)	Customer Emissions (mtCO ₂ e)	Customer Volumes (Therms)	Customer Emissions (mtCO ₂ e)		
12/18/2007	3,833,010	266,990	4,100,000	21,689	613,680	3,246	4,713,680	24,935	42.33	22.67						
12/19/2007	3,789,710	266,400	4,056,110	21,457	637,370	3,372	4,693,480	24,829	42.75	22.25						
12/20/2007	4,442,310	323,320	4,765,630	25,210	737,960	3,904	5,503,590	29,114	39.04	25.96						
12/21/2007	4,456,260	262,020	4,718,280	24,960	618,910	3,274	5,337,190	28,234	36.88	28.12						
12/22/2007	3,931,240	185,980	4,117,220	21,780	523,000	2,767	4,640,220	24,547	40.08	24.92						
12/23/2007	3,734,320	184,750	3,919,070	20,732	492,690	2,606	4,411,760	23,338	41.96	23.04						
12/24/2007	4,111,650	199,530	4,311,180	22,806	442,580	2,341	4,753,760	25,147	38.88	26.12						
12/25/2007	4,477,660	240,930	4,718,590	24,961	439,140	2,323	5,157,730	27,284	35.46	29.54						
12/26/2007	4,587,300	307,620	4,894,920	25,894	573,610	3,034	5,468,530	28,929	37.46	27.54						
12/27/2007	4,706,780	314,480	5,021,260	26,562	622,970	3,296	5,644,230	29,858	35.63	29.37						
12/28/2007	4,265,260	250,680	4,515,940	23,889	593,460	3,139	5,109,400	27,029	39.50	25.50						
12/29/2007	4,416,080	205,470	4,621,550	24,448	609,170	3,223	5,230,720	27,671	38.13	26.87						
12/30/2007	4,478,490	266,820	4,745,310	25,103	547,810	2,898	5,293,120	28,001	37.63	27.37						
12/31/2007	4,268,420	264,640	4,533,060	23,980	528,720	2,797	5,061,780	26,777	38.58	26.42						
TOTAL	836,343,740	66,517,310	902,861,050	4,776,135	207,910,770	1,099,848	1,110,771,820	5,875,983	N/A	N/A						

Calendar Year 2008

Date	Firm		Firm and Interruptible		Firm and Interruptible		Firm and Interruptible		Transportation		Transportation		Total Customer		Average Daily Temp. (°F)	HDD65
	Customer Volumes (Therms)	Customer Volumes (Therms)	Customer Volumes (Therms)	Customer Emissions (mtCO ₂ e)	Customer Volumes (Therms)	Customer Emissions (mtCO ₂ e)	Customer Volumes (Therms)	Customer Emissions (mtCO ₂ e)	Customer Volumes (Therms)	Customer Emissions (mtCO ₂ e)	Customer Volumes (Therms)	Customer Emissions (mtCO ₂ e)	Customer Volumes (Therms)	Customer Emissions (mtCO ₂ e)		
1/1/2008	3,940,260	212,670	4,152,930	21,969	497,560	2,632	4,650,490	24,601	44.08	20.92						
1/2/2008	3,845,070	271,960	4,117,030	21,779	545,010	2,883	4,662,040	24,662	41.79	23.21						
1/3/2008	3,642,990	250,650	3,893,640	20,597	641,980	3,396	4,535,620	23,993	44.13	20.87						
1/4/2008	3,228,890	192,660	3,421,550	18,100	616,630	3,262	4,038,180	21,362	48.29	16.71						
1/5/2008	4,151,170	205,270	4,356,440	23,046	631,100	3,339	4,987,540	26,384	40.50	24.50						
1/6/2008	4,522,160	275,260	4,797,420	25,378	635,020	3,359	5,432,440	28,738	36.50	28.50						
1/7/2008	4,614,870	340,880	4,955,750	26,216	710,210	3,757	5,665,960	29,973	36.54	28.46						
1/8/2008	4,443,610	296,840	4,740,450	25,077	664,080	3,513	5,404,530	28,590	37.67	27.33						
1/9/2008	4,367,690	287,580	4,655,270	24,626	725,670	3,839	5,380,940	28,465	39.04	25.96						
1/10/2008	3,580,180	236,190	3,816,370	20,189	679,830	3,596	4,496,200	23,785	44.63	20.37						
1/11/2008	3,459,670	221,940	3,681,610	19,476	670,030	3,544	4,351,640	23,020	44.42	20.58						
1/12/2008	3,377,900	168,430	3,546,330	18,760	590,290	3,123	4,136,620	21,883	44.83	20.17						
1/13/2008	3,497,940	236,100	3,734,040	19,753	594,470	3,145	4,328,510	22,898	43.67	21.33						
1/14/2008	4,729,550	330,540	5,060,090	26,768	734,390	3,885	5,794,480	30,653	39.42	25.58						
1/15/2008	5,033,360	342,810	5,376,170	28,440	742,240	3,926	6,118,410	32,366	35.00	30.00						
1/16/2008	4,768,390	332,550	5,100,940	26,984	764,010	4,042	5,864,950	31,026	36.17	28.83						
1/17/2008	4,996,430	328,750	5,325,180	26,054	761,210	4,027	5,686,390	30,081	37.58	27.42						
1/18/2008	4,340,840	266,710	4,607,550	24,374	710,050	3,756	5,317,600	28,130	37.75	27.25						
1/19/2008	4,334,280	170,360	4,504,640	23,830	618,680	3,273	5,123,320	27,102	38.67	26.33						
1/20/2008	4,733,090	246,280	4,979,370	26,341	636,990	3,370	5,616,360	29,711	37.21	27.79						
1/21/2008	5,615,830	333,130	5,948,960	31,470	748,750	3,961	6,697,710	35,431	32.38	32.62						
1/22/2008	5,591,370	338,930	5,930,300	31,371	759,040	4,015	6,689,340	35,387	32.46	32.54						
1/23/2008	5,328,180	315,590	5,643,770	29,856	743,780	3,935	6,387,550	33,790	34.29	30.71						
1/24/2008	5,250,090	315,280	5,565,370	29,441	771,400	4,081	6,336,770	33,522	37.75	27.25						
1/25/2008	5,268,620	306,640	5,575,260	29,493	761,560	4,029	6,336,820	33,522	33.83	31.17						
1/26/2008	5,099,080	225,550	5,324,630	28,167	722,020	3,819	6,046,650	31,987	33.33	31.67						
1/27/2008	4,721,160	292,330	5,013,490	26,521	673,130	3,561	5,686,620	30,082	34.88	30.12						
1/28/2008	5,044,320	337,810	5,382,130	28,471	736,530	3,896	6,118,660	32,368	34.58	30.42						
1/29/2008	4,964,890	319,600	5,284,490	27,955	688,120	3,640	5,972,610	31,595	36.92	28.08						
1/30/2008	4,705,980	303,230	5,009,210	26,499	704,300	3,726	5,713,510	30,224	38.46	26.54						
1/31/2008	4,564,630	307,140	4,871,770	25,772	707,900	3,745	5,579,670	29,516	38.67	26.33						
2/1/2008	4,494,100	262,280	4,756,380	25,161	705,340	3,731	5,461,720	28,892	38.46	26.54						
2/2/2008	4,456,590	216,050	4,672,640	24,718	606,440	3,208	5,279,080	27,926	37.58	27.42						
2/3/2008	4,685,540	287,360	4,972,900	26,307	595,740	3,151	5,568,640	29,458	35.67	29.33						
2/4/2008	4,653,420	321,340	4,974,760	26,316	699,910	3,703	5,674,670	30,019	37.08	27.92						
2/5/2008	4,587,200	292,780	4,879,980	25,815	726,560	3,844	5,606,540	29,659	39.79	25.21						
2/6/2008	4,720,440	293,750	5,014,190	26,525	766,070	4,053	5,780,260	30,578	38.13	26.87						
2/7/2008	4,243,110	271,290	4,514,400	23,881	711,790	3,765	5,226,190	27,647	42.42	22.58						
2/8/2008	4,020,760	231,240	4,252,000	22,493	669,410	3,541	4,921,410	26,034	41.67	23.33						
2/9/2008	2,999,760	148,810	3,148,570	16,656	601,260	3,181	3,749,830	19,837	47.54	17.46						
2/10/2008	3,334,560	216,590	3,551,150	18,786	670,300	3,546	4,221,450	22,331	46.21	18.79						
2/11/2008	3,351,990	257,280	3,609,270	19,093	725,870	3,840	4,335,140	22,933	46.04	18.96						
2/12/2008	3,516,040	261,190	3,777,230	19,982	693,030	3,666	4,470,260	23,648	45.13	19.87						
2/13/2008	4,009,710	302,710	4,312,420	22,813	714,290	3,779	5,026,710	26,591	41.17	23.83						

Date	Firm		Firm and Interruptible		Firm and Interruptible		Firm and Interruptible		Transportation		Transportation		Total Customer		Average Daily Temp. (°F)	HDD65
	Customer Volumes (Therms)	Customer Volumes (Therms)	Customer Volumes (Therms)	Customer Emissions (mtCO ₂ e)	Customer Volumes (Therms)	Customer Emissions (mtCO ₂ e)	Customer Volumes (Therms)	Customer Emissions (mtCO ₂ e)	Customer Volumes (Therms)	Customer Emissions (mtCO ₂ e)	Customer Volumes (Therms)	Customer Emissions (mtCO ₂ e)	Customer Volumes (Therms)	Customer Emissions (mtCO ₂ e)		
2/14/2008	3,979,830	291,830	4,271,660	22,597	761,700	4,029	5,033,360	26,626	39.71	25.29						
2/15/2008	3,751,090	232,330	3,983,420	21,072	692,240	3,662	4,675,660	24,734	41.13	23.87						
2/16/2008	3,667,670	190,000	3,857,670	20,407	583,490	3,087	4,441,160	23,494	44.08	20.92						
2/17/2008	3,834,770	224,980	4,059,750	21,476	601,870	3,184	4,661,620	24,660	40.92	24.08						
2/18/2008	3,648,570	284,670	3,933,240	20,807	617,590	3,267	4,550,830	24,074	42.58	22.42						
2/19/2008	3,318,050	258,120	3,576,170	18,918	713,170	3,773	4,289,340	22,691	43.33	21.67						
2/20/2008	3,142,630	263,860	3,406,490	18,020	630,580	3,336	4,037,070	21,356	46.25	18.75						
2/21/2008	3,496,340	270,610	3,766,950	19,927	614,860	3,253	4,381,810	23,180	42.13	22.87						
2/22/2008	2,774,960	194,230	2,969,190	15,707	583,750	3,088	3,552,940	18,795	46.96	18.04						
2/23/2008	2,881,870	173,710	3,055,580	16,164	541,940	2,867	3,597,520	19,031	45.75	19.25						
2/24/2008	2,764,240	210,090	2,974,330	15,734	546,940	2,893	3,521,270	18,628	47.08	17.92						
2/25/2008	2,895,940	258,250	3,154,190	16,686	659,630	3,489	3,813,820	20,175	47.13	17.87						
2/26/2008	2,906,240	248,620	3,154,860	16,689	641,210	3,392	3,796,070	20,081	46.75	18.25						
2/27/2008	2,602,920	225,420	2,828,340	14,962	656,030	3,470	3,484,370	18,432	47.58	17.42						
2/28/2008	2,478,630	230,170	2,708,800	14,330	675,350	3,573	3,384,150	17,902	49.17	15.83						
2/29/2008	2,651,780	200,490	2,852,270	15,089	652,590	3,452	3,504,860	18,541	47.75	17.25						
3/1/2008	3,343,100	187,210	3,530,310	18,675	611,790	3,236	4,142,100	21,912	43.13	21.87						
3/2/2008	3,184,470	215,260	3,399,730	17,985	614,060	3,248	4,013,790	21,233	42.71	22.29						
3/3/2008	3,832,620	276,920	4,109,540	21,739	694,390	3,673	4,803,930	25,413	42.54	22.46						
3/4/2008	3,607,320	287,810	3,895,130	20,605	691,590	3,659	4,586,720	24,264	42.83	22.17						
3/5/2008	3,460,710	286,970	3,747,680	19,825	705,860	3,734	4,453,540	23,559	41.83	23.17						
3/6/2008	3,108,470	245,500	3,353,970	17,743	681,410	3,605	4,035,380	21,347	43.79	21.21						
3/7/2008	2,891,800	197,830	3,089,630	16,344	667,980	3,534	3,757,610	19,878	45.88	19.12						
3/8/2008	2,789,130	157,460	2,946,590	15,587	583,650	3,088	3,530,240	18,675	46.46	18.54						
3/9/2008	2,410,120	168,240	2,578,360	13,640	576,930	3,052	3,155,290	16,691	48.98	16.02						
3/10/2008	2,464,520	212,660	2,677,180	14,162	633,080	3,349	3,310,260	17,511	50.25	14.75						
3/11/2008	3,274,090	272,550	3,546,640	18,762	698,040	3,693	4,244,680	22,454	44.71	20.29						
3/12/2008	3,284,910	257,580	3,542,490	18,740	696,670	3,685	4,239,160	22,425	43.17	21.83						
3/13/2008	3,571,200	267,030	3,838,230	20,304	707,330	3,742	4,545,560	24,046	42.63	22.37						
3/14/2008	3,407,930	226,160	3,634,090	19,224	684,030	3,619	4,318,120	22,843	42.29	22.71						
3/15/2008	3,234,880	177,710	3,412,590	18,053	641,740	3,411	4,057,330	21,463	43.38	21.62						
3/16/2008	3,597,880	234,550	3,832,430	20,274	596,920	3,158	4,429,350	23,431	41.63	23.37						
3/17/2008	3,234,930	253,700	3,488,630	18,455	698,040	3,693	4,186,670	22,147	44.50	20.50						
3/18/2008	3,222,550	266,130	3,488,680	18,455	657,880	3,480	4,146,560	21,935	44.00	21.00						
3/19/2008	3,207,200	262,060	3,469,260	18,352	644,650	3,410	4,113,910	21,763	43.08	21.92						
3/20/2008	3,626,140	275,400	3,901,540	20,639	703,700	3,723	4,605,240	24,362	41.75	23.25						
3/21/2008	3,609,780	241,740	3,851,520	20,375	683,050	3,613	4,534,570	23,988	41.08	23.92						
3/22/2008	2,740,330	145,120	2,885,450	15,264	566,400	2,996	3,451,850	18,260	46.46	18.54						
3/23/2008	3,523,150	246,620	3,769,770	19,942	615,030	3,254	4,384,800	23,196	43.79	21.21						
3/24/2008	3,543,940	292,810	3,836,750	20,296	677,850	3,586	4,514,600	23,882	41.92	23.08						
3/25/2008	3,883,060	287,280	4,170,340	22,061	688,740	3,643	4,859,080	25,705	39.04	25.96						
3/26/2008	4,051,330	298,010	4,349,340	23,008	678,630	3,590	5,027,970	26,598	39.54	25.46						
3/27/2008	4,178,400	294,880	4,473,280	23,664	708,690	3,749	5,181,970	27,413	38.13	26.87						

Date	Firm		Firm and Interruptible		Firm and Interruptible		Firm and Interruptible		Transportation		Transportation		Transportation		Average Daily Temp. (°F)	HDD65
	Customer Volumes (Therms)	Customer Volumes (Therms)	Customer Volumes (Therms)	Customer Volumes (Therms)	Customer Volumes (Therms)	Customer Volumes (Therms)	Customer Volumes (Therms)	Customer Volumes (Therms)	Customer Volumes (Therms)	Customer Volumes (Therms)	Customer Volumes (Therms)	Customer Volumes (Therms)	Customer Volumes (Therms)	Customer Volumes (Therms)		
3/28/2008	4,539,050	268,810	4,807,860	25,434	692,870	3,665	5,500,730	29,099	36.67	28.33						
3/29/2008	4,063,780	205,300	4,269,080	22,583	655,810	3,469	4,924,890	26,053	37.21	27.79						
3/30/2008	3,836,050	253,540	4,089,590	21,634	691,290	3,657	4,780,880	25,291	39.00	26.00						
3/31/2008	3,635,240	296,940	3,932,180	20,801	779,530	4,124	4,711,710	24,925	40.83	24.17						
4/1/2008	3,437,430	293,130	3,730,560	19,735	777,530	4,113	4,508,090	23,848	40.67	24.33						
4/2/2008	3,172,580	274,470	3,447,050	18,235	736,720	3,897	4,183,770	22,132	43.83	21.17						
4/3/2008	2,711,420	230,170	2,941,590	15,561	661,280	3,498	3,602,870	19,059	45.83	19.17						
4/4/2008	3,348,250	231,030	3,579,280	18,934	658,460	3,483	4,237,740	22,418	43.13	21.87						
4/5/2008	3,085,890	164,120	3,250,010	17,193	543,900	2,877	3,793,910	20,070	43.54	21.46						
4/6/2008	2,897,750	208,290	3,106,040	16,431	581,000	3,073	3,687,040	19,504	45.21	19.79						
4/7/2008	3,268,020	263,650	3,531,670	18,683	663,000	3,507	4,194,670	22,190	44.04	20.96						
4/8/2008	3,426,600	276,990	3,703,590	19,592	642,040	3,396	4,345,630	22,988	41.54	23.46						
4/9/2008	2,781,960	237,100	3,019,060	15,971	602,560	3,188	3,621,620	19,158	43.96	21.04						
4/10/2008	2,778,500	240,470	3,018,970	15,970	618,160	3,270	3,637,130	19,240	46.42	18.58						
4/11/2008	2,096,140	178,400	2,274,540	12,032	472,020	2,497	2,897,850	15,330	49.58	15.42						
4/12/2008	1,388,800	99,340	1,488,140	7,872	623,310	3,297	1,960,160	10,369	59.79	5.21						
4/13/2008	2,038,210	200,930	2,239,140	11,845	523,400	2,769	2,762,540	14,614	49.58	15.42						
4/14/2008	3,204,170	286,660	3,490,830	18,466	665,620	3,521	4,156,450	21,988	43.38	21.62						
4/15/2008	3,324,660	265,040	3,589,700	18,990	608,050	3,217	4,197,750	22,206	42.00	23.00						
4/16/2008	2,487,430	214,650	2,702,080	14,294	585,020	3,095	3,287,100	17,389	47.88	17.12						
4/17/2008	2,596,450	233,700	2,830,150	14,971	644,330	3,409	3,474,480	18,380	48.46	16.54						
4/18/2008	3,737,830	258,370	3,996,200	21,140	663,170	3,508	4,659,370	24,648	42.08	22.92						
4/19/2008	3,923,790	209,310	4,133,100	21,864	611,120	3,233	4,744,220	25,097	37.54	27.46						
4/20/2008	3,554,730	254,390	3,809,120	20,150	577,330	3,054	4,386,450	23,204	39.50	25.50						
4/21/2008	3,250,190	278,620	3,528,810	18,667	609,100	3,222	4,137,910	21,890	41.08	23.92						
4/22/2008	2,641,130	227,300	2,868,430	15,174	569,880	3,015	3,438,310	18,189	47.25	17.75						
4/23/2008	2,484,680	221,870	2,706,550	14,318	603,400	3,192	3,309,950	17,510	48.21	16.79						
4/24/2008	2,932,700	244,850	3,177,550	16,809	649,930	3,438	3,827,480	20,247	46.29	18.71						
4/25/2008	2,507,040	197,950	2,704,990	14,309	621,460	3,288	3,326,450	17,597	47.21	17.79						
4/26/2008	1,815,290	116,040	1,931,330	10,217	521,790	2,760	2,453,120	12,977	52.79	12.21						
4/27/2008	1,619,320	131,840	1,751,160	9,264	503,410	2,663	2,254,570	11,927	54.08	10.92						
4/28/2008	1,718,590	191,670	1,910,260	10,105	539,410	2,853	2,449,670	12,959	54.50	10.50						
4/29/2008	2,447,900	243,780	2,691,680	14,239	543,310	2,874	3,234,990	17,113	46.83	18.17						
4/30/2008	2,549,130	233,790	2,782,920	14,722	557,580	2,950	3,340,500	17,671	45.46	19.54						
5/1/2008	2,274,860	215,160	2,490,020	13,172	571,110	3,021	3,061,130	16,193	48.79	16.21						
5/2/2008	1,881,100	151,360	2,032,460	10,752	554,990	2,935	2,587,360	13,687	52.54	12.46						
5/3/2008	2,312,620	144,930	2,457,550	13,000	486,200	2,572	2,943,750	15,572	48.50	16.50						
5/4/2008	1,579,600	140,100	1,719,700	9,097	448,210	2,371	2,167,910	11,468	54.17	10.83						
5/5/2008	1,408,020	160,120	1,568,140	8,295	532,670	2,818	2,100,810	11,113	56.92	8.08						
5/6/2008	1,988,940	202,630	2,191,570	11,593	562,910	2,978	2,754,480	14,571	50.33	14.67						
5/7/2008	2,470,870	220,860	2,691,730	14,239	615,660	3,257	3,307,390	17,496	48.50	16.50						
5/8/2008	2,371,790	227,530	2,599,320	13,750	676,860	3,581	3,276,180	17,331	48.33	16.67						
5/9/2008	1,730,490	154,710	1,885,200	9,973	573,140	3,032	2,458,340	13,005	50.92	14.08						
5/10/2008	1,870,830	129,380	2,000,210	10,581	494,710	2,617	2,494,920	13,198	52.58	12.42						

Date	Firm		Interruptible		Firm and Interruptible		Firm and Interruptible		Transportation		Transportation		Total Customer		Average Daily Temp. (°F)	HDD65
	Customer Volumes (Therms)	Customer Volumes (Therms)	Customer Volumes (Therms)	Customer Volumes (Therms)	Customer Emissions (mtCO ₂ e)	Customer Emissions (mtCO ₂ e)	Customer Volumes (Therms)	Customer Emissions (mtCO ₂ e)	Customer Volumes (Therms)	Customer Emissions (mtCO ₂ e)	Customer Volumes (Therms)	Customer Emissions (mtCO ₂ e)	Customer Volumes (Therms)	Customer Emissions (mtCO ₂ e)		
5/11/2008	2,257,360	198,630	2,455,990	12,992	568,360	3,007	3,015	3,024,350	15,999	48.54	16.46					
5/12/2008	1,914,140	189,330	2,103,470	11,127	626,720	3,315	3,315	2,730,190	14,443	50.33	14.67					
5/13/2008	2,145,020	187,600	2,332,620	12,340	613,500	3,245	3,245	2,946,120	15,585	51.00	14.00					
5/14/2008	1,442,550	139,890	1,582,440	8,371	558,760	2,956	2,956	2,141,200	11,327	58.04	6.96					
5/15/2008	1,168,740	143,980	1,312,720	6,944	653,500	3,457	3,457	1,966,220	10,401	60.71	4.29					
5/16/2008	922,280	95,460	1,017,740	5,384	596,810	3,157	3,157	1,614,550	8,541	66.88	0.00					
5/17/2008	790,890	79,230	870,120	4,603	480,090	2,540	2,540	1,350,210	7,143	73.38	0.00					
5/18/2008	851,240	99,380	950,620	5,029	393,560	2,082	2,082	1,344,180	7,111	63.96	1.04					
5/19/2008	883,670	115,940	999,610	5,288	463,110	2,450	2,450	1,462,720	7,738	65.50	0.00					
5/20/2008	1,265,850	188,530	1,454,380	7,694	510,530	2,701	2,701	1,964,910	10,394	54.17	10.83					
5/21/2008	1,791,940	196,440	1,988,380	10,519	543,440	2,875	2,875	2,531,820	13,393	50.71	14.29					
5/22/2008	1,839,580	185,370	2,024,950	10,712	612,950	3,243	3,243	2,637,900	13,954	50.54	14.46					
5/23/2008	1,554,320	146,780	1,701,100	8,999	552,420	2,922	2,922	2,253,520	11,921	54.04	10.96					
5/24/2008	976,850	76,500	1,053,350	5,572	429,620	2,273	2,273	1,482,970	7,845	64.67	0.33					
5/25/2008	872,590	106,620	979,210	5,180	393,920	2,084	2,084	1,373,130	7,264	59.21	5.79					
5/26/2008	1,009,660	114,250	1,123,910	5,945	363,350	1,922	1,922	1,487,260	7,868	57.88	7.12					
5/27/2008	1,014,050	131,280	1,145,330	6,059	481,960	2,550	2,550	1,627,290	8,608	59.42	5.58					
5/28/2008	1,157,480	156,380	1,313,860	6,950	545,490	2,886	2,886	1,859,350	9,836	57.83	7.17					
5/29/2008	1,479,660	177,960	1,657,620	8,769	544,240	2,879	2,879	2,201,860	11,648	52.00	13.00					
5/30/2008	1,329,090	142,900	1,471,990	7,787	600,670	3,178	3,178	2,072,660	10,964	54.25	10.75					
5/31/2008	1,277,180	101,830	1,379,010	7,295	542,670	2,871	2,871	1,921,680	10,166	54.75	10.25					
6/1/2008	1,584,330	150,330	1,734,660	9,176	573,990	3,036	3,036	2,308,650	12,213	53.08	11.92					
6/2/2008	1,392,250	158,330	1,550,580	8,203	584,500	3,092	3,092	2,135,080	11,295	54.13	10.87					
6/3/2008	1,713,620	192,380	1,906,000	10,083	534,900	2,830	2,830	2,440,900	12,912	52.75	12.25					
6/4/2008	1,781,110	193,760	1,974,870	10,447	584,780	3,093	3,093	2,559,650	13,541	51.21	13.79					
6/5/2008	2,063,850	220,910	2,284,760	12,086	607,050	3,211	3,211	2,891,810	15,298	50.17	14.83					
6/6/2008	2,109,540	175,180	2,284,720	12,086	547,940	2,899	2,899	2,832,660	14,985	49.58	15.42					
6/7/2008	1,958,610	128,760	2,087,370	11,042	465,130	2,461	2,461	2,552,500	13,503	51.25	13.75					
6/8/2008	1,638,140	153,710	1,791,850	9,479	461,220	2,440	2,440	2,253,070	11,919	51.71	13.29					
6/9/2008	2,159,340	210,460	2,369,800	12,536	565,430	2,991	2,991	2,935,230	15,527	49.71	15.29					
6/10/2008	2,054,820	188,940	2,243,760	11,869	529,060	2,799	2,799	2,772,820	14,668	50.58	14.42					
6/11/2008	2,079,700	192,820	2,272,520	12,022	552,250	2,921	2,921	2,824,770	14,943	51.00	14.00					
6/12/2008	1,346,720	144,710	1,491,430	7,890	556,150	2,942	2,942	2,047,580	10,832	55.42	9.58					
6/13/2008	1,415,600	146,930	1,562,530	8,266	564,970	2,989	2,989	2,127,500	11,254	54.21	10.79					
6/14/2008	1,367,870	111,970	1,479,840	7,828	466,010	2,465	2,465	1,945,850	10,294	54.54	10.46					
6/15/2008	1,115,210	126,890	1,242,100	6,571	448,060	2,370	2,370	1,690,160	8,941	60.08	4.92					
6/16/2008	1,086,810	151,230	1,238,040	6,549	527,120	2,788	2,788	1,765,160	9,338	58.92	6.08					
6/17/2008	1,353,320	178,640	1,531,960	8,104	496,710	2,628	2,628	2,028,670	10,732	53.88	11.12					
6/18/2008	1,406,000	167,100	1,573,100	8,322	532,500	2,817	2,817	2,105,600	11,139	54.04	10.96					
6/19/2008	1,107,600	127,290	1,234,890	6,533	550,650	2,913	2,913	1,785,540	9,446	59.21	5.79					
6/20/2008	899,400	91,260	990,660	5,241	496,930	2,629	2,629	1,487,590	7,869	65.92	0.00					
6/21/2008	826,410	79,970	906,380	4,795	402,230	2,128	2,128	1,308,610	6,923	65.50	0.00					
6/22/2008	959,330	134,410	1,093,740	5,786	427,100	2,259	2,259	1,520,840	8,045	58.75	6.25					
6/23/2008	1,101,890	155,450	1,257,340	6,651	515,370	2,726	2,726	1,772,710	9,378	56.50	8.50					

Date	Firm		Firm and Interruptible		Firm and Interruptible		Firm and Interruptible		Transportation		Transportation		Total Customer		Average Daily Temp. (°F)	HDD65
	Customer Volumes (Therms)	Customer Volumes (Therms)	Customer Volumes (Therms)	Customer Emissions (mtCO ₂ e)	Customer Volumes (Therms)	Customer Emissions (mtCO ₂ e)	Customer Volumes (Therms)	Customer Emissions (mtCO ₂ e)	Customer Volumes (Therms)	Customer Emissions (mtCO ₂ e)	Customer Volumes (Therms)	Customer Emissions (mtCO ₂ e)	Customer Volumes (Therms)	Customer Emissions (mtCO ₂ e)		
6/24/2008	1,002,650	129,620	1,132,270	5,990	481,570	2,548	1,613,840	8,537	59.13	5.87						
6/25/2008	969,840	131,320	1,101,160	5,825	489,630	2,590	1,590,790	8,415	61.17	3.83						
6/26/2008	1,038,930	145,370	1,184,300	6,265	562,410	2,975	1,746,710	9,240	57.29	7.71						
6/27/2008	856,990	88,560	945,550	5,002	485,200	2,567	1,430,750	7,569	66.71	0.00						
6/28/2008	709,180	68,270	777,450	4,113	422,350	2,234	1,199,800	6,347	75.04	0.00						
6/29/2008	659,250	82,620	741,870	3,924	416,530	2,203	1,158,400	6,128	77.58	0.00						
6/30/2008	757,280	108,340	865,620	4,579	490,860	2,597	1,356,480	7,176	68.88	0.00						
7/1/2008	799,140	114,320	913,460	4,832	462,570	2,447	1,376,030	7,279	63.33	1.67						
7/2/2008	767,680	98,000	865,680	4,579	469,230	2,482	1,334,910	7,062	67.21	0.00						
7/3/2008	764,980	99,570	864,550	4,573	426,990	2,259	1,291,540	6,832	63.08	1.92						
7/4/2008	706,840	72,590	779,430	4,123	299,270	1,583	1,078,700	5,706	64.54	0.46						
7/5/2008	759,340	76,370	835,710	4,421	328,370	1,737	1,164,080	6,158	63.79	1.21						
7/6/2008	830,900	112,260	943,160	4,989	431,440	2,282	1,374,600	7,272	61.67	3.33						
7/7/2008	850,800	116,730	967,530	5,118	530,900	2,808	1,498,430	7,927	65.08	0.00						
7/8/2008	791,300	99,500	890,800	4,712	502,080	2,665	1,392,880	7,368	69.33	0.00						
7/9/2008	789,100	110,170	899,270	4,757	503,840	2,665	1,403,110	7,422	70.75	0.00						
7/10/2008	852,810	135,200	988,010	5,227	533,330	2,821	1,521,340	8,048	61.92	3.08						
7/11/2008	804,140	95,990	900,130	4,762	547,210	2,895	1,447,340	7,656	66.33	0.00						
7/12/2008	709,750	71,910	781,660	4,135	449,450	2,378	1,231,110	6,513	73.29	0.00						
7/13/2008	699,560	94,520	794,080	4,201	425,120	2,249	1,219,200	6,450	72.21	0.00						
7/14/2008	774,580	107,990	882,570	4,669	503,680	2,664	1,386,250	7,333	68.79	0.00						
7/15/2008	768,960	111,930	880,890	4,660	498,040	2,635	1,378,930	7,295	69.88	0.00						
7/16/2008	798,190	109,270	907,460	4,800	525,100	2,778	1,432,560	7,578	63.71	1.29						
7/17/2008	828,480	127,800	956,280	5,059	578,160	3,058	1,534,440	8,117	59.17	5.83						
7/18/2008	847,980	105,570	953,550	5,044	490,980	2,597	1,444,530	7,642	58.46	6.54						
7/19/2008	795,020	81,170	876,190	4,635	409,410	2,166	1,285,600	6,801	61.88	3.12						
7/20/2008	757,010	93,580	850,590	4,500	388,070	2,053	1,238,660	6,553	64.54	0.46						
7/21/2008	785,750	113,640	899,390	4,758	485,910	2,570	1,385,300	7,328	63.33	1.67						
7/22/2008	916,920	136,970	1,053,890	5,575	500,430	2,647	1,554,320	8,222	57.75	7.25						
7/23/2008	974,310	145,510	1,119,820	5,924	516,160	2,730	1,635,980	8,654	58.67	6.33						
7/24/2008	841,100	117,840	958,940	5,073	576,820	3,051	1,535,760	8,124	62.96	2.04						
7/25/2008	780,550	94,700	875,250	4,630	498,310	2,636	1,373,560	7,266	63.29	1.71						
7/26/2008	749,250	69,060	818,310	4,329	422,120	2,233	1,240,430	6,562	63.50	1.50						
7/27/2008	795,570	110,480	906,050	4,793	377,820	1,999	1,283,870	6,792	63.17	1.83						
7/28/2008	820,540	107,680	928,220	4,910	460,750	2,437	1,388,970	7,348	64.33	0.67						
7/29/2008	926,710	126,610	1,053,320	5,572	526,490	2,785	1,579,810	8,357	58.71	6.29						
7/30/2008	983,230	140,110	1,123,340	5,942	510,550	2,701	1,633,890	8,643	58.46	6.54						
7/31/2008	935,550	118,900	1,054,450	5,578	555,920	2,941	1,610,370	8,519	58.29	6.71						
8/1/2008	854,250	102,430	956,680	5,061	506,770	2,681	1,463,450	7,742	61.75	3.25						
8/2/2008	860,120	91,330	951,450	5,033	407,530	2,156	1,358,980	7,189	60.67	4.33						
8/3/2008	835,520	105,950	941,470	4,960	419,390	2,219	1,360,860	7,199	62.21	2.79						
8/4/2008	801,490	98,410	899,900	4,780	504,410	2,668	1,404,310	7,429	69.75	0.00						
8/5/2008	761,170	101,340	862,510	4,563	461,260	2,440	1,323,770	7,003	74.42	0.00						
8/6/2008	741,200	91,990	833,190	4,408	440,530	2,330	1,273,720	6,738	73.08	0.00						

Date	Firm Customer Volumes (Therms)	Interruptible Customer Volumes (Therms)	Firm and Interruptible Customer Volumes (Therms)	Firm and Interruptible Customer Emissions (mtCO ₂ e)	Transportation Customer Volumes (Therms)	Transportation Customer Emissions (mtCO ₂ e)	Total Customer Volumes (Therms)	Total Customer Emissions (mtCO ₂ e)	Average Daily Temp. (°F)	HDD65
8/7/2008	764,830	102,300	867,130	4,587	512,610	2,712	1,379,740	7,299	66.00	0.00
8/8/2008	812,190	91,420	903,610	4,780	501,380	2,652	1,404,990	7,432	61.21	3.79
8/9/2008	800,300	81,060	881,360	4,662	470,250	2,488	1,351,610	7,150	59.96	5.04
8/10/2008	767,470	85,170	852,640	4,510	510,290	2,699	1,362,930	7,210	62.58	2.42
8/11/2008	785,980	101,410	887,390	4,694	563,490	2,981	1,450,880	7,675	66.46	0.00
8/12/2008	794,040	96,370	890,410	4,710	544,100	2,878	1,434,510	7,589	66.21	0.00
8/13/2008	796,170	95,200	891,370	4,715	529,750	2,802	1,421,120	7,518	69.96	0.00
8/14/2008	697,190	92,240	789,430	4,176	556,360	2,943	1,345,790	7,119	74.71	0.00
8/15/2008	657,350	78,930	736,280	3,895	528,200	2,794	1,264,480	6,689	76.96	0.00
8/16/2008	634,350	62,050	696,400	3,684	391,990	2,074	1,088,390	5,758	77.21	0.00
8/17/2008	639,850	77,160	717,010	3,793	402,760	2,131	1,119,770	5,924	71.96	0.00
8/18/2008	780,330	110,100	890,430	4,710	478,910	2,533	1,369,340	7,244	61.46	3.54
8/19/2008	750,530	95,480	846,010	4,475	515,830	2,729	1,361,840	7,204	63.63	1.37
8/20/2008	812,260	118,470	930,730	4,924	509,980	2,698	1,440,710	7,621	60.42	4.58
8/21/2008	870,970	129,230	1,000,200	5,291	560,610	2,966	1,560,810	8,257	60.58	4.42
8/22/2008	817,700	100,950	918,650	4,860	531,340	2,811	1,449,990	7,670	62.92	2.08
8/23/2008	722,610	68,310	790,920	4,184	472,340	2,499	1,263,260	6,683	68.58	0.00
8/24/2008	742,280	102,810	845,090	4,471	437,120	2,312	1,282,210	6,783	63.25	1.75
8/25/2008	901,030	149,200	1,050,230	5,556	529,670	2,802	1,579,900	8,358	58.21	6.79
8/26/2008	943,410	136,530	1,079,940	5,713	527,220	2,789	1,607,160	8,502	58.38	6.62
8/27/2008	938,180	119,120	1,057,300	5,593	503,150	2,662	1,560,450	8,255	59.75	5.25
8/28/2008	859,020	102,290	961,310	5,085	561,880	2,972	1,523,190	8,058	62.63	2.37
8/29/2008	796,850	102,730	899,580	4,759	513,860	2,718	1,413,440	7,477	64.42	0.58
8/30/2008	926,260	101,570	1,027,830	5,437	351,340	1,859	1,379,170	7,296	57.00	8.00
8/31/2008	1,030,870	104,700	1,135,570	6,007	368,890	1,951	1,504,460	7,959	56.75	8.25
9/1/2008	1,110,170	134,010	1,244,180	6,582	347,140	1,836	1,591,320	8,418	56.96	8.04
9/2/2008	1,027,240	142,080	1,169,320	6,186	537,360	2,843	1,706,680	9,028	58.13	6.87
9/3/2008	935,790	127,610	1,063,400	5,625	523,380	2,769	1,586,780	8,394	60.67	4.33
9/4/2008	904,250	128,430	1,032,680	5,463	487,120	2,577	1,519,800	8,040	62.67	2.33
9/5/2008	853,200	103,400	956,600	5,060	473,240	2,503	1,429,840	7,564	62.25	2.75
9/6/2008	813,210	78,640	891,850	4,718	381,330	2,017	1,273,180	6,735	63.21	1.79
9/7/2008	816,100	97,540	913,640	4,833	417,980	2,211	1,331,620	7,044	65.46	0.00
9/8/2008	836,050	116,300	952,350	5,038	538,790	2,850	1,491,140	7,888	67.00	0.00
9/9/2008	854,860	135,020	989,880	5,236	544,450	2,880	1,534,330	8,117	63.38	1.62
9/10/2008	900,900	137,250	1,038,150	5,492	524,800	2,776	1,562,950	8,268	60.67	4.33
9/11/2008	887,660	122,940	1,010,600	5,346	469,340	2,483	1,479,940	7,829	64.58	0.42
9/12/2008	828,440	105,620	934,060	4,941	510,280	2,699	1,444,340	7,641	63.63	1.37
9/13/2008	864,220	93,990	958,210	5,069	463,720	2,453	1,421,930	7,522	61.46	3.54
9/14/2008	822,410	107,320	929,730	4,918	444,030	2,349	1,373,760	7,267	65.00	0.00
9/15/2008	817,120	126,660	943,780	4,993	585,470	3,097	1,529,250	8,090	66.33	0.00
9/16/2008	820,340	128,860	949,200	5,021	522,230	2,763	1,471,430	7,784	66.83	0.00
9/17/2008	836,730	136,870	973,600	5,150	540,870	2,861	1,514,470	8,012	62.21	2.79
9/18/2008	987,660	151,630	1,139,290	6,027	546,320	2,890	1,685,610	8,917	56.46	8.54
9/19/2008	1,066,010	123,610	1,189,620	6,293	512,610	2,712	1,702,230	9,005	57.08	7.92

Date	Firm		Firm and Interruptible		Firm and Interruptible		Firm and Interruptible		Transportation		Transportation		Total Customer		Average Daily Temp. (°F)	HDD65
	Customer Volumes (Therms)	Customer Volumes (Therms)	Customer Volumes (Therms)	Customer Emissions (mtCO ₂ e)	Customer Volumes (Therms)	Customer Emissions (mtCO ₂ e)	Customer Volumes (Therms)	Customer Emissions (mtCO ₂ e)	Customer Volumes (Therms)	Customer Emissions (mtCO ₂ e)	Customer Volumes (Therms)	Customer Emissions (mtCO ₂ e)	Customer Volumes (Therms)	Customer Emissions (mtCO ₂ e)		
9/20/2008	1,280,850	107,230	1,388,080	7,343	448,960	2,375	1,837,040	9,718	55.29	9.71						
9/21/2008	1,133,150	126,290	1,259,440	6,662	439,610	2,326	1,699,050	8,988	57.46	7.54						
9/22/2008	1,442,210	205,290	1,647,500	8,715	597,060	3,158	2,244,560	11,874	54.67	10.33						
9/23/2008	1,475,400	188,840	1,664,240	8,804	615,650	3,257	2,279,890	12,061	52.79	12.21						
9/24/2008	1,355,240	167,950	1,523,190	8,058	530,380	2,806	2,053,570	10,863	55.17	9.83						
9/25/2008	1,303,620	156,530	1,460,150	7,724	507,810	2,686	1,967,960	10,411	56.29	8.71						
9/26/2008	1,035,270	131,630	1,166,900	6,173	528,840	2,798	1,695,740	8,970	58.08	6.92						
9/27/2008	1,057,930	106,520	1,164,450	6,160	436,600	2,310	1,601,050	8,470	57.79	7.21						
9/28/2008	1,168,210	138,840	1,307,050	6,914	399,320	2,112	1,706,370	9,027	58.58	6.42						
9/29/2008	1,031,000	149,340	1,180,340	6,244	540,400	2,859	1,720,740	9,103	61.75	3.25						
9/30/2008	1,006,500	142,510	1,149,010	6,078	556,770	2,945	1,705,780	9,024	59.58	5.42						
10/1/2008	963,690	127,460	1,091,150	5,772	548,700	2,903	1,639,850	8,675	60.13	4.87						
10/2/2008	973,440	121,630	1,095,070	5,793	495,590	2,622	1,590,660	8,415	61.75	3.25						
10/3/2008	1,058,530	127,800	1,186,330	6,276	453,070	2,397	1,639,400	8,672	58.63	6.37						
10/4/2008	1,343,900	125,350	1,469,250	7,772	406,000	2,148	1,875,250	9,920	56.96	8.04						
10/5/2008	1,575,560	163,400	1,738,960	9,199	399,260	2,112	2,138,220	11,311	52.04	12.96						
10/6/2008	1,540,220	175,350	1,715,570	9,075	547,950	2,899	2,263,520	11,974	54.54	10.46						
10/7/2008	1,613,430	200,270	1,813,700	9,594	553,310	2,927	2,367,010	12,521	54.50	10.50						
10/8/2008	2,065,250	234,300	2,299,550	12,165	618,560	3,272	2,918,110	15,437	49.71	15.29						
10/9/2008	2,507,900	248,920	2,756,820	14,584	517,960	2,740	3,274,780	17,324	45.58	19.42						
10/10/2008	2,525,800	206,010	2,731,810	14,451	537,490	2,843	3,269,300	17,295	47.92	17.08						
10/11/2008	2,369,130	155,910	2,525,040	13,357	493,960	2,613	3,019,000	15,971	46.58	18.42						
10/12/2008	1,809,850	151,630	1,961,480	10,376	546,010	2,888	2,507,490	13,265	51.17	13.83						
10/13/2008	1,755,300	194,010	1,949,310	10,312	632,910	3,348	2,582,220	13,660	53.96	11.04						
10/14/2008	2,317,680	252,370	2,570,050	13,596	638,720	3,379	3,208,770	16,974	49.42	15.58						
10/15/2008	2,542,650	238,340	2,780,990	14,711	582,190	3,080	3,363,180	17,791	45.79	19.21						
10/16/2008	1,936,720	170,010	2,106,730	11,145	507,800	2,686	2,614,530	13,831	51.42	13.58						
10/17/2008	1,345,150	126,420	1,471,570	7,785	467,550	2,473	1,939,120	10,258	57.17	7.83						
10/18/2008	2,011,520	147,140	2,158,660	11,419	420,710	2,226	2,579,370	13,645	50.42	14.58						
10/19/2008	2,440,700	188,090	2,628,790	13,906	487,620	2,580	3,116,410	16,486	45.92	19.08						
10/20/2008	2,604,050	228,140	2,832,190	14,982	568,620	3,008	3,400,810	17,990	49.25	15.75						
10/21/2008	2,589,780	245,130	2,834,910	14,997	619,580	3,278	3,454,490	18,274	47.46	17.54						
10/22/2008	2,189,190	209,790	2,398,980	12,691	544,430	2,880	2,943,410	15,571	50.63	14.37						
10/23/2008	2,428,600	239,920	2,668,520	14,116	557,140	2,947	3,225,660	17,064	49.25	15.75						
10/24/2008	2,599,080	191,730	2,790,810	14,763	594,520	3,145	3,385,330	17,908	46.08	18.92						
10/25/2008	2,309,100	136,420	2,445,520	12,937	521,890	2,761	2,967,410	15,698	49.71	15.29						
10/26/2008	2,466,600	189,810	2,656,410	14,052	510,340	2,700	3,166,750	16,752	48.58	16.42						
10/27/2008	2,279,300	223,310	2,502,610	13,239	644,760	3,411	3,147,370	16,650	50.50	14.50						
10/28/2008	2,217,050	200,740	2,417,790	12,790	598,860	3,168	3,016,650	15,958	49.71	15.29						
10/29/2008	1,944,160	191,530	2,135,690	11,298	601,540	3,182	2,737,230	14,480	52.92	12.08						
10/30/2008	2,104,790	188,660	2,293,450	12,132	534,080	2,825	2,827,530	14,958	51.04	13.96						
10/31/2008	1,826,320	158,910	1,985,230	10,502	501,010	2,650	2,486,240	13,152	54.13	10.87						
11/1/2008	1,831,180	122,530	1,953,710	10,335	452,770	2,395	2,406,480	12,730	56.67	8.33						
11/2/2008	2,086,590	175,860	2,262,450	11,968	480,720	2,543	2,743,170	14,511	51.83	13.17						

Date	Firm		Firm and Interruptible		Firm and Interruptible		Firm and Interruptible		Transportation		Transportation		Transportation		Average Daily Temp. (°F)	HDD65
	Customer Volumes (Therms)	Customer Volumes (Therms)	Customer Volumes (Therms)	Customer Emissions (mtCO ₂ e)	Customer Volumes (Therms)	Customer Emissions (mtCO ₂ e)	Customer Volumes (Therms)	Customer Emissions (mtCO ₂ e)	Customer Volumes (Therms)	Customer Emissions (mtCO ₂ e)	Customer Volumes (Therms)	Customer Emissions (mtCO ₂ e)	Customer Volumes (Therms)	Customer Emissions (mtCO ₂ e)		
11/3/2008	2,381,790	233,920	2,615,710	13,837	596,030	3,153	3,211,740	16,990	48.58	16.42						
11/4/2008	2,993,370	257,800	3,251,170	17,199	622,220	3,292	3,873,390	20,490	44.96	20.04						
11/5/2008	2,775,640	231,700	3,007,340	15,909	593,900	3,142	3,601,240	19,051	45.71	19.29						
11/6/2008	2,122,310	166,780	2,289,090	12,109	499,780	2,644	2,788,870	14,753	52.25	12.75						
11/7/2008	1,531,570	123,510	1,655,080	8,755	509,910	2,697	2,164,990	11,453	58.00	7.00						
11/8/2008	1,647,610	114,140	1,761,750	9,320	441,930	2,338	2,203,680	11,657	56.13	8.87						
11/9/2008	1,998,320	180,190	2,178,510	11,524	429,430	2,272	2,607,940	13,796	51.54	13.46						
11/10/2008	2,253,820	214,530	2,468,350	13,058	596,960	3,158	3,065,310	16,215	49.92	15.08						
11/11/2008	2,293,350	179,250	2,472,600	13,080	523,540	2,770	2,996,140	15,850	50.04	14.96						
11/12/2008	2,025,820	179,180	2,205,000	11,664	543,560	2,875	2,748,560	14,540	54.29	10.71						
11/13/2008	2,809,120	250,170	3,059,290	16,184	549,960	2,909	3,609,250	19,093	47.83	17.17						
11/14/2008	2,652,570	195,090	2,847,660	15,064	526,960	2,788	3,374,620	17,852	46.96	18.04						
11/15/2008	2,289,340	146,760	2,436,100	12,887	458,710	2,427	2,894,810	15,314	49.88	15.12						
11/16/2008	2,418,220	202,740	2,620,960	13,865	468,310	2,477	3,089,270	16,342	47.58	17.42						
11/17/2008	2,276,820	202,110	2,478,930	13,114	480,430	2,541	2,959,360	15,655	49.46	15.54						
11/18/2008	2,861,940	244,430	3,106,370	16,433	607,300	3,213	3,713,670	19,645	48.21	16.79						
11/19/2008	2,924,400	244,770	3,169,170	16,765	577,670	3,056	3,746,840	19,821	48.96	16.04						
11/20/2008	3,137,220	249,200	3,386,420	17,914	546,080	2,889	3,932,500	20,803	48.08	16.92						
11/21/2008	3,005,670	215,540	3,221,210	17,040	579,380	3,065	3,800,590	20,105	46.33	18.67						
11/22/2008	3,196,260	180,260	3,376,520	17,862	531,640	2,812	3,908,160	20,674	44.67	20.33						
11/23/2008	3,463,100	254,110	3,717,210	19,664	532,110	2,815	4,249,320	22,479	44.58	20.42						
11/24/2008	3,447,320	285,080	3,732,400	19,744	658,280	3,482	4,390,680	23,227	43.58	21.42						
11/25/2008	3,493,420	274,050	3,767,470	19,930	610,480	3,229	4,377,950	23,159	44.50	20.50						
11/26/2008	3,653,910	264,480	3,918,390	20,728	575,260	3,043	4,493,650	23,771	41.79	23.21						
11/27/2008	3,144,000	159,420	3,303,420	17,475	426,760	2,258	3,730,180	19,733	41.58	23.42						
11/28/2008	2,630,780	127,770	2,758,550	14,593	383,570	2,029	3,142,120	16,622	48.25	16.75						
11/29/2008	1,946,030	108,500	2,054,530	10,868	371,630	1,966	2,426,160	12,834	53.33	11.67						
11/30/2008	1,886,960	160,500	2,047,460	10,831	511,180	2,704	2,558,640	13,535	52.75	12.25						
12/1/2008	2,121,760	200,250	2,322,010	12,283	648,960	3,433	2,970,970	15,716	51.13	13.87						
12/2/2008	2,552,240	235,180	2,787,420	14,745	678,790	3,591	3,466,210	18,336	48.88	16.12						
12/3/2008	3,219,750	280,250	3,500,000	18,515	685,220	3,625	4,185,220	22,140	45.17	19.83						
12/4/2008	3,728,730	303,260	4,031,990	21,329	717,520	3,796	4,749,510	25,125	41.54	23.46						
12/5/2008	3,475,670	238,820	3,714,490	19,650	673,890	3,565	4,388,380	23,215	41.42	23.58						
12/6/2008	3,012,440	151,170	3,163,610	16,735	535,200	2,831	3,698,810	19,567	45.50	19.50						
12/7/2008	2,983,430	224,920	3,208,350	16,972	567,950	3,004	3,776,300	19,977	46.83	18.17						
12/8/2008	3,377,530	291,000	3,668,530	19,407	611,860	3,237	4,280,390	22,643	42.79	22.21						
12/9/2008	3,330,550	259,210	3,589,760	18,990	584,000	3,089	4,173,760	22,079	44.13	20.87						
12/10/2008	3,068,960	253,260	3,322,220	17,575	596,820	3,157	3,919,040	20,732	46.00	19.00						
12/11/2008	3,516,260	282,620	3,798,880	20,096	651,280	3,445	4,450,160	23,541	43.04	21.96						
12/12/2008	4,093,580	239,000	4,332,580	22,919	607,760	3,215	4,940,340	26,134	39.13	25.87						
12/13/2008	4,660,470	188,680	4,849,150	25,652	554,540	2,934	5,403,690	28,586	36.04	28.96						
12/14/2008	6,124,720	290,920	6,415,640	33,939	532,450	2,817	6,948,090	36,755	27.33	37.67						
12/15/2008	6,582,550	354,520	6,937,070	36,697	613,240	3,244	7,550,310	39,941	24.63	40.37						
12/16/2008	6,133,570	316,830	6,450,400	34,123	666,320	3,525	7,116,720	37,647	25.58	39.42						

Date	Firm		Firm and Interruptible		Firm and Interruptible		Firm and Interruptible		Transportation		Transportation		Total Customer		Average Daily Temp. (°F)	HDD65
	Customer Volumes (Therms)	Customer Volumes (Therms)	Customer Volumes (Therms)	Customer Emissions (mtCO ₂ e)	Customer Volumes (Therms)	Customer Emissions (mtCO ₂ e)	Customer Volumes (Therms)	Customer Emissions (mtCO ₂ e)	Customer Volumes (Therms)	Customer Emissions (mtCO ₂ e)	Customer Volumes (Therms)	Customer Emissions (mtCO ₂ e)	Customer Volumes (Therms)	Customer Emissions (mtCO ₂ e)		
12/17/2008	5,328,380	313,680	5,642,060	29,846	662,000	3,502	6,304,060	33,348	34.21	30.79						
12/18/2008	5,992,230	347,140	6,339,370	33,535	680,500	3,600	7,019,870	37,135	28.58	36.42						
12/19/2008	6,661,300	323,060	6,984,360	36,947	683,240	3,614	7,667,600	40,562	24.04	40.96						
12/20/2008	6,856,490	257,800	7,114,290	37,635	606,930	3,211	7,721,220	40,845	21.71	43.29						
12/21/2008	5,722,920	298,640	6,021,560	31,854	582,650	3,082	6,604,210	34,936	27.63	37.37						
12/22/2008	5,385,130	373,470	5,758,600	30,463	651,320	3,445	6,409,920	33,908	30.21	34.79						
12/23/2008	5,318,710	358,090	5,676,800	30,030	551,310	2,916	6,228,110	32,947	32.00	33.00						
12/24/2008	4,956,210	337,090	5,293,300	28,002	468,160	2,477	5,761,460	30,478	34.17	30.83						
12/25/2008	4,736,520	261,980	4,998,500	26,442	519,070	2,746	5,517,570	29,188	34.25	30.75						
12/26/2008	4,797,140	270,990	5,068,130	26,810	535,890	2,835	5,604,020	29,645	34.71	30.29						
12/27/2008	3,997,890	187,440	4,185,330	22,140	491,320	2,599	4,676,650	24,739	41.46	23.54						
12/28/2008	4,101,440	262,610	4,364,050	23,086	530,420	2,806	4,894,470	25,892	40.13	24.87						
12/29/2008	4,598,590	324,800	4,923,390	26,045	570,780	3,019	5,494,170	29,064	38.71	26.29						
12/30/2008	4,302,380	300,000	4,602,380	24,347	494,800	2,617	5,097,180	26,964	38.75	26.25						
12/31/2008	4,425,280	273,770	4,699,050	24,858	464,390	2,457	5,163,440	27,315	39.67	25.33						
TOTAL	880,134,010	69,688,260	949,822,270	5,024,560	206,560,250	1,092,704	1,156,382,520	6,117,264	N/A	N/A						

Calendar Year 2009

Date	Firm and Interruptible				Firm and Interruptible				Firm and Interruptible				Firm and Interruptible				Average Daily Temp. (°F)	HDD65
	Customer Volumes (Therms)	Interruptible Customer Volumes (Therms)	Interruptible Customer Emissions (mtCO ₂ e)	Transportation Customer Volumes (Therms)	Transportation Customer Emissions (mtCO ₂ e)	Customer Volumes (Therms)	Interruptible Customer Volumes (Therms)	Interruptible Customer Emissions (mtCO ₂ e)	Transportation Customer Volumes (Therms)	Transportation Customer Emissions (mtCO ₂ e)	Customer Volumes (Therms)	Interruptible Customer Volumes (Therms)	Interruptible Customer Emissions (mtCO ₂ e)	Transportation Customer Volumes (Therms)	Transportation Customer Emissions (mtCO ₂ e)	Total Customer Volumes (Therms)		
1/1/2009	4,104,430	248,710	4,353,140	23,028	463,270	2,451	4,816,410	25,479	39.13	25.87								
1/2/2009	4,726,960	296,740	5,023,700	26,575	529,900	2,803	5,553,600	29,379	34.79	30.21								
1/3/2009	4,736,000	228,710	4,964,710	26,263	517,560	2,738	5,482,270	29,001	35.96	29.04								
1/4/2009	5,060,170	293,600	5,353,770	28,321	593,200	3,138	5,946,970	31,459	33.25	31.75								
1/5/2009	3,932,730	280,350	4,213,080	22,287	672,090	3,555	4,885,170	25,843	43.13	21.87								
1/6/2009	3,237,730	222,620	3,460,350	18,305	635,340	3,361	4,095,690	21,666	47.25	17.75								
1/7/2009	2,736,160	215,900	2,952,060	15,616	661,100	3,497	3,613,160	19,114	51.04	13.96								
1/8/2009	3,798,210	295,000	4,093,210	21,653	671,660	3,553	4,764,870	25,206	44.46	20.54								
1/9/2009	4,254,620	252,760	4,507,380	23,844	606,140	3,206	5,113,520	27,051	39.92	25.08								
1/10/2009	3,819,380	180,260	3,999,640	21,158	537,540	2,844	4,537,180	24,002	41.71	23.29								
1/11/2009	3,050,550	193,500	3,244,050	17,161	552,420	2,922	3,796,470	20,083	47.04	17.96								
1/12/2009	2,905,660	235,140	3,140,800	16,615	608,410	3,218	3,749,210	19,833	47.25	17.75								
1/13/2009	3,410,800	278,730	3,689,530	19,518	633,360	3,350	4,322,890	22,868	43.83	21.17								
1/14/2009	4,101,540	318,470	4,420,010	23,382	639,950	3,385	5,059,960	26,767	39.25	25.75								
1/15/2009	4,296,660	323,430	4,620,090	24,440	640,310	3,387	5,260,400	27,828	37.96	27.04								
1/16/2009	4,610,670	296,830	4,907,500	25,961	667,810	3,533	5,575,310	29,493	34.92	30.08								
1/17/2009	4,564,850	227,780	4,792,630	25,353	567,480	3,002	5,360,110	28,355	35.46	29.54								
1/18/2009	4,090,300	280,010	4,370,310	23,119	592,320	3,133	4,962,630	26,252	38.54	26.46								
1/19/2009	4,480,550	340,390	4,820,940	25,503	704,710	3,728	5,525,650	29,231	33.75	31.25								
1/20/2009	4,844,170	349,840	5,194,010	27,476	737,630	3,902	5,931,640	31,378	34.29	30.71								
1/21/2009	4,885,240	348,340	5,233,580	27,686	711,860	3,766	5,945,440	31,451	34.13	30.87								
1/22/2009	4,893,410	347,840	5,241,250	27,726	688,260	3,641	5,929,510	31,367	34.88	30.12								
1/23/2009	4,942,890	303,000	5,245,890	27,751	658,180	3,482	5,904,070	31,233	33.38	31.62								
1/24/2009	4,581,380	226,930	4,808,310	25,436	530,680	2,807	5,338,990	28,243	34.92	30.08								
1/25/2009	5,474,060	330,950	5,805,010	30,709	565,930	2,994	6,370,940	33,702	32.79	32.21								
1/26/2009	5,333,100	362,070	5,695,170	30,127	683,250	3,614	6,378,420	33,742	31.71	33.29								
1/27/2009	4,761,980	320,260	5,082,240	26,885	662,800	3,506	5,745,040	30,391	36.71	28.29								
1/28/2009	3,872,950	293,260	4,166,210	22,039	618,620	3,272	4,784,830	25,312	41.42	23.58								
1/29/2009	4,097,980	313,400	4,411,380	23,336	620,630	3,283	5,032,010	26,619	40.92	24.08								
1/30/2009	4,102,210	262,840	4,365,050	23,091	615,480	3,256	4,980,530	26,347	39.00	26.00								
1/31/2009	4,075,650	206,390	4,282,040	22,652	493,590	2,611	4,775,630	25,263	39.75	25.25								
2/1/2009	4,075,550	240,530	4,316,080	22,832	507,300	2,684	4,823,380	25,516	39.00	26.00								
2/2/2009	3,689,310	300,210	3,989,520	21,105	559,230	2,958	4,548,750	24,063	44.92	20.08								
2/3/2009	3,592,020	296,860	3,888,880	20,572	640,710	3,389	4,529,590	23,962	43.21	21.79								
2/4/2009	3,410,390	283,930	3,694,320	19,543	659,090	3,487	4,353,410	23,030	46.50	18.50								
2/5/2009	3,467,820	280,320	3,748,140	19,828	651,410	3,446	4,399,550	23,274	44.04	20.96								
2/6/2009	3,716,260	247,680	3,963,940	20,969	627,340	3,319	4,591,280	24,288	42.46	22.54								
2/7/2009	4,083,570	213,640	4,297,210	22,732	545,670	2,887	4,842,880	25,619	36.88	28.12								
2/8/2009	4,050,210	260,800	4,311,010	22,805	554,640	2,934	4,865,650	25,739	38.54	26.46								
2/9/2009	4,547,090	332,910	4,880,000	25,815	701,680	3,712	5,581,680	29,527	37.08	27.92								
2/10/2009	4,945,320	345,830	5,291,150	27,990	717,140	3,794	6,008,290	31,784	34.79	30.21								
2/11/2009	4,271,390	328,510	4,599,900	24,333	651,240	3,445	5,251,140	27,779	38.00	27.00								
2/12/2009	4,263,620	320,900	4,584,520	24,252	634,990	3,359	5,219,510	27,611	38.21	26.79								
2/13/2009	4,137,520	259,590	4,397,110	23,261	596,960	3,158	4,994,070	26,419	39.67	25.33								

Date	Firm		Firm and Interruptible		Firm and Interruptible		Firm and Interruptible		Transportation		Transportation		Transportation		Average Daily Temp. (°F)	HDD65
	Customer Volumes (Therms)	Customer Volumes (Therms)	Customer Volumes (Therms)	Customer Volumes (Therms)	Customer Volumes (Therms)	Customer Volumes (Therms)	Customer Volumes (Therms)	Customer Volumes (Therms)	Customer Volumes (Therms)	Customer Volumes (Therms)	Customer Volumes (Therms)	Customer Volumes (Therms)	Customer Volumes (Therms)	Customer Volumes (Therms)		
2/14/2009	4,039,290	210,450	4,249,740	22,481	490,300	2,594	4,740,040	25,075	39.92	25.08						
2/15/2009	4,241,020	211,070	4,452,090	20,524	505,160	2,672	4,957,250	26,224	38.79	26.21						
2/16/2009	3,708,070	247,410	3,955,480	23,952	536,430	2,838	4,491,910	23,762	40.38	24.62						
2/17/2009	3,529,410	288,360	3,817,770	20,196	634,520	3,357	4,452,290	23,553	43.71	21.29						
2/18/2009	3,513,050	292,840	3,805,890	20,133	635,240	3,360	4,441,130	23,494	43.92	21.08						
2/19/2009	3,786,640	312,990	4,099,630	21,687	629,900	3,332	4,729,530	25,019	41.75	23.25						
2/20/2009	3,653,280	257,310	3,910,590	20,687	589,470	3,118	4,500,060	23,805	40.71	24.29						
2/21/2009	3,047,690	163,370	3,211,060	16,987	430,130	2,275	3,641,190	19,262	44.88	20.12						
2/22/2009	2,563,070	188,270	2,751,340	14,555	450,290	2,382	3,201,630	16,937	49.79	15.21						
2/23/2009	2,829,920	242,310	3,072,230	16,252	640,770	3,390	3,713,000	19,642	47.63	17.37						
2/24/2009	3,248,200	260,860	3,509,060	18,563	614,800	3,252	4,123,860	21,815	45.67	19.33						
2/25/2009	4,200,560	324,780	4,525,340	23,939	693,420	3,668	5,218,760	27,607	40.08	24.92						
2/26/2009	4,665,770	340,480	5,006,250	26,483	656,910	3,475	5,663,160	29,958	33.96	31.04						
2/27/2009	3,512,160	242,830	3,754,990	19,864	611,650	3,236	4,366,640	23,100	40.33	24.67						
2/28/2009	3,206,860	163,470	3,370,330	17,829	438,470	2,320	3,808,800	20,149	45.58	19.42						
3/1/2009	2,760,420	181,030	2,941,450	15,560	499,340	2,642	3,440,790	18,202	49.79	15.21						
3/2/2009	2,525,080	232,370	2,757,450	14,587	581,600	3,077	3,339,050	17,664	50.21	14.79						
3/3/2009	2,743,410	241,220	2,984,630	15,789	592,510	3,134	3,577,140	18,923	46.46	18.54						
3/4/2009	3,227,250	265,960	3,493,210	18,479	625,820	3,311	4,119,030	21,790	43.38	21.62						
3/5/2009	4,115,130	319,670	4,434,800	23,460	669,050	3,539	5,103,850	26,999	40.71	24.29						
3/6/2009	3,829,330	245,640	4,074,970	21,557	594,980	3,147	4,669,950	24,704	37.13	27.87						
3/7/2009	4,211,120	206,260	4,417,380	23,368	525,400	2,779	4,942,780	26,147	38.25	26.75						
3/8/2009	4,230,660	274,180	4,504,840	23,831	555,930	2,941	5,060,770	26,771	34.85	30.15						
3/9/2009	5,035,380	355,800	5,391,180	28,519	776,260	4,106	6,167,440	32,626	33.42	31.58						
3/10/2009	4,794,550	350,240	5,144,790	27,216	765,170	4,048	5,909,960	31,264	33.38	31.62						
3/11/2009	4,593,850	334,770	4,928,620	26,072	743,980	3,936	5,672,600	30,008	34.67	30.33						
3/12/2009	3,867,340	301,790	4,169,130	22,055	653,110	3,455	4,822,240	25,510	39.63	25.37						
3/13/2009	2,975,210	201,330	3,176,540	16,804	563,150	2,979	3,739,690	19,783	43.75	21.25						
3/14/2009	3,747,590	194,850	3,942,440	20,856	483,800	2,559	4,426,240	23,415	41.50	23.50						
3/15/2009	4,173,480	256,590	4,430,070	23,435	525,110	2,778	4,955,180	26,213	38.29	26.71						
3/16/2009	4,137,920	301,440	4,439,360	23,484	638,180	3,376	5,077,540	26,860	38.50	26.50						
3/17/2009	3,669,610	277,120	3,946,730	20,878	664,550	3,515	4,611,280	24,394	40.33	24.67						
3/18/2009	2,955,170	231,730	3,186,900	16,859	630,720	3,337	3,817,620	20,195	45.63	19.37						
3/19/2009	2,743,330	216,330	2,959,660	15,657	625,060	3,307	3,584,720	18,963	46.92	18.08						
3/20/2009	3,040,580	216,140	3,256,720	17,228	571,780	3,025	3,828,500	20,253	47.13	17.87						
3/21/2009	3,200,720	181,160	3,381,880	17,890	552,060	2,920	3,933,940	20,811	41.21	23.79						
3/22/2009	3,514,430	234,120	3,748,550	19,830	527,530	2,791	4,276,080	22,620	42.67	22.33						
3/23/2009	3,754,490	282,430	4,036,920	21,355	618,520	3,272	4,655,440	24,627	40.50	24.50						
3/24/2009	3,445,970	256,750	3,702,720	19,587	671,750	3,554	4,374,470	23,141	44.00	21.00						
3/25/2009	3,742,450	299,950	4,042,400	21,384	733,930	3,882	4,776,330	25,267	42.00	23.00						
3/26/2009	3,087,690	251,250	3,338,940	17,663	678,220	3,588	4,017,160	21,251	43.08	21.92						
3/27/2009	3,120,790	212,260	3,333,050	17,632	613,860	3,247	3,946,910	20,879	45.25	19.75						
3/28/2009	4,011,750	211,630	4,223,380	22,342	538,360	2,848	4,761,740	25,190	39.21	25.79						

Date	Firm		Firm and Interruptible		Firm and Interruptible		Firm and Interruptible		Transportation		Transportation		Transportation		Average Daily		
	Customer Volumes (Therms)	Customer Volumes (Therms)	Customer Volumes (Therms)	Customer Emissions (mtCO ₂ e)	Customer Volumes (Therms)	Customer Emissions (mtCO ₂ e)	Customer Volumes (Therms)	Customer Emissions (mtCO ₂ e)	Customer Volumes (Therms)	Customer Emissions (mtCO ₂ e)	Customer Volumes (Therms)	Customer Emissions (mtCO ₂ e)	Customer Volumes (Therms)	Customer Emissions (mtCO ₂ e)	Total Customer Volumes (Therms)	Total Customer Emissions (mtCO ₂ e)	Temp. (°F)
3/29/2009	3,259,460	233,120	3,492,580	18,476	531,610	2,812	4,024,190	21,288	41.54	23.46							
3/30/2009	3,513,500	274,730	3,788,230	20,040	3,296	4,411,310	23,336	42.83	22.17								
3/31/2009	3,394,200	279,510	3,673,710	19,434	631,400	3,340	4,305,110	22,774	43.75	21.25							
4/1/2009	3,925,950	292,180	4,218,130	22,314	681,070	3,603	4,899,200	25,917	39.17	25.83							
4/2/2009	3,514,120	286,650	3,800,770	20,106	663,050	3,508	4,463,820	23,614	42.96	22.04							
4/3/2009	3,391,500	243,670	3,635,170	19,230	634,930	3,359	4,270,100	22,589	41.58	23.42							
4/4/2009	2,675,800	159,250	2,835,050	14,997	495,560	2,622	3,330,610	17,619	45.54	19.46							
4/5/2009	1,846,330	167,150	2,013,480	10,651	445,650	2,357	2,459,130	13,009	56.54	8.46							
4/6/2009	1,565,840	193,290	1,759,130	9,306	606,140	3,206	2,365,270	12,512	56.25	8.75							
4/7/2009	1,638,970	189,340	1,828,310	9,672	657,320	3,477	2,485,630	13,149	54.13	10.87							
4/8/2009	2,262,250	233,690	2,495,940	13,204	605,250	3,202	3,101,190	16,405	47.75	17.25							
4/9/2009	2,049,370	209,110	2,258,480	11,947	593,190	3,138	2,851,670	15,085	49.38	15.62							
4/10/2009	2,494,510	193,190	2,687,700	14,218	582,270	3,080	3,269,970	17,298	46.75	18.25							
4/11/2009	2,359,350	139,950	2,499,300	13,221	421,010	2,227	2,920,310	15,448	48.04	16.96							
4/12/2009	2,707,650	203,550	2,911,200	15,400	429,910	2,274	3,341,110	23,252	48.25	16.75							
4/13/2009	3,480,420	291,100	3,771,520	19,951	624,020	3,301	4,395,540	23,252	41.13	23.87							
4/14/2009	3,162,740	269,360	3,432,100	18,156	678,240	3,588	4,110,340	21,744	42.92	22.08							
4/15/2009	2,734,980	258,210	2,993,190	15,834	655,700	3,469	3,648,890	19,303	43.79	21.21							
4/16/2009	1,940,640	187,260	2,127,900	11,257	547,500	2,896	2,675,400	14,153	49.29	15.71							
4/17/2009	1,985,520	182,460	2,167,980	11,469	563,550	2,981	2,731,530	14,450	50.71	14.29							
4/18/2009	1,930,030	135,670	2,065,700	10,928	448,290	2,371	2,513,990	13,299	49.17	15.83							
4/19/2009	1,470,500	146,010	1,616,510	8,551	421,710	2,231	2,038,220	10,782	56.42	8.58							
4/20/2009	1,258,540	160,570	1,419,110	7,507	540,740	2,861	1,959,850	10,368	58.71	6.29							
4/21/2009	1,174,570	164,690	1,339,260	7,085	574,230	3,038	1,913,490	10,122	59.13	5.87							
4/22/2009	2,320,360	264,820	2,585,180	13,676	591,960	3,131	3,177,140	16,807	46.96	18.04							
4/23/2009	2,572,360	260,960	2,833,320	14,988	582,690	3,082	3,416,010	18,071	44.00	21.00							
4/24/2009	1,964,090	177,110	2,141,200	11,327	500,130	2,646	2,641,330	13,973	47.71	17.29							
4/25/2009	2,322,830	153,620	2,476,450	13,100	462,470	2,446	2,938,920	15,547	47.00	18.00							
4/26/2009	2,020,800	180,570	2,201,370	11,645	424,540	2,246	2,625,910	13,891	48.29	16.71							
4/27/2009	1,784,110	198,040	1,982,150	10,486	633,370	3,351	2,615,520	13,836	51.50	13.50							
4/28/2009	2,013,850	224,330	2,238,180	11,840	625,010	3,306	2,863,190	15,146	48.54	16.46							
4/29/2009	1,994,190	215,370	2,209,560	11,689	562,550	2,976	2,772,110	14,664	50.04	14.96							
4/30/2009	1,645,030	193,660	1,838,690	9,727	548,450	2,901	2,387,140	12,628	52.79	12.21							
5/1/2009	1,152,180	107,580	1,259,760	6,664	473,600	2,505	1,733,360	9,169	61.96	3.04							
5/2/2009	1,376,410	127,370	1,503,780	7,955	437,010	2,312	1,940,790	10,267	56.88	8.12							
5/3/2009	1,509,300	162,630	1,671,930	8,845	431,980	2,285	2,103,910	11,130	52.17	12.83							
5/4/2009	1,757,940	183,500	1,941,440	10,270	573,640	3,035	2,515,080	13,305	52.79	12.21							
5/5/2009	1,983,700	203,440	2,187,140	11,570	660,730	3,495	2,847,870	15,065	50.75	14.25							
5/6/2009	2,325,620	214,350	2,539,970	13,436	631,360	3,340	3,171,330	16,776	49.13	15.87							
5/7/2009	2,074,810	224,860	2,299,670	12,165	598,140	3,164	2,897,810	15,329	49.88	15.12							
5/8/2009	1,911,800	173,160	2,084,960	11,029	596,080	3,153	2,681,040	14,183	50.04	14.96							
5/9/2009	1,567,330	121,980	1,689,310	8,936	432,890	2,290	2,122,200	11,226	53.46	11.54							
5/10/2009	1,360,200	137,840	1,498,040	7,925	472,750	2,501	1,970,790	10,425	55.42	9.58							
5/11/2009	1,694,200	205,700	1,899,900	10,050	585,960	3,100	2,485,860	13,150	52.21	12.79							

Date	Firm			Firm and Interruptible			Firm and Interruptible			Firm and Interruptible			Firm and Interruptible			Average Daily Temp. (°F)	HDD65
	Customer Volumes (Therms)	Interruptible Customer Volumes (Therms)	Interruptible Customer Volumes (Therms)	Customer Volumes (Therms)	Interruptible Customer Emissions (mtCO ₂ e)	Interruptible Customer Emissions (mtCO ₂ e)	Customer Volumes (Therms)	Interruptible Customer Volumes (Therms)	Interruptible Customer Emissions (mtCO ₂ e)	Customer Volumes (Therms)	Interruptible Customer Emissions (mtCO ₂ e)	Interruptible Customer Emissions (mtCO ₂ e)	Customer Volumes (Therms)	Interruptible Customer Emissions (mtCO ₂ e)	Interruptible Customer Emissions (mtCO ₂ e)		
5/12/2009	2,103,010	219,200	2,322,210	12,284	580,330	3,070	2,902,540	15,354	47.29	17.71							
5/13/2009	2,336,500	214,540	2,551,040	13,495	638,330	3,377	3,189,370	16,872	46.17	18.83							
5/14/2009	2,026,390	206,950	2,233,340	11,814	688,940	3,644	2,922,280	15,459	49.29	15.71							
5/15/2009	1,435,750	143,530	1,579,280	8,354	598,110	3,164	2,177,390	11,518	53.58	11.42							
5/16/2009	1,083,140	91,200	1,174,340	6,212	497,440	2,631	1,671,780	8,844	61.00	4.00							
5/17/2009	921,120	113,460	1,034,580	5,473	452,940	2,396	1,487,520	7,869	62.92	2.08							
5/18/2009	1,162,850	187,300	1,350,150	7,142	621,760	3,289	1,971,910	10,431	55.75	9.25							
5/19/2009	1,879,950	223,780	2,103,730	11,129	631,580	3,341	2,735,310	14,470	49.67	15.33							
5/20/2009	1,646,390	200,370	1,846,760	9,769	698,910	3,697	2,545,670	13,467	52.54	12.46							
5/21/2009	1,317,560	175,260	1,492,820	7,897	648,870	3,433	2,141,690	11,330	55.38	9.62							
5/22/2009	1,120,550	124,080	1,244,630	6,584	494,180	2,614	1,738,810	9,198	59.17	5.83							
5/23/2009	1,051,980	108,010	1,159,990	6,136	369,300	1,954	1,529,290	8,090	58.96	6.04							
5/24/2009	1,037,240	121,070	1,158,310	6,127	299,670	1,585	1,457,980	7,713	56.83	8.17							
5/25/2009	982,040	122,590	1,104,630	5,843	357,820	1,893	1,462,450	7,736	57.13	7.87							
5/26/2009	1,057,640	158,350	1,215,990	6,433	564,230	2,985	1,780,220	9,417	58.08	6.92							
5/27/2009	1,119,270	163,520	1,282,790	6,786	609,420	3,224	1,892,210	10,010	55.46	9.54							
5/28/2009	946,580	123,770	1,070,350	5,662	536,450	2,838	1,606,800	8,500	62.54	2.46							
5/29/2009	807,490	107,670	915,160	4,841	418,270	2,213	1,333,430	7,054	68.92	0.00							
5/30/2009	804,570	91,830	896,400	4,742	347,620	1,839	1,244,020	6,581	65.83	0.00							
5/31/2009	797,630	109,720	907,350	4,800	335,640	1,776	1,242,990	6,575	66.58	0.00							
6/1/2009	755,370	122,520	877,890	4,644	522,320	2,763	1,400,210	7,407	69.08	0.00							
6/2/2009	713,740	109,750	823,490	4,356	512,530	2,711	1,336,020	7,068	76.13	0.00							
6/3/2009	707,840	105,830	813,670	4,304	490,440	2,594	1,304,110	6,899	77.33	0.00							
6/4/2009	685,680	108,220	793,900	4,200	522,070	2,762	1,315,970	6,961	75.71	0.00							
6/5/2009	761,280	100,030	861,310	4,556	441,980	2,338	1,303,290	6,894	61.50	3.50							
6/6/2009	814,470	88,540	903,010	4,777	365,320	1,933	1,268,330	6,709	58.71	6.29							
6/7/2009	847,970	115,670	963,640	5,098	362,510	1,918	1,326,150	7,015	60.08	4.92							
6/8/2009	803,750	121,440	925,190	4,894	608,210	3,217	1,533,400	8,112	62.33	2.67							
6/9/2009	773,790	113,270	887,060	4,693	587,380	3,107	1,474,440	7,800	66.46	0.00							
6/10/2009	766,660	113,200	879,860	4,654	584,290	3,091	1,464,150	7,745	64.54	0.46							
6/11/2009	792,390	116,360	908,750	4,807	481,970	2,550	1,390,720	7,357	63.17	1.83							
6/12/2009	774,540	94,670	869,210	4,598	403,370	2,134	1,272,580	6,732	64.25	0.75							
6/13/2009	773,500	79,930	853,430	4,515	338,300	1,790	1,191,730	6,304	61.79	3.21							
6/14/2009	813,100	107,990	921,090	4,873	368,920	1,952	1,290,010	6,824	58.13	6.87							
6/15/2009	791,490	124,960	916,450	4,848	537,360	2,843	1,453,810	7,691	62.13	2.87							
6/16/2009	779,650	116,530	896,180	4,741	559,180	2,958	1,455,360	7,699	63.04	1.96							
6/17/2009	794,430	118,630	913,060	4,830	540,420	2,859	1,453,480	7,689	61.92	3.08							
6/18/2009	776,940	123,690	900,630	4,764	495,340	2,620	1,395,970	7,385	63.29	1.71							
6/19/2009	867,100	119,750	986,850	5,220	415,260	2,197	1,402,110	7,417	59.29	5.71							
6/20/2009	945,300	95,890	1,041,190	5,508	369,500	1,955	1,410,690	7,463	57.21	7.79							
6/21/2009	981,190	121,160	1,102,350	5,831	462,960	2,449	1,565,310	8,280	56.29	8.71							
6/22/2009	1,014,490	148,030	1,162,520	6,150	538,400	2,848	1,700,920	8,998	58.04	6.96							
6/23/2009	862,540	120,720	983,260	5,201	582,100	3,079	1,565,360	8,281	61.38	3.62							
6/24/2009	809,970	118,860	928,830	4,914	529,270	2,800	1,458,100	7,713	62.83	2.17							

Date	Firm			Firm and Interruptible			Firm and Interruptible			Firm and Interruptible			Firm and Interruptible			Firm and Interruptible			HDD65	
	Customer Volumes (Therms)	Interruptible Customer Volumes (Therms)	Interruptible Customer Volumes (Therms)	Customer Volumes (Therms)	Interruptible Customer Emissions (mtCO ₂ e)	Interruptible Customer Emissions (mtCO ₂ e)	Customer Volumes (Therms)	Interruptible Customer Volumes (Therms)	Interruptible Customer Emissions (mtCO ₂ e)	Customer Volumes (Therms)	Interruptible Customer Volumes (Therms)	Interruptible Customer Emissions (mtCO ₂ e)	Customer Volumes (Therms)	Interruptible Customer Volumes (Therms)	Interruptible Customer Emissions (mtCO ₂ e)	Customer Volumes (Therms)	Interruptible Customer Volumes (Therms)	Interruptible Customer Emissions (mtCO ₂ e)		Total Customer Volumes (Therms)
6/25/2009	907,420	141,870	1,049,290	5,551	616,960	3,264	1,666,250	8,814	60.29	4.71										
6/26/2009	862,520	114,750	977,270	5,170	527,870	2,792	1,505,140	7,962	60.08	4.92										
6/27/2009	813,890	73,150	887,040	4,692	351,190	1,858	1,238,230	6,550	62.96	2.04										
6/28/2009	797,340	124,460	921,800	4,876	405,080	2,143	1,326,880	7,019	61.29	3.71										
6/29/2009	824,380	130,370	954,750	5,051	556,280	2,943	1,511,030	7,993	62.08	2.92										
6/30/2009	810,830	120,720	931,550	4,928	580,880	3,073	1,512,430	8,001	63.50	1.50										
7/1/2009	770,280	106,950	877,230	4,641	552,080	2,921	1,429,310	7,561	67.25	0.00										
7/2/2009	692,980	108,160	801,140	4,238	486,610	2,574	1,287,750	6,812	71.04	0.00										
7/3/2009	649,590	82,380	731,970	3,872	347,830	1,840	1,079,800	5,712	72.96	0.00										
7/4/2009	591,500	65,930	657,430	3,478	295,100	1,561	952,530	5,039	71.42	0.00										
7/5/2009	638,590	86,860	725,450	3,838	346,090	1,831	1,071,540	5,668	68.17	0.00										
7/6/2009	771,910	133,070	904,980	4,787	505,950	2,676	1,410,930	7,464	60.00	5.00										
7/7/2009	841,890	129,250	971,140	5,137	543,940	2,877	1,515,080	8,015	59.88	5.12										
7/8/2009	838,330	119,320	977,650	5,172	542,310	2,869	1,519,960	8,041	59.63	5.37										
7/9/2009	809,130	107,530	916,660	4,449	491,750	2,601	1,408,410	7,450	63.50	1.50										
7/10/2009	755,400	83,830	839,230	4,840	433,310	2,292	1,272,540	6,732	68.96	0.00										
7/11/2009	691,480	69,500	760,980	4,026	348,830	1,845	1,109,810	5,871	70.83	0.00										
7/12/2009	791,930	110,250	902,180	4,773	391,450	2,071	1,293,630	6,843	58.63	6.37										
7/13/2009	854,870	137,160	992,030	5,248	556,850	2,946	1,548,880	8,194	58.58	6.42										
7/14/2009	825,960	119,110	945,070	4,999	575,810	3,046	1,520,880	8,045	61.33	3.67										
7/15/2009	781,120	104,720	885,840	4,686	593,650	3,140	1,479,490	7,827	66.79	0.00										
7/16/2009	700,960	99,830	800,790	4,236	541,460	2,864	1,342,250	7,101	72.88	0.00										
7/17/2009	682,340	83,850	766,190	4,053	488,770	2,586	1,254,960	6,639	75.25	0.00										
7/18/2009	696,260	72,520	768,780	4,067	368,980	1,952	1,137,760	6,019	66.25	0.00										
7/19/2009	673,010	91,870	764,880	4,046	426,150	2,254	1,191,030	6,301	66.42	0.00										
7/20/2009	683,990	99,960	783,950	4,147	557,330	2,948	1,341,280	7,095	70.58	0.00										
7/21/2009	655,760	104,280	760,040	4,021	586,450	3,102	1,346,490	7,123	73.88	0.00										
7/22/2009	709,890	108,500	818,390	4,329	621,350	3,287	1,439,740	7,616	61.96	3.04										
7/23/2009	747,900	118,880	866,780	4,585	578,180	3,059	1,444,960	7,644	60.54	4.46										
7/24/2009	719,840	89,470	809,310	4,281	481,210	2,546	1,290,520	6,827	64.71	0.29										
7/25/2009	651,670	66,490	718,160	3,799	342,130	1,810	1,060,290	5,609	73.71	0.00										
7/26/2009	592,730	78,920	671,650	3,553	422,880	2,237	1,094,530	5,790	74.46	0.00										
7/27/2009	578,360	88,640	667,000	3,528	629,550	3,330	1,296,550	6,859	81.13	0.00										
7/28/2009	565,710	88,730	654,440	3,462	651,360	3,446	1,305,800	6,908	84.00	0.00										
7/29/2009	530,020	86,790	616,810	3,263	593,610	3,140	1,210,420	6,403	89.63	0.00										
7/30/2009	560,740	85,290	646,030	3,417	597,620	3,161	1,243,650	6,579	78.75	0.00										
7/31/2009	603,020	76,010	679,030	3,592	594,550	3,145	1,273,580	6,737	69.13	0.00										
8/1/2009	586,050	58,120	644,170	3,408	450,440	2,383	1,094,610	5,790	71.50	0.00										
8/2/2009	563,770	74,760	638,530	3,378	373,440	1,975	1,011,970	5,353	74.21	0.00										
8/3/2009	626,670	99,500	726,170	3,841	555,430	2,938	1,281,600	6,780	67.29	0.00										
8/4/2009	677,100	116,920	794,020	4,207	618,590	3,272	1,412,610	7,473	62.67	2.33										
8/5/2009	728,020	124,030	852,050	4,500	601,150	3,180	1,453,200	7,687	59.96	5.04										
8/6/2009	724,320	114,350	838,670	4,437	584,910	3,094	1,423,580	7,531	61.75	3.25										
8/7/2009	757,390	100,940	858,330	4,541	554,890	2,935	1,413,220	7,476	60.00	5.00										

Date	Firm		Interruptible		Firm and Interruptible		Firm and Interruptible		Transportation		Transportation		Total Customer		Average Daily Temp. (°F)	HDD65
	Customer Volumes (Therms)	Customer Volumes (Therms)	Customer Volumes (Therms)	Customer Volumes (Therms)	Customer Emissions (mtCO ₂ e)	Customer Emissions (mtCO ₂ e)	Customer Volumes (Therms)	Customer Emissions (mtCO ₂ e)	Customer Volumes (Therms)	Customer Emissions (mtCO ₂ e)	Customer Volumes (Therms)	Customer Emissions (mtCO ₂ e)	Customer Volumes (Therms)	Customer Emissions (mtCO ₂ e)		
8/8/2009	726,000	64,440	790,440	4,181	419,790	2,221	1,210,230	6,402	61.38	3.62						
8/9/2009	672,180	83,120	755,300	3,996	421,680	2,231	1,176,980	6,226	64.79	0.21						
8/10/2009	733,310	109,970	843,280	4,461	550,200	2,911	1,393,480	7,372	61.58	3.42						
8/11/2009	728,160	102,870	831,030	4,396	555,880	2,941	1,386,910	7,337	63.58	1.42						
8/12/2009	717,360	105,140	822,500	4,351	548,130	2,900	1,370,630	7,251	64.38	0.62						
8/13/2009	792,800	129,960	922,760	4,881	610,750	3,231	1,533,510	8,112	58.17	6.83						
8/14/2009	831,750	106,030	937,780	4,961	572,260	3,027	1,510,040	7,988	59.71	5.29						
8/15/2009	791,490	84,480	875,970	4,634	412,400	2,182	1,288,370	6,815	59.13	5.87						
8/16/2009	724,350	87,400	811,750	4,294	440,640	2,331	1,252,390	6,625	64.21	0.79						
8/17/2009	698,740	94,180	792,920	4,195	617,400	3,266	1,410,320	7,461	69.75	0.00						
8/18/2009	679,140	98,960	778,100	4,116	570,520	3,018	1,348,620	7,134	72.79	0.00						
8/19/2009	642,630	90,570	733,200	3,879	532,560	2,817	1,265,760	6,696	75.58	0.00						
8/20/2009	656,980	89,400	746,380	3,948	550,980	2,915	1,297,360	6,863	66.79	0.00						
8/21/2009	703,190	85,540	788,730	4,172	480,050	2,539	1,268,780	6,712	63.08	1.92						
8/22/2009	693,160	74,200	767,360	4,059	445,030	2,354	1,212,390	6,414	64.50	0.50						
8/23/2009	724,740	113,020	837,760	4,432	450,970	2,386	1,288,730	6,817	62.42	2.58						
8/24/2009	745,490	118,580	864,070	4,571	570,620	3,019	1,434,690	7,590	63.83	1.17						
8/25/2009	764,210	128,060	892,270	4,720	615,780	3,257	1,508,050	7,978	61.50	3.50						
8/26/2009	758,730	118,540	877,270	4,641	567,630	3,003	1,444,900	7,644	64.58	0.42						
8/27/2009	709,210	104,840	814,050	4,306	538,720	2,850	1,352,770	7,156	69.71	0.00						
8/28/2009	698,180	79,310	777,490	4,113	533,660	2,823	1,311,150	6,936	65.96	0.00						
8/29/2009	691,850	69,980	761,830	4,030	386,200	2,043	1,148,030	6,073	63.08	1.92						
8/30/2009	679,800	86,030	765,830	4,051	400,200	2,117	1,166,030	6,168	65.00	0.00						
8/31/2009	718,820	116,280	835,100	4,418	583,090	3,085	1,418,190	7,502	61.88	3.12						
9/1/2009	789,800	136,950	926,750	4,903	612,560	3,240	1,539,310	8,143	58.88	6.12						
9/2/2009	763,250	106,140	869,390	4,599	551,950	2,920	1,421,340	7,519	63.83	1.17						
9/3/2009	752,260	109,890	862,150	4,561	599,510	3,171	1,461,660	7,732	63.50	1.50						
9/4/2009	718,070	78,580	796,650	4,214	447,700	2,368	1,244,350	6,583	64.79	0.21						
9/5/2009	741,290	76,870	818,160	4,328	384,220	2,033	1,202,380	6,361	60.96	4.04						
9/6/2009	930,520	96,140	1,026,660	5,431	416,190	2,202	1,442,850	7,633	56.42	8.58						
9/7/2009	970,410	104,330	1,074,740	5,685	404,590	2,140	1,479,330	7,826	58.08	6.92						
9/8/2009	867,050	124,470	991,520	5,245	628,710	3,326	1,620,230	8,571	59.54	5.46						
9/9/2009	803,690	111,640	915,330	4,842	625,660	3,310	1,540,990	8,152	62.50	2.50						
9/10/2009	773,710	110,830	884,540	4,679	610,060	3,227	1,494,600	7,906	64.08	0.92						
9/11/2009	727,210	84,710	811,920	4,295	501,510	2,653	1,313,430	6,948	69.42	0.00						
9/12/2009	682,270	66,600	748,870	3,962	420,030	2,222	1,168,900	6,183	69.17	0.00						
9/13/2009	692,510	79,380	771,890	4,083	396,560	2,098	1,168,450	6,181	64.92	0.08						
9/14/2009	740,440	105,380	845,820	4,474	590,000	3,121	1,435,820	7,595	63.75	1.25						
9/15/2009	720,780	93,720	814,500	4,309	588,680	3,114	1,403,180	7,423	68.33	0.00						
9/16/2009	743,950	115,500	859,450	4,546	506,970	2,682	1,366,420	7,228	64.00	1.00						
9/17/2009	770,490	122,310	892,800	4,723	535,390	2,832	1,428,190	7,555	62.04	2.96						
9/18/2009	736,290	86,230	822,520	4,351	474,950	2,512	1,297,470	6,864	65.42	0.00						
9/19/2009	829,860	95,320	925,180	4,894	412,940	2,184	1,338,120	7,079	60.21	4.79						
9/20/2009	932,320	133,810	1,066,130	5,640	397,470	2,103	1,463,600	7,742	58.79	6.21						

Date	Firm			Firm and Interruptible			Firm and Interruptible			Firm and Interruptible			Firm and Interruptible			Firm and Interruptible			HDD65
	Customer Volumes (Therms)	Interruptible Customer Volumes (Therms)	Interruptible Customer Volumes (Therms)	Customer Volumes (Therms)	Interruptible Customer Emissions (mtCO ₂ e)	Interruptible Customer Emissions (mtCO ₂ e)	Customer Volumes (Therms)	Interruptible Customer Volumes (Therms)	Interruptible Customer Emissions (mtCO ₂ e)	Customer Volumes (Therms)	Interruptible Customer Volumes (Therms)	Interruptible Customer Emissions (mtCO ₂ e)	Customer Volumes (Therms)	Interruptible Customer Volumes (Therms)	Interruptible Customer Emissions (mtCO ₂ e)	Customer Volumes (Therms)	Interruptible Customer Volumes (Therms)	Interruptible Customer Emissions (mtCO ₂ e)	
9/21/2009	891,250	137,810	1,029,060	5,444	554,790	2,935	1,583,850	8,379	61.33	3.67									
9/22/2009	767,930	116,760	884,690	4,680	505,620	2,675	1,390,310	7,355	68.92	0.00									
9/23/2009	747,420	125,420	873,040	4,618	551,240	2,916	1,424,280	7,534	66.63	0.00									
9/24/2009	877,720	155,330	1,033,050	5,465	550,550	2,912	1,583,600	8,377	58.50	6.50									
9/25/2009	905,150	118,360	1,023,510	5,414	504,700	2,670	1,528,210	8,084	59.67	5.33									
9/26/2009	936,320	96,360	1,032,680	5,463	459,570	2,431	1,492,250	7,894	59.38	5.62									
9/27/2009	1,057,070	147,810	1,204,880	6,374	530,100	2,804	1,734,980	9,178	56.67	8.33									
9/28/2009	1,262,840	181,620	1,444,460	7,641	666,760	3,527	2,111,220	11,168	53.21	11.79									
9/29/2009	1,658,420	216,280	1,874,700	9,917	742,370	3,927	2,617,070	13,844	51.63	13.37									
9/30/2009	1,526,320	179,440	1,705,760	9,023	693,730	3,670	2,399,490	12,693	50.96	14.04									
10/1/2009	1,375,600	165,920	1,541,520	8,155	683,860	3,618	2,225,380	11,772	55.08	9.92									
10/2/2009	1,575,900	172,290	1,748,190	9,248	571,880	3,025	2,320,070	12,273	52.04	12.96									
10/3/2009	1,803,800	136,440	1,940,240	10,264	481,830	2,549	2,422,070	12,813	50.08	14.92									
10/4/2009	1,558,980	172,150	1,731,130	9,158	585,440	3,097	2,316,570	12,255	55.46	9.54									
10/5/2009	1,680,990	226,850	1,907,840	10,092	680,100	3,379	2,587,940	13,690	53.33	11.67									
10/6/2009	1,586,640	194,560	1,781,200	9,423	638,700	3,379	2,419,900	12,801	53.46	11.54									
10/7/2009	1,590,720	199,170	1,789,890	9,469	617,770	3,268	2,407,660	12,737	53.08	11.92									
10/8/2009	1,551,210	192,490	1,743,700	9,224	651,150	3,445	2,394,850	12,669	52.58	12.42									
10/9/2009	1,455,760	156,650	1,612,410	8,530	642,820	3,401	2,255,230	11,930	54.29	10.71									
10/10/2009	2,076,820	150,410	2,227,230	11,782	528,640	2,797	2,755,870	14,579	52.46	12.54									
10/11/2009	2,322,160	204,850	2,527,010	13,368	525,680	2,781	3,052,690	16,149	49.67	15.33									
10/12/2009	2,726,830	246,510	2,973,340	15,729	718,400	3,800	3,691,740	19,529	47.42	17.58									
10/13/2009	2,109,790	194,060	2,303,850	12,187	661,980	3,502	2,965,830	15,689	51.92	13.08									
10/14/2009	1,732,470	181,730	1,914,200	10,126	610,700	3,231	2,524,900	13,357	54.17	10.83									
10/15/2009	1,403,840	154,720	1,558,560	8,245	577,150	3,053	2,135,710	11,298	56.08	8.92									
10/16/2009	1,187,200	116,170	1,303,370	6,895	540,910	2,861	1,844,280	9,756	58.50	6.50									
10/17/2009	1,152,740	93,470	1,246,210	6,592	419,550	2,219	1,665,760	8,812	59.08	5.92									
10/18/2009	1,325,070	140,230	1,465,300	7,751	400,260	2,117	1,865,560	9,869	55.67	9.33									
10/19/2009	1,847,400	211,270	2,058,670	10,890	578,280	3,059	2,636,950	13,949	52.38	12.62									
10/20/2009	1,838,310	191,520	2,029,830	10,738	602,740	3,188	2,632,570	13,926	50.25	14.75									
10/21/2009	1,650,510	178,880	1,829,390	9,677	552,910	2,925	2,382,300	12,602	54.54	10.46									
10/22/2009	1,901,750	203,970	2,105,720	11,139	579,570	3,066	2,685,290	14,205	51.58	13.42									
10/23/2009	1,889,870	159,700	2,049,570	10,842	533,140	2,820	2,582,710	13,663	52.46	12.54									
10/24/2009	2,345,840	154,750	2,500,590	13,228	471,520	2,494	2,972,110	15,722	49.38	15.62									
10/25/2009	2,746,460	184,340	2,930,800	15,504	475,380	2,515	3,406,180	18,019	44.33	20.67									
10/26/2009	2,616,990	240,950	2,857,940	15,119	646,200	3,418	3,504,140	18,537	48.25	16.75									
10/27/2009	2,921,130	260,020	3,181,150	16,828	660,600	3,495	3,841,750	20,323	44.08	20.92									
10/28/2009	3,082,410	273,630	3,356,040	17,753	675,830	3,575	4,031,870	21,329	42.79	22.21									
10/29/2009	2,579,800	208,120	2,787,920	14,748	565,120	2,989	3,353,040	17,738	46.58	18.42									
10/30/2009	1,577,100	125,770	1,702,870	9,008	452,370	2,393	2,155,240	11,401	57.54	7.46									
10/31/2009	2,068,500	143,260	2,211,760	11,700	427,400	2,261	2,639,160	13,961	52.38	12.62									
11/1/2009	2,650,860	220,670	2,871,530	15,190	447,370	2,367	3,318,900	17,557	47.38	17.62									
11/2/2009	2,591,080	237,780	2,828,860	14,965	631,140	3,339	3,460,000	18,303	46.83	18.17									
11/3/2009	2,701,210	246,880	2,948,090	15,595	687,700	3,638	3,635,790	19,233	46.58	18.42									

Date	Firm			Firm and Interruptible			Firm and Interruptible			Firm and Interruptible			Firm and Interruptible			Average Daily Temp. (°F)	HDD65
	Customer Volumes (Therms)	Interruptible Customer Volumes (Therms)	Interruptible Customer Volumes (Therms)	Customer Volumes (Therms)	Interruptible Customer Emissions (mtCO ₂ e)	Interruptible Customer Emissions (mtCO ₂ e)	Customer Volumes (Therms)	Interruptible Customer Emissions (mtCO ₂ e)	Interruptible Customer Emissions (mtCO ₂ e)	Customer Volumes (Therms)	Interruptible Customer Emissions (mtCO ₂ e)	Interruptible Customer Emissions (mtCO ₂ e)	Customer Volumes (Therms)	Interruptible Customer Emissions (mtCO ₂ e)	Interruptible Customer Emissions (mtCO ₂ e)		
11/4/2009	2,320,730	201,280	2,522,010	13,341	632,220	3,344	3,154,230	16,686	49.17	15.83							
11/5/2009	2,220,140	187,460	2,407,600	12,736	2,407,600	2,897	2,955,200	15,633	53.46	11.54							
11/6/2009	2,802,660	202,440	3,005,100	15,897	505,100	2,672	3,510,200	18,569	46.42	18.58							
11/7/2009	3,199,870	161,750	3,361,620	17,783	448,470	2,372	3,810,090	20,155	44.38	20.62							
11/8/2009	2,853,330	179,090	3,032,420	16,042	457,280	2,419	3,489,700	18,461	46.04	18.96							
11/9/2009	2,756,620	230,510	2,987,130	15,802	638,580	3,378	3,625,710	19,180	49.21	15.79							
11/10/2009	2,964,050	237,190	3,201,240	16,935	667,000	3,528	3,868,240	20,463	46.21	18.79							
11/11/2009	3,020,070	262,880	3,282,950	17,367	685,540	3,627	3,968,490	20,993	44.75	20.25							
11/12/2009	3,182,170	256,480	3,438,650	18,190	654,570	3,463	4,093,220	21,653	42.63	22.37							
11/13/2009	3,698,970	245,590	3,944,560	20,867	679,010	3,592	4,623,570	24,459	41.96	23.04							
11/14/2009	3,711,850	179,070	3,890,920	20,583	599,130	3,169	4,490,050	23,752	39.21	25.79							
11/15/2009	2,864,970	160,350	3,025,320	16,004	611,570	3,235	3,636,890	19,239	46.08	18.92							
11/16/2009	2,447,300	202,980	2,650,280	14,020	715,180	3,783	3,365,460	17,803	53.04	11.96							
11/17/2009	3,273,860	272,780	3,546,640	18,762	769,100	4,069	4,315,740	22,830	44.46	20.54							
11/18/2009	3,371,990	251,240	3,623,230	19,167	771,950	4,084	4,395,180	23,251	44.21	20.79							
11/19/2009	2,703,940	201,820	2,905,760	15,371	689,050	3,645	3,594,810	19,017	50.42	14.58							
11/20/2009	3,107,770	209,610	3,317,380	17,549	620,390	3,282	3,937,770	20,831	47.67	17.33							
11/21/2009	3,405,950	171,260	3,577,210	18,923	564,360	2,985	4,141,570	21,909	42.63	22.37							
11/22/2009	3,395,740	207,530	3,603,270	19,061	532,410	2,816	4,135,680	21,878	44.42	20.58							
11/23/2009	3,036,150	230,850	3,267,000	17,282	681,930	3,607	3,948,930	20,890	46.08	18.92							
11/24/2009	2,619,210	214,980	2,834,190	14,993	578,670	3,061	3,412,860	18,054	47.50	17.50							
11/25/2009	2,382,630	173,720	2,556,350	13,523	485,330	2,567	3,041,680	16,090	48.79	16.21							
11/26/2009	2,605,140	141,880	2,747,020	14,532	364,150	1,926	3,111,170	16,458	47.25	17.75							
11/27/2009	3,216,440	167,670	3,384,110	17,902	448,220	2,371	3,832,330	20,273	43.38	21.62							
11/28/2009	2,986,390	134,040	3,120,430	16,507	478,760	2,533	3,599,190	19,040	46.50	18.50							
11/29/2009	2,505,710	170,580	2,676,290	14,158	524,650	2,775	3,200,940	16,933	49.58	15.42							
11/30/2009	2,922,420	253,930	3,176,350	16,803	613,480	3,245	3,789,830	20,048	47.42	17.58							
12/1/2009	3,814,170	301,830	4,116,000	21,774	696,040	3,682	4,812,040	25,456	41.75	23.25							
12/2/2009	4,453,450	329,020	4,782,470	25,299	674,330	3,567	5,456,800	28,866	38.08	26.92							
12/3/2009	4,693,920	337,610	5,031,530	26,617	646,320	3,419	5,677,850	30,036	36.88	28.12							
12/4/2009	4,882,840	289,350	5,172,190	27,361	624,180	3,302	5,796,370	30,663	34.38	30.62							
12/5/2009	4,671,620	189,320	4,860,940	25,714	511,530	2,706	5,372,470	28,420	35.71	29.29							
12/6/2009	5,792,240	298,010	6,090,250	32,217	577,140	3,053	6,667,390	35,270	32.17	32.83							
12/7/2009	6,685,380	407,340	7,092,720	37,520	754,960	3,994	7,847,680	41,514	25.88	39.12							
12/8/2009	6,875,310	411,060	7,286,370	38,545	776,740	4,109	8,063,110	42,654	25.38	39.62							
12/9/2009	6,916,290	363,680	7,279,970	38,511	611,000	3,232	7,890,970	41,743	24.17	40.83							
12/10/2009	6,570,600	391,560	6,962,160	36,830	801,920	4,242	7,764,080	41,072	26.67	38.33							
12/11/2009	6,152,750	341,060	6,493,810	34,352	795,140	4,206	7,288,950	38,559	28.33	36.67							
12/12/2009	5,509,450	238,070	5,747,520	30,404	650,450	3,441	6,397,970	33,845	30.88	34.12							
12/13/2009	4,993,390	276,960	5,270,350	27,880	624,860	3,306	5,895,210	31,186	34.38	30.62							
12/14/2009	4,332,000	297,790	4,629,790	24,492	700,020	3,703	5,329,810	28,195	38.75	26.25							
12/15/2009	3,605,440	244,120	3,849,560	20,364	622,790	3,295	4,472,350	23,659	44.08	20.92							
12/16/2009	3,127,920	217,400	3,345,320	17,697	630,290	3,334	3,975,610	21,031	48.92	16.08							
12/17/2009	3,068,160	238,060	3,306,220	17,490	619,060	3,275	3,925,280	20,765	47.21	17.79							

Date	Firm		Firm and Interruptible		Firm and Interruptible		Firm and Interruptible		Transportation		Transportation		Total Customer		HDD65
	Customer Volumes (Therms)	Customer Volumes (Therms)	Customer Volumes (Therms)	Customer Emissions (mtCO ₂ e)	Customer Volumes (Therms)	Customer Emissions (mtCO ₂ e)	Customer Volumes (Therms)	Customer Emissions (mtCO ₂ e)	Customer Volumes (Therms)	Customer Emissions (mtCO ₂ e)	Customer Volumes (Therms)	Customer Emissions (mtCO ₂ e)	Total Customer Volumes (Therms)	Total Customer Emissions (mtCO ₂ e)	
12/18/2009	2,724,340	185,760	2,910,100	15,394	629,810	3,332	3,539,910	18,726	48.08	16.92					
12/19/2009	2,929,800	153,880	3,083,680	16,313	586,720	3,104	3,670,400	19,416	45.54	19.46					
12/20/2009	2,480,300	160,540	2,640,840	13,970	521,790	2,760	3,162,630	16,730	50.17	14.83					
12/21/2009	3,675,980	286,060	3,962,040	20,959	658,080	3,481	4,620,120	24,440	44.17	20.83					
12/22/2009	4,137,600	303,250	4,440,850	23,492	672,890	3,560	5,113,740	27,052	38.25	26.75					
12/23/2009	4,277,140	310,030	4,587,170	24,266	565,920	2,994	5,153,090	27,260	38.13	26.87					
12/24/2009	4,545,150	285,820	4,830,970	25,556	490,150	2,593	5,321,120	28,149	36.13	28.87					
12/25/2009	4,452,700	211,690	4,664,390	24,675	462,000	2,444	5,126,390	27,119	36.83	28.17					
12/26/2009	4,304,700	197,630	4,502,330	23,817	458,270	2,424	4,960,600	26,242	44.17	20.83					
12/27/2009	4,427,690	270,290	4,697,980	24,852	504,970	2,671	5,202,950	27,524	37.29	27.71					
12/28/2009	4,244,730	326,650	4,571,380	24,183	573,230	3,032	5,144,610	27,215	41.25	23.75					
12/29/2009	4,562,590	317,580	4,880,170	25,816	578,230	3,059	5,458,400	28,875	36.54	28.46					
12/30/2009	3,791,200	265,330	4,056,530	21,459	516,820	2,734	4,573,350	24,193	41.58	23.42					
12/31/2009	3,572,350	218,520	3,790,870	20,054	461,080	2,439	4,251,950	22,493	42.63	22.37					
TOTAL	843,194,380	68,570,300	911,764,680	4,823,235	204,391,000	1,081,228	1,116,155,680	5,904,464	N/A	N/A					

Calendar Year 2010

Date	Firm		Firm and Interruptible		Firm and Interruptible		Firm and Interruptible		Transportation		Transportation		Total Customer		Average Daily Temp. (°F)	HDD65
	Customer Volumes (Therms)	Customer Volumes (Therms)	Customer Volumes (Therms)	Customer Volumes (Therms)	Customer Volumes (Therms)	Customer Volumes (Therms)	Customer Volumes (Therms)	Customer Volumes (Therms)	Customer Emissions (mtCO ₂ e)	Customer Emissions (mtCO ₂ e)	Customer Emissions (mtCO ₂ e)	Customer Emissions (mtCO ₂ e)	Customer Volumes (Therms)	Customer Emissions (mtCO ₂ e)		
1/1/2010	2,938,300	144,860	3,083,160	16,310	442,780	2,342	3,525,940	18,652	48.25	16.75						
1/2/2010	3,152,520	159,850	3,312,370	17,522	486,050	2,571	3,798,420	20,094	45.92	19.08						
1/3/2010	3,285,980	204,670	3,490,650	18,466	512,300	2,710	4,002,950	21,176	43.92	21.08						
1/4/2010	3,051,240	226,630	3,277,870	17,340	585,780	3,099	3,863,650	20,439	46.33	18.67						
1/5/2010	3,083,770	236,210	3,319,980	17,563	640,260	3,387	3,960,240	20,950	46.21	18.79						
1/6/2010	3,696,080	279,200	3,975,280	21,029	651,740	3,448	4,627,020	24,477	44.92	20.08						
1/7/2010	3,806,320	274,630	4,080,950	21,588	709,990	3,756	4,790,940	25,344	43.96	21.04						
1/8/2010	3,425,410	224,130	3,649,540	19,306	661,300	3,498	4,310,840	22,804	42.38	22.62						
1/9/2010	2,916,020	148,700	3,064,720	16,212	524,180	2,773	3,588,900	18,985	46.96	18.04						
1/10/2010	2,887,330	187,860	3,075,190	16,268	482,720	2,554	3,557,910	18,821	48.96	16.04						
1/11/2010	2,816,690	236,130	3,052,820	16,149	577,740	3,056	3,630,560	19,206	49.29	15.71						
1/12/2010	2,657,520	224,600	2,882,120	15,246	568,880	3,009	3,451,000	18,256	50.00	15.00						
1/13/2010	2,885,440	229,440	3,114,880	16,478	605,880	3,205	3,720,760	19,683	49.17	15.83						
1/14/2010	3,119,650	242,840	3,362,490	17,788	655,010	3,465	4,017,500	21,253	46.71	18.29						
1/15/2010	3,197,410	214,770	3,412,180	18,050	582,900	3,084	3,995,080	21,134	46.42	18.58						
1/16/2010	3,422,000	181,330	3,603,330	19,062	543,190	2,873	4,146,520	21,935	41.46	23.54						
1/17/2010	2,824,450	166,030	2,990,480	15,820	493,170	2,609	3,483,650	18,429	48.63	16.37						
1/18/2010	2,447,820	195,160	2,642,980	13,981	536,130	2,836	3,179,110	16,817	54.21	10.79						
1/19/2010	2,485,850	214,050	2,699,900	14,282	577,540	3,055	3,277,440	17,338	54.54	10.46						
1/20/2010	2,601,900	234,500	2,836,400	15,005	571,970	3,026	3,408,370	18,030	50.54	14.46						
1/21/2010	2,869,810	244,440	3,114,250	16,474	626,530	3,314	3,740,780	19,789	50.42	14.58						
1/22/2010	3,196,230	226,840	3,423,070	18,108	611,200	3,233	4,034,270	21,341	44.96	20.58						
1/23/2010	3,358,740	181,450	3,540,190	18,728	594,170	3,143	4,134,360	21,871	44.42	20.58						
1/24/2010	3,673,390	223,990	3,897,380	20,617	651,140	3,445	4,548,520	24,062	42.67	22.33						
1/25/2010	3,116,810	256,370	3,373,180	17,844	676,600	3,579	4,049,780	21,423	46.46	18.54						
1/26/2010	3,422,230	287,430	3,709,660	19,624	731,150	3,868	4,440,810	23,492	43.21	21.79						
1/27/2010	3,407,830	273,720	3,681,550	19,475	714,470	3,780	4,396,020	23,255	43.13	21.87						
1/28/2010	3,115,970	244,650	3,360,620	17,778	711,990	3,766	4,072,610	21,544	48.63	16.37						
1/29/2010	2,726,690	191,130	2,917,820	15,435	660,710	3,495	3,578,530	18,930	49.00	16.00						
1/30/2010	2,880,220	158,110	3,038,330	16,073	581,970	3,079	3,620,300	19,151	45.04	19.96						
1/31/2010	2,918,600	207,760	3,126,360	16,538	528,020	2,793	3,654,380	19,332	46.38	18.62						
2/1/2010	3,233,740	274,820	3,508,560	18,560	590,480	3,124	4,099,040	21,684	44.42	20.58						
2/2/2010	2,931,960	251,100	3,183,060	16,838	609,300	3,223	3,792,360	20,062	46.00	19.00						
2/3/2010	3,222,140	266,170	3,488,310	18,453	580,840	3,073	4,069,150	21,526	44.63	20.37						
2/4/2010	2,723,530	226,080	2,949,610	15,603	591,490	3,129	3,541,100	18,732	49.29	15.71						
2/5/2010	2,579,600	191,640	2,771,240	14,660	552,080	2,921	3,323,320	17,580	50.29	14.71						
2/6/2010	2,500,440	151,230	2,651,670	14,027	476,060	2,518	3,127,730	16,546	49.88	15.12						
2/7/2010	2,744,940	204,600	2,949,540	15,603	496,520	2,627	3,446,060	18,230	46.38	18.62						
2/8/2010	2,969,530	272,130	3,241,660	17,148	606,800	3,210	3,848,460	20,358	45.04	19.96						
2/9/2010	3,624,310	299,850	3,924,160	20,759	675,510	3,573	4,599,670	24,332	40.67	24.33						
2/10/2010	3,828,500	273,920	4,102,420	21,702	646,660	3,421	4,749,080	25,123	39.42	25.58						
2/11/2010	2,774,230	208,990	2,983,220	15,781	571,700	3,024	3,554,920	18,806	48.63	16.37						
2/12/2010	2,979,560	196,250	3,175,810	16,800	555,330	2,938	3,731,140	19,738	46.83	18.17						
2/13/2010	2,811,580	141,100	2,952,680	15,620	484,980	2,566	3,437,660	18,185	48.38	16.62						

Date	Firm		Firm and Interruptible		Firm and Interruptible		Firm and Interruptible		Transportation		Transportation		Total Customer		Average Daily Temp. (°F)	HDD65
	Customer Volumes (Therms)	Customer Volumes (Therms)	Customer Volumes (Therms)	Customer Emissions (mtCO ₂ e)	Customer Volumes (Therms)	Customer Emissions (mtCO ₂ e)	Customer Volumes (Therms)	Customer Emissions (mtCO ₂ e)	Customer Volumes (Therms)	Customer Emissions (mtCO ₂ e)	Customer Volumes (Therms)	Customer Emissions (mtCO ₂ e)	Customer Volumes (Therms)	Customer Emissions (mtCO ₂ e)		
2/14/2010	2,665,970	168,620	2,834,590	14,995	491,340	2,599	3,325,930	17,594	48.71	16.29						
2/15/2010	2,699,580	181,810	2,881,390	15,243	560,050	2,963	3,441,440	18,205	46.42	18.58						
2/16/2010	2,827,440	244,210	3,071,650	16,249	610,680	3,230	3,682,330	19,480	48.29	16.71						
2/17/2010	3,367,880	272,830	3,640,710	19,259	630,810	3,337	4,271,520	22,596	44.38	20.62						
2/18/2010	3,028,130	254,190	3,282,320	17,363	627,880	3,321	3,910,200	20,685	47.42	17.58						
2/19/2010	2,991,530	214,690	3,206,220	16,961	624,430	3,303	3,830,650	20,264	47.33	17.67						
2/20/2010	3,112,790	175,100	3,287,890	17,393	529,910	2,803	3,817,800	20,196	46.46	18.54						
2/21/2010	3,255,500	243,000	3,498,500	18,507	566,680	2,998	4,065,180	21,505	46.75	18.25						
2/22/2010	3,280,530	283,370	3,563,900	18,853	649,690	3,437	4,213,590	22,290	44.29	20.71						
2/23/2010	3,418,890	253,830	3,672,720	19,429	628,210	3,323	4,300,930	22,752	42.96	22.04						
2/24/2010	2,904,230	226,750	3,130,980	16,563	596,580	3,156	3,727,560	19,719	45.88	19.12						
2/25/2010	2,493,040	210,650	2,703,690	14,303	564,400	2,986	3,268,090	17,288	49.29	15.71						
2/26/2010	2,634,540	180,600	2,815,140	14,892	536,470	2,838	3,351,610	17,730	48.96	16.04						
2/27/2010	2,416,310	139,780	2,556,090	13,522	490,760	2,596	3,046,850	16,118	49.17	15.83						
2/28/2010	2,404,210	194,350	2,598,560	13,746	525,760	2,781	3,124,320	16,528	48.88	16.12						
3/1/2010	2,265,420	217,610	2,483,030	13,135	621,130	3,286	3,104,160	16,421	52.04	12.96						
3/2/2010	2,272,520	215,210	2,487,730	13,160	620,820	3,284	3,108,550	16,444	50.63	14.37						
3/3/2010	2,632,550	235,630	2,868,180	15,173	608,270	3,218	3,476,450	18,390	47.33	17.67						
3/4/2010	2,893,440	248,320	3,141,760	16,620	590,350	3,123	3,732,110	19,743	46.42	18.58						
3/5/2010	2,681,030	195,880	2,876,910	15,219	558,310	2,953	3,435,220	18,172	46.92	18.08						
3/6/2010	2,555,020	147,760	2,702,780	14,298	507,540	2,685	3,210,320	16,983	47.79	17.21						
3/7/2010	2,995,420	210,390	3,205,810	16,959	511,560	2,706	3,717,370	19,665	45.13	19.87						
3/8/2010	4,010,810	324,130	4,334,940	22,932	661,070	3,497	4,996,010	26,429	38.04	26.96						
3/9/2010	3,777,600	284,750	4,062,350	21,490	671,750	3,554	4,734,100	25,043	38.67	26.33						
3/10/2010	3,277,270	248,500	3,525,770	18,651	633,620	3,352	4,159,390	22,003	43.13	21.87						
3/11/2010	3,361,950	258,050	3,620,000	19,150	647,430	3,425	4,267,430	22,575	43.83	21.17						
3/12/2010	3,391,840	211,120	3,602,960	19,060	600,600	3,177	4,203,560	22,237	43.42	21.58						
3/13/2010	3,251,870	171,170	3,423,040	18,108	504,990	2,671	3,928,030	20,779	42.63	22.37						
3/14/2010	2,770,810	192,310	2,963,120	15,675	506,120	2,677	3,469,240	18,352	44.60	20.40						
3/15/2010	1,916,570	181,520	2,098,090	11,099	570,760	3,019	2,668,850	14,118	53.33	11.67						
3/16/2010	2,476,500	224,180	2,700,680	14,287	599,730	3,173	3,300,410	17,459	51.21	13.79						
3/17/2010	2,956,720	273,560	3,230,280	17,088	640,520	3,388	3,870,800	20,477	45.50	19.50						
3/18/2010	3,008,900	267,470	3,276,370	17,332	672,490	3,557	3,948,860	20,889	44.13	20.87						
3/19/2010	2,519,580	193,160	2,712,740	14,350	581,410	3,076	3,294,150	17,426	48.42	16.58						
3/20/2010	1,879,500	110,890	1,990,390	10,529	447,420	2,367	2,437,810	12,896	51.46	13.54						
3/21/2010	2,185,090	184,750	2,369,840	12,536	557,590	2,950	2,927,430	15,486	50.04	14.96						
3/22/2010	2,306,350	249,860	2,556,210	13,522	641,320	3,393	3,197,530	16,915	47.83	17.17						
3/23/2010	2,244,930	231,080	2,476,010	13,098	638,510	3,378	3,114,520	16,476	48.13	16.87						
3/24/2010	1,704,960	175,230	1,880,190	9,946	594,750	3,146	2,474,940	13,092	54.08	10.92						
3/25/2010	2,405,100	238,080	2,643,180	13,982	608,020	3,216	3,251,200	17,199	48.17	16.83						
3/26/2010	2,450,850	193,630	2,644,480	13,989	664,590	3,516	3,309,070	17,505	46.79	18.21						
3/27/2010	1,820,660	112,990	1,933,650	10,229	543,170	2,873	2,476,820	13,102	51.96	13.04						
3/28/2010	2,318,440	182,290	2,500,730	13,229	510,350	2,700	3,011,080	15,929	49.33	15.67						

Date	Firm		Firm and Interruptible		Firm and Interruptible		Firm and Interruptible		Transportation		Transportation		Total Customer		Average Daily Temp. (°F)	HDD65
	Customer Volumes (Therms)	Customer Volumes (Therms)	Customer Volumes (Therms)	Customer Volumes (Therms)	Customer Volumes (Therms)	Customer Volumes (Therms)	Customer Volumes (Therms)	Customer Volumes (Therms)	Customer Volumes (Therms)	Customer Volumes (Therms)	Customer Volumes (Therms)	Customer Volumes (Therms)	Customer Volumes (Therms)	Customer Volumes (Therms)		
3/29/2010	3,170,140	273,350	3,443,490	18,216	656,920	3,475	4,100,410	21,691	44.46	20.54						
3/30/2010	3,225,970	277,280	3,503,250	18,532	661,680	3,500	4,164,930	22,032	41.58	23.42						
3/31/2010	2,707,020	245,860	2,952,880	15,621	610,260	3,228	3,563,140	18,849	43.67	21.33						
4/1/2010	2,944,120	247,270	3,191,390	16,882	639,450	3,383	3,830,840	20,265	43.67	21.33						
4/2/2010	3,597,760	231,720	3,829,480	20,258	628,060	3,322	4,457,540	23,580	42.42	22.58						
4/3/2010	3,363,170	177,440	3,540,610	18,730	575,620	3,045	4,116,230	21,775	41.00	24.00						
4/4/2010	2,879,000	206,640	3,085,640	16,323	615,250	3,255	3,700,890	19,578	46.33	18.67						
4/5/2010	2,886,040	259,900	3,145,940	16,642	671,770	3,554	3,817,710	20,196	44.58	20.42						
4/6/2010	2,885,740	231,930	3,117,670	16,492	633,990	3,354	3,751,660	19,846	45.71	19.29						
4/7/2010	3,063,450	249,950	3,313,400	17,528	649,820	3,438	3,963,220	20,965	46.04	18.96						
4/8/2010	3,077,400	264,300	3,341,700	17,678	658,170	3,482	3,999,870	21,159	43.96	21.04						
4/9/2010	3,010,560	233,720	3,244,280	17,162	646,470	3,420	3,890,750	20,582	43.21	21.79						
4/10/2010	2,621,120	150,930	2,772,050	14,664	573,600	3,034	3,345,650	17,698	45.17	19.83						
4/11/2010	2,034,870	159,450	2,194,320	11,608	529,490	2,801	2,723,810	14,409	50.83	14.17						
4/12/2010	2,055,120	201,750	2,256,870	11,939	600,870	3,179	2,857,740	15,117	51.21	13.79						
4/13/2010	2,256,410	234,400	2,490,810	13,176	597,640	3,162	3,088,450	16,338	49.33	15.67						
4/14/2010	1,979,900	210,160	2,190,060	11,585	577,150	3,053	2,767,210	14,639	49.38	15.62						
4/15/2010	1,884,140	205,420	2,089,560	11,054	553,910	2,930	2,643,470	13,984	51.00	14.00						
4/16/2010	1,458,180	143,200	1,601,380	8,471	563,030	2,978	2,164,410	11,450	53.75	11.25						
4/17/2010	1,564,060	119,150	1,683,210	8,904	472,080	2,497	2,155,290	11,401	53.71	11.29						
4/18/2010	1,259,000	129,930	1,388,930	7,347	427,110	2,259	1,816,040	9,607	57.71	7.29						
4/19/2010	1,119,560	148,460	1,268,020	6,708	514,830	2,723	1,782,850	9,431	58.71	6.29						
4/20/2010	1,701,340	202,220	1,903,560	10,070	588,890	3,115	2,492,450	13,185	52.29	12.71						
4/21/2010	2,472,990	239,340	2,712,330	14,348	636,080	3,365	3,348,410	17,713	46.96	18.04						
4/22/2010	2,082,440	216,870	2,299,310	12,163	604,020	3,195	2,903,330	15,359	49.13	15.87						
4/23/2010	2,123,230	180,840	2,304,070	12,189	565,050	2,989	2,869,120	15,178	48.21	16.79						
4/24/2010	2,278,370	144,670	2,423,040	12,818	463,490	2,452	2,886,530	15,270	47.13	17.87						
4/25/2010	1,782,280	156,790	1,939,070	10,258	451,130	2,386	2,390,200	12,644	50.13	14.87						
4/26/2010	1,715,060	178,110	1,893,170	10,015	589,180	3,117	2,482,350	13,132	55.92	9.08						
4/27/2010	1,926,830	219,170	2,146,000	11,352	666,780	3,527	2,812,780	14,880	49.58	15.42						
4/28/2010	2,158,220	221,420	2,379,640	12,588	595,460	3,150	2,975,100	15,738	47.67	17.33						
4/29/2010	1,901,430	206,440	2,107,870	11,151	647,580	3,426	2,755,450	14,576	49.46	15.54						
4/30/2010	2,075,610	175,320	2,250,930	11,907	526,720	2,786	2,777,650	14,694	49.63	15.37						
5/1/2010	2,059,030	133,310	2,192,340	11,597	465,160	2,461	2,657,500	14,058	49.00	16.00						
5/2/2010	2,375,300	179,600	2,554,900	13,515	602,420	2,658	3,057,320	16,173	47.96	17.04						
5/3/2010	2,589,290	257,810	2,847,100	15,061	532,410	3,345	3,479,510	18,407	47.92	17.08						
5/4/2010	2,576,760	250,390	2,827,150	14,956	675,820	3,575	3,502,970	18,531	45.00	20.00						
5/5/2010	2,807,620	252,820	3,060,440	16,190	682,170	3,609	3,742,610	19,798	43.88	21.12						
5/6/2010	2,063,210	211,290	2,274,500	12,032	642,730	3,400	2,917,230	15,432	49.71	15.29						
5/7/2010	1,633,560	150,910	1,784,470	9,440	551,550	2,918	2,336,020	12,358	53.13	11.87						
5/8/2010	1,520,440	116,960	1,637,400	8,662	458,330	2,425	2,095,730	11,086	54.96	10.04						
5/9/2010	1,300,070	139,980	1,440,050	7,618	534,180	2,826	1,974,230	10,444	55.07	9.33						
5/10/2010	1,807,160	220,150	2,027,310	10,724	651,880	3,448	2,679,190	14,173	50.00	15.00						
5/11/2010	1,528,610	178,750	1,707,360	9,032	660,670	3,495	2,368,030	12,527	52.33	12.67						

Date	Firm		Firm and Interruptible		Firm and Interruptible		Firm and Interruptible		Transportation		Transportation		Total Customer		Average Daily Temp. (°F)	HDD65
	Customer Volumes (Therms)	Customer Volumes (Therms)	Customer Volumes (Therms)	Customer Emissions (mtCO ₂ e)	Customer Volumes (Therms)	Customer Emissions (mtCO ₂ e)	Customer Volumes (Therms)	Customer Emissions (mtCO ₂ e)	Customer Volumes (Therms)	Customer Emissions (mtCO ₂ e)	Customer Volumes (Therms)	Customer Emissions (mtCO ₂ e)	Customer Volumes (Therms)	Customer Emissions (mtCO ₂ e)		
5/12/2010	1,438,430	194,700	1,633,130	8,639	665,170	3,519	2,298,300	12,158	53.17	11.83						
5/13/2010	1,236,850	167,240	1,404,090	7,428	639,350	3,382	2,043,440	10,810	56.58	8.42						
5/14/2010	1,091,380	121,770	1,213,150	6,418	527,020	2,788	1,740,170	9,205	59.83	5.17						
5/15/2010	965,120	95,240	1,060,360	5,609	508,260	2,689	1,568,620	8,298	58.08	6.92						
5/16/2010	975,480	121,460	1,096,940	5,803	492,220	2,604	1,589,160	8,407	59.63	5.37						
5/17/2010	946,620	153,140	1,099,760	5,818	600,150	3,175	1,699,910	8,993	59.38	5.62						
5/18/2010	1,168,980	172,880	1,341,860	7,098	607,350	3,213	1,949,210	10,311	55.29	9.71						
5/19/2010	1,432,710	178,150	1,610,860	8,521	636,900	3,369	2,247,760	11,891	54.63	10.37						
5/20/2010	1,970,380	229,380	2,199,760	11,637	661,140	3,497	2,860,900	15,134	47.83	17.17						
5/21/2010	1,861,500	170,660	2,032,160	10,750	606,640	3,209	2,638,800	13,959	48.04	16.96						
5/22/2010	1,694,010	124,930	1,818,940	9,622	531,060	2,809	2,350,000	12,432	50.96	14.04						
5/23/2010	1,931,340	180,650	2,111,990	11,172	539,080	2,852	2,651,070	14,024	49.54	15.46						
5/24/2010	1,415,410	172,500	1,587,910	8,400	648,140	3,429	2,236,050	11,829	53.00	12.00						
5/25/2010	1,273,140	157,080	1,430,220	7,566	650,150	3,439	2,080,370	11,005	54.88	10.12						
5/26/2010	1,616,750	191,530	1,808,280	9,566	674,960	3,571	2,483,240	13,136	52.38	12.62						
5/27/2010	1,514,940	170,230	1,685,170	8,915	675,960	3,576	2,361,130	12,490	53.50	11.50						
5/28/2010	1,965,620	164,170	2,129,790	11,267	505,660	2,675	2,635,450	13,942	50.88	14.12						
5/29/2010	2,162,160	135,530	2,297,690	12,155	406,810	2,152	2,704,500	14,307	50.96	14.04						
5/30/2010	1,609,470	101,740	1,711,210	9,052	360,430	1,907	2,071,640	10,959	51.92	13.08						
5/31/2010	1,288,450	119,810	1,408,260	7,450	395,280	2,091	1,803,540	9,541	57.29	7.71						
6/1/2010	1,232,960	151,740	1,384,700	7,325	517,850	2,739	1,902,550	10,064	55.50	9.50						
6/2/2010	1,367,530	169,420	1,536,950	8,130	583,700	3,088	2,120,650	11,218	56.25	8.75						
6/3/2010	1,276,710	158,620	1,435,330	7,593	595,280	3,149	2,030,610	10,742	54.33	10.67						
6/4/2010	1,421,640	145,100	1,566,740	8,288	486,310	2,573	2,053,050	10,861	54.33	10.67						
6/5/2010	1,067,270	84,720	1,151,990	6,094	497,920	2,634	1,649,910	8,728	59.00	6.00						
6/6/2010	1,109,030	127,490	1,236,520	6,541	537,490	2,843	1,774,010	9,385	57.75	7.25						
6/7/2010	1,156,180	170,340	1,326,520	7,017	662,530	3,505	1,989,050	10,522	57.83	7.17						
6/8/2010	1,024,800	153,650	1,178,450	6,234	582,720	3,083	1,761,170	9,317	59.08	5.92						
6/9/2010	1,172,360	167,620	1,339,980	7,088	545,820	2,887	1,885,800	9,976	55.25	9.75						
6/10/2010	1,265,670	162,450	1,428,120	7,555	559,420	2,959	1,987,540	10,514	54.71	10.29						
6/11/2010	1,200,940	138,120	1,339,060	7,084	565,650	2,992	1,904,710	10,076	56.13	8.87						
6/12/2010	945,590	85,370	1,030,960	5,454	426,070	2,254	1,457,030	7,708	61.67	3.33						
6/13/2010	950,680	131,260	1,081,940	5,723	453,580	2,399	1,535,520	8,123	60.92	4.08						
6/14/2010	1,112,180	181,930	1,294,110	6,846	585,060	3,095	1,879,170	9,941	56.29	8.71						
6/15/2010	1,333,380	193,810	1,527,190	8,079	535,590	2,833	2,062,780	10,912	52.17	12.83						
6/16/2010	1,474,390	181,800	1,656,190	8,761	535,860	2,835	2,192,050	11,596	52.50	12.50						
6/17/2010	1,372,260	167,150	1,539,410	8,143	522,640	2,765	2,062,050	10,908	55.29	9.71						
6/18/2010	986,660	117,850	1,104,510	5,843	525,110	2,778	1,629,620	8,621	59.63	5.37						
6/19/2010	1,176,500	112,490	1,288,990	6,819	451,800	2,390	1,740,790	9,209	54.46	10.54						
6/20/2010	1,529,630	143,830	1,673,460	8,853	429,310	2,271	2,102,770	11,124	53.67	11.33						
6/21/2010	1,239,790	155,430	1,395,220	7,381	584,820	3,094	1,980,040	10,474	56.33	8.67						
6/22/2010	938,470	117,280	1,055,750	5,585	550,160	2,910	1,605,910	8,495	61.83	3.17						
6/23/2010	860,620	119,320	979,940	5,184	532,890	2,819	1,512,830	8,003	65.71	0.00						
6/24/2010	772,140	113,760	885,900	4,686	529,910	2,803	1,415,810	7,490	63.79	1.21						

Date	Firm		Firm and Interruptible		Firm and Interruptible		Firm and Interruptible		Transportation		Transportation		Total Customer		Average Daily Temp. (°F)	HDD65
	Customer Volumes (Therms)	Customer Volumes (Therms)	Customer Volumes (Therms)	Customer Volumes (Therms)	Customer Volumes (Therms)	Customer Volumes (Therms)	Customer Volumes (Therms)	Customer Volumes (Therms)	Customer Volumes (Therms)	Customer Volumes (Therms)	Customer Volumes (Therms)	Customer Volumes (Therms)	Customer Volumes (Therms)	Customer Volumes (Therms)		
6/25/2010	857,100	130,300	987,400	5,223	527,840	2,792	1,515,240	8,016	58.96	6.04						
6/26/2010	878,060	103,480	981,540	5,192	500,650	2,648	1,482,190	7,841	59.08	5.92						
6/27/2010	847,940	106,760	954,700	5,050	518,540	2,743	1,473,240	7,793	59.83	5.17						
6/28/2010	817,260	131,100	948,360	5,017	652,450	3,451	1,600,810	8,468	60.88	4.12						
6/29/2010	964,590	152,000	1,116,590	5,907	619,670	3,278	1,736,260	9,185	56.58	8.42						
6/30/2010	938,820	147,130	1,105,950	5,850	616,260	3,260	1,722,210	9,110	56.75	8.25						
7/1/2010	1,087,790	146,990	1,234,780	6,532	483,960	2,560	1,718,740	9,092	55.92	9.08						
7/2/2010	1,037,370	117,930	1,155,300	6,112	428,230	2,265	1,583,530	8,377	57.13	7.87						
7/3/2010	1,013,260	89,650	1,102,910	5,834	351,980	1,862	1,454,890	7,696	57.79	7.21						
7/4/2010	993,320	99,320	1,092,640	5,780	342,790	1,813	1,435,430	7,593	57.29	7.71						
7/5/2010	1,042,100	119,640	1,161,740	6,146	456,760	2,416	1,618,500	8,562	56.96	8.04						
7/6/2010	849,940	98,720	948,660	5,018	597,910	3,163	1,546,570	8,181	66.25	0.00						
7/7/2010	738,400	94,380	832,780	4,405	602,290	3,186	1,435,070	7,592	75.54	0.00						
7/8/2010	698,960	89,050	788,010	4,169	546,070	2,889	1,334,080	7,057	79.96	0.00						
7/9/2010	733,560	78,060	811,620	4,293	438,920	2,322	1,250,540	6,615	77.46	0.00						
7/10/2010	665,900	65,440	731,340	3,869	456,240	2,414	1,187,580	6,282	70.13	0.00						
7/11/2010	698,750	97,400	796,150	4,212	462,350	2,446	1,258,500	6,657	63.46	1.54						
7/12/2010	879,780	157,160	1,036,940	5,485	594,010	3,142	1,630,950	8,628	58.54	6.46						
7/13/2010	879,600	134,140	1,013,740	5,363	668,770	3,538	1,682,510	8,900	59.88	5.12						
7/14/2010	785,560	106,860	892,420	4,721	553,050	2,926	1,445,470	7,647	67.00	0.00						
7/15/2010	763,530	112,330	875,860	4,633	537,140	2,841	1,413,000	7,475	67.83	0.00						
7/16/2010	817,890	114,240	932,130	4,931	557,910	2,951	1,490,040	7,882	58.42	6.58						
7/17/2010	791,290	82,400	873,690	4,622	452,380	2,393	1,326,070	7,015	58.96	6.04						
7/18/2010	823,560	112,910	936,470	4,954	427,230	2,260	1,363,700	7,214	57.08	7.92						
7/19/2010	854,230	140,130	994,360	5,260	557,520	2,949	1,551,880	8,209	58.67	6.33						
7/20/2010	823,070	126,300	949,370	5,022	608,640	3,220	1,558,010	8,242	60.29	4.71						
7/21/2010	768,580	115,590	884,170	4,677	545,350	2,885	1,429,520	7,562	63.71	1.29						
7/22/2010	833,160	132,020	965,180	5,106	550,140	2,910	1,515,320	8,016	59.00	6.00						
7/23/2010	778,080	83,430	861,510	4,557	470,310	2,488	1,331,820	7,045	64.13	0.87						
7/24/2010	700,260	65,700	765,960	4,052	390,870	2,068	1,156,830	6,120	70.75	0.00						
7/25/2010	667,350	85,670	753,020	3,983	413,630	2,188	1,166,650	6,172	71.63	0.00						
7/26/2010	688,840	108,330	797,170	4,217	542,920	2,872	1,340,090	7,089	71.38	0.00						
7/27/2010	722,940	108,440	831,380	4,398	618,350	3,271	1,449,730	7,669	64.17	0.83						
7/28/2010	760,300	128,930	889,230	4,704	577,960	3,057	1,467,190	7,761	60.13	4.87						
7/29/2010	791,940	131,770	923,710	4,886	549,920	2,909	1,473,630	7,796	59.25	5.75						
7/30/2010	786,940	98,570	885,510	4,684	593,030	3,137	1,478,540	7,821	61.71	3.29						
7/31/2010	764,540	80,590	845,130	4,471	519,450	2,748	1,364,580	7,219	59.33	5.67						
8/1/2010	757,480	96,300	853,780	4,516	509,440	2,695	1,363,220	7,211	61.17	3.83						
8/2/2010	780,280	129,650	909,930	4,814	640,340	3,387	1,550,270	8,201	61.54	3.46						
8/3/2010	767,950	109,880	877,830	4,644	649,980	3,438	1,527,810	8,082	63.29	1.71						
8/4/2010	731,370	98,410	829,780	4,390	553,700	2,929	1,383,480	7,319	67.67	0.00						
8/5/2010	697,560	107,550	805,110	4,259	520,610	2,754	1,325,720	7,013	70.38	0.00						
8/6/2010	747,420	101,320	848,740	4,490	546,320	2,890	1,395,060	7,380	59.67	5.33						
8/7/2010	778,460	70,430	848,890	4,491	428,310	2,266	1,277,200	6,756	60.04	4.96						

Date	Firm		Interruptible		Firm and Interruptible		Transportation		Transportation		Total Customer		Average Daily Temp. (°F)	HDD65
	Customer Volumes (Therms)	Customer Volumes (Therms)	Customer Volumes (Therms)	Customer Volumes (Therms)	Customer Emissions (mtCO ₂ e)	Customer Emissions (mtCO ₂ e)	Customer Volumes (Therms)	Customer Emissions (mtCO ₂ e)	Customer Volumes (Therms)	Customer Emissions (mtCO ₂ e)	Customer Volumes (Therms)	Customer Emissions (mtCO ₂ e)		
8/8/2010	770,150	88,770	858,920	4,544	414,800	2,194	1,273,720	6,738	61.21	3.79				
8/9/2010	841,540	142,090	983,630	5,203	580,630	3,072	1,564,260	8,275	60.29	4.71				
8/10/2010	826,390	126,390	952,780	5,040	587,690	3,109	1,540,470	8,149	60.71	4.29				
8/11/2010	786,740	112,580	899,320	4,757	557,800	2,951	1,457,120	7,708	65.25	0.00				
8/12/2010	768,710	112,440	881,150	4,661	581,420	3,076	1,462,570	7,737	63.29	1.71				
8/13/2010	708,450	77,800	786,250	4,159	457,460	2,420	1,243,710	6,579	72.46	0.00				
8/14/2010	629,200	57,440	686,640	3,632	376,340	1,991	1,062,980	5,623	80.54	0.00				
8/15/2010	608,080	73,780	681,860	3,607	347,360	1,838	1,029,220	5,445	81.63	0.00				
8/16/2010	663,010	99,820	762,830	4,035	511,850	2,708	1,274,680	6,743	73.83	0.00				
8/17/2010	691,480	100,360	791,840	4,189	531,060	2,809	1,322,900	6,998	71.92	0.00				
8/18/2010	752,030	107,040	859,070	4,544	555,340	2,938	1,414,410	7,482	61.50	3.50				
8/19/2010	787,880	124,360	912,240	4,826	570,810	3,020	1,483,050	7,845	60.50	4.50				
8/20/2010	851,380	113,300	964,680	5,103	508,990	2,693	1,473,670	7,796	58.71	6.29				
8/21/2010	782,300	73,750	856,050	4,529	419,000	2,217	1,275,050	6,745	60.88	4.12				
8/22/2010	807,190	113,070	920,260	4,868	445,320	2,356	1,365,580	7,224	60.42	4.58				
8/23/2010	833,660	137,780	971,440	5,139	575,110	3,042	1,546,550	8,181	63.21	1.79				
8/24/2010	811,510	112,630	924,140	4,889	544,660	2,881	1,468,800	7,770	68.83	0.00				
8/25/2010	760,700	104,170	864,870	4,575	555,910	2,941	1,420,780	7,516	71.75	0.00				
8/26/2010	854,810	136,460	991,270	5,244	574,920	3,041	1,566,190	8,285	59.88	5.12				
8/27/2010	871,020	119,460	990,480	5,240	535,650	2,834	1,526,130	8,073	60.04	4.96				
8/28/2010	893,400	93,420	986,820	5,220	420,980	2,227	1,407,800	7,447	58.79	6.21				
8/29/2010	959,230	120,020	1,079,250	5,709	476,720	2,522	1,555,970	8,231	57.25	7.75				
8/30/2010	883,270	134,970	1,018,240	5,386	635,400	3,361	1,653,640	8,748	60.88	4.12				
8/31/2010	1,129,030	155,710	1,284,740	6,796	599,700	3,172	1,884,440	9,969	56.29	8.71				
9/1/2010	928,000	134,680	1,062,680	5,622	540,000	2,857	1,602,680	8,478	61.42	3.58				
9/2/2010	873,510	120,750	994,260	5,260	531,550	2,812	1,525,810	8,072	63.42	1.58				
9/3/2010	777,020	85,960	862,980	4,565	498,830	2,639	1,361,810	7,204	66.58	0.00				
9/4/2010	851,570	92,570	944,140	4,995	371,470	1,965	1,315,610	6,960	58.58	6.42				
9/5/2010	913,060	91,550	1,004,610	5,314	345,360	1,827	1,349,970	7,141	57.63	7.37				
9/6/2010	1,107,380	115,370	1,222,750	6,468	357,610	1,892	1,580,360	8,360	56.13	8.87				
9/7/2010	968,750	138,600	1,107,350	5,858	520,250	2,752	1,627,600	8,610	59.25	5.75				
9/8/2010	1,002,630	143,040	1,145,670	6,061	542,970	2,872	1,688,640	8,933	55.71	9.29				
9/9/2010	1,036,590	140,010	1,176,600	6,224	619,810	3,279	1,796,410	9,503	57.13	7.87				
9/10/2010	1,055,900	115,770	1,171,670	6,198	522,230	2,763	1,693,900	8,961	58.21	6.79				
9/11/2010	966,240	84,620	1,050,860	5,559	441,960	2,338	1,492,820	7,897	58.08	6.92				
9/12/2010	904,000	94,550	998,550	5,282	465,390	2,462	1,463,940	7,744	61.13	3.87				
9/13/2010	866,280	138,820	1,005,100	5,317	639,470	3,383	1,644,570	8,700	61.00	4.00				
9/14/2010	903,020	137,620	1,040,640	5,505	559,590	2,960	1,600,230	8,465	60.00	5.00				
9/15/2010	889,710	113,920	1,003,630	5,309	498,770	2,638	1,502,400	7,948	60.29	4.71				
9/16/2010	869,170	113,000	982,170	5,196	479,510	2,537	1,461,680	7,732	62.50	2.50				
9/17/2010	827,000	98,180	925,180	4,894	483,830	2,559	1,409,010	7,454	60.79	4.21				
9/18/2010	780,600	61,680	842,280	4,456	390,530	2,066	1,232,810	6,522	63.96	1.04				
9/19/2010	828,270	96,420	924,690	4,892	415,100	2,196	1,339,790	7,087	61.29	3.71				
9/20/2010	1,005,890	164,740	1,170,630	6,193	503,740	2,665	1,674,370	8,857	58.46	6.54				

Date	Firm		Firm and Interruptible		Firm and Interruptible		Firm and Interruptible		Transportation		Transportation		Transportation		Average Daily Temp. (°F)	HDD65
	Customer Volumes (Therms)	Customer Volumes (Therms)	Customer Volumes (Therms)	Customer Volumes (Therms)	Customer Volumes (Therms)	Customer Volumes (Therms)	Customer Volumes (Therms)	Customer Volumes (Therms)	Customer Emissions (mtCO ₂ e)	Customer Emissions (mtCO ₂ e)	Customer Emissions (mtCO ₂ e)	Customer Emissions (mtCO ₂ e)	Customer Emissions (mtCO ₂ e)	Customer Emissions (mtCO ₂ e)		
9/21/2010	1,093,070	164,190	1,257,260	6,651	582,350	3,081	1,839,610	9,732	57.04	7.96						
9/22/2010	1,094,400	148,550	1,242,950	6,575	549,090	2,905	1,792,040	9,480	56.92	8.08						
9/23/2010	1,318,750	172,220	1,490,970	7,887	524,310	2,774	2,015,280	10,661	54.79	10.21						
9/24/2010	1,096,660	116,380	1,213,040	6,417	512,430	2,711	1,725,470	9,128	59.13	5.87						
9/25/2010	897,990	69,230	967,220	5,117	472,000	2,497	1,439,220	7,613	62.67	2.33						
9/26/2010	824,270	84,640	908,910	4,808	448,110	2,371	1,357,020	7,179	61.88	3.12						
9/27/2010	770,500	107,890	878,390	4,647	513,670	2,717	1,392,060	7,364	65.58	0.00						
9/28/2010	887,040	142,030	1,029,070	5,444	569,450	3,012	1,598,520	8,456	62.08	2.92						
9/29/2010	1,131,450	161,300	1,292,750	6,839	573,930	3,036	1,866,680	9,875	55.88	9.12						
9/30/2010	1,013,520	152,680	1,166,200	6,169	552,460	2,923	1,718,660	9,092	59.33	5.67						
10/1/2010	928,390	135,920	1,064,310	5,630	483,210	2,556	1,547,520	8,186	58.33	6.67						
10/2/2010	948,770	88,220	1,036,990	5,486	415,120	2,196	1,452,110	7,682	58.75	6.25						
10/3/2010	1,156,470	140,110	1,296,580	6,859	421,360	2,229	1,717,940	9,088	56.29	8.71						
10/4/2010	1,381,120	205,900	1,587,020	8,395	546,010	2,888	2,133,030	11,284	53.54	11.46						
10/5/2010	1,504,350	195,870	1,700,220	8,994	591,120	3,127	2,291,340	12,121	53.50	11.50						
10/6/2010	1,377,680	174,500	1,552,180	8,211	541,010	2,862	2,093,190	11,073	55.67	9.33						
10/7/2010	1,277,220	153,900	1,431,120	7,571	504,750	2,670	1,935,870	10,241	56.33	8.67						
10/8/2010	1,051,490	111,090	1,162,580	6,150	472,930	2,502	1,635,510	8,652	59.25	5.75						
10/9/2010	1,019,150	82,700	1,101,850	5,829	386,310	2,044	1,488,160	7,872	59.46	5.54						
10/10/2010	1,308,180	160,500	1,468,680	7,769	443,380	2,345	1,912,060	10,115	56.58	8.42						
10/11/2010	1,589,180	220,080	1,809,260	9,571	532,110	2,815	2,341,370	12,386	52.21	12.79						
10/12/2010	1,631,620	203,370	1,834,990	9,707	621,430	3,287	2,456,420	12,994	53.00	12.00						
10/13/2010	1,542,250	189,510	1,731,760	9,161	559,500	2,960	2,291,260	12,121	54.50	10.50						
10/14/2010	1,660,170	213,140	1,873,310	9,910	568,470	3,007	2,441,780	12,917	52.71	12.29						
10/15/2010	2,013,200	203,460	2,216,660	11,726	540,450	2,859	2,757,110	14,585	50.21	14.79						
10/16/2010	2,284,840	155,840	2,440,680	12,911	456,720	2,416	2,897,400	15,327	48.08	16.92						
10/17/2010	2,359,310	201,330	2,560,640	13,546	464,020	2,455	3,024,660	16,000	47.29	17.71						
10/18/2010	2,242,010	243,440	2,485,450	13,148	629,070	3,328	3,114,520	16,476	48.88	16.12						
10/19/2010	1,905,640	217,860	2,123,500	11,233	705,410	3,732	2,828,910	14,965	51.29	13.71						
10/20/2010	1,745,450	203,010	1,948,460	10,307	651,560	3,447	2,600,020	13,754	54.04	10.96						
10/21/2010	1,771,720	196,580	1,968,300	10,412	639,220	3,381	2,607,520	13,794	52.63	12.37						
10/22/2010	1,603,080	155,940	1,759,020	9,305	630,440	3,335	2,389,460	12,640	53.63	11.37						
10/23/2010	1,770,190	123,220	1,893,410	10,016	534,600	2,828	2,428,010	12,844	54.17	10.83						
10/24/2010	2,289,510	182,610	2,472,120	13,078	495,090	2,619	2,967,210	15,697	49.33	15.67						
10/25/2010	2,671,780	244,340	2,916,120	15,426	551,880	2,919	3,468,000	18,346	47.75	17.25						
10/26/2010	2,871,810	243,120	3,114,930	16,478	550,010	2,910	3,664,940	19,388	45.50	19.50						
10/27/2010	1,990,740	187,440	2,178,180	11,523	566,160	2,995	2,744,340	14,518	52.63	12.37						
10/28/2010	2,116,330	212,250	2,328,580	12,318	632,120	3,344	2,960,700	15,662	52.75	12.25						
10/29/2010	1,971,260	186,810	2,158,070	11,416	644,910	3,412	2,802,980	14,828	51.58	13.42						
10/30/2010	2,622,330	149,580	2,771,910	14,663	559,790	2,961	3,331,700	17,625	46.79	18.21						
10/31/2010	2,016,400	144,170	2,160,570	11,429	427,730	2,263	2,588,300	13,692	51.17	13.83						
11/1/2010	2,019,900	192,670	2,212,570	11,704	522,520	2,764	2,735,090	14,469	53.42	11.58						
11/2/2010	1,784,970	185,580	1,970,550	10,424	582,460	3,081	2,553,010	13,505	54.83	10.17						
11/3/2010	1,656,780	190,400	1,847,180	9,772	584,580	3,092	2,431,760	12,864	58.54	6.46						

Date	Firm		Firm and Interruptible		Firm and Interruptible		Transportation		Transportation		Average Daily		
	Customer Volumes (Therms)	Customer Volumes (Therms)	Customer Volumes (Therms)	Customer Emissions (mtCO ₂ e)	Customer Volumes (Therms)	Customer Emissions (mtCO ₂ e)	Customer Volumes (Therms)	Customer Emissions (mtCO ₂ e)	Customer Volumes (Therms)	Customer Emissions (mtCO ₂ e)	Total Customer Volumes (Therms)	Total Customer Emissions (mtCO ₂ e)	Temp. (°F)
11/4/2010	1,519,770	175,830	1,695,600	8,970	561,290	2,969	2,256,890	11,939	56.79			8.21	
11/5/2010	1,939,080	179,150	2,118,230	11,205	550,960	2,915	2,669,190	14,120	51.13			13.87	
11/6/2010	2,029,360	128,270	2,157,630	11,414	471,220	2,493	2,628,850	13,907	50.79			14.21	
11/7/2010	2,320,190	183,770	2,503,960	13,246	470,750	2,490	2,974,710	15,736	49.29			15.71	
11/8/2010	2,871,880	262,770	3,134,650	16,582	653,780	3,458	3,788,430	20,041	45.08			19.92	
11/9/2010	3,207,990	261,870	3,469,860	18,356	601,410	3,181	4,071,270	21,537	43.46			21.54	
11/10/2010	3,125,040	259,800	3,384,840	17,906	599,940	3,174	3,984,780	21,079	44.54			20.46	
11/11/2010	3,141,490	256,450	3,397,940	17,975	575,850	3,046	3,973,790	21,021	43.83			21.17	
11/12/2010	2,791,120	212,370	3,003,490	15,888	537,690	2,844	3,541,180	18,733	44.46			20.54	
11/13/2010	2,754,190	146,140	2,900,330	15,343	474,330	2,509	3,374,660	17,852	45.17			19.83	
11/14/2010	2,215,280	153,870	2,369,150	12,533	451,310	2,387	2,820,460	14,920	49.67			15.33	
11/15/2010	2,313,910	209,960	2,523,870	13,351	556,260	2,943	3,080,130	16,294	51.58			13.42	
11/16/2010	2,687,620	219,240	2,906,860	15,377	622,190	3,291	3,529,050	18,669	48.88			16.12	
11/17/2010	3,409,260	268,020	3,677,280	19,453	615,500	3,256	4,292,780	22,709	44.42			20.58	
11/18/2010	3,727,930	287,830	4,015,760	21,243	648,320	3,450	4,664,080	24,673	40.29			24.71	
11/19/2010	3,436,780	223,500	3,660,280	19,363	597,220	3,159	4,257,500	22,522	42.71			22.29	
11/20/2010	4,226,500	206,550	4,433,050	23,451	541,210	2,863	4,974,260	26,314	38.38			26.62	
11/21/2010	4,879,090	292,220	5,171,310	27,356	573,570	3,034	5,744,880	30,390	34.08			30.92	
11/22/2010	6,252,390	377,110	6,629,500	35,070	722,350	3,821	7,351,850	38,891	27.29			37.71	
11/23/2010	7,089,920	415,450	7,505,370	39,703	716,020	3,788	8,221,390	43,491	20.88			44.12	
11/24/2010	6,363,810	327,450	6,691,260	35,397	650,150	3,439	7,341,410	38,836	23.29			41.71	
11/25/2010	4,695,140	208,250	4,903,390	25,939	492,340	2,604	5,395,730	28,543	33.79			31.21	
11/26/2010	3,822,810	176,390	3,999,200	21,156	508,810	2,692	4,508,010	23,847	42.83			22.17	
11/27/2010	4,109,170	201,200	4,310,370	22,802	491,730	2,601	4,802,100	25,403	37.46			27.54	
11/28/2010	4,225,480	258,520	4,484,000	23,720	527,870	2,792	5,011,870	26,513	37.92			27.08	
11/29/2010	4,084,600	294,770	4,379,370	23,167	656,680	3,474	5,036,050	26,641	39.63			25.37	
11/30/2010	3,550,770	254,780	3,805,550	20,131	586,550	3,103	4,392,100	23,234	43.29			21.71	
12/1/2010	3,576,560	281,730	3,858,290	20,410	582,760	3,083	4,441,050	23,493	42.88			22.12	
12/2/2010	3,720,620	283,780	4,004,400	21,183	625,180	3,307	4,629,580	24,490	39.54			25.46	
12/3/2010	3,874,900	249,280	4,124,180	21,817	598,840	3,168	4,723,020	24,985	41.42			23.58	
12/4/2010	4,148,460	199,510	4,347,970	23,001	514,780	2,723	4,862,750	25,724	40.00			25.00	
12/5/2010	3,960,120	249,470	4,209,590	22,269	519,760	2,750	4,729,350	25,018	43.83			21.17	
12/6/2010	3,561,300	274,870	3,836,170	20,293	573,300	3,033	4,409,470	23,326	44.50			20.50	
12/7/2010	2,986,980	238,280	3,225,260	17,062	566,840	2,999	3,792,100	20,060	49.00			16.00	
12/8/2010	2,822,240	237,300	3,059,540	16,185	623,760	3,300	3,683,300	19,485	49.79			15.21	
12/9/2010	3,118,590	259,640	3,378,230	17,871	626,210	3,313	4,004,440	21,183	46.13			18.87	
12/10/2010	3,302,830	232,130	3,534,960	18,700	568,450	3,007	4,103,410	21,707	44.46			20.54	
12/11/2010	3,299,740	157,790	3,457,530	18,290	503,960	2,666	3,961,490	20,956	42.79			22.21	
12/12/2010	2,204,790	151,300	2,356,090	12,464	522,310	2,763	2,878,400	15,227	53.58			11.42	
12/13/2010	2,483,970	240,440	2,724,410	14,412	606,130	3,206	3,330,540	17,619	50.33			14.67	
12/14/2010	3,890,890	291,640	4,182,530	22,126	655,410	3,467	4,837,940	25,593	41.58			23.42	
12/15/2010	3,893,030	287,860	4,180,890	22,117	630,210	3,334	4,811,100	25,451	41.00			24.00	
12/16/2010	3,919,490	294,900	4,214,390	22,294	624,930	3,306	4,839,320	25,600	42.46			22.54	
12/17/2010	4,011,320	246,930	4,258,250	22,526	580,960	3,073	4,839,210	25,599	43.67			21.33	

Date	Firm		Firm and Interruptible		Firm and Interruptible		Firm and Interruptible		Transportation		Transportation		Total Customer		Average Daily Temp. (°F)	HDD65
	Customer Volumes (Therms)	Customer Volumes (Therms)	Customer Volumes (Therms)	Customer Emissions (mtCO ₂ e)	Customer Volumes (Therms)	Customer Emissions (mtCO ₂ e)	Customer Volumes (Therms)	Customer Emissions (mtCO ₂ e)	Customer Volumes (Therms)	Customer Emissions (mtCO ₂ e)	Customer Volumes (Therms)	Customer Emissions (mtCO ₂ e)	Customer Volumes (Therms)	Customer Emissions (mtCO ₂ e)		
12/18/2010	4,152,870	199,200	4,352,070	23,022	510,620	2,701	4,862,690	25,724	41.63	23.37						
12/19/2010	3,967,350	249,630	4,216,980	22,308	529,960	2,803	4,746,940	25,111	39.79	25.21						
12/20/2010	4,050,590	295,620	4,346,210	22,991	593,090	3,137	4,939,300	26,129	41.25	23.75						
12/21/2010	3,365,580	231,980	3,597,560	19,031	561,670	2,971	4,159,230	22,002	47.29	17.71						
12/22/2010	3,366,900	252,360	3,619,260	19,146	551,830	2,919	4,171,090	22,065	44.92	20.08						
12/23/2010	3,399,520	239,210	3,638,730	19,249	473,980	2,507	4,112,710	21,756	44.13	20.87						
12/24/2010	2,940,070	174,000	3,114,070	16,473	381,300	2,017	3,495,370	18,491	47.21	17.79						
12/25/2010	2,716,940	127,220	2,844,160	15,046	352,510	1,865	3,196,670	16,910	47.38	17.62						
12/26/2010	3,912,770	246,900	4,159,670	22,005	457,740	2,421	4,617,410	24,426	41.21	23.79						
12/27/2010	3,770,400	268,580	4,038,980	21,366	520,560	2,754	4,559,540	24,120	40.96	24.04						
12/28/2010	3,781,660	283,760	4,065,420	21,506	575,350	3,044	4,640,770	24,550	42.96	22.04						
12/29/2010	4,836,150	344,360	5,180,510	27,405	580,970	3,073	5,761,480	30,478	35.96	29.04						
12/30/2010	5,680,610	393,000	6,073,610	32,129	582,300	3,080	6,655,910	35,210	31.67	33.33						
12/31/2010	6,076,860	335,260	6,412,120	33,920	535,190	2,831	6,947,310	36,751	28.83	36.17						
TOTAL	764,458,690	65,710,260	830,168,950	4,391,594	202,673,630	1,072,144	1,032,842,580	5,463,737	N/A	N/A						

Calendar Year 2011

Date	Firm Customer Volumes (Therms)		Firm and Interruptible Customer Volumes (Therms)		Firm and Interruptible Customer Emissions (mtCO ₂ e)		Transportation Customer Volumes (Therms)		Transportation Customer Emissions (mtCO ₂ e)		Total Customer Volumes (Therms)		Total Customer Emissions (mtCO ₂ e)		Average Daily Temp. (°F)		HDD65
	Firm Customer Volumes (Therms)	Interruptible Customer Volumes (Therms)	Firm and Interruptible Customer Volumes (Therms)	Interruptible Customer Emissions (mtCO ₂ e)	Firm and Interruptible Customer Emissions (mtCO ₂ e)	Transportation Customer Volumes (Therms)	Transportation Customer Emissions (mtCO ₂ e)	Total Customer Volumes (Therms)	Total Customer Emissions (mtCO ₂ e)	Average Daily Temp. (°F)	HDD65						
1/1/2011	5,592,650	243,390	5,836,020	30,873	516,970	2,735	6,352,990	33,607	32.13	32.87							
1/2/2011	5,597,330	327,550	5,924,880	31,343	591,780	3,131	6,516,660	34,473	32.29	32.71							
1/3/2011	5,573,980	385,600	5,959,580	31,526	641,190	3,392	6,600,770	34,918	33.38	31.62							
1/4/2011	5,126,890	341,700	5,468,590	28,929	671,860	3,554	6,140,450	32,483	34.13	30.87							
1/5/2011	4,091,930	277,460	4,369,390	23,114	646,110	3,418	5,015,500	26,532	40.21	24.79							
1/6/2011	3,205,080	234,470	3,439,550	18,195	641,220	3,392	4,080,770	21,587	46.71	18.29							
1/7/2011	3,736,160	242,340	3,978,500	21,046	600,920	3,179	4,579,420	24,225	44.58	20.42							
1/8/2011	4,382,010	211,600	4,593,610	24,300	547,900	2,898	5,141,510	27,199	37.58	27.42							
1/9/2011	4,860,200	290,580	5,150,780	27,248	601,230	3,181	5,752,010	30,428	35.21	29.79							
1/10/2011	5,524,580	378,650	5,903,230	31,228	724,860	3,835	6,628,090	35,063	33.96	31.04							
1/11/2011	5,431,370	353,900	5,785,270	30,604	726,980	3,846	6,512,250	34,450	33.29	31.71							
1/12/2011	3,889,900	250,970	4,140,870	21,905	702,180	3,715	4,843,050	25,620	42.42	22.58							
1/13/2011	2,789,030	204,750	2,993,780	15,837	611,500	3,235	3,605,280	19,072	49.96	15.04							
1/14/2011	2,586,000	166,060	2,752,060	14,558	539,400	2,833	3,291,460	17,412	51.25	13.75							
1/15/2011	2,554,430	138,650	2,693,080	14,246	502,610	2,659	3,195,690	16,905	49.71	15.29							
1/16/2011	2,365,410	156,890	2,522,300	13,343	512,570	2,711	3,034,870	16,054	52.71	12.29							
1/17/2011	3,351,620	269,660	3,621,280	19,157	635,150	3,360	4,256,430	22,517	46.08	18.92							
1/18/2011	4,109,850	308,810	4,418,660	23,375	675,860	3,575	5,094,520	26,950	40.29	24.71							
1/19/2011	4,234,510	322,320	4,556,830	24,106	691,820	3,660	5,248,650	27,765	39.04	25.96							
1/20/2011	4,238,760	293,820	4,532,580	23,977	667,340	3,530	5,199,920	27,508	38.63	26.37							
1/21/2011	3,280,610	214,860	3,495,470	18,491	592,990	3,137	4,088,460	21,628	46.42	18.58							
1/22/2011	3,338,870	183,810	3,522,680	18,635	558,640	2,955	4,081,320	21,590	43.71	21.29							
1/23/2011	3,260,890	212,350	3,473,240	18,373	630,000	3,333	4,103,240	21,706	44.00	21.00							
1/24/2011	3,131,900	247,500	3,379,400	17,877	677,780	3,585	4,057,180	21,462	46.29	18.71							
1/25/2011	3,124,960	255,450	3,380,410	17,882	726,370	3,842	4,106,780	21,725	46.58	18.42							
1/26/2011	3,212,870	258,700	3,471,570	18,365	757,100	4,005	4,228,670	22,370	44.25	20.75							
1/27/2011	3,482,500	259,540	3,742,040	19,795	716,420	3,790	4,458,460	23,585	43.38	21.62							
1/28/2011	3,067,010	190,520	3,257,530	17,232	648,220	3,429	3,905,750	20,661	46.29	18.71							
1/29/2011	3,043,690	163,820	3,207,510	16,968	493,150	2,609	3,700,660	19,576	47.00	18.00							
1/30/2011	4,131,190	264,630	4,395,820	23,254	564,590	2,987	4,960,410	26,241	39.63	25.37							
1/31/2011	4,644,920	339,040	4,983,960	26,365	706,260	3,736	5,690,220	30,101	37.58	27.42							
2/1/2011	4,764,620	338,400	5,103,020	26,995	774,030	4,095	5,877,050	31,090	37.67	27.33							
2/2/2011	4,175,900	295,000	4,470,900	23,651	706,350	3,737	5,177,250	27,388	39.17	25.83							
2/3/2011	3,442,120	227,890	3,670,010	19,414	627,120	3,317	4,297,130	22,732	45.17	19.83							
2/4/2011	2,968,500	193,620	3,162,120	16,728	582,830	3,083	3,744,950	19,811	48.13	16.87							
2/5/2011	3,192,660	169,970	3,362,630	17,788	529,660	2,802	3,892,290	20,590	44.42	20.58							
2/6/2011	3,230,500	200,110	3,430,610	18,148	504,130	2,667	3,934,740	20,815	46.38	18.62							
2/7/2011	3,630,900	281,130	3,912,030	20,695	617,500	3,267	4,529,530	23,961	43.29	21.71							
2/8/2011	4,156,200	313,710	4,469,910	23,646	692,660	3,664	5,162,570	27,310	40.29	24.71							
2/9/2011	4,498,700	334,720	4,833,420	25,569	725,630	3,839	5,559,050	29,407	37.08	27.92							
2/10/2011	4,128,410	308,270	4,436,680	23,470	746,580	3,949	5,183,260	27,419	37.54	27.46							
2/11/2011	3,774,590	228,260	4,002,850	21,175	642,500	3,399	4,645,350	24,574	41.29	23.71							
2/12/2011	3,459,400	161,310	3,620,710	19,154	537,720	2,845	4,158,430	21,998	45.54	19.46							
2/13/2011	2,942,110	201,240	3,143,350	16,628	502,770	2,660	3,646,120	19,288	46.04	18.96							
2/14/2011	3,503,360	268,710	3,772,070	19,954	662,240	3,503	4,434,310	23,457	45.83	19.17							

Date	Firm Customer Volumes (Therms)		Firm and Interruptible Customer Volumes (Therms)		Firm and Interruptible Customer Emissions (mtCO ₂ e)		Transportation Customer Volumes (Therms)		Transportation Customer Emissions (mtCO ₂ e)		Total Customer Volumes (Therms)		Total Customer Emissions (mtCO ₂ e)		Average Daily Temp. (°F)	HDD65
	Firm Customer Volumes (Therms)	Interruptible Customer Volumes (Therms)	Firm and Interruptible Customer Volumes (Therms)	Interruptible Customer Volumes (Therms)	Firm and Interruptible Customer Emissions (mtCO ₂ e)	Interruptible Customer Emissions (mtCO ₂ e)	Transportation Customer Volumes (Therms)	Transportation Customer Emissions (mtCO ₂ e)	Total Customer Volumes (Therms)	Total Customer Emissions (mtCO ₂ e)						
2/15/2011	4,037,010	293,340	4,330,350	22,908	663,290	3,509	4,993,640	26,416	41.38	23.62						
2/16/2011	4,203,530	312,240	4,515,770	23,888	716,410	3,790	5,232,180	27,678	38.25	26.75						
2/17/2011	4,321,440	333,810	4,655,250	24,626	692,840	3,665	5,348,090	28,291	37.79	27.21						
2/18/2011	4,211,840	267,140	4,478,980	23,694	656,740	3,474	5,135,720	27,168	38.75	26.25						
2/19/2011	4,540,820	223,820	4,764,640	25,205	621,890	3,290	5,386,530	28,495	37.08	27.92						
2/20/2011	4,265,490	214,370	4,479,860	23,698	609,140	3,222	5,089,000	26,921	36.46	28.54						
2/21/2011	4,294,530	259,510	4,554,040	24,091	650,630	3,442	5,204,670	27,533	39.00	26.00						
2/22/2011	4,651,480	326,400	4,977,880	26,333	758,020	4,010	5,735,900	30,343	36.96	28.04						
2/23/2011	5,175,510	357,020	5,532,530	29,267	765,660	4,137	6,298,190	33,317	33.71	31.29						
2/24/2011	5,776,040	370,410	6,146,450	32,515	782,100	4,137	6,928,550	36,652	29.17	35.83						
2/25/2011	6,100,880	319,610	6,420,490	33,964	765,870	4,051	7,186,360	38,016	25.79	39.21						
2/26/2011	5,918,670	219,800	6,138,470	32,473	677,800	3,586	6,816,270	36,058	27.42	37.58						
2/27/2011	4,836,320	264,340	5,100,660	26,982	681,860	3,607	5,782,520	30,590	37.63	27.37						
2/28/2011	4,784,850	330,960	5,115,810	27,063	726,740	3,844	5,842,550	30,907	36.83	28.17						
3/1/2011	4,209,170	286,480	4,495,650	23,782	698,230	3,694	5,193,880	27,476	39.33	25.67						
3/2/2011	3,901,490	269,990	4,171,480	22,067	708,700	3,749	4,880,180	25,816	43.46	21.54						
3/3/2011	4,243,370	306,810	4,550,180	24,070	686,140	3,630	5,236,320	27,700	39.63	25.37						
3/4/2011	4,062,750	239,790	4,302,540	22,760	666,980	3,528	4,969,520	26,289	40.63	24.37						
3/5/2011	3,235,690	172,030	3,407,720	18,027	582,670	3,082	3,990,390	21,109	43.75	21.25						
3/6/2011	3,638,120	254,690	3,892,810	20,593	580,190	3,069	4,473,000	23,662	41.25	23.75						
3/7/2011	3,638,870	277,690	3,916,560	20,719	686,970	3,634	4,603,530	24,353	41.58	23.42						
3/8/2011	3,340,100	250,080	3,590,180	18,992	606,440	3,208	4,196,620	22,200	44.21	20.79						
3/9/2011	2,944,940	218,860	3,163,800	16,737	597,620	3,161	3,761,420	19,898	47.92	17.08						
3/10/2011	3,453,770	253,720	3,707,490	19,613	603,020	3,190	4,310,510	22,803	46.08	18.92						
3/11/2011	3,128,520	208,330	3,336,850	17,652	578,800	3,062	3,915,650	20,714	46.04	18.96						
3/12/2011	3,158,290	169,260	3,327,550	17,603	520,230	2,752	3,847,780	20,355	44.71	20.29						
3/13/2011	3,235,570	202,880	3,438,450	18,189	554,230	2,932	3,992,680	21,121	45.25	19.75						
3/14/2011	2,971,660	238,930	3,210,590	16,984	646,250	3,419	3,856,840	20,403	47.58	17.42						
3/15/2011	3,239,670	240,100	3,479,770	18,408	695,160	3,677	4,174,930	22,085	47.33	17.67						
3/16/2011	3,483,560	269,510	3,753,070	19,854	711,490	3,764	4,464,560	23,618	42.92	22.08						
3/17/2011	3,236,390	249,920	3,486,310	18,443	684,130	3,619	4,170,440	22,062	43.63	21.37						
3/18/2011	3,568,740	225,450	3,794,190	20,071	661,970	3,502	4,456,160	23,573	44.79	20.21						
3/19/2011	3,061,330	171,230	3,232,560	17,100	630,840	3,337	3,863,400	20,437	44.17	20.83						
3/20/2011	3,183,350	203,620	3,386,970	17,917	583,110	3,085	3,970,080	21,002	43.88	21.12						
3/21/2011	3,196,680	257,990	3,454,670	18,275	698,820	3,697	4,153,490	21,972	44.75	20.25						
3/22/2011	3,157,200	258,910	3,416,110	18,071	692,070	3,661	4,108,180	21,732	43.83	21.17						
3/23/2011	2,473,950	204,390	2,678,340	14,168	639,220	3,381	3,317,560	17,550	49.38	15.62						
3/24/2011	2,424,190	221,460	2,645,650	13,995	619,470	3,277	3,265,120	17,272	51.29	13.71						
3/25/2011	2,561,650	205,240	2,766,890	14,637	607,280	3,213	3,374,170	17,849	44.75	20.25						
3/26/2011	3,107,060	166,270	3,273,330	17,316	497,510	2,632	3,770,840	19,948	43.33	21.67						
3/27/2011	3,092,950	213,040	3,305,990	17,489	508,730	2,691	3,814,720	20,180	43.96	21.04						
3/28/2011	2,893,060	240,720	3,133,780	16,578	657,330	3,477	3,791,110	20,055	45.25	19.75						
3/29/2011	2,888,580	221,370	3,109,950	16,452	676,050	3,576	3,786,000	20,028	46.08	18.92						
3/30/2011	2,713,450	196,340	2,909,790	15,393	663,570	3,510	3,573,360	18,903	49.33	15.67						

Date	Firm			Firm and Interruptible			Firm and Interruptible			Transportation			Transportation			Average Daily		
	Customer Volumes (Therms)	Interruptible Customer Volumes (Therms)	Interruptible Customer Volumes (Therms)	Customer Emissions (mtCO ₂ e)	Interruptible Customer Emissions (mtCO ₂ e)	Interruptible Customer Emissions (mtCO ₂ e)	Customer Volumes (Therms)	Customer Emissions (mtCO ₂ e)	Customer Volumes (Therms)	Customer Emissions (mtCO ₂ e)	Customer Volumes (Therms)	Customer Emissions (mtCO ₂ e)	Total Customer Volumes (Therms)	Total Customer Emissions (mtCO ₂ e)	Total Customer Volumes (Therms)	Total Customer Emissions (mtCO ₂ e)	Temp. (°F)	HDD65
3/31/2011	2,502,650	204,280	2,706,930	14,320	715,030	3,783	3,421,960	18,102	50.54	14.46								
4/1/2011	2,973,750	207,670	3,181,420	16,830	813,660	4,304	3,995,080	21,134	45.21	19.79								
4/2/2011	3,132,280	164,070	3,296,350	17,438	573,530	3,034	3,869,880	20,472	42.83	22.17								
4/3/2011	3,148,630	207,410	3,356,040	17,753	543,720	2,876	3,899,760	20,630	43.21	21.79								
4/4/2011	3,435,560	257,150	3,692,710	19,534	689,130	3,645	4,381,840	23,180	43.75	21.25								
4/5/2011	3,546,850	259,710	3,806,560	20,137	748,890	3,962	4,555,450	24,098	42.83	22.17								
4/6/2011	3,626,960	286,160	3,913,120	20,700	767,490	4,060	4,680,610	24,760	40.79	24.21								
4/7/2011	3,656,930	285,360	3,942,290	20,855	746,230	3,948	4,688,520	24,802	40.42	24.58								
4/8/2011	2,608,700	189,820	2,798,520	14,804	721,990	3,819	3,520,510	18,623	44.96	20.04								
4/9/2011	2,558,640	138,650	2,697,290	14,269	546,050	2,889	3,243,340	17,157	47.17	17.83								
4/10/2011	2,685,620	187,090	2,872,710	15,197	527,510	2,791	3,400,220	17,987	48.29	16.71								
4/11/2011	2,998,390	268,150	3,266,540	17,280	723,760	3,829	3,990,300	21,109	44.25	20.75								
4/12/2011	2,674,960	225,380	2,900,340	15,343	707,870	3,745	3,608,210	20,064	45.08	19.92								
4/13/2011	3,248,200	250,340	3,498,540	18,507	672,410	3,557	4,170,950	22,067	43.75	21.25								
4/14/2011	3,560,700	264,680	3,825,380	20,236	752,060	3,978	4,577,440	24,215	42.63	22.37								
4/15/2011	2,712,040	192,210	2,904,250	15,363	641,120	3,392	3,545,370	18,755	45.33	19.67								
4/16/2011	2,702,140	160,110	2,862,250	15,141	534,340	2,827	3,396,590	17,968	47.38	17.62								
4/17/2011	2,873,500	223,020	3,096,520	16,381	522,060	2,762	3,618,580	19,142	43.79	21.21								
4/18/2011	2,979,090	272,920	3,252,010	17,203	628,120	3,481	3,910,130	20,685	43.08	21.92								
4/19/2011	2,796,370	252,670	3,049,040	16,129	758,720	3,855	3,777,760	19,984	43.83	21.17								
4/20/2011	2,817,540	250,830	3,068,370	16,232	660,950	3,496	3,729,320	19,728	44.79	20.21								
4/21/2011	2,766,790	242,790	3,009,580	15,921	651,620	3,447	3,661,200	19,368	44.63	20.37								
4/22/2011	2,344,420	186,910	2,531,330	13,391	607,960	3,216	3,139,290	16,607	47.21	17.79								
4/23/2011	1,771,610	112,980	1,884,590	9,969	589,010	3,116	2,473,600	13,085	53.04	11.96								
4/24/2011	2,159,050	180,740	2,339,790	12,377	601,400	3,181	2,941,190	15,559	48.04	16.96								
4/25/2011	2,855,660	265,660	3,121,320	16,512	706,940	3,740	3,828,260	20,251	46.13	18.87								
4/26/2011	2,399,850	220,360	2,620,210	13,861	626,440	3,314	3,246,650	17,175	47.58	17.42								
4/27/2011	3,125,780	260,900	3,386,680	17,916	686,520	3,632	4,073,200	21,547	44.38	20.62								
4/28/2011	2,929,350	252,220	3,181,570	16,831	701,880	3,713	3,883,450	20,543	44.04	20.96								
4/29/2011	2,311,030	182,330	2,493,360	13,190	621,890	3,290	3,115,250	16,480	47.25	17.75								
4/30/2011	2,203,530	146,540	2,350,070	12,432	526,230	2,784	2,876,300	15,216	48.58	16.42								
5/1/2011	1,766,560	150,730	1,917,290	10,142	496,460	2,626	2,413,780	12,769	51.33	13.67								
5/2/2011	2,537,800	233,630	2,771,430	14,661	649,750	3,437	3,421,180	18,098	48.46	16.54								
5/3/2011	2,263,550	221,210	2,484,760	13,144	645,700	3,416	3,130,460	16,560	49.21	15.79								
5/4/2011	1,725,600	177,840	1,903,440	10,069	616,340	3,260	2,519,780	13,330	52.29	12.71								
5/5/2011	2,172,720	209,770	2,382,490	12,603	624,310	3,303	3,006,800	15,906	49.83	15.17								
5/6/2011	2,287,660	180,320	2,467,980	13,056	600,850	3,178	3,068,830	16,234	48.38	16.62								
5/7/2011	2,129,950	136,790	2,266,740	11,991	504,960	2,671	2,771,700	14,662	48.83	16.17								
5/8/2011	1,988,810	165,050	2,153,860	11,394	541,130	2,863	2,694,990	14,256	49.29	15.71								
5/9/2011	1,921,350	190,780	2,112,130	11,173	653,100	3,455	2,765,230	14,628	51.58	13.42								
5/10/2011	1,671,300	178,600	1,849,900	9,786	636,330	3,366	2,486,230	13,152	51.63	13.37								
5/11/2011	2,525,940	235,840	2,761,780	14,610	620,270	3,281	3,382,050	17,891	47.71	17.29								
5/12/2011	2,008,790	200,220	2,209,010	11,686	621,730	3,289	2,830,740	14,975	49.17	15.83								
5/13/2011	1,578,760	134,540	1,713,300	9,063	621,660	3,289	2,334,960	12,352	53.63	11.37								
5/14/2011	1,310,750	99,060	1,409,810	7,458	520,200	2,752	1,930,010	10,210	56.00	9.00								

Date	Firm		Firm and Interruptible		Firm and Interruptible		Transportation		Transportation		Total Customer		Average Daily Temp. (°F)	HDD65
	Customer Volumes (Therms)	Customer Volumes (Therms)	Customer Volumes (Therms)	Customer Emissions (mtCO ₂ e)	Customer Volumes (Therms)	Customer Emissions (mtCO ₂ e)	Customer Volumes (Therms)	Customer Emissions (mtCO ₂ e)	Customer Volumes (Therms)	Customer Emissions (mtCO ₂ e)	Customer Volumes (Therms)	Customer Emissions (mtCO ₂ e)		
5/15/2011	2,049,850	176,080	2,225,930	11,775	524,620	2,775	2,750,550	14,550	49.71	15.29				
5/16/2011	2,282,370	221,080	2,503,450	13,243	619,070	3,275	3,122,520	16,518	49.67	15.33				
5/17/2011	1,708,350	179,660	1,888,010	9,988	616,860	3,263	2,504,870	13,251	51.38	13.62				
5/18/2011	1,455,570	164,280	1,619,850	8,569	598,600	3,167	2,218,450	11,736	56.29	8.71				
5/19/2011	1,338,250	161,940	1,500,190	7,936	614,550	3,251	2,114,740	11,187	56.29	8.71				
5/20/2011	1,141,400	110,970	1,252,370	6,625	577,470	3,055	1,829,840	9,680	58.00	7.00				
5/21/2011	1,615,770	124,140	1,739,910	9,204	541,670	2,865	2,281,580	12,070	51.04	13.96				
5/22/2011	1,626,830	154,430	1,781,260	9,423	533,690	2,823	2,314,950	12,246	52.33	12.67				
5/23/2011	1,550,670	181,400	1,732,070	9,163	600,420	3,176	2,332,490	12,339	52.67	12.33				
5/24/2011	1,370,600	148,420	1,519,020	8,036	579,400	3,065	2,098,420	11,101	55.83	9.17				
5/25/2011	1,930,600	201,780	2,132,380	11,280	647,480	3,425	2,779,860	14,705	51.71	13.29				
5/26/2011	1,716,730	179,310	1,896,040	10,030	629,770	3,331	2,525,810	13,362	51.04	13.96				
5/27/2011	1,685,240	159,300	1,844,540	9,758	651,010	3,444	2,495,550	13,201	51.42	13.58				
5/28/2011	1,488,370	106,870	1,595,240	8,439	531,960	2,814	2,127,200	11,253	52.25	12.75				
5/29/2011	1,433,780	132,890	1,566,670	8,288	466,580	2,468	2,033,250	10,756	53.63	11.37				
5/30/2011	1,391,820	161,420	1,553,240	8,217	474,810	2,512	2,028,050	10,728	54.29	10.71				
5/31/2011	1,424,950	166,800	1,591,750	8,420	582,190	3,080	2,173,940	11,500	53.92	11.08				
6/1/2011	1,559,890	173,710	1,733,600	9,171	648,840	3,432	2,382,440	12,603	53.42	11.58				
6/2/2011	1,478,370	166,720	1,645,090	8,703	733,070	3,878	2,378,160	12,580	54.00	11.00				
6/3/2011	1,129,360	109,040	1,238,400	6,551	634,440	3,356	1,872,840	9,907	58.54	6.46				
6/4/2011	937,950	75,120	1,013,070	5,359	481,230	2,546	1,494,300	7,905	63.96	1.04				
6/5/2011	889,920	96,010	985,930	5,216	489,150	2,588	1,475,080	7,803	64.21	0.79				
6/6/2011	910,480	124,310	1,034,790	5,474	623,210	3,297	1,658,000	8,771	59.96	5.04				
6/7/2011	1,306,940	175,100	1,482,040	7,840	628,710	3,326	2,110,750	11,166	54.33	10.67				
6/8/2011	1,393,580	159,600	1,553,180	8,216	611,310	3,234	2,164,490	11,450	54.67	10.33				
6/9/2011	1,078,390	126,550	1,204,940	6,374	611,900	3,237	1,816,840	9,611	58.79	6.21				
6/10/2011	1,174,980	130,520	1,305,500	6,906	576,430	3,049	1,881,930	9,955	56.50	8.50				
6/11/2011	1,163,030	100,690	1,263,720	6,685	451,180	2,387	1,714,900	9,072	57.00	8.00				
6/12/2011	1,027,830	109,450	1,137,280	6,016	487,890	2,581	1,625,170	8,597	58.29	6.71				
6/13/2011	1,071,010	140,800	1,211,810	6,410	542,520	2,870	1,754,330	9,280	58.00	7.00				
6/14/2011	1,269,270	163,700	1,432,970	7,580	589,330	3,118	2,022,300	10,698	56.25	8.75				
6/15/2011	1,355,620	169,480	1,525,100	8,068	599,680	3,172	2,124,780	11,240	54.63	10.37				
6/16/2011	1,203,170	152,000	1,355,170	7,169	628,090	3,323	1,983,260	10,491	56.13	8.87				
6/17/2011	998,720	103,110	1,101,830	5,829	538,170	2,847	1,640,000	8,676	58.63	6.37				
6/18/2011	1,200,070	104,180	1,304,250	6,899	491,370	2,599	1,795,620	9,499	55.33	9.67				
6/19/2011	1,241,120	117,680	1,358,800	7,188	478,240	2,530	1,837,040	9,718	56.21	8.79				
6/20/2011	1,008,210	121,850	1,130,060	5,978	576,440	3,049	1,706,500	9,027	60.63	4.37				
6/21/2011	877,660	108,560	986,220	5,217	552,760	2,924	1,538,980	8,141	65.63	0.00				
6/22/2011	980,300	139,120	1,119,420	5,922	608,060	3,217	1,727,480	9,138	59.13	5.87				
6/23/2011	1,052,870	149,350	1,202,220	6,360	684,920	3,623	1,887,140	9,983	56.54	8.46				
6/24/2011	1,098,380	124,400	1,222,780	6,469	542,380	2,869	1,765,160	9,338	56.17	8.83				
6/25/2011	1,082,810	96,230	1,179,040	6,237	464,390	2,457	1,643,430	8,694	58.00	7.00				
6/26/2011	911,270	89,790	1,001,060	5,296	422,170	2,233	1,423,230	7,529	61.42	3.58				
6/27/2011	877,890	103,950	981,840	5,194	529,680	2,802	1,511,520	7,996	63.58	1.42				
6/28/2011	864,760	105,100	969,860	5,131	585,250	3,096	1,555,110	8,227	63.38	1.62				

Date	Firm		Firm and Interruptible		Firm and Interruptible		Firm and Interruptible		Transportation		Transportation		Total Customer		Average Daily Temp. (°F)	HDD65
	Customer Volumes (Therms)	Customer Volumes (Therms)	Customer Volumes (Therms)	Customer Emissions (mtCO ₂ e)	Customer Volumes (Therms)	Customer Emissions (mtCO ₂ e)	Customer Volumes (Therms)	Customer Emissions (mtCO ₂ e)	Customer Volumes (Therms)	Customer Emissions (mtCO ₂ e)	Customer Volumes (Therms)	Customer Emissions (mtCO ₂ e)	Customer Volumes (Therms)	Customer Emissions (mtCO ₂ e)		
6/29/2011	974,260	137,090	1,111,350	5,879	581,380	3,076	1,692,730	8,955	60.04	4.96						
6/30/2011	1,074,380	150,240	1,224,620	6,478	611,980	3,237	1,836,600	9,716	58.13	6.87						
7/1/2011	934,450	102,860	1,037,310	5,487	490,660	2,596	1,527,970	8,083	60.42	4.58						
7/2/2011	802,000	68,750	870,750	4,606	354,210	1,874	1,224,960	6,480	65.42	0.00						
7/3/2011	805,680	112,690	918,370	4,858	340,080	1,799	1,258,450	6,657	62.88	2.12						
7/4/2011	776,390	112,580	888,970	4,703	331,670	1,755	1,220,640	6,457	64.33	0.67						
7/5/2011	737,740	100,060	837,800	4,432	568,290	3,006	1,406,090	7,438	67.67	0.00						
7/6/2011	779,380	99,330	878,710	4,648	550,420	2,912	1,429,130	7,560	71.00	0.00						
7/7/2011	929,290	148,960	1,078,250	5,704	583,170	3,085	1,661,420	8,789	58.83	6.17						
7/8/2011	976,560	121,050	1,097,610	5,806	525,290	2,779	1,622,900	8,585	59.50	5.50						
7/9/2011	875,210	80,040	955,250	5,053	419,480	2,219	1,374,730	7,272	62.25	2.75						
7/10/2011	809,000	98,640	907,640	4,801	432,240	2,287	1,339,880	7,088	63.58	1.42						
7/11/2011	835,900	109,380	945,280	5,001	574,060	3,037	1,519,340	8,037	61.79	3.21						
7/12/2011	852,930	122,060	974,990	5,158	543,450	2,875	1,518,440	8,033	61.25	3.75						
7/13/2011	849,960	118,240	968,200	5,122	521,120	2,757	1,489,320	7,879	61.88	3.12						
7/14/2011	935,250	133,470	1,068,720	5,654	541,390	2,864	1,610,110	8,517	57.67	7.33						
7/15/2011	860,580	93,830	954,410	5,049	478,260	2,530	1,432,670	7,579	62.13	2.87						
7/16/2011	822,820	77,200	900,020	4,761	379,340	2,007	1,279,360	6,768	62.21	2.79						
7/17/2011	908,210	120,820	1,029,030	5,444	440,320	2,329	1,469,350	7,773	59.50	5.50						
7/18/2011	867,020	119,160	986,180	5,217	549,810	2,908	1,535,990	8,125	62.04	2.96						
7/19/2011	935,290	131,150	1,066,440	5,641	536,810	2,840	1,603,250	8,481	59.83	5.17						
7/20/2011	862,400	111,680	974,080	5,153	498,700	2,638	1,472,780	7,791	62.75	2.25						
7/21/2011	934,120	138,520	1,072,640	5,674	511,440	2,706	1,584,080	8,380	62.00	3.00						
7/22/2011	884,220	106,730	990,950	5,242	522,290	2,763	1,513,240	8,005	61.54	3.46						
7/23/2011	797,690	72,690	870,380	4,604	464,440	2,457	1,334,820	7,061	65.38	0.00						
7/24/2011	725,730	83,600	809,330	4,281	439,510	2,325	1,248,840	6,606	70.63	0.00						
7/25/2011	828,470	120,090	948,560	5,018	512,550	2,711	1,461,110	7,729	60.54	4.46						
7/26/2011	881,910	121,930	1,003,840	5,310	547,110	2,894	1,550,950	8,205	61.67	3.33						
7/27/2011	870,280	123,750	994,030	5,258	578,420	3,060	1,572,450	8,318	62.79	2.21						
7/28/2011	827,620	103,630	931,250	4,926	583,230	3,085	1,514,480	8,012	65.58	0.00						
7/29/2011	777,180	94,110	871,290	4,609	518,870	2,745	1,390,160	7,354	67.38	0.00						
7/30/2011	737,990	70,850	808,840	4,279	418,880	2,216	1,227,720	6,495	66.42	0.00						
7/31/2011	782,190	112,230	894,420	4,731	422,650	2,236	1,317,070	6,967	63.71	1.29						
8/1/2011	814,230	116,270	930,500	4,922	543,220	2,874	1,473,720	7,796	65.08	0.00						
8/2/2011	795,970	105,300	901,270	4,768	567,020	3,000	1,468,290	7,767	64.88	0.12						
8/3/2011	782,480	104,780	887,260	4,694	557,890	2,951	1,445,150	7,645	67.08	0.00						
8/4/2011	734,930	99,580	834,510	4,415	539,200	2,852	1,373,710	7,267	68.88	0.00						
8/5/2011	782,120	98,920	881,040	4,661	527,330	2,790	1,408,370	7,450	61.96	3.04						
8/6/2011	738,140	76,520	814,660	4,310	482,790	2,554	1,297,450	6,864	64.42	0.58						
8/7/2011	736,200	97,260	833,460	4,409	443,440	2,346	1,276,900	6,755	64.42	0.58						
8/8/2011	793,300	121,470	914,770	4,839	561,210	2,969	1,475,980	7,808	61.29	3.71						
8/9/2011	821,370	120,740	942,110	4,984	603,850	3,194	1,545,960	8,178	61.50	3.50						
8/10/2011	820,440	124,110	944,550	4,997	569,740	3,014	1,514,290	8,011	61.63	3.37						
8/11/2011	823,250	124,250	947,500	5,012	565,900	2,994	1,513,400	8,006	62.08	2.92						
8/12/2011	818,850	111,160	930,010	4,920	492,500	2,605	1,422,510	7,525	62.21	2.79						

Date	Firm		Firm and Interruptible		Firm and Interruptible		Firm and Interruptible		Transportation		Transportation		Average Daily		
	Customer Volumes (Therms)	Customer Volumes (Therms)	Customer Volumes (Therms)	Customer Emissions (mtCO ₂ e)	Customer Volumes (Therms)	Customer Emissions (mtCO ₂ e)	Customer Volumes (Therms)	Customer Emissions (mtCO ₂ e)	Customer Volumes (Therms)	Customer Emissions (mtCO ₂ e)	Total Customer Volumes (Therms)	Total Customer Emissions (mtCO ₂ e)	Total Customer Volumes (Therms)	Total Customer Emissions (mtCO ₂ e)	Temp. (°F)
8/13/2011	812,050	79,940	891,990	4,719	412,960	2,185	1,304,950	6,903	60.63	4.37					
8/14/2011	796,990	96,420	893,410	4,726	420,330	2,224	1,313,740	6,950	62.21	2.79					
8/15/2011	834,010	123,560	957,570	5,066	536,730	2,839	1,494,300	7,905	64.00	1.00					
8/16/2011	826,740	122,430	949,170	5,021	576,330	3,049	1,525,500	8,070	65.21	0.00					
8/17/2011	811,890	116,180	928,070	4,909	579,560	3,066	1,507,630	7,975	65.33	0.00					
8/18/2011	843,090	119,620	962,710	5,093	549,920	2,909	1,512,630	8,002	63.21	1.79					
8/19/2011	805,420	103,890	909,310	4,810	529,580	2,801	1,438,890	7,612	64.67	0.33					
8/20/2011	713,190	69,870	783,060	4,142	441,570	2,336	1,224,630	6,478	71.50	0.00					
8/21/2011	679,410	83,550	762,960	4,036	416,670	2,204	1,179,630	6,240	70.96	0.00					
8/22/2011	766,290	104,250	870,540	4,605	550,190	2,911	1,420,730	7,516	64.08	0.92					
8/23/2011	753,200	103,930	857,130	4,534	574,960	3,042	1,432,090	7,576	67.71	0.00					
8/24/2011	741,400	97,750	839,150	4,439	585,680	3,098	1,424,830	7,537	69.08	0.00					
8/25/2011	750,410	98,620	849,030	4,491	601,470	3,182	1,450,500	7,673	70.38	0.00					
8/26/2011	747,150	86,520	833,670	4,410	522,660	2,765	1,356,330	7,175	70.88	0.00					
8/27/2011	704,240	73,360	777,600	4,114	463,230	2,450	1,240,830	6,564	69.75	0.00					
8/28/2011	706,870	90,420	797,290	4,218	487,280	2,578	1,284,570	6,795	66.25	0.00					
8/29/2011	764,690	111,000	875,690	4,632	624,210	3,302	1,499,900	7,934	63.13	1.87					
8/30/2011	844,270	131,150	975,420	5,160	693,280	3,667	1,668,700	8,827	60.92	4.08					
8/31/2011	898,620	145,830	1,044,450	5,525	660,480	3,494	1,704,930	9,019	59.25	5.75					
9/1/2011	861,650	124,840	986,490	5,219	610,970	3,232	1,597,460	8,451	60.50	4.50					
9/2/2011	842,350	106,210	948,560	5,018	535,570	2,834	1,484,330	7,852	62.17	2.83					
9/3/2011	785,680	79,090	864,770	4,575	395,200	2,091	1,259,970	6,665	66.21	0.00					
9/4/2011	709,190	90,610	799,800	4,231	382,880	2,025	1,182,680	6,256	67.83	0.00					
9/5/2011	748,650	116,100	864,750	4,575	413,230	2,186	1,277,980	6,761	66.92	0.00					
9/6/2011	789,700	118,160	907,860	4,803	588,300	3,112	1,496,160	7,915	66.67	0.00					
9/7/2011	755,960	109,560	865,520	4,579	629,090	3,328	1,494,610	7,906	69.42	0.00					
9/8/2011	750,160	108,870	859,030	4,544	618,780	3,273	1,477,810	7,818	70.63	0.00					
9/9/2011	737,060	94,410	831,470	4,398	537,480	2,843	1,368,950	7,242	70.92	0.00					
9/10/2011	711,190	69,560	780,750	4,130	463,240	2,451	1,243,990	6,581	70.08	0.00					
9/11/2011	712,190	87,460	799,650	4,230	409,040	2,164	1,208,690	6,394	71.08	0.00					
9/12/2011	787,540	117,660	905,200	4,789	574,370	3,038	1,479,570	7,827	60.75	4.25					
9/13/2011	835,000	115,230	950,230	5,027	605,860	3,205	1,556,090	8,232	60.29	4.71					
9/14/2011	841,320	111,140	952,460	5,039	631,300	3,340	1,583,760	8,378	62.08	2.92					
9/15/2011	918,090	140,520	1,058,610	5,600	627,090	3,317	1,685,700	8,917	59.79	5.21					
9/16/2011	988,760	122,950	1,111,710	5,881	619,850	3,279	1,731,560	9,160	56.25	8.75					
9/17/2011	1,105,860	96,910	1,202,770	6,363	511,690	2,707	1,714,460	9,069	55.46	9.54					
9/18/2011	957,940	101,010	1,058,950	5,602	464,570	2,458	1,523,520	8,059	58.83	6.17					
9/19/2011	953,190	149,180	1,102,370	5,832	611,710	3,236	1,714,080	9,067	60.71	4.29					
9/20/2011	924,380	120,920	1,045,300	5,530	606,700	3,209	1,652,000	8,739	62.38	2.62					
9/21/2011	812,890	96,220	909,110	4,809	590,290	3,123	1,499,400	7,932	66.63	0.00					
9/22/2011	785,840	94,180	880,020	4,655	566,850	2,999	1,446,870	7,654	67.67	0.00					
9/23/2011	723,880	80,510	804,390	4,255	472,250	2,498	1,276,640	6,753	70.25	0.00					
9/24/2011	738,060	65,290	803,350	4,250	409,720	2,167	1,213,070	6,417	66.71	0.00					
9/25/2011	859,130	113,260	972,390	5,144	429,050	2,270	1,401,440	7,414	60.29	4.71					
9/26/2011	1,115,150	144,020	1,259,170	6,661	601,840	3,184	1,861,010	9,845	56.71	8.29					

Date	Firm		Firm and Interruptible		Firm and Interruptible		Transportation		Transportation		Total Customer Emissions (mtCO ₂ e)	Total Customer Volumes (Therms)	Total Customer Emissions (mtCO ₂ e)	Average Daily Temp. (°F)	HDD65
	Customer Volumes (Therms)	Interruptible Customer Volumes (Therms)	Customer Volumes (Therms)	Interruptible Customer Emissions (mtCO ₂ e)	Customer Volumes (Therms)	Interruptible Customer Emissions (mtCO ₂ e)	Customer Volumes (Therms)	Interruptible Customer Emissions (mtCO ₂ e)							
9/27/2011	1,063,870	147,790	1,211,660	6,410	640,640	3,389	1,852,300	9,799	58.79	6.21					
9/28/2011	1,210,580	172,280	1,382,860	7,315	696,930	3,687	2,079,790	11,002	56.04	8.96					
9/29/2011	1,030,660	135,590	1,166,250	6,169	620,780	3,284	1,787,030	9,453	60.58	4.42					
9/30/2011	1,034,430	132,040	1,166,470	6,171	622,460	3,293	1,788,930	9,463	57.71	7.29					
10/1/2011	1,313,680	111,800	1,425,480	7,541	568,050	3,005	1,993,530	10,546	53.83	11.17					
10/2/2011	1,154,770	121,770	1,276,540	6,753	521,080	2,757	1,797,620	9,509	55.88	9.12					
10/3/2011	1,232,270	161,960	1,394,230	7,375	650,930	3,443	2,045,160	10,819	56.25	8.75					
10/4/2011	1,392,620	169,310	1,561,930	8,263	663,720	3,511	2,225,650	11,774	54.21	10.79					
10/5/2011	1,642,350	184,410	1,826,760	9,664	663,860	3,512	2,490,620	13,175	51.71	13.29					
10/6/2011	1,560,800	166,890	1,727,690	9,139	716,620	3,791	2,444,310	12,930	52.79	12.21					
10/7/2011	1,581,350	151,730	1,733,080	9,168	654,020	3,460	2,387,100	12,628	53.21	11.79					
10/8/2011	1,335,440	98,960	1,434,400	7,588	524,410	2,774	1,958,810	10,362	54.79	10.21					
10/9/2011	1,390,920	141,560	1,532,480	8,107	465,990	2,465	1,998,470	10,572	54.46	10.54					
10/10/2011	1,540,690	171,520	1,712,210	9,058	599,550	3,172	2,311,760	12,229	53.88	11.12					
10/11/2011	1,657,690	174,630	1,832,320	9,693	624,650	3,304	2,456,970	12,997	54.04	10.96					
10/12/2011	1,764,930	194,680	1,959,610	10,366	639,130	3,381	2,598,740	13,747	52.75	12.25					
10/13/2011	1,883,400	197,270	2,080,670	11,007	688,590	3,643	2,769,260	14,649	50.54	14.46					
10/14/2011	1,952,870	172,920	2,125,790	11,245	684,610	3,622	2,810,400	14,867	51.00	14.00					
10/15/2011	2,193,010	144,790	2,337,800	12,367	591,260	3,128	2,929,060	15,495	48.04	16.96					
10/16/2011	2,439,570	197,470	2,637,040	13,950	589,070	3,116	3,226,110	17,066	47.88	17.12					
10/17/2011	2,078,510	206,600	2,285,110	12,088	730,710	3,865	3,015,820	15,954	50.46	14.54					
10/18/2011	1,756,320	183,100	1,939,420	10,260	727,420	3,848	2,666,840	14,108	53.63	11.37					
10/19/2011	1,700,810	175,230	1,876,040	9,924	707,400	3,742	2,583,440	13,666	53.17	11.83					
10/20/2011	1,699,780	178,420	1,878,200	9,936	690,730	3,654	2,568,930	13,590	53.54	11.46					
10/21/2011	1,663,840	140,150	1,803,990	9,543	649,500	3,436	2,453,490	12,979	53.63	11.37					
10/22/2011	1,406,840	100,800	1,507,640	7,975	514,300	2,721	2,021,940	10,696	57.00	8.00					
10/23/2011	1,694,850	175,400	1,870,250	9,894	528,740	2,797	2,398,990	12,691	52.96	12.04					
10/24/2011	2,329,350	246,530	2,575,880	13,626	699,320	3,699	3,275,200	17,326	49.67	15.33					
10/25/2011	2,722,290	257,610	2,979,900	15,764	753,190	3,984	3,733,090	19,748	46.33	18.67					
10/26/2011	3,120,470	256,760	3,377,230	17,866	733,180	3,879	4,110,410	21,744	44.29	20.71					
10/27/2011	2,665,300	236,630	2,901,930	15,351	686,110	3,630	3,588,040	18,981	46.83	18.17					
10/28/2011	2,494,160	183,120	2,677,280	14,163	633,320	3,350	3,310,600	17,513	48.42	16.58					
10/29/2011	2,196,820	142,000	2,338,820	12,372	532,330	2,816	2,871,150	15,188	50.17	14.83					
10/30/2011	2,245,470	179,070	2,424,540	12,826	505,470	2,674	2,930,010	15,500	50.88	14.12					
10/31/2011	2,797,550	257,160	3,054,710	16,159	673,350	3,562	3,728,060	19,721	46.96	18.04					
11/1/2011	3,271,890	284,810	3,556,700	18,815	727,860	3,850	4,284,560	22,665	44.13	20.87					
11/2/2011	3,158,200	245,800	3,404,000	18,007	705,140	3,730	4,109,140	21,737	43.33	21.67					
11/3/2011	3,121,120	269,280	3,390,400	17,935	665,500	3,520	4,055,900	21,456	44.75	20.25					
11/4/2011	3,690,990	241,730	3,932,720	20,804	702,170	3,714	4,634,890	24,519	40.79	24.21					
11/5/2011	3,695,660	195,660	3,891,320	20,585	623,510	3,298	4,514,830	23,883	41.67	23.33					
11/6/2011	3,755,330	240,110	3,995,440	21,136	587,950	3,110	4,583,390	24,246	40.58	24.42					
11/7/2011	3,256,840	240,080	3,496,920	18,499	672,070	3,555	4,168,990	22,054	44.58	20.42					
11/8/2011	2,592,990	211,100	2,804,090	14,834	692,170	3,662	3,496,260	18,495	47.88	17.12					
11/9/2011	2,483,540	219,800	2,703,340	14,301	720,570	3,812	3,423,910	18,112	52.75	12.25					
11/10/2011	2,805,760	245,660	3,051,420	16,142	748,880	3,962	3,800,300	20,104	49.33	15.67					

Date	Firm Customer Volumes (Therms)		Firm and Interruptible Customer Volumes (Therms)		Firm and Interruptible Customer Emissions (mtCO ₂ e)		Transportation Customer Volumes (Therms)		Transportation Customer Emissions (mtCO ₂ e)		Total Customer Volumes (Therms)		Total Customer Emissions (mtCO ₂ e)		Average Daily Temp. (°F)	HDD65
	Firm Customer Volumes (Therms)	Interruptible Customer Volumes (Therms)	Firm and Interruptible Customer Volumes (Therms)	Interruptible Customer Volumes (Therms)	Firm and Interruptible Customer Emissions (mtCO ₂ e)	Interruptible Customer Emissions (mtCO ₂ e)	Transportation Customer Volumes (Therms)	Transportation Customer Emissions (mtCO ₂ e)	Total Customer Volumes (Therms)	Total Customer Emissions (mtCO ₂ e)						
11/11/2011	3,511,450	223,450	3,734,880	19,758	732,340	3,874	4,467,220	23,632	44.25	20.75						
11/12/2011	3,606,250	168,170	3,774,420	19,967	573,360	3,033	4,347,780	23,000	41.50	23.50						
11/13/2011	3,113,770	191,630	3,305,400	17,486	544,410	2,880	3,849,810	20,365	46.38	18.62						
11/14/2011	3,810,300	297,080	4,107,380	21,728	717,510	3,796	4,824,890	25,524	42.75	22.25						
11/15/2011	4,136,390	307,280	4,443,670	23,507	769,550	4,071	5,213,220	27,578	39.38	25.62						
11/16/2011	3,847,890	266,100	4,113,990	21,763	730,830	3,866	4,844,820	25,629	42.50	22.50						
11/17/2011	4,028,060	291,390	4,319,450	22,850	780,630	4,130	5,100,080	26,979	40.33	28.29						
11/18/2011	4,307,180	270,790	4,577,970	24,217	781,010	4,132	5,358,980	28,349	36.71	28.29						
11/19/2011	4,712,280	226,140	4,938,420	26,124	688,940	3,644	5,627,360	29,769	35.50	29.50						
11/20/2011	4,650,210	273,400	4,923,610	26,046	655,020	3,465	5,578,630	29,511	33.21	31.79						
11/21/2011	3,588,580	238,860	3,827,440	20,247	726,540	3,843	4,553,980	24,091	43.79	21.21						
11/22/2011	3,205,310	228,000	3,433,310	18,162	707,860	3,745	4,141,170	21,907	46.38	18.62						
11/23/2011	3,405,940	234,050	3,639,990	19,256	641,680	3,394	4,281,670	22,650	46.00	19.00						
11/24/2011	3,804,280	202,110	4,006,390	21,194	482,080	2,550	4,488,470	23,744	41.33	23.67						
11/25/2011	3,553,270	225,820	3,779,090	19,991	526,600	2,786	4,305,690	22,777	41.96	23.04						
11/26/2011	2,900,930	143,180	3,044,110	16,103	519,520	2,748	3,563,630	18,852	46.00	19.00						
11/27/2011	3,077,250	207,660	3,284,910	17,377	567,840	3,004	3,852,750	20,381	48.33	16.67						
11/28/2011	3,830,470	302,080	4,132,550	21,861	745,540	3,944	4,878,090	25,805	42.17	22.83						
11/29/2011	3,944,500	272,290	4,216,790	22,307	755,680	3,998	4,972,470	26,304	39.75	25.25						
11/30/2011	4,013,460	281,950	4,295,410	22,723	734,110	3,883	5,029,520	26,606	42.75	22.25						
12/1/2011	4,483,300	304,250	4,787,550	23,326	785,080	4,153	5,572,630	29,479	36.46	28.54						
12/2/2011	4,370,530	255,930	4,626,460	24,474	720,560	3,812	5,347,020	28,286	38.67	26.33						
12/3/2011	4,505,250	205,940	4,711,190	24,922	638,790	3,379	5,349,980	28,301	36.50	28.50						
12/4/2011	4,501,350	283,640	4,784,990	25,313	627,660	3,320	5,412,650	28,633	38.13	26.87						
12/5/2011	5,026,580	346,460	5,373,040	28,423	792,950	4,195	6,165,990	32,618	35.13	29.87						
12/6/2011	4,713,170	318,560	5,031,730	26,618	779,740	4,125	5,811,470	30,743	34.33	30.67						
12/7/2011	4,349,440	296,990	4,646,430	24,580	705,380	3,731	5,351,810	28,311	37.58	27.42						
12/8/2011	4,781,660	324,340	5,106,000	27,011	760,350	4,022	5,866,350	31,033	36.83	28.17						
12/9/2011	5,042,190	282,920	5,325,110	28,170	714,610	3,780	6,039,720	31,950	32.92	32.08						
12/10/2011	4,582,360	212,390	4,794,750	25,364	562,410	2,975	5,357,160	28,339	37.17	27.83						
12/11/2011	4,524,220	278,590	4,802,810	25,407	610,830	3,231	5,413,640	28,638	37.88	27.12						
12/12/2011	5,301,420	369,400	5,670,820	29,999	783,710	4,146	6,454,530	34,144	33.17	31.83						
12/13/2011	4,965,070	331,570	5,296,640	28,019	766,110	4,053	6,062,750	32,072	33.88	31.12						
12/14/2011	4,606,020	301,250	4,907,270	25,959	735,930	3,893	5,643,200	29,853	37.04	27.96						
12/15/2011	3,857,640	261,760	4,119,400	21,792	696,610	3,685	4,816,010	25,477	40.96	24.04						
12/16/2011	3,518,230	222,940	3,741,170	19,791	645,440	3,414	4,386,610	23,205	44.83	20.17						
12/17/2011	3,569,340	171,500	3,740,840	19,789	595,380	3,150	4,336,220	22,939	41.92	23.08						
12/18/2011	3,573,180	226,770	3,799,950	20,102	613,470	3,245	4,413,420	23,347	42.92	22.08						
12/19/2011	3,718,760	275,270	3,994,030	21,128	757,810	4,009	4,751,840	25,137	40.58	24.42						
12/20/2011	3,860,860	279,640	4,140,500	21,903	712,400	3,769	4,852,900	25,672	41.54	23.46						
12/21/2011	4,575,720	325,300	4,901,020	25,926	744,440	3,938	5,645,460	29,864	38.38	26.62						
12/22/2011	4,964,920	327,810	5,292,730	27,999	760,010	4,020	6,052,740	32,019	31.79	33.21						
12/23/2011	3,457,360	204,820	3,662,180	19,373	591,100	3,127	4,253,280	22,500	42.46	22.54						
12/24/2011	2,957,150	148,600	3,105,750	16,429	455,010	2,407	3,560,760	18,836	46.96	18.04						
12/25/2011	3,496,010	221,850	3,717,860	19,667	485,610	2,569	4,203,470	22,236	43.38	21.62						

Date	Firm Customer Volumes (Therms)	Firm and Interruptible		Transportation		Total Customer		Average Daily Temp. °F	HDD65
		Customer Volumes (Therms)	Customer Emissions (mtCO ₂ e)	Customer Volumes (Therms)	Customer Emissions (mtCO ₂ e)	Volumes (Therms)	Emissions (mtCO ₂ e)		
12/26/2011	3,793,270	273,870	21,515	544,870	2,882	4,612,010	24,398	40.75	24.25
12/27/2011	3,052,190	206,120	17,236	535,030	2,830	3,793,340	20,067	45.92	19.08
12/28/2011	2,696,860	198,050	15,314	490,780	2,596	3,385,690	17,910	51.25	13.75
12/29/2011	3,150,180	235,610	17,911	539,920	2,856	3,925,710	20,767	45.88	19.12
12/30/2011	3,828,960	236,550	21,507	543,620	2,876	4,609,130	24,382	43.50	21.50
12/31/2011	4,248,200	185,920	23,456	476,650	2,521	4,910,770	25,978	38.38	26.62
TOTAL	883,906,530	69,157,930	5,041,711	220,903,580	1,168,580	1,173,968,040	6,210,291	N/A	N/A

Calendar Year 2012

Date	Firm			Firm and Interruptible			Firm and Interruptible			Firm and Interruptible			Firm and Interruptible			Firm and Interruptible			Average Daily Temp. (°F)	HDD65
	Customer Volumes (Therms)	Interruptible Customer Volumes (Therms)	Interruptible Customer Volumes (Therms)	Customer Volumes (Therms)	Interruptible Customer Emissions (mtCO ₂ e)	Interruptible Customer Emissions (mtCO ₂ e)	Customer Volumes (Therms)	Interruptible Customer Emissions (mtCO ₂ e)	Interruptible Customer Emissions (mtCO ₂ e)	Customer Volumes (Therms)	Interruptible Customer Emissions (mtCO ₂ e)	Interruptible Customer Emissions (mtCO ₂ e)	Customer Volumes (Therms)	Interruptible Customer Emissions (mtCO ₂ e)	Interruptible Customer Emissions (mtCO ₂ e)	Customer Volumes (Therms)	Interruptible Customer Emissions (mtCO ₂ e)	Interruptible Customer Emissions (mtCO ₂ e)		
1/1/2012	3,357,020	211,690	3,568,710	18,878	396,950	2,100	3,965,660	20,978	48.42	16.58										
1/2/2012	3,536,150	248,370	3,784,520	20,020	504,380	2,668	4,288,900	22,688	45.71	19.29										
1/3/2012	3,005,050	215,890	3,220,940	17,039	616,310	3,260	3,837,250	20,299	47.96	17.04										
1/4/2012	3,108,890	222,020	3,330,910	17,621	634,910	3,359	3,965,820	20,979	48.58	16.42										
1/5/2012	3,811,040	278,440	4,089,480	21,633	701,750	3,712	4,791,230	25,346	43.13	21.87										
1/6/2012	4,193,400	256,940	4,450,340	23,542	698,760	3,696	5,149,100	27,239	38.08	26.92										
1/7/2012	3,740,700	171,460	3,912,160	20,695	576,680	3,051	4,488,840	23,746	40.75	24.25										
1/8/2012	3,309,930	193,230	3,503,160	18,532	603,950	3,195	4,107,110	21,727	44.46	20.54										
1/9/2012	3,381,940	258,910	3,640,850	19,260	652,000	3,449	4,292,850	22,709	45.38	19.62										
1/10/2012	4,527,600	323,400	4,851,000	25,662	742,710	3,929	5,593,710	29,591	38.63	26.37										
1/11/2012	5,157,800	342,930	5,500,730	29,099	778,530	4,118	6,279,260	33,217	35.71	29.29										
1/12/2012	5,009,950	342,090	5,352,040	28,312	756,880	4,004	6,108,920	32,316	35.96	29.04										
1/13/2012	4,784,180	273,690	5,057,870	26,756	677,200	3,582	5,735,070	30,339	35.33	29.67										
1/14/2012	4,937,400	212,410	5,149,810	27,242	638,570	3,378	5,788,380	30,621	36.92	28.08										
1/15/2012	5,361,080	311,610	5,672,690	30,009	679,910	3,597	6,352,600	33,605	31.54	33.46										
1/16/2012	5,583,590	352,080	5,935,670	31,400	775,130	4,100	6,710,800	35,500	31.96	33.04										
1/17/2012	5,409,800	350,500	5,760,300	30,472	776,010	4,105	6,536,310	34,577	34.54	30.46										
1/18/2012	5,838,570	374,650	6,213,220	32,868	692,820	3,665	6,906,040	36,533	29.29	35.71										
1/19/2012	5,383,030	369,550	5,752,580	30,431	681,010	3,603	6,433,590	34,034	28.21	36.79										
1/20/2012	4,737,750	256,120	4,993,870	26,418	714,860	3,782	5,708,730	30,199	36.88	28.12										
1/21/2012	4,569,620	191,520	4,761,140	25,186	688,440	3,642	5,449,580	28,828	40.96	24.04										
1/22/2012	4,611,960	250,030	4,861,990	25,720	669,150	3,540	5,531,140	29,260	40.25	24.75										
1/23/2012	4,257,250	296,720	4,553,970	24,091	731,530	3,870	5,285,500	27,960	40.17	24.83										
1/24/2012	4,009,870	254,890	4,264,760	22,561	732,870	3,877	4,997,630	26,437	42.67	22.33										
1/25/2012	3,854,750	255,190	4,109,940	21,742	698,910	3,697	4,808,850	25,439	43.79	21.21										
1/26/2012	4,365,500	331,640	4,697,140	24,848	777,290	4,112	5,474,430	28,960	41.42	23.58										
1/27/2012	4,732,800	277,430	5,010,230	26,504	781,380	4,134	5,791,610	30,638	35.54	29.46										
1/28/2012	4,213,570	176,090	4,389,660	23,221	658,630	3,484	5,048,290	26,705	38.92	26.08										
1/29/2012	3,319,290	188,270	3,507,560	18,555	624,770	3,305	4,132,330	21,860	46.13	18.87										
1/30/2012	3,517,530	251,680	3,769,210	19,939	685,400	3,626	4,454,610	23,565	45.13	19.87										
1/31/2012	3,328,460	241,850	3,570,310	18,887	697,700	3,691	4,268,010	22,578	45.08	19.92										
2/1/2012	3,704,660	276,650	3,981,310	21,061	697,260	3,689	4,678,570	24,750	43.13	21.87										
2/2/2012	4,032,980	295,580	4,328,560	22,898	736,420	3,896	5,064,980	26,794	41.17	23.83										
2/3/2012	3,420,240	215,360	3,635,600	19,232	666,540	3,526	4,302,140	22,758	48.54	16.46										
2/4/2012	3,284,400	171,860	3,456,260	18,284	602,720	3,188	4,058,980	21,472	49.75	15.25										
2/5/2012	3,520,270	247,470	3,767,740	19,931	623,700	3,299	4,391,440	23,231	46.63	18.37										
2/6/2012	3,310,700	270,500	3,581,200	18,945	653,550	3,457	4,234,750	22,402	48.67	16.33										
2/7/2012	2,797,870	221,180	3,019,050	15,971	642,840	3,401	3,661,890	19,371	52.83	12.17										
2/8/2012	3,045,910	235,280	3,281,190	17,357	648,540	3,431	3,929,730	20,788	46.46	18.54										
2/9/2012	2,948,950	227,760	3,176,710	16,805	667,980	3,534	3,844,690	20,338	48.58	16.42										
2/10/2012	2,671,410	186,700	2,858,110	15,119	602,080	3,185	3,460,190	18,304	49.25	15.75										
2/11/2012	3,170,910	163,070	3,333,980	17,637	548,900	2,904	3,882,880	20,540	44.63	20.37										
2/12/2012	3,205,250	210,260	3,415,510	18,068	593,070	3,137	4,008,580	21,205	43.54	21.46										
2/13/2012	3,537,300	269,010	3,806,310	20,135	705,200	3,731	4,511,510	23,866	42.25	22.75										

Date	Firm			Firm and Interruptible			Firm and Interruptible			Firm and Interruptible			Firm and Interruptible			Firm and Interruptible			Average Daily Temp. (°F)	HDD65
	Customer Volumes (Therms)	Interruptible Customer Volumes (Therms)	Interruptible Customer Volumes (Therms)	Customer Volumes (Therms)	Interruptible Customer Emissions (mtCO ₂ e)	Interruptible Customer Emissions (mtCO ₂ e)	Customer Volumes (Therms)	Interruptible Customer Volumes (Therms)	Interruptible Customer Emissions (mtCO ₂ e)	Customer Volumes (Therms)	Interruptible Customer Volumes (Therms)	Interruptible Customer Emissions (mtCO ₂ e)	Customer Volumes (Therms)	Interruptible Customer Volumes (Therms)	Interruptible Customer Emissions (mtCO ₂ e)	Customer Volumes (Therms)	Interruptible Customer Volumes (Therms)	Interruptible Customer Emissions (mtCO ₂ e)		
2/14/2012	4,020,840	295,720	4,316,560	22,835	746,510	3,949	5,063,070	26,784	39.54	25.46										
2/15/2012	3,934,830	286,400	4,221,230	22,330	747,470	3,954	4,968,700	26,284	38.96	26.04										
2/16/2012	3,709,730	262,410	3,972,140	21,013	709,800	3,755	4,681,940	24,767	41.42	23.58										
2/17/2012	3,449,810	212,360	3,662,170	19,373	672,820	3,559	4,334,990	22,932	44.08	20.92										
2/18/2012	4,157,690	186,490	4,344,180	22,981	602,590	3,188	4,946,770	26,168	41.04	23.96										
2/19/2012	3,987,660	240,670	4,228,330	22,368	635,730	3,363	4,864,060	25,731	40.33	24.67										
2/20/2012	3,655,130	249,610	3,904,740	20,656	684,660	3,622	4,589,400	24,278	41.29	23.71										
2/21/2012	3,120,310	225,200	3,345,510	17,698	704,690	3,728	4,050,200	21,426	48.13	16.87										
2/22/2012	3,339,880	270,340	3,610,220	19,098	748,370	3,959	4,358,590	23,057	45.29	19.71										
2/23/2012	3,638,860	266,710	3,905,570	20,660	760,330	4,022	4,665,900	24,683	41.71	23.29										
2/24/2012	3,730,000	221,620	3,951,620	20,904	723,510	3,827	4,675,130	24,731	42.29	22.71										
2/25/2012	4,355,030	198,520	4,553,550	24,088	619,870	3,279	5,173,420	27,367	40.08	24.92										
2/26/2012	4,652,200	285,830	4,938,030	26,122	692,980	3,666	5,631,010	29,788	36.08	28.92										
2/27/2012	4,496,480	330,160	4,826,640	25,533	783,020	4,142	5,609,660	29,675	35.42	29.58										
2/28/2012	4,460,350	302,460	4,762,810	25,195	811,700	4,294	5,574,510	29,489	38.13	26.87										
2/29/2012	4,827,020	315,770	5,142,790	27,205	813,910	4,306	5,956,700	31,511	37.17	27.83										
3/1/2012	4,187,390	289,270	4,476,660	23,682	758,850	4,014	5,235,510	27,696	38.25	26.75										
3/2/2012	3,823,900	218,080	4,041,980	21,382	723,650	3,828	4,765,630	25,210	41.83	23.17										
3/3/2012	2,774,930	135,600	2,910,530	15,397	565,340	2,991	3,475,870	18,387	48.38	16.62										
3/4/2012	2,979,900	189,060	3,168,960	16,764	579,110	3,063	3,748,070	19,827	47.17	17.83										
3/5/2012	4,120,400	313,940	4,434,340	23,458	757,770	4,009	5,192,110	27,466	42.42	22.58										
3/6/2012	4,400,510	322,700	4,723,210	24,986	811,620	4,293	5,534,830	29,279	37.54	27.46										
3/7/2012	4,184,820	300,060	4,484,880	23,725	811,830	4,295	5,296,710	28,020	39.00	26.00										
3/8/2012	2,987,830	226,380	3,214,210	17,003	771,500	4,081	3,985,710	21,084	45.58	19.42										
3/9/2012	2,932,920	199,040	3,131,960	16,568	773,870	4,094	3,905,830	20,662	45.38	19.62										
3/10/2012	3,197,370	157,300	3,354,670	17,746	562,530	2,976	3,917,200	20,722	44.38	20.62										
3/11/2012	3,939,510	230,670	4,170,180	22,060	659,130	3,487	4,829,310	25,547	38.29	26.71										
3/12/2012	4,294,440	301,630	4,596,070	24,313	727,070	3,846	5,323,140	28,159	42.08	22.92										
3/13/2012	4,633,160	308,900	4,942,060	26,143	757,130	4,005	5,699,190	30,149	35.71	29.29										
3/14/2012	4,029,850	270,810	4,300,660	22,750	745,140	3,942	5,045,800	26,692	39.50	25.50										
3/15/2012	3,385,280	238,260	3,623,540	19,169	734,830	3,887	4,358,370	23,056	46.00	19.00										
3/16/2012	3,247,060	222,340	3,469,400	18,353	741,870	3,924	4,211,270	22,278	42.96	22.04										
3/17/2012	3,612,550	187,230	3,799,780	20,101	700,310	3,705	4,500,090	23,805	40.79	24.21										
3/18/2012	4,237,620	271,460	4,509,080	23,853	735,600	3,891	5,244,680	27,744	37.71	27.29										
3/19/2012	3,962,290	280,550	4,242,840	22,445	777,500	4,113	5,020,340	26,558	38.08	26.92										
3/20/2012	4,104,940	285,230	4,390,170	23,224	768,870	4,067	5,159,040	27,291	40.75	24.25										
3/21/2012	3,599,930	277,110	3,877,040	20,510	763,520	4,039	4,640,560	24,549	41.33	23.67										
3/22/2012	3,583,550	284,250	3,867,800	20,461	724,470	3,832	4,592,270	24,293	41.17	23.83										
3/23/2012	3,142,820	212,940	3,355,760	17,752	676,110	3,577	4,031,870	21,329	43.50	21.50										
3/24/2012	2,850,710	152,690	3,003,400	15,888	656,020	3,470	3,659,420	19,358	46.79	18.21										
3/25/2012	2,611,910	179,260	2,791,170	14,765	609,780	3,226	3,400,950	17,991	47.04	17.96										
3/26/2012	2,682,960	224,910	2,907,870	15,383	718,650	3,802	3,626,520	19,184	47.75	17.25										
3/27/2012	2,507,700	198,420	2,706,120	14,315	692,290	3,662	3,398,410	17,978	50.58	14.42										

Date	Firm		Firm and Interruptible		Firm and Interruptible		Firm and Interruptible		Transportation		Transportation		Transportation		Average Daily Temp. (°F)	HDD65
	Customer Volumes (Therms)	Customer Volumes (Therms)	Customer Volumes (Therms)	Customer Volumes (Therms)	Customer Volumes (Therms)	Customer Volumes (Therms)	Customer Volumes (Therms)	Customer Volumes (Therms)	Customer Volumes (Therms)	Customer Volumes (Therms)	Customer Volumes (Therms)	Customer Volumes (Therms)	Customer Volumes (Therms)	Customer Volumes (Therms)		
3/28/2012	2,853,750	222,180	3,075,930	16,272	712,460	3,769	20,041	47.67	17.33							
3/29/2012	3,165,570	238,040	3,403,610	18,005	715,790	3,787	21,792	45.83	19.17							
3/30/2012	3,158,840	212,830	3,371,670	17,836	749,010	3,962	21,798	44.75	20.25							
3/31/2012	3,356,940	172,200	3,529,140	18,669	674,830	3,570	22,239	42.42	22.58							
4/1/2012	3,174,650	204,910	3,379,560	17,878	647,310	3,424	21,302	43.54	21.46							
4/2/2012	2,112,100	176,180	2,288,280	12,105	702,150	3,714	15,819	51.38	13.62							
4/3/2012	3,124,850	261,760	3,386,610	17,915	734,520	3,886	21,801	45.92	19.08							
4/4/2012	3,076,530	262,780	3,339,310	17,665	744,470	3,938	21,603	42.54	22.46							
4/5/2012	3,109,090	263,460	3,372,550	17,841	748,200	3,958	21,799	42.46	22.54							
4/6/2012	3,010,960	217,670	3,228,630	17,079	685,400	3,626	20,705	43.92	21.08							
4/7/2012	2,377,210	132,270	2,509,480	13,275	563,620	2,982	16,257	48.88	16.12							
4/8/2012	1,691,350	133,110	1,824,460	9,651	551,680	2,918	12,570	59.58	5.42							
4/9/2012	1,474,730	165,500	1,640,230	8,677	635,120	3,360	12,037	55.96	9.04							
4/10/2012	1,453,400	161,210	1,614,610	8,541	630,370	3,335	11,876	54.88	10.12							
4/11/2012	2,190,300	215,230	2,405,530	12,725	631,950	3,343	16,068	49.13	15.87							
4/12/2012	2,304,990	221,700	2,526,690	13,366	645,440	3,414	16,781	48.92	16.08							
4/13/2012	2,172,620	179,690	2,352,310	12,444	621,370	3,287	15,731	48.75	16.25							
4/14/2012	1,885,850	124,780	2,010,630	10,636	551,530	2,918	13,554	48.88	16.12							
4/15/2012	1,699,400	143,260	1,842,660	9,748	527,310	2,789	12,557	52.04	12.96							
4/16/2012	2,067,380	216,990	2,284,370	12,084	622,110	3,291	15,375	50.04	14.96							
4/17/2012	2,677,900	227,780	2,905,680	15,371	710,950	3,761	19,132	45.08	19.92							
4/18/2012	2,167,570	202,700	2,370,270	12,539	641,410	3,393	15,932	48.92	16.08							
4/19/2012	2,256,750	196,290	2,453,040	12,977	650,230	3,440	16,416	48.96	16.04							
4/20/2012	2,185,590	183,300	2,368,890	12,531	616,680	3,262	15,794	49.63	15.37							
4/21/2012	1,537,060	109,330	1,646,390	8,709	513,320	2,715	11,425	53.38	11.62							
4/22/2012	1,181,810	115,150	1,296,960	6,861	460,410	2,436	9,296	59.54	5.46							
4/23/2012	1,073,820	138,580	1,212,400	6,414	585,280	3,096	9,510	59.96	5.04							
4/24/2012	1,522,050	172,140	1,694,190	8,962	596,850	3,157	12,120	53.29	11.71							
4/25/2012	1,617,920	172,050	1,789,970	9,469	590,290	3,123	12,592	54.58	10.42							
4/26/2012	2,131,410	217,450	2,348,860	12,425	650,460	3,441	15,866	48.92	16.08							
4/27/2012	2,049,590	166,770	2,216,360	11,725	620,020	3,280	15,004	48.46	16.54							
4/28/2012	1,441,280	97,000	1,538,280	8,138	513,470	2,716	10,854	53.50	11.50							
4/29/2012	1,566,950	150,390	1,717,340	9,085	537,420	2,843	11,928	54.04	10.96							
4/30/2012	2,139,660	214,290	2,353,950	12,452	622,360	3,292	15,745	49.17	15.83							
5/1/2012	2,401,060	224,580	2,625,640	13,890	635,020	3,359	17,249	47.13	17.87							
5/2/2012	2,048,190	198,910	2,247,100	11,887	630,870	3,337	15,224	49.00	16.00							
5/3/2012	2,411,380	222,340	2,633,720	13,932	665,240	3,519	17,451	48.08	16.92							
5/4/2012	2,437,610	190,280	2,627,890	13,902	644,630	3,410	17,312	47.08	17.92							
5/5/2012	2,191,080	140,710	2,331,790	12,335	555,100	2,936	15,272	48.17	16.83							
5/6/2012	1,727,270	154,950	1,882,220	9,957	528,340	2,795	12,752	52.54	12.46							
5/7/2012	1,233,600	141,500	1,375,100	7,274	640,310	3,387	10,662	59.04	5.96							
5/8/2012	1,291,450	182,410	1,473,860	7,797	645,740	3,416	11,213	55.79	9.21							
5/9/2012	2,029,440	241,410	2,270,850	12,013	700,820	3,707	15,720	48.54	16.46							
5/10/2012	2,034,300	218,700	2,253,000	11,918	721,330	3,816	15,734	48.88	16.12							

Date	Firm		Firm and Interruptible		Firm and Interruptible		Firm and Interruptible		Transportation		Transportation		Transportation		Average Daily Temp. (°F)	HDD65
	Customer Volumes (Therms)	Customer Volumes (Therms)	Customer Volumes (Therms)	Customer Volumes (Therms)	Customer Volumes (Therms)	Customer Volumes (Therms)	Customer Volumes (Therms)	Customer Volumes (Therms)	Customer Emissions (mtCO ₂ e)	Customer Emissions (mtCO ₂ e)	Customer Emissions (mtCO ₂ e)	Customer Emissions (mtCO ₂ e)	Customer Emissions (mtCO ₂ e)	Customer Emissions (mtCO ₂ e)		
5/11/2012	1,587,870	142,790	1,730,660	9,155	622,820	3,295	2,353,480	12,450	53.08	11.92						
5/12/2012	1,162,960	84,550	1,247,510	6,599	478,390	2,531	1,725,900	9,130	60.21	4.79						
5/13/2012	965,720	101,040	1,066,760	5,643	472,050	2,497	1,538,810	8,140	65.25	0.00						
5/14/2012	895,720	123,620	1,019,340	5,392	555,100	2,936	1,574,440	8,329	67.71	0.00						
5/15/2012	929,670	131,290	1,060,960	5,612	564,650	2,987	1,625,610	8,599	61.75	3.25						
5/16/2012	1,011,370	153,210	1,164,580	6,161	600,490	3,177	1,765,070	9,337	58.46	6.54						
5/17/2012	1,232,480	171,520	1,404,000	7,427	568,780	3,009	1,972,780	10,436	52.79	12.21						
5/18/2012	1,499,350	158,610	1,657,960	8,771	583,960	3,089	2,241,920	11,860	51.21	13.79						
5/19/2012	1,172,880	90,980	1,263,860	6,886	426,570	2,257	1,690,430	8,942	56.42	8.58						
5/20/2012	1,229,070	119,390	1,348,460	7,133	424,160	2,244	1,772,620	9,377	56.04	8.96						
5/21/2012	1,388,890	167,070	1,555,960	8,231	618,980	3,274	2,174,940	11,505	56.04	8.96						
5/22/2012	1,747,050	190,060	1,937,110	10,247	632,150	3,344	2,569,260	13,591	51.21	13.79						
5/23/2012	1,819,480	190,250	2,009,730	10,631	633,400	3,351	2,643,130	13,982	51.79	13.21						
5/24/2012	1,504,330	172,450	1,676,780	8,870	571,490	3,023	2,248,270	11,893	53.67	11.33						
5/25/2012	1,147,850	115,350	1,263,200	6,682	468,400	2,478	1,731,600	9,160	58.58	6.42						
5/26/2012	953,830	81,420	1,035,250	5,476	365,820	1,935	1,401,070	7,412	59.67	5.33						
5/27/2012	1,031,910	96,330	1,128,240	5,968	377,220	1,995	1,505,460	7,964	56.63	8.37						
5/28/2012	1,266,040	142,690	1,408,730	7,452	451,630	2,389	1,860,360	9,841	55.04	9.96						
5/29/2012	1,291,050	156,300	1,447,350	7,656	658,520	3,484	2,105,870	11,140	53.92	11.08						
5/30/2012	1,096,710	138,160	1,234,870	6,532	631,110	3,339	1,865,980	9,871	57.92	7.08						
5/31/2012	1,044,710	139,420	1,184,130	6,264	600,870	3,179	1,785,000	9,443	59.00	6.00						
6/1/2012	970,880	119,950	1,090,830	5,770	497,620	2,632	1,588,450	8,403	61.04	3.96						
6/2/2012	1,111,380	117,530	1,228,910	6,501	428,790	2,268	1,657,700	8,769	57.25	7.75						
6/3/2012	1,269,040	153,910	1,422,950	7,527	451,990	2,391	1,874,940	9,918	54.58	10.42						
6/4/2012	1,723,620	207,290	1,930,910	10,215	531,460	2,811	2,462,370	13,026	51.79	13.21						
6/5/2012	1,866,820	204,590	2,071,410	10,958	576,130	3,048	2,647,540	14,005	50.96	14.04						
6/6/2012	1,539,170	174,590	1,713,760	9,066	575,190	3,043	2,288,950	12,109	53.08	11.92						
6/7/2012	1,638,410	184,460	1,822,870	9,643	546,370	2,890	2,369,240	12,533	52.83	12.17						
6/8/2012	1,560,700	151,070	1,711,770	9,055	533,110	2,820	2,244,880	11,875	51.75	13.25						
6/9/2012	1,460,770	101,980	1,562,750	8,267	447,350	2,366	2,010,100	10,633	53.71	11.29						
6/10/2012	1,208,400	122,020	1,330,420	7,038	451,330	2,388	1,781,750	9,425	56.79	8.21						
6/11/2012	957,360	105,650	1,063,010	5,623	562,650	2,976	1,625,660	8,600	62.46	2.54						
6/12/2012	1,035,710	133,980	1,169,690	6,188	543,060	2,873	1,712,750	9,060	59.00	6.00						
6/13/2012	1,345,870	167,820	1,513,690	8,007	572,860	3,030	2,086,550	11,038	55.63	9.37						
6/14/2012	1,416,000	172,560	1,588,560	8,403	610,850	3,231	2,199,410	11,635	54.83	10.17						
6/15/2012	977,990	87,960	1,065,950	5,639	488,050	2,582	1,554,000	8,221	61.42	3.58						
6/16/2012	863,420	67,540	930,960	4,925	411,510	2,177	1,342,470	7,102	64.21	0.79						
6/17/2012	998,980	122,950	1,121,930	5,935	428,470	2,267	1,550,400	8,202	59.71	5.29						
6/18/2012	1,276,390	167,180	1,443,570	7,636	565,820	2,993	2,009,390	10,630	55.38	9.62						
6/19/2012	1,229,520	155,660	1,385,180	7,328	558,460	2,954	1,943,640	10,282	57.29	7.71						
6/20/2012	968,340	114,970	1,083,310	5,731	569,670	3,014	1,652,980	8,744	62.46	2.54						
6/21/2012	881,710	114,390	996,100	5,269	543,610	2,876	1,539,710	8,145	63.63	1.37						
6/22/2012	1,190,280	137,420	1,327,700	7,024	514,040	2,719	1,841,740	9,743	54.96	10.04						
6/23/2012	1,257,700	107,830	1,365,530	7,224	460,100	2,434	1,825,630	9,658	54.88	10.12						

Date	Firm			Firm and Interruptible			Firm and Interruptible			Firm and Interruptible			Firm and Interruptible			Firm and Interruptible			HDD65
	Customer Volumes (Therms)	Interruptible Customer Volumes (Therms)	Interruptible Customer Volumes (Therms)	Customer Volumes (Therms)	Interruptible Customer Emissions (mtCO ₂ e)	Interruptible Customer Emissions (mtCO ₂ e)	Customer Volumes (Therms)	Interruptible Customer Volumes (Therms)	Interruptible Customer Emissions (mtCO ₂ e)	Customer Volumes (Therms)	Interruptible Customer Volumes (Therms)	Interruptible Customer Emissions (mtCO ₂ e)	Customer Volumes (Therms)	Interruptible Customer Volumes (Therms)	Interruptible Customer Emissions (mtCO ₂ e)	Customer Volumes (Therms)	Interruptible Customer Volumes (Therms)	Interruptible Customer Emissions (mtCO ₂ e)	
6/24/2012	1,171,380	123,400	1,294,780	6,849	454,130	2,402	1,748,910	9,252	56.63	8.37									
6/25/2012	1,112,400	142,810	1,255,210	6,640	528,630	2,955	1,813,840	9,595	58.00	7.00									
6/26/2012	1,317,250	166,870	1,484,120	7,851	572,280	2,789	2,011,400	10,640	56.96	8.04									
6/27/2012	1,010,420	117,790	1,128,210	5,968	552,640	2,923	1,680,850	8,892	60.71	4.29									
6/28/2012	870,650	97,780	968,430	5,123	538,860	2,851	1,507,290	7,974	62.67	2.33									
6/29/2012	844,010	86,130	930,140	4,920	518,930	2,745	1,449,070	7,666	63.29	1.71									
6/30/2012	840,850	72,430	913,280	4,831	405,340	2,144	1,318,620	6,975	62.50	2.50									
7/1/2012	970,910	104,080	1,074,990	5,687	429,040	2,270	1,504,030	7,956	59.83	5.17									
7/2/2012	1,027,800	118,830	1,146,630	6,066	511,370	2,705	1,658,000	8,771	57.96	7.04									
7/3/2012	1,120,570	118,660	1,239,230	6,556	495,990	2,624	1,735,220	9,179	57.33	7.67									
7/4/2012	949,020	106,980	1,056,000	5,586	333,720	1,765	1,389,720	7,352	59.38	5.62									
7/5/2012	890,250	112,170	1,002,420	5,303	461,280	2,440	1,463,700	7,743	63.92	1.08									
7/6/2012	818,370	106,050	924,420	4,890	459,730	2,432	1,384,150	7,322	64.75	0.25									
7/7/2012	757,710	82,870	840,580	4,447	401,170	2,122	1,241,750	6,569	67.38	0.00									
7/8/2012	721,140	98,290	819,430	4,335	413,980	2,190	1,233,410	6,525	69.92	0.58									
7/9/2012	782,890	129,930	912,820	4,829	462,450	2,446	1,375,270	7,275	63.42	1.58									
7/10/2012	814,540	134,750	949,290	5,022	492,810	2,607	1,442,100	7,629	61.67	3.33									
7/11/2012	763,000	116,740	879,740	4,654	520,100	2,751	1,399,840	7,405	68.92	0.00									
7/12/2012	763,930	115,000	878,930	4,650	504,690	2,670	1,383,620	7,319	65.08	0.00									
7/13/2012	772,930	105,020	877,950	4,644	470,180	2,487	1,348,130	7,132	63.25	1.75									
7/14/2012	737,680	78,240	815,920	4,316	391,240	2,070	1,207,160	6,386	66.08	0.00									
7/15/2012	807,390	115,530	922,920	4,882	403,160	2,133	1,326,080	7,015	60.29	4.71									
7/16/2012	790,160	110,680	900,840	4,765	485,930	2,571	1,386,770	7,336	66.79	0.00									
7/17/2012	803,930	115,000	918,930	4,861	506,840	2,681	1,425,770	7,542	64.83	0.17									
7/18/2012	810,910	116,540	927,450	4,906	519,930	2,750	1,447,380	7,657	63.08	1.92									
7/19/2012	766,650	110,140	876,790	4,638	498,480	2,637	1,375,270	7,275	67.42	0.00									
7/20/2012	810,120	113,220	923,340	4,884	472,690	2,501	1,396,030	7,385	62.71	2.29									
7/21/2012	745,130	82,950	828,080	4,381	397,110	2,101	1,225,190	6,481	66.17	0.00									
7/22/2012	839,140	128,630	967,770	5,120	399,970	2,116	1,367,740	7,235	59.46	5.54									
7/23/2012	947,220	146,510	1,093,730	5,786	553,440	2,928	1,647,170	8,714	59.21	5.79									
7/24/2012	863,090	126,700	989,790	5,236	541,800	2,866	1,531,590	8,102	63.21	1.79									
7/25/2012	788,340	116,250	904,590	4,785	513,530	2,717	1,418,120	7,502	67.75	0.00									
7/26/2012	774,160	113,880	888,040	4,698	506,780	2,681	1,394,820	7,379	64.63	0.37									
7/27/2012	820,930	107,920	928,850	4,914	466,350	2,467	1,395,200	7,381	60.38	4.62									
7/28/2012	773,960	83,450	857,410	4,536	403,270	2,133	1,260,680	6,669	63.08	1.92									
7/29/2012	752,980	103,750	856,730	4,532	384,200	2,032	1,240,930	6,565	65.13	0.00									
7/30/2012	839,420	123,740	963,160	5,095	510,120	2,699	1,473,280	7,794	61.29	3.71									
7/31/2012	848,850	118,670	967,520	5,118	514,850	2,724	1,482,370	7,842	63.79	1.21									
8/1/2012	888,970	114,780	1,003,750	5,310	508,390	2,689	1,512,140	7,999	63.17	1.83									
8/2/2012	880,160	125,240	1,005,400	5,319	532,120	2,815	1,537,520	8,133	62.88	2.12									
8/3/2012	820,100	96,830	916,930	4,851	488,710	2,427	1,375,640	7,277	69.46	0.00									
8/4/2012	717,240	77,170	794,410	4,202	350,700	2,014	1,175,110	6,216	77.29	0.00									
8/5/2012	667,550	90,580	758,130	4,011	346,460	1,833	1,104,590	5,843	78.17	0.00									
8/6/2012	775,020	110,540	885,560	4,685	489,440	2,589	1,375,000	7,274	68.92	0.00									

Date	Firm		Interruptible		Firm and Interruptible		Transportation		Transportation		Total Customer		Average Daily Temp. (°F)	HDD65
	Customer Volumes (Therms)	Customer Volumes (Therms)	Customer Volumes (Therms)	Customer Volumes (Therms)	Customer Emissions (mtCO ₂ e)	Customer Emissions (mtCO ₂ e)	Customer Volumes (Therms)	Customer Emissions (mtCO ₂ e)	Customer Volumes (Therms)	Customer Emissions (mtCO ₂ e)	Customer Volumes (Therms)	Customer Emissions (mtCO ₂ e)		
8/7/2012	818,250	115,530	933,780	4,940	528,040	2,793	1,461,820	7,733	63.29	1.71				
8/8/2012	785,300	117,720	903,020	4,777	581,440	3,076	1,484,460	7,853	65.46	0.00				
8/9/2012	776,600	122,120	898,720	4,754	581,000	3,073	1,479,720	7,828	66.33	0.00				
8/10/2012	751,970	104,080	856,050	4,529	519,100	2,746	1,375,150	7,275	66.92	0.00				
8/11/2012	709,700	80,100	789,800	4,178	435,900	2,306	1,225,700	6,484	69.88	0.00				
8/12/2012	681,860	96,550	778,410	4,118	411,690	2,178	1,190,100	6,296	73.58	0.00				
8/13/2012	729,430	110,770	840,200	4,445	544,850	2,882	1,385,050	7,327	72.08	0.00				
8/14/2012	738,020	110,860	848,880	4,491	576,550	3,050	1,425,430	7,541	69.29	0.00				
8/15/2012	724,950	109,440	834,390	4,414	567,500	3,002	1,401,890	7,416	74.17	0.00				
8/16/2012	666,420	109,390	775,810	4,104	532,510	2,817	1,308,320	6,921	79.33	0.00				
8/17/2012	666,130	95,890	762,020	4,031	486,040	2,571	1,248,060	6,602	74.75	0.00				
8/18/2012	718,510	69,110	787,620	4,167	454,280	2,403	1,241,900	6,570	63.25	1.75				
8/19/2012	735,900	82,080	817,980	4,327	432,140	2,286	1,250,120	6,613	64.71	0.29				
8/20/2012	763,370	101,930	865,300	4,577	548,600	2,902	1,413,900	7,480	66.71	0.00				
8/21/2012	802,700	104,440	907,140	4,799	579,730	3,067	1,486,870	7,866	63.63	1.37				
8/22/2012	803,160	122,700	925,860	4,898	561,930	2,973	1,487,790	7,870	63.29	1.71				
8/23/2012	854,970	145,080	1,000,050	5,290	605,000	3,200	1,605,050	8,491	62.00	3.00				
8/24/2012	864,500	124,240	988,740	5,230	563,720	2,982	1,552,460	8,213	60.71	4.29				
8/25/2012	781,700	86,350	868,050	4,592	470,350	2,488	1,338,400	7,080	65.13	0.00				
8/26/2012	751,900	105,730	857,630	4,537	458,960	2,428	1,316,590	6,965	61.50	3.50				
8/27/2012	765,640	123,770	889,410	4,705	576,900	3,052	1,466,310	7,757	64.75	0.25				
8/28/2012	785,820	121,540	907,360	4,800	578,560	3,061	1,485,920	7,861	62.88	2.12				
8/29/2012	804,400	116,570	920,970	4,872	589,410	3,118	1,510,380	7,990	63.29	1.71				
8/30/2012	815,220	126,970	942,190	4,984	567,340	3,001	1,509,530	7,985	62.42	2.58				
8/31/2012	837,710	112,550	950,260	5,027	500,110	2,646	1,450,370	7,672	61.92	3.08				
9/1/2012	840,950	90,540	931,490	4,928	445,640	2,357	1,377,130	7,285	59.92	5.08				
9/2/2012	824,660	86,850	911,510	4,822	394,920	2,089	1,306,430	6,911	60.29	4.71				
9/3/2012	831,250	125,860	957,110	5,063	424,220	2,244	1,381,330	7,307	62.71	2.29				
9/4/2012	829,440	118,990	948,430	5,017	581,050	3,074	1,529,480	8,091	64.75	0.25				
9/5/2012	816,440	106,720	923,160	4,884	586,520	3,103	1,509,680	7,986	65.67	0.00				
9/6/2012	794,480	106,980	901,460	4,769	566,120	2,995	1,467,580	7,763	68.92	0.00				
9/7/2012	744,080	89,300	833,380	4,409	522,580	2,764	1,355,960	7,173	73.17	0.00				
9/8/2012	736,200	67,860	804,060	4,253	440,530	2,330	1,244,590	6,584	65.71	0.00				
9/9/2012	813,900	104,910	918,810	4,861	443,950	2,348	1,362,760	7,209	60.75	4.25				
9/10/2012	937,100	157,910	1,095,010	5,793	603,060	3,190	1,698,070	8,983	58.54	6.46				
9/11/2012	1,060,320	160,740	1,221,060	6,459	630,240	3,334	1,851,300	9,793	57.71	7.29				
9/12/2012	1,071,610	143,880	1,215,490	6,430	664,110	3,513	1,879,600	9,943	59.33	5.67				
9/13/2012	908,530	128,470	1,037,000	5,486	660,310	3,493	1,697,310	8,979	65.92	0.00				
9/14/2012	816,460	109,020	925,480	4,896	596,780	3,157	1,522,260	8,053	65.38	0.00				
9/15/2012	848,850	91,910	940,760	4,977	526,810	2,787	1,467,570	7,763	61.21	3.79				
9/16/2012	871,420	112,880	984,300	5,207	494,220	2,614	1,478,520	7,821	63.21	1.79				
9/17/2012	835,380	122,560	957,940	5,068	604,160	3,196	1,562,100	8,264	66.67	0.00				
9/18/2012	813,370	119,630	933,000	4,936	525,670	2,781	1,458,670	7,716	66.29	0.00				
9/19/2012	863,300	136,380	999,680	5,288	524,380	2,774	1,524,060	8,062	60.13	4.87				

Date	Firm			Firm and Interruptible			Firm and Interruptible			Firm and Interruptible			Firm and Interruptible			Firm and Interruptible			Average Daily Temp. (°F)	HDD65
	Customer Volumes (Therms)	Interruptible Customer Volumes (Therms)	Interruptible Customer Volumes (Therms)	Customer Volumes (Therms)	Interruptible Customer Emissions (mtCO ₂ e)	Interruptible Customer Emissions (mtCO ₂ e)	Customer Volumes (Therms)	Interruptible Customer Volumes (Therms)	Interruptible Customer Emissions (mtCO ₂ e)	Customer Volumes (Therms)	Interruptible Customer Volumes (Therms)	Interruptible Customer Emissions (mtCO ₂ e)	Customer Volumes (Therms)	Interruptible Customer Volumes (Therms)	Interruptible Customer Emissions (mtCO ₂ e)	Customer Volumes (Therms)	Interruptible Customer Volumes (Therms)	Interruptible Customer Emissions (mtCO ₂ e)		
9/20/2012	882,220	146,890	1,029,110	5,444	555,970	2,941	1,585,080	8,385	56.63	8.37										
9/21/2012	968,080	112,480	1,080,560	5,716	528,900	2,798	1,609,460	8,514	58.04	6.96										
9/22/2012	1,005,190	96,260	1,101,450	5,827	461,990	2,444	1,563,440	8,271	59.29	5.71										
9/23/2012	1,050,120	128,700	1,178,820	6,236	495,170	2,619	1,673,990	8,855	58.88	6.12										
9/24/2012	987,520	126,280	1,113,800	5,892	593,110	3,138	1,706,910	9,030	60.13	4.87										
9/25/2012	1,044,630	158,290	1,202,920	6,363	599,150	3,170	1,802,070	9,533	59.38	5.62										
9/26/2012	1,173,420	164,840	1,338,260	7,079	610,920	3,232	1,949,180	10,311	57.13	7.87										
9/27/2012	1,038,590	136,330	1,174,920	6,215	624,530	3,304	1,799,450	9,519	60.21	4.79										
9/28/2012	858,200	111,340	969,540	5,129	560,610	2,966	1,530,150	8,094	62.96	2.04										
9/29/2012	985,560	102,950	1,088,510	5,758	505,430	2,674	1,593,940	8,432	60.67	4.33										
9/30/2012	1,157,280	139,770	1,297,050	6,861	517,780	2,739	1,814,830	9,600	58.25	6.75										
10/1/2012	1,028,720	137,210	1,165,930	6,168	591,410	3,129	1,757,340	9,296	61.42	3.58										
10/2/2012	1,280,190	178,120	1,458,310	7,714	626,330	3,313	2,084,640	11,028	56.63	8.37										
10/3/2012	1,602,120	190,970	1,793,090	9,485	619,310	3,276	2,412,400	12,762	55.13	9.87										
10/4/2012	1,636,610	186,890	1,823,500	9,646	656,050	3,471	2,479,550	13,117	56.04	8.96										
10/5/2012	1,506,740	150,160	1,656,900	8,765	605,260	3,202	2,262,160	11,967	57.88	7.12										
10/6/2012	1,384,950	115,710	1,500,660	7,938	544,280	2,879	2,044,940	10,818	60.75	4.25										
10/7/2012	1,301,870	156,370	1,458,240	7,714	541,530	2,865	1,999,770	10,579	59.63	5.37										
10/8/2012	1,276,540	173,480	1,450,020	7,671	644,790	3,411	2,094,810	11,082	56.71	8.29										
10/9/2012	1,562,980	212,620	1,775,600	9,393	641,830	3,395	2,417,430	12,788	52.50	12.50										
10/10/2012	1,883,080	188,420	2,071,500	10,958	678,400	3,589	2,749,900	14,547	50.29	14.71										
10/11/2012	1,789,230	188,370	1,977,600	10,462	654,210	3,461	2,631,810	13,922	51.21	13.79										
10/12/2012	1,742,430	138,770	1,881,200	9,952	556,410	2,943	2,437,610	12,895	52.46	12.54										
10/13/2012	1,357,270	84,370	1,441,640	7,626	431,030	2,280	1,872,670	9,906	57.29	7.71										
10/14/2012	1,255,580	108,940	1,364,520	7,218	479,480	2,536	1,844,000	9,755	59.67	5.33										
10/15/2012	1,370,330	152,160	1,522,490	8,054	617,830	3,268	2,140,320	11,322	58.13	6.87										
10/16/2012	1,785,450	199,660	1,985,110	10,501	661,210	3,498	2,646,320	13,999	53.92	11.08										
10/17/2012	2,040,730	205,390	2,246,120	11,882	659,290	3,488	2,905,410	15,370	50.46	14.54										
10/18/2012	1,736,290	159,220	1,895,510	10,027	636,320	3,366	2,531,830	13,393	53.21	11.79										
10/19/2012	1,866,270	157,480	2,023,750	10,706	657,660	3,479	2,681,410	14,185	54.92	10.08										
10/20/2012	2,770,230	162,590	2,932,820	15,515	571,810	3,025	3,504,630	18,539	46.50	18.50										
10/21/2012	2,866,790	221,720	3,088,510	16,338	584,870	3,094	3,673,380	19,432	45.00	20.00										
10/22/2012	3,439,220	268,840	3,708,060	19,616	718,790	3,802	4,426,850	23,418	42.08	22.92										
10/23/2012	2,948,040	236,080	3,184,120	16,844	691,290	3,657	3,875,410	20,501	46.38	18.62										
10/24/2012	2,821,800	236,910	3,058,710	16,181	655,800	3,469	3,714,510	19,650	46.50	18.50										
10/25/2012	2,696,790	230,880	2,927,670	15,487	623,290	3,297	3,550,960	18,785	47.21	17.79										
10/26/2012	2,701,940	185,020	2,886,960	15,272	581,270	3,075	3,468,230	18,347	47.71	17.29										
10/27/2012	2,224,320	118,680	2,343,000	12,394	522,940	2,766	2,865,940	15,161	51.50	13.50										
10/28/2012	1,748,760	133,680	1,882,440	9,958	515,910	2,729	2,398,350	12,687	54.38	10.62										
10/29/2012	1,625,880	152,420	1,778,300	9,407	593,810	3,141	2,372,110	12,548	56.33	8.67										
10/30/2012	1,678,100	148,940	1,827,040	9,665	613,310	3,244	2,440,350	12,909	56.58	8.42										
10/31/2012	1,714,900	163,940	1,878,840	9,939	611,850	3,237	2,490,690	13,176	56.88	8.12										
11/1/2012	1,858,600	173,140	2,031,740	10,748	608,100	3,217	2,639,840	13,965	54.29	10.71										
11/2/2012	1,824,780	148,180	1,972,960	10,437	592,200	3,133	2,565,160	13,570	54.42	10.58										

Date	Firm		Firm and Interruptible		Firm and Interruptible		Firm and Interruptible		Transportation		Transportation		Transportation		Average Daily Temp. (°F)	HDD65
	Customer Volumes (Therms)	Customer Volumes (Therms)	Customer Volumes (Therms)	Customer Volumes (Therms)	Customer Volumes (Therms)	Customer Volumes (Therms)	Customer Volumes (Therms)	Customer Volumes (Therms)	Customer Volumes (Therms)	Customer Volumes (Therms)	Customer Volumes (Therms)	Customer Volumes (Therms)	Customer Volumes (Therms)	Customer Volumes (Therms)		
11/3/2012	1,757,500	104,880	1,862,380	9,852	542,090	2,868	2,404,470	12,720	55.33	9.67						
11/4/2012	1,500,930	120,600	1,621,530	8,578	526,540	2,785	2,148,070	11,363	58.96	6.04						
11/5/2012	2,041,400	208,450	2,249,850	11,902	688,910	3,644	2,938,760	15,546	53.17	11.83						
11/6/2012	2,367,480	202,200	2,569,680	13,594	681,940	3,607	3,251,620	17,201	49.92	15.08						
11/7/2012	2,955,710	255,820	3,211,530	16,989	694,820	3,676	3,906,350	20,665	47.79	17.21						
11/8/2012	3,668,510	284,260	3,952,770	20,910	727,840	3,850	4,680,610	24,760	42.08	22.92						
11/9/2012	4,003,260	259,460	4,262,720	22,550	710,790	3,760	4,973,510	26,310	40.17	24.83						
11/10/2012	4,272,670	208,240	4,480,910	23,704	645,300	3,414	5,126,210	27,118	37.58	27.42						
11/11/2012	3,640,790	215,410	3,856,200	20,399	605,920	3,205	4,462,120	23,605	40.96	24.04						
11/12/2012	2,780,130	217,040	2,997,170	15,855	670,160	3,545	3,667,330	19,400	48.33	16.67						
11/13/2012	2,583,460	213,790	2,797,250	14,797	642,620	3,399	3,439,870	18,197	48.79	16.21						
11/14/2012	2,979,010	251,160	3,230,170	17,088	727,870	3,850	3,958,040	20,938	47.25	17.75						
11/15/2012	3,505,170	274,520	3,779,690	19,995	774,400	4,097	4,554,090	24,091	42.25	22.75						
11/16/2012	3,272,180	209,660	3,481,840	18,419	704,130	3,725	4,185,970	22,144	43.00	22.00						
11/17/2012	3,076,500	151,120	3,227,620	17,074	546,390	2,890	3,774,010	19,965	47.17	17.83						
11/18/2012	3,102,860	187,390	3,290,250	17,405	557,940	2,952	3,848,190	20,357	46.75	18.25						
11/19/2012	2,747,030	213,540	2,960,570	15,661	613,020	3,243	3,573,590	18,904	51.00	14.00						
11/20/2012	3,082,500	242,220	3,324,720	17,588	652,680	3,453	3,977,400	21,040	47.79	17.21						
11/21/2012	3,616,680	241,600	3,858,280	20,410	670,250	3,546	4,528,530	23,956	43.50	21.50						
11/22/2012	3,269,480	162,330	3,431,810	18,154	488,860	2,586	3,920,670	20,740	42.67	22.33						
11/23/2012	2,875,930	194,430	3,070,360	16,242	482,980	2,555	3,553,340	18,797	46.21	18.79						
11/24/2012	3,206,340	173,770	3,380,110	17,881	492,170	2,604	3,872,280	20,484	44.42	20.58						
11/25/2012	3,991,690	257,220	4,248,910	22,477	571,580	3,024	4,820,490	25,500	40.21	24.79						
11/26/2012	4,209,450	312,000	4,521,450	23,918	659,800	3,490	5,181,250	27,409	40.58	24.42						
11/27/2012	3,836,280	284,180	4,120,460	21,797	649,540	3,436	4,770,000	25,233	41.54	23.46						
11/28/2012	3,577,010	252,580	3,829,590	20,259	650,440	3,441	4,480,030	23,699	43.54	21.46						
11/29/2012	2,840,340	209,850	3,050,190	16,136	573,650	3,035	3,623,840	19,170	50.42	14.58						
11/30/2012	2,568,400	177,110	2,745,510	14,524	538,930	2,851	3,284,440	17,375	50.42	14.58						
12/1/2012	2,780,310	150,030	2,930,340	15,501	465,950	2,465	3,396,290	17,966	49.67	15.33						
12/2/2012	3,230,920	204,720	3,435,640	18,175	524,160	2,773	3,959,800	20,947	46.08	18.92						
12/3/2012	3,098,500	235,140	3,333,640	17,635	605,580	3,204	3,939,220	20,838	47.00	18.00						
12/4/2012	3,045,850	228,060	3,273,910	17,319	641,470	3,393	3,915,380	20,712	48.63	16.37						
12/5/2012	3,563,620	261,870	3,825,490	20,237	664,290	3,514	4,489,780	23,751	43.79	21.21						
12/6/2012	3,726,400	257,350	3,983,750	21,074	713,320	3,773	4,697,070	24,848	43.38	21.62						
12/7/2012	3,881,760	231,430	4,113,190	21,759	656,020	3,470	4,769,210	25,229	42.83	22.17						
12/8/2012	4,010,360	193,370	4,203,730	22,238	606,620	3,209	4,810,350	25,447	40.13	24.87						
12/9/2012	3,829,340	227,470	4,056,810	21,461	606,390	3,208	4,663,200	24,668	40.63	24.37						
12/10/2012	3,613,180	264,850	3,878,030	20,515	696,010	3,682	4,574,040	24,197	43.33	21.67						
12/11/2012	3,681,150	262,260	3,943,410	20,861	699,490	3,700	4,642,900	24,561	43.42	21.58						
12/12/2012	3,781,910	277,670	4,059,580	21,475	740,600	3,918	4,800,180	25,393	42.17	22.83						
12/13/2012	3,858,940	282,190	4,141,130	21,907	739,740	3,913	4,880,870	25,820	40.75	24.25						
12/14/2012	4,268,060	259,890	4,527,950	23,953	707,100	3,741	5,235,050	27,693	39.04	25.96						
12/15/2012	4,536,460	201,940	4,738,400	25,066	637,980	3,375	5,376,380	28,441	37.25	27.75						
12/16/2012	4,153,070	228,390	4,381,460	23,178	631,450	3,340	5,012,910	26,518	39.79	25.21						

Date	Firm		Firm and Interruptible		Firm and Interruptible		Firm and Interruptible		Transportation		Transportation		Total Customer		Average Daily Temp. (°F)	HDD65
	Customer Volumes (Therms)	Customer Volumes (Therms)	Customer Volumes (Therms)	Customer Volumes (Therms)	Customer Emissions (mtCO ₂ e)	Customer Emissions (mtCO ₂ e)	Customer Volumes (Therms)	Customer Emissions (mtCO ₂ e)	Customer Volumes (Therms)	Customer Emissions (mtCO ₂ e)	Customer Volumes (Therms)	Customer Emissions (mtCO ₂ e)	Customer Volumes (Therms)	Customer Emissions (mtCO ₂ e)		
12/17/2012	4,543,210	313,930	4,857,140	25,694	764,460	4,044	5,621,600	29,738	40.92	24.08						
12/18/2012	4,911,870	322,830	5,234,700	27,692	791,300	4,186	6,026,000	31,878	35.71	29.29						
12/19/2012	4,371,690	283,830	4,655,520	24,628	752,120	3,979	5,407,640	28,606	40.83	24.17						
12/20/2012	4,538,090	316,410	4,854,500	25,680	670,680	3,548	5,525,180	29,228	40.50	24.50						
12/21/2012	4,281,770	253,730	4,535,500	23,993	644,120	3,407	5,179,620	27,400	39.04	25.96						
12/22/2012	3,798,520	179,050	3,977,570	21,041	526,780	2,787	4,504,350	23,828	42.79	22.21						
12/23/2012	3,784,310	241,110	4,025,420	21,294	502,360	2,657	4,527,780	23,952	41.13	23.87						
12/24/2012	3,873,340	262,260	4,135,600	21,877	423,570	2,241	4,559,170	24,118	39.83	25.17						
12/25/2012	3,986,910	239,560	4,226,470	22,358	411,600	2,177	4,638,070	24,535	39.79	25.21						
12/26/2012	3,899,070	273,440	4,172,510	22,073	543,640	2,876	4,716,150	24,948	41.42	23.58						
12/27/2012	3,899,400	275,100	4,174,500	22,083	566,050	2,994	4,740,550	25,078	41.71	23.29						
12/28/2012	3,807,510	238,500	4,046,010	21,403	556,430	2,944	4,602,440	24,347	41.83	23.17						
12/29/2012	4,155,900	203,050	4,358,950	23,059	557,980	2,952	4,916,930	26,011	39.17	25.83						
12/30/2012	4,611,020	286,340	4,897,360	25,907	540,510	2,859	5,437,870	28,766	35.79	29.21						
12/31/2012	5,116,300	300,150	5,416,450	28,653	509,910	2,697	5,926,360	31,350	34.13	30.87						
TOTAL	841,127,800	66,875,520	908,003,320	4,803,338	217,958,170	1,152,999	1,125,961,490	5,956,336	N/A	N/A						

Calendar Year 2013

Date	Firm		Firm and Interruptible		Firm and Interruptible		Firm and Interruptible		Transportation		Transportation		Transportation		Average Daily Temp. (°F)	HDD65
	Customer Volumes (Therms)	Customer Volumes (Therms)	Customer Volumes (Therms)	Customer Volumes (Therms)	Customer Volumes (Therms)	Customer Volumes (Therms)	Customer Volumes (Therms)	Customer Volumes (Therms)	Customer Volumes (Therms)	Customer Volumes (Therms)	Customer Volumes (Therms)	Customer Volumes (Therms)	Customer Volumes (Therms)	Customer Volumes (Therms)		
1/1/2013	5,153,910	273,720	5,427,630	28,712	492,320	2,604	5,919,950	31,317	34.38	30.62						
1/2/2013	5,293,880	354,260	5,648,140	29,879	650,330	3,440	6,298,470	33,319	36.96	28.04						
1/3/2013	4,834,040	315,110	5,149,150	27,239	660,100	3,492	5,809,250	30,731	36.46	28.54						
1/4/2013	3,687,900	219,890	3,907,790	20,672	620,140	3,281	4,527,930	23,953	43.54	21.46						
1/5/2013	3,957,220	181,890	4,139,110	21,896	564,950	2,989	4,704,060	24,884	42.04	22.96						
1/6/2013	3,869,460	223,110	4,092,570	21,650	564,630	2,987	4,657,200	24,637	41.79	23.21						
1/7/2013	3,479,240	235,900	3,715,140	19,653	610,410	3,229	4,325,550	22,882	46.21	18.79						
1/8/2013	3,350,550	238,360	3,588,910	18,985	624,610	3,304	4,213,520	22,290	47.17	17.83						
1/9/2013	4,473,550	317,990	4,791,540	25,347	733,120	3,667	5,484,660	29,014	40.46	24.54						
1/10/2013	5,125,990	347,850	5,473,840	28,957	793,130	3,878	6,206,970	32,835	35.88	29.12						
1/11/2013	5,733,440	327,380	6,060,820	32,062	715,530	3,785	6,776,350	35,847	31.33	33.67						
1/12/2013	5,951,110	260,400	6,211,510	32,859	647,080	3,423	6,858,590	36,282	30.38	34.62						
1/13/2013	5,865,070	321,200	6,186,270	32,725	631,510	3,341	6,817,780	36,066	29.50	35.50						
1/14/2013	5,445,140	358,700	5,803,840	30,702	743,410	3,933	6,547,250	34,635	32.96	32.04						
1/15/2013	5,093,140	344,460	5,437,600	28,765	708,470	3,748	6,146,070	32,513	36.92	28.08						
1/16/2013	5,402,630	360,840	5,763,470	30,489	721,700	3,818	6,485,170	34,307	33.63	31.37						
1/17/2013	5,355,150	359,490	5,714,640	30,230	715,070	3,783	6,429,710	34,013	32.33	32.67						
1/18/2013	5,180,870	299,240	5,480,110	28,990	687,010	3,634	6,167,120	32,624	33.79	31.21						
1/19/2013	5,245,460	236,920	5,482,380	29,002	621,570	3,288	6,103,950	32,290	32.42	32.58						
1/20/2013	5,063,130	294,190	5,357,320	28,340	612,370	3,239	5,969,690	31,580	33.83	31.17						
1/21/2013	5,408,980	371,880	5,780,860	30,581	783,100	4,037	6,543,960	34,618	33.04	31.96						
1/22/2013	5,078,230	330,320	5,408,550	28,611	742,900	3,930	6,151,450	32,541	33.83	31.17						
1/23/2013	4,410,350	292,440	4,702,790	24,878	678,060	3,587	5,380,850	28,465	41.25	23.75						
1/24/2013	4,001,240	274,730	4,275,970	22,620	678,980	3,592	4,954,950	26,212	40.75	24.25						
1/25/2013	3,451,330	213,890	3,665,220	19,389	628,640	3,326	4,293,860	22,715	45.25	19.75						
1/26/2013	3,886,180	186,380	4,072,560	21,544	580,010	3,068	4,652,570	24,612	42.33	22.67						
1/27/2013	4,240,830	249,290	4,490,120	23,753	625,620	3,310	5,115,740	27,062	40.21	24.79						
1/28/2013	4,207,090	285,190	4,492,280	23,764	644,630	3,410	5,136,910	27,174	40.79	24.21						
1/29/2013	3,624,280	246,600	3,870,880	20,477	622,420	3,293	4,493,300	23,770	44.71	20.29						
1/30/2013	3,215,890	234,430	3,450,320	18,252	648,800	3,432	4,099,120	21,684	46.54	18.46						
1/31/2013	3,166,230	237,630	3,403,860	18,006	611,010	3,232	4,014,870	21,239	46.83	18.17						
2/1/2013	3,184,050	218,920	3,402,970	18,002	634,040	3,354	4,037,010	21,356	46.38	18.62						
2/2/2013	3,949,200	198,490	4,147,690	21,941	585,620	3,098	4,733,310	25,039	40.50	24.50						
2/3/2013	3,578,550	210,590	3,789,140	20,045	502,010	2,656	4,291,150	22,700	43.58	21.42						
2/4/2013	3,198,890	243,660	3,442,550	18,211	641,240	3,392	4,083,790	21,603	46.88	18.12						
2/5/2013	3,416,100	249,610	3,665,710	19,392	619,650	3,278	4,285,360	22,670	46.29	18.71						
2/6/2013	3,522,240	255,280	3,777,520	19,983	650,660	3,442	4,428,180	23,425	45.96	19.04						
2/7/2013	3,819,810	286,930	4,106,740	21,725	665,220	3,519	4,771,960	25,244	43.88	21.12						
2/8/2013	4,035,050	246,970	4,282,020	22,652	635,200	3,360	4,917,220	26,012	41.46	23.54						
2/9/2013	3,735,660	181,660	3,917,320	20,723	535,030	2,830	4,452,350	23,553	42.67	22.33						
2/10/2013	3,714,910	237,490	3,952,400	20,908	544,990	2,883	4,497,390	23,791	42.25	22.75						
2/11/2013	3,575,780	261,820	3,837,600	20,301	615,270	3,255	4,452,870	23,556	44.00	21.00						
2/12/2013	3,268,780	232,460	3,501,240	18,522	566,960	2,999	4,068,200	21,521	47.38	17.62						
2/13/2013	3,395,490	256,990	3,652,480	19,322	624,960	3,306	4,277,440	22,628	46.46	18.54						

Date	Firm		Firm and Interruptible		Firm and Interruptible		Firm and Interruptible		Transportation		Transportation		Transportation		Average Daily Temp. (°F)	HDD65
	Customer Volumes (Therms)	Customer Volumes (Therms)	Customer Volumes (Therms)	Customer Volumes (Therms)	Customer Volumes (Therms)	Customer Volumes (Therms)	Customer Volumes (Therms)	Customer Volumes (Therms)	Customer Emissions (mtCO ₂ e)	Customer Emissions (mtCO ₂ e)	Customer Emissions (mtCO ₂ e)	Customer Emissions (mtCO ₂ e)	Customer Emissions (mtCO ₂ e)	Customer Emissions (mtCO ₂ e)		
2/14/2013	3,285,430	251,070	3,536,500	18,708	610,930	3,232	4,147,430	21,940	46.17	18.83						
2/15/2013	3,006,490	208,960	3,215,450	17,010	601,710	3,183	3,817,160	20,193	46.33	18.67						
2/16/2013	3,361,510	173,590	3,535,100	18,701	529,270	2,800	4,064,370	21,501	46.00	19.00						
2/17/2013	3,691,240	241,630	3,932,870	20,805	528,960	2,798	4,461,830	23,603	43.13	21.87						
2/18/2013	3,787,270	283,680	4,070,950	21,535	591,560	3,129	4,662,510	24,665	42.58	22.42						
2/19/2013	3,637,120	277,580	3,914,700	20,709	639,700	3,384	4,554,400	24,093	43.21	21.79						
2/20/2013	4,071,860	285,560	4,357,420	23,051	656,830	3,475	5,014,250	26,525	40.33	24.67						
2/21/2013	4,060,420	269,850	4,330,270	22,907	632,020	3,343	4,962,290	26,251	42.42	22.58						
2/22/2013	4,193,130	237,720	4,430,850	23,439	632,780	3,347	5,063,630	26,787	42.79	22.21						
2/23/2013	3,700,090	173,340	3,873,430	20,490	569,180	3,011	4,442,610	23,501	43.08	21.92						
2/24/2013	3,663,390	215,960	3,879,350	20,522	560,170	2,963	4,439,520	23,485	45.04	19.96						
2/25/2013	3,869,100	283,710	4,152,810	21,968	726,730	3,844	4,879,540	25,813	43.71	21.29						
2/26/2013	3,728,360	264,320	3,992,680	21,121	687,330	3,636	4,680,010	24,757	43.75	21.25						
2/27/2013	3,326,760	249,780	3,576,540	18,920	658,540	3,484	4,235,080	22,404	44.88	20.12						
2/28/2013	2,995,460	209,600	3,205,060	16,955	598,170	3,164	3,803,230	20,119	48.33	16.67						
3/1/2013	2,253,150	153,440	2,406,590	12,731	567,730	3,003	2,974,320	15,734	54.33	10.67						
3/2/2013	2,939,110	170,790	3,109,900	16,451	547,100	2,894	3,657,000	19,346	50.46	14.54						
3/3/2013	3,704,570	265,890	3,970,460	21,004	575,030	3,042	4,545,490	24,046	42.79	22.21						
3/4/2013	3,577,370	277,170	3,854,540	20,391	724,380	3,832	4,578,920	24,222	44.38	20.62						
3/5/2013	3,464,070	257,690	3,721,760	19,688	741,030	3,920	4,462,790	23,608	45.92	19.08						
3/6/2013	3,774,820	273,730	4,048,550	21,417	768,190	4,064	4,816,740	25,481	42.79	22.21						
3/7/2013	3,388,690	263,440	3,652,130	19,320	721,480	3,817	4,373,610	23,136	46.29	18.71						
3/8/2013	3,387,910	237,880	3,625,790	19,180	703,010	3,719	4,328,800	22,899	44.04	20.96						
3/9/2013	3,074,910	168,150	3,243,060	17,156	571,730	3,024	3,814,790	20,180	44.88	20.12						
3/10/2013	3,404,730	217,570	3,622,300	19,162	617,050	3,264	4,239,350	22,426	43.10	21.90						
3/11/2013	2,903,620	223,820	3,127,440	16,544	651,310	3,445	3,778,750	19,990	46.83	18.17						
3/12/2013	2,582,190	191,630	2,773,820	14,674	649,260	3,435	3,423,080	18,108	52.21	12.79						
3/13/2013	2,482,340	202,310	2,684,650	14,202	691,540	3,658	3,376,190	17,860	51.33	13.67						
3/14/2013	2,551,860	206,680	2,758,540	14,593	666,680	3,527	3,425,220	18,119	50.21	14.79						
3/15/2013	2,162,350	165,140	2,327,490	12,312	655,550	3,468	2,983,040	15,780	51.71	13.29						
3/16/2013	3,243,710	180,230	3,423,940	18,113	619,670	3,278	4,043,610	21,391	46.58	18.42						
3/17/2013	3,676,790	235,890	3,912,680	20,698	611,160	3,233	4,523,840	23,931	42.54	22.46						
3/18/2013	3,491,900	280,000	3,771,900	19,953	699,510	3,700	4,471,410	23,654	44.79	20.21						
3/19/2013	3,410,330	249,460	3,659,790	19,360	720,170	3,810	4,379,960	23,170	43.92	21.08						
3/20/2013	3,417,480	257,050	3,674,530	19,438	720,630	3,812	4,395,160	23,250	46.58	18.42						
3/21/2013	4,006,600	301,920	4,308,520	22,792	760,110	4,021	5,068,630	26,813	40.71	24.29						
3/22/2013	3,923,990	260,110	4,184,100	22,134	742,540	3,928	4,926,640	26,062	40.00	25.00						
3/23/2013	3,667,660	193,520	3,861,180	20,426	652,460	3,452	4,513,640	23,877	41.54	23.46						
3/24/2013	3,460,530	228,370	3,688,900	19,514	647,720	3,426	4,336,620	22,941	44.71	20.29						
3/25/2013	2,506,110	214,420	2,720,530	14,392	680,330	3,599	3,400,860	17,991	51.29	13.71						
3/26/2013	2,093,950	191,670	2,285,620	12,091	647,570	3,426	2,933,190	15,517	52.54	12.46						
3/27/2013	2,355,260	210,990	2,566,250	13,575	639,900	3,385	3,206,150	16,961	50.67	14.33						
3/28/2013	2,071,930	193,790	2,265,720	11,986	639,470	3,383	2,905,190	15,368	52.58	12.42						

Date	Firm		Firm and Interruptible		Firm and Interruptible		Firm and Interruptible		Transportation		Transportation		Transportation		Average Daily Temp. (°F)	HDD65
	Customer Volumes (Therms)	Customer Volumes (Therms)	Customer Volumes (Therms)	Customer Volumes (Therms)	Customer Volumes (Therms)	Customer Volumes (Therms)	Customer Volumes (Therms)	Customer Volumes (Therms)	Customer Emissions (mtCO ₂ e)	Customer Emissions (mtCO ₂ e)	Customer Emissions (mtCO ₂ e)	Customer Emissions (mtCO ₂ e)	Customer Emissions (mtCO ₂ e)	Customer Emissions (mtCO ₂ e)		
3/29/2013	1,802,590	157,310	1,959,900	10,368	636,420	3,367	2,596,320	13,735	54.04	10.96						
3/30/2013	1,752,810	121,860	1,874,670	9,917	820,320	2,752	2,394,990	12,669	55.04	9.96						
3/31/2013	1,524,840	143,640	1,668,480	8,826	449,880	2,380	2,118,360	11,206	57.00	8.00						
4/1/2013	1,720,770	183,600	1,904,370	10,074	558,280	2,953	2,462,650	13,027	53.42	11.58						
4/2/2013	2,052,800	194,070	2,246,870	11,886	555,410	2,938	2,802,280	14,824	51.96	13.04						
4/3/2013	1,667,850	170,460	1,838,310	9,725	554,000	2,931	2,392,310	12,655	54.04	10.96						
4/4/2013	2,018,170	180,220	2,198,390	11,629	550,370	2,911	2,748,760	14,541	53.00	12.00						
4/5/2013	2,041,090	162,860	2,203,950	11,659	600,800	3,178	2,804,750	14,837	52.42	12.58						
4/6/2013	2,572,960	154,840	2,727,800	14,430	580,780	3,072	3,308,580	17,502	48.29	16.71						
4/7/2013	3,194,990	217,500	3,412,490	18,052	616,720	3,262	4,029,210	21,315	43.50	21.50						
4/8/2013	2,662,080	228,650	2,890,730	15,292	684,660	3,622	3,575,390	18,914	48.25	16.75						
4/9/2013	2,392,460	191,980	2,584,440	13,672	682,820	3,612	3,267,260	17,284	49.21	15.79						
4/10/2013	2,249,440	206,010	2,455,450	12,989	670,190	3,545	3,125,640	16,535	52.42	12.58						
4/11/2013	2,583,890	244,930	2,828,820	14,964	694,770	3,675	3,523,590	18,640	47.96	17.04						
4/12/2013	3,390,570	231,600	3,622,170	19,161	705,910	3,734	4,328,080	22,896	43.88	21.12						
4/13/2013	3,437,300	171,570	3,608,870	19,091	626,210	3,313	4,235,080	22,404	43.21	21.79						
4/14/2013	2,781,390	217,950	2,999,340	15,867	607,790	3,215	3,607,130	19,082	45.67	19.33						
4/15/2013	2,782,840	263,100	3,045,940	16,113	726,300	3,842	3,772,240	19,955	46.46	18.54						
4/16/2013	2,718,790	251,050	2,969,840	15,710	714,310	3,779	3,684,150	19,489	47.13	17.87						
4/17/2013	2,293,690	214,940	2,508,630	13,271	627,390	3,319	3,136,020	16,590	49.04	15.96						
4/18/2013	2,632,370	218,380	2,850,750	15,080	602,560	3,188	3,453,310	18,268	48.00	17.00						
4/19/2013	2,298,210	176,710	2,474,920	13,092	534,490	2,827	3,009,410	15,920	51.13	13.87						
4/20/2013	2,334,280	154,270	2,488,550	13,164	498,200	2,635	2,986,750	15,800	50.75	14.25						
4/21/2013	2,705,970	227,670	2,933,640	15,519	552,760	2,924	3,486,400	18,443	47.83	17.17						
4/22/2013	2,378,900	242,670	2,621,570	13,868	724,670	3,834	3,346,240	17,702	50.38	14.62						
4/23/2013	2,120,470	210,350	2,330,820	12,330	696,180	3,683	3,027,000	16,013	51.79	13.21						
4/24/2013	1,620,130	176,540	1,796,670	9,504	681,510	3,605	2,478,180	13,110	57.13	7.87						
4/25/2013	1,337,630	162,730	1,500,360	7,937	593,010	3,137	2,093,370	11,074	59.42	5.58						
4/26/2013	1,226,110	136,790	1,362,900	7,210	558,220	2,953	1,921,120	10,163	56.17	8.83						
4/27/2013	1,831,080	127,360	1,958,440	10,360	518,920	2,745	2,477,360	13,105	53.88	11.12						
4/28/2013	1,955,490	174,030	2,129,520	11,265	508,840	2,692	2,638,360	13,957	52.96	12.04						
4/29/2013	2,380,390	246,410	2,626,800	13,896	666,650	3,527	3,293,450	17,422	49.04	15.96						
4/30/2013	2,530,800	254,100	2,784,900	14,732	670,190	3,545	3,455,090	18,277	47.54	17.46						
5/1/2013	1,950,360	195,910	2,146,270	11,354	636,180	3,365	2,782,450	14,719	51.67	13.33						
5/2/2013	1,554,040	162,260	1,716,300	9,079	603,460	3,192	2,319,760	12,272	56.71	8.29						
5/3/2013	1,216,020	124,080	1,340,100	7,089	488,360	2,583	1,828,460	9,673	60.17	4.83						
5/4/2013	1,010,560	87,900	1,098,460	5,811	444,580	2,352	1,543,040	8,163	65.54	0.00						
5/5/2013	905,070	114,870	1,019,940	5,395	450,490	2,383	1,470,430	7,779	70.50	0.00						
5/6/2013	863,550	122,010	985,560	5,214	527,130	2,789	1,512,690	8,002	70.50	0.00						
5/7/2013	955,660	146,670	1,102,330	5,831	560,480	2,965	1,662,810	8,796	58.67	6.33						
5/8/2013	1,107,340	158,730	1,266,070	6,698	556,770	2,945	1,822,840	9,643	56.96	8.04						
5/9/2013	1,119,360	154,980	1,274,340	6,741	544,550	2,881	1,818,890	9,622	58.25	6.75						
5/10/2013	887,760	101,390	989,150	5,233	528,880	2,798	1,518,030	8,030	64.38	0.62						
5/11/2013	813,290	78,130	891,420	4,716	442,650	2,342	1,334,070	7,057	66.29	0.00						

Date	Firm		Firm and Interruptible		Firm and Interruptible		Firm and Interruptible		Transportation		Transportation		Total Customer		Average Daily Temp. (°F)	HDD65
	Customer Volumes (Therms)	Customer Volumes (Therms)	Customer Volumes (Therms)	Customer Volumes (Therms)	Customer Volumes (Therms)	Customer Volumes (Therms)	Customer Volumes (Therms)	Customer Volumes (Therms)	Customer Volumes (Therms)	Customer Volumes (Therms)	Customer Volumes (Therms)	Customer Volumes (Therms)	Customer Volumes (Therms)	Customer Volumes (Therms)		
5/12/2013	852,770	109,790	962,560	5,092	445,690	2,358	1,408,250	7,450	62.83	2.17						
5/13/2013	1,189,540	181,600	1,371,140	7,253	611,350	3,234	1,982,490	10,487	56.54	8.46						
5/14/2013	1,270,520	171,100	1,441,620	7,626	638,780	3,379	2,080,400	11,005	55.50	9.50						
5/15/2013	1,263,260	161,450	1,424,710	7,537	599,200	3,170	2,023,910	10,706	54.75	10.25						
5/16/2013	1,031,810	136,710	1,168,520	6,181	529,070	2,799	1,697,590	8,980	60.63	4.37						
5/17/2013	1,152,580	142,620	1,295,200	6,852	517,790	2,739	1,812,990	9,591	56.88	8.12						
5/18/2013	1,239,870	109,830	1,349,700	7,140	443,990	2,349	1,793,690	9,489	56.04	8.96						
5/19/2013	1,266,520	151,770	1,418,290	7,503	446,570	2,362	1,864,860	9,865	57.92	7.08						
5/20/2013	1,215,340	173,050	1,388,390	7,345	563,650	2,982	1,952,040	10,326	56.38	8.62						
5/21/2013	1,706,660	218,250	1,924,910	10,183	538,680	2,850	2,463,590	13,032	51.88	13.12						
5/22/2013	2,275,720	240,050	2,515,770	13,308	551,970	2,920	3,067,740	16,228	48.21	16.79						
5/23/2013	2,007,620	214,360	2,221,980	11,754	581,570	3,077	2,803,550	14,831	49.58	15.42						
5/24/2013	1,494,500	150,940	1,645,440	8,704	551,720	2,919	2,197,160	11,623	53.96	11.04						
5/25/2013	1,307,740	116,640	1,424,380	7,535	436,680	2,310	1,861,060	9,845	55.71	9.29						
5/26/2013	1,230,630	140,900	1,371,530	7,255	421,900	2,232	1,793,430	9,487	56.13	8.87						
5/27/2013	1,377,610	169,270	1,546,880	8,183	426,600	2,257	1,973,480	10,440	56.33	8.67						
5/28/2013	1,375,380	169,040	1,544,420	8,170	555,720	2,940	2,100,140	11,110	55.88	9.12						
5/29/2013	1,564,660	189,550	1,754,210	9,280	547,330	2,895	2,301,540	12,175	54.75	10.25						
5/30/2013	1,466,660	172,420	1,639,080	8,671	574,880	3,041	2,213,960	11,712	54.96	10.04						
5/31/2013	1,190,570	129,650	1,320,220	6,984	532,750	2,818	1,852,970	9,802	58.46	6.54						
6/1/2013	1,003,340	92,410	1,095,750	5,797	436,390	2,309	1,532,140	8,105	61.17	3.83						
6/2/2013	985,880	131,660	1,117,540	5,912	432,260	2,287	1,549,800	8,198	61.71	3.29						
6/3/2013	989,970	151,040	1,141,010	6,036	562,060	2,973	1,703,070	9,009	59.96	5.04						
6/4/2013	888,820	119,980	1,008,800	5,337	540,590	2,860	1,549,390	8,196	66.75	0.00						
6/5/2013	865,980	122,840	988,820	5,231	494,430	2,616	1,483,250	7,846	67.67	0.00						
6/6/2013	854,540	121,220	975,760	5,162	508,880	2,692	1,484,640	7,854	67.50	0.00						
6/7/2013	908,860	116,800	1,025,660	5,426	483,900	2,560	1,509,560	7,986	62.17	2.83						
6/8/2013	937,150	97,860	1,035,010	5,475	422,880	2,237	1,457,890	7,712	60.92	4.08						
6/9/2013	1,009,420	140,300	1,149,720	6,082	460,490	2,436	1,610,210	8,518	60.13	4.87						
6/10/2013	987,340	149,090	1,136,430	6,012	594,790	3,146	1,731,220	9,158	60.29	4.71						
6/11/2013	1,091,630	157,620	1,249,250	6,609	590,150	3,122	1,839,400	9,730	58.46	6.54						
6/12/2013	1,068,050	147,460	1,215,510	6,430	552,740	2,924	1,768,250	9,354	58.63	6.37						
6/13/2013	1,022,590	143,930	1,166,520	6,171	558,380	2,954	1,724,900	9,125	60.00	5.00						
6/14/2013	1,059,510	133,830	1,193,340	6,313	486,260	2,572	1,679,600	8,885	59.13	5.87						
6/15/2013	902,520	85,380	987,900	5,226	396,930	2,100	1,384,830	7,326	64.75	0.25						
6/16/2013	845,770	103,900	949,670	5,024	390,140	2,064	1,339,810	7,088	64.38	0.62						
6/17/2013	847,470	124,680	972,150	5,143	541,150	2,863	1,513,300	8,005	64.58	0.42						
6/18/2013	874,690	126,600	1,001,290	5,297	565,640	2,992	1,566,930	8,289	63.33	1.67						
6/19/2013	959,510	138,170	1,097,680	5,807	527,780	2,792	1,625,460	8,599	60.38	4.62						
6/20/2013	1,182,670	163,400	1,346,070	7,121	575,540	3,045	1,921,610	10,165	57.96	7.04						
6/21/2013	1,018,980	123,310	1,142,290	6,043	543,820	2,877	1,686,110	8,920	60.58	4.42						
6/22/2013	818,560	76,530	895,090	4,735	413,170	2,186	1,308,260	6,921	66.21	0.00						
6/23/2013	794,920	97,710	892,630	4,722	408,340	2,160	1,300,970	6,882	64.63	0.37						
6/24/2013	875,880	131,000	1,006,880	5,326	536,000	2,835	1,542,880	8,162	62.46	2.54						

Date	Firm			Firm and Interruptible			Firm and Interruptible			Firm and Interruptible			Firm and Interruptible			Firm and Interruptible			Firm and Interruptible			
	Customer Volumes (Therms)	Interruptible Customer Volumes (Therms)	Interruptible Customer Volumes (Therms)	Customer Volumes (Therms)	Interruptible Customer Emissions (mtCO ₂ e)	Interruptible Customer Emissions (mtCO ₂ e)	Customer Volumes (Therms)	Interruptible Customer Emissions (mtCO ₂ e)	Interruptible Customer Emissions (mtCO ₂ e)	Customer Volumes (Therms)	Interruptible Customer Emissions (mtCO ₂ e)	Interruptible Customer Emissions (mtCO ₂ e)	Customer Volumes (Therms)	Interruptible Customer Emissions (mtCO ₂ e)	Interruptible Customer Emissions (mtCO ₂ e)	Customer Volumes (Therms)	Interruptible Customer Emissions (mtCO ₂ e)	Interruptible Customer Emissions (mtCO ₂ e)	Customer Volumes (Therms)	Interruptible Customer Emissions (mtCO ₂ e)	Interruptible Customer Emissions (mtCO ₂ e)	Average Daily Temp. (°F)
6/25/2013	869,870	121,160	991,030	5,243	565,120	2,989	1,556,150	8,232	63.21	1.79												
6/26/2013	858,280	111,730	970,010	5,131	559,330	2,959	1,529,340	8,090	64.38	0.62												
6/27/2013	843,140	110,140	953,280	5,043	580,310	3,070	1,533,590	8,113	65.88	0.00												
6/28/2013	758,370	89,270	847,640	4,484	539,190	2,852	1,386,830	7,336	73.38	0.00												
6/29/2013	703,730	73,690	777,420	4,113	442,170	2,339	1,219,590	6,452	74.25	0.00												
6/30/2013	660,730	86,960	747,690	3,955	437,630	2,315	1,185,320	6,270	78.38	0.00												
7/1/2013	692,800	102,040	794,840	4,205	561,670	2,971	1,356,510	7,176	77.21	0.00												
7/2/2013	742,640	102,220	844,860	4,469	532,360	2,816	1,377,220	7,285	70.13	0.00												
7/3/2013	728,610	102,670	831,280	4,397	494,980	2,618	1,326,260	7,016	70.38	0.00												
7/4/2013	692,640	116,250	808,890	4,279	359,400	1,901	1,168,290	6,180	62.92	2.08												
7/5/2013	738,110	100,780	838,890	4,438	464,340	2,456	1,303,230	6,894	64.92	0.08												
7/6/2013	717,060	77,740	794,800	4,204	416,620	2,204	1,211,420	6,408	67.17	0.00												
7/7/2013	728,120	100,460	828,580	4,383	415,490	2,198	1,244,070	6,581	64.29	0.71												
7/8/2013	760,000	115,470	875,470	4,631	535,510	2,833	1,410,980	7,464	65.83	0.00												
7/9/2013	736,840	109,300	846,140	4,476	536,380	2,837	1,382,520	7,314	73.04	0.00												
7/10/2013	794,620	125,940	920,560	4,870	565,240	2,990	1,485,800	7,860	62.83	2.17												
7/11/2013	853,100	137,330	990,430	5,239	555,720	2,940	1,546,150	8,179	61.96	3.04												
7/12/2013	901,000	122,540	1,023,540	5,415	507,150	2,683	1,530,690	8,097	61.04	3.96												
7/13/2013	816,990	84,400	901,390	4,768	442,830	2,343	1,344,220	7,111	65.00	0.00												
7/14/2013	749,770	101,300	851,070	4,502	404,630	2,140	1,255,700	6,643	69.42	0.00												
7/15/2013	756,300	105,730	862,030	4,560	532,970	2,819	1,395,000	7,380	71.04	0.00												
7/16/2013	735,010	103,160	838,170	4,434	514,020	2,719	1,352,190	7,153	75.88	0.00												
7/17/2013	785,510	117,140	902,650	4,775	545,380	2,885	1,448,030	7,660	65.67	0.00												
7/18/2013	786,440	114,840	901,280	4,768	530,170	2,805	1,431,450	7,572	66.00	0.00												
7/19/2013	755,220	101,770	856,990	4,533	510,960	2,703	1,367,950	7,236	67.29	0.00												
7/20/2013	753,500	87,820	841,320	4,451	434,800	2,300	1,276,120	6,751	63.88	1.12												
7/21/2013	741,670	102,440	844,110	4,465	402,760	2,131	1,246,870	6,596	63.21	1.79												
7/22/2013	769,380	120,600	889,980	4,708	535,310	2,832	1,425,290	7,540	65.83	0.00												
7/23/2013	747,420	107,930	855,350	4,525	515,570	2,727	1,370,920	7,252	71.54	0.00												
7/24/2013	742,170	112,450	854,620	4,521	525,040	2,777	1,379,660	7,298	72.46	0.00												
7/25/2013	740,040	109,530	849,570	4,494	512,580	2,712	1,362,150	7,206	71.21	0.00												
7/26/2013	733,470	93,150	826,620	4,373	455,810	2,411	1,282,430	6,784	72.46	0.00												
7/27/2013	723,110	81,110	804,220	4,254	399,070	2,111	1,203,290	6,365	65.63	0.00												
7/28/2013	769,920	106,890	876,810	4,638	413,010	2,185	1,289,820	6,823	60.58	4.42												
7/29/2013	783,270	115,030	898,300	4,752	516,680	2,733	1,414,980	7,485	65.17	0.00												
7/30/2013	775,010	113,830	888,840	4,702	517,610	2,738	1,406,450	7,440	64.58	0.42												
7/31/2013	808,480	123,180	931,660	4,928	535,290	2,832	1,466,950	7,760	62.17	2.83												
8/1/2013	854,320	121,400	975,720	5,162	495,410	2,621	1,471,130	7,782	61.42	3.58												
8/2/2013	890,410	108,840	999,250	5,286	495,480	2,621	1,494,730	7,907	60.96	4.04												
8/3/2013	793,710	74,750	868,460	4,594	409,480	2,166	1,277,940	6,760	66.00	0.00												
8/4/2013	722,170	90,590	812,760	4,300	409,220	2,165	1,221,980	6,464	70.92	0.00												
8/5/2013	732,770	110,700	843,470	4,462	540,030	2,857	1,383,500	7,319	72.96	0.00												
8/6/2013	744,900	108,390	853,290	4,514	465,340	2,462	1,318,630	6,976	70.96	0.00												
8/7/2013	746,400	102,960	849,360	4,493	447,560	2,368	1,296,920	6,861	70.75	0.00												

Date	Firm		Interruptible		Firm and Interruptible		Transportation		Transportation		Total Customer		Average Daily Temp. (°F)	HDD65
	Customer Volumes (Therms)	Customer Volumes (Therms)	Customer Volumes (Therms)	Customer Volumes (Therms)	Customer Emissions (mtCO ₂ e)	Customer Emissions (mtCO ₂ e)	Customer Volumes (Therms)	Customer Emissions (mtCO ₂ e)	Customer Volumes (Therms)	Customer Emissions (mtCO ₂ e)	Total Customer Volumes (Therms)	Total Customer Emissions (mtCO ₂ e)		
8/8/2013	742,540	106,790	849,330	4,493	469,730	2,485	1,319,060	6,978	68.50	0.00				
8/9/2013	88,720	88,720	812,680	4,299	436,530	2,309	1,249,210	6,608	70.17	0.00				
8/10/2013	705,630	74,950	780,580	4,129	393,960	2,084	1,174,540	6,213	67.38	0.00				
8/11/2013	714,920	90,320	805,240	4,260	393,620	2,082	1,198,860	6,342	65.71	0.00				
8/12/2013	761,870	109,160	871,030	4,608	499,490	2,642	1,370,520	7,250	67.63	0.00				
8/13/2013	744,350	106,990	851,340	4,504	496,210	2,625	1,347,550	7,129	69.29	0.00				
8/14/2013	749,760	101,490	851,250	4,503	504,400	2,668	1,355,650	7,171	68.33	0.00				
8/15/2013	767,460	105,000	872,460	4,615	475,790	2,517	1,348,250	7,132	66.50	0.00				
8/16/2013	715,450	88,020	803,470	4,250	495,450	2,621	1,298,920	6,871	71.25	0.00				
8/17/2013	707,320	74,570	781,890	4,136	435,540	2,304	1,217,430	6,440	69.21	0.00				
8/18/2013	703,090	88,620	791,710	4,188	415,420	2,198	1,207,130	6,386	68.58	0.00				
8/19/2013	746,650	108,630	855,280	4,524	542,200	2,868	1,397,480	7,393	68.33	0.00				
8/20/2013	780,540	114,950	895,490	4,737	526,010	2,783	1,421,500	7,520	68.75	0.00				
8/21/2013	769,170	106,350	875,520	4,632	497,030	2,629	1,372,550	7,261	70.33	0.00				
8/22/2013	747,380	98,030	845,410	4,472	515,830	2,729	1,361,240	7,201	72.46	0.00				
8/23/2013	722,640	90,460	813,100	4,301	507,990	2,687	1,321,090	6,989	67.21	0.00				
8/24/2013	716,070	79,210	795,280	4,207	434,120	2,296	1,229,400	6,504	67.17	0.00				
8/25/2013	725,490	89,840	815,330	4,313	415,120	2,196	1,230,450	6,509	66.21	0.00				
8/26/2013	742,120	105,550	847,670	4,484	538,230	2,847	1,385,900	7,331	65.92	0.00				
8/27/2013	723,160	101,200	824,360	4,361	548,270	2,900	1,372,630	7,261	69.96	0.00				
8/28/2013	709,290	100,520	809,810	4,284	588,110	3,111	1,397,920	7,395	69.79	0.00				
8/29/2013	731,450	103,920	835,370	4,419	569,100	3,011	1,404,470	7,430	67.71	0.00				
8/30/2013	732,390	95,760	828,150	4,381	519,850	2,750	1,348,000	7,131	68.67	0.00				
8/31/2013	708,500	76,230	784,730	4,151	419,460	2,219	1,204,190	6,370	69.08	0.00				
9/1/2013	658,410	77,150	735,560	3,891	375,080	1,984	1,110,640	5,875	69.50	0.00				
9/2/2013	665,780	97,810	763,590	4,039	452,750	2,395	1,216,340	6,434	71.08	0.00				
9/3/2013	735,040	111,380	846,420	4,478	578,780	3,062	1,425,200	7,539	67.04	0.00				
9/4/2013	759,920	111,150	871,070	4,608	592,460	3,134	1,463,530	7,742	66.25	0.00				
9/5/2013	767,670	116,390	884,060	4,677	587,460	3,108	1,471,520	7,784	63.63	1.37				
9/6/2013	763,650	101,150	864,800	4,575	591,610	3,130	1,456,410	7,704	64.13	0.87				
9/7/2013	756,810	81,700	838,510	4,436	540,240	2,858	1,378,750	7,294	66.08	0.00				
9/8/2013	742,060	93,760	835,820	4,421	514,410	2,721	1,350,230	7,143	68.21	0.00				
9/9/2013	741,850	117,000	858,850	4,543	656,630	3,474	1,515,480	8,017	65.33	0.00				
9/10/2013	752,740	108,890	861,630	4,558	621,650	3,289	1,483,280	7,847	68.17	0.00				
9/11/2013	700,930	100,550	801,480	4,240	630,340	3,334	1,431,820	7,574	75.58	0.00				
9/12/2013	719,540	106,910	826,450	4,372	635,510	3,362	1,461,960	7,734	66.83	0.00				
9/13/2013	727,680	102,060	829,740	4,389	601,860	3,184	1,431,600	7,573	62.79	2.21				
9/14/2013	746,100	84,380	830,480	4,393	534,000	2,825	1,364,480	7,218	64.21	0.79				
9/15/2013	804,640	100,880	905,520	4,790	488,850	2,586	1,394,370	7,376	61.67	3.33				
9/16/2013	832,730	128,570	961,300	5,085	620,220	3,281	1,581,520	8,366	63.42	1.58				
9/17/2013	933,130	146,400	1,079,530	5,711	635,720	3,363	1,715,250	9,074	60.79	4.21				
9/18/2013	934,670	142,670	1,077,340	5,699	624,210	3,302	1,701,550	9,001	61.54	3.46				
9/19/2013	880,510	135,330	1,015,840	5,374	580,250	3,070	1,596,090	8,443	64.33	0.67				
9/20/2013	816,230	100,230	916,460	4,848	545,540	2,886	1,462,000	7,734	62.92	2.08				

Date	Firm		Firm and Interruptible		Firm and Interruptible		Firm and Interruptible		Transportation		Transportation		Transportation		Average Daily Temp. (°F)	HDD65
	Customer Volumes (Therms)	Customer Volumes (Therms)	Customer Volumes (Therms)	Customer Volumes (Therms)	Customer Volumes (Therms)	Customer Volumes (Therms)	Customer Volumes (Therms)	Customer Volumes (Therms)	Customer Volumes (Therms)	Customer Volumes (Therms)	Customer Volumes (Therms)	Customer Volumes (Therms)	Customer Volumes (Therms)	Customer Volumes (Therms)		
9/21/2013	821,220	78,690	899,910	4,761	442,900	2,343	1,342,810	7,103	61.50	3.50						
9/22/2013	1,050,550	124,150	1,174,700	6,214	463,910	2,454	1,638,610	8,668	58.08	6.92						
9/23/2013	1,241,500	167,530	1,409,030	7,454	575,930	3,047	1,984,960	10,500	56.79	8.21						
9/24/2013	1,308,970	168,180	1,477,150	7,814	593,740	3,141	2,070,890	10,955	54.71	10.29						
9/25/2013	1,664,460	194,090	1,858,550	9,832	639,720	3,384	2,498,270	13,216	53.63	11.37						
9/26/2013	1,547,710	175,320	1,723,030	9,115	699,090	3,698	2,422,120	12,813	53.29	11.71						
9/27/2013	1,609,260	140,740	1,750,000	9,258	619,080	3,275	2,369,080	12,532	54.88	10.12						
9/28/2013	1,544,860	106,030	1,650,890	8,733	538,590	2,849	2,189,480	11,582	56.63	8.37						
9/29/2013	1,904,210	157,790	2,062,000	10,908	580,380	3,070	2,642,380	13,978	54.58	10.42						
9/30/2013	1,962,230	195,890	2,158,120	11,416	724,250	3,831	2,882,370	15,248	52.54	12.46						
10/1/2013	1,938,110	187,860	2,125,970	11,246	709,200	3,752	2,835,170	14,998	51.50	13.50						
10/2/2013	2,068,790	203,190	2,271,980	12,019	694,090	3,672	2,966,070	15,691	52.21	12.79						
10/3/2013	2,104,480	209,310	2,313,790	12,240	745,290	3,943	3,059,080	16,183	51.75	13.25						
10/4/2013	1,918,000	169,840	2,087,840	11,045	674,490	3,568	2,762,330	14,613	53.00	12.00						
10/5/2013	1,555,510	116,250	1,671,760	8,844	597,940	3,163	2,269,700	12,007	56.79	8.21						
10/6/2013	1,367,770	125,860	1,493,630	7,901	511,710	2,707	2,005,340	10,608	58.25	6.75						
10/7/2013	1,623,490	178,900	1,802,390	9,535	646,810	3,422	2,449,200	12,956	55.42	9.58						
10/8/2013	2,129,090	218,990	2,348,080	12,421	720,050	3,809	3,068,130	16,230	52.25	12.75						
10/9/2013	2,152,980	210,290	2,363,270	12,502	758,680	4,013	3,121,950	16,515	50.25	14.75						
10/10/2013	1,888,130	185,620	2,073,750	10,970	717,890	3,798	2,791,640	14,768	51.79	13.21						
10/11/2013	1,887,360	163,340	2,050,700	10,848	655,010	3,465	2,705,710	14,313	52.96	12.04						
10/12/2013	2,053,160	138,460	2,191,620	11,594	592,990	3,137	2,784,610	14,731	51.50	13.50						
10/13/2013	2,393,410	195,170	2,588,580	13,694	593,970	3,142	3,182,550	16,836	50.96	14.04						
10/14/2013	2,399,750	235,970	2,635,720	13,943	719,660	3,807	3,355,380	17,750	49.50	15.50						
10/15/2013	2,198,370	208,710	2,407,080	12,733	724,020	3,830	3,131,100	16,504	49.46	15.54						
10/16/2013	2,335,370	204,180	2,539,550	13,434	691,300	3,657	3,230,850	17,091	50.96	14.04						
10/17/2013	2,273,300	211,060	2,484,360	13,142	691,600	3,659	3,175,960	16,801	52.08	12.92						
10/18/2013	2,381,280	190,370	2,571,650	13,604	620,460	3,282	3,192,110	16,886	48.58	16.42						
10/19/2013	2,520,820	146,480	2,667,300	14,110	514,950	2,724	3,182,250	16,834	48.63	16.37						
10/20/2013	2,597,160	185,040	2,782,200	14,718	462,510	2,447	3,244,710	17,165	48.50	16.50						
10/21/2013	2,493,900	214,720	2,708,620	14,329	647,890	3,427	3,356,510	17,756	48.88	16.12						
10/22/2013	2,356,190	214,000	2,570,190	13,596	659,600	3,489	3,229,790	17,086	49.29	15.71						
10/23/2013	2,381,100	221,500	2,602,600	13,768	664,710	3,516	3,267,310	17,284	48.04	16.96						
10/24/2013	2,512,320	212,620	2,724,940	14,415	651,560	3,447	3,376,500	17,862	46.92	18.08						
10/25/2013	2,413,140	170,040	2,583,180	13,665	637,050	3,370	3,220,230	17,035	49.58	15.42						
10/26/2013	2,389,670	130,680	2,520,350	13,333	514,180	2,720	3,034,530	16,053	50.50	14.50						
10/27/2013	2,516,550	182,350	2,698,900	14,277	539,930	2,856	3,238,830	17,133	50.13	14.87						
10/28/2013	2,661,540	238,510	2,900,050	15,341	669,830	3,543	3,569,880	18,885	51.42	13.58						
10/29/2013	3,022,310	262,570	3,284,880	17,377	662,050	3,502	3,946,930	20,879	46.88	18.12						
10/30/2013	2,653,130	206,080	2,859,210	15,125	616,680	3,262	3,475,890	18,387	50.50	14.50						
10/31/2013	2,214,290	192,010	2,406,300	12,729	571,750	3,025	2,978,050	15,754	54.54	10.46						
11/1/2013	1,767,820	149,020	1,916,840	10,149	534,650	2,828	2,451,490	12,968	57.29	7.71						
11/2/2013	2,890,450	171,470	3,061,920	16,198	511,520	2,706	3,573,440	18,903	52.67	12.33						
11/3/2013	3,151,810	237,010	3,388,820	17,927	501,130	2,651	3,889,950	20,578	47.54	17.46						

Date	Firm			Firm and Interruptible			Firm and Interruptible			Firm and Interruptible			Firm and Interruptible			Firm and Interruptible			Average Daily Temp. (°F)	HDD65
	Customer Volumes (Therms)	Interruptible Customer Volumes (Therms)	Interruptible Customer Volumes (Therms)	Customer Volumes (Therms)	Interruptible Customer Emissions (mtCO ₂ e)	Interruptible Customer Emissions (mtCO ₂ e)	Customer Volumes (Therms)	Interruptible Customer Volumes (Therms)	Interruptible Customer Emissions (mtCO ₂ e)	Customer Volumes (Therms)	Interruptible Customer Emissions (mtCO ₂ e)	Interruptible Customer Emissions (mtCO ₂ e)	Customer Volumes (Therms)	Interruptible Customer Volumes (Therms)	Interruptible Customer Emissions (mtCO ₂ e)	Customer Volumes (Therms)	Interruptible Customer Emissions (mtCO ₂ e)	Interruptible Customer Emissions (mtCO ₂ e)		
11/4/2013	3,125,190	254,200	3,379,390	17,877	614,030	3,248	3,993,420	21,125	46.29	18.71										
11/5/2013	2,790,560	223,710	3,014,270	15,945	588,960	3,116	3,603,230	19,061	50.46	14.54										
11/6/2013	2,665,840	217,280	2,883,120	15,252	584,550	3,092	3,467,670	18,344	50.21	14.79										
11/7/2013	2,820,260	220,220	3,040,480	16,084	571,760	3,025	3,612,240	19,109	51.00	14.00										
11/8/2013	2,699,750	196,190	2,895,940	15,320	510,010	2,698	3,405,950	18,017	50.71	14.29										
11/9/2013	2,951,320	159,360	3,110,680	16,455	426,710	2,257	3,537,390	18,713	47.46	17.54										
11/10/2013	2,767,140	194,280	2,961,420	15,666	489,100	2,587	3,450,520	18,253	49.21	15.79										
11/11/2013	2,576,690	219,750	2,796,440	14,793	567,350	3,001	3,363,790	17,794	51.17	13.83										
11/12/2013	2,213,450	186,750	2,400,200	12,697	2,961,510	2,970	2,961,710	15,667	53.79	11.21										
11/13/2013	2,250,080	204,880	2,454,960	12,987	615,750	3,257	3,070,710	16,244	53.92	11.08										
11/14/2013	2,872,250	240,060	3,112,310	16,464	647,860	3,427	3,760,170	19,891	48.50	16.50										
11/15/2013	3,363,140	215,480	3,578,620	18,931	633,900	3,353	4,212,520	22,284	47.17	17.83										
11/16/2013	3,381,160	166,100	3,547,260	18,765	536,230	2,837	4,083,490	21,602	46.75	18.25										
11/17/2013	2,949,910	180,760	3,130,670	16,561	528,160	2,794	3,658,830	19,355	48.83	16.17										
11/18/2013	2,648,090	215,240	2,863,330	15,147	664,880	3,517	3,528,210	18,664	51.67	13.33										
11/19/2013	3,698,380	289,900	3,988,280	21,098	702,170	3,714	4,690,450	24,812	46.71	18.29										
11/20/2013	4,775,840	339,500	5,115,340	27,060	763,770	4,040	5,879,110	31,100	39.58	25.42										
11/21/2013	5,120,130	342,520	5,462,650	28,897	773,340	4,091	6,235,990	32,988	37.42	27.58										
11/22/2013	4,803,730	279,300	5,083,030	26,889	727,010	3,846	5,810,040	30,735	39.42	25.58										
11/23/2013	4,343,460	206,120	4,549,580	24,067	599,700	3,172	5,149,280	27,240	41.58	23.42										
11/24/2013	4,111,730	265,820	4,377,550	23,157	592,310	3,133	4,969,860	26,291	42.17	22.83										
11/25/2013	3,995,130	309,430	4,304,560	22,771	749,990	3,967	5,054,550	26,739	43.75	21.25										
11/26/2013	3,529,130	263,690	3,792,820	20,064	682,070	3,608	4,474,890	23,672	45.25	19.75										
11/27/2013	3,307,340	270,790	3,578,130	18,928	609,840	3,226	4,187,970	22,154	49.29	15.71										
11/28/2013	3,434,630	284,630	3,719,260	19,675	440,880	2,332	4,160,140	22,007	43.88	21.12										
11/29/2013	3,152,180	203,770	3,355,950	17,753	550,550	2,912	3,906,500	20,665	47.46	17.54										
11/30/2013	2,825,950	135,940	2,961,890	15,668	484,010	2,560	3,445,900	18,229	49.67	15.33										
12/1/2013	2,977,810	207,240	3,185,050	16,849	501,090	2,651	3,686,140	19,500	52.63	12.37										
12/2/2013	4,282,010	328,980	4,610,990	24,392	718,850	3,803	5,329,840	28,195	40.96	24.04										
12/3/2013	5,349,730	365,960	5,715,690	30,236	766,840	4,057	6,482,530	34,293	36.21	28.79										
12/4/2013	5,949,050	375,560	6,324,610	33,457	806,040	4,264	7,130,650	37,721	32.92	32.08										
12/5/2013	6,478,460	362,920	6,841,380	36,191	811,500	4,293	7,652,880	40,484	30.13	34.87										
12/6/2013	6,895,150	319,540	7,214,690	38,166	797,120	4,217	8,011,810	42,382	29.00	36.00										
12/7/2013	7,355,860	260,750	7,616,610	40,292	716,750	3,792	8,333,360	44,083	25.33	39.67										
12/8/2013	6,900,360	334,090	7,234,450	38,270	708,460	3,748	7,942,910	42,018	27.38	37.62										
12/9/2013	6,239,420	362,560	6,601,980	34,924	839,490	4,441	7,441,470	39,365	30.25	34.75										
12/10/2013	5,280,820	327,750	5,608,570	29,669	758,030	4,010	6,366,600	33,679	36.67	28.33										
12/11/2013	5,264,710	344,950	5,609,660	29,675	803,040	4,248	6,412,700	33,923	38.00	27.00										
12/12/2013	4,681,230	303,190	4,984,420	26,368	752,330	3,980	5,736,750	30,347	38.08	26.92										
12/13/2013	3,466,260	211,900	3,678,160	19,457	646,710	3,421	4,324,870	22,879	46.58	18.42										
12/14/2013	3,393,580	164,950	3,558,530	18,825	570,210	3,016	4,128,740	21,841	46.33	18.67										
12/15/2013	2,981,310	199,940	3,181,250	16,829	539,580	2,854	3,720,830	19,683	49.38	15.62										
12/16/2013	3,594,400	283,500	3,877,900	20,514	705,980	3,735	4,583,880	24,249	45.21	19.79										
12/17/2013	3,836,150	277,630	4,113,780	21,762	690,250	3,651	4,804,030	25,413	42.79	22.21										

Date	Firm		Firm and Interruptible		Firm and Interruptible		Firm and Interruptible		Transportation		Transportation		Total Customer		Average Daily Temp. (°F)	HDD65
	Customer Volumes (Therms)	Customer Volumes (Therms)	Customer Volumes (Therms)	Customer Emissions (mtCO ₂ e)	Customer Volumes (Therms)	Customer Emissions (mtCO ₂ e)	Customer Volumes (Therms)	Customer Emissions (mtCO ₂ e)	Customer Volumes (Therms)	Customer Emissions (mtCO ₂ e)	Customer Volumes (Therms)	Customer Emissions (mtCO ₂ e)	Customer Volumes (Therms)	Customer Emissions (mtCO ₂ e)		
12/18/2013	4,356,090	312,220	4,668,310	24,695	754,530	3,991	5,422,840	28,687	42.42	22.58						
12/19/2013	5,278,190	349,410	5,627,600	29,770	793,160	4,196	6,420,760	33,966	36.46	28.54						
12/20/2013	4,693,330	264,930	4,958,260	26,229	655,000	3,465	5,613,260	29,694	38.92	26.08						
12/21/2013	3,599,890	172,320	3,772,210	19,955	541,840	2,866	4,314,050	22,821	45.00	20.00						
12/22/2013	3,031,590	182,940	3,214,530	17,005	490,670	2,596	3,705,200	19,601	49.13	15.87						
12/23/2013	3,207,570	256,690	3,464,260	18,326	533,400	2,822	3,997,660	21,148	49.42	15.58						
12/24/2013	3,962,520	305,080	4,267,600	22,576	491,940	2,602	4,759,540	25,178	42.13	22.87						
12/25/2013	4,291,320	318,660	4,609,980	24,387	455,340	2,409	5,065,320	26,796	38.42	26.58						
12/26/2013	4,482,980	321,950	4,804,930	25,418	652,180	3,450	5,457,110	28,868	38.17	26.83						
12/27/2013	4,010,130	236,530	4,246,660	22,465	602,090	3,185	4,848,750	25,650	40.71	24.29						
12/28/2013	3,757,790	181,750	3,939,540	20,840	583,470	3,087	4,523,010	23,927	43.92	21.08						
12/29/2013	4,049,950	246,270	4,296,220	22,727	525,180	2,778	4,821,400	25,505	40.71	24.29						
12/30/2013	3,910,490	273,110	4,183,600	22,131	602,280	3,186	4,785,880	25,317	42.92	22.08						
12/31/2013	3,569,660	263,480	3,833,140	20,277	489,470	2,589	4,322,610	22,867	45.08	19.92						
TOTAL	856,585,850	67,976,000	924,561,850	4,890,932	212,852,940	1,125,992	1,137,414,790	6,016,924	N/A	N/A						

Calendar Year 2014

Date	Firm		Firm and Interruptible		Firm and Interruptible		Firm and Interruptible		Transportation		Transportation		Transportation		Total Customer		Total Customer		Average Daily Temp. (°F)	HDD65
	Customer Volumes (Therms)	Customer Volumes (Therms)	Customer Volumes (Therms)	Customer Volumes (Therms)	Customer Volumes (Therms)	Customer Volumes (Therms)	Customer Volumes (Therms)	Customer Volumes (Therms)	Customer Emissions (mtCO ₂ e)	Customer Emissions (mtCO ₂ e)	Customer Emissions (mtCO ₂ e)	Customer Emissions (mtCO ₂ e)	Customer Emissions (mtCO ₂ e)	Customer Emissions (mtCO ₂ e)	Customer Emissions (mtCO ₂ e)	Customer Emissions (mtCO ₂ e)	Customer Emissions (mtCO ₂ e)	Customer Emissions (mtCO ₂ e)		
1/1/2014	3,677,000	269,480	3,946,480	20,877	441,740	2,337	4,388,220	23,214	42.25	22.75										
1/2/2014	3,575,320	256,280	3,831,600	20,269	3,831,600	3,355	4,465,850	23,624	46.67	18.33										
1/3/2014	4,206,380	255,640	4,462,020	23,604	686,290	3,630	5,148,310	27,235	42.50	22.50										
1/4/2014	4,819,460	222,740	5,042,200	26,673	631,740	3,342	5,673,940	30,015	38.71	26.29										
1/5/2014	5,033,210	287,810	5,321,020	28,148	606,200	3,207	5,927,220	31,355	38.25	26.75										
1/6/2014	4,774,710	317,640	5,092,350	26,939	725,680	3,839	5,818,030	30,777	39.29	25.71										
1/7/2014	3,730,500	251,940	3,982,440	21,067	679,680	3,596	4,662,120	24,663	44.54	20.46										
1/8/2014	3,498,940	252,220	3,744,160	19,807	674,100	3,566	4,418,260	23,373	47.88	17.12										
1/9/2014	3,826,720	245,810	4,079,530	21,581	704,500	3,727	4,784,030	25,308	45.46	19.54										
1/10/2014	3,289,510	193,570	3,483,080	18,425	625,810	3,311	4,108,890	21,736	48.13	16.87										
1/11/2014	3,716,600	172,440	3,889,040	20,573	564,390	2,986	4,453,430	23,559	48.13	16.87										
1/12/2014	3,497,910	195,020	3,692,930	19,536	509,730	2,696	4,202,660	22,232	47.83	17.17										
1/13/2014	2,979,570	218,470	3,198,040	16,918	603,830	3,194	3,801,870	20,112	50.42	14.58										
1/14/2014	3,039,470	234,060	3,273,530	17,317	607,780	3,215	3,881,310	20,532	47.63	17.37										
1/15/2014	3,515,130	260,210	3,775,340	19,972	664,140	3,513	4,439,480	23,485	41.79	23.21										
1/16/2014	4,090,120	290,910	4,381,030	23,176	704,350	3,726	5,085,380	26,902	41.13	23.87										
1/17/2014	4,330,390	262,020	4,592,410	24,294	718,260	3,800	5,310,670	28,093	39.46	25.54										
1/18/2014	4,170,020	198,590	4,368,610	23,110	620,360	3,282	4,988,970	26,392	39.92	25.08										
1/19/2014	4,150,100	245,170	4,395,270	23,251	596,720	3,157	4,991,990	26,408	40.63	24.37										
1/20/2014	4,262,570	311,560	4,574,130	24,197	713,820	3,776	5,287,950	27,973	41.58	23.42										
1/21/2014	3,973,590	277,420	4,251,010	22,488	722,990	3,825	4,974,000	26,312	42.00	23.00										
1/22/2014	3,652,170	255,700	3,907,870	20,673	733,120	3,878	4,640,990	24,551	45.42	19.58										
1/23/2014	3,985,270	289,240	4,274,510	22,612	705,210	3,731	4,979,720	26,343	43.08	21.92										
1/24/2014	4,045,380	250,010	4,295,390	22,723	695,680	3,680	4,991,070	26,403	42.04	22.96										
1/25/2014	4,063,170	201,790	4,264,960	22,562	589,960	3,121	4,854,920	25,683	42.58	22.42										
1/26/2014	4,376,880	272,160	4,649,040	24,593	592,550	3,135	5,241,590	27,728	39.08	25.92										
1/27/2014	4,385,360	303,730	4,689,090	24,805	732,150	3,873	5,421,240	28,678	40.04	24.96										
1/28/2014	3,475,510	246,290	3,721,800	19,688	650,870	3,443	4,372,670	23,131	46.67	18.33										
1/29/2014	3,387,230	249,830	3,637,060	19,240	660,760	3,495	4,297,820	22,735	47.46	17.54										
1/30/2014	3,850,470	277,710	4,128,180	21,838	678,380	3,589	4,806,560	25,427	44.92	20.08										
1/31/2014	3,922,700	244,080	4,166,780	22,042	671,980	3,555	4,838,760	25,597	43.42	21.58										
2/1/2014	4,202,180	203,060	4,405,240	23,304	589,710	3,120	4,994,950	26,423	42.13	22.87										
2/2/2014	4,356,630	264,840	4,621,470	24,448	570,810	3,020	5,192,280	27,467	39.88	25.12										
2/3/2014	5,382,640	358,530	5,741,170	30,371	764,720	4,045	6,505,890	34,416	36.38	28.62										
2/4/2014	6,244,020	385,920	6,629,940	35,072	804,060	4,253	7,434,000	39,326	32.50	32.50										
2/5/2014	7,198,170	396,490	7,594,660	40,176	861,330	4,556	8,455,990	44,732	25.88	39.12										
2/6/2014	7,168,260	380,700	7,548,960	39,934	862,850	4,564	8,411,810	44,498	25.17	39.83										
2/7/2014	5,984,370	278,650	6,263,020	33,131	822,830	4,353	7,085,850	37,484	30.33	34.67										
2/8/2014	5,516,840	190,700	5,707,540	30,193	648,700	3,432	6,356,240	33,625	34.54	30.46										
2/9/2014	5,110,030	239,060	5,349,090	28,297	665,100	3,518	6,014,190	31,815	35.63	29.37										
2/10/2014	3,984,050	260,880	4,244,930	22,456	690,790	3,654	4,935,720	26,110	43.71	21.29										
2/11/2014	3,277,940	229,900	3,507,840	18,556	634,040	3,354	4,141,880	21,911	48.17	16.83										
2/12/2014	2,891,720	223,630	3,115,350	16,480	681,490	3,605	3,796,840	20,085	50.38	14.62										
2/13/2014	2,999,250	229,360	3,228,610	17,079	633,760	3,353	3,862,370	20,432	49.63	15.37										

Date	Firm		Firm and Interruptible		Firm and Interruptible		Firm and Interruptible		Transportation		Transportation		Total Customer		Average Daily Temp. (°F)	HDD65
	Customer Volumes (Therms)	Customer Volumes (Therms)	Customer Volumes (Therms)	Customer Emissions (mtCO ₂ e)	Customer Volumes (Therms)	Customer Emissions (mtCO ₂ e)	Customer Volumes (Therms)	Customer Emissions (mtCO ₂ e)	Customer Volumes (Therms)	Customer Emissions (mtCO ₂ e)	Customer Volumes (Therms)	Customer Emissions (mtCO ₂ e)	Customer Volumes (Therms)	Customer Emissions (mtCO ₂ e)		
2/14/2014	3,211,340	208,990	3,420,330	18,094	627,880	3,321	4,048,210	21,415	48.38	16.62						
2/15/2014	3,961,230	185,990	4,147,220	21,939	571,650	3,024	4,718,870	24,963	44.96	20.04						
2/16/2014	3,951,740	229,990	4,181,730	22,121	591,240	3,128	4,772,970	25,249	44.04	20.96						
2/17/2014	3,943,810	270,600	4,214,410	22,294	646,760	3,421	4,861,170	25,716	43.25	21.75						
2/18/2014	4,162,310	274,420	4,436,730	23,470	707,990	3,745	5,144,720	27,216	44.54	20.46						
2/19/2014	4,017,400	274,410	4,291,810	22,704	698,050	3,693	4,989,860	26,396	42.42	22.58						
2/20/2014	3,720,380	258,280	3,978,660	21,047	623,460	3,298	4,602,120	24,345	45.79	19.21						
2/21/2014	4,201,130	254,150	4,455,280	23,568	650,260	3,440	5,105,540	27,008	40.46	24.54						
2/22/2014	4,410,360	197,640	4,608,000	24,376	600,990	3,179	5,208,990	27,556	40.17	24.83						
2/23/2014	4,190,530	248,170	4,438,700	23,481	600,840	3,178	5,039,540	26,659	42.13	22.87						
2/24/2014	4,250,370	298,490	4,548,860	24,063	688,900	3,644	5,237,760	27,708	41.08	23.92						
2/25/2014	3,597,590	266,410	3,864,000	20,441	663,270	3,509	4,527,270	23,949	45.92	19.08						
2/26/2014	3,019,180	243,860	3,263,040	17,261	651,500	3,446	3,914,540	20,708	49.42	15.58						
2/27/2014	2,914,260	238,280	3,152,540	16,677	620,730	3,284	3,773,270	19,961	47.71	17.29						
2/28/2014	2,846,720	203,210	3,049,930	16,134	645,870	3,417	3,695,800	19,551	48.88	16.12						
3/1/2014	4,160,830	194,700	4,355,530	23,041	600,370	3,176	4,955,900	26,217	42.25	22.75						
3/2/2014	3,899,000	208,030	4,107,030	21,726	601,360	3,181	4,708,390	24,907	42.25	22.75						
3/3/2014	2,820,210	213,460	3,033,670	16,048	659,330	3,488	3,693,000	19,536	51.13	13.87						
3/4/2014	2,791,810	218,280	3,010,090	15,923	661,860	3,501	3,671,950	19,425	51.17	13.83						
3/5/2014	2,227,670	186,600	2,414,270	12,771	594,190	3,143	3,008,460	15,915	54.42	10.58						
3/6/2014	2,717,680	215,260	2,932,940	15,515	606,260	3,207	3,539,200	18,722	52.08	12.92						
3/7/2014	2,471,650	181,900	2,653,550	14,037	595,100	3,148	3,248,650	17,185	50.63	14.37						
3/8/2014	2,714,140	135,650	2,849,790	15,075	497,890	2,634	3,347,680	17,709	53.58	11.42						
3/9/2014	2,190,090	169,690	2,359,780	12,483	504,330	2,668	2,864,110	15,151	48.38	16.62						
3/10/2014	2,937,910	257,280	3,195,190	16,903	633,800	3,353	3,828,990	20,255	48.21	16.79						
3/11/2014	2,899,810	257,810	3,157,620	16,704	680,980	3,602	3,838,600	20,306	49.88	15.12						
3/12/2014	2,697,300	240,920	2,938,220	15,543	689,540	3,648	3,627,760	19,191	50.79	14.21						
3/13/2014	2,490,550	213,230	2,703,780	14,303	654,160	3,461	3,357,940	17,764	49.71	15.29						
3/14/2014	2,352,340	175,000	2,527,340	13,370	607,000	3,211	3,134,340	16,581	52.42	12.58						
3/15/2014	2,442,990	131,050	2,574,040	13,617	498,600	2,638	3,072,640	16,254	44.75	20.25						
3/16/2014	3,244,390	223,820	3,468,210	18,347	552,060	2,920	4,020,270	21,267	43.08	21.92						
3/17/2014	3,391,330	269,070	3,660,400	19,364	685,010	3,624	4,345,410	22,987	43.25	21.75						
3/18/2014	3,106,900	232,130	3,339,030	17,663	666,670	3,527	4,005,700	21,190	44.33	20.67						
3/19/2014	3,574,330	272,140	3,846,470	20,348	672,710	3,559	4,519,180	23,906	45.46	19.54						
3/20/2014	3,456,580	272,770	3,729,350	19,728	671,500	3,552	4,400,850	23,280	42.50	22.50						
3/21/2014	3,392,870	235,390	3,628,260	19,193	675,050	3,571	4,303,310	22,765	43.29	21.71						
3/22/2014	3,170,550	160,100	3,330,650	17,619	541,420	2,864	3,872,070	20,483	43.38	21.62						
3/23/2014	2,711,510	201,230	2,912,740	15,408	516,980	2,735	3,429,720	18,143	45.79	19.21						
3/24/2014	1,988,140	174,070	2,162,210	11,438	590,310	3,123	2,752,520	14,561	52.13	12.87						
3/25/2014	2,490,920	219,770	2,710,690	14,340	634,490	3,356	3,345,180	17,696	50.75	14.25						
3/26/2014	2,857,320	232,670	3,089,990	16,346	627,060	3,317	3,717,050	19,663	46.29	18.71						
3/27/2014	2,590,560	213,190	2,803,750	14,832	618,700	3,273	3,422,450	18,105	47.58	17.42						
3/28/2014	2,799,400	187,180	2,986,580	15,799	612,540	3,240	3,599,120	19,039	47.96	17.04						

Date	Firm and Interruptible				Firm and Interruptible				Firm and Interruptible				Firm and Interruptible			
	Customer Volumes (Therms)	Interruptible Customer Volumes (Therms)	Interruptible Customer Volumes (Therms)	Interruptible Customer Emissions (mtCO ₂ e)	Customer Volumes (Therms)	Interruptible Customer Volumes (Therms)	Interruptible Customer Volumes (Therms)	Interruptible Customer Emissions (mtCO ₂ e)	Customer Volumes (Therms)	Interruptible Customer Volumes (Therms)	Interruptible Customer Volumes (Therms)	Interruptible Customer Emissions (mtCO ₂ e)	Customer Volumes (Therms)	Interruptible Customer Volumes (Therms)	Interruptible Customer Volumes (Therms)	Interruptible Customer Emissions (mtCO ₂ e)
3/29/2014	2,949,500	153,180	3,102,680	16,413	521,950	2,761	3,624,630	19,174	47.38	17.62						
3/30/2014	2,995,470	221,810	3,217,280	17,019	544,640	2,881	3,761,920	19,901	46.38	18.62						
3/31/2014	2,556,260	222,750	2,779,010	14,701	675,770	3,575	3,454,780	18,276	48.21	16.79						
4/1/2014	2,244,720	208,680	2,453,400	12,978	646,410	3,420	3,099,810	16,398	49.50	15.50						
4/2/2014	2,355,110	212,010	2,567,120	13,580	637,030	3,370	3,204,150	16,950	49.42	15.58						
4/3/2014	2,656,480	219,980	2,876,460	15,216	606,250	3,207	3,482,710	18,424	47.88	17.12						
4/4/2014	2,308,660	178,010	2,486,670	13,154	589,130	3,116	3,075,800	16,271	48.29	16.71						
4/5/2014	2,451,430	133,690	2,585,120	13,675	510,580	2,701	3,095,700	16,376	49.13	15.87						
4/6/2014	2,022,720	151,070	2,173,790	11,499	510,590	2,701	2,684,380	14,200	51.63	13.37						
4/7/2014	1,297,190	144,260	1,441,450	7,625	587,400	3,107	2,028,850	10,733	59.00	6.00						
4/8/2014	1,779,360	201,170	1,980,530	10,477	601,260	3,181	2,581,790	13,658	52.63	12.37						
4/9/2014	2,125,650	218,640	2,344,290	12,401	618,840	3,274	2,963,130	15,675	50.38	14.62						
4/10/2014	2,103,270	211,080	2,314,350	12,243	624,740	3,305	2,939,090	15,548	50.29	14.71						
4/11/2014	1,857,480	159,350	2,016,830	10,669	579,860	3,067	2,596,690	13,736	52.71	12.29						
4/12/2014	1,897,950	130,410	2,028,360	10,730	488,270	2,583	2,516,630	13,313	52.38	12.62						
4/13/2014	1,674,580	161,780	1,836,360	9,714	454,660	2,405	2,291,020	12,119	56.25	8.75						
4/14/2014	1,576,070	176,380	1,752,450	9,270	582,700	3,082	2,335,150	12,353	54.75	10.25						
4/15/2014	1,725,210	186,320	1,911,530	10,112	602,760	3,189	2,514,290	13,301	51.00	14.00						
4/16/2014	2,207,930	197,620	2,405,550	12,725	635,680	3,363	3,041,230	16,088	49.92	15.08						
4/17/2014	2,390,110	214,950	2,605,060	13,781	614,000	3,248	3,219,060	17,029	50.17	14.83						
4/18/2014	2,185,640	176,450	2,362,090	12,495	627,840	3,321	2,989,930	15,817	50.00	15.00						
4/19/2014	2,674,690	145,590	2,820,280	14,919	484,620	2,564	3,304,900	17,483	47.33	17.67						
4/20/2014	1,907,220	155,870	2,063,090	10,914	450,660	2,384	2,513,750	13,298	51.38	13.62						
4/21/2014	1,903,400	134,020	2,037,420	10,778	611,250	3,234	2,648,670	14,011	51.75	13.25						
4/22/2014	2,455,600	160,880	2,616,480	13,841	617,840	3,268	3,234,320	17,110	46.33	18.67						
4/23/2014	2,440,410	158,970	2,599,380	13,751	629,860	3,332	3,229,240	17,083	47.67	17.33						
4/24/2014	2,165,530	156,170	2,321,700	12,282	637,360	3,372	2,959,060	15,653	50.92	14.08						
4/25/2014	2,014,050	150,170	2,164,220	11,449	619,290	3,276	2,783,510	14,725	49.42	15.58						
4/26/2014	2,038,160	125,280	2,163,440	11,445	514,580	2,722	2,678,020	14,167	49.08	15.92						
4/27/2014	2,549,600	98,960	2,648,560	14,011	508,370	2,689	3,156,930	16,700	46.71	18.29						
4/28/2014	1,916,630	124,070	2,040,700	10,795	589,220	3,117	2,629,920	13,912	51.21	13.79						
4/29/2014	1,194,830	149,030	1,343,860	7,109	536,890	2,840	1,880,750	9,949	63.33	1.67						
4/30/2014	944,280	142,880	1,087,160	5,751	556,160	2,942	1,643,320	8,693	68.04	0.00						
5/1/2014	820,640	147,080	967,720	5,119	533,090	2,820	1,500,810	7,939	70.33	0.00						
5/2/2014	874,320	144,310	1,018,630	5,389	569,770	3,014	1,588,400	8,403	60.00	5.00						
5/3/2014	1,379,220	119,240	1,498,460	7,927	494,380	2,615	1,992,840	10,542	52.29	12.71						
5/4/2014	1,811,990	90,190	1,902,180	10,063	489,670	2,590	2,391,850	12,653	52.25	12.75						
5/5/2014	1,707,700	115,940	1,823,640	9,647	554,360	2,933	2,378,000	12,580	53.00	12.00						
5/6/2014	1,574,960	140,890	1,715,850	9,077	613,980	3,248	2,329,830	12,325	53.33	11.67						
5/7/2014	1,325,780	140,880	1,466,660	7,759	617,070	3,264	2,083,730	11,023	54.83	10.17						
5/8/2014	1,782,440	139,180	1,921,620	10,165	601,140	3,180	2,522,760	13,345	52.38	12.62						
5/9/2014	1,912,700	138,520	2,051,220	10,851	559,970	2,962	2,611,190	13,813	50.13	14.87						
5/10/2014	1,767,220	113,070	1,880,290	9,947	472,920	2,502	2,353,210	12,448	52.04	12.96						
5/11/2014	1,464,910	82,830	1,547,740	8,188	494,120	2,614	2,041,860	10,801	55.83	9.17						

Date	Firm		Firm and Interruptible		Firm and Interruptible		Firm and Interruptible		Transportation		Transportation		Total Customer		Average Daily Temp. (°F)	HDD65
	Customer Volumes (Therms)	Customer Volumes (Therms)	Customer Volumes (Therms)	Customer Emissions (mtCO ₂ e)	Customer Volumes (Therms)	Customer Emissions (mtCO ₂ e)	Customer Volumes (Therms)	Customer Emissions (mtCO ₂ e)	Customer Volumes (Therms)	Customer Emissions (mtCO ₂ e)	Customer Volumes (Therms)	Customer Emissions (mtCO ₂ e)	Customer Volumes (Therms)	Customer Emissions (mtCO ₂ e)		
5/12/2014	1,053,040	109,810	1,162,850	6,151	591,920	3,131	1,754,770	9,283	63.00	2.00						
5/13/2014	864,770	135,730	1,000,500	5,293	569,420	3,012	1,569,920	8,305	67.50	0.00						
5/14/2014	807,970	130,340	938,310	4,964	561,170	2,969	1,499,480	7,932	69.63	0.00						
5/15/2014	798,330	126,060	924,390	4,890	539,920	2,856	1,464,310	7,746	68.67	0.00						
5/16/2014	838,510	127,290	985,800	5,215	515,550	2,727	1,501,350	7,942	59.29	5.71						
5/17/2014	935,580	101,930	1,057,510	5,594	434,190	2,297	1,491,700	7,891	59.42	5.58						
5/18/2014	1,098,250	75,930	1,174,180	6,211	418,480	2,214	1,592,660	8,425	56.83	8.17						
5/19/2014	1,065,680	104,020	1,169,700	6,188	503,460	2,663	1,673,160	8,851	59.33	5.67						
5/20/2014	935,620	132,780	1,068,400	5,652	535,170	2,831	1,603,570	8,483	61.04	3.96						
5/21/2014	1,018,530	129,780	1,148,310	6,075	543,280	2,874	1,691,590	8,949	58.04	6.96						
5/22/2014	846,960	126,440	973,400	5,149	524,110	2,773	1,497,510	7,922	64.21	0.79						
5/23/2014	913,670	122,440	1,036,110	5,481	469,130	2,482	1,505,240	7,963	60.54	4.46						
5/24/2014	987,820	100,610	1,088,430	5,758	358,380	1,896	1,446,810	7,654	58.21	6.79						
5/25/2014	1,194,350	73,880	1,268,230	6,709	342,360	1,811	1,610,590	8,520	54.71	10.29						
5/26/2014	1,188,140	101,120	1,289,260	6,820	391,050	2,069	1,680,310	8,889	57.83	7.17						
5/27/2014	1,127,470	107,770	1,235,240	6,534	549,370	2,906	1,784,610	9,441	58.13	6.87						
5/28/2014	1,153,180	123,980	1,277,160	6,756	542,840	2,872	1,820,000	9,628	56.33	8.67						
5/29/2014	1,308,470	122,360	1,430,830	7,569	561,920	2,973	1,992,750	10,542	56.83	8.17						
5/30/2014	1,059,390	118,380	1,177,770	6,230	541,390	2,864	1,719,160	9,094	59.25	5.75						
5/31/2014	912,490	92,990	1,005,480	5,319	426,310	2,255	1,431,790	7,574	62.58	2.42						
6/1/2014	969,370	61,950	1,031,320	5,456	406,330	2,149	1,437,650	7,605	60.33	4.67						
6/2/2014	917,250	89,810	1,007,060	5,327	552,240	2,921	1,559,300	8,249	60.58	4.42						
6/3/2014	1,032,090	120,070	1,152,160	6,095	581,340	3,075	1,733,500	9,170	57.71	7.29						
6/4/2014	1,037,980	118,240	1,156,220	6,116	591,190	3,127	1,747,410	9,244	58.04	6.96						
6/5/2014	968,470	120,550	1,089,020	5,761	572,220	3,027	1,661,240	8,788	60.33	4.67						
6/6/2014	846,110	120,230	966,340	5,112	579,190	3,064	1,545,530	8,176	64.04	0.96						
6/7/2014	813,420	93,650	907,070	4,798	489,260	2,588	1,396,330	7,387	64.38	0.62						
6/8/2014	867,110	62,470	929,580	4,917	497,540	2,632	1,427,120	7,549	62.29	2.71						
6/9/2014	934,650	90,110	1,024,760	5,421	619,020	3,275	1,643,780	8,696	62.00	3.00						
6/10/2014	1,006,890	118,940	1,125,830	5,956	637,290	3,371	1,763,120	9,327	59.50	5.50						
6/11/2014	863,460	117,750	981,210	5,191	664,820	3,517	1,646,030	8,707	63.46	1.54						
6/12/2014	939,920	115,320	1,055,240	5,582	654,210	3,461	1,709,450	9,043	59.17	5.83						
6/13/2014	1,245,630	113,050	1,358,680	7,187	638,000	3,375	1,996,680	10,562	55.54	9.46						
6/14/2014	1,216,700	89,090	1,305,790	6,908	520,790	2,755	1,826,580	9,663	56.83	8.17						
6/15/2014	1,380,470	60,320	1,440,790	7,622	524,350	2,774	1,965,140	10,396	55.88	9.12						
6/16/2014	1,320,240	85,870	1,406,110	7,438	649,290	3,435	2,055,400	10,873	54.79	10.21						
6/17/2014	1,235,520	112,660	1,348,180	7,132	636,110	3,365	1,984,290	10,497	56.29	8.71						
6/18/2014	1,072,060	109,690	1,181,750	6,251	665,810	3,522	1,847,560	9,774	58.29	6.71						
6/19/2014	898,420	108,850	1,007,270	5,328	631,410	3,340	1,638,680	8,669	63.13	1.87						
6/20/2014	992,240	108,040	1,100,280	5,820	623,280	3,297	1,723,560	9,118	58.25	6.75						
6/21/2014	932,110	85,050	1,017,160	5,381	516,820	2,734	1,533,980	8,115	61.67	3.33						
6/22/2014	868,130	55,840	923,970	4,888	490,820	2,596	1,414,790	7,484	64.96	0.04						
6/23/2014	817,410	82,020	899,430	4,758	567,810	3,004	1,467,240	7,762	65.38	0.00						
6/24/2014	793,730	108,680	902,410	4,774	560,170	2,963	1,462,580	7,737	65.13	0.00						

Date	Firm		Interruptible		Firm and Interruptible		Firm and Interruptible		Transportation		Transportation		Total Customer		Average Daily Temp. (°F)	HDD65
	Customer Volumes (Therms)	Customer Volumes (Therms)	Customer Volumes (Therms)	Customer Volumes (Therms)	Customer Emissions (mtCO ₂ e)	Customer Emissions (mtCO ₂ e)	Customer Volumes (Therms)	Customer Emissions (mtCO ₂ e)	Customer Volumes (Therms)	Customer Emissions (mtCO ₂ e)	Customer Volumes (Therms)	Customer Emissions (mtCO ₂ e)	Customer Volumes (Therms)	Customer Emissions (mtCO ₂ e)		
6/25/2014	763,490	107,980	871,470	4,610	558,670	2,955	1,430,140	7,565	67.83	0.00						
6/26/2014	830,330	106,610	936,940	4,956	574,610	3,040	1,511,550	7,996	62.79	2.21						
6/27/2014	824,610	105,830	930,440	4,922	529,640	2,802	1,460,080	7,724	61.71	3.29						
6/28/2014	844,050	81,750	925,800	4,897	434,240	2,297	1,360,040	7,195	60.79	4.21						
6/29/2014	918,240	51,230	969,470	5,128	416,040	2,201	1,385,510	7,329	61.42	3.58						
6/30/2014	859,270	71,860	931,130	4,926	544,740	2,882	1,475,870	7,807	65.96	0.00						
7/1/2014	696,000	101,330	797,330	4,218	533,610	2,823	1,330,940	7,041	76.29	0.00						
7/2/2014	734,630	98,850	833,480	4,409	569,580	3,013	1,403,060	7,422	68.25	0.00						
7/3/2014	812,390	78,210	890,600	4,711	483,350	2,557	1,373,950	7,268	63.13	1.87						
7/4/2014	703,760	97,180	800,940	4,237	312,180	1,651	1,113,120	5,888	64.08	0.92						
7/5/2014	716,200	72,120	788,320	4,170	345,050	1,825	1,133,370	5,996	65.63	0.00						
7/6/2014	723,850	41,740	765,590	4,050	379,490	2,008	1,145,080	6,057	70.58	0.00						
7/7/2014	750,720	68,690	819,410	4,335	544,780	2,882	1,364,190	7,217	70.83	0.00						
7/8/2014	708,730	98,620	807,350	4,271	504,200	2,667	1,311,550	6,938	73.63	0.00						
7/9/2014	729,180	97,160	826,340	4,371	515,110	2,725	1,341,450	7,096	68.29	0.00						
7/10/2014	722,380	94,030	816,410	4,319	560,900	2,967	1,377,310	7,286	68.46	0.00						
7/11/2014	667,070	92,200	759,270	4,017	530,850	2,808	1,290,120	6,825	74.38	0.00						
7/12/2014	639,510	68,780	708,290	3,747	449,920	2,380	1,158,210	6,127	75.67	0.00						
7/13/2014	691,820	40,490	732,310	3,874	409,610	2,167	1,141,920	6,041	73.54	0.00						
7/14/2014	720,660	67,270	787,930	4,168	533,270	2,821	1,321,200	6,989	68.75	0.00						
7/15/2014	687,860	96,930	784,790	4,152	526,390	2,785	1,311,180	6,936	70.04	0.00						
7/16/2014	672,390	93,470	765,860	4,051	546,680	2,892	1,312,540	6,943	73.00	0.00						
7/17/2014	732,100	92,340	824,440	4,361	559,920	2,962	1,384,360	7,323	65.04	0.00						
7/18/2014	706,030	91,730	797,760	4,220	503,460	2,663	1,301,220	6,883	63.71	1.29						
7/19/2014	700,530	67,820	768,350	4,065	418,740	2,215	1,187,090	6,280	65.83	0.00						
7/20/2014	834,600	38,370	872,970	4,618	441,290	2,334	1,314,260	6,952	61.96	3.04						
7/21/2014	795,770	67,250	863,020	4,565	572,000	3,026	1,435,020	7,591	64.71	0.29						
7/22/2014	801,440	95,890	897,330	4,747	536,080	2,836	1,433,410	7,583	61.92	3.08						
7/23/2014	924,220	92,490	1,016,710	5,378	572,990	3,031	1,589,700	8,410	60.46	4.54						
7/24/2014	998,850	91,880	1,090,730	5,770	556,490	2,944	1,647,220	8,714	60.63	4.37						
7/25/2014	814,580	90,950	905,530	4,790	550,580	2,913	1,456,110	7,703	63.58	1.42						
7/26/2014	755,030	66,490	821,520	4,346	427,570	2,262	1,249,090	6,608	67.54	0.00						
7/27/2014	754,670	39,210	793,880	4,200	382,920	2,026	1,176,800	6,225	70.75	0.00						
7/28/2014	736,680	67,020	803,700	4,252	523,500	2,769	1,327,200	7,021	73.83	0.00						
7/29/2014	711,130	95,310	806,440	4,266	545,350	2,885	1,351,790	7,151	73.83	0.00						
7/30/2014	717,800	92,990	810,790	4,289	588,940	3,115	1,399,730	7,405	70.58	0.00						
7/31/2014	699,530	95,340	794,870	4,205	534,520	2,828	1,329,390	7,032	74.71	0.00						
8/1/2014	672,010	92,770	764,780	4,046	493,870	2,613	1,258,650	6,658	72.67	0.00						
8/2/2014	666,040	68,060	734,100	3,883	409,800	2,168	1,143,900	6,051	72.38	0.00						
8/3/2014	689,360	39,430	728,790	3,855	380,020	2,010	1,108,810	5,866	72.79	0.00						
8/4/2014	703,470	65,980	769,450	4,070	502,580	2,659	1,272,030	6,729	75.38	0.00						
8/5/2014	711,190	95,040	806,230	4,265	501,630	2,654	1,307,860	6,919	65.75	0.00						
8/6/2014	736,380	92,840	829,220	4,387	520,310	2,752	1,349,530	7,139	66.92	0.00						
8/7/2014	725,160	90,920	816,080	4,317	534,860	2,829	1,350,940	7,146	65.25	0.00						

Date	Firm		Interruptible		Firm and Interruptible		Firm and Interruptible		Transportation		Transportation		Total Customer		Average Daily Temp. (°F)	HDD65
	Customer Volumes (Therms)	Customer Volumes (Therms)	Customer Volumes (Therms)	Customer Volumes (Therms)	Customer Emissions (mtCO ₂ e)	Customer Emissions (mtCO ₂ e)	Customer Volumes (Therms)	Customer Emissions (mtCO ₂ e)	Customer Volumes (Therms)	Customer Emissions (mtCO ₂ e)	Customer Volumes (Therms)	Customer Emissions (mtCO ₂ e)	Customer Volumes (Therms)	Customer Emissions (mtCO ₂ e)		
8/8/2014	711,200	89,910	801,110	4,238	511,310	2,705	1,312,420	6,943	66.21	0.00						
8/9/2014	704,320	67,340	771,660	4,082	429,340	2,271	1,201,000	6,353	69.83	0.00						
8/10/2014	704,220	39,400	743,620	3,934	379,490	2,008	1,123,110	5,941	73.38	0.00						
8/11/2014	665,070	66,180	731,250	3,868	497,490	2,632	1,228,740	6,500	79.17	0.00						
8/12/2014	685,240	96,500	781,740	4,135	528,960	2,798	1,310,700	6,934	70.33	0.00						
8/13/2014	739,270	94,210	833,480	4,409	566,970	2,999	1,400,450	7,408	66.08	0.00						
8/14/2014	742,380	95,150	837,530	4,431	542,710	2,871	1,380,240	7,301	65.96	0.00						
8/15/2014	710,690	93,560	804,250	4,254	517,640	2,738	1,321,890	6,993	66.54	0.00						
8/16/2014	687,130	68,360	755,490	3,997	409,120	2,164	1,164,610	6,161	68.13	0.00						
8/17/2014	709,900	40,470	750,370	3,969	394,610	2,087	1,144,980	6,057	69.67	0.00						
8/18/2014	706,540	68,420	774,960	4,100	550,040	2,910	1,325,000	7,009	72.42	0.00						
8/19/2014	693,110	96,230	789,340	4,176	545,490	2,886	1,334,830	7,061	69.96	0.00						
8/20/2014	767,960	94,030	861,990	4,560	563,580	2,981	1,425,570	7,541	63.08	1.92						
8/21/2014	802,720	93,970	896,690	4,743	580,460	3,071	1,477,150	7,814	60.79	4.21						
8/22/2014	744,970	95,270	840,240	4,445	536,610	2,839	1,376,850	7,284	65.46	0.00						
8/23/2014	697,400	70,350	767,750	4,061	446,930	2,364	1,214,680	6,426	69.13	0.00						
8/24/2014	741,730	42,930	784,660	4,151	409,730	2,167	1,194,390	6,318	65.29	0.00						
8/25/2014	732,840	70,460	803,300	4,249	545,200	2,884	1,348,500	7,134	70.71	0.00						
8/26/2014	678,690	99,700	778,390	4,118	538,600	2,849	1,316,990	6,967	74.08	0.00						
8/27/2014	681,050	96,540	777,590	4,113	566,920	2,999	1,344,510	7,112	71.96	0.00						
8/28/2014	715,930	95,820	811,750	4,294	582,060	3,079	1,393,810	7,373	65.42	0.00						
8/29/2014	716,970	96,190	813,160	4,302	476,760	2,522	1,289,920	6,824	64.42	0.58						
8/30/2014	755,720	71,470	827,190	4,376	364,000	1,926	1,191,190	6,301	61.21	3.79						
8/31/2014	762,010	50,860	812,870	4,300	333,540	1,764	1,146,410	6,065	62.29	2.71						
9/1/2014	753,260	72,560	825,820	4,369	364,990	1,931	1,190,810	6,299	64.29	0.71						
9/2/2014	860,020	82,080	942,100	4,984	538,180	2,847	1,480,280	7,831	62.17	2.83						
9/3/2014	908,730	98,980	1,007,710	5,331	581,010	3,074	1,588,720	8,404	61.00	4.00						
9/4/2014	862,960	100,290	963,250	5,096	548,060	2,899	1,511,310	7,995	63.00	2.00						
9/5/2014	753,310	100,590	853,900	4,517	540,880	2,861	1,394,780	7,378	68.92	0.00						
9/6/2014	721,460	78,610	800,070	4,232	436,130	2,307	1,236,200	6,539	72.38	0.00						
9/7/2014	754,610	51,890	806,500	4,266	413,880	2,189	1,220,380	6,456	68.67	0.00						
9/8/2014	822,130	77,370	899,500	4,758	607,490	3,214	1,506,990	7,972	60.92	4.08						
9/9/2014	841,740	105,130	946,870	5,009	534,040	2,825	1,480,910	7,834	62.75	2.25						
9/10/2014	934,310	105,610	1,039,920	5,501	585,110	3,095	1,625,030	8,596	60.33	4.67						
9/11/2014	934,220	104,140	1,038,360	5,599	575,470	3,044	1,633,830	8,643	65.33	0.00						
9/12/2014	897,400	103,900	1,001,300	5,297	540,190	2,858	1,541,490	8,154	65.25	0.00						
9/13/2014	840,000	80,540	920,540	4,870	432,890	2,290	1,353,430	7,160	68.13	0.00						
9/14/2014	824,000	58,310	882,310	4,667	403,160	2,133	1,285,470	6,800	69.33	0.00						
9/15/2014	774,650	85,140	859,790	4,548	536,720	2,839	1,396,510	7,388	69.79	0.00						
9/16/2014	736,640	114,760	851,400	4,504	512,720	2,712	1,364,120	7,216	63.67	1.33						
9/17/2014	745,140	112,340	857,480	4,536	528,940	2,798	1,386,420	7,334	64.25	0.75						
9/18/2014	797,610	112,350	909,960	4,814	550,940	2,914	1,460,900	7,728	62.67	2.33						
9/19/2014	719,330	112,770	832,100	4,402	519,960	2,751	1,352,060	7,152	66.38	0.00						
9/20/2014	758,580	87,570	846,150	4,476	434,490	2,298	1,280,640	6,775	64.88	0.12						

Date	Firm		Firm and Interruptible		Firm and Interruptible		Firm and Interruptible		Transportation		Transportation		Total Customer		Average Daily Temp. (°F)	HDD65
	Customer Volumes (Therms)	Customer Volumes (Therms)	Customer Volumes (Therms)	Customer Volumes (Therms)	Customer Volumes (Therms)	Customer Volumes (Therms)	Customer Volumes (Therms)	Customer Volumes (Therms)	Customer Emissions (mtCO ₂ e)	Customer Emissions (mtCO ₂ e)	Customer Emissions (mtCO ₂ e)	Customer Emissions (mtCO ₂ e)	Customer Volumes (Therms)	Customer Emissions (mtCO ₂ e)		
9/21/2014	762,880	61,630	824,510	4,362	424,290	2,244	1,248,800	6,606	65.25	0.00						
9/22/2014	771,240	88,310	859,550	4,547	559,370	2,959	1,418,920	7,506	64.54	0.46						
9/23/2014	790,320	118,900	909,220	4,810	534,190	2,826	1,443,410	7,636	62.29	2.71						
9/24/2014	873,880	115,410	989,290	5,233	559,810	2,961	1,549,100	8,195	62.25	2.75						
9/25/2014	851,410	116,360	967,770	5,120	547,090	2,894	1,514,860	8,014	61.75	3.25						
9/26/2014	873,460	114,100	987,560	5,224	521,160	2,757	1,508,720	7,981	61.08	3.92						
9/27/2014	901,130	93,390	994,520	5,261	462,820	2,448	1,457,340	7,709	60.42	4.58						
9/28/2014	1,084,110	66,030	1,150,140	6,084	418,530	2,214	1,568,670	8,298	58.08	6.92						
9/29/2014	1,250,880	93,540	1,344,420	7,112	550,120	2,910	1,894,540	10,022	57.00	8.00						
9/30/2014	1,099,660	126,270	1,225,930	6,485	552,350	2,922	1,778,280	9,407	59.17	5.83						
10/1/2014	1,139,360	131,590	1,270,950	6,723	592,830	3,136	1,863,780	9,859	57.50	7.50						
10/2/2014	1,198,160	133,400	1,331,560	7,044	582,860	3,083	1,914,420	10,127	58.33	6.67						
10/3/2014	1,041,100	132,290	1,173,390	6,207	570,520	3,018	1,743,910	9,225	59.13	5.87						
10/4/2014	907,880	110,410	1,018,290	5,387	459,620	2,431	1,477,910	7,818	61.42	3.58						
10/5/2014	925,810	81,860	1,007,670	5,331	430,320	2,276	1,437,990	7,607	62.54	2.46						
10/6/2014	837,400	107,990	945,390	5,001	552,620	2,923	1,498,010	7,924	64.92	0.08						
10/7/2014	857,250	138,670	995,920	5,268	560,370	2,964	1,556,290	8,233	60.13	4.87						
10/8/2014	944,790	137,170	1,081,960	5,724	577,000	3,052	1,658,960	8,776	59.71	5.29						
10/9/2014	1,103,810	138,420	1,242,230	6,571	581,720	3,077	1,823,950	9,649	57.58	7.42						
10/10/2014	1,100,080	140,930	1,241,010	6,565	548,850	2,903	1,789,860	9,468	56.92	8.08						
10/11/2014	1,061,690	119,050	1,180,740	6,246	450,170	2,381	1,630,910	8,628	58.88	6.12						
10/12/2014	1,159,990	91,240	1,251,230	6,619	436,640	2,310	1,687,870	8,929	58.13	6.87						
10/13/2014	1,124,320	118,280	1,242,600	6,573	579,970	3,068	1,822,570	9,641	59.33	5.67						
10/14/2014	1,234,280	148,680	1,382,960	7,316	562,590	2,976	1,945,550	10,292	56.17	8.83						
10/15/2014	1,587,660	151,230	1,738,890	9,199	588,620	3,114	2,327,510	12,313	55.08	9.92						
10/16/2014	1,256,440	150,260	1,406,700	7,441	547,420	2,896	1,954,120	10,337	59.25	5.75						
10/17/2014	1,275,840	151,940	1,427,780	7,553	566,450	2,997	1,994,230	10,549	58.04	6.96						
10/18/2014	1,026,390	125,950	1,152,340	6,096	444,980	2,354	1,597,320	8,450	60.71	4.29						
10/19/2014	951,430	101,290	1,052,720	5,569	445,360	2,356	1,498,080	7,925	62.21	2.79						
10/20/2014	1,157,190	128,690	1,285,880	6,802	557,260	2,948	1,843,140	9,750	58.33	6.67						
10/21/2014	1,345,600	156,260	1,501,860	7,945	548,110	2,900	2,049,970	10,844	56.88	8.12						
10/22/2014	1,608,170	154,230	1,762,400	9,323	531,540	2,812	2,293,940	12,135	56.33	8.67						
10/23/2014	1,950,570	154,430	2,105,000	11,135	602,750	3,189	2,707,750	14,324	51.96	13.04						
10/24/2014	1,921,980	155,430	2,077,410	10,989	588,480	3,113	2,665,890	14,103	52.38	12.62						
10/25/2014	1,885,740	136,470	2,022,210	10,697	439,510	2,325	2,461,720	13,022	53.63	11.37						
10/26/2014	2,389,140	112,400	2,501,540	13,233	489,610	2,590	2,991,150	15,823	50.42	14.58						
10/27/2014	2,107,270	139,920	2,247,190	11,888	633,520	3,351	2,880,710	15,239	51.08	13.92						
10/28/2014	1,821,150	167,480	1,988,630	10,520	584,360	3,091	2,572,990	13,611	53.96	11.04						
10/29/2014	1,506,140	166,510	1,672,650	8,848	584,760	3,093	2,257,410	11,942	57.13	7.87						
10/30/2014	1,659,440	165,540	1,824,980	9,654	569,970	3,015	2,394,950	12,669	56.67	8.33						
10/31/2014	2,013,170	167,830	2,181,000	11,537	589,390	3,118	2,770,390	14,655	51.50	13.50						
11/1/2014	2,468,070	152,260	2,620,330	13,862	578,960	3,063	3,199,290	16,924	49.33	15.67						
11/2/2014	2,167,770	114,990	2,282,760	12,076	493,420	2,610	2,776,180	14,686	50.71	14.29						
11/3/2014	1,937,400	146,150	2,083,550	11,022	551,030	2,915	2,634,580	13,937	54.29	10.71						

Date	Firm		Firm and Interruptible		Firm and Interruptible		Firm and Interruptible		Transportation		Transportation		Total Customer		Average Daily Temp. (°F)	HDD65
	Customer Volumes (Therms)	Customer Volumes (Therms)	Customer Volumes (Therms)	Customer Volumes (Therms)	Customer Volumes (Therms)	Customer Volumes (Therms)	Customer Volumes (Therms)	Customer Volumes (Therms)	Customer Emissions (mtCO ₂ e)	Customer Emissions (mtCO ₂ e)	Customer Emissions (mtCO ₂ e)	Customer Emissions (mtCO ₂ e)	Customer Volumes (Therms)	Customer Emissions (mtCO ₂ e)		
11/4/2014	1,875,810	175,800	2,051,610	10,853	582,090	3,079	2,633,700	13,932	54.46	10.54						
11/5/2014	1,738,050	173,030	1,911,080	10,110	586,620	3,103	2,497,700	13,213	55.67	9.33						
11/6/2014	1,938,210	169,940	2,108,150	11,152	578,350	3,059	2,686,500	14,212	55.29	9.71						
11/7/2014	2,447,360	172,050	2,619,410	13,857	619,190	3,276	3,238,600	17,132	49.33	15.67						
11/8/2014	2,563,370	150,620	2,713,990	14,357	538,430	2,848	3,252,420	17,205	46.54	18.46						
11/9/2014	2,596,450	122,380	2,718,830	14,383	528,410	2,795	3,247,240	17,178	49.17	15.83						
11/10/2014	3,223,520	151,020	3,374,540	17,851	684,990	3,624	4,059,530	21,475	46.96	18.04						
11/11/2014	4,724,120	182,190	4,906,310	25,954	732,720	3,876	5,639,030	29,830	40.50	24.50						
11/12/2014	5,277,020	183,460	5,460,480	28,886	791,970	4,190	6,252,450	33,075	36.58	28.42						
11/13/2014	5,243,880	183,330	5,427,210	28,710	783,300	4,144	6,210,510	32,854	38.42	26.58						
11/14/2014	5,203,140	181,270	5,384,410	28,484	773,770	4,093	6,158,180	32,577	36.54	28.46						
11/15/2014	5,091,200	159,920	5,251,120	27,778	619,850	3,279	5,870,970	31,057	37.29	27.71						
11/16/2014	4,875,090	136,540	5,011,630	26,512	594,520	3,145	5,606,150	29,657	38.25	26.75						
11/17/2014	4,729,360	160,730	4,890,090	25,869	738,080	3,904	5,628,170	29,773	39.75	25.25						
11/18/2014	4,596,860	186,930	4,783,790	25,306	746,690	3,950	5,530,480	29,256	38.04	26.96						
11/19/2014	3,615,800	187,440	3,803,240	20,119	700,840	3,707	4,504,080	23,827	44.21	20.79						
11/20/2014	2,929,570	193,790	3,123,360	16,523	659,460	3,489	3,782,820	20,011	47.42	17.58						
11/21/2014	2,861,700	178,040	3,039,740	16,080	636,640	3,368	3,676,380	19,448	49.21	15.79						
11/22/2014	3,143,520	169,470	3,312,990	17,526	565,050	2,989	3,878,040	20,515	46.04	18.96						
11/23/2014	3,176,480	140,460	3,316,940	17,547	550,320	2,911	3,867,260	20,458	48.00	17.00						
11/24/2014	3,315,710	168,420	3,484,130	18,431	666,860	3,528	4,150,990	21,959	45.33	19.67						
11/25/2014	2,379,880	199,340	2,579,220	13,644	575,400	3,044	3,154,620	16,688	52.88	12.12						
11/26/2014	1,753,680	197,330	1,951,010	10,321	522,210	2,762	2,473,220	13,083	56.08	8.92						
11/27/2014	1,781,380	197,530	1,978,910	10,468	342,110	1,810	2,321,020	12,278	55.17	9.83						
11/28/2014	3,398,300	195,210	3,593,510	19,010	553,700	2,929	4,147,210	21,939	45.50	19.50						
11/29/2014	6,005,960	169,070	6,175,030	32,666	670,760	3,548	6,845,790	36,214	30.50	34.50						
11/30/2014	6,239,180	153,100	6,392,280	33,815	684,630	3,622	7,076,910	37,437	29.29	35.71						
12/1/2014	6,205,010	177,440	6,382,450	33,763	831,750	4,400	7,214,200	38,163	32.17	32.83						
12/2/2014	5,666,920	205,420	5,872,340	31,065	796,740	4,215	6,669,080	35,279	33.79	31.21						
12/3/2014	4,734,400	208,400	4,942,800	26,147	776,400	4,107	5,719,200	30,255	39.83	25.17						
12/4/2014	3,839,030	210,470	4,049,500	21,422	678,840	3,591	4,728,340	25,013	42.88	22.12						
12/5/2014	3,019,160	210,260	3,229,420	17,084	619,830	3,279	3,849,250	20,363	49.25	15.75						
12/6/2014	2,791,530	187,940	2,979,470	15,761	507,510	2,685	3,486,980	18,446	49.04	15.96						
12/7/2014	2,843,880	159,080	3,002,960	15,886	499,710	2,643	3,502,670	18,529	51.46	13.54						
12/8/2014	2,556,420	183,770	2,740,190	14,496	587,930	3,110	3,328,120	17,606	51.79	13.21						
12/9/2014	1,969,850	208,120	2,177,970	11,521	546,660	2,892	2,724,630	14,413	56.21	8.79						
12/10/2014	2,171,540	208,590	2,380,130	12,591	625,820	3,311	3,005,950	15,901	56.29	8.71						
12/11/2014	2,774,250	207,570	2,981,820	15,774	661,520	3,499	3,643,340	19,273	51.88	13.12						
12/12/2014	2,840,750	209,680	3,050,430	16,137	688,270	3,641	3,738,700	19,778	48.58	16.42						
12/13/2014	3,459,370	183,370	3,642,740	19,270	608,920	3,221	4,251,660	22,491	44.79	20.21						
12/14/2014	4,103,790	157,480	4,261,270	22,542	617,890	3,269	4,879,160	25,811	44.17	20.83						
12/15/2014	3,459,380	184,910	3,644,290	19,278	686,700	3,633	4,330,990	22,911	49.29	15.71						
12/16/2014	3,402,660	213,470	3,616,130	19,129	670,240	3,546	4,286,370	22,675	48.17	16.83						
12/17/2014	3,315,110	214,660	3,529,770	18,672	675,230	3,572	4,205,000	22,244	46.17	18.83						

Date	Firm		Firm and Interruptible		Firm and Interruptible		Firm and Interruptible		Transportation		Transportation		Average Daily Temp. (°F)	HDD65
	Customer Volumes (Therms)	Customer Volumes (Therms)	Customer Volumes (Therms)	Customer Emissions (mtCO ₂ e)	Customer Volumes (Therms)	Customer Emissions (mtCO ₂ e)	Customer Volumes (Therms)	Customer Emissions (mtCO ₂ e)	Customer Volumes (Therms)	Customer Emissions (mtCO ₂ e)	Total Customer Volumes (Therms)	Total Customer Emissions (mtCO ₂ e)		
12/18/2014	3,151,430	213,350	3,364,780	17,800	678,990	3,592	4,043,770	21,392	46.50	18.50				
12/19/2014	2,976,630	211,670	3,188,300	16,866	668,400	3,536	3,856,700	20,402	48.08	16.92				
12/20/2014	2,753,820	189,400	2,943,220	15,570	590,050	3,121	3,533,270	18,691	48.25	16.75				
12/21/2014	2,573,050	163,960	2,737,010	14,479	527,240	2,789	3,264,250	17,268	51.42	13.58				
12/22/2014	3,236,450	188,060	3,424,510	18,116	629,700	3,331	4,054,210	21,447	46.83	18.17				
12/23/2014	3,257,180	197,070	3,454,250	18,273	589,680	3,119	4,043,930	21,392	46.17	18.83				
12/24/2014	3,618,910	196,820	3,815,730	20,185	477,100	2,524	4,292,830	22,709	41.29	23.71				
12/25/2014	3,588,300	197,960	3,786,260	20,029	412,640	2,183	4,198,900	22,212	41.00	24.00				
12/26/2014	3,880,720	215,710	4,096,430	21,670	570,390	3,017	4,666,820	24,687	38.79	26.21				
12/27/2014	3,589,930	195,180	3,785,110	20,023	513,980	2,719	4,299,090	22,742	44.29	20.71				
12/28/2014	4,048,070	168,330	4,216,400	22,305	546,130	2,889	4,762,530	25,194	40.83	24.17				
12/29/2014	5,157,790	192,530	5,350,320	28,303	705,630	3,733	6,055,950	32,036	37.88	27.12				
12/30/2014	6,066,800	214,660	6,281,460	33,229	710,780	3,760	6,992,240	36,989	31.96	33.04				
12/31/2014	5,905,030	213,350	6,118,380	32,366	600,770	3,178	6,719,150	35,544	32.21	32.79				
TOTAL	786,843,340	56,213,010	843,056,350	4,459,768	208,664,380	1,103,835	1,051,720,730	5,563,603	N/A	N/A				

Calendar Year 2015

Date	Firm		Firm and Interruptible		Firm and Interruptible		Firm and Interruptible		Transportation		Transportation		Transportation		Average Daily		
	Customer Volumes (Therms)	Customer Volumes (Therms)	Customer Volumes (Therms)	Customer Emissions (mtCO ₂ e)	Customer Volumes (Therms)	Customer Emissions (mtCO ₂ e)	Customer Volumes (Therms)	Customer Emissions (mtCO ₂ e)	Customer Volumes (Therms)	Customer Emissions (mtCO ₂ e)	Customer Volumes (Therms)	Customer Emissions (mtCO ₂ e)	Customer Volumes (Therms)	Customer Emissions (mtCO ₂ e)	Total Customer Volumes (Therms)	Total Customer Emissions (mtCO ₂ e)	Average Daily Temp. (°F)
1/1/2015	5,354,610	214,210	5,568,820	29,459	511,870	2,708	6,080,690	32,167	33.71	31.29							
1/2/2015	4,811,320	212,230	5,023,550	26,575	681,070	3,603	5,704,620	30,177	37.08	27.92							
1/3/2015	4,345,380	212,360	4,557,740	24,110	635,330	3,361	5,193,070	27,471	38.33	26.67							
1/4/2015	3,626,650	190,690	3,817,340	20,194	562,470	2,975	4,379,810	23,169	43.96	21.04							
1/5/2015	2,649,690	157,020	2,806,710	14,847	592,480	3,134	3,399,190	17,982	52.67	12.33							
1/6/2015	3,112,550	180,290	3,292,840	17,419	635,300	3,361	3,928,140	20,780	47.75	17.25							
1/7/2015	3,707,820	207,510	3,915,330	20,712	670,650	3,548	4,585,980	24,260	44.13	20.87							
1/8/2015	4,226,210	206,070	4,432,280	23,447	699,450	3,700	5,131,730	27,147	39.96	25.04							
1/9/2015	3,775,810	205,160	3,980,970	21,059	627,450	3,319	4,608,420	24,379	42.58	22.42							
1/10/2015	3,223,570	202,220	3,425,790	18,122	517,600	2,738	3,943,390	20,861	45.04	19.96							
1/11/2015	3,148,000	179,650	3,327,650	17,603	469,320	2,483	3,796,970	20,086	46.50	18.50							
1/12/2015	3,537,240	150,830	3,688,070	19,510	646,850	3,422	4,334,920	22,932	45.25	19.75							
1/13/2015	4,113,920	177,970	4,291,890	22,704	719,650	3,807	5,011,540	26,511	41.75	23.25							
1/14/2015	4,661,960	208,300	4,870,260	25,764	676,530	3,579	5,546,790	29,343	38.58	26.42							
1/15/2015	4,189,510	203,730	4,393,240	23,240	667,320	3,530	5,060,560	26,770	41.08	23.92							
1/16/2015	3,334,160	201,640	3,535,800	18,704	657,940	3,481	4,193,740	22,185	47.38	17.62							
1/17/2015	3,325,860	202,920	3,528,780	18,667	553,060	2,926	4,081,840	21,593	45.50	19.50							
1/18/2015	3,075,740	179,470	3,255,210	17,220	535,620	2,833	3,790,830	20,053	49.29	15.71							
1/19/2015	3,557,950	156,730	3,714,680	19,651	649,830	3,438	4,364,510	23,088	45.79	19.21							
1/20/2015	4,246,560	181,100	4,427,660	23,422	679,890	3,597	5,107,550	27,019	42.29	22.71							
1/21/2015	4,244,860	204,960	4,449,820	23,540	672,300	3,556	5,122,120	27,096	39.79	25.21							
1/22/2015	3,285,850	204,990	3,490,840	18,467	648,580	3,431	4,139,420	21,898	45.96	19.04							
1/23/2015	2,549,730	177,790	2,727,520	14,429	602,020	3,185	3,329,540	17,613	50.08	14.92							
1/24/2015	1,911,660	148,830	2,060,490	10,900	485,630	2,569	2,546,120	13,469	54.96	10.04							
1/25/2015	2,171,970	172,660	2,344,630	12,403	509,780	2,697	2,854,410	15,100	53.29	11.71							
1/26/2015	2,323,290	209,940	2,533,230	13,401	579,820	3,067	3,113,050	16,468	50.96	14.04							
1/27/2015	2,730,200	207,270	2,937,470	15,539	609,860	3,226	3,547,330	18,765	49.96	15.04							
1/28/2015	3,161,050	201,710	3,362,760	17,789	665,590	3,521	4,028,350	21,310	46.83	18.17							
1/29/2015	3,606,580	197,290	3,803,870	20,122	682,220	3,609	4,486,090	23,731	44.67	20.33							
1/30/2015	3,891,030	177,690	4,068,720	21,524	698,670	3,696	4,767,390	25,219	39.38	25.62							
1/31/2015	3,850,380	148,540	3,998,920	21,154	569,180	3,011	4,568,100	24,165	41.17	23.83							
2/1/2015	3,407,600	170,420	3,578,020	18,928	496,030	2,624	4,074,050	21,552	44.63	20.37							
2/2/2015	3,282,300	203,910	3,486,210	18,442	685,110	3,624	4,171,320	22,066	46.63	18.37							
2/3/2015	3,284,770	201,170	3,485,940	18,441	694,410	3,673	4,180,350	22,114	46.83	18.17							
2/4/2015	3,260,920	195,530	3,456,450	18,285	660,210	3,493	4,116,660	21,777	45.75	19.25							
2/5/2015	2,367,840	198,780	2,566,620	13,577	599,170	3,170	3,165,790	16,747	52.04	12.96							
2/6/2015	2,269,110	170,670	2,439,780	12,906	567,820	3,004	3,007,600	15,910	54.50	10.50							
2/7/2015	2,511,740	141,470	2,653,210	14,035	495,370	2,621	3,148,580	16,656	51.33	13.67							
2/8/2015	2,394,360	165,500	2,559,860	13,542	506,490	2,679	3,066,350	16,221	52.92	12.08							
2/9/2015	2,385,210	199,650	2,584,860	13,674	639,760	3,384	3,224,620	17,058	51.33	13.67							
2/10/2015	2,633,730	197,250	2,830,980	14,976	654,810	3,464	3,485,790	18,440	50.88	14.12							
2/11/2015	2,697,790	210,300	2,908,090	15,384	651,800	3,448	3,559,890	18,832	48.50	16.50							
2/12/2015	2,098,990	210,230	2,309,220	12,216	612,020	3,238	2,921,240	15,453	53.83	11.17							
2/13/2015	1,995,040	207,640	2,202,680	11,652	591,950	3,131	2,794,630	14,784	52.08	12.92							

Date	Firm		Firm and Interruptible		Firm and Interruptible		Firm and Interruptible		Transportation		Transportation		Transportation		Average Daily Temp. (°F)	HDD65
	Customer Volumes (Therms)	Customer Volumes (Therms)	Customer Volumes (Therms)	Customer Volumes (Therms)	Customer Volumes (Therms)	Customer Volumes (Therms)	Customer Volumes (Therms)	Customer Volumes (Therms)	Customer Volumes (Therms)	Customer Volumes (Therms)	Customer Volumes (Therms)	Customer Volumes (Therms)	Customer Volumes (Therms)	Customer Volumes (Therms)		
2/14/2015	2,461,540	205,270	2,666,810	14,107	525,420	2,779	3,192,230	16,887	51.08	13.92						
2/15/2015	3,055,370	182,000	3,237,370	17,126	546,670	2,892	3,784,040	20,018	45.92	19.08						
2/16/2015	3,106,880	152,050	3,258,930	17,240	658,700	3,485	3,917,630	20,724	48.21	16.79						
2/17/2015	2,969,190	202,200	3,171,390	16,777	684,920	3,623	3,856,310	20,400	49.50	15.50						
2/18/2015	2,948,750	201,010	3,149,760	16,662	680,370	3,599	3,830,130	20,261	47.96	17.04						
2/19/2015	2,709,630	198,020	2,907,650	15,381	688,750	3,643	3,596,400	19,025	49.17	15.83						
2/20/2015	2,729,740	171,270	2,901,010	15,346	684,610	3,622	3,585,620	18,968	48.67	16.33						
2/21/2015	3,169,900	138,670	3,308,570	17,502	590,410	3,123	3,898,980	20,626	47.25	17.75						
2/22/2015	3,811,910	161,170	3,973,080	21,018	605,030	3,201	4,578,110	24,218	45.46	19.54						
2/23/2015	3,563,420	197,800	3,761,220	19,897	746,820	3,951	4,508,040	23,848	44.75	20.25						
2/24/2015	3,177,770	196,140	3,373,910	17,848	707,600	3,743	4,081,510	21,591	44.96	20.04						
2/25/2015	3,042,390	199,580	3,241,970	17,150	694,370	3,673	3,936,340	20,823	46.83	18.17						
2/26/2015	2,637,960	200,690	2,838,650	15,016	686,640	3,632	3,525,290	18,649	48.71	16.29						
2/27/2015	3,031,000	166,430	3,197,430	16,914	668,460	3,536	3,865,890	20,451	47.63	17.37						
2/28/2015	3,356,390	134,060	3,490,450	18,464	584,640	3,093	4,075,090	21,557	46.08	18.92						
3/1/2015	3,274,270	151,880	3,426,150	18,124	589,260	3,117	4,015,410	21,242	44.13	20.87						
3/2/2015	3,562,210	181,470	3,743,680	19,804	750,210	3,969	4,493,890	23,773	45.17	19.83						
3/3/2015	4,027,010	183,660	4,210,670	22,274	746,830	3,951	4,957,500	26,225	41.83	23.17						
3/4/2015	3,722,680	181,910	3,904,590	20,655	731,030	3,867	4,635,620	24,522	43.29	21.71						
3/5/2015	3,153,760	182,850	3,336,610	17,651	715,590	3,785	4,052,200	21,436	46.58	18.42						
3/6/2015	2,935,680	158,650	3,094,330	16,369	593,910	3,142	3,688,240	19,511	48.38	16.62						
3/7/2015	2,462,390	125,790	2,588,180	13,691	530,190	2,805	3,118,370	16,496	49.96	15.04						
3/8/2015	2,238,630	148,330	2,386,960	12,627	648,370	3,430	3,035,330	16,057	50.71	14.29						
3/9/2015	2,506,150	174,990	2,681,140	14,183	648,000	3,428	3,329,140	17,611	48.67	16.33						
3/10/2015	2,375,170	174,970	2,550,140	13,490	631,200	3,339	3,181,340	16,829	48.13	16.87						
3/11/2015	2,137,590	176,020	2,313,610	12,239	631,200	3,339	2,944,810	15,578	53.42	11.58						
3/12/2015	1,681,380	174,730	1,856,110	9,819	642,530	3,399	2,498,640	13,218	56.83	8.17						
3/13/2015	1,678,350	150,140	1,828,490	9,673	597,900	3,163	2,426,390	12,836	55.17	9.83						
3/14/2015	1,864,910	120,980	1,985,890	10,505	549,980	2,909	2,535,870	13,415	53.92	11.08						
3/15/2015	3,036,410	145,590	3,182,000	16,833	556,140	2,942	3,738,140	19,775	46.79	18.21						
3/16/2015	2,581,520	177,430	2,758,950	14,595	631,240	3,339	3,390,190	17,934	48.75	16.25						
3/17/2015	2,627,400	176,510	2,803,910	14,833	682,180	3,609	3,486,090	18,441	48.25	16.75						
3/18/2015	2,128,940	175,430	2,304,370	12,190	709,340	3,752	3,013,710	15,943	52.17	12.83						
3/19/2015	2,128,230	173,380	2,301,610	12,176	706,640	3,738	3,008,250	15,914	52.54	12.46						
3/20/2015	2,083,770	146,500	2,230,270	11,798	631,600	3,341	2,861,870	15,139	52.08	12.92						
3/21/2015	2,228,950	122,070	2,351,020	12,437	559,890	2,962	2,910,910	15,399	51.38	13.62						
3/22/2015	2,864,440	143,200	3,007,640	15,910	584,810	3,094	3,592,450	19,004	47.67	17.33						
3/23/2015	3,130,000	173,050	3,303,050	17,473	719,510	3,806	4,022,560	21,279	45.92	19.08						
3/24/2015	2,620,610	174,820	2,795,430	14,788	726,610	3,844	3,522,040	18,632	48.08	16.92						
3/25/2015	2,333,020	175,510	2,508,530	13,270	671,330	3,551	3,179,860	16,821	51.83	13.17						
3/26/2015	1,372,640	176,730	1,549,370	8,196	625,170	3,307	2,174,540	11,503	59.17	5.83						
3/27/2015	1,461,370	149,950	1,611,320	8,524	599,720	3,173	2,211,040	11,696	55.67	9.33						
3/28/2015	1,772,150	117,750	1,889,900	9,998	518,290	2,742	2,408,190	12,739	52.88	12.12						

Date	Firm		Firm and Interruptible		Firm and Interruptible		Firm and Interruptible		Transportation		Transportation		Total Customer		Average Daily Temp. (°F)	HDD65
	Customer Volumes (Therms)	Customer Volumes (Therms)	Customer Volumes (Therms)	Customer Emissions (mtCO ₂ e)	Customer Volumes (Therms)	Customer Emissions (mtCO ₂ e)	Customer Volumes (Therms)	Customer Emissions (mtCO ₂ e)	Customer Volumes (Therms)	Customer Emissions (mtCO ₂ e)	Customer Volumes (Therms)	Customer Emissions (mtCO ₂ e)	Customer Volumes (Therms)	Customer Emissions (mtCO ₂ e)		
3/29/2015	1,819,030	135,180	1,954,210	10,338	510,610	2,701	2,464,820	13,039	53.88	11.12						
3/30/2015	1,458,610	163,590	1,622,200	8,581	637,540	3,373	2,259,740	11,954	56.21	8.79						
3/31/2015	2,558,000	163,430	2,721,430	14,396	685,570	3,627	3,407,000	18,023	46.06	16.04						
4/1/2015	2,750,970	165,930	2,916,900	15,430	685,320	3,625	3,602,220	19,056	48.98	18.92						
4/2/2015	2,457,480	164,590	2,622,070	13,871	682,790	3,612	3,304,860	17,483	48.17	16.83						
4/3/2015	2,962,160	143,000	3,105,160	16,426	692,310	3,662	3,797,470	20,089	45.88	19.12						
4/4/2015	2,646,220	110,930	2,757,150	14,585	560,460	2,965	3,317,610	17,550	47.08	17.92						
4/5/2015	2,368,540	130,700	2,499,240	13,221	535,910	2,835	3,035,150	16,056	48.50	16.50						
4/6/2015	2,454,510	159,310	2,613,820	13,827	627,100	3,317	3,240,920	17,144	49.13	15.87						
4/7/2015	2,418,370	159,910	2,578,280	13,639	615,290	3,255	3,193,570	16,894	49.63	15.37						
4/8/2015	1,957,280	159,410	2,116,690	11,197	628,230	3,323	2,744,920	14,521	51.25	13.75						
4/9/2015	1,781,980	157,800	1,939,780	10,261	616,150	3,259	2,555,930	13,521	52.13	12.87						
4/10/2015	2,263,470	131,940	2,395,410	12,672	602,550	3,187	2,997,960	15,859	50.29	14.71						
4/11/2015	2,669,430	99,870	2,769,300	14,650	505,390	2,674	3,274,690	17,323	47.04	17.96						
4/12/2015	2,446,160	123,170	2,569,330	17,639	489,430	2,589	3,058,760	16,181	48.58	16.42						
4/13/2015	3,176,620	157,870	3,334,490	17,639	651,420	3,446	3,985,910	21,085	45.17	19.83						
4/14/2015	3,004,450	155,280	3,159,730	16,715	693,100	3,666	3,852,830	20,381	43.75	21.25						
4/15/2015	2,547,100	152,390	2,699,490	14,280	702,030	3,714	3,401,520	17,994	47.33	17.67						
4/16/2015	1,966,440	148,740	2,115,180	11,189	649,660	3,437	2,764,840	14,626	52.42	12.58						
4/17/2015	1,581,460	132,300	1,713,760	9,066	564,130	2,984	2,277,890	12,050	55.38	9.62						
4/18/2015	1,551,440	101,380	1,652,820	8,743	461,810	2,443	2,114,630	11,186	55.79	9.21						
4/19/2015	1,472,980	120,410	1,593,390	8,429	469,710	2,485	2,063,100	10,914	57.83	7.17						
4/20/2015	1,199,250	145,490	1,344,740	7,114	597,110	3,159	1,941,850	10,272	60.50	4.50						
4/21/2015	1,761,690	153,660	1,915,350	10,132	662,060	3,502	2,577,410	13,634	53.75	11.25						
4/22/2015	1,972,740	152,990	2,125,730	11,245	635,170	3,360	2,760,900	14,605	49.46	15.54						
4/23/2015	2,564,500	149,660	2,714,160	14,358	652,280	3,451	3,366,440	17,808	47.46	17.54						
4/24/2015	2,442,670	125,500	2,568,170	13,586	605,550	3,203	3,173,720	16,789	47.42	17.58						
4/25/2015	2,325,870	92,620	2,418,490	12,794	503,960	2,666	2,922,450	15,460	48.08	16.92						
4/26/2015	1,754,730	112,350	1,867,080	9,877	693,100	3,666	2,560,180	13,543	50.42	14.58						
4/27/2015	1,066,110	142,290	1,208,400	6,392	567,110	3,000	1,775,510	9,392	62.71	2.29						
4/28/2015	1,680,810	145,110	1,825,920	9,659	628,720	3,326	2,454,640	12,985	54.13	10.87						
4/29/2015	1,658,100	145,590	1,803,690	9,542	651,660	3,447	2,455,350	12,989	53.13	11.87						
4/30/2015	1,469,130	142,440	1,611,570	8,525	635,140	3,360	2,246,710	11,885	53.50	11.50						
5/1/2015	1,346,690	105,310	1,452,000	7,681	586,560	3,103	2,038,560	10,784	56.54	8.46						
5/2/2015	1,472,200	77,290	1,549,490	8,197	483,640	2,558	2,033,130	10,755	55.21	9.79						
5/3/2015	1,426,570	100,220	1,526,790	8,077	479,260	2,535	2,006,050	10,612	56.96	8.04						
5/4/2015	1,487,640	126,580	1,614,220	8,539	636,770	3,369	2,250,990	11,908	53.13	11.87						
5/5/2015	2,049,370	126,770	2,176,140	11,512	677,700	3,585	2,853,840	15,097	50.67	14.33						
5/6/2015	1,970,380	128,670	2,099,050	11,104	640,840	3,390	2,739,890	14,494	52.08	12.92						
5/7/2015	1,481,640	126,190	1,607,830	8,505	620,510	3,282	2,228,340	11,788	56.63	8.37						
5/8/2015	1,145,970	104,810	1,250,780	6,617	583,090	3,085	1,833,870	9,701	61.54	3.46						
5/9/2015	971,200	74,220	1,045,420	5,530	445,250	2,355	1,490,670	7,886	64.83	0.17						
5/10/2015	1,013,430	93,950	1,107,380	5,858	454,880	2,406	1,562,260	8,264	58.92	6.08						
5/11/2015	1,436,350	125,090	1,561,440	8,260	626,460	3,314	2,187,900	11,574	53.33	11.67						

Date	Firm		Firm and Interruptible		Firm and Interruptible		Firm and Interruptible		Transportation		Transportation		Total Customer		Average Daily Temp. (°F)	HDD65
	Customer Volumes (Therms)	Customer Volumes (Therms)	Customer Volumes (Therms)	Customer Volumes (Therms)	Customer Volumes (Therms)	Customer Volumes (Therms)	Customer Volumes (Therms)	Customer Volumes (Therms)	Customer Emissions (mtCO ₂ e)	Customer Emissions (mtCO ₂ e)	Customer Emissions (mtCO ₂ e)	Customer Emissions (mtCO ₂ e)	Customer Volumes (Therms)	Customer Emissions (mtCO ₂ e)		
5/12/2015	1,506,670	123,270	1,629,940	8,622	639,510	3,383	2,269,450	12,005	53.71	11.29						
5/13/2015	1,876,510	124,540	2,001,050	10,586	646,740	3,421	2,647,790	14,007	51.92	13.08						
5/14/2015	1,470,200	117,480	1,587,680	8,399	612,170	3,238	2,199,850	11,637	55.21	9.79						
5/15/2015	1,241,520	94,180	1,335,700	7,066	617,150	3,265	1,952,850	10,331	55.75	9.25						
5/16/2015	1,386,000	61,150	1,447,150	7,655	485,780	2,570	1,932,930	10,225	55.50	9.50						
5/17/2015	1,207,970	88,020	1,295,990	6,856	479,110	2,534	1,775,100	9,390	58.08	6.92						
5/18/2015	959,650	119,670	1,079,320	5,710	604,600	3,198	1,683,920	8,908	64.58	0.42						
5/19/2015	944,520	119,550	1,064,070	5,629	632,650	3,347	1,696,720	8,976	60.25	4.75						
5/20/2015	1,014,420	123,260	1,137,680	6,018	596,210	3,154	1,733,890	9,172	59.08	5.92						
5/21/2015	849,190	121,350	970,540	5,134	606,000	3,206	1,576,540	8,340	65.00	0.00						
5/22/2015	1,042,260	95,440	1,137,700	6,018	562,440	2,975	1,700,140	8,994	56.33	8.67						
5/23/2015	1,168,860	61,140	1,230,000	6,507	445,550	2,357	1,675,550	8,864	56.50	8.50						
5/24/2015	1,112,460	79,670	1,192,130	6,306	428,810	2,268	1,620,940	8,575	56.96	8.04						
5/25/2015	1,233,190	115,110	1,348,300	7,133	497,110	2,630	1,845,410	9,762	55.67	9.33						
5/26/2015	1,037,880	115,480	1,153,360	6,101	613,220	3,244	1,766,580	9,345	60.33	4.67						
5/27/2015	908,410	116,890	1,025,300	5,424	586,130	3,101	1,611,430	8,524	64.25	0.75						
5/28/2015	832,960	116,070	949,030	5,020	598,330	3,165	1,547,360	8,186	67.54	0.00						
5/29/2015	824,590	90,010	914,600	4,838	597,890	3,163	1,512,490	8,001	66.08	0.00						
5/30/2015	901,570	57,310	958,880	5,072	505,500	2,674	1,464,380	7,747	59.83	5.17						
5/31/2015	886,660	79,230	965,890	5,110	462,140	2,445	1,428,030	7,554	63.04	1.96						
6/1/2015	1,137,030	100,370	1,237,400	6,546	599,960	3,174	1,837,360	9,720	56.54	8.46						
6/2/2015	1,182,940	98,030	1,280,970	6,776	620,960	3,285	1,901,930	10,061	57.50	7.50						
6/3/2015	1,145,600	97,090	1,242,690	6,574	619,140	3,275	1,861,830	9,849	59.33	5.67						
6/4/2015	989,790	97,520	1,087,310	5,752	614,430	3,250	1,701,740	9,002	62.54	2.46						
6/5/2015	872,300	77,470	949,770	5,024	540,430	2,859	1,490,200	7,883	68.21	0.00						
6/6/2015	808,920	48,770	857,690	4,537	447,260	2,366	1,304,950	6,903	71.08	0.00						
6/7/2015	763,730	74,300	838,030	4,433	447,450	2,367	1,285,480	6,800	74.50	0.00						
6/8/2015	775,390	103,270	878,660	4,648	549,420	2,906	1,428,080	7,555	73.25	0.00						
6/9/2015	788,030	102,970	891,000	4,713	566,170	2,995	1,457,170	7,708	70.50	0.00						
6/10/2015	832,770	102,870	935,640	4,950	592,640	3,135	1,528,280	8,085	63.63	1.37						
6/11/2015	833,090	100,050	933,140	4,936	568,020	3,005	1,501,160	7,941	62.71	2.29						
6/12/2015	940,280	73,760	1,014,040	5,364	568,160	3,006	1,582,200	8,370	59.33	5.67						
6/13/2015	902,470	42,370	944,840	4,998	453,260	2,398	1,398,100	7,396	61.46	3.54						
6/14/2015	811,050	68,690	879,740	4,654	461,300	2,440	1,341,040	7,094	68.25	0.00						
6/15/2015	775,360	100,250	875,610	4,632	558,770	2,956	1,434,380	7,588	71.75	0.00						
6/16/2015	843,160	99,590	942,750	4,987	621,260	3,286	1,564,010	8,274	61.67	3.33						
6/17/2015	832,350	97,750	930,100	4,920	599,440	3,171	1,529,540	8,091	63.63	1.37						
6/18/2015	809,600	96,170	905,770	4,792	554,830	2,935	1,460,600	7,727	64.92	0.08						
6/19/2015	843,410	72,330	915,740	4,844	547,640	2,897	1,463,380	7,741	63.33	1.67						
6/20/2015	830,820	38,360	869,180	4,598	487,080	2,577	1,356,260	7,175	65.33	0.00						
6/21/2015	792,680	60,150	852,830	4,511	471,920	2,496	1,324,750	7,008	67.17	0.00						
6/22/2015	802,260	95,160	897,420	4,747	598,550	3,166	1,495,970	7,914	64.42	0.58						
6/23/2015	764,990	93,860	858,850	4,543	596,210	3,154	1,455,060	7,697	65.83	0.00						
6/24/2015	767,310	92,050	859,360	4,546	615,260	3,255	1,474,620	7,801	69.67	0.00						

Date	Firm		Firm and Interruptible		Firm and Interruptible		Firm and Interruptible		Transportation		Transportation		Total Customer		Average Daily Temp. (°F)	HDD65
	Customer Volumes (Therms)	Customer Volumes (Therms)	Customer Volumes (Therms)	Customer Emissions (mtCO ₂ e)	Customer Volumes (Therms)	Customer Emissions (mtCO ₂ e)	Customer Volumes (Therms)	Customer Emissions (mtCO ₂ e)	Customer Volumes (Therms)	Customer Emissions (mtCO ₂ e)	Customer Volumes (Therms)	Customer Emissions (mtCO ₂ e)	Customer Volumes (Therms)	Customer Emissions (mtCO ₂ e)		
6/25/2015	701,180	87,760	788,940	4,173	603,590	3,193	1,392,530	7,366	73.29	0.00						
6/26/2015	685,540	64,570	750,110	3,968	551,360	2,917	1,301,470	6,885	76.21	0.00						
6/27/2015	669,310	31,920	701,230	3,710	474,310	2,509	1,175,540	6,219	78.67	0.00						
6/28/2015	670,810	55,930	726,740	3,844	482,670	2,553	1,209,410	6,398	73.46	0.00						
6/29/2015	668,510	87,790	756,300	4,001	601,650	3,183	1,357,950	7,184	73.21	0.00						
6/30/2015	671,840	87,620	759,460	4,018	609,470	3,224	1,368,930	7,242	71.54	0.00						
7/1/2015	658,900	85,910	744,810	3,940	610,380	3,229	1,355,190	7,169	77.00	0.00						
7/2/2015	621,790	84,060	705,850	3,734	516,160	2,730	1,222,010	6,464	80.38	0.00						
7/3/2015	618,480	55,850	674,330	3,567	388,000	2,053	1,062,330	5,620	78.88	0.00						
7/4/2015	596,220	30,570	626,790	3,316	305,460	1,616	932,250	4,932	76.04	0.00						
7/5/2015	612,150	53,900	666,050	3,523	404,680	2,141	1,070,730	5,664	77.88	0.00						
7/6/2015	669,520	82,570	752,090	3,979	557,050	2,947	1,309,140	6,925	71.04	0.00						
7/7/2015	699,470	82,070	781,540	4,134	542,370	2,869	1,323,910	7,003	66.71	0.00						
7/8/2015	690,930	81,200	772,130	4,085	539,790	2,855	1,311,920	6,940	70.75	0.00						
7/9/2015	684,010	80,260	764,270	4,043	549,100	2,905	1,313,370	6,948	68.83	0.00						
7/10/2015	748,910	57,220	806,130	4,264	508,290	2,689	1,314,420	6,953	64.58	0.42						
7/11/2015	753,490	24,820	778,310	4,117	450,750	2,384	1,229,060	6,502	64.71	0.29						
7/12/2015	702,120	48,860	750,980	3,973	468,880	2,480	1,219,860	6,453	68.75	0.00						
7/13/2015	723,170	80,830	804,000	4,253	582,520	3,082	1,386,520	7,355	67.88	0.00						
7/14/2015	724,540	80,540	805,080	4,259	573,290	3,033	1,378,370	7,292	70.04	0.00						
7/15/2015	725,680	81,550	807,230	4,270	596,600	3,156	1,403,830	7,426	68.17	0.00						
7/16/2015	746,720	79,850	826,570	4,373	554,010	2,931	1,380,580	7,303	68.33	0.00						
7/17/2015	732,870	56,300	789,170	4,175	528,150	2,794	1,317,320	6,969	70.25	0.00						
7/18/2015	670,970	24,460	695,430	3,679	452,930	2,396	1,148,360	6,075	77.83	0.00						
7/19/2015	629,700	47,340	677,040	3,582	419,870	2,221	1,096,910	5,803	79.54	0.00						
7/20/2015	692,900	77,400	770,300	4,075	542,870	2,872	1,313,170	6,947	68.71	0.00						
7/21/2015	743,400	77,270	820,670	4,341	528,720	2,797	1,349,390	7,138	65.63	0.00						
7/22/2015	744,790	79,300	824,090	4,359	562,000	2,973	1,386,090	7,332	64.92	0.08						
7/23/2015	747,070	77,880	824,950	4,364	526,750	2,787	1,351,700	7,150	66.54	0.00						
7/24/2015	757,950	53,690	811,640	4,294	557,620	2,950	1,369,260	7,243	64.67	0.33						
7/25/2015	810,650	24,090	834,740	4,416	475,480	2,515	1,310,220	6,931	63.33	1.67						
7/26/2015	824,930	47,010	871,940	4,613	490,200	2,593	1,362,140	7,206	61.29	3.71						
7/27/2015	804,290	77,010	881,300	4,662	595,380	3,150	1,476,680	7,812	63.63	1.37						
7/28/2015	742,390	78,140	820,530	4,341	557,270	2,948	1,377,800	7,289	69.46	0.00						
7/29/2015	711,870	78,840	790,710	4,183	568,400	3,007	1,359,110	7,190	74.75	0.00						
7/30/2015	677,060	78,790	755,850	3,998	556,420	2,943	1,312,270	6,942	79.08	0.00						
7/31/2015	677,880	56,640	734,520	3,886	524,880	2,777	1,259,400	6,662	79.50	0.00						
8/1/2015	675,020	24,810	699,830	3,702	447,610	2,368	1,147,440	6,070	77.21	0.00						
8/2/2015	658,300	47,230	705,530	3,732	450,910	2,385	1,156,440	6,118	74.79	0.00						
8/3/2015	692,670	76,180	768,850	4,067	559,550	2,960	1,328,400	7,027	70.25	0.00						
8/4/2015	735,530	75,900	811,430	4,292	582,570	3,082	1,394,000	7,374	66.21	0.00						
8/5/2015	783,990	78,310	862,300	4,562	600,770	3,178	1,463,070	7,740	62.92	2.08						
8/6/2015	744,800	79,080	823,880	4,358	552,740	2,924	1,376,620	7,282	66.88	0.00						
8/7/2015	713,950	54,550	768,500	4,065	553,710	2,929	1,322,210	6,994	70.38	0.00						

Date	Firm		Interruptible		Firm and Interruptible		Firm and Interruptible		Transportation		Transportation		Total Customer		Average Daily Temp. (°F)	HDD65
	Customer Volumes (Therms)	Customer Volumes (Therms)	Customer Volumes (Therms)	Customer Volumes (Therms)	Customer Emissions (mtCO ₂ e)	Customer Emissions (mtCO ₂ e)	Customer Volumes (Therms)	Customer Emissions (mtCO ₂ e)	Customer Volumes (Therms)	Customer Emissions (mtCO ₂ e)	Customer Volumes (Therms)	Customer Emissions (mtCO ₂ e)	Customer Volumes (Therms)	Customer Emissions (mtCO ₂ e)		
8/8/2015	729,770	22,530	752,300	3,980	447,290	2,366	1,199,590	6,346	66.21	0.00						
8/9/2015	687,460	46,610	734,070	3,883	469,170	2,482	1,203,240	6,365	69.75	0.00						
8/10/2015	680,270	78,170	758,440	4,012	537,780	2,845	1,296,220	6,857	71.63	0.00						
8/11/2015	682,570	78,210	760,780	4,025	539,580	2,854	1,300,360	6,879	74.50	0.00						
8/12/2015	678,150	78,500	756,650	4,003	556,960	2,946	1,313,610	6,949	73.50	0.00						
8/13/2015	619,080	76,320	695,400	3,679	628,010	3,322	1,323,410	7,001	70.54	0.00						
8/14/2015	815,800	52,180	867,980	4,592	528,960	2,798	1,396,940	7,390	61.17	3.83						
8/15/2015	828,290	22,960	851,250	4,503	418,470	2,214	1,269,720	6,717	63.63	1.37						
8/16/2015	759,630	47,060	806,690	4,267	427,730	2,263	1,234,420	6,530	66.21	0.00						
8/17/2015	737,440	76,870	814,310	4,308	536,160	2,836	1,350,470	7,144	69.17	0.00						
8/18/2015	695,670	79,670	775,340	4,102	512,370	2,710	1,287,710	6,812	73.08	0.00						
8/19/2015	687,880	79,930	767,810	4,062	559,230	2,958	1,327,040	7,020	74.71	0.00						
8/20/2015	742,180	79,650	821,830	4,347	534,590	2,828	1,356,420	7,175	63.79	1.21						
8/21/2015	785,660	55,420	841,080	4,449	542,090	2,868	1,383,170	7,317	63.29	1.71						
8/22/2015	792,560	24,550	817,110	4,323	449,550	2,378	1,266,660	6,701	65.96	0.00						
8/23/2015	752,790	48,370	801,160	4,238	454,660	2,405	1,255,820	6,643	68.38	0.00						
8/24/2015	789,410	79,650	869,060	4,597	620,880	3,284	1,489,940	7,882	63.58	1.42						
8/25/2015	792,000	79,530	871,530	4,610	607,620	3,214	1,479,150	7,825	65.92	0.00						
8/26/2015	745,830	80,090	825,920	4,369	594,590	3,145	1,420,510	7,514	69.13	0.00						
8/27/2015	706,720	78,640	785,360	4,155	550,690	2,913	1,336,050	7,068	70.79	0.00						
8/28/2015	717,070	55,280	772,350	4,086	528,340	2,795	1,300,690	6,881	67.63	0.00						
8/29/2015	771,460	25,540	797,000	4,216	431,660	2,283	1,228,660	6,500	64.50	0.50						
8/30/2015	821,140	49,810	870,950	4,607	472,190	2,498	1,343,140	7,105	60.96	4.04						
8/31/2015	872,380	80,610	952,990	5,041	550,800	2,914	1,503,790	7,955	62.83	2.17						
9/1/2015	924,610	88,090	1,012,700	5,357	583,520	3,087	1,596,220	8,444	61.08	3.92						
9/2/2015	968,130	86,750	1,054,880	5,580	610,560	3,230	1,665,440	8,810	59.04	5.96						
9/3/2015	1,047,230	86,700	1,133,930	5,998	596,410	3,155	1,730,340	9,153	57.13	7.87						
9/4/2015	1,229,250	65,310	1,294,560	6,848	575,120	3,042	1,869,680	9,891	55.42	9.58						
9/5/2015	1,112,930	35,700	1,148,630	6,076	438,000	2,317	1,586,630	8,393	57.08	7.92						
9/6/2015	1,103,280	59,300	1,162,580	6,150	410,960	2,174	1,573,540	8,324	56.96	8.04						
9/7/2015	893,660	84,330	977,990	5,174	424,440	2,245	1,402,430	7,419	61.71	3.29						
9/8/2015	845,880	91,210	937,090	4,957	572,260	3,027	1,509,350	7,984	63.75	1.25						
9/9/2015	797,590	91,580	889,170	4,704	622,130	3,291	1,511,300	7,995	66.13	0.00						
9/10/2015	802,590	90,360	892,950	4,724	594,940	3,147	1,487,890	7,871	66.04	0.00						
9/11/2015	757,560	67,340	824,900	4,364	559,690	2,961	1,384,590	7,324	69.21	0.00						
9/12/2015	757,930	37,290	795,220	4,207	468,390	2,478	1,263,610	6,684	68.96	0.00						
9/13/2015	888,840	60,790	949,630	5,024	463,660	2,453	1,413,290	7,476	60.67	4.33						
9/14/2015	1,165,580	90,820	1,256,400	6,646	623,760	3,300	1,880,160	9,946	55.88	9.12						
9/15/2015	1,231,480	96,250	1,327,730	7,024	676,750	3,580	2,004,480	10,604	55.96	9.04						
9/16/2015	1,059,990	98,240	1,158,230	6,127	643,140	3,402	1,801,370	9,529	58.50	6.50						
9/17/2015	1,096,150	97,420	1,193,570	6,314	626,000	3,312	1,819,570	9,626	59.33	5.67						
9/18/2015	979,790	73,070	1,052,860	5,570	613,460	3,245	1,666,320	8,815	61.08	3.92						
9/19/2015	870,200	42,650	912,850	4,829	514,540	2,722	1,427,390	7,551	63.08	1.92						
9/20/2015	849,550	68,410	917,960	4,856	505,490	2,674	1,423,450	7,530	65.17	0.00						

Date	Firm		Firm and Interruptible		Firm and Interruptible		Firm and Interruptible		Transportation		Transportation		Transportation		Average Daily Temp. (°F)	HDD65
	Customer Volumes (Therms)	Customer Volumes (Therms)	Customer Volumes (Therms)	Customer Volumes (Therms)	Customer Volumes (Therms)	Customer Volumes (Therms)	Customer Volumes (Therms)	Customer Volumes (Therms)	Customer Volumes (Therms)	Customer Volumes (Therms)	Customer Volumes (Therms)	Customer Volumes (Therms)	Customer Volumes (Therms)	Customer Volumes (Therms)		
9/21/2015	1,142,520	95,060	1,237,580	6,547	671,620	3,553	1,909,200	10,100	57.21	57.21	7.79					
9/22/2015	1,368,320	95,890	1,464,210	7,746	661,280	3,498	2,125,490	11,244	56.17	56.17	8.83					
9/23/2015	1,188,550	98,240	1,286,790	6,800	644,260	3,408	1,931,050	10,215	57.67	57.67	7.33					
9/24/2015	928,370	99,960	1,028,330	5,440	611,960	3,237	1,640,290	8,677	62.25	62.25	2.75					
9/25/2015	1,172,170	74,610	1,246,780	6,595	603,690	3,194	1,850,470	9,789	57.17	57.17	7.83					
9/26/2015	1,413,000	45,680	1,458,680	7,716	512,120	2,709	1,970,800	10,426	56.29	56.29	8.71					
9/27/2015	1,613,650	66,000	1,679,650	8,885	508,310	2,689	2,187,960	11,574	54.04	54.04	10.96					
9/28/2015	1,414,640	96,890	1,511,530	7,996	658,730	3,485	2,170,260	11,481	57.63	57.63	7.37					
9/29/2015	1,234,720	98,910	1,333,630	7,055	621,830	3,289	1,955,460	10,344	59.54	59.54	5.46					
9/30/2015	1,370,490	103,080	1,473,570	7,795	674,320	3,567	2,147,890	11,362	55.71	55.71	9.29					
10/1/2015	1,196,050	123,440	1,319,490	6,980	667,460	3,531	1,986,950	10,511	58.38	58.38	6.62					
10/2/2015	1,418,720	102,470	1,521,190	8,047	603,730	3,194	2,124,920	11,241	55.54	55.54	9.46					
10/3/2015	1,329,370	73,840	1,403,210	7,423	500,080	2,645	1,903,290	10,068	58.38	58.38	6.62					
10/4/2015	1,292,740	96,800	1,389,540	7,351	522,550	2,764	1,912,090	10,115	60.25	60.25	4.75					
10/5/2015	1,174,860	128,010	1,302,870	6,892	627,380	3,319	1,930,250	10,211	59.92	59.92	5.08					
10/6/2015	1,221,350	125,800	1,347,150	7,126	612,980	3,243	1,960,140	10,369	57.92	57.92	7.08					
10/7/2015	1,250,050	127,200	1,377,250	7,286	611,380	3,234	1,988,630	10,520	58.38	58.38	6.62					
10/8/2015	1,077,560	133,040	1,210,600	6,404	633,610	3,352	1,844,210	9,756	60.67	60.67	4.33					
10/9/2015	1,014,040	107,730	1,121,770	5,934	575,770	3,046	1,697,540	8,980	61.33	61.33	3.67					
10/10/2015	1,107,530	79,570	1,187,100	6,280	488,380	2,584	1,675,480	8,863	61.21	61.21	3.79					
10/11/2015	1,259,420	105,420	1,364,840	7,220	446,200	2,360	1,811,040	9,580	57.83	57.83	7.17					
10/12/2015	1,268,890	136,200	1,405,090	7,433	591,440	3,129	1,996,530	10,562	58.00	58.00	7.00					
10/13/2015	1,478,580	135,920	1,614,500	8,541	647,010	3,423	2,261,510	11,963	55.50	55.50	9.50					
10/14/2015	1,859,230	139,780	1,999,010	10,575	680,670	3,601	2,679,680	14,176	52.46	52.46	12.54					
10/15/2015	1,543,100	141,970	1,685,070	8,914	643,600	3,405	2,328,670	12,319	56.71	56.71	8.29					
10/16/2015	1,270,390	119,190	1,389,580	7,351	585,360	3,097	1,974,940	10,447	57.50	57.50	7.50					
10/17/2015	1,155,670	85,420	1,241,090	6,565	474,970	2,513	1,716,060	9,078	57.92	57.92	7.08					
10/18/2015	1,248,750	112,710	1,361,460	7,202	461,220	2,440	1,822,680	9,642	57.33	57.33	6.67					
10/19/2015	1,191,320	139,800	1,331,120	7,042	595,750	3,152	1,926,870	10,193	58.58	58.58	6.42					
10/20/2015	1,488,190	142,520	1,630,710	8,626	637,500	3,372	2,268,210	11,999	57.04	57.04	7.96					
10/21/2015	1,717,540	145,060	1,862,600	9,853	621,240	3,286	2,483,840	13,140	53.42	53.42	11.58					
10/22/2015	1,911,230	143,980	2,055,210	10,872	633,100	3,349	2,688,310	14,221	53.67	53.67	11.33					
10/23/2015	2,259,470	122,070	2,381,540	12,598	624,400	3,303	3,005,940	15,901	50.33	50.33	14.67					
10/24/2015	2,163,620	94,460	2,258,080	11,945	505,070	2,672	2,763,150	14,617	50.71	50.71	14.29					
10/25/2015	1,818,760	118,810	1,937,570	10,250	473,160	2,503	2,410,730	12,753	55.75	55.75	9.25					
10/26/2015	2,130,200	150,640	2,280,840	12,066	639,120	3,381	2,919,960	15,447	53.13	53.13	11.87					
10/27/2015	1,911,940	154,960	2,066,900	10,934	633,550	3,351	2,700,450	14,285	53.25	53.25	11.75					
10/28/2015	1,894,260	155,710	2,049,970	10,844	635,000	3,359	2,684,970	14,203	54.13	54.13	10.87					
10/29/2015	1,642,010	155,930	1,797,940	9,511	614,210	3,249	2,412,150	12,760	56.17	56.17	8.83					
10/30/2015	1,354,840	131,520	1,486,360	7,863	630,250	3,334	2,116,610	11,197	57.79	57.79	7.21					
10/31/2015	1,875,320	102,970	1,978,290	10,465	506,660	2,680	2,484,950	13,145	56.17	56.17	8.83					
11/1/2015	2,324,980	135,570	2,460,550	13,016	490,430	2,594	2,950,980	15,611	51.48	51.48	13.52					
11/2/2015	2,596,450	167,640	2,764,090	14,622	664,460	3,515	3,428,550	18,137	49.42	49.42	15.58					
11/3/2015	3,221,010	164,850	3,385,860	17,911	732,270	3,874	4,118,130	21,785	46.17	46.17	18.83					

Date	Firm		Firm and Interruptible		Firm and Interruptible		Firm and Interruptible		Transportation		Transportation		Transportation		Average Daily Temp. (°F)	HDD65
	Customer Volumes (Therms)	Customer Volumes (Therms)	Customer Volumes (Therms)	Customer Volumes (Therms)	Customer Volumes (Therms)	Customer Volumes (Therms)	Customer Volumes (Therms)	Customer Volumes (Therms)	Customer Volumes (Therms)	Customer Volumes (Therms)	Customer Volumes (Therms)	Customer Volumes (Therms)	Customer Volumes (Therms)	Customer Volumes (Therms)		
11/4/2015	3,009,640	167,780	3,177,420	16,809	712,950	3,772	3,890,370	20,580	44.21	20.79						
11/5/2015	2,704,030	166,830	2,870,860	15,187	681,070	3,603	3,551,930	18,790	48.83	16.17						
11/6/2015	2,158,090	142,050	2,300,140	12,168	644,560	3,410	2,944,700	15,577	51.96	13.04						
11/7/2015	2,223,460	108,830	2,332,290	12,338	597,100	3,159	2,929,390	15,496	52.17	12.83						
11/8/2015	2,572,450	135,370	2,707,820	14,324	579,070	3,063	3,286,890	17,388	48.75	16.25						
11/9/2015	3,087,640	167,570	3,255,210	17,220	697,520	3,690	3,952,730	20,910	46.79	18.21						
11/10/2015	2,997,920	169,420	3,167,340	16,755	725,930	3,840	3,893,270	20,595	46.21	18.79						
11/11/2015	3,078,680	170,420	3,249,100	17,188	698,920	3,697	3,948,020	20,885	47.38	17.62						
11/12/2015	3,114,530	170,240	3,284,770	17,376	628,190	3,323	3,912,960	20,700	46.29	18.71						
11/13/2015	2,262,340	145,680	2,408,020	12,738	612,890	3,242	3,020,910	15,981	53.96	11.04						
11/14/2015	3,190,820	117,780	3,308,600	17,502	567,440	3,002	3,876,040	20,504	45.21	19.79						
11/15/2015	3,889,300	140,570	4,029,870	21,318	575,530	3,045	4,605,400	24,363	41.08	23.92						
11/16/2015	3,855,600	172,760	4,028,360	21,310	712,530	3,769	4,740,890	25,079	42.00	23.00						
11/17/2015	2,953,020	177,440	3,130,460	16,560	690,540	3,653	3,821,000	20,213	51.42	13.58						
11/18/2015	3,558,750	178,160	3,736,910	19,768	725,210	3,836	4,462,120	23,605	44.54	20.46						
11/19/2015	4,185,590	175,260	4,360,850	23,069	751,630	3,976	5,112,480	27,045	42.17	22.83						
11/20/2015	4,709,270	155,130	4,864,400	25,733	769,280	4,069	5,633,680	29,802	39.04	25.96						
11/21/2015	4,566,470	133,400	4,699,870	24,862	665,130	3,519	5,365,000	28,381	39.50	25.50						
11/22/2015	4,402,370	160,270	4,562,640	24,136	653,350	3,456	5,215,990	27,593	40.75	24.25						
11/23/2015	4,277,600	187,610	4,465,210	23,621	796,940	4,216	5,262,150	27,837	39.25	25.75						
11/24/2015	4,625,020	188,460	4,813,480	25,463	781,340	4,133	5,594,820	29,597	40.33	24.67						
11/25/2015	5,054,350	189,520	5,243,870	27,740	688,840	3,644	5,932,710	31,384	38.08	26.92						
11/26/2015	4,807,920	162,380	4,970,300	26,293	503,730	2,665	5,474,030	28,958	38.08	26.92						
11/27/2015	5,022,540	167,890	5,190,430	27,457	613,780	3,247	5,804,210	30,704	37.92	27.08						
11/28/2015	5,262,340	133,000	5,395,340	28,541	662,540	3,505	6,057,880	32,046	34.75	30.25						
11/29/2015	5,666,130	155,200	5,821,330	30,795	716,510	3,790	6,537,840	34,585	32.42	32.58						
11/30/2015	5,033,090	183,760	5,216,850	27,597	785,280	4,154	6,002,130	31,751	34.33	30.67						
12/1/2015	3,856,600	199,270	4,055,870	21,456	739,870	3,914	4,795,740	25,369	43.17	21.83						
12/2/2015	3,406,130	202,150	3,608,280	19,088	728,050	3,851	4,336,330	22,939	45.50	19.50						
12/3/2015	2,968,090	199,290	3,167,380	16,755	671,010	3,550	3,838,390	20,305	49.75	15.25						
12/4/2015	3,212,020	174,750	3,386,770	17,916	720,670	3,812	4,107,440	21,728	46.75	18.25						
12/5/2015	3,345,920	148,410	3,494,330	18,485	613,270	3,244	4,107,600	21,729	45.92	19.08						
12/6/2015	2,858,590	172,700	3,031,290	16,036	587,140	3,106	3,618,430	19,141	50.00	15.00						
12/7/2015	2,975,840	204,440	3,180,280	16,824	682,780	3,612	3,863,060	20,436	48.54	16.46						
12/8/2015	2,262,400	204,170	2,466,570	13,048	647,660	3,426	3,114,230	16,474	54.54	10.46						
12/9/2015	2,925,360	206,250	3,131,610	16,566	765,210	4,048	3,896,820	20,614	49.79	15.21						
12/10/2015	3,537,970	200,750	3,738,720	19,778	808,450	4,277	4,547,170	24,055	47.63	17.37						
12/11/2015	3,521,000	179,460	3,700,460	19,575	721,040	3,814	4,421,500	23,390	44.25	20.75						
12/12/2015	3,730,530	145,710	3,876,240	20,505	606,030	3,206	4,482,270	23,711	44.42	20.58						
12/13/2015	3,899,350	172,630	4,071,980	21,541	602,260	3,186	4,674,240	24,727	44.42	20.58						
12/14/2015	4,373,850	204,350	4,578,200	24,219	794,090	4,201	5,372,290	28,419	41.21	23.79						
12/15/2015	4,454,270	206,430	4,660,700	24,655	799,180	4,228	5,459,880	28,883	38.75	26.25						
12/16/2015	4,500,980	204,680	4,705,660	24,893	798,900	4,226	5,504,560	29,119	40.08	24.92						
12/17/2015	4,379,310	207,600	4,586,910	24,265	786,350	4,160	5,373,260	28,425	40.58	24.42						

Date	Firm		Firm and Interruptible		Firm and Interruptible		Transportation		Transportation		Average Daily Temp. (°F)	HDD65
	Customer Volumes (Therms)	Customer Volumes (Therms)	Customer Volumes (Therms)	Customer Emissions (mtCO ₂ e)	Customer Volumes (Therms)	Customer Emissions (mtCO ₂ e)	Customer Volumes (Therms)	Customer Emissions (mtCO ₂ e)	Customer Volumes (Therms)	Customer Emissions (mtCO ₂ e)		
12/18/2015	3,947,150	186,510	4,133,660	21,867	721,500	3,817	4,855,160	25,684	43.46	21.54		
12/19/2015	3,823,850	157,200	3,981,050	21,060	625,430	3,309	4,606,480	24,368	42.46	22.54		
12/20/2015	3,979,860	179,480	4,159,340	22,003	614,180	3,249	4,773,520	25,252	43.13	21.87		
12/21/2015	4,492,310	207,420	4,699,730	24,862	743,580	3,934	5,443,310	28,795	39.71	25.29		
12/22/2015	4,348,000	207,620	4,555,620	24,099	730,100	3,862	5,285,720	27,961	41.04	23.96		
12/23/2015	4,731,250	206,790	4,938,040	26,122	653,690	3,458	5,591,730	29,580	39.17	25.83		
12/24/2015	4,338,290	190,810	4,529,100	23,959	496,480	2,626	5,025,580	26,585	39.33	25.67		
12/25/2015	4,360,680	163,890	4,524,570	23,935	474,860	2,512	4,999,430	26,447	37.58	27.42		
12/26/2015	4,789,730	156,670	4,946,400	26,166	558,020	2,952	5,504,420	29,118	36.67	28.33		
12/27/2015	4,756,650	173,900	4,930,550	26,083	613,360	3,245	5,543,910	29,327	37.33	27.67		
12/28/2015	4,591,070	206,630	4,797,700	25,380	723,590	3,828	5,521,290	29,208	38.25	26.75		
12/29/2015	5,012,560	207,380	5,219,940	27,613	734,620	3,886	5,954,560	31,500	38.42	26.58		
12/30/2015	5,808,280	206,650	6,014,930	31,819	728,420	3,853	6,743,350	35,672	34.42	30.58		
12/31/2015	5,939,490	203,980	6,143,470	32,499	608,610	3,220	6,752,080	35,719	34.92	30.08		
TOTAL	752,562,450	46,710,590	799,273,040	4,228,154	217,742,350	1,151,857	1,017,015,390	5,380,011	N/A	N/A		

Calendar Year 2016

Date	Firm			Firm and Interruptible			Firm and Interruptible			Firm and Interruptible			Firm and Interruptible			Firm and Interruptible			Average Daily Temp. (°F)	HDD65
	Customer Volumes (Therms)	Interruptible Customer Volumes (Therms)	Interruptible Customer Volumes (Therms)	Customer Volumes (Therms)	Interruptible Customer Emissions (mtCO ₂ e)	Interruptible Customer Emissions (mtCO ₂ e)	Customer Volumes (Therms)	Interruptible Customer Volumes (Therms)	Interruptible Customer Emissions (mtCO ₂ e)	Customer Volumes (Therms)	Interruptible Customer Emissions (mtCO ₂ e)	Interruptible Customer Emissions (mtCO ₂ e)	Customer Volumes (Therms)	Interruptible Customer Volumes (Therms)	Interruptible Customer Emissions (mtCO ₂ e)	Customer Volumes (Therms)	Interruptible Customer Emissions (mtCO ₂ e)	Interruptible Customer Emissions (mtCO ₂ e)		
1/1/2016	5,714,330	137,350	5,851,680	30,955	558,260	2,953	6,409,940	33,909	35.71	29.29										
1/2/2016	5,846,120	132,860	5,978,980	31,629	632,710	3,347	6,611,690	34,976	34.08	30.92										
1/3/2016	5,733,280	153,150	5,886,430	31,139	673,210	3,561	6,559,640	34,700	35.88	29.12										
1/4/2016	5,160,780	179,740	5,340,520	28,251	771,590	4,082	6,112,110	32,333	36.25	28.75										
1/5/2016	4,616,900	184,980	4,801,880	25,402	760,330	4,022	5,562,210	29,424	40.46	24.54										
1/6/2016	4,348,210	184,120	4,532,330	23,976	784,110	4,148	5,316,440	28,124	44.00	21.00										
1/7/2016	4,522,570	174,480	4,697,050	24,847	796,860	4,215	5,493,910	29,063	40.71	24.29										
1/8/2016	4,548,890	154,230	4,703,120	24,880	776,820	4,109	5,479,940	28,989	41.08	23.92										
1/9/2016	4,444,150	127,000	4,571,150	24,181	655,680	3,469	5,226,830	27,650	39.92	25.08										
1/10/2016	4,598,550	150,540	4,749,090	25,123	652,700	3,453	5,401,790	28,575	43.08	21.92										
1/11/2016	4,652,740	178,430	4,831,170	25,557	788,680	4,172	5,619,850	29,729	41.13	23.87										
1/12/2016	3,723,420	176,840	3,900,260	20,632	737,760	3,903	4,638,020	24,535	45.21	19.79										
1/13/2016	3,843,050	177,170	4,020,220	21,267	749,820	3,967	4,770,040	25,234	45.71	19.29										
1/14/2016	4,481,050	177,100	4,658,150	24,642	758,490	4,012	5,416,640	28,654	41.50	23.50										
1/15/2016	4,019,240	161,560	4,180,800	22,116	679,870	3,597	4,860,670	25,713	42.21	22.79										
1/16/2016	3,313,750	135,840	3,449,590	18,248	601,580	3,182	4,051,170	21,431	47.13	17.87										
1/17/2016	3,519,230	152,380	3,671,610	19,423	594,380	3,144	4,265,990	22,567	46.54	18.46										
1/18/2016	3,453,930	177,250	3,631,180	19,209	685,540	3,627	4,316,720	22,835	47.13	17.87										
1/19/2016	3,964,650	179,170	4,143,820	21,921	766,270	4,054	4,910,090	25,974	43.42	21.58										
1/20/2016	3,483,440	177,880	3,661,320	19,368	756,580	4,002	4,417,900	23,371	45.92	19.08										
1/21/2016	3,147,240	179,600	3,326,840	17,599	695,920	3,681	4,022,760	21,280	48.75	16.25										
1/22/2016	2,956,850	157,370	3,114,220	16,474	680,750	3,601	3,794,970	20,075	49.71	15.29										
1/23/2016	3,589,520	127,510	3,717,030	19,663	592,510	3,134	4,309,540	22,797	44.63	20.37										
1/24/2016	3,776,820	149,820	3,926,640	20,772	646,430	3,420	4,573,070	24,192	44.17	20.83										
1/25/2016	3,519,790	175,570	3,695,360	19,548	705,420	3,732	4,400,780	23,280	45.63	19.37										
1/26/2016	2,770,850	181,650	2,952,500	15,619	639,090	3,381	3,591,590	19,000	50.71	14.29										
1/27/2016	2,425,100	180,170	2,605,270	13,782	652,040	3,449	3,257,310	17,231	52.29	12.71										
1/28/2016	2,908,200	174,110	3,082,310	16,305	631,610	3,341	3,713,920	19,647	50.88	14.12										
1/29/2016	3,707,980	149,750	3,857,730	20,407	681,700	3,606	4,539,430	24,014	45.08	19.92										
1/30/2016	4,076,840	126,320	4,203,160	22,235	617,280	3,265	4,820,440	25,500	41.08	23.92										
1/31/2016	4,184,310	147,410	4,331,720	22,915	623,810	3,300	4,955,530	26,215	40.79	24.21										
2/1/2016	4,268,860	166,420	4,435,280	23,463	785,460	4,155	5,220,740	27,618	40.88	24.12										
2/2/2016	3,904,990	168,820	4,073,810	21,550	763,380	4,038	4,837,190	25,589	41.88	23.12										
2/3/2016	4,006,510	167,550	4,174,060	22,081	749,650	3,966	4,923,710	26,046	43.17	21.83										
2/4/2016	3,677,370	163,080	3,840,450	20,316	727,600	3,849	4,568,050	24,165	45.58	19.42										
2/5/2016	3,515,320	147,190	3,662,510	19,375	674,810	3,570	4,337,320	22,944	46.04	18.96										
2/6/2016	3,971,760	119,340	4,091,100	21,642	625,090	3,307	4,716,190	24,949	44.29	20.71										
2/7/2016	3,857,880	138,890	3,996,770	21,143	621,230	3,286	4,618,000	24,429	43.29	21.71										
2/8/2016	3,282,160	164,040	3,446,200	18,230	769,110	4,069	4,215,310	22,299	47.67	17.33										
2/9/2016	2,852,580	166,900	3,019,480	15,973	749,230	3,963	3,768,710	19,936	50.63	14.37										
2/10/2016	2,910,720	163,990	3,074,710	16,265	751,740	3,977	3,826,450	20,242	50.29	14.71										
2/11/2016	2,653,940	159,670	2,813,610	14,884	697,830	3,692	3,511,440	18,576	49.75	15.25										
2/12/2016	2,563,620	141,390	2,705,010	14,310	726,010	3,841	3,431,020	18,150	51.79	13.21										
2/13/2016	3,297,930	120,310	3,418,240	18,082	627,280	3,318	4,045,520	21,401	45.83	19.17										

Date	Firm		Firm and Interruptible		Firm and Interruptible		Firm and Interruptible		Transportation		Transportation		Transportation		Average Daily Temp. (°F)	HDD65
	Customer Volumes (Therms)	Customer Volumes (Therms)	Customer Volumes (Therms)	Customer Volumes (Therms)	Customer Volumes (Therms)	Customer Volumes (Therms)	Customer Volumes (Therms)	Customer Volumes (Therms)	Customer Volumes (Therms)	Customer Volumes (Therms)	Customer Volumes (Therms)	Customer Volumes (Therms)	Customer Volumes (Therms)	Customer Volumes (Therms)		
2/14/2016	2,738,700	139,270	2,877,970	15,224	567,120	3,000	3,445,090	18,225	50.21	14.79						
2/15/2016	2,742,260	162,430	2,904,690	15,366	641,280	3,392	3,545,970	18,758	51.58	13.42						
2/16/2016	2,551,570	164,490	2,716,060	14,368	662,120	3,503	3,378,180	17,871	50.88	14.12						
2/17/2016	2,578,550	167,440	2,745,990	14,526	650,310	3,440	3,396,300	17,966	51.54	13.46						
2/18/2016	3,082,250	166,280	3,248,530	17,185	661,300	3,498	3,909,830	20,683	47.17	17.83						
2/19/2016	3,763,780	145,120	3,908,900	20,678	708,820	3,750	4,617,720	24,428	45.13	19.87						
2/20/2016	3,668,280	117,180	3,785,460	20,025	602,190	3,186	4,387,650	23,211	43.88	21.12						
2/21/2016	4,035,230	135,170	4,170,400	22,061	560,820	2,967	4,731,220	25,028	42.63	22.37						
2/22/2016	3,957,150	159,080	4,116,230	21,775	721,950	3,819	4,838,180	25,594	43.75	21.25						
2/23/2016	3,303,330	163,980	3,467,310	18,342	675,790	3,575	4,143,100	21,917	47.25	17.75						
2/24/2016	2,911,930	163,710	3,075,640	16,270	716,770	3,792	3,792,410	20,062	50.63	14.37						
2/25/2016	2,668,060	164,330	2,832,390	14,983	669,310	3,541	3,501,700	18,524	49.46	15.54						
2/26/2016	2,426,450	145,490	2,571,940	13,606	610,910	3,232	3,182,850	16,837	50.67	14.33						
2/27/2016	2,567,940	113,720	2,681,660	14,186	578,090	3,058	3,259,750	17,244	49.71	15.29						
2/28/2016	3,453,400	131,210	3,584,610	18,963	600,910	3,179	4,185,520	22,141	46.25	18.75						
2/29/2016	3,010,760	157,350	3,168,110	16,759	743,210	3,932	3,911,320	20,691	47.04	17.96						
3/1/2016	3,368,610	157,190	3,525,800	18,651	701,920	3,713	4,227,720	22,365	47.67	17.33						
3/2/2016	2,882,080	157,100	3,039,180	16,077	724,860	3,835	3,764,040	19,912	49.29	15.71						
3/3/2016	2,723,390	156,390	2,879,780	15,234	712,970	3,772	3,592,750	19,006	51.88	13.12						
3/4/2016	2,946,420	133,960	3,080,380	16,295	694,580	3,674	3,774,960	19,970	48.04	16.96						
3/5/2016	1,846,080	108,560	1,954,640	10,340	580,570	3,071	2,535,210	13,411	55.96	9.04						
3/6/2016	2,898,510	129,460	3,027,970	16,018	628,550	3,325	3,656,520	19,343	47.67	17.33						
3/7/2016	3,623,940	154,360	3,778,300	19,987	741,130	3,921	4,519,430	23,908	44.71	20.29						
3/8/2016	3,330,010	153,590	3,483,600	18,428	753,480	3,986	4,237,080	22,414	44.63	20.37						
3/9/2016	3,289,400	152,250	3,441,650	18,206	699,150	3,699	4,140,800	21,905	47.00	18.00						
3/10/2016	3,410,230	150,850	3,561,080	18,838	724,390	3,832	4,285,470	22,670	48.29	16.71						
3/11/2016	3,058,120	129,590	3,187,710	16,863	698,270	3,694	3,885,980	20,557	46.50	18.50						
3/12/2016	3,261,000	98,160	3,359,160	17,770	610,340	3,229	3,969,500	20,999	45.67	19.33						
3/13/2016	3,720,510	122,430	3,842,940	20,329	620,990	3,285	4,463,930	23,614	44.04	20.96						
3/14/2016	4,159,630	149,670	4,309,300	22,796	787,070	4,164	5,096,370	26,960	41.54	23.46						
3/15/2016	3,627,240	151,900	3,779,140	19,992	797,830	4,221	4,576,970	24,212	43.38	21.62						
3/16/2016	3,532,070	154,010	3,686,080	19,499	777,180	4,111	4,463,260	23,611	44.46	20.54						
3/17/2016	3,335,090	152,100	3,487,190	18,447	784,980	4,153	4,272,170	22,600	45.71	19.29						
3/18/2016	2,499,290	129,960	2,629,250	13,909	715,990	3,788	3,345,240	17,696	54.58	10.42						
3/19/2016	2,081,210	102,470	2,183,680	11,552	574,290	3,038	2,757,970	14,590	54.42	10.58						
3/20/2016	2,424,630	121,170	2,545,800	13,467	574,980	3,042	3,120,780	16,509	50.79	14.21						
3/21/2016	2,748,280	151,490	2,899,770	15,340	691,440	3,658	3,591,210	18,998	48.79	16.21						
3/22/2016	2,614,850	150,340	2,765,190	14,628	702,240	3,715	3,467,430	18,343	48.67	16.33						
3/23/2016	3,101,700	150,090	3,251,790	17,202	726,480	3,843	3,978,270	21,045	48.00	17.00						
3/24/2016	3,065,840	149,760	3,215,600	17,011	738,030	3,904	3,953,630	20,915	46.67	18.33						
3/25/2016	2,768,180	128,540	2,896,720	15,324	702,860	3,718	3,599,580	19,042	48.33	16.67						
3/26/2016	2,332,120	104,630	2,436,750	12,890	573,670	3,035	3,010,420	15,925	49.83	15.17						
3/27/2016	3,111,560	122,800	3,234,360	17,110	592,970	3,137	3,827,330	20,247	47.50	17.50						

Date	Firm		Firm and Interruptible		Firm and Interruptible		Firm and Interruptible		Transportation		Transportation		Transportation		Average Daily Temp. (°F)	HDD65
	Customer Volumes (Therms)	Customer Volumes (Therms)	Customer Volumes (Therms)	Customer Volumes (Therms)	Customer Emissions (mtCO ₂ e)	Customer Emissions (mtCO ₂ e)	Customer Volumes (Therms)	Customer Emissions (mtCO ₂ e)	Customer Volumes (Therms)	Customer Emissions (mtCO ₂ e)	Customer Volumes (Therms)	Customer Emissions (mtCO ₂ e)	Customer Volumes (Therms)	Customer Emissions (mtCO ₂ e)		
3/28/2016	3,241,290	147,460	3,388,750	17,926	753,890	3,988	4,142,640	21,915	45.67	19.33						
3/29/2016	2,457,520	143,290	2,600,810	13,758	727,320	3,848	3,328,130	17,606	50.79	14.21						
3/30/2016	1,849,240	142,890	1,992,130	10,538	677,760	3,585	2,669,890	14,124	55.63	9.37						
3/31/2016	1,494,500	142,060	1,636,560	8,657	685,110	3,624	2,321,670	12,282	58.79	6.21						
4/1/2016	1,369,910	121,460	1,491,370	7,889	665,070	3,518	2,156,440	11,408	57.83	7.17						
4/2/2016	1,747,930	94,370	1,842,300	9,746	581,970	3,079	2,424,270	12,824	52.42	12.58						
4/3/2016	1,478,790	116,880	1,595,670	8,441	521,160	2,757	2,116,830	11,198	55.88	9.12						
4/4/2016	2,153,290	142,380	2,295,670	12,144	657,480	3,478	2,953,150	15,622	51.04	13.96						
4/5/2016	2,463,770	139,230	2,603,000	13,770	653,580	3,457	3,256,580	17,227	49.58	15.42						
4/6/2016	1,674,340	138,280	1,812,620	9,589	649,250	3,435	2,461,870	13,023	55.38	9.62						
4/7/2016	1,182,700	136,800	1,319,500	6,980	586,220	3,101	1,905,720	10,081	61.67	3.33						
4/8/2016	1,115,700	115,630	1,231,330	6,514	560,070	2,963	1,791,400	9,477	61.71	3.29						
4/9/2016	1,368,370	87,970	1,456,340	7,704	470,720	2,490	1,927,060	10,194	53.79	11.21						
4/10/2016	1,720,870	106,830	1,827,700	9,669	488,520	2,584	2,316,220	12,253	51.38	13.62						
4/11/2016	1,985,650	132,600	2,118,250	11,206	614,070	3,248	2,732,320	14,454	52.38	12.62						
4/12/2016	2,409,460	132,610	2,542,070	13,448	664,260	3,514	3,206,330	16,961	49.71	15.29						
4/13/2016	2,210,920	136,500	2,347,420	12,418	624,730	3,305	2,972,150	15,723	50.54	14.46						
4/14/2016	2,042,850	136,100	2,178,950	11,527	634,300	3,355	2,813,250	14,882	50.33	14.67						
4/15/2016	2,091,060	111,020	2,202,080	11,649	609,800	3,226	2,811,880	14,875	52.21	12.79						
4/16/2016	1,675,580	81,280	1,756,860	9,294	449,180	2,376	2,206,040	11,670	55.04	9.96						
4/17/2016	1,203,210	107,690	1,310,900	6,935	417,850	2,210	1,728,750	9,145	64.00	1.00						
4/18/2016	902,700	134,650	1,037,350	5,488	530,000	2,804	1,567,350	8,291	72.04	0.00						
4/19/2016	855,930	131,410	987,340	5,223	558,330	2,954	1,545,670	8,177	69.38	0.00						
4/20/2016	857,060	127,450	984,510	5,208	560,150	2,963	1,544,660	8,171	65.92	0.00						
4/21/2016	887,650	133,020	1,020,670	5,399	572,150	3,027	1,592,820	8,426	61.38	3.62						
4/22/2016	1,222,150	111,040	1,333,190	7,053	590,320	3,123	1,923,510	10,175	56.46	8.54						
4/23/2016	1,387,720	81,840	1,469,560	7,774	481,440	2,547	1,951,000	10,321	55.63	9.37						
4/24/2016	2,169,830	101,630	2,271,460	12,016	519,980	2,751	2,791,440	14,767	49.58	15.42						
4/25/2016	2,198,040	127,010	2,325,050	12,300	636,670	3,368	2,961,720	15,667	50.04	14.96						
4/26/2016	1,837,490	124,740	1,962,230	10,380	638,980	3,380	2,601,210	13,760	51.00	14.00						
4/27/2016	1,730,020	126,020	1,856,040	9,818	645,300	3,414	2,501,340	13,232	53.67	11.33						
4/28/2016	1,522,910	126,300	1,649,210	8,724	684,290	3,620	2,333,500	12,344	55.17	9.83						
4/29/2016	1,776,900	103,420	1,880,320	9,947	657,010	3,476	2,537,330	13,422	53.00	12.00						
4/30/2016	1,442,810	74,200	1,517,010	8,025	558,610	2,955	2,075,620	10,980	56.71	8.29						
5/1/2016	1,107,420	84,990	1,192,410	6,308	505,850	2,676	1,698,260	8,984	65.00	0.00						
5/2/2016	851,470	115,470	966,940	5,115	591,580	3,129	1,558,520	8,245	71.58	0.00						
5/3/2016	908,450	116,000	1,024,450	5,419	630,650	3,336	1,655,100	8,755	63.00	2.00						
5/4/2016	1,421,040	112,940	1,533,980	8,115	667,340	3,530	2,201,320	11,645	55.04	9.96						
5/5/2016	1,170,150	112,230	1,282,380	6,784	669,870	3,544	1,952,250	10,327	59.42	5.58						
5/6/2016	964,810	91,790	1,056,600	5,589	632,890	3,348	1,689,490	8,937	65.38	0.00						
5/7/2016	909,550	63,520	973,070	5,148	495,910	2,623	1,468,980	7,771	67.00	0.00						
5/8/2016	1,332,230	86,390	1,418,620	7,504	536,760	2,839	1,955,380	10,344	54.71	10.29						
5/9/2016	1,334,000	113,710	1,447,710	7,658	668,750	3,538	2,116,460	11,196	56.17	8.83						
5/10/2016	1,099,100	110,830	1,209,930	6,401	665,400	3,520	1,875,330	9,920	61.83	3.17						

Date	Firm		Firm and Interruptible		Firm and Interruptible		Firm and Interruptible		Transportation		Transportation		Total Customer		Average Daily Temp. (°F)	HDD65
	Customer Volumes (Therms)	Customer Volumes (Therms)	Customer Volumes (Therms)	Customer Emissions (mtCO ₂ e)	Customer Volumes (Therms)	Customer Emissions (mtCO ₂ e)	Customer Volumes (Therms)	Customer Emissions (mtCO ₂ e)	Customer Volumes (Therms)	Customer Emissions (mtCO ₂ e)	Customer Volumes (Therms)	Customer Emissions (mtCO ₂ e)	Customer Volumes (Therms)	Customer Emissions (mtCO ₂ e)		
5/11/2016	944,290	111,920	1,056,210	5,587	639,400	3,382	1,695,610	8,970	66.25	0.00						
5/12/2016	918,500	109,110	1,027,610	5,436	642,100	3,397	1,669,710	8,833	62.96	2.04						
5/13/2016	831,660	87,040	918,700	4,860	612,990	3,243	1,531,690	8,103	67.42	0.00						
5/14/2016	1,152,500	54,060	1,206,560	6,383	536,080	2,836	1,742,640	9,219	55.21	9.79						
5/15/2016	1,556,920	75,800	1,632,720	8,637	544,330	2,880	2,177,050	11,517	53.83	11.17						
5/16/2016	1,509,850	102,360	1,612,210	8,529	648,650	3,431	2,260,860	11,960	54.54	10.46						
5/17/2016	1,062,420	105,380	1,167,800	6,178	658,670	3,484	1,826,470	9,662	61.04	3.96						
5/18/2016	1,259,580	107,400	1,366,980	7,231	667,060	3,529	2,034,040	10,760	57.33	7.67						
5/19/2016	1,576,250	106,090	1,682,340	8,900	669,890	3,544	2,352,230	12,443	52.50	12.50						
5/20/2016	1,191,220	86,310	1,277,530	6,758	623,160	3,297	1,900,690	10,055	56.75	8.25						
5/21/2016	1,592,750	58,210	1,650,960	8,734	545,000	2,883	2,195,960	11,617	53.75	11.25						
5/22/2016	1,318,550	77,060	1,395,610	7,383	536,460	2,838	1,932,070	10,221	57.21	7.79						
5/23/2016	1,225,900	102,150	1,328,050	7,025	654,880	3,464	1,982,930	10,490	58.42	6.58						
5/24/2016	1,130,760	98,670	1,229,430	6,504	667,310	3,530	1,896,740	10,034	59.25	5.75						
5/25/2016	1,236,020	103,630	1,339,650	7,087	683,240	3,614	2,022,890	10,720	57.42	7.58						
5/26/2016	1,534,470	103,000	1,637,470	8,662	676,380	3,578	2,313,850	12,240	54.50	10.50						
5/27/2016	1,434,880	81,970	1,516,850	8,024	591,630	3,130	2,108,480	11,154	54.63	10.37						
5/28/2016	1,477,060	55,200	1,532,260	8,106	468,280	2,477	2,000,540	10,583	54.67	10.33						
5/29/2016	1,396,780	74,470	1,471,250	7,783	463,910	2,454	1,935,160	10,237	56.67	8.33						
5/30/2016	1,135,390	98,290	1,233,680	6,526	526,590	2,786	1,760,270	9,312	60.42	4.58						
5/31/2016	896,870	98,040	994,910	5,263	638,140	3,376	1,633,050	8,639	66.88	0.00						
6/1/2016	861,440	94,510	955,950	5,057	627,520	3,320	1,583,470	8,377	64.67	0.33						
6/2/2016	935,570	91,740	1,027,310	5,434	628,860	3,327	1,656,170	8,761	62.58	2.42						
6/3/2016	826,160	67,180	893,340	4,726	615,970	3,258	1,509,310	7,984	68.00	0.00						
6/4/2016	786,130	39,180	825,310	4,366	469,720	2,485	1,295,030	6,851	72.88	0.00						
6/5/2016	722,200	64,300	786,500	4,161	441,220	2,334	1,227,720	6,495	79.17	0.00						
6/6/2016	744,000	94,950	838,950	4,438	587,670	3,109	1,426,620	7,547	74.71	0.00						
6/7/2016	750,850	96,800	847,650	4,484	629,230	3,329	1,476,880	7,813	71.04	0.00						
6/8/2016	881,380	96,480	977,860	5,173	662,000	3,502	1,639,860	8,675	60.79	4.21						
6/9/2016	1,011,720	95,670	1,107,390	5,858	654,290	3,461	1,761,680	9,319	57.38	7.62						
6/10/2016	1,120,650	72,390	1,193,040	6,311	630,060	3,333	1,823,100	9,644	54.79	10.21						
6/11/2016	1,134,540	41,190	1,175,730	6,220	498,910	2,639	1,674,640	8,859	57.33	7.67						
6/12/2016	1,003,640	62,040	1,065,680	5,637	517,910	2,740	1,583,590	8,377	61.00	4.00						
6/13/2016	1,208,330	90,700	1,299,030	6,872	662,060	3,502	1,961,090	10,374	56.83	8.17						
6/14/2016	1,609,410	93,060	1,702,470	9,006	672,590	3,558	2,375,060	12,564	52.42	12.58						
6/15/2016	1,326,760	94,510	1,421,270	7,519	692,220	3,662	2,113,490	11,180	55.33	9.67						
6/16/2016	1,108,500	93,230	1,201,730	6,357	664,060	3,513	1,865,790	9,870	59.00	6.00						
6/17/2016	1,112,600	68,150	1,180,750	6,246	604,830	3,200	1,785,580	9,446	58.04	6.96						
6/18/2016	1,357,860	38,280	1,396,140	7,386	503,780	2,665	1,899,920	10,051	56.75	8.25						
6/19/2016	1,050,240	60,450	1,110,690	5,876	449,400	2,377	1,560,090	8,253	59.79	5.21						
6/20/2016	927,210	86,580	1,013,790	5,363	597,580	3,161	1,611,370	8,524	63.00	2.00						
6/21/2016	937,040	85,160	1,022,200	5,407	629,660	3,331	1,651,860	8,738	61.63	3.37						
6/22/2016	871,720	89,750	961,470	5,086	577,550	3,055	1,539,020	8,141	63.50	1.50						
6/23/2016	1,017,370	88,530	1,105,900	5,850	594,980	3,147	1,700,880	8,998	58.67	6.33						

Date	Firm		Interruptible		Firm and Interruptible		Firm and Interruptible		Transportation		Transportation		Total Customer		Average Daily Temp. (°F)	HDD65
	Customer Volumes (Therms)	Customer Volumes (Therms)	Customer Volumes (Therms)	Customer Volumes (Therms)	Customer Emissions (mtCO ₂ e)	Customer Emissions (mtCO ₂ e)	Customer Volumes (Therms)	Customer Emissions (mtCO ₂ e)	Customer Volumes (Therms)	Customer Emissions (mtCO ₂ e)	Customer Volumes (Therms)	Customer Emissions (mtCO ₂ e)	Customer Volumes (Therms)	Customer Emissions (mtCO ₂ e)		
6/24/2016	1,059,330	63,100	1,122,430	5,938	569,910	3,015	1,692,340	8,952	58.79	6.21						
6/25/2016	937,470	31,180	968,650	5,124	466,420	2,467	1,435,070	7,592	62.46	2.54						
6/26/2016	819,410	53,890	873,300	4,620	449,470	2,378	1,322,770	6,997	67.75	0.00						
6/27/2016	796,020	81,660	877,680	4,643	580,890	3,073	1,458,570	7,716	71.21	0.00						
6/28/2016	816,720	82,100	898,820	4,755	613,960	3,248	1,512,780	8,003	63.67	1.33						
6/29/2016	854,880	83,620	938,500	4,965	620,990	3,285	1,559,490	8,250	61.67	3.33						
6/30/2016	863,170	82,600	945,770	5,003	578,490	3,060	1,524,260	8,063	61.96	3.04						
7/1/2016	798,080	72,340	870,420	4,605	540,880	2,861	1,411,300	7,466	63.58	1.42						
7/2/2016	785,280	33,670	818,950	4,332	431,820	2,284	1,250,770	6,617	66.25	0.00						
7/3/2016	795,260	63,760	859,020	4,544	427,600	2,262	1,286,620	6,806	61.38	3.62						
7/4/2016	842,740	97,690	940,430	4,975	450,130	2,381	1,390,560	7,356	61.13	3.87						
7/5/2016	964,920	103,170	1,068,090	5,650	582,040	3,079	1,650,130	8,729	59.29	5.71						
7/6/2016	818,830	100,880	919,710	4,865	577,190	3,053	1,496,900	7,919	65.13	0.00						
7/7/2016	849,950	99,370	949,320	5,022	641,940	3,396	1,591,260	8,418	62.04	2.96						
7/8/2016	836,110	66,980	903,090	4,777	598,060	3,164	1,501,150	7,941	63.17	1.83						
7/9/2016	866,760	28,390	895,150	4,735	521,420	2,758	1,416,570	7,494	62.00	3.00						
7/10/2016	845,240	59,080	904,320	4,784	518,600	2,743	1,422,920	7,527	63.58	1.42						
7/11/2016	855,040	94,690	949,730	5,024	646,880	3,422	1,596,610	8,446	63.08	1.92						
7/12/2016	814,510	95,720	910,230	4,815	645,470	3,415	1,555,700	8,230	65.63	0.00						
7/13/2016	825,800	98,820	924,620	4,891	647,090	3,423	1,571,710	8,314	65.25	0.00						
7/14/2016	796,740	97,960	894,700	4,733	616,640	3,262	1,511,340	7,995	66.21	0.00						
7/15/2016	797,200	68,180	865,380	4,578	595,820	3,152	1,461,200	7,730	65.08	0.00						
7/16/2016	818,010	28,600	846,610	4,479	507,410	2,684	1,354,020	7,163	64.04	0.96						
7/17/2016	760,130	58,840	818,970	4,332	514,630	2,722	1,333,600	7,055	67.33	0.00						
7/18/2016	812,560	95,370	907,930	4,803	583,890	3,089	1,491,820	7,892	63.54	1.46						
7/19/2016	784,760	94,610	879,370	4,652	562,250	2,974	1,441,620	7,626	67.04	0.00						
7/20/2016	752,990	95,200	848,190	4,487	628,770	3,326	1,476,960	7,813	68.96	0.00						
7/21/2016	732,150	94,010	826,160	4,370	583,690	3,088	1,409,850	7,458	70.75	0.00						
7/22/2016	828,760	65,640	894,400	4,731	602,590	3,188	1,496,990	7,919	63.79	1.21						
7/23/2016	844,890	26,940	871,830	4,612	543,370	2,874	1,415,200	7,486	64.08	0.92						
7/24/2016	773,210	55,980	829,190	4,386	524,430	2,774	1,353,620	7,161	68.83	0.00						
7/25/2016	719,780	94,890	814,670	4,310	622,290	3,292	1,436,960	7,602	72.13	0.00						
7/26/2016	759,700	94,280	853,980	4,518	621,340	3,287	1,475,320	7,804	66.08	0.00						
7/27/2016	737,680	94,550	832,230	4,402	597,070	3,159	1,429,300	7,561	70.13	0.00						
7/28/2016	697,390	94,630	792,020	4,190	587,060	3,106	1,379,080	7,295	75.25	0.00						
7/29/2016	705,770	64,330	770,100	4,074	554,760	2,935	1,324,860	7,009	76.04	0.00						
7/30/2016	790,250	27,160	817,410	4,324	507,070	2,682	1,324,480	7,006	64.08	0.92						
7/31/2016	798,590	58,360	856,950	4,533	536,670	2,839	1,393,620	7,372	62.58	2.42						
8/1/2016	807,440	90,720	898,160	4,751	649,420	3,435	1,547,580	8,187	61.79	3.21						
8/2/2016	834,040	89,880	923,920	4,888	637,660	3,373	1,561,580	8,261	61.46	3.54						
8/3/2016	815,080	89,230	904,310	4,784	626,080	3,312	1,530,390	8,096	65.04	0.00						
8/4/2016	761,810	87,880	849,690	4,495	640,780	3,390	1,490,470	7,885	70.08	0.00						
8/5/2016	783,670	60,680	844,350	4,467	603,680	3,193	1,448,030	7,660	66.29	0.00						
8/6/2016	853,410	25,580	878,990	4,650	519,630	2,749	1,398,620	7,399	61.08	3.92						

Date	Firm		Firm and Interruptible		Firm and Interruptible		Firm and Interruptible		Transportation		Transportation		Total Customer		Average Daily Temp. (°F)	HDD65
	Customer Volumes (Therms)	Customer Volumes (Therms)	Customer Volumes (Therms)	Customer Volumes (Therms)	Customer Emissions (mtCO ₂ e)	Customer Emissions (mtCO ₂ e)	Customer Volumes (Therms)	Customer Emissions (mtCO ₂ e)	Customer Volumes (Therms)	Customer Emissions (mtCO ₂ e)	Customer Volumes (Therms)	Customer Emissions (mtCO ₂ e)	Customer Volumes (Therms)	Customer Emissions (mtCO ₂ e)		
8/7/2016	862,620	53,630	916,250	4,847	517,020	2,735	1,433,270	7,582	60.67	4.33						
8/8/2016	834,570	88,850	923,420	4,885	620,960	3,285	1,544,380	8,170	62.67	2.33						
8/9/2016	833,350	89,650	923,000	4,883	642,540	3,299	1,565,540	8,282	62.75	2.25						
8/10/2016	798,290	91,430	889,720	4,707	616,160	3,259	1,505,880	7,966	65.63	0.00						
8/11/2016	753,850	89,900	843,750	4,463	651,860	3,448	1,495,610	7,912	70.21	0.00						
8/12/2016	720,830	60,730	781,560	4,134	576,670	3,051	1,358,230	7,185	75.67	0.00						
8/13/2016	713,270	22,580	735,850	3,893	476,220	2,519	1,212,070	6,412	77.08	0.00						
8/14/2016	725,790	50,690	776,480	4,108	486,280	2,572	1,262,760	6,680	71.04	0.00						
8/15/2016	722,480	89,100	811,580	4,293	587,180	3,106	1,398,760	7,399	70.33	0.00						
8/16/2016	743,040	90,070	833,110	4,407	625,690	3,310	1,458,800	7,717	67.50	0.00						
8/17/2016	739,750	90,210	829,960	4,390	642,860	3,401	1,472,820	7,791	68.21	0.00						
8/18/2016	691,540	92,040	783,580	4,145	600,630	3,177	1,384,210	7,322	75.50	0.00						
8/19/2016	674,040	62,510	736,550	3,896	566,670	2,998	1,303,220	6,894	81.29	0.00						
8/20/2016	694,730	26,740	721,470	3,817	487,230	2,577	1,208,700	6,394	77.50	0.00						
8/21/2016	768,020	54,900	822,920	4,353	465,610	2,463	1,288,530	6,816	63.50	1.50						
8/22/2016	809,540	90,910	900,450	4,763	562,680	2,977	1,463,130	7,740	62.42	2.58						
8/23/2016	788,270	91,280	879,550	4,653	534,840	2,829	1,414,390	7,482	67.83	0.00						
8/24/2016	738,280	93,490	831,770	4,400	519,550	2,748	1,351,320	7,148	72.79	0.00						
8/25/2016	712,810	92,130	804,940	4,258	508,490	2,690	1,313,430	6,948	77.13	0.00						
8/26/2016	685,110	62,740	747,850	3,956	510,690	2,702	1,258,540	6,658	77.46	0.00						
8/27/2016	782,260	24,780	807,040	4,269	429,770	2,273	1,236,810	6,543	65.00	0.00						
8/28/2016	818,620	53,940	872,560	4,616	428,710	2,268	1,301,270	6,884	61.75	3.25						
8/29/2016	782,800	92,000	874,800	4,628	559,480	2,960	1,434,280	7,587	64.75	0.25						
8/30/2016	808,190	93,300	901,490	4,769	559,330	2,959	1,460,820	7,728	62.88	2.12						
8/31/2016	848,990	94,760	943,750	4,992	548,600	2,902	1,492,350	7,895	62.13	2.87						
9/1/2016	914,030	100,230	1,014,260	5,365	550,700	2,913	1,564,960	8,279	60.58	4.42						
9/2/2016	958,610	69,810	1,028,420	5,440	485,080	2,566	1,513,500	8,006	60.29	4.71						
9/3/2016	994,100	34,730	1,028,830	5,443	374,570	1,981	1,403,400	7,424	60.13	4.87						
9/4/2016	949,300	64,600	1,013,900	5,364	343,640	1,818	1,357,540	7,181	59.42	5.58						
9/5/2016	1,000,500	95,730	1,096,230	5,799	374,010	1,979	1,470,240	7,778	58.71	6.29						
9/6/2016	941,750	101,440	1,043,190	5,518	550,320	2,911	1,593,510	8,430	60.00	5.00						
9/7/2016	964,540	102,560	1,067,100	5,645	613,260	3,244	1,680,360	8,889	60.38	4.62						
9/8/2016	975,610	103,530	1,079,140	5,709	601,310	3,181	1,680,450	8,890	61.42	3.58						
9/9/2016	960,630	74,530	1,035,160	5,476	583,670	3,088	1,618,830	8,564	62.13	2.87						
9/10/2016	890,390	38,000	928,390	4,911	464,250	2,456	1,392,640	7,367	64.25	0.75						
9/11/2016	965,570	66,080	1,031,650	5,457	456,940	2,417	1,488,590	7,875	60.96	4.04						
9/12/2016	1,005,260	102,880	1,108,140	5,862	556,150	2,942	1,664,290	8,804	63.42	1.58						
9/13/2016	967,200	102,980	1,070,180	5,661	637,080	3,370	1,707,260	9,031	64.88	0.12						
9/14/2016	922,550	104,330	1,026,880	5,432	641,700	3,395	1,668,580	8,827	63.88	1.12						
9/15/2016	952,350	108,470	1,060,820	5,612	621,150	3,286	1,681,970	8,898	60.08	4.92						
9/16/2016	884,800	82,000	966,800	5,114	598,410	3,166	1,565,210	8,280	61.83	3.17						
9/17/2016	1,001,190	45,760	1,046,950	5,538	495,150	2,619	1,542,100	8,158	59.92	5.08						
9/18/2016	987,290	73,010	1,060,300	5,609	505,930	2,676	1,566,230	8,285	60.21	4.79						
9/19/2016	1,112,330	108,470	1,220,800	6,458	629,960	3,332	1,850,760	9,791	59.83	5.17						

Date	Firm		Firm and Interruptible		Firm and Interruptible		Firm and Interruptible		Transportation		Transportation		Transportation		Average Daily Temp. (°F)	HDD65
	Customer Volumes (Therms)	Customer Volumes (Therms)	Customer Volumes (Therms)	Customer Volumes (Therms)	Customer Volumes (Therms)	Customer Volumes (Therms)	Customer Volumes (Therms)	Customer Volumes (Therms)	Customer Volumes (Therms)	Customer Volumes (Therms)	Customer Volumes (Therms)	Customer Volumes (Therms)	Customer Volumes (Therms)	Customer Volumes (Therms)		
9/20/2016	1,204,020	111,140	1,315,160	6,957	678,800	3,591	1,993,960	10,548	57.17	7.83						
9/21/2016	1,230,380	107,980	1,338,360	7,080	682,620	3,611	2,020,980	10,691	58.67	6.33						
9/22/2016	1,181,480	107,400	1,288,880	6,818	639,280	3,382	1,928,160	10,200	56.17	8.83						
9/23/2016	1,325,970	80,920	1,406,890	7,442	617,450	3,266	2,024,340	10,709	56.83	8.17						
9/24/2016	1,059,150	47,400	1,106,550	5,854	558,690	2,955	1,665,240	8,809	59.42	5.58						
9/25/2016	907,610	74,110	981,720	5,193	506,800	2,681	1,488,520	7,874	65.33	0.00						
9/26/2016	838,830	112,070	950,900	5,030	640,530	3,388	1,591,430	8,419	64.79	0.21						
9/27/2016	975,270	109,150	1,084,420	5,737	678,550	3,590	1,762,970	9,326	62.29	2.71						
9/28/2016	1,256,340	110,850	1,367,190	7,232	703,400	3,721	2,070,590	10,953	58.42	6.58						
9/29/2016	1,413,960	112,580	1,526,540	8,075	684,240	3,620	2,210,780	11,695	56.96	8.04						
9/30/2016	1,402,560	86,880	1,489,440	7,879	660,390	3,493	2,149,830	11,373	54.63	10.37						
10/1/2016	1,533,180	71,580	1,604,760	8,489	530,340	2,805	2,135,100	11,295	55.08	9.92						
10/2/2016	1,394,190	99,630	1,493,820	7,902	527,260	2,789	2,021,080	10,692	55.46	9.54						
10/3/2016	1,469,360	133,990	1,603,350	8,482	670,240	3,546	2,273,590	12,027	54.67	10.33						
10/4/2016	1,568,170	133,700	1,701,870	9,003	691,450	3,658	2,393,320	12,661	54.88	10.12						
10/5/2016	1,347,590	134,900	1,482,490	7,842	656,960	3,475	2,139,450	11,318	57.00	8.00						
10/6/2016	1,432,220	131,840	1,564,060	8,274	650,880	3,443	2,214,940	11,717	56.13	8.87						
10/7/2016	1,396,090	108,660	1,504,750	7,960	639,790	3,384	2,144,540	11,345	56.54	8.46						
10/8/2016	1,313,750	82,550	1,396,300	7,386	523,180	2,768	1,919,480	10,154	58.13	6.87						
10/9/2016	1,786,720	106,000	1,892,720	10,012	535,140	2,831	2,427,860	12,843	52.04	12.96						
10/10/2016	2,147,330	140,220	2,287,550	12,101	709,650	3,754	2,997,200	15,855	50.75	14.25						
10/11/2016	2,281,670	142,410	2,424,080	12,823	688,830	3,644	3,112,910	16,467	52.42	12.58						
10/12/2016	1,876,220	143,700	2,019,920	10,685	686,650	3,632	2,706,570	14,318	54.46	10.54						
10/13/2016	1,866,900	141,970	2,008,870	10,627	680,480	3,600	2,689,350	14,227	53.75	11.25						
10/14/2016	2,066,630	119,700	2,186,330	11,566	616,440	3,261	2,802,770	14,827	53.88	11.12						
10/15/2016	2,103,090	90,710	2,193,800	11,605	558,020	2,952	2,751,820	14,557	53.04	11.96						
10/16/2016	1,949,250	116,020	2,065,270	10,925	554,610	2,934	2,619,880	13,859	53.21	11.79						
10/17/2016	2,009,220	145,420	2,154,640	11,398	646,230	3,419	2,800,870	14,817	52.79	12.21						
10/18/2016	2,133,600	149,400	2,283,000	12,077	673,900	3,565	2,956,900	15,642	52.33	12.67						
10/19/2016	2,154,180	146,750	2,300,930	12,172	697,210	3,688	2,998,140	15,860	51.04	13.96						
10/20/2016	1,927,490	149,060	2,076,550	10,985	599,440	3,171	2,675,990	14,156	54.21	10.79						
10/21/2016	2,086,660	124,990	2,211,650	11,700	616,310	3,260	2,827,960	14,960	51.58	13.42						
10/22/2016	1,901,070	92,620	1,993,690	10,547	540,770	2,861	2,534,460	13,407	52.42	12.58						
10/23/2016	1,714,700	120,350	1,835,050	9,707	554,450	2,933	2,389,500	12,640	55.71	9.29						
10/24/2016	1,989,890	156,550	2,146,440	11,355	675,510	3,573	2,821,950	14,928	54.33	10.67						
10/25/2016	1,792,660	158,030	1,950,690	10,319	683,280	3,615	2,633,970	13,934	56.83	8.17						
10/26/2016	2,003,550	159,720	2,163,270	11,444	673,550	3,563	2,836,820	15,007	55.00	10.00						
10/27/2016	1,988,020	163,390	2,151,410	11,381	674,610	3,569	2,826,020	14,950	54.13	10.87						
10/28/2016	1,706,370	137,320	1,843,690	9,753	638,570	3,378	2,482,260	13,131	57.17	7.83						
10/29/2016	2,196,600	105,270	2,301,870	12,177	524,360	2,774	2,826,230	14,951	54.58	10.42						
10/30/2016	2,583,180	129,660	2,712,840	14,351	543,490	2,875	3,256,330	17,226	48.83	16.17						
10/31/2016	2,240,280	164,250	2,404,530	12,720	604,180	3,196	3,008,710	15,916	52.33	12.67						
11/1/2016	2,197,790	161,400	2,359,190	12,480	610,790	3,231	2,969,980	15,711	52.54	12.46						
11/2/2016	2,190,110	164,490	2,354,600	12,456	610,730	3,231	2,965,330	15,687	53.21	11.79						

Date	Firm		Firm and Interruptible		Firm and Interruptible		Firm and Interruptible		Transportation		Transportation		Total Customer		Average Daily Temp. (°F)	HDD65
	Customer Volumes (Therms)	Customer Volumes (Therms)	Customer Volumes (Therms)	Customer Emissions (mtCO ₂ e)	Customer Volumes (Therms)	Customer Emissions (mtCO ₂ e)	Customer Volumes (Therms)	Customer Emissions (mtCO ₂ e)	Customer Volumes (Therms)	Customer Emissions (mtCO ₂ e)	Customer Volumes (Therms)	Customer Emissions (mtCO ₂ e)	Customer Volumes (Therms)	Customer Emissions (mtCO ₂ e)		
11/3/2016	2,020,110	160,340	2,180,450	11,535	651,080	3,444	2,831,530	14,979	54.63	10.37						
11/4/2016	1,826,830	138,900	1,965,730	10,399	606,910	3,211	2,572,640	13,609	54.04	10.96						
11/5/2016	1,979,680	112,970	2,092,650	11,070	515,030	2,725	2,607,680	13,795	55.00	10.00						
11/6/2016	1,867,840	131,190	1,999,030	10,575	495,040	2,619	2,494,070	13,194	53.96	11.04						
11/7/2016	1,792,530	159,010	1,951,540	10,324	538,600	2,849	2,490,140	13,173	55.92	9.08						
11/8/2016	1,446,570	162,030	1,608,600	8,509	510,240	2,699	2,118,840	11,209	59.00	6.00						
11/9/2016	1,651,610	164,430	1,816,040	9,607	589,610	3,119	2,405,650	12,726	57.29	7.71						
11/10/2016	1,680,320	165,940	1,846,260	9,767	585,460	3,097	2,431,720	12,864	54.21	10.79						
11/11/2016	1,544,760	143,590	1,688,350	8,931	527,370	2,790	2,215,720	11,721	56.29	8.71						
11/12/2016	1,973,600	115,200	2,088,800	11,050	460,780	2,438	2,549,580	13,487	54.83	10.17						
11/13/2016	2,389,930	136,570	2,526,500	13,365	500,280	2,646	3,026,780	16,012	51.00	14.00						
11/14/2016	2,176,070	168,560	2,344,630	12,403	619,950	3,280	2,964,580	15,683	52.67	12.33						
11/15/2016	2,829,370	168,090	2,997,460	15,857	627,780	3,321	3,625,240	19,178	49.04	15.96						
11/16/2016	3,198,190	170,630	3,368,820	17,821	696,440	3,684	4,065,260	21,505	45.88	19.12						
11/17/2016	3,443,490	174,610	3,618,100	19,140	702,810	3,718	4,320,910	22,858	45.54	19.46						
11/18/2016	3,328,330	151,660	3,479,990	18,409	644,970	3,412	4,124,960	21,821	48.33	16.67						
11/19/2016	2,612,720	118,760	2,731,480	14,450	513,480	2,716	3,244,960	17,166	51.79	13.21						
11/20/2016	2,611,730	144,740	2,756,470	14,582	518,920	2,745	3,275,390	17,327	52.04	12.96						
11/21/2016	2,929,070	182,910	3,111,980	16,462	671,910	3,554	3,783,890	20,017	48.38	16.62						
11/22/2016	3,091,270	186,730	3,278,000	17,341	659,860	3,491	3,937,860	20,831	47.33	17.67						
11/23/2016	3,235,310	184,770	3,420,080	18,092	568,740	3,009	3,988,820	21,101	45.38	19.62						
11/24/2016	3,082,770	158,860	3,241,630	17,148	410,700	2,173	3,652,330	19,321	47.75	17.25						
11/25/2016	2,799,960	166,190	2,966,150	15,691	462,290	2,446	3,428,440	18,136	47.42	17.58						
11/26/2016	2,889,070	129,630	3,018,700	15,969	478,290	2,530	3,496,990	18,499	47.75	17.25						
11/27/2016	3,590,520	151,950	3,742,470	19,798	500,760	2,649	4,243,230	22,447	44.42	20.58						
11/28/2016	3,396,330	184,010	3,580,340	18,940	682,940	3,613	4,263,280	22,553	44.88	20.12						
11/29/2016	3,348,200	184,390	3,532,590	18,687	711,570	3,764	4,244,160	22,452	45.71	19.29						
11/30/2016	3,662,710	182,860	3,845,570	20,343	706,450	3,737	4,552,020	24,080	46.21	18.79						
12/1/2016	3,685,510	199,190	3,884,700	20,550	753,260	3,985	4,637,960	24,555	43.58	21.42						
12/2/2016	3,408,020	177,660	3,585,680	18,968	712,500	3,769	4,298,180	22,737	45.71	19.29						
12/3/2016	3,466,890	144,820	3,611,710	19,106	637,040	3,370	4,248,750	22,476	45.75	19.25						
12/4/2016	4,301,010	166,980	4,467,990	23,636	672,190	3,556	5,140,180	27,192	40.25	24.75						
12/5/2016	5,114,280	200,460	5,314,740	28,115	809,110	4,280	6,123,850	32,395	36.17	28.83						
12/6/2016	5,536,230	201,950	5,738,180	30,355	844,790	4,469	6,582,970	34,824	34.83	30.17						
12/7/2016	6,245,560	204,430	6,449,990	34,120	903,460	4,779	7,353,450	38,900	32.42	32.58						
12/8/2016	6,038,950	202,880	6,241,830	33,019	864,740	4,574	7,106,570	37,594	33.50	31.50						
12/9/2016	5,415,850	179,000	5,594,850	29,597	815,200	4,312	6,410,050	33,909	33.63	31.37						
12/10/2016	4,537,760	144,330	4,682,090	24,768	692,330	3,662	5,374,420	28,431	40.21	24.79						
12/11/2016	4,498,270	170,480	4,668,750	24,698	702,980	3,719	5,371,730	28,416	40.63	24.37						
12/12/2016	4,625,820	198,250	4,824,070	25,519	832,360	4,403	5,656,430	29,923	39.38	25.62						
12/13/2016	5,469,010	202,460	5,671,470	30,002	888,900	4,762	6,560,370	34,704	35.71	29.29						
12/14/2016	5,919,050	205,040	6,124,090	32,396	918,900	4,801	7,042,990	37,257	33.25	31.75						
12/15/2016	5,670,030	204,710	5,874,740	31,077	884,550	4,679	6,759,290	35,757	34.21	30.79						
12/16/2016	6,601,920	178,380	6,780,300	35,868	865,180	4,577	7,645,480	40,445	30.08	34.92						

Date	Firm		Firm and Interruptible		Firm and Interruptible		Firm and Interruptible		Transportation		Transportation		Total Customer		Average Daily Temp. (°F)	HDD65
	Customer Volumes (Therms)	Customer Volumes (Therms)	Customer Volumes (Therms)	Customer Emissions (mtCO ₂ e)	Customer Volumes (Therms)	Customer Emissions (mtCO ₂ e)	Customer Volumes (Therms)	Customer Emissions (mtCO ₂ e)	Customer Volumes (Therms)	Customer Emissions (mtCO ₂ e)	Customer Volumes (Therms)	Customer Emissions (mtCO ₂ e)	Customer Volumes (Therms)	Customer Emissions (mtCO ₂ e)		
12/17/2016	6,468,940	151,250	6,620,190	35,021	769,650	4,071	7,389,840	39,092	28.33	36.67						
12/18/2016	5,326,790	177,010	5,503,800	29,115	736,670	3,897	6,240,470	33,012	34.00	31.00						
12/19/2016	4,251,950	208,400	4,460,350	23,595	803,940	4,253	5,264,290	27,848	41.42	23.58						
12/20/2016	3,954,070	207,890	4,161,960	22,017	853,730	4,516	5,015,690	26,533	45.54	19.46						
12/21/2016	4,592,090	206,960	4,799,050	25,387	840,630	4,447	5,639,680	29,834	40.21	24.79						
12/22/2016	4,535,550	207,660	4,743,210	25,092	756,160	4,000	5,499,370	29,092	38.92	26.08						
12/23/2016	4,757,940	181,920	4,939,860	26,132	665,380	3,520	5,605,240	29,652	37.00	28.00						
12/24/2016	4,684,060	136,340	4,820,400	25,500	497,830	2,634	5,318,230	28,133	36.92	28.08						
12/25/2016	4,852,790	155,940	5,008,730	26,496	468,040	2,476	5,476,770	28,972	35.71	29.29						
12/26/2016	4,791,520	210,410	5,001,930	26,460	553,700	2,929	5,555,630	29,389	37.58	27.42						
12/27/2016	4,571,190	203,190	4,774,380	25,256	649,760	3,437	5,424,140	28,694	41.33	23.67						
12/28/2016	4,269,430	206,830	4,476,260	23,679	669,130	3,540	5,145,390	27,219	41.38	23.62						
12/29/2016	4,200,490	207,230	4,407,720	23,317	641,160	3,392	5,048,880	26,709	42.25	22.75						
12/30/2016	4,710,250	182,020	4,892,270	25,880	591,870	3,131	5,484,140	29,011	39.67	25.33						
12/31/2016	5,274,070	148,170	5,422,240	28,684	492,030	2,603	5,914,270	31,286	34.08	30.92						
TOTAL	792,077,420	44,179,130	836,256,550	4,423,797	227,683,820	1,204,447	1,063,940,370	5,628,245	N/A	N/A						

Calendar Year 2017

Date	Firm			Firm and Interruptible			Firm and Interruptible			Firm and Interruptible			Firm and Interruptible			Firm and Interruptible			Average Daily Temp. (°F)	HDD65
	Customer Volumes (Therms)	Interruptible Customer Volumes (Therms)	Interruptible Customer Volumes (Therms)	Customer Emissions (mtCO ₂ e)	Interruptible Customer Emissions (mtCO ₂ e)	Interruptible Customer Emissions (mtCO ₂ e)	Customer Volumes (Therms)	Interruptible Customer Volumes (Therms)	Interruptible Customer Volumes (Therms)	Customer Emissions (mtCO ₂ e)	Interruptible Customer Emissions (mtCO ₂ e)	Interruptible Customer Emissions (mtCO ₂ e)	Customer Volumes (Therms)	Interruptible Customer Volumes (Therms)	Interruptible Customer Volumes (Therms)	Customer Emissions (mtCO ₂ e)	Interruptible Customer Emissions (mtCO ₂ e)	Interruptible Customer Emissions (mtCO ₂ e)		
1/1/2017	5,516,510	145,700	5,662,210	29,953	498,760	2,638	6,160,970	32,592	32.83	32.17										
1/2/2017	6,533,720	198,700	6,732,420	35,720	694,930	3,676	7,447,350	39,396	30.29	34.71										
1/3/2017	7,111,550	198,940	7,310,490	38,672	838,980	4,438	8,149,470	43,111	27.04	37.96										
1/4/2017	7,002,500	199,230	7,201,730	38,097	849,210	4,492	8,050,940	42,589	28.13	36.87										
1/5/2017	6,985,050	204,030	7,189,080	38,030	856,880	4,533	8,045,960	42,563	28.13	36.87										
1/6/2017	6,646,270	179,380	6,825,650	36,108	777,400	4,112	7,603,050	40,220	29.79	35.21										
1/7/2017	5,937,030	140,100	6,077,130	32,148	637,390	3,372	6,714,520	35,520	33.46	31.54										
1/8/2017	5,005,740	163,960	5,169,700	27,348	623,990	3,301	5,793,690	30,649	38.46	26.54										
1/9/2017	5,088,810	192,020	5,280,830	27,936	753,810	3,988	6,034,640	31,923	38.54	26.46										
1/10/2017	5,768,820	195,450	5,964,270	31,551	768,590	4,066	6,732,860	35,617	35.58	29.42										
1/11/2017	6,622,290	197,360	6,819,650	36,076	814,270	4,307	7,633,920	40,383	31.21	33.79										
1/12/2017	6,546,390	196,390	6,742,780	35,669	840,310	4,445	7,583,090	40,115	31.17	33.83										
1/13/2017	6,233,890	172,360	6,406,250	33,889	786,180	4,159	7,192,430	38,048	31.67	33.33										
1/14/2017	5,736,440	144,130	5,880,570	31,108	672,090	3,555	6,552,660	34,664	34.54	30.46										
1/15/2017	5,514,630	172,700	5,687,330	30,086	661,400	3,499	6,348,730	33,585	34.71	30.29										
1/16/2017	4,660,280	201,700	4,861,980	25,720	689,180	3,646	5,551,160	29,366	38.88	26.12										
1/17/2017	4,006,000	199,060	4,205,060	22,245	681,850	3,607	4,886,910	25,852	43.04	21.96										
1/18/2017	3,415,670	196,980	3,612,650	19,111	666,500	3,526	4,279,150	22,637	47.17	17.83										
1/19/2017	3,907,510	199,790	4,107,300	21,728	672,680	3,558	4,779,980	25,286	46.00	19.00										
1/20/2017	3,897,510	174,390	4,071,900	21,540	595,330	3,149	4,667,230	24,690	45.88	19.12										
1/21/2017	3,531,280	146,220	3,677,500	19,454	553,220	2,927	4,230,720	22,381	44.83	20.17										
1/22/2017	4,302,120	166,460	4,468,580	23,639	558,510	2,955	5,027,090	26,593	43.75	21.25										
1/23/2017	4,762,510	191,410	4,953,920	26,206	705,890	3,734	5,659,810	29,940	39.88	25.12										
1/24/2017	4,879,700	193,720	5,073,420	26,838	693,480	3,669	5,766,900	30,507	36.33	28.67										
1/25/2017	4,325,160	194,310	4,519,470	23,908	633,580	3,352	5,153,050	27,260	40.25	24.75										
1/26/2017	3,998,320	199,480	4,197,800	22,206	644,280	3,408	4,842,080	25,615	43.71	21.29										
1/27/2017	3,829,280	174,200	4,003,480	21,178	720,000	3,809	4,723,480	24,987	44.71	20.29										
1/28/2017	4,001,850	138,950	4,140,800	21,905	600,480	3,177	4,741,280	25,081	44.04	20.96										
1/29/2017	3,846,200	158,310	4,004,510	21,184	609,690	3,225	4,614,200	24,409	43.38	21.62										
1/30/2017	4,133,970	191,300	4,325,270	22,881	764,190	4,043	5,089,460	26,923	42.79	22.21										
1/31/2017	4,999,480	193,120	5,192,600	27,469	786,500	4,161	5,979,100	31,629	39.29	25.71										
2/1/2017	5,753,240	197,420	5,950,660	31,479	804,890	4,258	6,755,550	35,737	35.92	29.08										
2/2/2017	5,308,630	199,120	5,507,750	29,136	772,660	4,087	6,280,410	33,223	37.75	27.25										
2/3/2017	4,855,360	172,380	5,027,740	26,597	738,180	3,905	5,765,920	30,502	36.79	28.21										
2/4/2017	4,046,180	137,130	4,183,310	22,130	614,990	3,253	4,798,300	25,383	42.63	22.37										
2/5/2017	4,237,290	164,870	4,402,160	28,577	653,870	3,459	5,056,030	32,036	35.46	29.54										
2/6/2017	5,648,230	192,110	5,840,340	30,895	719,940	3,808	6,560,280	34,704	34.04	30.96										
2/7/2017	5,475,130	193,650	5,668,780	29,988	776,170	4,106	6,444,950	34,094	34.92	30.08										
2/8/2017	5,080,940	193,650	5,274,590	27,903	695,630	3,680	5,970,220	31,582	36.75	28.25										
2/9/2017	3,279,760	196,540	3,476,300	18,390	598,610	3,167	4,074,910	21,556	48.58	16.42										
2/10/2017	4,320,860	169,060	4,489,920	23,752	666,180	3,524	5,156,100	27,276	43.42	21.58										
2/11/2017	4,285,470	134,790	4,420,260	23,383	585,850	3,099	5,006,110	26,482	42.25	22.75										
2/12/2017	4,504,360	158,970	4,663,330	24,669	632,170	3,344	5,295,500	28,013	40.83	24.17										
2/13/2017	4,042,300	193,710	4,236,010	22,408	782,080	4,137	5,018,090	26,546	43.83	21.17										

Date	Firm		Firm and Interruptible		Firm and Interruptible		Firm and Interruptible		Transportation		Transportation		Transportation		Average Daily Temp. (°F)	HDD65
	Customer Volumes (Therms)	Customer Volumes (Therms)	Customer Volumes (Therms)	Customer Emissions (mtCO ₂ e)	Customer Volumes (Therms)	Customer Emissions (mtCO ₂ e)	Customer Volumes (Therms)	Customer Emissions (mtCO ₂ e)	Customer Volumes (Therms)	Customer Emissions (mtCO ₂ e)	Customer Volumes (Therms)	Customer Emissions (mtCO ₂ e)	Customer Volumes (Therms)	Customer Emissions (mtCO ₂ e)		
2/14/2017	3,339,090	194,850	3,533,940	18,695	695,530	3,679	4,229,470	22,374	46.25	18.75						
2/15/2017	2,869,770	193,870	3,063,640	16,207	681,230	3,604	3,744,870	19,810	49.71	15.29						
2/16/2017	2,836,060	194,870	3,030,930	16,034	724,340	3,832	3,755,270	19,865	49.42	15.58						
2/17/2017	2,930,400	173,160	3,103,560	16,418	695,070	3,677	3,798,630	20,095	47.17	17.83						
2/18/2017	3,557,820	142,380	3,700,200	19,574	613,480	3,245	4,313,680	22,819	43.33	21.67						
2/19/2017	3,728,800	164,050	3,892,850	20,593	619,120	3,275	4,511,970	23,868	44.21	20.79						
2/20/2017	3,829,290	191,230	4,020,520	21,269	712,060	3,767	4,732,580	25,035	43.08	21.92						
2/21/2017	4,034,890	191,000	4,225,890	22,355	752,900	3,983	4,978,790	26,338	42.88	22.12						
2/22/2017	4,385,200	190,620	4,575,820	24,206	783,280	4,144	5,359,100	28,350	39.29	25.71						
2/23/2017	4,753,080	195,890	4,948,970	26,180	792,100	4,190	5,741,070	30,370	37.42	27.58						
2/24/2017	4,489,890	170,240	4,660,130	24,652	785,280	4,154	5,445,410	28,806	39.21	25.79						
2/25/2017	4,499,880	140,250	4,640,130	24,546	688,340	3,641	5,328,470	28,188	38.50	26.50						
2/26/2017	4,678,270	164,460	4,842,730	25,618	695,620	3,680	5,538,350	29,298	37.96	27.04						
2/27/2017	5,271,780	187,320	5,459,100	28,879	817,560	4,325	6,276,660	33,204	36.63	28.37						
2/28/2017	4,352,070	185,970	4,538,040	24,006	770,910	4,078	5,308,950	28,084	39.83	25.17						
3/1/2017	3,888,660	178,870	4,067,530	21,517	730,010	3,862	4,797,540	25,379	43.96	21.04						
3/2/2017	3,894,420	177,260	4,071,680	21,539	697,270	3,689	4,768,950	25,228	44.13	20.87						
3/3/2017	3,871,900	152,910	4,024,810	21,291	695,690	3,680	4,720,500	24,971	46.04	18.96						
3/4/2017	4,128,550	120,850	4,249,400	22,479	589,890	3,121	4,839,290	25,600	40.04	24.96						
3/5/2017	4,792,360	144,700	4,937,060	26,117	603,950	3,195	5,541,010	29,312	39.17	25.83						
3/6/2017	4,942,280	174,820	5,117,100	27,069	706,880	3,739	5,823,980	30,809	37.08	27.92						
3/7/2017	4,772,110	174,020	4,946,130	26,165	717,570	3,796	5,663,700	29,961	39.00	26.00						
3/8/2017	4,614,370	173,560	4,787,930	25,328	724,100	3,830	5,512,030	29,159	39.25	25.75						
3/9/2017	3,894,290	171,360	4,065,650	21,507	679,860	3,596	4,745,510	25,104	41.92	23.08						
3/10/2017	3,120,100	145,950	3,266,050	17,277	635,160	3,360	3,901,210	20,637	48.38	16.62						
3/11/2017	3,314,330	114,550	3,428,880	18,139	500,680	2,649	3,929,560	20,787	45.54	19.46						
3/12/2017	2,868,110	136,580	3,004,690	15,895	523,430	2,769	3,528,120	18,664	49.08	15.92						
3/13/2017	2,873,050	166,430	3,039,480	16,079	635,780	3,363	3,675,260	19,442	49.92	15.08						
3/14/2017	2,467,030	168,310	2,635,340	13,941	562,350	2,975	3,197,690	16,916	52.46	12.54						
3/15/2017	3,082,410	172,360	3,254,770	17,218	666,360	3,525	3,921,130	20,743	49.00	16.00						
3/16/2017	3,443,980	173,690	3,617,670	19,137	682,820	3,612	4,300,490	22,750	45.08	19.92						
3/17/2017	3,654,870	147,780	3,802,650	20,116	662,620	3,505	4,465,270	23,621	42.38	22.62						
3/18/2017	3,750,110	115,600	3,865,710	20,450	539,690	2,855	4,405,400	23,305	47.33	17.67						
3/19/2017	3,674,350	137,680	3,812,030	20,166	567,290	3,001	4,379,320	23,167	42.42	22.58						
3/20/2017	3,343,700	165,680	3,509,380	18,565	728,780	3,855	4,238,160	22,420	45.92	19.08						
3/21/2017	2,789,380	170,210	2,959,590	15,656	727,120	3,846	3,686,710	19,503	50.00	15.00						
3/22/2017	2,972,990	170,010	3,143,000	16,626	751,670	3,976	3,894,670	20,603	49.04	15.96						
3/23/2017	2,744,360	168,890	2,913,250	15,411	737,410	3,901	3,650,660	19,312	47.33	17.67						
3/24/2017	2,981,550	144,030	3,125,580	16,534	698,050	3,693	3,823,630	20,227	48.13	16.87						
3/25/2017	2,900,880	113,130	3,014,010	15,944	596,260	3,154	3,610,270	19,098	46.54	18.46						
3/26/2017	3,274,030	138,200	3,412,230	18,051	588,750	3,114	4,000,980	21,165	45.71	19.29						
3/27/2017	3,052,360	166,390	3,218,750	17,027	698,190	3,693	3,916,940	20,721	47.04	17.96						
3/28/2017	3,215,440	166,080	3,381,520	17,888	673,450	3,563	4,054,970	21,451	48.13	16.87						

Date	Firm			Firm and Interruptible			Firm and Interruptible			Firm and Interruptible			Firm and Interruptible			Firm and Interruptible			Average Daily Temp. (°F)	HDD65
	Customer Volumes (Therms)	Interruptible Customer Volumes (Therms)	Interruptible Customer Volumes (Therms)	Customer Volumes (Therms)	Interruptible Customer Emissions (mtCO ₂ e)	Interruptible Customer Emissions (mtCO ₂ e)	Customer Volumes (Therms)	Interruptible Customer Emissions (mtCO ₂ e)	Interruptible Customer Emissions (mtCO ₂ e)	Customer Volumes (Therms)	Interruptible Customer Emissions (mtCO ₂ e)	Interruptible Customer Emissions (mtCO ₂ e)	Customer Volumes (Therms)	Interruptible Customer Emissions (mtCO ₂ e)	Interruptible Customer Emissions (mtCO ₂ e)	Customer Volumes (Therms)	Interruptible Customer Emissions (mtCO ₂ e)	Interruptible Customer Emissions (mtCO ₂ e)		
3/29/2017	2,912,330	161,030	3,073,360	16,258	720,350	3,546	19,804	48.58	16.42											
3/30/2017	2,951,180	160,040	3,111,220	16,458	675,200	3,836	20,295	47.79	17.21											
3/31/2017	2,447,120	136,920	2,584,040	13,670	686,830	3,633	17,303	47.92	17.08											
4/1/2017	2,587,980	103,340	2,691,320	14,237	566,360	2,996	17,233	50.13	14.87											
4/2/2017	2,962,180	124,830	3,087,010	16,330	603,740	3,194	19,524	46.58	18.42											
4/3/2017	2,805,410	155,100	2,960,510	15,661	721,580	3,817	19,478	46.33	18.67											
4/4/2017	2,381,530	154,820	2,536,350	13,417	678,650	3,590	17,007	50.38	14.62											
4/5/2017	2,632,830	151,540	2,784,370	14,729	666,390	3,525	18,255	50.38	14.62											
4/6/2017	2,272,910	149,840	2,422,750	12,816	643,650	3,405	16,221	52.17	12.83											
4/7/2017	2,784,760	125,390	2,910,150	15,395	658,850	3,485	18,880	51.08	13.92											
4/8/2017	3,183,720	96,130	3,279,850	17,350	557,340	2,948	20,299	45.46	19.54											
4/9/2017	2,665,280	117,840	2,783,120	14,723	578,440	3,060	17,783	48.21	16.79											
4/10/2017	3,166,050	144,330	3,310,380	17,512	755,760	3,998	21,510	46.33	18.67											
4/11/2017	2,583,500	144,820	2,728,320	14,433	727,210	3,847	18,280	47.92	17.08											
4/12/2017	2,305,160	145,150	2,450,310	12,962	704,510	3,727	16,689	51.17	13.83											
4/13/2017	2,765,600	148,620	2,914,220	15,416	716,800	3,792	19,208	47.00	18.00											
4/14/2017	2,988,510	125,290	3,113,800	16,472	672,140	3,556	20,028	45.54	19.46											
4/15/2017	2,526,480	91,320	2,617,800	13,848	542,410	2,869	16,718	48.71	16.29											
4/16/2017	1,972,800	109,730	2,082,530	11,017	511,490	2,706	13,722	55.00	10.00											
4/17/2017	1,962,370	144,070	2,106,440	11,143	639,760	3,384	14,527	53.46	11.54											
4/18/2017	2,113,470	144,870	2,258,340	11,947	683,450	3,615	15,562	52.08	12.92											
4/19/2017	2,577,290	140,800	2,718,090	14,379	699,630	3,701	18,080	50.38	14.62											
4/20/2017	2,310,930	135,340	2,446,270	12,941	654,830	3,464	16,405	49.79	15.21											
4/21/2017	1,614,550	119,490	1,734,040	9,173	622,690	3,294	12,467	55.88	9.12											
4/22/2017	1,925,530	89,910	2,015,440	10,662	538,520	2,849	13,510	56.46	8.54											
4/23/2017	2,590,510	110,340	2,700,850	14,287	548,820	2,903	17,191	48.96	16.04											
4/24/2017	2,323,460	138,030	2,461,490	13,021	660,530	3,494	16,515	49.67	15.33											
4/25/2017	2,199,740	137,430	2,337,170	12,364	680,770	3,601	15,965	50.50	14.50											
4/26/2017	2,544,250	135,140	2,679,390	14,174	665,580	3,521	17,695	50.88	14.12											
4/27/2017	2,462,880	134,230	2,597,110	13,739	693,040	3,666	17,405	48.46	16.54											
4/28/2017	2,159,450	112,600	2,272,050	12,019	658,890	3,486	15,505	50.79	14.21											
4/29/2017	2,406,120	81,690	2,487,810	13,161	527,320	2,790	15,950	49.04	15.96											
4/30/2017	2,358,820	101,910	2,460,730	13,017	540,040	2,857	15,874	49.92	15.08											
5/1/2017	2,903,190	118,810	3,022,000	15,986	697,330	3,689	19,675	46.96	18.04											
5/2/2017	1,731,330	122,580	1,853,910	9,807	646,790	3,422	13,229	53.46	11.54											
5/3/2017	1,168,490	122,370	1,290,860	6,829	609,980	3,227	10,055	61.42	3.58											
5/4/2017	1,039,320	118,420	1,157,740	6,124	629,070	3,328	9,452	60.75	4.25											
5/5/2017	1,638,790	94,940	1,733,730	9,171	650,550	3,441	12,613	53.96	11.04											
5/6/2017	2,041,110	66,880	2,107,990	11,151	581,930	3,078	14,230	49.83	15.17											
5/7/2017	1,927,810	88,250	2,016,060	10,665	541,740	2,866	13,531	52.54	12.46											
5/8/2017	1,741,270	118,280	1,859,550	9,837	660,940	3,496	13,333	54.08	10.92											
5/9/2017	1,299,960	119,050	1,419,010	7,507	673,060	3,560	11,067	58.00	7.00											
5/10/2017	1,080,730	116,490	1,197,220	6,333	659,650	3,490	9,823	59.46	5.54											
5/11/2017	1,879,230	117,020	1,996,250	10,560	691,910	3,660	14,220	52.54	12.46											

Date	Firm		Firm and Interruptible		Firm and Interruptible		Firm and Interruptible		Transportation		Transportation		Transportation		Average Daily Temp. (°F)	HDD65
	Customer Volumes (Therms)	Customer Volumes (Therms)	Customer Volumes (Therms)	Customer Volumes (Therms)	Customer Volumes (Therms)	Customer Volumes (Therms)	Customer Volumes (Therms)	Customer Volumes (Therms)	Customer Volumes (Therms)	Customer Volumes (Therms)	Customer Volumes (Therms)	Customer Volumes (Therms)	Customer Volumes (Therms)	Customer Volumes (Therms)		
5/12/2017	2,206,300	91,400	2,297,700	12,155	681,520	3,605	2,979,220	15,760	48.13	16.87						
5/13/2017	2,091,440	61,820	2,153,260	11,391	563,640	2,982	2,716,900	14,372	49.92	15.08						
5/14/2017	2,117,390	78,570	2,195,960	11,617	544,490	2,880	2,740,450	14,497	51.08	13.92						
5/15/2017	2,532,850	108,790	2,641,640	13,974	681,040	3,603	3,322,680	17,577	48.46	16.54						
5/16/2017	2,580,990	109,540	2,690,530	14,233	673,200	3,561	3,363,730	17,794	47.75	17.25						
5/17/2017	2,058,560	112,000	2,170,560	11,482	672,460	3,557	2,843,020	15,040	51.96	13.04						
5/18/2017	1,548,020	111,800	1,659,820	8,780	647,600	3,426	2,307,420	12,206	56.13	8.87						
5/19/2017	1,098,710	88,140	1,186,850	6,278	621,890	3,290	1,808,740	9,568	60.58	4.42						
5/20/2017	1,034,890	60,790	1,095,680	5,796	512,800	2,713	1,608,480	8,509	62.08	2.92						
5/21/2017	986,710	82,600	1,069,310	5,657	483,720	2,559	1,553,030	8,216	65.25	0.00						
5/22/2017	883,190	110,890	994,080	5,259	579,580	3,066	1,573,660	8,325	70.29	0.00						
5/23/2017	976,370	108,670	1,085,040	5,740	634,860	3,358	1,719,900	9,098	65.50	0.00						
5/24/2017	1,347,190	105,120	1,452,310	7,683	671,870	3,554	2,124,180	11,237	55.17	9.83						
5/25/2017	1,134,800	109,050	1,243,850	6,580	651,520	3,447	1,895,370	10,027	59.08	5.92						
5/26/2017	923,860	84,960	1,008,820	5,337	522,800	2,766	1,531,620	8,102	66.63	0.00						
5/27/2017	836,570	55,740	892,310	4,720	409,730	2,167	1,302,040	6,888	71.33	0.00						
5/28/2017	781,170	78,980	860,150	4,550	396,680	2,098	1,256,830	6,649	70.08	0.00						
5/29/2017	905,470	105,560	1,011,030	5,348	433,140	2,291	1,444,170	7,640	59.79	5.21						
5/30/2017	1,254,280	104,560	1,358,840	7,188	630,450	3,335	1,989,290	10,523	54.58	10.42						
5/31/2017	1,003,810	103,420	1,107,230	5,857	598,520	3,166	1,705,750	9,023	59.71	5.29						
6/1/2017	1,000,790	100,690	1,101,480	5,827	566,760	2,998	1,668,240	8,825	60.29	4.71						
6/2/2017	971,290	73,320	1,044,610	5,526	567,970	3,005	1,612,580	8,531	62.13	2.87						
6/3/2017	1,091,900	39,990	1,131,890	5,988	492,510	2,605	1,624,400	8,593	58.92	6.08						
6/4/2017	1,237,800	64,940	1,302,740	6,891	461,230	2,440	1,763,970	9,331	58.25	6.75						
6/5/2017	1,067,120	98,510	1,165,630	6,166	574,840	3,041	1,740,470	9,207	61.38	3.62						
6/6/2017	873,640	100,500	974,140	5,153	562,560	2,976	1,536,700	8,129	67.83	0.00						
6/7/2017	822,030	102,390	924,420	4,890	555,040	2,936	1,479,460	7,826	66.46	0.00						
6/8/2017	1,065,360	101,160	1,166,520	6,171	554,470	2,933	1,720,990	9,104	57.13	7.87						
6/9/2017	1,238,890	76,110	1,315,000	6,956	591,570	3,129	1,906,570	10,086	54.79	10.21						
6/10/2017	1,167,500	45,380	1,212,880	6,416	464,700	2,458	1,677,580	8,874	57.38	7.62						
6/11/2017	1,056,380	67,770	1,124,150	5,947	448,300	2,372	1,572,450	8,318	59.50	5.50						
6/12/2017	1,248,150	97,360	1,345,510	7,118	606,820	3,210	1,952,330	10,328	56.88	8.12						
6/13/2017	1,312,350	97,280	1,409,630	7,457	603,650	3,193	2,013,280	10,650	56.67	8.33						
6/14/2017	1,174,110	99,670	1,273,780	6,738	570,260	3,017	1,844,040	9,755	57.33	7.67						
6/15/2017	1,293,000	99,430	1,392,430	7,366	518,110	2,741	1,910,540	10,107	57.54	7.46						
6/16/2017	1,121,990	74,630	1,196,620	6,330	514,780	2,723	1,711,400	9,053	59.21	5.79						
6/17/2017	1,123,400	41,420	1,164,820	6,162	437,000	2,312	1,601,820	8,474	56.92	8.08						
6/18/2017	1,031,360	65,200	1,096,560	5,801	446,930	2,364	1,543,490	8,165	61.21	3.79						
6/19/2017	893,240	95,730	988,970	5,232	590,820	3,125	1,579,790	8,357	63.25	1.75						
6/20/2017	997,320	92,920	1,090,240	5,767	659,930	3,491	1,750,170	9,258	63.08	1.92						
6/21/2017	1,066,610	91,320	1,157,930	6,125	676,080	3,576	1,834,010	9,702	60.54	4.46						
6/22/2017	949,880	94,960	1,044,840	5,527	649,060	3,434	1,693,900	8,961	64.00	1.00						
6/23/2017	889,340	68,610	957,950	5,068	572,470	3,028	1,530,420	8,096	69.33	0.00						
6/24/2017	790,040	34,230	824,270	4,360	483,950	2,560	1,308,220	6,920	75.71	0.00						

Date	Firm			Firm and Interruptible			Firm and Interruptible			Firm and Interruptible			Firm and Interruptible			Firm and Interruptible			Firm and Interruptible		
	Customer Volumes (Therms)	Interruptible Customer Volumes (Therms)	Interruptible Customer Volumes (Therms)	Customer Volumes (Therms)	Interruptible Customer Emissions (mtCO ₂ e)	Interruptible Customer Emissions (mtCO ₂ e)	Customer Volumes (Therms)	Interruptible Customer Volumes (Therms)	Interruptible Customer Emissions (mtCO ₂ e)	Customer Volumes (Therms)	Interruptible Customer Volumes (Therms)	Interruptible Customer Emissions (mtCO ₂ e)	Customer Volumes (Therms)	Interruptible Customer Volumes (Therms)	Interruptible Customer Emissions (mtCO ₂ e)	Customer Volumes (Therms)	Interruptible Customer Volumes (Therms)	Interruptible Customer Emissions (mtCO ₂ e)	Customer Volumes (Therms)	Interruptible Customer Volumes (Therms)	Interruptible Customer Emissions (mtCO ₂ e)
6/25/2017	706,680	55,770	762,450	4,033	479,990	2,539	1,242,440	6,573	79.54	0.00											
6/26/2017	804,060	87,160	891,220	4,715	574,700	3,045	1,466,920	7,760	63.29	1.71											
6/27/2017	871,500	86,270	957,770	5,067	624,960	3,306	1,582,730	8,373	61.00	4.00											
6/28/2017	928,740	87,460	1,016,200	5,376	666,050	3,523	1,682,250	8,899	59.96	5.04											
6/29/2017	827,880	87,800	915,680	4,844	611,900	3,237	1,527,580	8,081	64.79	0.21											
6/30/2017	781,700	62,330	844,030	4,465	660,150	3,492	1,504,180	7,957	69.92	0.00											
7/1/2017	851,210	25,800	877,010	4,639	509,920	2,697	1,386,930	7,337	61.08	3.92											
7/2/2017	803,570	50,180	853,750	4,516	475,340	2,515	1,329,090	7,031	63.71	1.29											
7/3/2017	846,640	81,860	928,500	4,912	479,450	2,536	1,407,950	7,448	62.04	2.96											
7/4/2017	776,600	79,400	856,000	4,528	419,840	2,221	1,275,840	6,749	66.00	0.00											
7/5/2017	765,690	83,520	849,210	4,492	611,530	3,235	1,460,740	7,727	71.08	0.00											
7/6/2017	765,900	81,060	846,960	4,480	609,420	3,224	1,456,380	7,704	69.21	0.00											
7/7/2017	818,360	55,650	874,010	4,624	656,090	3,471	1,530,100	8,094	63.71	1.29											
7/8/2017	787,910	22,200	810,110	4,285	534,150	2,826	1,344,260	7,111	69.04	0.00											
7/9/2017	756,080	46,510	802,590	4,246	491,230	2,599	1,293,820	6,844	68.08	0.00											
7/10/2017	824,210	78,890	903,100	4,777	644,520	3,410	1,547,620	8,187	64.04	0.96											
7/11/2017	835,560	77,550	913,110	4,830	644,720	3,411	1,557,830	8,241	63.42	1.58											
7/12/2017	796,200	78,210	874,410	4,626	648,070	3,428	1,522,480	8,054	64.63	0.37											
7/13/2017	842,830	79,590	922,420	4,880	650,050	3,439	1,572,470	8,318	64.33	0.67											
7/14/2017	807,200	54,250	861,450	4,557	610,540	3,230	1,471,990	7,787	66.92	0.00											
7/15/2017	816,020	23,060	839,080	4,439	515,360	2,726	1,354,440	7,165	64.58	0.42											
7/16/2017	843,160	46,140	889,300	4,704	507,500	2,685	1,396,800	7,389	62.83	2.17											
7/17/2017	826,760	78,130	904,890	4,787	564,040	2,984	1,468,930	7,771	66.33	0.00											
7/18/2017	784,450	77,720	862,170	4,561	528,860	2,798	1,391,030	7,359	68.96	0.00											
7/19/2017	780,430	77,410	857,840	4,538	574,630	3,040	1,432,470	7,578	64.63	0.37											
7/20/2017	794,020	77,040	871,060	4,608	644,550	3,410	1,515,610	8,018	65.50	0.00											
7/21/2017	791,240	51,160	842,400	4,456	589,740	3,120	1,432,140	7,576	65.75	0.00											
7/22/2017	750,000	20,980	770,980	4,078	482,960	2,555	1,253,940	6,633	71.54	0.00											
7/23/2017	761,360	44,810	806,170	4,265	511,550	2,706	1,317,720	6,971	68.25	0.00											
7/24/2017	760,400	76,080	836,480	4,425	616,970	3,264	1,453,450	7,689	67.13	0.00											
7/25/2017	731,140	77,680	808,820	4,279	610,300	3,228	1,419,120	7,507	72.17	0.00											
7/26/2017	744,000	77,570	821,570	4,346	613,250	3,244	1,434,820	7,590	68.67	0.00											
7/27/2017	830,290	76,530	906,820	4,797	666,750	3,527	1,573,570	8,324	62.08	2.92											
7/28/2017	797,800	51,760	849,560	4,494	625,570	3,309	1,475,130	7,803	66.54	0.00											
7/29/2017	779,190	19,820	799,010	4,227	498,420	2,637	1,297,430	6,863	67.83	0.00											
7/30/2017	764,610	44,350	808,960	4,279	492,410	2,605	1,301,370	6,884	67.33	0.00											
7/31/2017	741,010	77,120	818,130	4,328	632,100	3,344	1,450,230	7,672	72.00	0.00											
8/1/2017	718,650	71,270	789,920	4,179	643,310	3,403	1,433,230	7,582	75.75	0.00											
8/2/2017	700,690	70,990	771,680	4,082	600,430	3,176	1,372,110	7,258	79.21	0.00											
8/3/2017	683,840	69,740	753,580	3,986	592,590	3,135	1,346,170	7,121	80.04	0.00											
8/4/2017	689,880	45,700	735,580	3,891	550,420	2,912	1,286,000	6,803	77.13	0.00											
8/5/2017	732,550	17,720	750,270	3,969	510,750	2,702	1,261,020	6,671	67.96	0.00											
8/6/2017	722,650	41,600	764,250	4,043	524,360	2,774	1,288,610	6,817	68.50	0.00											
8/7/2017	715,540	70,280	785,820	4,157	631,740	3,342	1,417,560	7,499	70.71	0.00											

Date	Firm		Firm and Interruptible		Firm and Interruptible		Firm and Interruptible		Firm and Interruptible		Firm and Interruptible		Firm and Interruptible		Firm and Interruptible		HDD65
	Customer Volumes (Therms)	Customer Volumes (Therms)	Customer Volumes (Therms)	Customer Volumes (Therms)	Customer Volumes (Therms)	Customer Volumes (Therms)	Customer Volumes (Therms)	Customer Volumes (Therms)	Customer Volumes (Therms)	Customer Volumes (Therms)	Customer Volumes (Therms)	Customer Volumes (Therms)	Customer Volumes (Therms)	Customer Volumes (Therms)	Customer Volumes (Therms)	Customer Volumes (Therms)	
8/8/2017	710,590	70,200	780,790	4,130	626,090	3,312	1,406,880	7,442	72.50	0.00							
8/9/2017	708,310	70,870	779,180	4,122	568,200	3,006	1,347,380	7,128	74.00	0.00							
8/10/2017	703,580	71,150	774,730	4,098	552,660	2,924	1,327,390	7,022	71.96	0.00							
8/11/2017	728,330	47,030	775,360	4,102	605,390	3,203	1,380,750	7,304	66.33	0.00							
8/12/2017	771,020	17,430	788,450	4,171	465,620	2,463	1,254,070	6,634	64.00	1.00							
8/13/2017	808,700	39,400	848,100	4,486	508,100	2,688	1,356,200	7,174	64.67	0.33							
8/14/2017	841,210	68,820	910,030	4,814	625,070	3,307	1,535,100	8,121	63.83	1.17							
8/15/2017	815,820	70,770	886,590	4,690	667,540	3,531	1,554,130	8,221	66.63	0.00							
8/16/2017	783,960	71,870	855,830	4,527	645,960	3,417	1,501,790	7,944	67.04	0.00							
8/17/2017	798,980	70,750	869,730	4,601	642,040	3,396	1,511,770	7,997	65.92	0.00							
8/18/2017	798,160	48,520	846,680	4,479	604,960	3,200	1,451,640	7,679	63.96	1.04							
8/19/2017	793,070	18,470	811,540	4,293	541,900	2,867	1,353,440	7,160	66.71	0.00							
8/20/2017	777,120	42,410	819,530	4,335	503,100	2,661	1,322,630	6,997	66.00	0.00							
8/21/2017	758,010	71,610	829,620	4,389	624,350	3,303	1,453,970	7,692	69.67	0.00							
8/22/2017	742,340	71,960	814,300	4,308	602,660	3,188	1,416,960	7,496	72.25	0.00							
8/23/2017	765,110	72,620	837,730	4,432	637,170	3,371	1,474,900	7,802	65.42	0.00							
8/24/2017	836,430	73,570	910,000	4,814	644,070	3,407	1,554,070	8,221	63.83	1.17							
8/25/2017	841,910	49,160	891,070	4,714	617,340	3,266	1,508,410	7,979	65.25	0.00							
8/26/2017	796,820	19,180	816,000	4,317	490,100	2,593	1,306,100	6,909	69.17	0.00							
8/27/2017	722,710	40,620	763,330	4,038	489,430	2,589	1,252,760	6,627	73.83	0.00							
8/28/2017	712,830	70,650	783,480	4,145	616,060	3,259	1,399,540	7,404	75.50	0.00							
8/29/2017	726,580	72,780	799,360	4,229	650,940	3,443	1,450,300	7,672	71.54	0.00							
8/30/2017	757,330	73,910	831,240	4,397	652,930	3,454	1,484,170	7,851	66.54	0.00							
8/31/2017	771,560	74,030	845,590	4,473	615,180	3,254	1,460,770	7,727	66.42	0.00							
9/1/2017	757,650	59,740	817,390	4,324	586,420	3,102	1,403,810	7,426	70.08	0.00							
9/2/2017	716,210	27,300	743,510	3,933	475,180	2,514	1,218,690	6,447	75.54	0.00							
9/3/2017	655,090	51,960	707,050	3,740	398,360	2,107	1,105,410	5,848	76.92	0.00							
9/4/2017	661,950	80,480	742,430	3,927	416,320	2,202	1,158,750	6,130	76.92	0.00							
9/5/2017	691,690	85,840	777,530	4,113	612,570	3,240	1,390,100	7,354	74.96	0.00							
9/6/2017	716,210	85,570	801,780	4,241	613,250	3,244	1,415,030	7,486	70.88	0.00							
9/7/2017	742,360	85,600	827,960	4,380	614,860	3,253	1,442,820	7,633	67.25	0.00							
9/8/2017	761,130	62,200	823,330	4,355	620,120	3,280	1,443,450	7,636	65.92	0.00							
9/9/2017	836,870	30,920	867,790	4,591	521,910	2,761	1,389,700	7,352	61.75	3.25							
9/10/2017	853,880	54,330	908,210	4,804	498,320	2,636	1,406,530	7,441	64.96	0.04							
9/11/2017	813,630	84,980	898,610	4,754	621,700	3,289	1,520,310	8,042	66.25	0.00							
9/12/2017	794,090	86,560	880,650	4,659	604,340	3,197	1,484,990	7,856	67.21	0.00							
9/13/2017	886,440	87,260	973,700	5,151	642,180	3,397	1,615,880	8,548	60.21	4.79							
9/14/2017	959,480	87,610	1,047,090	5,539	624,580	3,304	1,671,670	8,843	64.21	0.79							
9/15/2017	984,810	66,970	1,051,780	5,564	597,000	3,158	1,648,780	8,722	63.13	1.87							
9/16/2017	989,820	37,440	1,027,260	5,434	522,730	2,765	1,549,990	8,199	63.04	1.96							
9/17/2017	1,187,280	60,970	1,248,250	6,603	531,330	2,811	1,779,580	9,414	57.29	7.71							
9/18/2017	1,362,410	91,040	1,453,450	7,689	620,150	3,281	2,073,600	10,969	54.13	10.87							
9/19/2017	1,667,690	91,550	1,759,240	9,306	628,020	3,322	2,387,260	12,629	54.13	10.87							
9/20/2017	1,712,140	93,780	1,805,920	9,553	659,280	3,488	2,465,200	13,041	52.71	12.29							

Date	Firm			Firm and Interruptible			Firm and Interruptible			Firm and Interruptible			Firm and Interruptible			Firm and Interruptible			Average Daily Temp. (°F)	HDD65
	Customer Volumes (Therms)	Interruptible Customer Volumes (Therms)	Interruptible Customer Volumes (Therms)	Customer Volumes (Therms)	Interruptible Customer Emissions (mtCO ₂ e)	Interruptible Customer Volumes (Therms)	Customer Volumes (Therms)	Interruptible Customer Emissions (mtCO ₂ e)	Interruptible Customer Volumes (Therms)	Customer Volumes (Therms)	Interruptible Customer Emissions (mtCO ₂ e)	Customer Volumes (Therms)	Interruptible Customer Emissions (mtCO ₂ e)	Interruptible Customer Volumes (Therms)	Customer Volumes (Therms)	Interruptible Customer Emissions (mtCO ₂ e)	Customer Volumes (Therms)	Interruptible Customer Emissions (mtCO ₂ e)		
9/21/2017	1,561,280	90,720	1,652,000	8,739	671,200	3,551	2,323,200	12,290	54.67	10.33										
9/22/2017	1,206,700	66,020	1,272,720	6,733	656,920	3,475	1,929,640	10,208	58.33	6.67										
9/23/2017	1,106,490	36,840	1,143,330	6,048	574,350	3,038	1,717,680	9,087	59.63	5.37										
9/24/2017	1,092,660	62,600	1,155,260	6,111	529,770	2,802	1,685,030	8,914	59.79	5.21										
9/25/2017	1,033,250	93,040	1,126,290	5,958	652,220	3,450	1,778,510	9,408	60.63	4.37										
9/26/2017	1,002,250	95,420	1,097,670	5,807	664,140	3,513	1,761,810	9,320	63.25	1.75										
9/27/2017	946,310	93,310	1,039,620	5,500	661,840	3,501	1,701,460	9,001	66.67	0.00										
9/28/2017	852,630	93,540	946,170	5,005	601,610	3,183	1,547,780	8,188	70.00	0.00										
9/29/2017	982,290	70,530	1,052,820	5,569	616,950	3,264	1,669,770	8,833	59.75	5.25										
9/30/2017	1,264,200	42,200	1,306,400	6,911	525,660	2,781	1,832,060	9,692	56.21	8.79										
10/1/2017	1,540,570	88,590	1,629,160	8,618	550,000	2,910	2,179,160	11,528	55.17	9.83										
10/2/2017	1,817,530	121,420	1,938,950	10,257	670,760	3,548	2,609,710	13,805	54.04	10.96										
10/3/2017	1,722,300	123,700	1,846,000	9,765	698,700	3,696	2,544,700	13,461	56.83	8.17										
10/4/2017	1,753,620	123,540	1,877,160	9,930	691,510	3,658	2,568,670	13,588	56.38	8.62										
10/5/2017	1,670,850	123,910	1,794,760	9,494	667,450	3,531	2,462,210	13,025	56.50	8.50										
10/6/2017	1,595,270	98,010	1,693,280	8,957	630,590	3,336	2,323,870	12,293	55.08	9.92										
10/7/2017	1,746,920	69,490	1,816,410	9,609	533,050	2,820	2,349,460	12,429	54.25	10.75										
10/8/2017	1,962,540	96,900	2,059,440	10,894	564,380	2,986	2,623,820	13,880	52.67	12.33										
10/9/2017	1,976,020	125,500	2,101,520	11,117	708,330	3,747	2,809,850	14,864	52.58	12.42										
10/10/2017	2,358,280	128,640	2,486,920	13,156	729,350	3,858	3,216,270	17,014	50.58	14.42										
10/11/2017	2,411,810	130,890	2,542,700	13,451	727,010	3,846	3,269,710	17,297	48.29	16.71										
10/12/2017	2,788,750	130,690	2,919,440	15,444	738,180	3,905	3,657,620	19,349	47.17	17.83										
10/13/2017	2,923,910	106,250	3,030,160	16,030	698,820	3,697	3,728,980	19,726	47.50	17.50										
10/14/2017	2,795,950	79,890	2,875,840	15,213	610,370	3,229	3,486,210	18,442	47.38	17.62										
10/15/2017	2,292,950	105,320	2,398,270	12,687	575,310	3,043	2,973,580	15,730	51.71	13.29										
10/16/2017	2,023,970	134,720	2,158,690	11,419	639,030	3,380	2,797,720	14,800	52.29	12.71										
10/17/2017	2,261,330	133,450	2,394,780	12,668	647,970	3,428	3,042,750	16,096	53.71	11.29										
10/18/2017	2,151,620	137,240	2,288,860	12,108	614,860	3,253	2,903,720	15,361	53.38	11.62										
10/19/2017	2,343,800	133,640	2,477,440	13,106	612,370	3,239	3,089,810	16,345	51.71	13.29										
10/20/2017	2,775,100	112,270	2,887,370	15,274	618,140	3,270	3,505,510	18,544	48.75	16.25										
10/21/2017	2,568,460	83,470	2,651,930	14,029	526,340	2,784	3,178,270	16,813	49.79	15.21										
10/22/2017	2,052,680	106,390	2,159,070	11,421	538,110	2,847	2,697,180	14,268	54.67	10.33										
10/23/2017	2,013,650	139,070	2,152,720	11,388	683,310	3,615	2,836,030	15,003	55.38	9.62										
10/24/2017	2,259,000	143,560	2,402,560	12,710	715,730	3,786	3,118,290	16,496	53.96	11.04										
10/25/2017	2,382,630	143,910	2,526,540	13,365	719,780	3,808	3,246,320	17,173	51.42	13.58										
10/26/2017	2,319,730	144,680	2,464,410	13,037	711,870	3,766	3,176,280	16,803	52.38	12.62										
10/27/2017	2,077,390	124,720	2,202,110	11,649	670,840	3,549	2,872,950	15,198	54.00	11.00										
10/28/2017	1,970,920	93,210	2,064,130	10,919	529,940	2,803	2,594,070	13,723	54.58	10.42										
10/29/2017	2,478,180	116,030	2,594,210	13,723	557,590	2,950	3,151,800	16,673	51.46	13.54										
10/30/2017	2,731,660	145,690	2,877,350	15,221	716,200	3,789	3,593,550	19,010	53.92	11.08										
10/31/2017	2,692,880	148,590	2,841,470	15,031	712,160	3,767	3,553,630	18,799	48.29	16.71										
11/1/2017	2,568,610	143,430	2,712,040	14,347	714,580	3,780	3,426,620	18,127	50.46	14.54										
11/2/2017	3,478,720	145,130	3,623,850	19,170	736,180	3,894	4,360,030	23,065	45.67	19.33										
11/3/2017	4,825,130	121,140	4,946,270	26,166	791,850	4,189	5,738,120	30,355	36.92	28.08										

Date	Firm		Firm and Interruptible		Firm and Interruptible		Firm and Interruptible		Transportation		Transportation		Transportation		Average Daily Temp. (°F)	HDD65
	Customer Volumes (Therms)	Customer Volumes (Therms)	Customer Volumes (Therms)	Customer Volumes (Therms)	Customer Volumes (Therms)	Customer Volumes (Therms)	Customer Volumes (Therms)	Customer Volumes (Therms)	Customer Volumes (Therms)	Customer Volumes (Therms)	Customer Volumes (Therms)	Customer Volumes (Therms)	Customer Volumes (Therms)	Customer Volumes (Therms)		
11/4/2017	4,498,950	94,730	4,593,680	24,301	661,620	3,500	5,255,300	27,801	38.46	26.54						
11/5/2017	4,995,530	115,280	5,110,810	27,036	645,610	3,415	5,756,420	30,451	36.04	28.96						
11/6/2017	4,482,220	141,990	4,624,210	24,462	729,240	3,858	5,353,450	28,320	40.04	24.96						
11/7/2017	4,225,580	141,070	4,366,650	23,100	759,470	4,018	5,126,120	27,117	43.54	21.46						
11/8/2017	3,393,310	143,400	3,536,710	18,709	727,870	3,850	4,264,580	22,560	49.21	15.79						
11/9/2017	3,369,330	144,450	3,513,780	18,588	725,370	3,837	4,239,150	22,425	48.00	17.00						
11/10/2017	3,413,860	123,970	3,537,830	18,715	692,520	3,663	4,230,350	22,379	44.63	20.37						
11/11/2017	3,075,920	97,000	3,172,920	16,785	528,870	2,798	3,701,790	19,582	46.50	18.50						
11/12/2017	2,667,210	119,150	2,786,360	14,740	537,790	2,845	3,324,150	17,585	50.96	14.04						
11/13/2017	3,361,030	144,590	3,505,620	18,545	719,820	3,808	4,225,440	22,353	48.54	16.46						
11/14/2017	3,125,950	148,080	3,274,030	17,320	688,720	3,643	3,962,750	20,963	50.17	14.83						
11/15/2017	3,515,890	148,650	3,664,540	19,385	744,040	3,936	4,408,580	23,321	46.42	18.58						
11/16/2017	3,918,560	149,520	4,068,080	21,520	788,650	4,172	4,856,730	25,692	43.13	21.87						
11/17/2017	3,570,280	129,600	3,699,880	19,572	719,120	3,804	4,419,000	23,377	44.58	20.42						
11/18/2017	3,317,410	103,470	3,420,880	18,096	605,240	3,202	4,026,120	21,298	46.63	18.37						
11/19/2017	3,525,160	122,290	3,647,450	19,295	593,750	3,141	4,241,200	22,436	44.42	20.58						
11/20/2017	3,643,040	151,470	3,794,510	20,073	725,290	3,837	4,519,800	23,910	46.50	18.50						
11/21/2017	2,890,560	158,160	3,048,720	16,128	659,630	3,489	3,708,350	19,617	48.21	16.79						
11/22/2017	1,490,550	160,620	1,651,170	8,735	550,300	2,911	2,201,470	11,646	60.88	4.12						
11/23/2017	2,293,860	136,040	2,429,900	12,854	451,290	2,387	2,881,190	15,241	52.54	12.46						
11/24/2017	3,014,890	141,950	3,156,840	16,700	474,150	2,508	3,630,990	19,208	49.00	16.00						
11/25/2017	3,043,960	109,730	3,153,690	16,683	446,410	2,362	3,600,100	19,045	47.38	17.62						
11/26/2017	3,207,290	131,120	3,338,410	17,660	487,530	2,579	3,825,940	20,239	48.21	16.79						
11/27/2017	3,547,280	156,110	3,703,390	19,591	628,550	3,325	4,331,940	22,916	45.17	19.83						
11/28/2017	3,938,120	159,770	4,097,890	21,678	623,320	3,297	4,721,210	24,975	44.08	20.92						
11/29/2017	3,620,870	160,550	3,781,420	20,004	659,250	3,487	4,440,670	23,491	45.71	19.29						
11/30/2017	3,838,420	158,260	3,996,680	21,142	667,360	3,530	4,664,040	24,673	44.17	20.83						
12/1/2017	3,788,660	158,920	3,947,580	20,883	655,780	3,469	4,603,360	24,352	44.13	20.87						
12/2/2017	3,865,330	132,910	3,998,240	21,151	556,600	2,944	4,554,840	24,095	42.42	22.58						
12/3/2017	4,162,710	153,260	4,315,970	22,831	606,480	3,208	4,922,450	26,040	41.88	23.12						
12/4/2017	4,923,790	181,510	5,105,300	27,007	826,790	4,374	5,932,090	31,381	38.21	26.79						
12/5/2017	5,058,700	185,100	5,243,800	27,740	819,540	4,335	6,063,340	32,075	37.96	27.04						
12/6/2017	4,636,760	186,140	4,822,900	25,513	793,740	4,199	5,616,640	29,712	42.13	22.87						
12/7/2017	4,895,690	187,450	5,083,140	26,890	793,810	4,199	5,876,950	31,089	41.13	23.87						
12/8/2017	5,248,060	162,610	5,410,670	28,622	800,750	4,236	6,211,420	32,858	34.58	30.42						
12/9/2017	5,016,400	134,200	5,150,600	27,247	677,150	3,582	5,827,750	30,829	36.33	28.67						
12/10/2017	4,952,970	152,750	5,105,720	27,009	664,620	3,516	5,770,340	30,525	40.67	24.33						
12/11/2017	5,147,350	183,560	5,330,910	28,201	826,220	4,371	6,157,130	32,571	38.04	26.96						
12/12/2017	4,873,600	182,300	5,055,900	26,746	832,480	4,404	5,888,380	31,150	39.96	25.04						
12/13/2017	4,592,660	186,090	4,778,750	25,280	810,240	4,286	5,588,990	29,566	41.92	23.08						
12/14/2017	4,512,200	188,070	4,700,270	24,864	828,500	4,383	5,528,770	29,247	41.92	23.08						
12/15/2017	4,317,030	166,130	4,483,160	23,716	772,370	4,086	5,255,530	27,802	41.04	23.96						
12/16/2017	3,996,720	135,020	4,131,740	21,857	630,820	3,337	4,762,560	25,194	41.92	23.08						
12/17/2017	3,449,700	159,300	3,609,000	19,092	618,220	3,270	4,227,220	22,362	46.67	18.33						

Date	Firm		Firm and Interruptible		Firm and Interruptible		Transportation		Transportation		Total Customer		Average Daily Temp. (°F)	HDD65
	Customer Volumes (Therms)	Customer Volumes (Therms)	Customer Volumes (Therms)	Customer Emissions (mtCO ₂ e)	Customer Volumes (Therms)	Customer Emissions (mtCO ₂ e)	Customer Volumes (Therms)	Customer Emissions (mtCO ₂ e)	Customer Volumes (Therms)	Customer Emissions (mtCO ₂ e)	Volumes (Therms)	Emissions (mtCO ₂ e)		
12/18/2017	3,671,440	189,530	3,860,970	20,425	756,230	4,000	4,000	4,617,200	24,425	45.88	19.12			
12/19/2017	4,188,240	191,250	4,379,490	23,168	758,900	4,015	4,015	5,138,390	27,182	42.83	22.17			
12/20/2017	5,251,330	190,670	5,442,000	28,788	840,040	4,444	4,444	6,282,040	33,232	38.63	26.37			
12/21/2017	5,293,970	189,470	5,483,440	29,007	846,500	4,478	4,478	6,329,940	33,485	35.38	29.62			
12/22/2017	5,084,300	167,700	5,252,000	27,783	766,390	4,054	4,054	6,018,390	31,837	37.38	27.62			
12/23/2017	5,842,730	138,020	5,980,750	31,638	646,400	3,419	3,419	6,627,150	35,058	33.00	32.00			
12/24/2017	5,661,320	145,600	5,806,920	30,719	521,820	2,760	2,760	6,328,740	33,479	33.33	31.67			
12/25/2017	5,350,940	169,340	5,520,280	29,202	527,860	2,792	2,792	6,048,140	31,995	33.21	31.79			
12/26/2017	5,485,800	193,280	5,679,080	30,042	711,040	3,761	3,761	6,390,120	33,804	34.79	30.21			
12/27/2017	5,041,970	186,900	5,228,870	27,661	712,310	3,768	3,768	5,941,180	31,429	36.75	28.25			
12/28/2017	3,829,230	189,190	4,018,420	21,257	664,180	3,514	3,514	4,682,600	24,771	44.38	20.62			
12/29/2017	3,486,770	168,250	3,655,020	19,335	667,130	3,529	3,529	4,322,150	22,864	47.75	17.25			
12/30/2017	4,055,160	138,890	4,194,050	22,187	631,840	3,342	3,342	4,825,890	25,529	43.58	21.42			
12/31/2017	5,061,540	158,690	5,220,230	27,615	574,340	3,038	3,038	5,794,570	30,653	36.75	28.25			
TOTAL	932,952,880	43,570,670	976,523,550	5,165,810	231,587,360	1,225,097	1,225,097	1,208,110,910	6,390,907	N/A	N/A			

Calendar Year 2018

Date	Firm			Firm and Interruptible			Firm and Interruptible			Firm and Interruptible			Firm and Interruptible			Firm and Interruptible			HDD65
	Customer Volumes (Therms)	Interruptible Customer Volumes (Therms)	Interruptible Customer Volumes (Therms)	Customer Volumes (Therms)	Interruptible Customer Emissions (mtCO ₂ e)	Interruptible Customer Emissions (mtCO ₂ e)	Customer Volumes (Therms)	Interruptible Customer Volumes (Therms)	Interruptible Customer Emissions (mtCO ₂ e)	Customer Volumes (Therms)	Interruptible Customer Volumes (Therms)	Interruptible Customer Emissions (mtCO ₂ e)	Customer Volumes (Therms)	Interruptible Customer Volumes (Therms)	Interruptible Customer Emissions (mtCO ₂ e)	Customer Volumes (Therms)	Interruptible Customer Volumes (Therms)	Interruptible Customer Emissions (mtCO ₂ e)	
1/1/2018	5,331,530	182,370	5,513,900	29,169	606,060	3,206	6,119,960	32,375	36.00	29.00									
1/2/2018	5,260,000	208,490	5,468,490	28,928	756,950	4,004	6,225,440	32,933	38.42	26.58									
1/3/2018	4,810,510	208,360	5,018,870	26,550	738,920	3,909	5,757,790	30,459	39.63	25.37									
1/4/2018	4,044,590	207,770	4,252,360	22,495	773,120	4,090	5,025,480	26,585	42.63	22.37									
1/5/2018	3,298,290	186,730	3,485,020	18,436	689,030	3,645	4,174,050	22,081	47.79	17.21									
1/6/2018	3,694,060	153,290	3,847,350	20,352	619,310	3,276	4,466,660	23,629	44.79	20.21									
1/7/2018	3,866,840	168,950	4,035,790	21,349	555,000	2,936	4,590,790	24,285	43.46	21.54									
1/8/2018	3,501,180	202,500	3,703,680	19,592	637,670	3,373	4,341,350	22,966	45.33	19.67									
1/9/2018	3,905,570	202,510	4,108,080	21,732	636,290	3,366	4,744,370	25,098	44.58	20.42									
1/10/2018	4,118,130	205,270	4,323,400	22,871	633,170	3,349	4,956,570	26,220	42.92	22.08									
1/11/2018	3,523,810	206,190	3,730,000	19,732	624,560	3,304	4,354,560	23,036	46.38	18.62									
1/12/2018	3,095,570	179,420	3,274,990	17,325	580,390	3,070	3,855,380	20,395	49.42	15.58									
1/13/2018	2,889,050	146,540	3,035,590	16,058	509,190	2,694	3,544,780	18,752	50.13	14.87									
1/14/2018	3,304,500	172,480	3,476,980	18,393	521,390	2,758	3,998,370	21,151	46.29	18.71									
1/15/2018	2,831,350	209,940	3,041,290	16,088	567,530	3,002	3,608,820	19,091	51.42	13.58									
1/16/2018	3,083,400	210,510	3,293,910	17,425	641,710	3,395	3,935,620	20,819	49.79	15.21									
1/17/2018	3,213,920	207,890	3,421,810	18,101	633,810	3,353	4,055,620	21,454	50.17	14.83									
1/18/2018	4,057,120	206,280	4,263,400	22,553	647,050	3,423	4,910,450	25,976	44.21	20.79									
1/19/2018	4,103,030	182,950	4,285,980	22,673	632,080	3,344	4,918,060	26,017	43.25	21.75									
1/20/2018	3,905,110	147,640	4,052,750	21,439	538,550	2,849	4,591,300	24,288	43.96	21.04									
1/21/2018	3,888,370	173,420	4,061,790	21,487	546,330	2,890	4,608,120	24,377	46.96	18.04									
1/22/2018	4,227,630	202,540	4,430,170	23,436	701,280	3,710	5,131,450	27,145	42.71	22.29									
1/23/2018	4,090,180	200,740	4,290,920	22,699	691,910	3,660	4,982,830	26,359	43.17	21.83									
1/24/2018	3,996,480	202,450	4,198,930	22,212	732,100	3,873	4,931,030	26,085	45.58	19.42									
1/25/2018	4,661,650	202,430	4,864,080	25,731	768,770	4,067	5,632,850	29,798	40.21	24.79									
1/26/2018	4,528,520	181,080	4,709,600	24,914	716,360	3,790	5,425,960	28,703	40.13	24.87									
1/27/2018	3,808,990	146,810	3,955,800	20,926	544,320	2,879	4,500,120	23,806	44.79	20.21									
1/28/2018	3,090,770	165,800	3,256,570	17,227	530,400	2,806	3,786,970	20,033	49.21	15.79									
1/29/2018	3,609,560	195,910	3,805,470	20,131	680,940	3,602	4,486,410	23,733	47.33	17.67									
1/30/2018	4,149,790	201,440	4,351,230	23,018	733,970	3,883	5,085,200	26,901	43.08	21.92									
1/31/2018	4,170,070	203,420	4,373,490	23,136	738,270	3,905	5,111,760	27,041	42.58	22.42									
2/1/2018	3,716,140	214,790	3,930,930	20,795	676,640	3,579	4,607,570	24,374	44.33	20.67									
2/2/2018	2,927,000	189,490	3,116,490	16,486	632,560	3,346	3,749,050	19,832	49.75	15.25									
2/3/2018	2,843,240	152,310	2,995,550	15,846	563,030	2,978	3,558,580	18,825	49.33	15.67									
2/4/2018	2,757,760	172,350	2,930,110	15,500	532,310	2,816	3,462,420	18,316	51.29	13.71									
2/5/2018	3,259,700	210,130	3,469,830	18,355	663,340	3,509	4,133,170	21,864	47.58	17.42									
2/6/2018	3,325,730	208,640	3,534,370	18,697	633,830	3,353	4,168,200	22,050	46.33	18.67									
2/7/2018	2,881,770	210,290	3,092,060	16,357	584,640	3,093	3,676,700	19,450	49.71	15.29									
2/8/2018	3,254,580	208,030	3,462,610	18,317	605,520	3,203	4,068,130	21,520	49.00	16.00									
2/9/2018	3,893,100	183,910	4,077,010	21,567	686,050	3,629	4,763,060	25,197	43.00	22.00									
2/10/2018	4,501,610	146,050	4,647,660	24,586	679,770	3,596	5,327,430	28,182	38.63	26.37									
2/11/2018	4,695,590	168,160	4,863,750	25,729	688,730	3,643	5,552,480	29,373	38.88	26.12									
2/12/2018	5,115,190	201,980	5,317,170	28,128	850,300	4,498	6,167,470	32,626	38.13	26.87									
2/13/2018	4,541,500	208,580	4,750,080	25,128	786,170	4,159	5,536,250	29,287	39.04	25.96									

Date	Firm		Firm and Interruptible		Firm and Interruptible		Firm and Interruptible		Transportation		Transportation		Transportation		Average Daily Temp. (°F)	HDD65
	Customer Volumes (Therms)	Customer Volumes (Therms)	Customer Volumes (Therms)	Customer Volumes (Therms)	Customer Volumes (Therms)	Customer Volumes (Therms)	Customer Volumes (Therms)	Customer Volumes (Therms)	Customer Emissions (mtCO ₂ e)	Customer Emissions (mtCO ₂ e)	Customer Emissions (mtCO ₂ e)	Customer Emissions (mtCO ₂ e)	Customer Emissions (mtCO ₂ e)	Customer Emissions (mtCO ₂ e)		
2/14/2018	4,630,710	209,540	4,840,250	25,605	804,720	4,257	5,644,970	29,862	39.46	25.54						
2/15/2018	4,288,130	208,270	4,496,400	23,786	768,710	4,066	5,265,110	27,852	40.79	24.21						
2/16/2018	3,906,030	181,810	4,087,840	21,625	710,580	3,759	4,798,420	25,384	43.75	21.25						
2/17/2018	4,020,900	149,570	4,170,470	22,062	659,530	3,489	4,830,000	25,551	44.63	20.37						
2/18/2018	5,639,650	175,100	5,814,750	30,760	753,650	3,987	6,568,400	34,747	34.21	30.79						
2/19/2018	5,864,370	206,990	6,071,360	32,117	810,720	4,289	6,882,080	36,406	32.17	32.83						
2/20/2018	6,302,390	207,120	6,509,510	34,435	896,490	4,742	7,406,000	39,178	31.50	33.50						
2/21/2018	6,371,670	207,180	6,578,850	34,802	862,310	4,562	7,441,160	39,364	30.33	34.67						
2/22/2018	6,125,680	206,630	6,332,310	33,498	859,870	4,549	7,192,180	38,047	31.71	33.29						
2/23/2018	6,083,130	185,450	6,268,580	33,161	823,750	4,358	7,092,330	37,518	31.17	33.83						
2/24/2018	4,569,330	149,640	4,718,970	24,963	670,440	3,547	5,389,410	28,510	39.83	25.17						
2/25/2018	5,017,860	175,720	5,193,580	27,474	687,840	3,639	5,881,420	31,113	39.83	25.17						
2/26/2018	4,698,870	210,010	4,908,880	25,968	823,530	4,356	5,732,410	30,324	38.21	26.79						
2/27/2018	4,484,520	205,010	4,689,530	24,808	818,070	4,328	5,507,600	29,135	41.75	23.25						
2/28/2018	4,268,060	203,350	4,471,410	23,654	755,810	3,998	5,227,220	27,652	43.08	21.92						
3/1/2018	3,815,350	191,560	4,006,910	21,197	717,400	3,795	4,724,310	24,992	43.38	21.62						
3/2/2018	4,352,910	163,260	4,516,170	23,891	710,810	3,760	5,226,980	27,651	40.79	24.21						
3/3/2018	4,003,200	128,450	4,131,650	21,856	630,550	3,336	4,762,200	25,192	41.67	23.33						
3/4/2018	4,359,780	152,260	4,512,040	23,869	690,930	3,655	5,202,970	27,524	39.67	25.33						
3/5/2018	4,123,710	184,140	4,307,850	22,789	772,880	4,089	5,080,730	26,877	42.38	22.62						
3/6/2018	3,931,110	187,790	4,118,900	21,789	682,930	3,613	4,801,830	25,402	44.29	20.71						
3/7/2018	3,964,080	187,370	4,151,450	21,961	742,760	3,929	4,894,210	25,890	42.58	22.42						
3/8/2018	3,811,130	185,260	3,996,390	21,141	743,180	3,931	4,739,570	25,072	46.38	18.62						
3/9/2018	3,730,270	156,420	3,886,690	20,561	747,200	3,953	4,633,890	24,513	44.79	20.21						
3/10/2018	3,134,980	121,360	3,256,340	17,226	625,150	3,307	3,881,490	20,533	46.71	18.29						
3/11/2018	2,533,240	145,570	2,678,810	14,171	631,260	3,339	3,310,070	17,510	52.56	12.44						
3/12/2018	1,867,730	177,360	2,045,090	10,819	702,410	3,716	2,747,500	14,534	59.13	5.87						
3/13/2018	2,600,370	178,540	2,778,910	14,700	722,280	3,821	3,501,190	18,521	54.46	10.54						
3/14/2018	3,309,510	180,640	3,490,150	18,463	752,480	3,981	4,242,630	22,444	46.42	18.58						
3/15/2018	3,310,130	183,260	3,493,390	18,480	770,820	4,078	4,264,210	22,558	45.63	19.37						
3/16/2018	2,956,260	158,080	3,114,340	16,475	687,960	3,639	3,802,300	20,114	47.75	17.25						
3/17/2018	3,270,380	122,180	3,392,560	17,947	537,720	2,845	3,930,280	20,791	45.04	19.96						
3/18/2018	3,084,320	145,070	3,229,390	17,083	557,540	2,949	3,786,930	20,033	46.42	18.58						
3/19/2018	3,333,460	177,820	3,511,280	18,575	761,340	4,027	4,272,620	22,602	45.50	19.50						
3/20/2018	3,236,730	177,920	3,414,650	18,063	754,250	3,990	4,168,900	22,053	45.58	19.42						
3/21/2018	2,864,190	181,840	3,046,030	16,113	706,410	3,737	3,752,440	19,850	47.13	17.87						
3/22/2018	3,910,350	180,230	4,090,580	21,639	778,740	4,120	4,869,320	25,759	43.33	21.67						
3/23/2018	4,119,090	153,000	4,272,090	22,599	761,020	4,026	5,033,110	26,625	41.17	23.83						
3/24/2018	3,823,590	118,350	3,941,940	20,853	654,030	3,460	4,595,970	24,313	41.46	23.54						
3/25/2018	3,511,930	143,150	3,655,080	19,335	634,240	3,355	4,289,320	22,691	43.71	21.29						
3/26/2018	3,915,460	178,930	4,094,390	21,659	750,390	3,970	4,844,780	25,629	43.63	21.37						
3/27/2018	3,296,440	179,010	3,475,450	18,385	757,400	4,007	4,232,850	22,392	48.42	16.58						
3/28/2018	3,113,410	178,820	3,292,230	17,416	766,690	4,056	4,058,920	21,472	47.25	17.75						

Date	Firm			Firm and Interruptible			Firm and Interruptible			Firm and Interruptible			Firm and Interruptible			Firm and Interruptible			Firm and Interruptible			Average Daily Temp. (°F)	HDD65
	Customer Volumes (Therms)	Interruptible Customer Volumes (Therms)	Interruptible Customer Volumes (Therms)	Customer Volumes (Therms)	Interruptible Customer Emissions (mtCO ₂ e)	Interruptible Customer Emissions (mtCO ₂ e)	Customer Volumes (Therms)	Interruptible Customer Volumes (Therms)	Interruptible Customer Emissions (mtCO ₂ e)	Customer Volumes (Therms)	Interruptible Customer Volumes (Therms)	Interruptible Customer Emissions (mtCO ₂ e)	Customer Volumes (Therms)	Interruptible Customer Volumes (Therms)	Interruptible Customer Emissions (mtCO ₂ e)	Customer Volumes (Therms)	Interruptible Customer Volumes (Therms)	Interruptible Customer Emissions (mtCO ₂ e)	Customer Volumes (Therms)	Interruptible Customer Volumes (Therms)	Interruptible Customer Emissions (mtCO ₂ e)		
3/29/2018	2,699,820	171,880	2,871,700	15,191	719,410	3,806	3,591,110	18,997	48.29	16.71													
3/30/2018	2,445,220	143,760	2,588,980	13,696	669,940	3,544	3,258,920	17,240	50.42	14.58													
3/31/2018	2,361,940	109,930	2,471,870	13,076	565,300	2,990	3,037,170	16,067	50.08	14.92													
4/1/2018	3,869,220	130,170	3,999,390	21,157	624,260	3,306	4,624,310	24,463	44.38	20.62													
4/2/2018	3,446,870	161,560	3,608,430	19,089	696,780	3,686	4,305,210	22,775	43.54	21.46													
4/3/2018	3,262,160	163,610	3,425,770	18,122	717,400	3,795	4,143,170	21,917	45.42	19.58													
4/4/2018	3,344,280	164,310	3,508,590	18,560	689,840	3,649	4,198,430	22,210	45.42	19.58													
4/5/2018	2,601,050	160,550	2,761,600	14,609	658,890	3,486	3,420,490	18,094	50.42	14.58													
4/6/2018	1,591,950	133,580	1,725,530	9,128	624,260	3,302	2,349,790	12,430	57.08	7.92													
4/7/2018	2,353,810	100,120	2,453,930	12,981	569,390	3,012	3,023,320	15,993	52.71	12.29													
4/8/2018	3,099,080	123,590	3,222,670	17,048	582,690	3,082	3,805,360	20,130	47.92	17.08													
4/9/2018	2,011,030	154,220	2,165,250	11,454	664,180	3,514	2,829,430	14,968	52.79	12.21													
4/10/2018	2,131,620	153,660	2,285,280	12,089	594,990	3,147	2,880,270	15,237	52.75	12.25													
4/11/2018	2,996,470	153,630	3,150,100	16,664	646,050	3,418	3,796,150	20,082	48.83	16.17													
4/12/2018	3,300,790	153,390	3,454,180	18,273	625,140	3,307	4,079,320	21,580	45.25	19.75													
4/13/2018	3,067,500	131,510	3,199,010	16,923	589,130	3,116	3,788,140	20,039	48.00	17.00													
4/14/2018	2,882,040	99,920	2,981,960	15,775	536,870	2,840	3,518,830	18,615	48.67	16.33													
4/15/2018	2,990,580	119,080	3,109,660	16,450	535,300	2,832	3,644,960	19,282	46.63	18.37													
4/16/2018	3,818,450	146,450	3,964,900	20,974	661,660	3,500	4,626,560	24,475	44.17	20.83													
4/17/2018	3,074,420	151,750	3,226,170	17,066	702,910	3,718	3,929,080	20,785	47.25	17.75													
4/18/2018	2,588,480	151,360	2,739,840	14,494	732,240	3,874	3,472,080	18,367	49.54	15.46													
4/19/2018	2,178,140	147,460	2,325,600	12,302	697,060	3,687	3,022,660	15,990	52.08	12.92													
4/20/2018	2,132,820	118,400	2,251,220	11,909	640,340	3,387	2,891,560	15,296	52.38	12.62													
4/21/2018	2,445,350	92,860	2,538,210	13,427	578,650	3,061	3,116,860	16,488	50.04	14.96													
4/22/2018	2,405,670	116,190	2,521,860	13,341	593,240	3,138	3,115,100	16,479	50.33	14.67													
4/23/2018	1,807,020	146,010	1,953,030	10,332	652,680	3,453	2,605,710	13,784	56.50	8.50													
4/24/2018	1,316,670	146,610	1,463,280	7,741	612,890	3,242	2,076,170	10,983	63.83	1.17													
4/25/2018	1,171,070	146,420	1,317,490	6,970	640,010	3,386	1,957,500	10,355	63.04	1.96													
4/26/2018	1,038,000	143,390	1,181,390	6,250	659,870	3,491	1,841,260	9,740	66.21	0.00													
4/27/2018	1,611,630	117,300	1,728,930	9,146	604,970	3,200	2,333,900	12,346	52.33	12.67													
4/28/2018	2,142,640	85,800	2,228,440	11,788	539,610	2,855	2,768,050	14,643	50.54	14.46													
4/29/2018	1,928,870	108,730	2,037,600	10,779	560,680	2,966	2,598,280	13,745	52.63	12.37													
4/30/2018	2,048,290	138,350	2,186,640	11,567	692,230	3,662	2,878,870	15,229	51.50	13.50													
5/1/2018	1,907,810	123,110	2,030,920	10,744	638,750	3,379	2,669,670	14,123	53.13	11.87													
5/2/2018	1,406,730	126,090	1,532,820	8,109	626,150	3,312	2,158,970	11,421	57.00	8.00													
5/3/2018	1,182,760	125,280	1,308,040	6,920	579,220	3,064	1,887,260	9,984	59.71	5.29													
5/4/2018	1,369,600	97,080	1,466,680	7,759	608,640	3,220	2,075,320	10,978	55.50	9.50													
5/5/2018	1,213,710	63,910	1,277,620	6,759	501,620	2,654	1,779,240	9,412	58.42	6.58													
5/6/2018	1,068,190	88,520	1,156,710	6,119	534,590	2,828	1,691,300	8,947	62.00	3.00													
5/7/2018	1,126,680	118,660	1,245,340	6,588	679,470	3,594	1,924,810	10,182	59.04	5.96													
5/8/2018	990,520	122,020	1,112,540	5,885	608,440	3,219	1,720,980	9,104	62.58	2.42													
5/9/2018	1,157,300	122,260	1,279,560	6,769	636,580	3,368	1,916,140	10,136	57.96	7.04													
5/10/2018	1,520,950	118,460	1,639,410	8,672	645,600	3,415	2,285,010	12,088	54.04	10.96													
5/11/2018	1,407,870	93,880	1,501,750	7,944	630,950	3,338	2,132,700	11,282	56.08	8.92													

Date	Firm		Firm and Interruptible		Firm and Interruptible		Firm and Interruptible		Transportation		Transportation		Total Customer		Average Daily Temp. (°F)	HDD65
	Customer Volumes (Therms)	Interruptible Customer Volumes (Therms)	Customer Volumes (Therms)	Interruptible Customer Emissions (mtCO ₂ e)	Customer Volumes (Therms)	Interruptible Customer Emissions (mtCO ₂ e)	Customer Volumes (Therms)	Interruptible Customer Emissions (mtCO ₂ e)	Customer Volumes (Therms)	Customer Emissions (mtCO ₂ e)	Customer Volumes (Therms)	Customer Emissions (mtCO ₂ e)	Total Customer Volumes (Therms)	Total Customer Emissions (mtCO ₂ e)		
5/12/2018	1,082,490	60,610	1,143,100	6,047	486,960	2,576	1,630,060	8,623	63.79	1.21						
5/13/2018	898,640	83,690	982,330	5,197	482,340	2,552	1,464,670	7,748	69.38	0.00						
5/14/2018	834,110	110,750	944,860	4,998	589,220	3,117	1,534,080	8,115	71.58	0.00						
5/15/2018	930,330	113,200	1,043,530	5,520	605,300	3,202	1,648,830	8,722	59.67	5.33						
5/16/2018	1,022,700	113,870	1,136,570	6,012	650,210	3,440	1,786,780	9,452	58.63	6.37						
5/17/2018	1,104,410	114,790	1,219,200	6,450	627,520	3,320	1,846,720	9,769	58.13	6.87						
5/18/2018	1,158,760	90,210	1,248,970	6,607	582,290	3,080	1,831,260	9,687	57.79	7.21						
5/19/2018	998,960	58,740	1,057,700	5,595	524,020	2,772	1,581,720	8,367	61.13	3.87						
5/20/2018	1,208,220	83,550	1,291,770	6,833	512,300	2,710	1,804,070	9,544	59.29	5.71						
5/21/2018	1,095,110	114,160	1,209,270	6,397	611,360	3,234	1,820,630	9,631	60.75	4.25						
5/22/2018	933,760	114,620	1,048,380	5,546	624,580	3,304	1,672,960	8,850	65.46	0.00						
5/23/2018	863,750	113,340	977,090	5,169	638,500	3,378	1,615,590	8,546	66.79	0.00						
5/24/2018	977,720	109,550	1,087,270	5,752	635,610	3,362	1,722,880	9,114	60.29	4.71						
5/25/2018	1,109,220	88,810	1,198,030	6,338	536,060	2,836	1,734,090	9,173	59.00	6.00						
5/26/2018	1,151,030	55,870	1,206,900	6,385	431,060	2,280	1,637,960	8,665	58.58	6.42						
5/27/2018	957,470	79,660	1,037,130	5,486	397,760	2,104	1,434,890	7,591	61.88	3.12						
5/28/2018	1,022,100	111,630	1,133,730	5,997	455,420	2,409	1,589,150	8,407	60.17	4.83						
5/29/2018	1,322,350	111,180	1,433,530	7,583	593,830	3,141	2,027,360	10,725	56.33	8.67						
5/30/2018	1,322,840	110,240	1,433,080	7,581	579,790	3,067	2,012,870	10,648	56.71	8.29						
5/31/2018	1,412,250	108,000	1,520,250	8,042	571,580	3,024	2,091,830	11,066	54.96	10.04						
6/1/2018	1,257,180	78,800	1,335,980	7,067	500,440	2,647	1,836,420	9,715	57.54	7.46						
6/2/2018	981,770	41,870	1,023,640	5,415	399,700	2,114	1,423,340	7,529	64.63	0.37						
6/3/2018	1,243,890	65,140	1,309,030	6,925	423,720	2,241	1,732,750	9,166	56.96	8.04						
6/4/2018	1,348,210	98,740	1,446,950	7,654	553,120	2,926	2,000,070	10,580	57.00	8.00						
6/5/2018	1,175,120	101,020	1,276,140	6,751	562,250	2,974	1,838,390	9,725	58.54	6.46						
6/6/2018	994,570	103,260	1,097,830	5,808	555,910	2,941	1,653,740	8,748	62.71	2.29						
6/7/2018	1,037,580	104,050	1,141,630	6,039	526,160	2,783	1,667,790	8,823	60.04	4.96						
6/8/2018	1,286,650	76,930	1,363,580	7,213	515,910	2,729	1,879,490	9,943	57.33	7.67						
6/9/2018	1,430,220	43,070	1,473,290	7,794	443,240	2,345	1,916,530	10,138	54.63	10.37						
6/10/2018	1,607,320	70,850	1,678,170	8,878	491,050	2,598	2,169,220	11,475	53.25	11.75						
6/11/2018	1,300,400	102,830	1,403,230	7,423	615,900	3,258	2,019,130	10,681	58.33	6.67						
6/12/2018	1,138,760	102,520	1,241,280	6,566	641,420	3,393	1,882,700	9,959	60.13	4.87						
6/13/2018	1,266,300	103,440	1,369,740	7,246	622,230	3,292	1,991,970	10,538	59.38	5.62						
6/14/2018	1,250,360	103,540	1,353,900	7,162	659,450	3,488	2,013,350	10,651	58.92	6.08						
6/15/2018	1,059,930	76,150	1,136,080	6,010	580,390	3,070	1,716,470	9,080	62.58	2.42						
6/16/2018	959,500	41,300	1,000,800	5,294	465,370	2,462	1,466,170	7,756	65.96	0.00						
6/17/2018	825,320	65,890	891,210	4,715	489,450	2,589	1,380,660	7,304	74.33	0.00						
6/18/2018	783,010	99,400	882,410	4,668	592,690	3,135	1,475,100	7,803	73.63	0.00						
6/19/2018	771,180	99,940	871,120	4,608	622,410	3,293	1,493,530	7,901	69.96	0.00						
6/20/2018	767,410	97,380	864,790	4,575	643,510	3,404	1,508,300	7,979	73.04	0.00						
6/21/2018	865,780	95,120	960,900	5,083	646,140	3,418	1,607,040	8,501	62.46	2.54						
6/22/2018	929,670	71,500	1,001,170	5,296	578,310	3,059	1,579,480	8,355	61.13	3.87						
6/23/2018	942,620	36,000	978,620	5,177	486,160	2,572	1,464,780	7,749	62.38	2.62						
6/24/2018	869,700	59,190	928,890	4,914	475,780	2,517	1,404,670	7,431	64.96	0.04						

Date	Firm			Firm and Interruptible			Firm and Interruptible			Firm and Interruptible			Firm and Interruptible			Firm and Interruptible			Firm and Interruptible		
	Customer Volumes (Therms)	Interruptible Customer Volumes (Therms)	Interruptible Customer Volumes (Therms)	Customer Volumes (Therms)	Interruptible Customer Emissions (mtCO ₂ e)	Interruptible Customer Emissions (mtCO ₂ e)	Customer Volumes (Therms)	Interruptible Customer Volumes (Therms)	Interruptible Customer Emissions (mtCO ₂ e)	Customer Volumes (Therms)	Interruptible Customer Volumes (Therms)	Interruptible Customer Emissions (mtCO ₂ e)	Customer Volumes (Therms)	Interruptible Customer Volumes (Therms)	Interruptible Customer Emissions (mtCO ₂ e)	Customer Volumes (Therms)	Interruptible Customer Volumes (Therms)	Interruptible Customer Emissions (mtCO ₂ e)	Total Customer Volumes (Therms)	Total Customer Emissions (mtCO ₂ e)	Average Daily Temp. (°F)
6/25/2018	966,550	90,530	1,057,080	5,592	614,150	3,249	1,671,230	8,841	60.92	4.08											
6/26/2018	971,330	91,520	1,062,850	5,622	638,520	3,378	1,701,370	9,000	61.38	3.62											
6/27/2018	991,030	91,030	1,082,060	5,724	646,940	3,422	1,729,000	9,146	60.75	4.25											
6/28/2018	991,410	90,740	1,082,150	5,725	611,950	3,237	1,694,100	8,962	60.17	4.83											
6/29/2018	912,080	64,020	976,100	5,164	597,680	3,162	1,573,780	8,325	63.13	1.87											
6/30/2018	991,700	29,180	1,020,880	5,400	529,790	2,803	1,550,670	8,203	60.96	4.04											
7/1/2018	1,029,030	51,820	1,080,850	5,718	546,570	2,891	1,627,420	8,609	61.29	3.71											
7/2/2018	1,064,530	85,290	1,149,820	6,083	619,980	3,280	1,769,800	9,362	60.88	4.12											
7/3/2018	907,910	86,970	994,880	5,263	583,140	3,085	1,578,020	8,348	62.67	2.33											
7/4/2018	754,570	85,460	840,030	4,444	455,430	2,409	1,295,460	6,853	68.79	0.00											
7/5/2018	747,780	87,840	835,620	4,420	548,730	2,903	1,384,350	7,323	70.54	0.00											
7/6/2018	784,380	58,710	843,090	4,460	576,330	3,049	1,419,420	7,509	68.17	0.00											
7/7/2018	830,950	24,190	855,140	4,524	508,500	2,690	1,363,640	7,214	65.21	0.00											
7/8/2018	799,880	48,090	847,970	4,486	468,970	2,481	1,316,940	6,967	69.08	0.00											
7/9/2018	834,400	81,870	916,270	4,847	628,000	3,322	1,544,270	8,169	63.25	1.75											
7/10/2018	862,320	83,890	946,210	5,005	595,520	3,150	1,541,730	8,156	64.88	0.12											
7/11/2018	804,710	82,860	887,570	4,695	629,020	3,328	1,516,590	8,023	69.88	0.00											
7/12/2018	751,700	82,170	833,870	4,411	604,600	3,198	1,438,470	7,610	75.21	0.00											
7/13/2018	757,090	56,820	813,910	4,306	585,330	3,096	1,399,240	7,402	73.58	0.00											
7/14/2018	753,490	22,050	775,540	4,103	462,570	2,447	1,238,110	6,550	73.13	0.00											
7/15/2018	709,830	48,270	758,100	4,010	477,060	2,524	1,235,160	6,534	78.88	0.00											
7/16/2018	699,910	80,770	780,680	4,130	556,290	2,943	1,336,970	7,073	77.88	0.00											
7/17/2018	716,250	82,820	799,070	4,227	613,200	3,244	1,412,270	7,471	70.46	0.00											
7/18/2018	778,400	82,930	861,330	4,556	631,540	3,341	1,492,870	7,897	65.88	0.00											
7/19/2018	860,340	81,610	941,950	4,983	623,360	3,298	1,565,310	8,280	61.46	3.54											
7/20/2018	853,920	54,550	908,470	4,806	587,340	3,107	1,495,810	7,913	64.00	1.00											
7/21/2018	826,120	19,330	845,450	4,472	493,520	2,611	1,338,970	7,083	66.88	0.00											
7/22/2018	731,960	46,470	778,430	4,118	492,240	2,604	1,270,670	6,722	73.33	0.00											
7/23/2018	734,990	79,730	814,720	4,310	519,380	2,748	1,334,100	7,057	77.29	0.00											
7/24/2018	725,420	80,840	806,260	4,265	585,460	3,097	1,391,720	7,362	75.33	0.00											
7/25/2018	710,550	82,220	792,770	4,194	592,430	3,134	1,385,200	7,328	77.29	0.00											
7/26/2018	673,260	81,310	754,570	3,992	622,850	3,295	1,377,420	7,287	76.13	0.00											
7/27/2018	721,910	53,590	775,500	4,102	591,840	3,131	1,367,340	7,233	70.88	0.00											
7/28/2018	727,310	19,370	746,680	3,950	522,710	2,765	1,269,390	6,715	70.04	0.00											
7/29/2018	677,880	44,950	722,830	3,824	473,520	2,505	1,196,350	6,329	76.21	0.00											
7/30/2018	677,520	79,310	756,830	4,004	530,700	2,807	1,287,530	6,811	74.58	0.00											
7/31/2018	728,440	82,280	810,720	4,289	531,820	2,813	1,342,540	7,102	66.58	0.00											
8/1/2018	766,700	82,010	848,710	4,490	571,940	3,026	1,420,650	7,515	64.83	0.17											
8/2/2018	826,250	80,770	907,020	4,798	542,760	2,871	1,449,780	7,669	62.38	2.62											
8/3/2018	817,040	52,190	869,230	4,598	512,570	2,711	1,381,800	7,310	65.71	0.00											
8/4/2018	785,290	16,710	802,000	4,243	419,960	2,222	1,221,960	6,464	68.33	0.00											
8/5/2018	736,400	44,300	780,700	4,130	438,280	2,319	1,218,980	6,448	71.00	0.00											
8/6/2018	725,520	79,960	805,480	4,261	561,490	2,970	1,366,970	7,231	72.96	0.00											
8/7/2018	707,600	80,980	788,580	4,172	548,770	2,903	1,337,350	7,075	75.79	0.00											

Date	Firm			Firm and Interruptible			Firm and Interruptible			Firm and Interruptible			Firm and Interruptible			Firm and Interruptible			Firm and Interruptible		
	Customer Volumes (Therms)	Interruptible Customer Volumes (Therms)	Interruptible Customer Volumes (Therms)	Customer Volumes (Therms)	Interruptible Customer Emissions (mtCO ₂ e)	Interruptible Customer Emissions (mtCO ₂ e)	Customer Volumes (Therms)	Interruptible Customer Volumes (Therms)	Interruptible Customer Emissions (mtCO ₂ e)	Customer Volumes (Therms)	Interruptible Customer Volumes (Therms)	Interruptible Customer Emissions (mtCO ₂ e)	Customer Volumes (Therms)	Interruptible Customer Volumes (Therms)	Interruptible Customer Emissions (mtCO ₂ e)	Customer Volumes (Therms)	Interruptible Customer Volumes (Therms)	Interruptible Customer Emissions (mtCO ₂ e)	Total Customer Volumes (Therms)	Total Customer Emissions (mtCO ₂ e)	Average Daily Temp. (°F)
8/8/2018	690,100	80,910	771,010	4,079	572,350	3,028	1,343,360	7,106	78.13	0.00											
8/9/2018	682,980	80,410	763,390	4,038	588,990	3,116	1,352,380	7,154	75.25	0.00											
8/10/2018	710,450	53,240	763,690	4,040	588,220	3,112	1,351,910	7,152	71.33	0.00											
8/11/2018	768,930	17,890	786,820	4,162	523,650	2,770	1,310,470	6,932	65.79	0.00											
8/12/2018	793,860	43,670	837,530	4,431	513,130	2,714	1,350,660	7,145	65.08	0.00											
8/13/2018	772,400	76,940	849,340	4,493	616,620	3,262	1,465,960	7,755	68.08	0.00											
8/14/2018	736,960	78,750	815,710	4,315	609,180	3,223	1,424,890	7,538	72.92	0.00											
8/15/2018	730,980	80,730	811,710	4,294	637,940	3,375	1,449,650	7,669	72.75	0.00											
8/16/2018	795,250	80,830	876,080	4,634	651,390	3,446	1,527,470	8,080	63.88	1.12											
8/17/2018	835,430	52,900	888,330	4,699	630,780	3,337	1,519,110	8,036	63.00	2.00											
8/18/2018	795,400	19,040	814,440	4,308	540,640	2,860	1,355,080	7,168	67.04	0.00											
8/19/2018	761,990	44,350	806,340	4,266	518,560	2,743	1,324,900	7,009	68.63	0.00											
8/20/2018	786,360	80,070	866,430	4,583	580,890	3,073	1,447,320	7,656	70.13	0.00											
8/21/2018	726,580	82,110	808,690	4,278	564,510	2,986	1,373,200	7,264	78.33	0.00											
8/22/2018	773,770	82,520	856,290	4,530	565,580	2,992	1,421,870	7,522	72.38	0.00											
8/23/2018	805,960	81,740	887,700	4,696	562,230	2,974	1,449,930	7,670	63.17	1.83											
8/24/2018	900,810	55,690	956,500	5,060	576,540	3,050	1,533,040	8,110	61.38	3.62											
8/25/2018	995,730	20,110	1,015,840	5,374	547,900	2,898	1,563,740	8,272	58.42	6.58											
8/26/2018	970,430	45,910	1,016,340	5,376	530,940	2,809	1,547,280	8,185	59.92	5.08											
8/27/2018	898,110	79,090	977,200	5,169	608,000	3,216	1,585,200	8,386	64.50	0.50											
8/28/2018	828,560	80,930	909,490	4,811	611,130	3,233	1,520,620	8,044	69.04	0.00											
8/29/2018	834,250	83,050	917,300	4,853	617,650	3,267	1,534,950	8,120	66.25	0.00											
8/30/2018	802,130	83,150	885,280	4,683	621,650	3,289	1,506,930	7,972	64.75	0.25											
8/31/2018	861,120	56,500	917,620	4,854	586,980	3,105	1,504,600	7,959	63.71	1.29											
9/1/2018	897,680	30,220	927,900	4,909	484,730	2,564	1,412,630	7,473	63.13	1.87											
9/2/2018	827,890	55,590	883,480	4,674	461,220	2,440	1,344,700	7,113	64.46	0.54											
9/3/2018	854,220	87,380	941,600	4,981	478,790	2,533	1,420,390	7,514	64.63	0.37											
9/4/2018	879,080	95,760	974,840	5,157	567,600	3,003	1,542,440	8,160	64.83	0.17											
9/5/2018	837,690	97,150	934,840	4,945	573,890	3,036	1,508,730	7,981	68.50	0.00											
9/6/2018	809,880	96,400	906,280	4,794	589,430	3,118	1,495,710	7,912	69.21	0.00											
9/7/2018	849,610	67,790	917,400	4,853	591,710	3,130	1,509,110	7,983	62.79	2.21											
9/8/2018	885,980	33,480	919,460	4,864	504,300	2,668	1,423,760	7,532	63.00	2.00											
9/9/2018	849,710	59,660	909,370	4,811	492,010	2,603	1,401,380	7,413	64.54	0.46											
9/10/2018	884,840	94,020	978,860	5,178	596,440	3,155	1,575,300	8,333	62.00	3.00											
9/11/2018	953,110	95,640	1,048,750	5,548	585,230	3,096	1,633,980	8,644	60.42	4.58											
9/12/2018	1,013,860	97,400	1,111,260	5,879	612,640	3,241	1,723,900	9,119	59.21	5.79											
9/13/2018	1,009,140	96,540	1,105,680	5,849	620,090	3,280	1,725,770	9,129	60.75	4.25											
9/14/2018	1,051,160	69,600	1,120,760	5,929	595,580	3,151	1,716,340	9,079	59.54	5.46											
9/15/2018	1,186,410	38,350	1,224,760	6,479	509,620	2,696	1,734,380	9,175	57.29	7.71											
9/16/2018	1,250,450	66,570	1,317,020	6,967	469,750	2,485	1,786,770	9,452	58.33	6.67											
9/17/2018	1,363,770	101,250	1,465,020	7,750	596,280	3,154	2,061,300	10,904	57.33	8.08											
9/18/2018	1,393,180	102,540	1,495,720	7,912	619,110	3,275	2,114,830	11,187	56.92	8.08											
9/19/2018	1,175,800	103,380	1,279,180	6,767	572,180	3,027	1,851,360	9,794	57.79	7.21											
9/20/2018	1,081,880	104,650	1,186,530	6,277	591,510	3,129	1,778,040	9,406	59.00	6.00											

Date	Firm		Firm and Interruptible		Firm and Interruptible		Firm and Interruptible		Transportation		Transportation		Average Daily		
	Customer Volumes (Therms)	Customer Volumes (Therms)	Customer Volumes (Therms)	Customer Emissions (mtCO ₂ e)	Customer Volumes (Therms)	Customer Emissions (mtCO ₂ e)	Customer Volumes (Therms)	Customer Emissions (mtCO ₂ e)	Customer Volumes (Therms)	Customer Emissions (mtCO ₂ e)	Total Customer Volumes (Therms)	Total Customer Emissions (mtCO ₂ e)	Total Customer Volumes (Therms)	Total Customer Emissions (mtCO ₂ e)	Average Daily Temp. (°F)
9/21/2018	913,430	73,830	987,260	5,223	586,050	3,100	1,573,310	8,323	63.79	1.21					
9/22/2018	1,090,960	37,910	1,128,870	5,972	477,290	2,525	1,606,160	8,497	61.42	3.58					
9/23/2018	1,335,010	66,460	1,401,470	7,414	455,910	2,412	1,857,380	9,826	57.88	7.12					
9/24/2018	1,387,640	103,220	1,490,860	7,887	598,280	3,165	2,089,140	11,052	57.83	7.17					
9/25/2018	1,342,290	103,930	1,446,220	7,651	617,990	3,269	2,064,210	10,920	58.83	6.17					
9/26/2018	1,276,400	106,760	1,383,160	7,317	639,040	3,381	2,022,200	10,697	59.75	5.25					
9/27/2018	1,099,350	103,730	1,203,080	6,364	652,890	3,454	1,855,970	9,818	62.33	2.67					
9/28/2018	978,530	76,800	1,055,330	5,583	598,260	3,165	1,653,590	8,747	65.83	0.00					
9/29/2018	1,031,110	42,880	1,073,990	5,681	523,210	2,768	1,597,200	8,449	60.67	4.33					
9/30/2018	1,097,230	72,550	1,169,780	6,188	507,600	2,685	1,677,380	8,873	59.88	5.12					
10/1/2018	1,138,600	126,270	1,264,870	6,691	634,890	3,359	1,899,760	10,050	60.04	4.96					
10/2/2018	1,782,230	130,500	1,912,730	10,118	672,460	3,557	2,585,190	13,676	55.38	9.62					
10/3/2018	2,267,140	133,910	2,401,050	12,702	718,320	3,800	3,119,370	16,501	49.83	15.17					
10/4/2018	2,048,630	134,050	2,182,680	11,546	697,800	3,691	2,880,480	15,238	52.25	12.75					
10/5/2018	2,468,800	108,620	2,577,420	13,635	653,970	3,460	3,231,390	17,094	49.63	15.37					
10/6/2018	2,087,720	73,340	2,161,060	11,432	610,900	3,232	2,771,960	14,664	52.88	12.12					
10/7/2018	2,043,870	99,940	2,143,810	11,341	575,350	3,044	2,719,160	14,384	51.50	13.50					
10/8/2018	1,788,030	136,490	1,924,520	10,181	675,540	3,574	2,600,060	13,754	54.21	10.79					
10/9/2018	1,908,060	135,850	2,043,910	10,812	638,200	3,376	2,682,110	14,188	54.25	10.75					
10/10/2018	1,823,980	95,280	1,919,260	10,153	280,680	1,485	2,199,940	11,638	55.04	9.96					
10/11/2018	2,078,890	130,510	2,209,400	11,688	607,930	2,687	2,717,330	14,375	53.08	11.92					
10/12/2018	1,919,330	115,650	2,034,980	10,765	535,320	3,361	2,670,300	14,126	53.33	11.67					
10/13/2018	2,068,030	81,590	2,149,620	11,371	591,080	3,127	2,740,700	14,498	54.54	10.46					
10/14/2018	2,253,100	109,940	2,363,040	12,500	524,570	2,775	2,887,610	15,275	55.38	9.62					
10/15/2018	2,167,100	145,110	2,312,210	12,232	661,770	3,501	2,973,980	15,732	54.58	10.42					
10/16/2018	1,912,720	145,870	2,058,590	10,890	717,050	3,793	2,775,640	14,683	57.13	7.87					
10/17/2018	1,897,880	145,390	2,043,270	10,809	718,730	3,802	2,762,000	14,611	56.67	8.33					
10/18/2018	1,946,860	148,060	2,094,920	11,082	697,260	3,689	2,792,180	14,771	55.83	9.17					
10/19/2018	2,168,570	118,770	2,287,340	12,100	693,720	3,670	2,981,060	15,770	51.25	13.75					
10/20/2018	2,580,490	87,340	2,667,830	14,113	548,210	2,900	3,216,040	17,013	50.58	14.42					
10/21/2018	2,713,910	113,940	2,827,850	14,959	514,670	2,723	3,342,520	17,682	48.25	16.75					
10/22/2018	2,699,960	146,550	2,846,510	15,058	704,610	3,727	3,551,120	18,785	46.75	18.25					
10/23/2018	2,511,380	150,420	2,661,800	14,081	716,050	3,788	3,377,850	17,869	49.33	15.67					
10/24/2018	1,890,890	156,310	2,047,200	10,830	686,330	3,631	2,733,530	14,460	54.29	10.71					
10/25/2018	1,860,420	155,190	2,015,610	10,663	622,720	3,294	2,638,330	13,957	55.33	9.67					
10/26/2018	1,734,670	130,390	1,865,060	9,866	580,520	3,071	2,445,580	12,937	57.54	7.46					
10/27/2018	2,159,310	100,450	2,259,760	11,954	557,640	2,950	2,817,400	14,904	52.17	12.83					
10/28/2018	2,326,620	123,850	2,450,470	12,963	531,060	2,809	2,981,530	15,772	52.54	12.46					
10/29/2018	2,645,400	157,000	2,802,400	14,825	671,230	3,551	3,473,630	18,376	49.79	15.21					
10/30/2018	2,338,260	158,690	2,496,950	13,209	622,990	3,296	3,119,940	16,504	50.79	14.21					
10/31/2018	2,012,400	161,270	2,173,670	11,499	560,080	2,963	2,733,750	14,462	54.46	10.54					
11/1/2018	1,629,230	157,520	1,786,750	9,452	566,140	2,995	2,352,890	12,447	59.13	5.87					
11/2/2018	1,667,880	135,270	1,803,150	9,539	603,710	3,194	2,406,860	12,732	57.08	7.92					
11/3/2018	2,233,400	102,010	2,335,410	12,354	579,710	3,067	2,915,120	15,421	53.83	11.17					

Date	Firm		Firm and Interruptible		Firm and Interruptible		Firm and Interruptible		Transportation		Transportation		Transportation		Average Daily Temp. (°F)	HDD65
	Customer Volumes (Therms)	Customer Volumes (Therms)	Customer Volumes (Therms)	Customer Volumes (Therms)	Customer Volumes (Therms)	Customer Volumes (Therms)	Customer Volumes (Therms)	Customer Volumes (Therms)	Customer Emissions (mtCO ₂ e)	Customer Emissions (mtCO ₂ e)	Customer Emissions (mtCO ₂ e)	Customer Emissions (mtCO ₂ e)	Customer Emissions (mtCO ₂ e)	Customer Emissions (mtCO ₂ e)		
11/4/2018	1,989,620	126,630	2,116,250	11,195	566,820	2,998	2,683,070	14,193	55.15	9.85						
11/5/2018	2,477,420	156,700	2,634,120	13,934	626,830	3,316	3,260,950	17,250	52.21	12.79						
11/6/2018	2,637,040	157,660	2,794,700	14,784	663,150	3,508	3,457,850	18,292	49.92	15.08						
11/7/2018	3,517,510	156,360	3,673,870	19,435	725,240	3,837	4,399,110	23,271	47.17	17.83						
11/8/2018	4,156,020	157,350	4,313,370	22,818	690,200	3,651	5,003,570	26,469	42.88	22.12						
11/9/2018	4,222,170	134,280	4,356,450	23,046	709,770	3,755	5,066,220	26,800	39.96	25.04						
11/10/2018	3,819,140	104,610	3,923,750	20,757	556,680	2,945	4,480,430	23,701	43.88	21.12						
11/11/2018	4,139,990	128,510	4,268,500	22,580	552,050	2,920	4,820,550	25,501	42.54	22.46						
11/12/2018	3,715,450	160,440	3,875,890	20,503	662,300	3,504	4,538,190	24,007	51.29	13.71						
11/13/2018	3,390,150	160,450	3,550,600	18,783	655,470	3,467	4,206,070	22,250	47.75	17.25						
11/14/2018	2,723,620	164,080	2,887,700	15,276	601,370	3,181	3,489,070	18,457	51.42	13.58						
11/15/2018	2,308,170	164,130	2,472,300	13,078	569,740	3,014	3,042,040	16,092	52.25	12.75						
11/16/2018	2,712,220	141,690	2,853,910	15,097	478,450	2,531	3,332,360	17,628	51.79	13.21						
11/17/2018	3,622,750	112,480	3,735,230	19,759	467,370	2,472	4,202,600	22,232	46.83	18.17						
11/18/2018	4,076,020	137,170	4,213,190	22,288	520,690	2,754	4,733,880	25,042	44.58	20.42						
11/19/2018	4,210,620	165,060	4,375,680	23,147	632,840	3,348	5,008,520	26,495	43.71	21.29						
11/20/2018	3,672,730	168,760	3,841,490	20,321	636,880	3,369	4,478,370	23,691	45.29	19.71						
11/21/2018	3,062,780	176,000	3,238,780	17,133	546,370	2,890	3,785,150	20,023	49.75	15.25						
11/22/2018	2,929,010	153,760	3,082,770	16,308	358,130	1,895	3,440,900	18,202	48.50	16.50						
11/23/2018	3,505,100	156,680	3,661,780	19,371	473,450	2,505	4,135,230	21,875	46.21	18.79						
11/24/2018	3,824,840	119,710	3,944,550	20,867	543,710	2,876	4,488,260	23,743	44.42	20.58						
11/25/2018	3,606,560	144,130	3,750,690	19,841	538,660	2,850	4,289,350	22,691	44.21	20.79						
11/26/2018	2,878,760	174,860	3,053,620	16,154	625,860	3,311	3,679,480	19,464	50.29	14.71						
11/27/2018	2,514,500	175,390	2,689,890	14,230	661,640	3,500	3,351,530	17,730	52.96	12.04						
11/28/2018	3,077,010	178,150	3,255,160	17,220	679,130	3,593	3,934,290	20,812	48.88	16.12						
11/29/2018	3,298,190	177,520	3,475,710	18,387	684,020	3,618	4,159,730	22,005	46.63	18.37						
11/30/2018	3,516,920	151,730	3,668,650	19,407	678,930	3,592	4,347,580	22,999	45.92	19.08						
12/1/2018	3,746,530	131,470	3,878,000	20,515	666,170	3,524	4,544,170	24,039	43.13	21.87						
12/2/2018	4,054,620	156,120	4,210,740	22,275	646,420	3,420	4,857,160	25,694	43.21	21.79						
12/3/2018	4,946,980	185,100	5,132,080	27,149	795,580	4,209	5,927,660	31,357	39.63	25.37						
12/4/2018	5,398,520	187,220	5,585,740	29,549	817,760	4,326	6,403,500	33,875	38.00	27.00						
12/5/2018	5,634,520	191,270	5,825,790	30,818	812,220	4,297	6,638,010	35,115	38.17	26.83						
12/6/2018	5,725,410	190,970	5,916,380	31,298	806,670	4,267	6,723,050	35,565	39.25	25.75						
12/7/2018	5,114,980	168,980	5,283,960	27,952	684,470	3,621	5,968,430	31,573	39.75	25.25						
12/8/2018	4,314,010	136,560	4,450,570	23,544	514,500	2,722	4,965,070	26,265	43.29	21.71						
12/9/2018	4,121,990	159,610	4,281,600	22,650	533,520	2,822	4,815,120	25,472	44.46	20.54						
12/10/2018	3,792,220	186,000	3,978,220	21,045	625,120	3,307	4,603,340	24,352	45.13	19.87						
12/11/2018	3,804,260	189,490	3,993,750	21,127	626,390	3,314	4,620,140	24,441	46.46	18.54						
12/12/2018	3,997,770	189,100	4,186,870	22,149	732,450	3,875	4,919,320	26,023	45.04	19.96						
12/13/2018	3,428,750	191,790	3,620,540	19,153	681,150	3,603	4,301,690	22,756	48.25	16.75						
12/14/2018	3,534,290	170,460	3,704,750	19,598	653,130	3,455	4,357,880	23,053	49.21	15.79						
12/15/2018	3,527,630	140,480	3,668,110	19,404	619,140	3,275	4,287,250	22,680	46.50	18.50						
12/16/2018	3,109,830	161,210	3,271,040	17,304	612,820	3,242	3,883,860	20,546	50.25	14.75						
12/17/2018	3,256,690	193,750	3,450,440	18,253	749,110	3,963	4,199,550	22,216	49.13	15.87						

Date	Firm		Firm and Interruptible		Firm and Interruptible		Transportation		Transportation		Total Customer		Average Daily Temp. (°F)	HDD65
	Customer Volumes (Therms)	Customer Volumes (Therms)	Customer Volumes (Therms)	Customer Emissions (mtCO ₂ e)	Customer Volumes (Therms)	Customer Emissions (mtCO ₂ e)	Customer Volumes (Therms)	Customer Emissions (mtCO ₂ e)	Customer Volumes (Therms)	Customer Emissions (mtCO ₂ e)	Volumes (Therms)	Emissions (mtCO ₂ e)		
12/18/2018	3,353,530	196,010	3,549,540	18,777	754,840	3,993	4,304,380	22,770	49.13	15.87				
12/19/2018	3,394,420	197,420	3,591,840	19,001	753,920	3,988	4,345,760	22,989	47.79	17.21				
12/20/2018	3,770,940	195,260	3,966,200	20,981	765,800	4,051	4,732,000	25,032	49.08	15.92				
12/21/2018	4,745,330	171,720	4,917,050	26,011	750,800	3,972	5,667,850	29,983	39.54	25.46				
12/22/2018	4,094,370	142,340	4,236,710	22,412	598,010	3,163	4,834,720	25,576	42.38	22.62				
12/23/2018	3,702,390	164,340	3,866,730	20,455	563,410	2,980	4,430,140	23,435	44.92	20.08				
12/24/2018	3,749,100	179,910	3,929,010	20,784	504,450	2,669	4,433,460	23,453	44.67	20.33				
12/25/2018	4,083,180	174,670	4,257,850	22,524	484,100	2,561	4,741,950	25,085	40.58	24.42				
12/26/2018	4,392,500	199,630	4,592,130	24,292	713,140	3,773	5,305,270	28,065	40.58	24.42				
12/27/2018	4,289,210	191,900	4,481,110	23,705	708,590	3,748	5,189,700	27,454	42.21	22.79				
12/28/2018	4,008,270	170,060	4,178,330	22,103	644,670	3,410	4,823,000	25,514	42.63	22.37				
12/29/2018	3,338,830	141,500	3,480,330	18,411	576,430	3,049	4,056,760	21,460	49.29	15.71				
12/30/2018	4,259,980	164,380	4,424,360	23,405	561,030	2,968	4,985,390	26,373	42.79	22.21				
12/31/2018	5,170,630	193,020	5,363,650	28,374	649,800	3,437	6,013,450	31,811	37.38	27.62				
TOTAL	859,871,860	46,136,740	906,008,600	4,792,785	224,671,460	1,188,512	1,130,680,060	5,981,298	N/A	N/A				

Calendar Year 2019

Date	Firm		Firm and Interruptible		Firm and Interruptible		Firm and Interruptible		Transportation		Transportation		Transportation		Average Daily Temp. (°F)	HDD65
	Customer Volumes (Therms)	Customer Volumes (Therms)	Customer Volumes (Therms)	Customer Volumes (Therms)	Customer Volumes (Therms)	Customer Volumes (Therms)	Customer Volumes (Therms)	Customer Volumes (Therms)	Customer Volumes (Therms)	Customer Volumes (Therms)	Customer Volumes (Therms)	Customer Volumes (Therms)	Customer Volumes (Therms)	Customer Volumes (Therms)		
1/1/2019	5,040,640	168,030	5,208,670	27,554	584,110	3,090	5,792,780	30,644	37.54	27.46						
1/2/2019	4,465,970	190,540	4,656,510	24,633	4,656,510	4,048	5,421,660	28,681	40.13	24.87						
1/3/2019	3,262,860	189,400	3,452,260	18,262	691,490	3,658	4,143,750	21,920	49.92	15.08						
1/4/2019	3,365,350	165,030	3,530,380	18,676	698,110	3,693	4,228,490	22,369	48.63	16.37						
1/5/2019	3,530,910	137,640	3,668,550	19,407	605,320	3,202	4,273,870	22,609	46.25	18.75						
1/6/2019	4,337,690	159,090	4,496,780	23,788	606,390	3,208	5,103,170	26,996	41.92	23.08						
1/7/2019	4,936,990	181,060	5,118,050	27,074	750,750	3,971	5,868,800	31,046	40.17	24.83						
1/8/2019	4,451,340	183,510	4,634,850	24,518	792,580	4,193	5,427,430	28,711	43.17	21.83						
1/9/2019	3,582,480	183,810	3,766,290	19,924	715,590	3,785	4,481,880	23,709	48.96	16.04						
1/10/2019	3,278,920	185,970	3,464,890	18,329	711,620	3,764	4,176,510	22,094	50.33	14.67						
1/11/2019	3,409,620	164,440	3,574,060	18,907	695,300	3,678	4,269,360	22,585	51.63	13.37						
1/12/2019	3,811,110	132,460	3,943,570	20,861	535,140	2,831	4,478,710	23,692	49.13	15.87						
1/13/2019	4,356,050	154,000	4,510,050	23,858	575,090	3,042	5,085,140	26,900	45.04	19.96						
1/14/2019	4,702,770	184,040	4,886,810	25,851	747,840	3,956	5,634,650	29,807	41.58	23.42						
1/15/2019	4,843,040	189,230	5,032,270	26,621	725,450	3,838	5,757,720	30,458	39.50	25.50						
1/16/2019	3,961,090	189,170	4,150,260	21,955	719,150	3,804	4,869,410	25,759	46.92	18.08						
1/17/2019	3,392,780	186,070	3,578,850	18,932	660,100	3,492	4,238,950	22,424	51.13	13.87						
1/18/2019	3,337,440	161,040	3,498,480	18,507	620,850	3,284	4,119,330	21,791	47.83	17.17						
1/19/2019	3,573,600	132,710	3,706,310	19,606	562,140	2,974	4,268,450	22,580	47.42	17.58						
1/20/2019	4,305,130	152,930	4,458,060	23,583	589,190	3,117	5,047,250	26,700	42.38	22.62						
1/21/2019	4,405,730	183,040	4,588,770	24,275	671,610	3,553	5,260,380	27,827	41.46	23.54						
1/22/2019	3,955,120	183,230	4,138,350	21,892	693,160	3,598	4,818,540	25,490	44.42	20.58						
1/23/2019	3,406,740	182,310	3,589,050	18,986	680,190	3,667	4,282,210	22,653	48.00	17.00						
1/24/2019	3,715,170	183,020	3,898,190	20,621	694,580	3,674	4,592,770	24,296	44.96	20.04						
1/25/2019	4,072,850	159,260	4,232,110	22,388	677,130	3,582	4,909,240	25,970	43.46	21.54						
1/26/2019	4,141,110	132,070	4,273,180	22,605	585,060	3,095	4,858,240	25,700	42.33	22.67						
1/27/2019	4,408,840	153,580	4,562,420	24,135	563,770	2,982	5,126,190	27,118	40.21	24.79						
1/28/2019	4,433,550	178,400	4,611,950	24,397	676,290	3,578	5,288,240	27,975	43.04	21.96						
1/29/2019	4,450,850	179,060	4,629,910	24,492	703,810	3,723	5,333,720	28,215	43.46	21.54						
1/30/2019	4,335,810	182,750	4,518,560	23,903	736,970	3,899	5,255,530	27,802	42.04	22.96						
1/31/2019	3,304,020	183,400	3,487,420	18,448	656,540	3,473	4,143,960	21,922	46.50	18.50						
2/1/2019	3,266,190	169,480	3,435,670	18,175	667,350	3,530	4,103,000	21,705	47.54	17.46						
2/2/2019	3,616,910	138,320	3,755,230	19,865	581,020	3,074	4,336,250	22,939	45.04	19.96						
2/3/2019	5,330,840	160,750	5,491,590	29,051	687,660	3,638	6,179,250	32,688	37.04	27.96						
2/4/2019	7,431,050	187,010	7,618,060	40,300	777,310	4,112	8,395,370	44,412	26.63	38.37						
2/5/2019	7,032,960	192,730	7,225,690	38,224	829,480	4,388	8,055,170	42,612	27.92	37.08						
2/6/2019	6,869,210	191,110	7,060,320	37,349	886,980	4,692	7,947,300	42,041	28.92	36.08						
2/7/2019	6,337,280	190,830	6,528,110	34,534	847,730	4,484	7,375,840	39,018	31.58	33.42						
2/8/2019	6,107,310	165,440	6,272,750	33,183	759,280	4,017	7,032,030	37,199	32.13	32.87						
2/9/2019	6,689,630	134,320	6,823,950	36,099	688,240	3,641	7,512,190	39,739	29.54	35.46						
2/10/2019	6,590,600	156,400	6,747,000	35,692	724,690	3,834	7,471,690	39,525	29.25	35.75						
2/11/2019	6,093,510	184,300	6,277,810	33,210	774,690	4,098	7,052,500	37,308	33.13	31.87						
2/12/2019	5,643,840	186,140	5,829,980	30,841	765,310	4,048	6,595,290	34,889	36.38	28.62						
2/13/2019	5,585,190	190,130	5,775,320	30,551	818,590	4,330	6,593,910	34,882	36.00	29.00						

Date	Firm		Firm and Interruptible		Firm and Interruptible		Firm and Interruptible		Transportation		Transportation		Transportation		Average Daily Temp. (°F)	HDD65
	Customer Volumes (Therms)	Customer Volumes (Therms)	Customer Volumes (Therms)	Customer Emissions (mtCO ₂ e)	Customer Volumes (Therms)	Customer Emissions (mtCO ₂ e)	Customer Volumes (Therms)	Customer Emissions (mtCO ₂ e)	Customer Volumes (Therms)	Customer Emissions (mtCO ₂ e)	Customer Volumes (Therms)	Customer Emissions (mtCO ₂ e)	Total Customer Volumes (Therms)	Total Customer Emissions (mtCO ₂ e)		
2/14/2019	5,216,320	189,280	5,405,600	28,596	797,330	4,218	6,202,930	32,813	38.58	26.42						
2/15/2019	4,582,030	163,400	4,745,430	25,103	772,330	4,086	5,517,760	29,189	41.92	23.08						
2/16/2019	4,941,170	131,780	5,072,950	26,836	726,410	3,843	5,799,360	30,679	39.33	25.67						
2/17/2019	5,129,410	156,910	5,286,320	27,965	705,200	3,731	5,991,520	31,695	37.67	27.33						
2/18/2019	4,932,100	187,920	5,120,020	27,085	730,020	3,862	5,850,040	30,947	39.42	25.58						
2/19/2019	4,956,150	188,580	5,144,730	27,216	808,150	4,275	5,952,880	31,491	40.25	24.75						
2/20/2019	5,048,640	188,790	5,237,430	27,706	859,700	4,548	6,097,130	32,254	38.96	26.04						
2/21/2019	4,837,940	187,500	5,025,440	26,585	844,900	4,470	5,870,340	31,054	39.17	25.83						
2/22/2019	5,239,190	162,600	5,401,790	28,575	823,970	4,359	6,225,760	32,934	38.67	26.33						
2/23/2019	4,560,790	135,480	4,696,270	24,843	631,820	3,342	5,328,090	28,186	40.58	24.42						
2/24/2019	5,041,220	157,720	5,198,940	27,502	681,960	3,608	5,880,900	31,110	39.08	25.92						
2/25/2019	5,249,190	188,740	5,437,930	28,767	771,700	4,082	6,209,630	32,849	37.21	27.79						
2/26/2019	5,507,800	191,310	5,699,110	30,148	782,950	4,142	6,482,060	34,290	35.71	29.29						
2/27/2019	5,404,470	187,700	5,592,170	29,583	757,600	4,008	6,349,770	33,590	37.96	27.04						
2/28/2019	4,531,640	184,800	4,716,440	24,950	729,060	3,857	5,445,500	28,807	39.63	25.37						
3/1/2019	4,245,880	152,710	4,398,590	23,269	704,010	3,724	5,102,600	26,993	41.42	23.58						
3/2/2019	4,405,200	119,850	4,525,050	23,938	481,010	2,545	5,006,060	26,482	41.71	23.29						
3/3/2019	5,048,050	143,340	5,191,390	27,462	534,730	2,829	5,726,120	30,291	38.67	26.33						
3/4/2019	5,365,800	174,330	5,540,130	29,307	658,680	3,484	6,198,810	32,792	37.50	27.50						
3/5/2019	4,834,170	173,980	5,008,150	26,493	742,510	3,928	5,750,660	30,421	39.13	25.87						
3/6/2019	5,412,160	176,430	5,588,590	29,564	837,630	4,431	6,426,220	33,995	36.33	28.67						
3/7/2019	5,026,170	174,690	5,200,860	27,513	811,060	4,291	6,011,920	31,803	37.75	27.25						
3/8/2019	5,190,860	147,990	5,338,850	28,243	782,700	4,140	6,121,550	32,383	36.17	28.83						
3/9/2019	4,447,110	113,640	4,560,750	24,126	589,920	3,121	5,150,670	27,247	37.92	27.08						
3/10/2019	4,421,860	136,420	4,558,280	24,113	679,670	3,595	5,237,950	27,709	41.33	23.67						
3/11/2019	4,386,120	166,780	4,552,900	24,085	784,980	4,153	5,337,880	28,237	41.79	23.21						
3/12/2019	4,295,430	166,870	4,462,300	23,606	774,440	4,097	5,236,740	27,702	42.00	23.00						
3/13/2019	3,800,700	167,100	3,967,800	20,990	781,220	4,133	4,749,020	25,122	43.75	21.25						
3/14/2019	3,372,860	167,100	3,539,960	18,726	771,900	4,083	4,311,860	22,810	46.75	18.25						
3/15/2019	2,786,530	144,690	2,931,220	15,506	703,110	3,719	3,634,330	19,226	49.54	15.46						
3/16/2019	2,721,500	113,920	2,835,420	14,999	588,480	3,113	3,423,900	18,112	50.38	14.62						
3/17/2019	2,578,510	136,750	2,715,260	14,364	593,160	3,138	3,308,420	17,502	51.79	13.21						
3/18/2019	2,041,760	164,960	2,206,720	11,674	649,410	3,434	2,855,890	15,108	60.54	4.46						
3/19/2019	1,561,460	167,050	1,728,510	9,144	623,540	3,299	2,352,050	12,442	68.17	0.00						
3/20/2019	1,456,000	166,700	1,622,700	8,584	628,390	3,324	2,251,090	11,908	67.42	0.00						
3/21/2019	1,878,000	168,600	2,046,600	10,827	685,940	3,629	2,732,540	14,455	52.08	12.92						
3/22/2019	1,995,270	142,300	2,137,570	11,308	634,710	3,358	2,772,280	14,665	53.46	11.54						
3/23/2019	2,193,410	109,630	2,303,040	12,183	494,000	2,613	2,797,040	14,796	51.29	13.71						
3/24/2019	2,599,930	133,130	2,733,060	14,458	524,230	2,773	3,257,290	17,231	50.08	16.29						
3/25/2019	2,982,740	163,590	3,146,330	16,644	654,740	3,464	3,801,070	20,108	48.71	14.92						
3/26/2019	2,661,540	167,450	2,828,990	14,965	649,140	3,434	3,478,130	18,399	49.17	15.83						
3/27/2019	2,738,090	167,070	2,905,160	15,368	621,720	3,289	3,526,880	18,657	49.75	15.25						
3/28/2019	2,105,560	165,890	2,271,450	12,016	569,960	3,015	2,841,410	15,031	53.83	11.17						

Date	Firm		Firm and Interruptible		Firm and Interruptible		Firm and Interruptible		Transportation		Transportation		Total Customer		Average Daily Temp. (°F)	HDD65
	Customer Volumes (Therms)	Customer Volumes (Therms)	Customer Volumes (Therms)	Customer Emissions (mtCO ₂ e)	Customer Volumes (Therms)	Customer Emissions (mtCO ₂ e)	Customer Volumes (Therms)	Customer Emissions (mtCO ₂ e)	Customer Volumes (Therms)	Customer Emissions (mtCO ₂ e)	Customer Volumes (Therms)	Customer Emissions (mtCO ₂ e)	Customer Volumes (Therms)	Customer Emissions (mtCO ₂ e)		
3/29/2019	2,245,460	136,020	2,381,480	12,598	560,560	2,965	2,942,040	15,563	52.29	12.71						
3/30/2019	2,117,170	102,950	2,220,120	11,744	475,130	2,513	2,695,250	14,258	53.42	11.58						
3/31/2019	1,956,260	127,150	2,083,410	11,021	514,750	2,723	2,598,160	13,744	55.21	9.79						
4/1/2019	1,789,570	147,680	1,937,250	10,248	626,750	3,316	2,564,000	13,564	57.38	7.62						
4/2/2019	1,580,990	149,080	1,730,070	9,152	610,110	3,227	2,340,180	12,380	58.00	7.00						
4/3/2019	2,205,650	149,500	2,355,150	12,459	612,610	3,241	2,967,760	15,699	53.33	11.67						
4/4/2019	1,827,940	148,820	1,976,760	10,457	597,060	3,158	2,573,820	13,616	53.79	11.21						
4/5/2019	2,371,600	122,730	2,494,330	13,195	589,960	3,121	3,084,290	16,316	51.29	13.71						
4/6/2019	2,550,130	91,600	2,641,730	13,975	508,050	2,688	3,149,780	16,662	50.17	14.83						
4/7/2019	2,581,410	112,660	2,694,070	14,252	531,600	2,812	3,225,670	17,064	49.08	15.92						
4/8/2019	2,201,430	141,010	2,342,440	12,392	608,570	3,219	2,951,010	15,611	52.17	12.83						
4/9/2019	2,403,840	141,760	2,545,600	13,466	648,950	3,433	3,194,550	16,899	50.63	14.37						
4/10/2019	2,931,070	141,110	3,072,180	16,252	653,800	3,459	3,725,980	19,710	48.38	16.62						
4/11/2019	2,661,780	139,440	2,801,220	14,818	682,910	3,613	3,484,130	18,431	49.63	15.37						
4/12/2019	2,223,000	116,330	2,339,330	12,375	603,300	3,191	2,942,630	15,567	51.08	13.92						
4/13/2019	3,193,100	90,520	3,283,620	17,370	531,620	2,812	3,815,240	20,183	47.33	17.67						
4/14/2019	3,344,190	112,900	3,457,090	18,288	546,380	2,890	4,003,470	21,178	45.50	19.50						
4/15/2019	2,480,320	137,150	2,617,470	13,846	664,650	3,516	3,282,120	17,362	48.42	16.58						
4/16/2019	2,481,140	134,730	2,615,870	13,838	613,300	3,244	3,229,170	17,082	49.75	15.25						
4/17/2019	1,896,270	138,430	2,034,700	10,764	579,370	3,065	2,614,070	13,828	54.50	10.50						
4/18/2019	1,626,390	136,850	1,763,240	9,328	541,320	2,864	2,304,560	12,191	56.83	8.17						
4/19/2019	2,073,490	111,090	2,184,580	11,556	522,780	2,766	2,707,360	14,322	53.58	11.42						
4/20/2019	2,162,480	78,680	2,241,160	11,856	474,280	2,509	2,715,440	14,365	52.50	12.50						
4/21/2019	2,037,760	105,810	2,143,570	11,339	423,660	2,241	2,567,230	13,581	52.54	12.46						
4/22/2019	2,333,980	133,490	2,467,470	13,053	624,660	3,304	3,092,130	16,357	50.58	14.42						
4/23/2019	2,086,000	134,820	2,220,820	11,748	598,680	3,167	2,819,500	14,915	54.13	10.87						
4/24/2019	2,172,490	134,560	2,307,050	12,204	648,430	3,430	2,955,480	15,634	52.58	12.42						
4/25/2019	2,051,380	133,670	2,185,050	11,559	644,790	3,411	2,829,840	14,970	52.79	12.21						
4/26/2019	1,805,600	108,840	1,914,440	10,127	616,990	3,264	2,531,430	13,391	53.58	11.42						
4/27/2019	2,600,140	79,320	2,679,460	14,174	556,250	2,943	3,235,710	17,117	48.46	16.54						
4/28/2019	2,291,010	100,870	2,391,880	12,653	526,200	2,784	2,918,080	15,437	50.21	14.79						
4/29/2019	2,016,940	128,980	2,145,920	11,352	667,260	3,530	2,813,180	14,882	54.29	10.71						
4/30/2019	1,844,600	128,430	1,973,030	10,437	626,210	3,313	2,599,240	13,750	55.58	9.42						
5/1/2019	1,757,100	119,490	1,876,590	9,927	600,700	3,178	2,477,290	13,105	53.29	11.71						
5/2/2019	1,969,330	120,190	2,089,520	11,054	597,520	3,161	2,687,040	14,214	52.08	12.92						
5/3/2019	1,728,000	95,010	1,823,010	9,644	637,150	3,371	2,460,160	13,014	53.58	11.42						
5/4/2019	1,422,080	61,130	1,483,210	7,846	519,510	2,748	2,002,720	10,594	57.25	7.75						
5/5/2019	1,298,690	83,520	1,382,210	7,312	516,400	2,732	1,898,610	10,044	59.88	5.12						
5/6/2019	1,095,100	114,890	1,209,990	6,401	618,300	3,271	1,828,290	9,672	63.08	1.92						
5/7/2019	1,048,150	115,740	1,163,890	6,157	648,420	3,430	1,812,310	9,587	63.25	1.75						
5/8/2019	1,029,120	118,420	1,147,540	6,070	637,250	3,371	1,784,790	9,442	61.92	3.08						
5/9/2019	922,600	116,890	1,039,490	5,499	572,120	3,027	1,611,610	8,525	69.50	0.00						
5/10/2019	858,800	89,200	948,000	5,015	540,580	2,860	1,488,580	7,875	71.46	0.00						
5/11/2019	885,270	58,540	943,810	4,993	455,850	2,411	1,399,660	7,404	67.21	0.00						

Date	Firm		Firm and Interruptible		Firm and Interruptible		Firm and Interruptible		Transportation		Transportation		Total Customer		Average Daily Temp. (°F)	HDD65
	Customer Volumes (Therms)	Customer Volumes (Therms)	Customer Volumes (Therms)	Customer Emissions (mtCO ₂ e)	Customer Volumes (Therms)	Customer Emissions (mtCO ₂ e)	Customer Volumes (Therms)	Customer Emissions (mtCO ₂ e)	Customer Volumes (Therms)	Customer Emissions (mtCO ₂ e)	Customer Volumes (Therms)	Customer Emissions (mtCO ₂ e)	Customer Volumes (Therms)	Customer Emissions (mtCO ₂ e)		
5/12/2019	1,151,980	80,550	1,232,530	6,520	398,120	2,106	1,630,650	8,626	57.46	7.54						
5/13/2019	1,249,520	110,120	1,359,640	7,192	537,530	2,844	1,897,170	10,036	55.88	9.12						
5/14/2019	1,462,090	108,210	1,570,300	8,307	542,160	2,868	2,112,460	11,175	55.21	9.79						
5/15/2019	1,212,950	110,040	1,322,990	6,999	543,080	2,873	1,866,070	9,872	58.38	6.62						
5/16/2019	1,311,870	109,380	1,421,250	7,518	529,160	2,799	1,950,410	10,318	57.17	7.83						
5/17/2019	1,426,560	85,550	1,512,110	7,999	563,700	2,982	2,075,810	10,981	56.13	8.87						
5/18/2019	1,079,480	54,300	1,133,780	5,998	505,420	2,674	1,639,200	8,671	61.25	3.75						
5/19/2019	1,026,340	77,690	1,104,030	5,840	522,720	2,765	1,626,750	8,606	61.17	3.83						
5/20/2019	1,561,650	108,860	1,670,510	8,837	651,900	3,445	2,321,700	12,282	54.71	10.29						
5/21/2019	1,510,440	109,810	1,620,250	8,571	559,900	2,962	2,180,150	11,533	56.08	8.92						
5/22/2019	1,040,710	109,500	1,150,210	6,085	589,660	3,119	1,739,870	9,204	62.96	2.04						
5/23/2019	926,110	107,960	1,034,070	5,470	613,420	3,245	1,647,490	8,715	62.04	2.96						
5/24/2019	1,340,020	81,420	1,421,440	7,519	604,620	3,198	2,026,060	10,718	56.08	8.92						
5/25/2019	1,750,130	52,940	1,803,070	9,538	474,970	2,513	2,278,040	12,051	52.92	12.08						
5/26/2019	1,179,170	74,910	1,254,080	6,634	408,000	2,158	1,662,080	8,792	60.88	4.12						
5/27/2019	914,240	105,560	1,019,800	5,395	440,050	2,328	1,459,850	7,723	63.96	1.04						
5/28/2019	1,063,160	107,090	1,170,250	6,191	631,600	3,341	1,801,850	9,532	59.46	5.54						
5/29/2019	1,076,930	107,380	1,184,310	6,265	611,670	3,236	1,795,980	9,501	59.71	5.29						
5/30/2019	986,240	105,730	1,091,970	5,777	610,560	3,230	1,702,530	9,006	61.83	3.17						
5/31/2019	935,810	79,400	1,015,210	5,370	635,470	3,362	1,650,680	8,732	62.50	2.50						
6/1/2019	975,220	40,590	1,015,810	5,374	523,140	2,767	1,538,950	8,141	61.75	3.25						
6/2/2019	957,410	64,080	1,021,490	5,404	503,050	2,661	1,524,540	8,065	61.88	3.12						
6/3/2019	1,082,050	94,680	1,176,730	6,225	630,260	3,334	1,806,990	9,559	59.75	5.25						
6/4/2019	1,037,300	95,780	1,133,080	5,994	620,650	3,283	1,753,730	9,277	61.04	3.96						
6/5/2019	1,185,770	96,460	1,282,230	6,783	611,070	3,233	1,893,300	10,016	58.33	6.67						
6/6/2019	1,373,070	96,740	1,469,810	7,775	604,810	3,199	2,074,620	10,975	55.96	9.04						
6/7/2019	1,586,330	71,820	1,658,150	8,772	584,110	3,090	2,242,260	11,862	53.88	11.12						
6/8/2019	1,271,500	38,490	1,309,990	6,930	495,050	2,619	1,805,040	9,549	58.46	6.54						
6/9/2019	1,098,360	64,240	1,162,600	6,150	490,720	2,596	1,653,320	8,746	62.13	2.87						
6/10/2019	919,240	98,240	1,017,480	5,382	605,790	3,205	1,623,270	8,587	66.63	0.00						
6/11/2019	803,740	98,490	902,230	4,773	635,180	3,360	1,537,410	8,133	72.88	0.00						
6/12/2019	753,010	98,390	851,400	4,504	560,580	2,965	1,411,980	7,469	79.08	0.00						
6/13/2019	822,860	97,880	920,740	4,871	562,000	2,973	1,482,740	7,844	67.46	0.00						
6/14/2019	940,880	72,020	1,012,900	5,358	572,540	3,029	1,585,440	8,387	61.17	3.83						
6/15/2019	942,880	37,720	980,600	5,187	479,730	2,538	1,460,330	7,725	62.63	2.37						
6/16/2019	889,490	62,570	952,060	5,036	462,210	2,445	1,414,270	7,481	62.79	2.21						
6/17/2019	853,080	94,440	947,520	5,012	558,090	2,952	1,505,610	7,965	63.42	1.58						
6/18/2019	1,005,590	95,640	1,101,230	5,826	606,130	3,206	1,707,360	9,032	60.21	4.79						
6/19/2019	1,150,440	95,720	1,246,160	6,592	599,970	3,174	1,846,130	9,766	58.33	6.67						
6/20/2019	1,102,950	91,950	1,194,900	6,321	617,710	3,268	1,812,610	9,589	58.46	6.54						
6/21/2019	994,170	64,250	1,058,420	5,599	566,240	2,995	1,624,660	8,594	61.17	3.83						
6/22/2019	1,067,020	33,550	1,100,570	5,822	500,850	2,649	1,601,420	8,472	58.96	6.04						
6/23/2019	1,227,690	57,600	1,285,290	6,799	510,430	2,700	1,795,720	9,499	58.33	6.67						
6/24/2019	1,130,260	87,760	1,218,020	6,443	604,320	3,197	1,822,340	9,640	59.88	5.12						

Date	Firm		Interruptible		Firm and Interruptible		Firm and Interruptible		Transportation		Transportation		Total Customer		Average Daily Temp. (°F)	HDD65
	Customer Volumes (Therms)	Customer Volumes (Therms)	Customer Volumes (Therms)	Customer Volumes (Therms)	Customer Emissions (mtCO ₂ e)	Customer Emissions (mtCO ₂ e)	Customer Volumes (Therms)	Customer Emissions (mtCO ₂ e)	Customer Volumes (Therms)	Customer Emissions (mtCO ₂ e)	Customer Volumes (Therms)	Customer Emissions (mtCO ₂ e)	Total Customer Volumes (Therms)	Total Customer Emissions (mtCO ₂ e)		
6/25/2019	950,430	87,380	1,037,810	5,490	592,850	3,136	1,630,660	8,626	62.50	2.50						
6/26/2019	936,920	88,990	1,025,910	5,427	574,700	3,040	1,600,610	8,467	61.29	3.71						
6/27/2019	979,750	87,110	1,066,860	5,644	598,290	3,165	1,665,150	8,809	60.67	4.33						
6/28/2019	939,310	60,810	1,000,120	5,291	643,050	3,402	1,643,170	8,692	63.04	1.96						
6/29/2019	907,890	28,030	935,920	4,951	545,900	2,888	1,481,820	7,839	65.25	0.00						
6/30/2019	822,060	52,270	874,330	4,625	540,420	2,859	1,414,750	7,484	69.21	0.00						
7/1/2019	789,820	81,660	871,480	4,610	614,240	3,249	1,485,720	7,859	68.79	0.00						
7/2/2019	1,008,660	82,940	1,091,600	5,775	633,400	3,351	1,725,000	9,125	58.75	6.25						
7/3/2019	944,450	84,300	1,028,750	5,442	456,390	2,414	1,485,140	7,856	61.71	3.29						
7/4/2019	797,380	81,390	878,770	4,649	337,480	1,785	1,216,250	6,434	62.96	2.04						
7/5/2019	880,950	56,860	937,810	4,961	410,370	2,171	1,348,180	7,132	62.29	2.71						
7/6/2019	883,010	21,650	904,660	4,786	363,020	1,920	1,267,680	6,706	64.04	0.96						
7/7/2019	927,950	46,810	974,760	5,156	398,170	2,106	1,372,930	7,263	62.42	2.58						
7/8/2019	888,070	77,460	965,530	5,108	541,620	2,865	1,507,150	7,973	64.88	0.12						
7/9/2019	841,350	79,300	920,650	4,870	530,850	2,808	1,451,500	7,678	65.88	0.00						
7/10/2019	840,520	81,210	921,730	4,876	552,780	2,924	1,474,510	7,800	65.13	0.00						
7/11/2019	833,350	79,350	912,700	4,828	606,270	3,207	1,518,970	8,035	67.25	0.00						
7/12/2019	798,470	52,690	851,160	4,503	629,840	3,332	1,481,000	7,834	69.75	0.00						
7/13/2019	802,510	20,690	823,200	4,355	538,100	2,847	1,361,300	7,201	68.25	0.00						
7/14/2019	779,080	45,150	824,230	4,360	502,890	2,660	1,327,120	7,020	69.00	0.00						
7/15/2019	797,410	77,840	875,250	4,630	638,750	3,379	1,514,000	8,009	66.54	0.00						
7/16/2019	740,680	78,600	819,280	4,334	607,300	3,213	1,426,580	7,547	68.92	0.00						
7/17/2019	865,620	80,220	945,840	5,003	616,350	3,260	1,562,190	8,264	64.13	0.87						
7/18/2019	910,840	79,010	989,850	5,236	684,250	3,620	1,674,100	8,856	62.29	2.71						
7/19/2019	942,410	51,860	994,270	5,260	641,770	3,395	1,636,040	8,655	62.79	2.21						
7/20/2019	868,350	18,390	886,740	4,691	521,400	2,758	1,408,140	7,449	67.46	0.00						
7/21/2019	772,890	42,780	815,670	4,315	482,650	2,553	1,298,320	6,868	73.46	0.00						
7/22/2019	776,640	75,890	852,530	4,510	625,880	3,311	1,478,410	7,821	69.21	0.00						
7/23/2019	989,690	77,620	1,067,310	5,646	643,500	3,404	1,710,810	9,050	64.46	0.54						
7/24/2019	889,390	78,400	967,790	5,120	618,650	3,273	1,586,440	8,392	67.17	0.00						
7/25/2019	815,940	78,040	893,980	4,729	621,390	3,287	1,515,370	8,016	71.58	0.00						
7/26/2019	770,220	51,490	821,710	4,347	628,060	3,322	1,449,770	7,669	72.83	0.00						
7/27/2019	788,040	17,510	805,550	4,261	517,840	2,739	1,323,390	7,001	68.63	0.00						
7/28/2019	770,830	42,540	813,370	4,303	541,440	2,864	1,354,810	7,167	69.71	0.00						
7/29/2019	746,710	74,890	821,600	4,346	652,260	3,450	1,473,860	7,797	69.54	0.00						
7/30/2019	754,720	77,150	831,870	4,401	662,000	3,502	1,493,870	7,903	65.17	0.00						
7/31/2019	718,920	79,250	798,170	4,222	612,410	3,240	1,410,580	7,462	70.29	0.00						
8/1/2019	706,650	81,210	787,860	4,168	625,280	3,308	1,413,140	7,476	71.63	0.00						
8/2/2019	728,760	52,500	781,260	4,133	567,370	3,001	1,348,630	7,134	70.04	0.00						
8/3/2019	763,500	15,730	779,230	4,122	484,690	2,564	1,263,920	6,686	70.38	0.00						
8/4/2019	726,730	41,470	768,200	4,064	453,660	2,400	1,221,860	6,464	74.13	0.00						
8/5/2019	684,490	77,520	762,010	4,031	635,810	3,363	1,397,820	7,394	74.00	0.00						
8/6/2019	696,930	81,060	777,990	4,116	655,500	3,468	1,433,490	7,583	67.79	0.00						
8/7/2019	735,310	81,900	817,210	4,323	615,500	3,256	1,432,710	7,579	64.58	0.42						

Date	Firm		Firm and Interruptible		Firm and Interruptible		Firm and Interruptible		Transportation		Transportation		Total Customer		Average Daily Temp. (°F)	HDD65
	Customer Volumes (Therms)	Customer Volumes (Therms)	Customer Volumes (Therms)	Customer Emissions (mtCO ₂ e)	Customer Volumes (Therms)	Customer Emissions (mtCO ₂ e)	Customer Volumes (Therms)	Customer Emissions (mtCO ₂ e)	Customer Volumes (Therms)	Customer Emissions (mtCO ₂ e)	Customer Volumes (Therms)	Customer Emissions (mtCO ₂ e)	Customer Volumes (Therms)	Customer Emissions (mtCO ₂ e)		
8/8/2019	749,950	80,540	830,490	4,393	654,790	3,464	1,485,280	7,857	64.13	0.87						
8/9/2019	781,820	52,220	834,040	4,412	596,990	3,158	1,431,030	7,570	66.79	0.00						
8/10/2019	776,940	16,510	793,450	4,197	531,210	2,810	1,324,660	7,007	66.13	0.00						
8/11/2019	798,860	42,790	841,650	4,452	491,050	2,598	1,332,700	7,050	65.96	0.00						
8/12/2019	751,590	76,920	828,510	4,383	653,800	3,459	1,482,310	7,841	69.08	0.00						
8/13/2019	722,270	78,150	800,420	4,234	652,130	3,450	1,452,550	7,684	72.08	0.00						
8/14/2019	734,240	79,660	813,900	4,306	616,580	3,262	1,430,480	7,567	73.04	0.00						
8/15/2019	744,780	80,010	824,790	4,363	614,530	3,251	1,439,320	7,614	67.88	0.00						
8/16/2019	791,370	52,470	843,840	4,464	611,140	3,233	1,454,980	7,697	63.50	1.50						
8/17/2019	791,240	16,350	807,590	4,272	509,760	2,697	1,317,350	6,969	66.04	0.00						
8/18/2019	772,740	43,930	816,670	4,320	484,210	2,561	1,300,880	6,882	66.13	0.00						
8/19/2019	782,880	77,680	860,560	4,552	620,590	3,283	1,481,150	7,835	66.71	0.00						
8/20/2019	781,410	81,100	862,510	4,563	584,700	3,093	1,447,210	7,656	68.38	0.00						
8/21/2019	829,690	82,640	912,330	4,826	586,210	3,101	1,498,540	7,927	63.29	1.71						
8/22/2019	867,350	81,780	949,130	5,021	610,740	3,231	1,559,870	8,252	62.50	2.50						
8/23/2019	854,190	53,820	908,010	4,803	601,610	3,183	1,509,620	7,986	63.79	1.21						
8/24/2019	801,050	19,430	820,480	4,340	544,030	2,878	1,364,510	7,218	66.54	0.00						
8/25/2019	826,170	44,940	871,110	4,608	496,950	2,629	1,368,060	7,237	66.29	0.00						
8/26/2019	825,170	79,220	904,390	4,784	607,370	3,213	1,511,760	7,997	67.50	0.00						
8/27/2019	786,080	80,350	866,430	4,583	608,840	3,221	1,475,270	7,804	72.08	0.00						
8/28/2019	756,580	81,490	838,070	4,433	571,890	3,025	1,409,960	7,459	75.54	0.00						
8/29/2019	783,180	82,480	865,660	4,579	582,930	3,084	1,448,590	7,663	66.13	0.00						
8/30/2019	781,940	55,380	837,320	4,429	538,490	2,849	1,375,810	7,278	69.00	0.00						
8/31/2019	780,260	20,470	800,730	4,236	452,870	2,396	1,253,600	6,632	68.58	0.00						
9/1/2019	732,250	52,820	785,070	4,153	401,960	2,126	1,187,030	6,279	69.21	0.00						
9/2/2019	758,640	80,360	839,000	4,438	446,550	2,362	1,285,550	6,801	69.25	0.00						
9/3/2019	760,270	86,850	847,120	4,481	617,230	3,265	1,464,350	7,746	68.58	0.00						
9/4/2019	794,050	89,760	883,810	4,675	586,460	3,102	1,470,270	7,778	66.50	0.00						
9/5/2019	784,750	90,420	875,170	4,630	599,640	3,172	1,474,810	7,802	68.79	0.00						
9/6/2019	762,560	63,750	826,310	4,371	597,000	3,158	1,423,310	7,529	67.54	0.00						
9/7/2019	838,970	29,440	868,410	4,594	463,770	2,453	1,332,180	7,047	63.46	1.54						
9/8/2019	847,340	55,580	902,920	4,776	493,720	2,612	1,396,640	7,388	63.08	1.92						
9/9/2019	886,860	88,450	975,310	5,159	610,340	3,229	1,585,650	8,388	61.63	3.37						
9/10/2019	854,910	89,810	944,720	4,998	639,890	3,385	1,584,610	8,383	63.54	1.46						
9/11/2019	845,190	90,560	935,750	4,950	616,960	3,260	1,551,940	8,210	64.46	0.54						
9/12/2019	802,580	90,730	893,310	4,726	603,960	3,195	1,497,270	7,921	67.04	0.00						
9/13/2019	812,190	64,170	876,360	4,636	613,840	3,247	1,490,200	7,883	64.29	0.71						
9/14/2019	910,600	30,630	941,230	4,979	522,180	2,762	1,463,410	7,741	62.88	2.12						
9/15/2019	1,072,010	59,450	1,131,460	5,985	483,540	2,558	1,615,000	8,543	59.29	5.71						
9/16/2019	1,033,560	93,660	1,127,220	5,963	542,090	2,868	1,669,310	8,831	58.83	6.17						
9/17/2019	1,212,850	95,840	1,308,690	6,923	532,650	2,818	1,841,340	9,741	58.00	7.00						
9/18/2019	1,119,290	97,190	1,216,480	6,435	546,510	2,891	1,762,990	9,326	60.21	4.79						
9/19/2019	1,012,910	96,950	1,109,860	5,871	558,840	2,956	1,668,700	8,827	60.29	4.71						
9/20/2019	969,620	72,120	1,041,740	5,511	556,670	2,945	1,598,410	8,456	62.08	2.92						

Date	Firm			Firm and Interruptible			Firm and Interruptible			Transportation			Transportation			Average Daily Temp. (°F)	HDD65
	Customer Volumes (Therms)	Interruptible Customer Volumes (Therms)	Interruptible Customer Emissions (mtCO ₂ e)	Customer Volumes (Therms)	Interruptible Customer Emissions (mtCO ₂ e)	Firm and Interruptible Customer Emissions (mtCO ₂ e)	Customer Volumes (Therms)	Interruptible Customer Emissions (mtCO ₂ e)	Firm and Interruptible Customer Emissions (mtCO ₂ e)	Customer Volumes (Therms)	Interruptible Customer Emissions (mtCO ₂ e)	Firm and Interruptible Customer Emissions (mtCO ₂ e)	Customer Volumes (Therms)	Interruptible Customer Emissions (mtCO ₂ e)	Firm and Interruptible Customer Emissions (mtCO ₂ e)		
9/21/2019	972,860	35,730	1,008,590	5,335	495,540	2,621	1,504,130	7,957	62.04	2,967	15,014	2,967	62.04	2,967	2,967		
9/22/2019	1,024,380	60,670	1,085,050	5,740	534,250	2,826	1,619,300	8,566	61.13	2,826	16,193	2,826	61.13	2,826	2,826		
9/23/2019	1,167,940	94,880	1,262,820	6,680	616,940	3,264	1,879,760	9,944	58.54	3,264	18,797	3,264	58.54	3,264	3,264		
9/24/2019	990,510	97,710	1,088,220	5,757	625,980	3,311	1,714,200	9,068	63.08	3,311	17,142	3,311	63.08	3,311	3,311		
9/25/2019	969,740	97,940	1,067,680	5,648	638,040	3,375	1,705,720	9,023	61.71	3,375	17,057	3,375	61.71	3,375	3,375		
9/26/2019	988,730	98,620	1,087,350	5,752	641,670	3,394	1,729,020	9,147	62.13	3,394	17,290	3,394	62.13	3,394	3,394		
9/27/2019	1,436,450	69,710	1,506,160	7,968	660,700	3,495	2,166,860	11,463	54.67	3,495	2,166,860	3,495	54.67	3,495	3,495		
9/28/2019	1,726,480	36,560	1,763,040	9,326	576,210	3,048	2,339,250	12,375	51.50	3,048	2,339,250	3,048	51.50	3,048	3,048		
9/29/2019	2,139,630	64,300	2,203,930	11,659	553,120	2,926	2,757,050	14,585	50.67	2,926	2,757,050	2,926	50.67	2,926	2,926		
9/30/2019	2,242,190	99,940	2,342,130	12,390	693,230	3,667	3,035,360	16,057	51.79	3,667	3,035,360	3,667	51.79	3,667	3,667		
10/1/2019	2,366,490	120,540	2,487,030	13,156	673,040	3,560	3,160,070	16,717	50.79	3,560	3,160,070	3,560	50.79	3,560	3,560		
10/2/2019	1,904,170	123,580	2,027,750	10,727	666,820	3,527	2,694,570	14,254	53.92	3,527	2,694,570	3,527	53.92	3,527	3,527		
10/3/2019	1,750,010	125,730	1,875,740	9,923	613,310	3,244	2,489,050	13,167	54.92	3,244	2,489,050	3,244	54.92	3,244	3,244		
10/4/2019	1,754,980	101,280	1,856,260	9,820	608,940	3,221	2,465,200	13,041	54.21	3,221	2,465,200	3,221	54.21	3,221	3,221		
10/5/2019	1,806,180	70,200	1,876,380	9,926	541,470	2,864	2,417,850	12,790	55.38	2,864	2,417,850	2,864	55.38	2,864	2,864		
10/6/2019	1,947,900	93,220	2,041,120	10,798	509,690	2,696	2,550,810	13,494	53.96	2,696	2,550,810	2,696	53.96	2,696	2,696		
10/7/2019	1,944,800	125,810	1,920,610	10,160	626,990	3,317	2,547,600	13,477	56.75	3,317	2,547,600	3,317	56.75	3,317	3,317		
10/8/2019	2,977,920	130,530	3,108,450	16,444	679,160	3,593	3,787,610	20,036	48.17	3,593	3,787,610	3,593	48.17	3,593	3,593		
10/9/2019	3,503,010	131,830	3,634,840	19,228	742,370	3,927	4,377,210	23,155	44.92	3,927	4,377,210	3,927	44.92	3,927	3,927		
10/10/2019	3,240,950	133,750	3,374,700	17,852	700,960	3,708	4,075,660	21,560	46.33	3,708	4,075,660	3,708	46.33	3,708	3,708		
10/11/2019	2,601,290	109,830	2,711,120	14,342	665,340	3,520	3,376,460	17,861	52.88	3,520	3,376,460	3,520	52.88	3,520	3,520		
10/12/2019	2,284,290	77,030	2,361,320	12,491	544,350	2,880	2,905,670	15,371	52.58	2,880	2,905,670	2,880	52.58	2,880	2,880		
10/13/2019	2,127,380	100,620	2,228,000	11,786	569,110	3,011	2,797,110	14,797	52.71	3,011	2,797,110	3,011	52.71	3,011	3,011		
10/14/2019	2,226,740	134,370	2,361,110	12,490	643,810	3,406	3,004,920	15,896	51.92	3,406	3,004,920	3,406	51.92	3,406	3,406		
10/15/2019	2,119,290	137,660	2,256,950	11,939	617,370	3,266	2,874,320	15,205	53.50	3,266	2,874,320	3,266	53.50	3,266	3,266		
10/16/2019	2,099,840	138,260	2,238,100	11,840	582,580	3,082	2,820,680	14,921	54.13	3,082	2,820,680	3,082	54.13	3,082	3,082		
10/17/2019	2,326,660	136,490	2,463,150	13,030	594,020	3,142	3,057,170	16,172	53.29	3,142	3,057,170	3,142	53.29	3,142	3,142		
10/18/2019	2,641,760	113,660	2,755,420	14,576	597,640	3,162	3,353,060	17,738	50.04	3,162	3,353,060	3,162	50.04	3,162	3,162		
10/19/2019	2,705,100	79,510	2,784,610	14,731	522,580	2,764	3,307,190	17,495	48.38	2,764	3,307,190	2,764	48.38	2,764	2,764		
10/20/2019	2,630,480	105,670	2,736,150	14,474	528,740	2,797	3,264,890	17,271	50.17	2,797	3,264,890	2,797	50.17	2,797	2,797		
10/21/2019	2,140,720	137,800	2,278,520	12,053	626,360	3,313	2,904,880	15,367	55.21	3,313	2,904,880	3,313	55.21	3,313	3,313		
10/22/2019	2,187,270	138,460	2,325,730	12,303	689,210	3,646	3,014,940	15,949	55.58	3,646	3,014,940	3,646	55.58	3,646	3,646		
10/23/2019	2,780,320	141,610	2,921,930	15,457	620,480	3,282	3,542,410	18,739	50.13	3,282	3,542,410	3,282	50.13	3,282	3,282		
10/24/2019	2,297,100	145,810	2,442,910	12,923	661,470	3,499	3,104,380	16,422	52.92	3,499	3,104,380	3,499	52.92	3,499	3,499		
10/25/2019	2,599,960	120,390	2,720,350	14,391	588,670	3,114	3,309,020	17,505	51.38	3,114	3,309,020	3,114	51.38	3,114	3,114		
10/26/2019	3,220,020	88,890	3,308,910	17,504	586,640	3,103	3,895,550	20,607	48.00	3,103	3,895,550	3,103	48.00	3,103	3,103		
10/27/2019	3,733,730	115,510	3,849,240	20,362	594,910	3,147	4,444,150	23,510	45.58	3,147	4,444,150	3,147	45.58	3,147	3,147		
10/28/2019	3,951,140	145,730	4,096,870	21,672	718,130	3,799	4,815,000	25,471	42.92	3,799	4,815,000	3,799	42.92	3,799	3,799		
10/29/2019	4,621,790	148,580	4,770,370	25,235	748,740	3,961	5,519,110	29,196	42.88	3,961	5,519,110	3,961	42.88	3,961	3,961		
10/30/2019	4,389,600	149,850	4,539,450	24,014	735,010	3,888	5,274,460	27,902	42.92	3,888	5,274,460	3,888	42.92	3,888	3,888		
10/31/2019	4,128,950	151,270	4,280,220	22,642	716,210	3,729	4,996,430	26,431	43.29	3,729	4,996,430	3,729	43.29	3,729	3,729		
11/1/2019	3,650,740	131,120	3,781,860	20,006	703,600	3,782	4,485,460	23,728	46.00	3,782	4,485,460	3,782	46.00	3,782	3,782		
11/2/2019	3,477,670	102,120	3,579,790	18,937	625,620	3,310	4,205,410	22,247	48.25	3,310	4,205,410	3,310	48.25	3,310	3,310		
11/3/2019	3,298,330	124,240	3,422,570	18,105	581,770	3,078	4,004,340	21,183	47.88	3,078	4,004,340	3,078	47.88	3,078	3,078		

Date	Firm		Interruptible		Firm and Interruptible		Transportation		Transportation		Total Customer		Average Daily Temp. (°F)	HDD65
	Customer Volumes (Therms)	Customer Volumes (Therms)	Customer Volumes (Therms)	Customer Volumes (Therms)	Customer Emissions (mtCO ₂ e)	Customer Emissions (mtCO ₂ e)	Customer Volumes (Therms)	Customer Emissions (mtCO ₂ e)	Customer Volumes (Therms)	Customer Emissions (mtCO ₂ e)	Customer Volumes (Therms)	Customer Emissions (mtCO ₂ e)		
11/4/2019	3,315,330	155,800	3,471,130	18,362	660,100	3,492	4,131,230	21,854	49.00	16.00				
11/5/2019	3,366,620	157,770	3,524,390	18,644	599,210	3,170	4,123,600	21,814	46.63	18.37				
11/6/2019	3,525,800	158,100	3,683,900	19,488	634,550	3,356	4,318,250	22,844	48.17	16.83				
11/7/2019	3,599,140	155,900	3,755,040	19,864	666,550	3,526	4,421,590	23,390	46.88	18.12				
11/8/2019	2,969,810	132,330	3,102,140	16,410	570,680	3,019	3,672,820	19,429	47.88	17.12				
11/9/2019	2,626,160	102,110	2,728,270	14,433	420,970	2,227	3,149,240	16,659	50.33	14.67				
11/10/2019	2,571,350	126,830	2,698,180	14,273	438,200	2,318	3,136,380	16,591	51.46	13.54				
11/11/2019	2,666,640	157,470	2,824,110	14,940	530,230	2,805	3,354,340	17,744	51.08	13.92				
11/12/2019	2,822,320	160,200	2,982,520	15,778	533,120	2,820	3,515,640	18,598	49.92	15.08				
11/13/2019	2,743,300	159,900	2,903,200	15,358	678,390	3,589	3,581,590	18,947	51.04	13.96				
11/14/2019	2,752,020	161,470	2,913,490	15,412	616,300	3,260	3,529,790	18,673	49.88	15.12				
11/15/2019	2,660,950	137,650	2,798,600	14,805	582,400	3,081	3,381,000	17,885	51.71	13.29				
11/16/2019	2,664,710	108,070	2,772,780	14,668	516,170	2,731	3,288,950	17,399	50.96	14.04				
11/17/2019	2,443,960	132,750	2,576,710	13,631	550,930	2,914	3,127,640	16,545	53.50	11.50				
11/18/2019	2,989,970	164,800	3,154,770	16,689	612,400	3,240	3,767,170	19,928	50.13	14.87				
11/19/2019	3,518,630	165,170	3,683,800	19,487	648,640	3,431	4,332,440	22,919	48.71	16.29				
11/20/2019	4,269,030	168,280	4,437,310	23,473	752,380	3,980	5,189,690	27,453	44.42	20.58				
11/21/2019	4,759,080	172,610	4,931,690	26,089	761,810	4,030	5,693,500	30,119	39.33	25.67				
11/22/2019	4,758,250	148,630	4,906,880	25,957	697,030	3,687	5,603,910	29,645	38.88	26.12				
11/23/2019	3,746,240	117,630	3,863,870	20,440	552,890	2,925	4,416,760	23,365	44.75	20.25				
11/24/2019	3,332,770	140,590	3,473,360	18,374	572,380	3,028	4,045,740	21,402	48.13	16.87				
11/25/2019	4,285,310	171,240	4,456,550	23,575	738,920	3,909	5,195,470	27,484	42.67	22.33				
11/26/2019	4,804,850	173,220	4,978,070	26,334	746,190	3,947	5,724,260	30,281	40.58	24.42				
11/27/2019	4,915,330	173,240	5,088,570	26,919	619,850	3,279	5,708,420	30,198	40.88	24.12				
11/28/2019	5,171,080	149,400	5,320,480	28,145	513,150	2,715	5,833,630	30,860	37.17	27.83				
11/29/2019	5,807,420	153,190	5,960,610	31,532	600,470	3,176	6,561,080	34,708	35.25	29.75				
11/30/2019	5,424,570	116,450	5,541,020	29,312	597,150	3,159	6,138,170	32,471	37.63	27.37				
12/1/2019	4,531,430	148,720	4,680,150	24,758	621,710	3,289	5,301,860	28,047	42.67	22.33				
12/2/2019	3,758,780	179,560	3,938,340	20,834	704,360	3,726	4,642,700	24,560	44.58	20.42				
12/3/2019	3,178,420	181,900	3,360,320	17,776	664,590	3,516	4,024,910	21,292	48.25	16.75				
12/4/2019	3,159,360	183,680	3,343,040	17,685	619,560	3,277	3,962,600	20,962	48.17	16.83				
12/5/2019	3,335,970	186,540	3,522,510	18,634	636,650	3,368	4,159,160	22,002	47.25	17.75				
12/6/2019	3,027,100	163,050	3,190,150	16,876	621,260	3,286	3,811,410	20,162	49.38	15.62				
12/7/2019	2,977,230	134,620	3,111,850	16,462	524,060	2,772	3,635,910	19,234	48.63	16.37				
12/8/2019	3,082,150	156,270	3,238,420	17,131	554,490	2,933	3,792,910	20,064	48.63	16.37				
12/9/2019	3,986,830	185,830	4,172,660	22,073	697,760	3,691	4,870,420	25,765	43.75	21.25				
12/10/2019	4,034,030	183,470	4,217,500	22,311	681,750	3,606	4,899,250	25,917	41.96	23.04				
12/11/2019	3,530,400	186,240	3,716,640	19,661	632,920	3,348	4,349,560	23,009	46.67	18.33				
12/12/2019	3,610,210	184,370	3,794,580	20,073	633,950	3,354	4,428,530	23,427	48.04	16.96				
12/13/2019	3,641,370	162,650	3,804,020	20,123	578,950	3,063	4,382,970	23,186	45.75	19.25				
12/14/2019	4,004,990	134,950	4,139,940	21,900	471,310	2,943	4,611,250	24,394	42.92	22.08				
12/15/2019	4,471,430	157,960	4,629,390	24,489	556,830	2,946	5,186,220	27,435	40.54	24.46				
12/16/2019	4,595,380	185,370	4,780,750	25,290	669,290	3,541	5,450,040	28,831	41.96	23.04				
12/17/2019	4,456,660	188,620	4,645,280	24,574	664,040	3,513	5,309,320	28,086	42.29	22.71				

Date	Firm		Interruptible		Firm and Interruptible		Transportation		Transportation		Total Customer		Average Daily Temp. (°F)	HDD65
	Customer Volumes (Therms)	Customer Volumes (Therms)	Customer Volumes (Therms)	Customer Emissions (mtCO ₂ e)	Customer Volumes (Therms)	Customer Emissions (mtCO ₂ e)	Customer Volumes (Therms)	Customer Emissions (mtCO ₂ e)	Customer Volumes (Therms)	Customer Emissions (mtCO ₂ e)	Volumes (Therms)	Emissions (mtCO ₂ e)		
12/18/2019	4,232,810	190,790	4,423,600	23,401	683,620	3,616	5,107,220	27,017	42.75	22.25				
12/19/2019	3,565,440	191,010	3,756,450	19,872	658,260	3,482	4,414,710	23,354	46.92	18.08				
12/20/2019	2,961,500	166,250	3,127,750	16,546	636,260	3,366	3,764,010	19,912	51.92	13.08				
12/21/2019	3,886,730	137,210	4,023,940	21,287	474,370	2,509	4,498,310	23,796	45.21	19.79				
12/22/2019	4,199,240	160,390	4,359,630	23,062	485,190	2,567	4,844,820	25,629	42.50	22.50				
12/23/2019	4,371,510	189,110	4,560,620	24,126	622,970	3,296	5,183,590	27,421	41.63	23.37				
12/24/2019	4,770,350	176,130	4,946,480	26,167	518,920	2,745	5,465,400	28,912	37.46	27.54				
12/25/2019	4,880,930	169,050	5,049,980	26,714	497,600	2,632	5,547,580	29,347	39.04	25.96				
12/26/2019	5,313,440	193,470	5,506,910	29,132	655,030	3,465	6,161,940	32,597	34.88	30.12				
12/27/2019	4,378,480	162,930	4,541,410	24,024	671,700	3,553	5,213,110	27,577	41.46	23.54				
12/28/2019	3,876,640	134,420	4,011,060	21,219	556,790	2,945	4,567,850	24,164	44.04	20.96				
12/29/2019	3,479,860	158,570	3,638,430	19,247	551,140	2,916	4,189,570	22,163	46.08	18.92				
12/30/2019	3,675,890	188,470	3,864,360	20,442	607,920	3,216	4,472,280	23,658	46.33	18.67				
12/31/2019	3,260,660	189,350	3,450,010	18,251	514,840	2,724	3,964,850	20,974	49.17	15.83				
TOTAL	909,323,450	43,364,770	952,688,220	5,039,721	222,889,520	1,179,086	1,175,577,740	6,218,806	N/A	N/A				

Calendar Year 2020

Date	Firm		Firm and Interruptible		Firm and Interruptible		Firm and Interruptible		Transportation		Transportation		Total Customer		Average Daily Temp. (°F)	HDD65
	Customer Volumes (Therms)	Customer Volumes (Therms)	Customer Volumes (Therms)	Customer Emissions (mtCO ₂ e)	Customer Volumes (Therms)	Customer Emissions (mtCO ₂ e)	Customer Volumes (Therms)	Customer Emissions (mtCO ₂ e)	Customer Volumes (Therms)	Customer Emissions (mtCO ₂ e)	Customer Volumes (Therms)	Customer Emissions (mtCO ₂ e)	Customer Volumes (Therms)	Customer Emissions (mtCO ₂ e)		
1/1/2020	3,188,560	181,390	3,369,950	17,827	464,100	2,455	3,834,050	20,282	50.00	15.00						
1/2/2020	4,033,830	179,960	4,213,790	22,291	634,610	3,357	4,848,400	25,648	43.92	21.08						
1/3/2020	3,181,100	158,970	3,340,070	17,669	612,050	3,238	3,952,120	20,907	51.08	13.92						
1/4/2020	4,119,930	129,760	4,249,690	22,481	610,800	3,231	4,860,490	25,712	43.88	21.12						
1/5/2020	4,241,140	152,950	4,394,090	23,245	586,170	3,101	4,980,260	26,346	43.96	21.04						
1/6/2020	3,608,110	179,300	3,787,410	20,035	649,400	3,435	4,436,810	23,471	47.38	17.62						
1/7/2020	3,367,480	174,900	3,542,380	18,739	658,580	3,484	4,200,960	22,223	50.46	14.54						
1/8/2020	4,898,310	175,940	5,074,250	26,843	751,060	3,973	5,825,310	30,816	40.63	24.37						
1/9/2020	5,415,910	175,380	5,591,290	29,578	737,470	3,901	6,328,760	33,479	35.88	29.12						
1/10/2020	4,654,760	155,060	4,809,820	25,444	655,690	3,469	5,465,510	28,913	40.88	24.12						
1/11/2020	4,429,000	127,900	4,556,900	24,106	586,380	3,102	5,143,280	27,208	43.42	21.58						
1/12/2020	5,244,920	147,300	5,392,220	28,525	652,660	3,453	6,044,880	31,977	39.75	25.25						
1/13/2020	6,190,710	174,380	6,365,090	33,671	767,050	4,058	7,132,140	37,729	32.96	32.04						
1/14/2020	6,506,570	177,430	6,684,000	35,358	715,790	3,787	7,399,790	39,145	31.58	33.42						
1/15/2020	5,940,750	180,380	6,121,130	32,381	707,870	3,745	6,829,000	36,125	37.50	27.50						
1/16/2020	5,189,000	178,980	5,367,980	28,397	700,320	3,705	6,068,300	32,101	39.88	25.12						
1/17/2020	5,170,970	154,110	5,325,080	28,170	683,970	3,618	6,009,050	31,788	38.13	26.87						
1/18/2020	4,057,760	125,050	4,182,810	22,127	556,120	2,942	4,738,930	25,069	44.33	20.67						
1/19/2020	3,450,430	147,830	3,598,260	19,035	499,440	2,642	4,097,700	21,677	50.21	14.79						
1/20/2020	3,558,050	173,960	3,732,010	19,742	537,540	2,844	4,269,550	22,586	49.25	15.75						
1/21/2020	3,960,810	175,610	4,136,420	21,882	590,340	3,123	4,726,760	25,005	46.88	18.12						
1/22/2020	3,751,520	176,100	3,927,620	20,777	620,460	3,282	4,548,080	24,059	46.25	18.75						
1/23/2020	2,967,800	173,880	3,141,680	16,619	546,050	2,889	3,687,730	19,508	52.42	12.58						
1/24/2020	3,134,850	151,570	3,286,420	17,385	586,570	3,103	3,872,990	20,488	49.54	15.46						
1/25/2020	3,211,380	124,010	3,335,390	17,644	517,030	2,735	3,852,420	20,379	48.33	16.67						
1/26/2020	3,247,610	147,590	3,395,200	17,961	540,570	2,860	3,935,770	20,820	49.33	15.67						
1/27/2020	3,693,070	174,830	3,867,900	20,461	624,040	3,301	4,491,940	23,762	46.58	18.42						
1/28/2020	3,363,080	172,270	3,535,350	18,702	643,330	3,403	4,178,680	22,105	48.58	16.42						
1/29/2020	3,735,900	172,310	3,908,210	20,674	716,100	3,788	4,624,310	24,463	47.67	17.33						
1/30/2020	3,696,910	173,850	3,870,760	20,476	683,250	3,614	4,554,010	24,091	45.75	19.25						
1/31/2020	2,593,170	151,840	2,745,010	14,521	588,630	3,114	3,333,640	17,635	54.83	10.17						
2/1/2020	4,170,100	127,020	4,297,120	22,732	583,510	3,087	4,880,630	25,819	46.75	18.25						
2/2/2020	4,805,620	149,210	4,954,830	26,211	615,420	3,256	5,570,250	29,467	38.25	26.75						
2/3/2020	5,365,050	177,550	5,542,600	29,320	753,040	3,984	6,295,640	33,304	37.63	27.37						
2/4/2020	5,484,320	175,120	5,659,440	29,938	726,140	3,841	6,385,580	33,780	35.88	29.12						
2/5/2020	3,794,840	179,600	3,974,440	21,025	655,170	3,466	4,629,610	24,491	47.25	17.75						
2/6/2020	3,568,990	177,490	3,746,480	19,819	661,800	3,501	4,408,280	23,320	48.00	17.00						
2/7/2020	3,681,180	154,210	3,835,390	20,289	627,480	3,319	4,462,870	23,609	47.17	17.83						
2/8/2020	4,126,610	124,470	4,251,080	22,488	590,110	3,122	4,841,190	25,610	44.54	20.46						
2/9/2020	4,403,910	147,470	4,551,380	24,077	640,750	3,390	5,192,130	27,466	42.04	22.96						
2/10/2020	4,481,990	175,490	4,657,480	24,638	685,730	3,628	5,343,210	28,266	41.67	23.33						
2/11/2020	4,260,780	174,680	4,435,460	23,464	646,370	3,419	5,081,830	26,883	42.50	22.50						
2/12/2020	3,856,800	175,780	4,032,580	21,332	659,470	3,489	4,692,050	24,821	45.58	19.42						
2/13/2020	4,461,770	177,600	4,639,370	24,542	687,940	3,639	5,327,310	28,181	42.63	22.37						

Date	Firm		Firm and Interruptible		Firm and Interruptible		Firm and Interruptible		Transportation		Transportation		Transportation		Average Daily Temp. (°F)	HDD65
	Customer Volumes (Therms)	Customer Volumes (Therms)	Customer Volumes (Therms)	Customer Volumes (Therms)	Customer Emissions (mtCO ₂ e)	Customer Emissions (mtCO ₂ e)	Customer Volumes (Therms)	Customer Emissions (mtCO ₂ e)	Customer Volumes (Therms)	Customer Emissions (mtCO ₂ e)	Customer Volumes (Therms)	Customer Emissions (mtCO ₂ e)	Total Customer Volumes (Therms)	Total Customer Emissions (mtCO ₂ e)		
2/14/2020	3,954,490	153,750	4,108,240	21,733	624,300	3,303	4,732,540	25,035	44.21	20.79						
2/15/2020	4,111,120	123,320	4,234,440	22,400	573,650	3,035	4,808,090	25,435	43.88	21.12						
2/16/2020	4,269,250	145,160	4,414,410	23,352	602,120	3,185	5,016,530	26,557	42.58	22.42						
2/17/2020	4,631,250	175,070	4,806,320	25,425	690,260	3,651	5,496,580	29,077	41.13	23.87						
2/18/2020	4,930,890	177,700	5,108,590	27,024	743,970	3,936	5,852,560	30,960	39.29	25.71						
2/19/2020	4,384,040	178,230	4,562,270	24,134	720,690	3,812	5,282,960	27,947	44.29	20.71						
2/20/2020	4,104,760	176,750	4,281,510	22,649	675,120	3,571	4,956,630	26,221	48.25	16.75						
2/21/2020	3,697,650	152,780	3,850,430	20,369	664,340	3,514	4,514,770	23,883	44.75	20.25						
2/22/2020	3,775,970	123,530	3,899,500	20,628	589,140	3,117	4,488,640	23,745	43.54	21.46						
2/23/2020	4,239,920	149,820	4,389,740	23,222	615,140	3,254	5,004,880	26,476	44.08	20.92						
2/24/2020	4,270,130	176,680	4,446,810	23,524	702,140	3,714	5,148,950	27,238	43.54	21.46						
2/25/2020	3,768,920	178,390	3,947,310	20,881	639,210	3,381	4,586,520	24,263	44.42	20.58						
2/26/2020	3,468,600	180,500	3,649,100	19,304	639,250	3,382	4,288,350	22,685	46.75	18.25						
2/27/2020	3,370,830	175,850	3,546,680	18,762	603,100	3,190	4,149,780	21,952	47.21	17.79						
2/28/2020	3,941,500	150,510	4,092,010	21,647	613,780	3,247	4,705,790	24,894	42.96	22.04						
2/29/2020	4,189,240	119,650	4,308,890	22,794	586,790	3,104	4,895,680	25,898	42.33	22.67						
3/1/2020	4,167,090	133,130	4,300,220	22,748	549,880	2,909	4,850,100	25,657	41.25	23.75						
3/2/2020	4,001,130	160,830	4,161,960	22,017	651,880	3,448	4,813,840	25,465	45.13	19.87						
3/3/2020	3,498,500	161,440	3,659,940	19,361	663,720	3,511	4,323,660	22,872	48.17	16.83						
3/4/2020	3,542,720	162,350	3,705,070	19,600	677,980	3,587	4,383,050	23,186	46.17	18.83						
3/5/2020	3,429,360	159,770	3,589,130	18,986	622,170	3,291	4,211,300	22,278	45.17	19.83						
3/6/2020	4,169,110	137,630	4,306,740	22,783	629,410	3,330	4,936,150	26,112	40.92	24.08						
3/7/2020	4,132,950	107,680	4,240,630	22,433	552,830	2,924	4,793,460	25,357	41.04	23.96						
3/8/2020	4,398,980	128,040	4,527,020	23,948	593,270	3,138	5,120,290	27,086	39.33	25.67						
3/9/2020	4,429,000	154,380	4,583,380	24,246	753,030	3,984	5,336,410	28,230	41.50	23.50						
3/10/2020	4,013,150	154,530	4,167,680	22,047	684,810	3,623	4,852,490	25,670	44.04	20.96						
3/11/2020	3,697,920	154,180	3,852,100	20,378	699,150	3,699	4,551,250	24,076	45.92	19.08						
3/12/2020	3,830,500	151,930	3,982,430	21,067	706,320	3,736	4,688,750	24,803	44.17	20.83						
3/13/2020	5,089,070	128,720	5,217,790	27,602	684,400	3,620	5,902,190	31,223	37.88	27.12						
3/14/2020	5,112,640	100,350	5,212,990	27,577	647,110	3,423	5,860,100	31,000	37.79	27.21						
3/15/2020	4,798,330	124,960	4,923,290	26,044	644,110	3,407	5,567,400	29,452	38.33	26.67						
3/16/2020	3,905,760	154,830	4,060,590	21,481	680,520	3,600	4,741,110	25,080	45.00	20.00						
3/17/2020	3,860,160	155,630	4,015,790	21,244	684,190	3,619	4,699,980	24,863	44.08	20.92						
3/18/2020	3,427,460	154,100	3,581,560	18,946	648,070	3,428	4,229,630	22,375	45.54	19.46						
3/19/2020	2,980,400	154,170	3,134,570	16,582	674,560	3,568	3,809,130	20,150	48.08	16.92						
3/20/2020	2,613,860	129,680	2,743,540	14,513	624,430	3,303	3,367,970	17,817	50.67	14.33						
3/21/2020	3,059,630	101,760	3,161,390	16,724	568,690	3,008	3,730,080	19,732	46.71	18.29						
3/22/2020	2,980,760	123,420	3,104,180	16,421	554,930	2,936	3,659,110	19,357	46.50	18.50						
3/23/2020	3,369,190	151,490	3,520,680	18,624	692,590	3,664	4,213,270	22,288	44.00	21.00						
3/24/2020	3,543,490	152,120	3,695,610	19,550	644,800	3,411	4,340,410	22,961	43.29	21.71						
3/25/2020	3,592,730	152,670	3,745,400	19,813	631,300	3,340	4,376,700	23,153	42.63	22.37						
3/26/2020	3,736,410	153,520	3,889,930	20,578	559,280	2,959	4,449,210	23,536	43.63	21.37						
3/27/2020	3,278,300	128,850	3,407,150	18,024	573,230	3,032	3,980,380	21,056	46.29	18.71						

Date	Firm			Firm and Interruptible			Firm and Interruptible			Firm and Interruptible			Firm and Interruptible			Firm and Interruptible			Average Daily Temp. (°F)	HDD65
	Customer Volumes (Therms)	Interruptible Customer Volumes (Therms)	Interruptible Customer Volumes (Therms)	Customer Volumes (Therms)	Interruptible Customer Emissions (mtCO ₂ e)	Interruptible Customer Emissions (mtCO ₂ e)	Customer Volumes (Therms)	Interruptible Customer Emissions (mtCO ₂ e)	Interruptible Customer Emissions (mtCO ₂ e)	Customer Volumes (Therms)	Interruptible Customer Emissions (mtCO ₂ e)	Interruptible Customer Emissions (mtCO ₂ e)	Customer Volumes (Therms)	Interruptible Customer Emissions (mtCO ₂ e)	Interruptible Customer Emissions (mtCO ₂ e)	Customer Volumes (Therms)	Interruptible Customer Emissions (mtCO ₂ e)	Interruptible Customer Emissions (mtCO ₂ e)		
3/28/2020	2,842,730	98,960	2,941,690	15,562	518,360	2,742	18,304	3,460,050	18,304	49,29	15.71									
3/29/2020	2,675,730	117,340	2,793,070	14,775	524,070	2,772	17,548	3,317,140	17,548	49,08	15.92									
3/30/2020	3,667,040	144,990	3,712,030	19,637	645,890	3,417	23,053	4,357,920	23,053	44,54	20.46									
3/31/2020	3,672,070	146,860	3,818,930	20,202	640,630	3,389	23,591	4,459,560	23,591	43,17	21.83									
4/1/2020	3,508,820	141,370	3,650,190	19,310	567,750	3,003	22,313	4,217,940	22,313	43,63	21.37									
4/2/2020	3,654,880	141,030	3,795,910	20,080	557,200	2,948	23,028	4,353,110	23,028	43,00	22.00									
4/3/2020	3,945,450	117,990	4,063,440	21,496	569,380	3,012	24,508	4,632,820	24,508	42,50	22.50									
4/4/2020	3,152,830	89,840	3,242,670	17,154	364,530	1,928	19,082	3,607,200	19,082	44,63	20.37									
4/5/2020	2,910,770	108,010	3,018,780	15,969	347,650	1,839	17,808	3,366,430	17,808	48,08	16.92									
4/6/2020	2,519,050	133,150	2,652,200	14,030	537,710	2,844	16,875	3,189,910	16,875	49,92	15.08									
4/7/2020	2,905,630	133,540	3,039,170	16,077	421,620	2,230	18,308	3,460,790	18,308	47,92	17.08									
4/8/2020	2,374,310	134,690	2,509,000	13,273	543,810	2,877	16,149	3,052,810	16,149	51,33	13.67									
4/9/2020	1,894,610	133,750	2,028,360	10,730	494,990	2,618	13,349	2,523,350	13,349	55,75	9.25									
4/10/2020	1,694,530	110,940	1,805,470	9,551	486,830	2,575	12,126	2,292,300	12,126	53,29	11.71									
4/11/2020	2,466,760	81,960	2,548,720	13,483	417,210	2,207	15,690	2,965,930	15,690	50,58	14.42									
4/12/2020	2,696,900	103,630	2,800,530	14,815	399,810	2,115	16,930	3,200,340	16,930	49,58	15.42									
4/13/2020	2,252,550	133,250	2,385,800	12,621	484,290	2,562	15,183	2,870,090	15,183	51,71	13.29									
4/14/2020	1,717,150	134,880	1,852,030	9,797	465,530	2,463	12,260	2,317,560	12,260	52,54	12.46									
4/15/2020	1,694,670	132,510	1,827,180	9,666	484,900	2,565	12,231	2,312,080	12,231	54,92	10.08									
4/16/2020	1,682,720	128,510	1,811,230	9,581	433,140	2,291	11,873	2,244,370	11,873	57,71	7.29									
4/17/2020	1,437,170	108,240	1,545,410	8,175	462,500	2,447	10,622	2,007,910	10,622	57,58	7.42									
4/18/2020	1,854,020	79,510	1,933,530	10,228	320,090	1,693	11,922	2,253,620	11,922	51,96	13.04									
4/19/2020	1,700,080	98,350	1,798,430	9,514	352,550	1,865	11,377	2,150,980	11,377	54,63	10.37									
4/20/2020	1,529,190	123,150	1,652,340	8,741	468,580	2,479	11,220	2,120,920	11,220	55,25	9.75									
4/21/2020	2,001,810	128,170	2,129,980	11,268	519,310	2,747	14,015	2,649,290	14,015	51,75	13.25									
4/22/2020	2,279,960	128,070	2,408,030	12,738	465,870	2,464	15,203	2,873,900	15,203	51,21	13.79									
4/23/2020	2,016,840	126,950	2,143,790	11,341	472,950	2,502	13,843	2,616,740	13,843	52,38	12.62									
4/24/2020	1,713,670	103,100	1,816,770	9,611	441,900	2,338	11,948	2,258,670	11,948	53,92	11.08									
4/25/2020	1,780,500	75,180	1,855,680	9,817	343,860	1,819	11,636	2,199,540	11,636	54,96	10.04									
4/26/2020	1,642,600	94,960	1,737,560	9,192	355,020	1,878	11,070	2,092,580	11,070	53,46	11.54									
4/27/2020	1,705,710	123,400	1,829,110	9,676	480,800	2,543	12,219	2,309,910	12,219	54,92	10.08									
4/28/2020	1,702,910	124,100	1,827,010	9,665	525,130	2,778	12,443	2,352,140	12,443	53,63	11.37									
4/29/2020	1,375,630	123,680	1,499,310	7,931	494,780	2,617	10,549	1,994,090	10,549	56,67	8.33									
4/30/2020	1,846,940	121,550	1,968,490	10,413	454,900	2,406	12,820	2,423,390	12,820	52,83	12.17									
5/1/2020	1,583,980	91,500	1,675,480	8,863	401,120	2,122	10,985	2,076,600	10,985	55,08	9.92									
5/2/2020	2,045,120	61,950	2,107,070	11,146	312,490	1,653	12,799	2,419,560	12,799	53,42	11.58									
5/3/2020	2,354,140	83,460	2,437,600	12,895	355,280	1,879	14,774	2,792,880	14,774	49,50	15.50									
5/4/2020	1,750,610	110,410	1,861,020	9,845	469,670	2,485	12,329	2,330,690	12,329	53,54	11.46									
5/5/2020	1,293,720	110,780	1,404,500	7,430	450,720	2,384	9,814	1,855,220	9,814	59,04	5.96									
5/6/2020	1,826,090	112,360	1,938,450	10,254	479,470	2,536	12,791	2,417,920	12,791	54,04	10.96									
5/7/2020	1,573,330	111,810	1,685,140	8,914	493,770	2,612	11,526	2,178,910	11,526	56,21	8.79									
5/8/2020	1,071,500	89,610	1,161,110	6,142	426,070	2,254	8,396	1,587,180	8,396	67,04	0.00									
5/9/2020	863,860	59,180	923,040	4,883	319,180	1,688	6,571	1,242,220	6,571	74,33	0.00									
5/10/2020	789,330	79,530	868,860	4,596	291,920	1,544	6,141	1,160,780	6,141	76,38	0.00									

Date	Firm		Firm and Interruptible		Firm and Interruptible		Firm and Interruptible		Transportation		Transportation		Total Customer		Average Daily Temp. (°F)	HDD65
	Customer Volumes (Therms)	Customer Volumes (Therms)	Customer Volumes (Therms)	Customer Emissions (mtCO ₂ e)	Customer Volumes (Therms)	Customer Emissions (mtCO ₂ e)	Customer Volumes (Therms)	Customer Emissions (mtCO ₂ e)	Customer Volumes (Therms)	Customer Emissions (mtCO ₂ e)	Customer Volumes (Therms)	Customer Emissions (mtCO ₂ e)	Customer Volumes (Therms)	Customer Emissions (mtCO ₂ e)		
5/11/2020	924,130	109,040	1,033,170	5,465	450,780	2,385	1,483,950	7,850	61.00	4.00						
5/12/2020	1,150,620	108,530	1,259,150	6,661	446,150	2,360	1,705,300	9,021	55.96	9.04						
5/13/2020	1,234,830	107,940	1,342,770	7,103	431,190	2,281	1,773,960	9,384	56.38	8.62						
5/14/2020	1,248,530	104,610	1,353,140	7,158	467,280	2,472	1,820,420	9,630	56.67	8.33						
5/15/2020	1,095,650	82,520	1,178,170	6,233	442,380	2,340	1,620,550	8,573	59.00	6.00						
5/16/2020	1,255,140	51,830	1,306,970	6,914	324,650	1,717	1,631,620	8,631	57.54	7.46						
5/17/2020	1,184,990	74,760	1,259,750	6,664	337,900	1,787	1,597,650	8,452	58.46	6.54						
5/18/2020	1,186,470	103,810	1,290,280	6,826	513,320	2,715	1,803,600	9,541	58.63	6.37						
5/19/2020	1,231,570	105,490	1,337,060	7,073	573,250	3,032	1,910,310	10,106	56.96	8.04						
5/20/2020	1,639,890	107,520	1,747,410	9,244	606,740	3,210	2,354,150	12,453	53.83	11.17						
5/21/2020	1,906,050	106,990	2,013,040	10,649	577,000	3,052	2,590,040	13,701	50.92	14.08						
5/22/2020	1,751,930	81,330	1,833,260	9,698	527,170	2,789	2,360,430	12,487	53.25	11.75						
5/23/2020	1,444,110	50,160	1,494,270	7,905	408,420	2,161	1,902,690	10,065	55.58	9.42						
5/24/2020	1,041,050	71,320	1,112,370	5,884	420,320	2,223	1,532,690	8,108	59.67	5.33						
5/25/2020	1,217,700	102,730	1,320,430	6,985	437,750	2,316	1,758,180	9,301	58.38	6.62						
5/26/2020	1,284,100	103,040	1,387,140	7,338	543,710	2,876	1,930,850	10,214	57.67	7.33						
5/27/2020	1,034,380	103,650	1,138,030	6,020	504,980	2,671	1,643,010	8,692	62.71	2.29						
5/28/2020	817,540	103,720	921,260	4,873	517,740	2,739	1,439,000	7,612	69.46	0.00						
5/29/2020	841,360	79,570	920,930	4,872	529,100	2,799	1,450,030	7,671	67.79	0.00						
5/30/2020	1,463,340	48,660	1,512,000	7,998	421,840	2,232	1,933,840	10,230	54.38	10.62						
5/31/2020	1,579,310	69,560	1,648,870	8,723	407,410	2,155	2,056,280	10,878	54.50	10.50						
6/1/2020	1,216,810	90,310	1,307,120	6,915	551,610	2,918	1,858,730	9,833	58.71	6.29						
6/2/2020	1,279,030	90,110	1,369,140	7,243	551,530	2,918	1,920,670	10,160	56.75	8.25						
6/3/2020	1,203,160	89,900	1,293,060	6,840	556,790	2,945	1,849,850	9,786	57.79	7.21						
6/4/2020	1,157,480	88,570	1,246,050	6,592	550,810	2,914	1,796,860	9,505	59.33	5.67						
6/5/2020	1,170,160	63,890	1,234,050	6,528	516,100	2,730	1,750,150	9,258	57.75	7.25						
6/6/2020	1,283,860	33,740	1,317,600	6,970	450,270	2,382	1,767,870	9,352	55.46	9.54						
6/7/2020	1,335,260	57,930	1,393,190	7,370	445,130	2,355	1,838,320	9,725	55.67	9.33						
6/8/2020	1,285,650	88,160	1,373,810	7,267	550,490	2,912	1,924,300	10,180	56.92	8.08						
6/9/2020	1,356,240	90,390	1,446,630	7,653	498,890	2,639	1,945,520	10,292	56.04	8.96						
6/10/2020	942,890	92,750	1,035,640	5,479	488,930	2,586	1,524,570	8,065	62.63	2.37						
6/11/2020	972,400	90,910	1,063,310	5,625	459,020	2,428	1,522,330	8,053	62.00	3.00						
6/12/2020	1,329,680	65,880	1,395,560	7,383	464,470	2,457	1,860,030	9,840	56.29	8.71						
6/13/2020	1,428,410	35,530	1,463,940	7,744	338,310	1,790	1,802,250	9,534	56.13	8.87						
6/14/2020	1,278,810	59,380	1,338,190	7,079	344,440	1,822	1,682,630	8,901	57.71	7.29						
6/15/2020	1,434,740	87,850	1,522,590	8,055	459,830	2,433	1,982,420	10,487	56.50	8.50						
6/16/2020	1,302,720	88,570	1,391,290	7,360	559,440	2,959	1,950,730	10,319	58.21	6.79						
6/17/2020	1,068,250	88,510	1,156,760	6,119	582,940	3,084	1,739,700	9,203	61.75	3.25						
6/18/2020	924,230	87,880	1,012,110	5,354	605,190	3,201	1,617,300	8,556	64.96	0.04						
6/19/2020	835,590	63,020	898,610	4,754	567,210	3,001	1,465,820	7,754	69.17	0.00						
6/20/2020	867,390	29,540	896,930	4,745	433,700	2,294	1,330,630	7,039	64.42	0.58						
6/21/2020	956,240	52,080	1,008,320	5,334	440,600	2,331	1,448,920	7,665	62.67	2.33						
6/22/2020	870,740	83,910	954,650	5,050	575,580	3,045	1,530,230	8,095	66.17	0.00						
6/23/2020	801,850	84,400	886,250	4,688	539,920	2,856	1,426,170	7,544	70.75	0.00						

Date	Firm		Firm and Interruptible		Firm and Interruptible		Firm and Interruptible		Transportation		Transportation		Total Customer		Average Daily Temp. (°F)	HDD65
	Customer Volumes (Therms)	Customer Volumes (Therms)	Customer Volumes (Therms)	Customer Emissions (mtCO ₂ e)	Customer Volumes (Therms)	Customer Emissions (mtCO ₂ e)	Customer Volumes (Therms)	Customer Emissions (mtCO ₂ e)	Customer Volumes (Therms)	Customer Emissions (mtCO ₂ e)	Customer Volumes (Therms)	Customer Emissions (mtCO ₂ e)	Customer Volumes (Therms)	Customer Emissions (mtCO ₂ e)		
6/24/2020	808,210	83,570	891,780	4,718	634,090	3,354	1,525,870	8,072	67.71	0.00						
6/25/2020	813,970	81,590	895,560	4,738	568,920	3,010	1,464,480	7,747	67.83	0.00						
6/26/2020	820,550	57,590	878,140	4,645	509,540	2,695	1,387,680	7,341	68.88	0.00						
6/27/2020	1,103,920	25,840	1,129,760	5,976	422,910	2,237	1,552,670	8,214	58.92	6.08						
6/28/2020	1,042,570	48,710	1,091,280	5,773	400,760	2,120	1,492,040	7,893	59.88	5.12						
6/29/2020	932,610	78,970	1,031,580	5,457	540,970	2,862	1,572,550	8,319	61.08	3.92						
6/30/2020	1,115,980	80,050	1,196,030	6,327	545,170	2,884	1,741,200	9,211	59.17	5.83						
7/1/2020	1,180,880	82,750	1,263,630	6,685	568,680	3,008	1,832,310	9,693	58.04	6.96						
7/2/2020	1,121,830	81,960	1,203,790	6,368	545,690	2,887	1,749,480	9,255	59.33	5.67						
7/3/2020	1,023,410	56,290	1,079,700	5,712	470,670	2,490	1,550,370	8,201	60.13	4.87						
7/4/2020	921,720	23,320	945,040	4,999	381,400	2,018	1,326,440	7,017	61.33	3.67						
7/5/2020	841,180	47,000	888,180	4,698	422,730	2,236	1,310,910	6,935	64.04	0.96						
7/6/2020	839,780	77,520	937,300	4,958	579,380	3,065	1,516,680	8,023	62.13	2.87						
7/7/2020	976,820	79,450	1,056,270	5,588	571,190	3,022	1,627,460	8,609	61.42	3.58						
7/8/2020	868,740	78,810	947,550	5,013	581,800	3,078	1,529,350	8,090	63.46	1.54						
7/9/2020	881,660	78,380	960,040	5,079	572,080	3,026	1,532,120	8,105	63.00	2.00						
7/10/2020	879,060	53,260	932,320	4,932	572,800	3,030	1,505,120	7,962	63.08	1.92						
7/11/2020	880,910	19,290	900,200	4,762	414,710	2,194	1,314,910	6,956	61.38	3.62						
7/12/2020	921,270	43,190	964,460	5,102	408,830	2,163	1,373,290	7,265	63.58	1.42						
7/13/2020	891,450	76,210	967,660	5,119	585,860	3,099	1,553,520	8,218	64.75	0.25						
7/14/2020	821,490	77,410	898,900	4,755	513,030	2,714	1,411,930	7,469	68.54	0.00						
7/15/2020	755,190	78,390	833,580	4,410	469,670	2,485	1,303,250	6,894	71.25	0.00						
7/16/2020	747,080	77,150	824,230	4,360	508,990	2,693	1,333,220	7,053	67.17	0.00						
7/17/2020	853,820	52,280	906,100	4,793	458,180	2,424	1,364,280	7,217	63.13	1.87						
7/18/2020	794,950	19,390	814,340	4,308	391,730	2,072	1,206,070	6,380	69.00	0.00						
7/19/2020	726,370	43,530	769,900	4,073	344,030	1,820	1,113,930	5,893	72.29	0.00						
7/20/2020	689,530	75,090	764,620	4,045	455,570	2,410	1,220,190	6,455	75.25	0.00						
7/21/2020	695,870	75,690	771,560	4,082	516,150	2,730	1,287,710	6,812	70.46	0.00						
7/22/2020	772,140	76,980	849,120	4,492	541,060	2,862	1,390,180	7,354	63.88	1.12						
7/23/2020	822,230	76,460	898,690	4,754	552,610	2,923	1,451,300	7,677	62.17	2.83						
7/24/2020	883,270	50,730	934,000	4,941	534,960	2,830	1,468,960	7,771	62.71	2.29						
7/25/2020	833,550	18,370	851,920	4,507	404,340	2,139	1,256,260	6,646	66.96	0.00						
7/26/2020	727,740	42,660	770,400	4,075	389,560	2,061	1,159,960	6,136	73.42	0.00						
7/27/2020	676,290	73,630	749,920	3,967	503,840	2,665	1,253,760	6,632	78.67	0.00						
7/28/2020	721,180	75,230	796,410	4,213	612,880	3,242	1,409,290	7,455	68.29	0.00						
7/29/2020	707,710	76,040	783,750	4,146	618,600	3,272	1,402,350	7,418	70.29	0.00						
7/30/2020	694,930	76,040	770,970	4,078	560,890	2,967	1,331,860	7,046	75.71	0.00						
7/31/2020	704,110	51,310	755,420	3,996	562,770	2,977	1,318,190	6,973	70.50	0.00						
8/1/2020	732,310	17,870	770,180	4,074	501,040	2,651	1,271,220	6,725	65.63	0.00						
8/2/2020	707,260	43,420	750,680	3,971	472,220	2,498	1,222,900	6,469	68.88	0.00						
8/3/2020	714,130	76,040	790,170	4,180	581,580	3,077	1,371,750	7,257	69.88	0.00						
8/4/2020	712,660	76,850	789,510	4,177	598,580	3,166	1,388,090	7,343	72.13	0.00						
8/5/2020	714,440	78,850	793,290	4,197	592,540	3,135	1,385,830	7,331	69.25	0.00						
8/6/2020	865,090	79,750	944,840	4,998	610,330	3,229	1,555,170	8,227	62.42	2.58						

Date	Firm		Interruptible		Firm and Interruptible		Firm and Interruptible		Transportation		Transportation		Total Customer		Average Daily Temp. (°F)	HDD65
	Customer Volumes (Therms)	Customer Volumes (Therms)	Customer Volumes (Therms)	Customer Volumes (Therms)	Customer Emissions (mtCO ₂ e)	Customer Emissions (mtCO ₂ e)	Customer Volumes (Therms)	Customer Emissions (mtCO ₂ e)	Customer Volumes (Therms)	Customer Emissions (mtCO ₂ e)	Customer Volumes (Therms)	Customer Emissions (mtCO ₂ e)	Customer Volumes (Therms)	Customer Emissions (mtCO ₂ e)		
8/7/2020	831,100	52,180	883,280	4,673	568,220	3,006	1,451,500	7,678	64.67	0.33						
8/8/2020	881,120	16,770	897,890	4,750	467,320	2,472	1,365,210	7,222	61.08	3.92						
8/9/2020	812,130	42,450	854,580	4,521	458,610	2,426	1,313,190	6,947	65.83	0.00						
8/10/2020	745,380	76,230	821,610	4,346	591,040	3,127	1,412,650	7,473	69.33	0.00						
8/11/2020	789,530	77,700	867,230	4,588	621,100	3,286	1,488,330	7,873	63.71	1.29						
8/12/2020	879,620	78,450	958,070	5,068	636,970	3,370	1,595,040	8,438	61.54	3.46						
8/13/2020	868,400	77,310	945,710	5,003	607,780	3,215	1,553,490	8,218	63.08	1.92						
8/14/2020	804,160	50,180	854,340	4,519	575,100	3,042	1,429,440	7,562	68.75	0.00						
8/15/2020	732,580	16,190	748,770	3,961	472,750	2,501	1,221,520	6,462	74.00	0.00						
8/16/2020	648,030	42,920	690,950	3,655	438,750	2,321	1,129,700	5,976	80.38	0.00						
8/17/2020	658,800	76,150	734,950	3,888	548,180	2,900	1,283,130	6,788	75.04	0.00						
8/18/2020	701,990	78,730	780,720	4,130	570,390	3,017	1,351,110	7,147	69.17	0.00						
8/19/2020	686,990	79,060	766,050	4,052	591,430	3,129	1,357,480	7,181	69.88	0.00						
8/20/2020	687,990	79,770	767,760	4,061	577,350	3,054	1,345,110	7,116	70.04	0.00						
8/21/2020	738,110	52,740	790,850	4,184	594,290	3,144	1,385,140	7,327	66.46	0.00						
8/22/2020	798,430	18,210	816,640	4,320	482,030	2,550	1,298,670	6,870	65.71	0.00						
8/23/2020	790,170	44,800	834,970	4,417	468,740	2,480	1,303,710	6,897	65.17	0.00						
8/24/2020	796,260	79,300	875,560	4,632	614,420	3,250	1,489,980	7,882	65.42	0.00						
8/25/2020	807,540	80,150	887,690	4,696	580,800	3,072	1,468,490	7,768	66.38	0.00						
8/26/2020	961,110	81,020	1,042,130	5,513	458,520	2,426	1,500,650	7,938	66.92	0.00						
8/27/2020	929,830	79,840	1,020,920	5,401	414,910	2,195	1,435,830	7,596	67.42	0.00						
8/28/2020	949,830	52,480	982,310	5,196	411,700	2,178	1,394,010	7,374	67.08	0.00						
8/29/2020	962,760	18,920	981,680	5,193	343,000	1,814	1,324,680	7,008	63.79	1.21						
8/30/2020	965,360	45,830	1,011,190	5,349	328,970	1,740	1,340,160	7,089	61.17	3.83						
8/31/2020	1,025,290	53,640	1,078,930	5,708	395,010	2,090	1,473,940	7,797	61.25	3.75						
9/1/2020	819,570	47,800	867,370	4,588	572,370	3,028	1,439,740	7,616	68.63	0.00						
9/2/2020	786,880	46,930	833,810	4,411	575,410	3,044	1,409,220	7,455	68.50	0.00						
9/3/2020	839,800	46,860	886,660	4,690	532,220	2,815	1,418,880	7,506	69.92	0.00						
9/4/2020	792,530	33,050	825,580	4,367	514,560	2,722	1,340,140	7,089	70.04	0.00						
9/5/2020	825,260	14,770	840,030	4,444	387,070	2,048	1,227,100	6,491	64.63	0.37						
9/6/2020	772,530	29,590	802,120	4,243	337,960	1,788	1,140,080	6,031	68.04	0.00						
9/7/2020	778,550	44,160	822,710	4,352	393,620	2,082	1,216,330	6,434	71.38	0.00						
9/8/2020	826,190	48,770	874,960	4,629	564,310	2,985	1,439,270	7,614	70.96	0.00						
9/9/2020	807,940	48,790	856,730	4,532	566,850	2,999	1,423,580	7,531	73.33	0.00						
9/10/2020	765,510	47,930	813,440	4,303	570,850	3,020	1,384,290	7,323	74.88	0.00						
9/11/2020	821,680	33,230	854,910	4,522	557,130	2,947	1,412,040	7,470	62.50	2.50						
9/12/2020	995,390	15,450	1,010,840	5,347	503,060	2,661	1,513,900	8,009	55.33	9.67						
9/13/2020	1,018,640	30,330	1,048,970	5,549	445,490	2,357	1,494,460	7,906	56.13	8.87						
9/14/2020	893,990	48,430	942,420	4,985	572,730	3,030	1,515,150	8,015	61.29	3.71						
9/15/2020	818,770	50,800	869,570	4,600	505,160	2,672	1,374,730	7,272	66.83	0.00						
9/16/2020	840,640	51,550	892,190	4,720	538,420	2,848	1,430,610	7,568	65.25	0.00						
9/17/2020	831,750	51,470	883,220	4,672	543,240	2,874	1,426,460	7,546	65.79	0.00						
9/18/2020	885,580	36,550	922,130	4,878	534,150	2,826	1,456,280	7,704	62.96	2.04						
9/19/2020	893,840	18,430	912,270	4,826	449,740	2,379	1,362,010	7,205	62.58	2.42						

Date	Firm			Firm and Interruptible			Firm and Interruptible			Firm and Interruptible			Firm and Interruptible			Firm and Interruptible			Average Daily Temp. (°F)	HDD65
	Customer Volumes (Therms)	Interruptible Customer Volumes (Therms)	Interruptible Customer Volumes (Therms)	Customer Volumes (Therms)	Interruptible Customer Emissions (mtCO ₂ e)	Interruptible Customer Emissions (mtCO ₂ e)	Customer Volumes (Therms)	Interruptible Customer Volumes (Therms)	Interruptible Customer Emissions (mtCO ₂ e)	Customer Volumes (Therms)	Interruptible Customer Volumes (Therms)	Interruptible Customer Emissions (mtCO ₂ e)	Customer Volumes (Therms)	Interruptible Customer Volumes (Therms)	Interruptible Customer Emissions (mtCO ₂ e)	Customer Volumes (Therms)	Interruptible Customer Volumes (Therms)	Interruptible Customer Emissions (mtCO ₂ e)		
9/20/2020	912,700	34,140	946,840	5,009	443,060	2,344	1,389,900	7,353	62.67	2.33										
9/21/2020	984,530	50,380	1,034,910	5,475	556,190	2,942	1,591,100	8,417	61.96	3.04										
9/22/2020	907,420	50,780	958,200	5,069	558,190	2,953	1,516,390	8,022	60.42	0.58										
9/23/2020	1,110,710	52,280	1,162,990	6,152	547,780	2,898	1,710,770	9,050	60.79	4.21										
9/24/2020	1,151,720	52,070	1,203,790	6,368	543,950	2,877	1,747,740	9,246	60.33	4.67										
9/25/2020	1,357,080	36,790	1,393,870	7,374	575,420	3,044	1,969,290	10,418	58.17	6.83										
9/26/2020	1,304,820	19,180	1,324,000	7,004	497,150	2,630	1,821,150	9,634	57.58	7.42										
9/27/2020	1,236,690	32,660	1,269,350	6,715	424,320	2,245	1,693,670	8,960	59.67	5.33										
9/28/2020	1,160,000	51,160	1,211,160	6,407	618,590	3,272	1,829,750	9,679	62.08	2.92										
9/29/2020	1,021,930	53,540	1,075,470	5,689	657,940	3,481	1,733,410	9,170	64.83	0.17										
9/30/2020	1,021,940	55,580	1,077,520	5,700	620,650	3,283	1,698,170	8,983	64.08	0.92										
10/1/2020	1,066,830	56,950	1,123,780	5,945	627,610	3,320	1,751,390	9,265	61.00	4.00										
10/2/2020	1,057,870	45,630	1,103,500	5,838	541,560	2,865	1,645,060	8,702	61.96	3.04										
10/3/2020	1,188,100	31,360	1,219,460	6,451	457,290	2,419	1,676,750	8,870	55.21	9.79										
10/4/2020	1,233,750	42,730	1,276,480	6,753	454,680	2,405	1,731,160	9,158	56.67	8.33										
10/5/2020	1,254,580	57,210	1,311,790	6,939	589,290	3,117	1,901,080	10,057	59.17	5.83										
10/6/2020	1,200,060	56,870	1,256,930	6,649	586,930	3,105	1,843,860	9,754	60.96	4.04										
10/7/2020	1,277,040	57,480	1,334,520	7,060	607,410	3,213	1,941,930	10,273	58.46	6.54										
10/8/2020	1,191,670	59,000	1,250,670	6,616	547,070	2,894	1,797,740	9,510	59.79	5.21										
10/9/2020	1,073,100	47,470	1,120,570	5,928	519,260	2,747	1,639,830	8,675	61.17	3.83										
10/10/2020	1,600,820	33,640	1,634,460	8,646	474,640	2,511	2,109,100	11,157	56.50	8.50										
10/11/2020	1,924,660	45,690	1,970,350	10,423	465,290	2,461	2,435,640	12,885	54.04	10.96										
10/12/2020	1,806,090	59,630	1,865,720	9,870	614,050	3,248	2,479,770	13,118	55.92	9.08										
10/13/2020	1,806,700	59,720	1,866,420	9,873	566,570	2,997	2,432,990	12,871	55.75	9.25										
10/14/2020	1,950,630	60,920	2,011,550	10,641	603,280	3,191	2,614,830	13,832	55.17	9.83										
10/15/2020	1,900,350	61,260	1,961,610	10,377	619,870	3,279	2,581,480	13,656	53.13	11.87										
10/16/2020	1,610,600	48,950	1,659,550	8,779	606,610	3,209	2,266,160	11,988	57.63	7.37										
10/17/2020	1,792,790	33,870	1,826,660	9,663	519,150	2,746	2,345,810	12,409	54.29	10.71										
10/18/2020	1,635,820	46,660	1,682,480	8,900	456,020	2,412	2,138,500	11,313	57.29	7.71										
10/19/2020	2,048,090	60,630	2,108,720	11,155	613,380	3,245	2,722,100	14,400	54.71	10.29										
10/20/2020	2,188,670	62,090	2,250,760	11,907	620,980	3,285	2,871,740	15,192	52.92	12.08										
10/21/2020	3,033,820	62,480	3,096,300	16,379	671,040	3,550	3,767,340	19,929	47.88	17.12										
10/22/2020	3,410,420	61,640	3,472,060	18,367	677,920	3,586	4,149,980	21,953	45.63	19.37										
10/23/2020	3,630,500	50,860	3,681,360	19,474	651,200	3,445	4,332,560	22,919	44.71	20.29										
10/24/2020	3,820,420	37,960	3,858,380	20,471	542,410	2,869	4,400,790	23,280	44.75	20.25										
10/25/2020	4,269,220	49,430	4,318,650	22,846	613,610	3,246	4,932,260	26,092	41.25	23.75										
10/26/2020	3,642,610	63,900	3,706,510	19,607	692,420	3,663	4,398,930	23,270	44.46	20.54										
10/27/2020	2,799,470	65,520	2,864,990	15,156	630,160	3,334	3,495,150	18,489	49.08	15.92										
10/28/2020	2,351,130	65,200	2,416,330	12,782	626,520	3,314	3,042,850	16,097	51.63	13.37										
10/29/2020	2,284,180	65,740	2,349,920	12,431	584,790	3,094	2,934,710	15,525	53.71	11.29										
10/30/2020	2,543,020	53,970	2,596,990	17,738	571,060	3,021	3,168,050	16,759	53.63	11.37										
10/31/2020	3,244,960	40,190	3,285,150	17,378	537,090	2,841	3,822,240	20,220	48.25	16.75										
11/1/2020	2,996,670	70,740	3,067,410	16,227	503,660	2,664	3,571,070	18,891	49.42	15.58										
11/2/2020	2,618,760	89,150	2,707,910	14,325	508,280	2,689	3,216,190	17,014	52.75	12.25										

Date	Firm and Interruptible				Firm and Interruptible				Firm and Interruptible				Firm and Interruptible				Average Daily Temp. (°F)	HDD65
	Customer Volumes (Therms)	Customer Volumes (Therms)	Customer Volumes (Therms)	Customer Volumes (Therms)	Customer Volumes (Therms)	Customer Volumes (Therms)	Customer Volumes (Therms)	Customer Volumes (Therms)	Customer Emissions (mtCO ₂ e)	Customer Emissions (mtCO ₂ e)	Customer Emissions (mtCO ₂ e)	Customer Emissions (mtCO ₂ e)	Customer Volumes (Therms)	Customer Volumes (Therms)	Customer Volumes (Therms)	Customer Volumes (Therms)		
11/3/2020	2,354,650	89,200	2,443,850	12,928	496,760	2,628	2,940,610	15,556	51.88	13.12								
11/4/2020	1,485,400	89,770	1,575,170	8,333	496,100	2,624	2,071,270	10,957	61.29	3.71								
11/5/2020	2,711,110	89,620	2,800,730	14,816	558,700	2,956	3,359,430	17,771	51.75	13.25								
11/6/2020	3,730,310	74,400	3,804,710	20,127	666,350	3,525	4,471,060	23,652	46.08	18.92								
11/7/2020	4,548,180	55,370	4,603,550	24,353	568,910	3,010	5,172,460	27,362	41.04	23.96								
11/8/2020	4,723,820	70,630	4,794,450	25,363	575,270	3,043	5,369,720	28,406	40.04	24.96								
11/9/2020	4,855,940	89,150	4,945,090	26,160	720,070	3,809	5,665,160	29,969	37.88	27.12								
11/10/2020	4,219,790	90,160	4,309,950	22,800	680,140	3,598	4,990,090	26,398	43.13	21.87								
11/11/2020	4,253,870	90,530	4,344,400	22,982	700,930	3,708	5,045,330	26,690	42.17	22.83								
11/12/2020	3,969,590	90,120	4,059,710	21,476	625,990	3,311	4,685,700	24,787	44.08	20.92								
11/13/2020	3,692,090	74,950	3,767,040	19,928	658,900	3,486	4,425,940	23,413	46.71	18.29								
11/14/2020	3,822,760	58,020	3,880,780	20,529	529,650	2,802	4,410,430	23,331	44.46	20.54								
11/15/2020	3,198,040	72,690	3,270,730	17,302	492,460	2,605	3,763,190	19,907	48.79	16.21								
11/16/2020	3,432,450	91,410	3,523,860	18,641	569,570	3,013	4,093,430	21,654	47.13	17.87								
11/17/2020	2,952,390	92,740	3,045,130	16,109	555,060	2,936	3,600,190	19,045	52.21	12.79								
11/18/2020	3,703,940	94,470	3,798,410	20,094	626,770	3,316	4,425,180	23,409	46.29	18.71								
11/19/2020	3,765,840	93,570	3,859,410	20,416	605,300	3,202	4,464,710	23,618	45.08	19.92								
11/20/2020	3,383,790	80,730	3,464,520	18,327	599,610	3,172	4,064,130	21,499	47.04	17.96								
11/21/2020	3,346,370	65,480	3,411,850	18,049	535,690	2,834	3,947,540	20,882	47.21	17.79								
11/22/2020	4,001,330	79,800	4,081,130	21,589	546,060	2,889	4,627,190	24,478	41.92	23.08								
11/23/2020	3,843,920	96,870	3,940,790	20,847	629,900	3,332	4,570,690	24,179	44.58	20.42								
11/24/2020	3,814,890	96,510	3,911,400	20,691	648,250	3,429	4,559,650	24,121	45.96	19.04								
11/25/2020	3,673,770	97,540	3,771,310	19,950	593,850	3,141	4,365,160	23,092	45.00	20.00								
11/26/2020	3,357,600	79,600	3,437,200	18,183	442,280	2,340	3,879,480	20,522	45.75	19.25								
11/27/2020	3,145,400	82,170	3,227,570	17,074	486,340	2,573	3,713,910	19,647	47.00	18.00								
11/28/2020	3,822,730	65,570	3,888,300	20,569	542,320	2,869	4,430,620	23,438	44.04	20.96								
11/29/2020	4,120,000	80,260	4,200,260	22,219	592,720	3,135	4,792,980	25,355	38.42	26.58								
11/30/2020	4,037,700	96,710	4,134,410	21,871	687,300	3,636	4,821,710	25,507	45.38	19.62								
12/1/2020	4,600,470	109,150	4,709,620	24,914	720,490	3,811	5,430,110	28,725	41.83	23.17								
12/2/2020	4,275,040	110,250	4,385,290	23,198	686,890	3,634	5,072,180	26,832	46.67	18.33								
12/3/2020	4,162,940	109,390	4,272,330	22,601	684,860	3,623	4,957,190	26,224	44.63	20.37								
12/4/2020	4,125,110	95,570	4,220,680	22,327	702,810	3,718	4,923,490	26,045	44.92	20.08								
12/5/2020	3,391,230	79,050	3,470,280	18,358	577,130	3,053	4,047,410	21,411	46.67	18.33								
12/6/2020	3,178,170	93,390	3,271,560	17,307	517,920	2,740	3,789,480	20,046	48.58	16.42								
12/7/2020	3,121,160	111,920	3,233,080	17,103	635,570	3,362	3,868,650	20,465	47.92	17.08								
12/8/2020	2,960,040	111,390	3,071,430	16,248	667,250	3,530	3,738,680	19,778	49.08	15.92								
12/9/2020	3,786,870	111,850	3,898,720	20,624	707,670	3,744	4,606,390	24,368	46.58	18.42								
12/10/2020	4,499,310	108,470	4,607,780	24,375	701,840	3,713	5,309,620	28,088	40.38	24.62								
12/11/2020	4,621,290	94,560	4,715,850	24,947	689,070	3,645	5,404,920	28,592	40.79	24.21								
12/12/2020	4,804,410	76,060	4,880,470	25,818	591,390	3,128	5,471,860	28,946	38.71	26.29								
12/13/2020	4,091,910	91,450	4,183,360	22,130	580,380	3,070	4,763,740	25,200	42.13	22.87								
12/14/2020	3,920,380	110,560	4,030,940	21,324	640,920	3,390	4,671,860	24,714	45.33	19.67								
12/15/2020	3,847,610	111,600	3,959,210	20,944	673,890	3,565	4,633,100	24,509	45.38	19.62								
12/16/2020	3,740,070	110,400	3,850,470	20,369	698,000	3,692	4,548,470	24,061	47.21	17.79								

Date	Firm		Firm and Interruptible		Firm and Interruptible		Firm and Interruptible		Transportation		Transportation		Total Customer		Average Daily Temp. (°F)	HDD65
	Customer Volumes (Therms)	Customer Volumes (Therms)	Customer Volumes (Therms)	Customer Volumes (Therms)	Customer Emissions (mtCO ₂ e)	Customer Emissions (mtCO ₂ e)	Customer Volumes (Therms)	Customer Emissions (mtCO ₂ e)	Customer Volumes (Therms)	Customer Emissions (mtCO ₂ e)	Customer Volumes (Therms)	Customer Emissions (mtCO ₂ e)	Customer Volumes (Therms)	Customer Emissions (mtCO ₂ e)		
12/17/2020	3,651,720	110,710	3,762,430	19,903	689,850	3,649	4,452,280	23,553	46.58	18.42						
12/18/2020	3,614,120	97,270	3,711,390	19,633	638,810	3,379	4,350,200	23,013	47.13	17.87						
12/19/2020	3,277,550	79,830	3,357,380	17,761	547,760	2,898	3,905,140	20,658	47.67	17.33						
12/20/2020	3,064,360	93,290	3,157,650	16,704	522,500	2,764	3,680,150	19,468	50.21	14.79						
12/21/2020	4,081,950	112,540	4,194,490	22,189	670,010	3,544	4,864,500	25,733	44.29	20.71						
12/22/2020	5,166,130	113,290	5,279,420	27,928	733,950	3,883	6,013,370	31,811	39.71	25.29						
12/23/2020	5,672,290	113,450	5,785,740	30,607	684,300	3,620	6,470,040	34,227	35.96	29.04						
12/24/2020	5,169,700	105,010	5,274,710	27,903	541,060	2,862	5,815,770	30,765	36.67	28.33						
12/25/2020	4,100,660	83,710	4,184,370	22,135	428,790	2,268	4,613,160	24,404	42.21	22.79						
12/26/2020	3,775,020	82,290	3,857,310	20,405	518,700	2,744	4,376,010	23,149	45.79	19.21						
12/27/2020	4,271,900	92,530	4,364,430	23,088	559,590	2,960	4,924,020	26,048	44.00	21.00						
12/28/2020	4,901,460	111,160	5,012,620	26,517	711,750	3,765	5,724,370	30,282	40.17	24.83						
12/29/2020	4,959,970	112,510	5,072,480	26,833	699,900	3,702	5,772,380	30,536	38.29	26.71						
12/30/2020	4,090,890	113,060	4,203,950	22,239	653,330	3,456	4,857,280	25,695	44.83	20.17						
12/31/2020	3,382,610	112,250	3,494,860	18,488	554,480	2,933	4,049,340	21,421	47.79	17.21						
TOTAL	883,790,310	34,774,440	918,564,750	4,859,208	203,101,040	1,074,405	1,121,665,790	5,933,612	N/A	N/A						

Calendar Year 2021

Date	Firm		Firm and Interruptible		Firm and Interruptible		Firm and Interruptible		Transportation		Transportation		Total Customer		Average Daily Temp. (°F)	HDD65
	Customer Volumes (Therms)	Customer Volumes (Therms)	Customer Volumes (Therms)	Customer Emissions (mtCO ₂ e)	Customer Volumes (Therms)	Customer Emissions (mtCO ₂ e)	Customer Volumes (Therms)	Customer Emissions (mtCO ₂ e)	Customer Volumes (Therms)	Customer Emissions (mtCO ₂ e)	Customer Volumes (Therms)	Customer Emissions (mtCO ₂ e)	Customer Volumes (Therms)	Customer Emissions (mtCO ₂ e)		
1/1/2021	3,218,460	92,250	3,310,710	17,514	427,850	2,263	3,738,560	19,777	48.04	16.96						
1/2/2021	3,750,780	88,520	3,839,300	20,310	571,750	3,025	4,411,050	23,334	47.54	17.46						
1/3/2021	3,940,480	104,060	4,044,540	21,396	539,850	2,856	4,584,390	24,251	43.75	21.25						
1/4/2021	3,982,160	122,330	4,104,490	21,713	658,190	3,482	4,762,680	25,195	46.46	18.54						
1/5/2021	4,187,620	124,110	4,311,730	22,809	685,510	3,626	4,997,240	26,435	44.50	20.50						
1/6/2021	3,847,930	123,470	3,971,400	21,009	655,090	3,465	4,626,490	24,474	45.33	19.67						
1/7/2021	4,017,210	118,230	4,135,440	21,876	613,520	3,246	4,748,960	25,122	46.50	18.50						
1/8/2021	4,401,970	102,900	4,504,870	23,831	609,700	3,225	5,114,570	27,056	44.50	20.50						
1/9/2021	4,501,780	83,480	4,585,260	24,256	513,830	2,718	5,099,090	26,974	40.42	24.58						
1/10/2021	3,665,420	100,790	3,766,210	19,923	477,520	2,526	4,243,730	22,449	45.17	19.83						
1/11/2021	3,852,830	121,360	3,974,190	21,023	606,160	3,207	4,580,350	24,230	45.92	19.08						
1/12/2021	2,848,840	120,780	2,969,620	15,709	569,920	3,015	3,539,540	18,724	53.25	11.75						
1/13/2021	4,139,190	120,270	4,259,460	22,533	612,320	3,239	4,871,780	25,772	45.83	19.17						
1/14/2021	3,663,550	121,110	3,784,660	20,021	687,310	3,636	4,471,970	23,657	45.42	19.58						
1/15/2021	3,575,120	107,600	3,682,720	19,482	586,690	3,104	4,269,410	22,585	47.92	17.08						
1/16/2021	3,935,170	86,940	4,022,110	21,277	545,410	2,885	4,567,520	24,162	42.46	22.54						
1/17/2021	3,666,150	100,170	3,766,320	19,924	488,230	2,583	4,254,550	22,507	46.13	18.87						
1/18/2021	4,567,350	119,380	4,686,730	24,793	603,460	3,192	5,290,190	27,985	43.08	21.92						
1/19/2021	4,941,810	120,730	5,062,540	26,781	674,320	3,567	5,736,860	30,348	39.33	25.67						
1/20/2021	4,477,470	120,420	4,597,890	24,323	664,980	3,518	5,262,870	27,841	41.21	23.79						
1/21/2021	4,287,380	120,220	4,407,600	23,316	658,000	3,481	5,065,600	26,797	43.04	21.96						
1/22/2021	5,014,520	103,320	5,117,840	27,073	686,990	3,634	5,804,830	30,708	40.71	24.29						
1/23/2021	5,022,990	81,970	5,104,960	27,005	552,220	2,921	5,657,180	29,926	36.42	28.58						
1/24/2021	4,853,680	98,500	4,952,180	26,197	526,450	2,785	5,478,630	28,982	39.21	25.79						
1/25/2021	4,992,840	119,120	5,111,960	27,042	619,620	3,278	5,731,580	30,320	39.58	25.42						
1/26/2021	5,108,440	121,560	5,230,000	27,667	645,050	3,412	5,875,050	31,079	39.38	25.62						
1/27/2021	4,434,810	121,780	4,556,590	24,104	668,210	3,535	5,224,800	27,639	41.46	23.54						
1/28/2021	4,229,070	117,650	4,346,720	22,994	637,300	3,371	4,984,020	26,365	42.67	22.33						
1/29/2021	4,059,230	101,600	4,160,830	22,011	635,360	3,361	4,796,190	25,372	42.88	22.12						
1/30/2021	3,745,720	83,910	3,829,630	20,259	530,590	2,807	4,360,220	23,066	45.13	19.87						
1/31/2021	3,731,750	98,720	3,830,470	20,263	535,560	2,833	4,366,030	23,096	45.50	19.50						
2/1/2021	3,651,100	113,920	3,765,020	19,917	636,640	3,368	4,401,660	23,285	47.75	17.25						
2/2/2021	4,418,320	114,600	4,532,920	23,979	688,520	3,642	5,221,440	27,621	42.38	22.62						
2/3/2021	4,157,700	115,020	4,272,720	22,603	677,420	3,584	4,950,140	26,186	43.25	21.75						
2/4/2021	4,148,050	112,960	4,261,010	22,541	654,120	3,460	4,915,130	26,001	44.71	20.29						
2/5/2021	3,597,950	99,840	3,697,790	19,561	682,350	3,610	4,380,140	23,171	47.33	17.67						
2/6/2021	4,039,100	79,530	4,118,630	21,788	581,130	3,074	4,699,760	24,862	45.58	19.42						
2/7/2021	4,416,260	95,220	4,511,480	23,866	584,150	3,090	5,095,630	26,956	42.75	22.25						
2/8/2021	4,926,130	114,670	5,040,800	26,666	747,000	3,952	5,787,800	30,617	39.33	25.67						
2/9/2021	5,394,410	115,960	5,510,370	29,150	754,470	3,991	6,264,840	33,141	37.33	27.67						
2/10/2021	5,461,890	115,810	5,577,700	29,506	771,820	4,083	6,349,520	33,589	36.00	29.00						
2/11/2021	6,422,580	113,580	6,536,160	34,576	830,750	4,395	7,366,910	38,971	33.29	31.71						
2/12/2021	6,949,760	97,700	7,047,460	37,281	743,680	3,934	7,791,140	41,215	29.58	35.42						
2/13/2021	6,528,370	79,840	6,608,210	34,957	588,670	3,114	7,196,880	38,071	28.17	36.83						

Date	Firm		Firm and Interruptible		Firm and Interruptible		Firm and Interruptible		Transportation		Transportation		Transportation		Average Daily Temp. (°F)	HDD65
	Customer Volumes (Therms)	Customer Volumes (Therms)	Customer Volumes (Therms)	Customer Volumes (Therms)	Customer Volumes (Therms)	Customer Volumes (Therms)	Customer Volumes (Therms)	Customer Volumes (Therms)	Customer Volumes (Therms)	Customer Volumes (Therms)	Customer Volumes (Therms)	Customer Volumes (Therms)	Customer Volumes (Therms)	Customer Volumes (Therms)		
2/14/2021	5,939,990	94,850	6,034,840	31,924	584,420	3,092	6,619,260	35,016	32.58	32.42						
2/15/2021	5,195,200	113,410	5,308,610	28,083	659,180	3,487	5,967,790	31,570	38.21	26.79						
2/16/2021	4,513,990	114,060	4,628,050	24,482	665,380	3,520	5,293,430	28,002	43.21	21.79						
2/17/2021	4,676,040	115,210	4,791,250	25,346	734,460	3,885	5,525,710	29,231	41.63	23.37						
2/18/2021	4,707,710	115,540	4,823,250	25,515	725,480	3,838	5,548,730	29,353	41.67	23.33						
2/19/2021	4,209,830	99,480	4,309,310	22,796	709,460	3,753	5,018,770	26,549	43.08	21.92						
2/20/2021	3,985,720	79,540	4,065,260	21,505	613,110	3,243	4,678,370	24,749	43.00	22.00						
2/21/2021	3,548,240	94,590	3,642,830	19,271	537,700	2,844	4,180,530	22,115	47.67	17.33						
2/22/2021	3,971,180	114,140	4,085,320	21,611	714,860	3,782	4,800,180	25,393	47.71	17.29						
2/23/2021	4,674,430	117,300	4,791,730	25,348	686,970	3,634	5,478,700	28,982	41.46	23.54						
2/24/2021	4,484,550	116,190	4,600,740	24,338	693,680	3,670	5,294,420	28,007	39.33	25.67						
2/25/2021	4,576,130	115,840	4,691,970	24,821	667,440	3,531	5,359,410	28,351	42.67	22.33						
2/26/2021	4,284,540	100,700	4,385,240	23,198	651,090	3,444	5,036,330	26,642	42.50	22.50						
2/27/2021	3,982,150	78,360	4,060,510	21,480	578,080	3,058	4,638,590	24,538	41.25	23.75						
2/28/2021	3,668,030	92,780	3,760,810	19,895	534,640	2,828	4,295,450	22,723	45.88	19.12						
3/1/2021	4,038,690	109,330	4,148,020	21,943	679,590	3,595	4,827,610	25,538	47.79	17.21						
3/2/2021	3,632,530	109,790	3,742,320	19,797	665,300	3,519	4,407,620	23,316	44.29	20.71						
3/3/2021	3,625,860	110,340	3,736,200	19,764	651,110	3,444	4,387,310	23,209	44.79	20.21						
3/4/2021	3,650,360	93,210	3,743,570	19,803	600,870	3,179	4,344,440	22,982	45.08	19.92						
3/5/2021	3,651,690	74,210	3,725,900	19,710	556,620	2,945	4,282,520	22,655	47.50	17.50						
3/6/2021	4,448,680	89,540	4,538,220	24,007	546,490	2,891	5,084,710	26,898	45.08	19.92						
3/7/2021	4,146,130	108,850	4,254,980	22,509	675,430	3,573	4,930,410	26,082	43.63	21.37						
3/8/2021	4,132,960	107,990	4,240,950	22,435	702,530	3,716	4,943,480	26,151	42.88	22.12						
3/9/2021	4,022,840	107,250	4,130,090	21,848	715,470	3,785	4,845,560	25,633	43.83	21.17						
3/10/2021	3,894,140	105,980	4,000,120	21,161	680,990	3,602	4,681,110	24,763	43.71	21.29						
3/11/2021	3,582,210	88,280	3,670,490	19,417	678,950	3,592	4,349,440	23,009	44.83	20.17						
3/12/2021	2,947,200	68,060	3,015,260	15,951	499,470	2,642	3,514,730	18,593	45.88	19.12						
3/13/2021	4,109,040	84,770	4,193,810	22,185	602,230	3,186	4,796,040	25,371	48.17	16.83						
3/14/2021	4,606,440	106,530	4,712,970	24,932	730,480	3,864	5,443,450	28,796	43.21	21.79						
3/15/2021	4,069,320	108,120	4,177,440	22,099	680,340	3,599	4,857,780	25,698	40.54	24.46						
3/16/2021	3,411,220	107,720	3,518,940	18,615	649,520	3,436	4,168,460	22,051	42.63	22.37						
3/17/2021	3,752,810	104,670	3,857,480	20,406	659,210	3,487	4,516,690	23,893	46.75	18.25						
3/18/2021	3,290,160	88,200	3,378,360	17,872	644,110	3,407	4,022,470	21,279	45.79	19.21						
3/19/2021	3,588,960	67,390	3,656,350	19,342	613,370	3,245	4,269,720	22,587	48.58	16.42						
3/20/2021	4,284,950	85,580	4,370,530	23,120	570,460	3,018	4,940,990	26,138	45.00	20.00						
3/21/2021	3,849,720	105,000	3,954,720	20,920	666,000	3,523	4,620,720	24,444	42.67	22.33						
3/22/2021	3,323,500	105,630	3,429,130	18,140	622,170	3,291	4,051,300	21,431	44.88	20.12						
3/23/2021	3,705,230	105,420	3,810,650	20,158	673,240	3,561	4,483,890	23,720	46.29	18.71						
3/24/2021	3,375,070	104,820	3,479,890	18,409	665,270	3,519	4,145,160	21,928	45.79	19.21						
3/25/2021	3,198,790	89,490	3,288,280	17,395	595,600	3,151	3,883,880	20,546	46.63	18.37						
3/26/2021	2,775,570	68,210	2,843,780	15,044	478,900	2,533	3,322,680	17,577	47.25	17.75						
3/27/2021	4,404,930	83,440	4,488,370	23,743	515,990	2,730	5,004,360	26,473	47.92	17.08						
3/28/2021	4,113,830	100,970	4,214,800	22,296	668,140	3,534	4,882,940	25,831	43.58	21.42						

Date	Firm		Firm and Interruptible		Firm and Interruptible		Firm and Interruptible		Transportation		Transportation		Total Customer		Average Daily Temp. (°F)	HDD65
	Customer Volumes (Therms)	Customer Volumes (Therms)	Customer Volumes (Therms)	Customer Emissions (mtCO ₂ e)	Customer Volumes (Therms)	Customer Emissions (mtCO ₂ e)	Customer Volumes (Therms)	Customer Emissions (mtCO ₂ e)	Customer Volumes (Therms)	Customer Emissions (mtCO ₂ e)	Customer Volumes (Therms)	Customer Emissions (mtCO ₂ e)	Customer Volumes (Therms)	Customer Emissions (mtCO ₂ e)		
3/29/2021	3,716,470	101,020	3,817,490	20,195	643,600	3,405	4,461,090	23,599	42.92	22.08						
3/30/2021	2,974,610	101,710	3,076,320	16,274	646,110	3,418	3,722,430	19,692	44.17	20.83						
3/31/2021	0	0	0	0	0	0	0	0	48.63	16.37						
4/1/2021	2,764,150	100,660	2,864,810	15,155	609,210	3,223	3,474,020	18,378	49.46	15.54						
4/2/2021	2,811,840	84,310	2,896,150	15,321	645,520	3,415	3,541,670	18,735	48.38	16.62						
4/3/2021	2,353,940	63,520	2,417,460	12,788	530,380	2,806	2,947,840	15,594	51.42	13.58						
4/4/2021	3,467,560	79,700	3,547,260	18,765	556,120	2,942	4,103,380	21,707	46.00	19.00						
4/5/2021	3,315,730	98,190	3,413,920	18,060	655,040	3,465	4,068,960	21,525	45.42	19.58						
4/6/2021	2,769,000	97,500	2,866,500	15,164	664,540	3,515	3,531,040	18,679	47.92	17.08						
4/7/2021	3,766,720	97,220	3,863,940	20,440	699,470	3,700	4,563,410	24,140	45.00	20.00						
4/8/2021	3,282,720	96,960	3,379,680	17,879	656,450	3,473	4,036,130	21,351	46.25	18.75						
4/9/2021	3,736,920	80,860	3,817,780	20,196	613,450	3,245	4,431,230	23,441	43.50	21.50						
4/10/2021	3,592,250	60,300	3,652,550	19,322	571,480	3,023	4,224,030	22,345	44.58	20.42						
4/11/2021	3,440,990	75,020	3,516,010	18,600	537,700	2,844	4,053,710	21,444	44.58	20.42						
4/12/2021	2,977,700	96,100	3,073,800	16,260	667,700	3,532	3,741,500	19,793	48.17	16.83						
4/13/2021	2,481,880	99,590	2,581,470	13,656	669,390	3,541	3,250,860	17,197	53.25	11.75						
4/14/2021	2,119,340	100,220	2,219,560	11,741	658,840	3,485	2,878,400	15,227	55.79	9.21						
4/15/2021	1,646,430	95,980	1,742,410	9,217	534,670	2,828	2,277,080	12,046	61.17	3.83						
4/16/2021	1,323,500	75,870	1,399,370	7,403	554,140	2,931	1,953,510	10,334	64.67	0.33						
4/17/2021	1,186,430	57,160	1,243,590	6,579	452,350	2,393	1,695,940	8,972	64.83	0.17						
4/18/2021	1,157,450	73,000	1,230,450	6,509	436,380	2,308	1,666,830	8,818	64.13	0.87						
4/19/2021	1,246,520	92,190	1,338,710	7,082	550,240	2,911	1,888,950	9,993	59.96	5.04						
4/20/2021	1,316,670	90,740	1,407,410	7,445	586,300	3,102	1,993,710	10,547	60.67	4.33						
4/21/2021	1,318,560	94,120	1,412,680	7,473	571,850	3,025	1,984,530	10,498	59.75	5.25						
4/22/2021	1,699,810	93,030	1,792,840	9,484	630,490	3,335	2,423,330	12,819	53.54	11.46						
4/23/2021	1,773,600	75,860	1,849,460	9,784	598,220	3,165	2,447,680	12,948	51.75	13.25						
4/24/2021	2,493,280	54,150	2,547,430	13,476	497,390	2,631	3,044,820	16,107	48.00	17.00						
4/25/2021	2,129,800	70,460	2,200,260	11,639	483,920	2,560	2,684,180	14,199	51.71	13.29						
4/26/2021	2,002,640	89,530	2,092,170	11,068	596,190	3,154	2,688,360	14,221	52.63	12.37						
4/27/2021	1,922,280	91,980	2,014,260	10,655	616,750	3,263	2,631,010	13,918	53.13	11.87						
4/28/2021	1,629,450	91,940	1,721,390	9,106	612,330	3,239	2,333,720	12,345	55.79	9.21						
4/29/2021	1,277,330	90,570	1,367,900	7,236	603,440	3,192	1,971,340	10,428	59.92	5.08						
4/30/2021	1,467,290	72,460	1,539,750	8,145	576,010	3,047	2,115,760	11,192	56.63	8.37						
5/1/2021	1,852,570	43,220	1,895,790	10,029	480,570	2,542	2,376,360	12,571	52.83	12.17						
5/2/2021	1,855,560	63,510	1,919,070	10,152	507,040	2,682	2,426,110	12,834	53.75	11.25						
5/3/2021	2,060,760	87,170	2,147,930	11,363	588,390	3,113	2,736,320	14,475	51.79	13.21						
5/4/2021	1,871,310	86,860	1,958,170	10,359	629,920	3,332	2,588,090	13,691	55.08	9.92						
5/5/2021	1,482,720	86,980	1,569,700	8,304	589,670	3,119	2,159,370	11,423	57.13	7.87						
5/6/2021	1,681,860	86,940	1,768,800	9,357	601,820	3,184	2,370,620	12,541	55.83	9.17						
5/7/2021	2,402,210	67,800	2,470,010	13,066	594,380	3,144	3,064,390	16,211	49.79	15.21						
5/8/2021	2,080,250	45,220	2,125,470	11,244	436,910	2,311	2,562,380	13,555	50.58	14.42						
5/9/2021	1,803,200	62,870	1,866,070	9,872	446,970	2,364	2,313,040	12,236	54.50	10.50						
5/10/2021	1,676,710	84,070	1,760,780	9,315	597,420	3,160	2,358,200	12,475	56.42	8.58						
5/11/2021	1,352,670	85,510	1,438,180	7,608	624,550	3,304	2,062,730	10,912	58.88	6.12						

Date	Firm		Firm and Interruptible		Firm and Interruptible		Firm and Interruptible		Transportation		Transportation		Total Customer		Average Daily Temp. (°F)	HDD65
	Customer Volumes (Therms)	Customer Volumes (Therms)	Customer Volumes (Therms)	Customer Emissions (mtCO ₂ e)	Customer Volumes (Therms)	Customer Emissions (mtCO ₂ e)	Customer Volumes (Therms)	Customer Emissions (mtCO ₂ e)	Customer Volumes (Therms)	Customer Emissions (mtCO ₂ e)	Customer Volumes (Therms)	Customer Emissions (mtCO ₂ e)	Customer Volumes (Therms)	Customer Emissions (mtCO ₂ e)		
5/12/2021	1,241,120	84,790	1,325,910	7,014	641,700	3,395	1,967,610	10,409	61.08	3.92						
5/13/2021	1,196,630	83,230	1,279,860	6,770	607,900	3,216	1,887,760	9,986	60.79	4.21						
5/14/2021	1,123,530	61,790	1,185,320	6,270	584,720	3,093	1,770,040	9,364	62.50	2.50						
5/15/2021	1,090,170	39,710	1,129,880	5,977	447,670	2,368	1,577,550	8,345	61.33	3.67						
5/16/2021	996,900	57,890	1,054,790	5,580	459,870	2,433	1,514,660	8,013	62.75	2.25						
5/17/2021	1,567,330	81,620	1,648,950	8,723	610,250	3,228	2,259,200	11,951	53.13	11.87						
5/18/2021	1,949,420	82,140	2,031,560	10,747	552,810	2,924	2,584,370	13,671	51.63	13.37						
5/19/2021	2,080,460	82,770	2,163,230	11,443	515,120	2,725	2,678,350	14,168	50.13	14.87						
5/20/2021	1,997,760	83,780	2,081,540	11,011	563,170	2,979	2,644,710	13,991	50.92	14.08						
5/21/2021	1,722,580	64,250	1,786,830	9,452	567,260	3,001	2,354,090	12,453	52.54	12.46						
5/22/2021	1,588,890	38,280	1,627,170	8,608	420,690	2,225	2,047,860	10,833	52.67	12.33						
5/23/2021	1,638,780	55,780	1,694,560	8,964	419,260	2,218	2,113,820	11,182	54.38	10.62						
5/24/2021	1,731,990	78,480	1,810,470	9,577	504,120	2,667	2,314,590	12,244	54.25	10.75						
5/25/2021	1,507,210	82,040	1,589,250	8,407	596,370	3,155	2,185,620	11,562	55.38	9.62						
5/26/2021	1,391,080	80,810	1,471,890	7,786	596,660	3,156	2,068,550	10,943	56.63	8.37						
5/27/2021	1,773,070	79,750	1,852,820	9,801	591,460	3,129	2,444,280	12,930	52.83	12.17						
5/28/2021	1,703,570	61,270	1,764,840	9,336	565,640	2,992	2,330,480	12,328	54.58	10.42						
5/29/2021	1,247,250	37,220	1,284,470	6,795	427,730	2,263	1,712,200	9,058	58.96	6.04						
5/30/2021	1,019,250	55,290	1,074,540	5,684	416,870	2,205	1,491,410	7,890	62.38	2.62						
5/31/2021	909,560	74,400	983,960	5,205	418,690	2,215	1,402,650	7,420	66.79	0.00						
6/1/2021	841,860	61,260	903,120	4,778	558,240	2,953	1,461,360	7,731	73.21	0.00						
6/2/2021	876,100	60,440	936,540	4,954	525,320	2,779	1,461,860	7,733	72.17	0.00						
6/3/2021	911,280	59,960	971,240	5,138	548,990	2,904	1,520,230	8,042	64.21	0.79						
6/4/2021	1,017,820	42,950	1,060,770	5,611	542,440	2,870	1,603,210	8,481	58.33	6.67						
6/5/2021	1,289,450	21,850	1,311,300	6,937	476,710	2,522	1,788,010	9,459	57.21	7.79						
6/6/2021	1,975,490	38,900	2,014,390	10,656	488,060	2,582	2,502,450	13,238	50.17	14.83						
6/7/2021	1,679,880	61,150	1,741,030	9,210	582,820	3,083	2,323,850	12,293	52.75	12.25						
6/8/2021	1,380,500	61,760	1,442,260	7,630	584,000	3,089	2,026,260	10,719	56.38	8.62						
6/9/2021	1,293,420	62,270	1,355,690	7,172	594,620	3,146	1,950,310	10,317	56.71	8.29						
6/10/2021	1,295,020	62,860	1,357,880	7,183	543,540	2,875	1,901,420	10,059	57.29	7.71						
6/11/2021	1,460,830	44,510	1,505,340	7,963	570,930	3,020	2,076,270	10,983	55.79	9.21						
6/12/2021	990,950	21,870	1,012,820	5,358	448,140	2,371	1,460,960	7,728	62.54	2.46						
6/13/2021	1,048,010	39,680	1,087,690	5,754	415,130	2,196	1,502,820	7,950	60.13	4.87						
6/14/2021	1,124,320	61,550	1,185,870	6,273	510,920	2,703	1,696,790	8,976	59.50	5.50						
6/15/2021	1,106,900	61,030	1,167,930	6,178	530,590	2,807	1,698,520	8,985	59.79	5.21						
6/16/2021	1,068,980	60,670	1,129,650	5,976	532,470	2,817	1,662,120	8,793	62.13	2.87						
6/17/2021	987,350	59,310	1,046,660	5,537	501,520	2,653	1,548,180	8,190	65.54	0.00						
6/18/2021	979,030	42,390	1,021,420	5,403	483,750	2,559	1,505,170	7,962	64.04	0.96						
6/19/2021	896,000	20,640	916,640	4,849	397,220	2,101	1,313,860	6,950	64.63	0.37						
6/20/2021	812,820	35,360	848,180	4,487	424,080	2,243	1,272,260	6,730	70.04	0.00						
6/21/2021	780,210	56,110	836,320	4,424	516,290	2,731	1,352,610	7,155	75.67	0.00						
6/22/2021	820,390	59,020	879,410	4,652	545,220	2,884	1,424,630	7,536	67.04	0.00						
6/23/2021	880,610	58,860	939,470	4,970	541,090	2,862	1,480,560	7,832	63.46	1.54						
6/24/2021	820,520	57,020	877,540	4,642	485,310	2,567	1,362,850	7,209	68.75	0.00						

Date	Firm		Firm and Interruptible		Firm and Interruptible		Firm and Interruptible		Transportation		Transportation		Total Customer		Average Daily Temp. (°F)	HDD65
	Customer Volumes (Therms)	Customer Volumes (Therms)	Customer Volumes (Therms)	Customer Volumes (Therms)	Customer Volumes (Therms)	Customer Volumes (Therms)	Customer Volumes (Therms)	Customer Volumes (Therms)	Customer Emissions (mtCO ₂ e)	Customer Emissions (mtCO ₂ e)	Customer Emissions (mtCO ₂ e)	Customer Emissions (mtCO ₂ e)	Customer Volumes (Therms)	Customer Emissions (mtCO ₂ e)		
6/25/2021	759,330	38,190	797,520	4,219	462,530	2,447	1,260,050	6,666	77.08	0.00						
6/26/2021	657,690	16,930	674,620	3,569	398,140	2,106	1,072,760	5,675	85.50	0.00						
6/27/2021	597,310	33,020	630,330	3,334	409,640	2,167	1,039,970	5,501	88.71	0.00						
6/28/2021	587,090	53,960	641,050	3,391	488,720	2,585	1,129,770	5,976	91.71	0.00						
6/29/2021	704,020	55,140	759,160	4,016	551,630	2,918	1,310,790	6,934	71.25	0.00						
6/30/2021	769,750	54,890	824,640	4,362	560,950	2,967	1,385,590	7,330	65.46	0.00						
7/1/2021	783,320	57,500	840,820	4,448	551,760	2,919	1,392,580	7,367	66.50	0.00						
7/2/2021	763,200	38,140	801,340	4,239	533,910	2,824	1,335,250	7,063	67.08	0.00						
7/3/2021	727,340	13,550	740,890	3,919	443,090	2,344	1,183,980	6,263	69.21	0.00						
7/4/2021	687,090	30,420	717,510	3,796	440,010	2,328	1,157,520	6,123	65.79	0.00						
7/5/2021	758,800	57,160	815,960	4,316	478,320	2,530	1,294,280	6,847	62.83	2.17						
7/6/2021	798,260	56,930	855,190	4,524	552,140	2,921	1,407,330	7,445	65.71	0.00						
7/7/2021	879,820	57,600	937,420	4,959	587,570	3,108	1,524,990	8,067	62.67	2.33						
7/8/2021	893,480	55,550	949,030	5,020	566,490	2,997	1,515,520	8,017	61.54	3.46						
7/9/2021	810,570	35,910	846,480	4,278	547,160	2,894	1,393,640	7,372	67.08	0.00						
7/10/2021	796,990	11,830	808,820	4,479	430,210	2,276	1,239,030	6,554	66.17	0.00						
7/11/2021	768,020	30,410	798,430	4,224	449,850	2,380	1,248,280	6,603	67.08	0.00						
7/12/2021	787,140	54,390	841,530	4,452	529,040	2,799	1,370,570	7,250	68.38	0.00						
7/13/2021	805,430	56,260	861,690	4,558	561,260	2,969	1,422,950	7,527	65.17	0.00						
7/14/2021	848,610	56,290	904,900	4,787	582,570	3,082	1,487,470	7,869	61.79	3.21						
7/15/2021	893,430	55,710	949,140	5,021	540,820	2,861	1,489,960	7,882	60.75	4.25						
7/16/2021	926,800	35,040	961,840	5,088	531,440	2,811	1,493,280	7,899	61.21	3.79						
7/17/2021	837,480	11,410	848,890	4,491	447,150	2,365	1,296,040	6,856	64.96	0.04						
7/18/2021	801,430	30,910	832,340	4,403	475,770	2,517	1,308,110	6,920	67.58	0.00						
7/19/2021	794,760	54,890	849,650	4,495	570,190	3,016	1,419,840	7,511	68.13	0.00						
7/20/2021	876,560	55,380	931,940	4,930	588,320	3,112	1,520,260	8,042	63.21	1.79						
7/21/2021	927,710	54,730	982,440	5,197	540,230	2,858	1,522,670	8,055	62.04	2.96						
7/22/2021	871,640	54,640	926,280	4,900	575,100	3,042	1,501,380	7,942	65.13	0.00						
7/23/2021	835,730	34,880	870,610	4,606	538,920	2,851	1,409,530	7,456	66.13	0.00						
7/24/2021	781,560	10,220	791,780	4,189	442,320	2,340	1,234,100	6,528	72.00	0.00						
7/25/2021	741,450	29,990	771,440	4,081	405,610	2,146	1,177,050	6,227	71.38	0.00						
7/26/2021	779,490	54,040	833,530	4,409	510,250	2,699	1,343,780	7,109	70.63	0.00						
7/27/2021	794,410	54,370	848,780	4,490	495,640	2,622	1,344,420	7,112	71.83	0.00						
7/28/2021	773,130	54,710	827,840	4,379	515,150	2,725	1,342,990	7,104	72.83	0.00						
7/29/2021	753,860	53,980	807,840	4,273	500,600	2,648	1,308,440	6,922	75.63	0.00						
7/30/2021	720,160	34,640	754,800	3,993	490,480	2,595	1,245,280	6,588	77.25	0.00						
7/31/2021	761,420	10,610	772,030	4,084	404,050	2,137	1,176,080	6,221	70.00	0.00						
8/1/2021	731,850	27,910	759,760	4,019	400,910	2,121	1,160,670	6,140	69.88	0.00						
8/2/2021	741,770	80,310	822,080	4,349	503,430	2,663	1,325,510	7,012	70.38	0.00						
8/3/2021	778,310	50,870	829,180	4,386	545,570	2,886	1,374,750	7,272	70.79	0.00						
8/4/2021	779,120	50,580	829,700	4,389	509,330	2,694	1,339,030	7,083	72.96	0.00						
8/5/2021	748,360	50,910	799,270	4,228	478,980	2,534	1,278,250	6,762	69.96	0.00						
8/6/2021	788,750	33,310	822,060	4,349	453,870	2,401	1,275,930	6,750	67.71	0.00						
8/7/2021	826,860	9,790	836,650	4,426	371,100	1,963	1,207,750	6,389	65.33	0.00						

Date	Firm		Firm and Interruptible		Firm and Interruptible		Firm and Interruptible		Transportation		Transportation		Transportation		Average Daily Temp. (°F)	HDD65
	Customer Volumes (Therms)	Customer Volumes (Therms)	Customer Volumes (Therms)	Customer Emissions (mtCO ₂ e)	Customer Volumes (Therms)	Customer Emissions (mtCO ₂ e)	Customer Volumes (Therms)	Customer Emissions (mtCO ₂ e)	Customer Volumes (Therms)	Customer Emissions (mtCO ₂ e)	Customer Volumes (Therms)	Customer Emissions (mtCO ₂ e)	Customer Volumes (Therms)	Customer Emissions (mtCO ₂ e)		
8/8/2021	808,840	27,780	836,620	4,426	382,460	2,023	1,219,080	6,449	63.63	1.37						
8/9/2021	793,750	50,440	844,190	4,466	515,850	2,729	1,360,040	7,195	65.54	0.00						
8/10/2021	761,340	51,250	812,590	4,299	488,610	2,585	1,301,200	6,883	73.58	0.00						
8/11/2021	730,820	51,480	782,300	4,138	483,480	2,558	1,265,780	6,696	77.29	0.00						
8/12/2021	699,230	50,690	749,920	3,967	464,940	2,460	1,214,860	6,427	80.17	0.00						
8/13/2021	693,550	31,270	724,820	3,834	481,630	2,548	1,206,450	6,382	78.96	0.00						
8/14/2021	705,810	7,910	713,720	3,776	430,060	2,275	1,143,780	6,051	71.71	0.00						
8/15/2021	709,060	27,260	736,320	3,895	420,470	2,224	1,156,790	6,119	69.04	0.00						
8/16/2021	800,620	51,060	851,680	4,505	486,580	2,574	1,338,260	7,079	64.08	0.92						
8/17/2021	920,090	51,470	971,560	5,140	489,920	2,592	1,461,480	7,731	60.17	4.83						
8/18/2021	849,420	52,470	901,890	4,771	497,780	2,633	1,399,670	7,404	64.54	0.46						
8/19/2021	873,200	51,120	924,320	4,890	458,270	2,424	1,382,590	7,314	64.79	0.21						
8/20/2021	897,290	33,010	930,300	4,921	519,900	2,750	1,450,200	7,672	59.79	5.21						
8/21/2021	890,070	9,940	900,010	4,761	405,350	2,144	1,305,360	6,905	61.54	3.46						
8/22/2021	968,960	28,650	997,610	5,277	409,050	2,164	1,406,660	7,441	61.21	3.79						
8/23/2021	952,820	52,210	1,005,030	5,317	502,800	2,660	1,507,830	7,976	60.75	4.25						
8/24/2021	890,040	53,320	943,360	4,990	498,560	2,637	1,441,920	7,628	64.96	0.04						
8/25/2021	874,600	53,030	927,630	4,907	523,740	2,771	1,451,370	7,678	63.29	1.71						
8/26/2021	891,140	52,340	943,480	4,991	549,170	2,905	1,492,650	7,896	62.08	2.92						
8/27/2021	974,400	51,400	1,025,800	5,426	560,900	2,967	1,586,700	8,394	61.29	3.71						
8/28/2021	905,020	14,220	919,240	4,863	456,870	2,417	1,376,110	7,280	64.71	0.29						
8/29/2021	833,320	45,440	878,760	4,649	425,080	2,249	1,303,840	6,897	66.17	0.00						
8/30/2021	1,032,190	82,990	1,115,180	5,899	575,820	3,046	1,691,000	8,945	57.42	7.58						
8/31/2021	1,192,480	85,200	1,277,680	6,759	599,290	3,170	1,876,970	9,929	58.00	7.00						
9/1/2021	1,137,800	77,380	1,215,180	6,428	586,920	3,105	1,802,100	9,533	60.04	4.96						
9/2/2021	987,430	74,580	1,062,010	5,618	533,290	2,821	1,595,300	8,439	64.67	0.33						
9/3/2021	909,940	51,350	961,290	5,085	532,200	2,815	1,493,490	7,901	65.92	0.00						
9/4/2021	838,610	22,600	861,210	4,556	455,670	2,410	1,316,880	6,966	66.38	0.00						
9/5/2021	742,850	46,980	789,830	4,178	418,450	2,214	1,208,280	6,392	68.42	0.00						
9/6/2021	828,910	70,870	899,780	4,760	421,430	2,229	1,321,210	6,989	65.21	0.00						
9/7/2021	818,620	77,590	896,210	4,741	541,090	2,862	1,437,300	7,603	67.46	0.00						
9/8/2021	791,700	78,450	870,150	4,603	577,390	3,054	1,447,540	7,657	69.63	0.00						
9/9/2021	784,530	77,310	861,840	4,559	603,720	3,194	1,465,560	7,753	67.71	0.00						
9/10/2021	875,090	52,530	927,620	4,907	526,960	2,788	1,454,580	7,695	61.58	3.42						
9/11/2021	868,810	23,050	891,860	4,718	430,070	2,275	1,321,930	6,993	62.79	2.21						
9/12/2021	971,920	48,210	1,020,130	5,396	456,300	2,414	1,476,430	7,810	60.58	4.42						
9/13/2021	1,023,580	78,170	1,101,750	5,828	601,830	3,184	1,703,580	9,012	60.71	4.29						
9/14/2021	1,023,070	79,260	1,102,330	5,831	596,710	3,157	1,699,040	8,988	60.38	4.62						
9/15/2021	1,178,990	82,030	1,261,020	6,671	640,750	3,390	1,901,770	10,060	58.00	7.00						
9/16/2021	1,219,750	82,210	1,301,960	6,887	614,460	3,250	1,916,420	10,138	57.21	7.79						
9/17/2021	1,309,870	58,630	1,368,500	7,239	497,520	2,632	1,866,020	9,871	58.00	7.00						
9/18/2021	1,333,930	28,500	1,362,430	7,207	459,170	2,429	1,821,600	9,636	56.04	8.96						
9/19/2021	1,344,410	52,580	1,396,990	7,390	445,720	2,358	1,842,710	9,748	56.79	8.21						
9/20/2021	1,222,970	83,880	1,306,850	6,913	557,480	2,949	1,864,330	9,862	59.71	5.29						

Date	Firm		Firm and Interruptible		Firm and Interruptible		Firm and Interruptible		Transportation		Transportation		Total Customer		Average Daily Temp. (°F)	HDD65
	Customer Volumes (Therms)	Customer Volumes (Therms)	Customer Volumes (Therms)	Customer Emissions (mtCO ₂ e)	Customer Volumes (Therms)	Customer Emissions (mtCO ₂ e)	Customer Volumes (Therms)	Customer Emissions (mtCO ₂ e)	Customer Volumes (Therms)	Customer Emissions (mtCO ₂ e)	Customer Volumes (Therms)	Customer Emissions (mtCO ₂ e)	Customer Volumes (Therms)	Customer Emissions (mtCO ₂ e)		
9/21/2021	1,139,040	82,530	1,221,570	6,462	521,040	2,759	1,742,610	9,218	62.13	2.87						
9/22/2021	1,135,810	82,990	1,218,800	6,447	527,000	2,786	1,746,000	9,236	59.54	5.46						
9/23/2021	1,124,680	83,450	1,208,130	6,391	576,750	3,051	1,784,880	9,442	60.08	4.92						
9/24/2021	1,046,100	59,710	1,105,810	5,850	594,310	3,144	1,700,120	8,994	61.75	3.25						
9/25/2021	997,780	29,190	1,026,970	5,433	481,030	2,545	1,508,000	7,977	63.38	1.62						
9/26/2021	1,123,810	54,090	1,177,900	6,231	468,170	2,477	1,646,070	8,708	57.38	7.62						
9/27/2021	1,510,520	81,770	1,592,290	8,423	560,810	2,967	2,153,100	11,390	55.79	9.21						
9/28/2021	1,605,730	83,390	1,689,120	8,935	588,700	3,114	2,277,820	12,050	54.88	10.12						
9/29/2021	1,595,510	86,530	1,682,040	8,898	622,400	3,292	2,304,440	12,190	55.33	9.67						
9/30/2021	1,582,920	88,330	1,671,250	8,841	633,930	3,353	2,305,180	12,194	56.58	8.42						
10/1/2021	1,630,620	86,290	1,716,910	9,082	596,980	3,158	2,313,890	12,240	55.29	9.71						
10/2/2021	1,474,680	56,820	1,531,500	8,102	537,070	2,841	2,068,570	10,943	55.42	9.58						
10/3/2021	1,672,920	82,240	1,755,160	9,285	497,370	2,631	2,252,530	11,916	54.58	10.42						
10/4/2021	1,602,060	110,630	1,712,690	9,060	641,540	3,394	2,354,230	12,454	54.83	10.17						
10/5/2021	2,170,630	111,160	2,281,790	12,071	636,060	3,365	2,917,850	15,435	52.33	12.67						
10/6/2021	2,312,000	109,840	2,421,840	12,812	590,790	3,125	3,012,630	15,937	50.75	14.25						
10/7/2021	2,507,520	109,910	2,617,430	13,846	653,670	3,458	3,271,100	17,304	49.63	15.37						
10/8/2021	2,612,900	89,940	2,702,840	14,298	609,910	3,226	3,312,750	17,524	48.13	16.87						
10/9/2021	2,294,980	60,440	2,355,420	12,460	488,380	2,584	2,843,800	15,044	51.00	14.00						
10/10/2021	2,505,870	86,110	2,591,980	13,712	513,130	2,714	3,105,110	16,426	49.29	15.71						
10/11/2021	3,133,230	115,970	3,249,200	17,188	722,150	3,820	3,971,350	21,008	46.38	18.62						
10/12/2021	3,482,520	116,260	3,598,780	19,038	751,510	3,975	4,350,290	23,013	43.29	21.71						
10/13/2021	2,794,250	116,100	2,910,350	15,396	665,750	3,522	3,576,100	18,918	47.17	17.83						
10/14/2021	2,363,640	116,880	2,480,520	13,122	621,190	3,286	3,101,710	16,408	51.33	13.67						
10/15/2021	1,967,670	94,600	2,062,270	10,909	568,740	3,009	2,631,010	13,918	56.00	9.00						
10/16/2021	1,501,240	63,300	1,564,540	8,276	426,110	2,254	1,990,650	10,531	59.29	5.71						
10/17/2021	2,069,640	86,430	2,156,070	11,406	475,360	2,515	2,631,430	13,920	53.17	11.83						
10/18/2021	2,359,080	117,870	2,476,950	13,103	525,140	2,778	3,002,090	15,881	51.04	13.96						
10/19/2021	2,195,320	117,960	2,313,280	12,237	588,700	3,114	2,901,980	15,351	52.96	12.04						
10/20/2021	2,117,030	120,550	2,237,580	11,837	633,810	3,353	2,871,390	15,190	53.96	11.04						
10/21/2021	1,744,850	120,680	1,865,530	9,869	599,540	3,172	2,465,070	13,040	59.00	6.00						
10/22/2021	2,148,420	95,860	2,244,280	11,872	573,410	3,033	2,817,690	14,906	52.50	12.50						
10/23/2021	2,309,320	68,420	2,377,740	12,578	486,390	2,573	2,864,130	15,151	50.96	14.04						
10/24/2021	2,408,630	95,990	2,504,620	13,249	438,950	2,322	2,943,570	15,571	54.08	10.92						
10/25/2021	2,541,510	125,260	2,666,770	14,107	613,920	3,248	3,280,690	17,355	53.29	11.71						
10/26/2021	2,648,580	125,900	2,774,480	14,677	658,190	3,482	3,432,670	18,159	50.83	14.17						
10/27/2021	2,693,960	128,280	2,822,240	14,930	659,110	3,487	3,481,350	18,416	49.58	15.42						
10/28/2021	2,148,180	125,540	2,273,720	12,028	609,290	3,223	2,883,010	15,251	53.58	11.42						
10/29/2021	3,131,910	103,300	3,235,210	17,114	634,190	3,355	3,869,400	20,469	47.38	17.62						
10/30/2021	3,779,580	73,700	3,853,280	20,384	532,060	2,815	4,385,340	23,198	45.04	19.96						
10/31/2021	3,316,180	99,370	3,415,550	18,068	482,680	2,553	3,898,230	20,622	49.67	15.33						
11/1/2021	3,372,780	127,500	3,500,280	18,516	550,420	2,912	4,050,760	21,429	49.08	15.92						
11/2/2021	3,084,650	128,960	3,213,610	17,000	602,620	3,188	3,816,230	20,188	48.42	16.58						
11/3/2021	2,289,170	129,110	2,418,280	12,793	575,360	3,044	2,993,640	15,836	53.58	11.42						

Date	Firm		Firm and Interruptible		Firm and Interruptible		Firm and Interruptible		Transportation		Transportation		Transportation		Average Daily	
	Customer Volumes (Therms)	Customer Volumes (Therms)	Customer Volumes (Therms)	Customer Emissions (mtCO ₂ e)	Customer Volumes (Therms)	Customer Emissions (mtCO ₂ e)	Customer Volumes (Therms)	Customer Emissions (mtCO ₂ e)	Customer Volumes (Therms)	Customer Emissions (mtCO ₂ e)	Customer Volumes (Therms)	Customer Emissions (mtCO ₂ e)	Customer Volumes (Therms)	Customer Emissions (mtCO ₂ e)	Temp. (°F)	HDD65
11/4/2021	2,581,190	128,260	2,709,450	14,333	516,980	2,735	3,226,430	17,068	52.58	12.42						
11/5/2021	3,082,610	107,500	3,190,110	16,876	590,100	3,122	3,780,210	19,997	48.04	16.96						
11/6/2021	3,880,830	83,340	3,964,170	20,970	509,120	2,693	4,473,290	23,664	43.63	21.37						
11/7/2021	3,988,820	100,230	4,089,050	21,631	521,170	2,757	4,610,220	24,388	42.58	22.42						
11/8/2021	3,218,470	128,150	3,346,620	17,704	586,690	3,104	3,933,310	20,807	47.96	17.04						
11/9/2021	3,501,280	130,850	3,632,130	19,214	658,110	3,481	4,290,240	22,695	46.08	18.92						
11/10/2021	3,147,310	131,700	3,279,010	17,346	632,290	3,345	3,911,300	20,691	46.63	18.37						
11/11/2021	2,589,390	131,060	2,720,450	14,391	591,050	3,127	3,311,500	17,518	50.58	14.42						
11/12/2021	2,436,240	109,060	2,545,300	13,465	614,620	3,251	3,159,920	16,716	54.17	10.83						
11/13/2021	2,757,300	80,910	2,838,210	15,014	505,610	2,675	3,343,820	17,689	48.04	16.96						
11/14/2021	1,728,480	103,390	1,831,870	9,691	466,560	2,468	2,298,430	12,159	58.29	6.71						
11/15/2021	3,156,550	130,200	3,286,750	17,387	586,970	3,105	3,873,720	20,492	52.13	12.87						
11/16/2021	4,337,120	132,780	4,469,900	23,646	688,550	3,642	5,158,450	27,288	42.38	22.62						
11/17/2021	4,441,420	133,780	4,575,200	24,203	732,380	3,874	5,307,580	28,077	41.63	23.37						
11/18/2021	4,052,970	134,730	4,187,700	22,153	668,270	3,535	4,855,970	25,688	44.29	20.71						
11/19/2021	3,930,500	113,060	4,043,560	21,390	691,700	3,659	4,735,260	25,050	43.29	21.71						
11/20/2021	3,957,680	88,380	4,046,060	21,404	600,200	3,175	4,646,260	24,579	42.88	22.12						
11/21/2021	4,400,220	113,600	4,513,820	23,878	685,250	3,625	5,199,070	27,503	39.54	25.46						
11/22/2021	4,183,490	141,080	4,324,570	22,877	749,180	3,963	5,073,750	26,840	41.29	23.71						
11/23/2021	3,987,120	141,040	4,128,160	21,838	716,660	3,791	4,844,820	25,629	44.25	20.75						
11/24/2021	4,035,420	139,990	4,175,410	22,088	620,140	3,281	4,795,550	25,368	42.50	22.50						
11/25/2021	3,378,220	114,600	3,492,820	18,477	438,550	2,320	3,931,370	20,797	44.17	20.83						
11/26/2021	2,862,670	117,650	2,980,320	15,766	502,600	2,659	3,482,920	18,425	49.00	16.00						
11/27/2021	2,475,090	90,510	2,565,600	13,572	517,670	2,738	3,083,270	16,310	51.75	13.25						
11/28/2021	2,169,070	114,080	2,283,150	12,078	535,930	2,835	2,819,080	14,913	55.79	9.21						
11/29/2021	2,187,960	141,280	2,329,240	12,322	617,580	3,267	2,946,820	15,589	53.58	11.42						
11/30/2021	2,515,760	139,440	2,655,200	14,046	640,380	3,388	3,295,580	17,434	52.83	12.17						
12/1/2021	2,300,730	161,990	2,462,720	13,028	674,640	3,569	3,137,360	16,597	54.21	10.79						
12/2/2021	3,781,050	161,650	3,942,700	20,857	702,610	3,717	4,645,310	24,574	45.71	19.29						
12/3/2021	4,617,390	139,770	4,757,160	25,165	727,960	3,851	5,485,120	29,016	38.63	26.37						
12/4/2021	4,645,710	113,080	4,758,790	25,174	605,570	3,203	5,364,360	28,377	38.96	26.04						
12/5/2021	4,778,290	137,110	4,915,400	26,002	553,560	2,928	5,468,960	28,931	37.71	27.29						
12/6/2021	4,258,880	163,690	4,422,570	23,395	628,890	3,327	5,051,460	26,722	40.54	24.46						
12/7/2021	3,468,470	165,550	3,634,020	19,224	664,820	3,517	4,298,840	22,741	46.08	18.92						
12/8/2021	4,309,220	164,990	4,474,210	23,669	725,970	3,840	5,200,180	27,509	43.08	21.92						
12/9/2021	4,848,720	164,810	5,013,530	26,522	745,940	3,946	5,759,470	30,468	38.96	26.04						
12/10/2021	4,533,220	138,940	4,672,160	24,716	700,490	3,706	5,372,650	28,421	41.67	23.33						
12/11/2021	4,285,640	112,080	4,397,720	23,264	606,120	3,206	5,003,840	26,470	42.79	22.21						
12/12/2021	4,929,140	132,650	5,061,790	26,777	602,470	3,187	5,664,260	29,964	38.50	26.50						
12/13/2021	5,071,570	161,000	5,232,570	27,680	689,120	3,645	5,921,690	31,326	39.42	25.58						
12/14/2021	5,273,410	164,130	5,437,540	28,765	754,470	3,991	6,192,010	32,756	37.04	27.96						
12/15/2021	4,898,340	165,090	5,063,430	26,786	740,530	3,917	5,803,960	30,703	39.29	25.71						
12/16/2021	4,799,670	161,540	4,961,210	26,245	737,840	3,903	5,699,050	30,148	39.42	25.58						
12/17/2021	4,746,170	141,480	4,887,650	25,856	733,960	3,883	5,621,610	29,738	38.92	26.08						

Date	Firm		Firm and Interruptible		Firm and Interruptible		Firm and Interruptible		Transportation		Transportation		Total Customer		Average Daily Temp. (°F)	HDD65
	Customer Volumes (Therms)	Customer Volumes (Therms)	Customer Volumes (Therms)	Customer Emissions (mtCO ₂ e)	Customer Volumes (Therms)	Customer Emissions (mtCO ₂ e)	Customer Volumes (Therms)	Customer Emissions (mtCO ₂ e)	Customer Volumes (Therms)	Customer Emissions (mtCO ₂ e)	Customer Volumes (Therms)	Customer Emissions (mtCO ₂ e)	Customer Volumes (Therms)	Customer Emissions (mtCO ₂ e)		
12/18/2021	4,302,960	114,410	4,417,370	23,368	632,800	3,348	5,050,170	26,715	41.63	23.37						
12/19/2021	4,744,400	135,980	4,880,380	25,817	662,150	3,503	5,542,530	29,320	39.83	25.17						
12/20/2021	5,489,140	161,100	5,650,240	29,890	766,240	4,053	6,416,480	33,943	35.79	29.21						
12/21/2021	5,007,640	164,860	5,172,500	27,363	748,090	3,957	5,920,590	31,320	36.13	28.87						
12/22/2021	4,002,640	166,340	4,168,980	22,054	733,360	3,879	4,902,340	25,933	46.08	18.92						
12/23/2021	4,670,470	165,960	4,836,430	25,585	673,190	3,561	5,509,620	29,146	40.58	24.42						
12/24/2021	4,831,210	131,560	4,962,770	26,253	482,810	2,554	5,445,580	28,807	38.08	26.92						
12/25/2021	5,387,800	94,680	5,482,480	29,002	442,180	2,339	5,924,660	31,341	34.79	30.21						
12/26/2021	7,353,500	141,770	7,495,270	39,650	536,990	2,841	8,032,260	42,491	25.42	39.58						
12/27/2021	7,674,560	162,470	7,837,030	41,458	652,210	3,450	8,489,240	44,908	20.67	44.33						
12/28/2021	7,116,000	163,510	7,279,510	38,509	670,880	3,549	7,950,390	42,058	25.88	39.12						
12/29/2021	7,009,600	165,070	7,174,670	37,954	650,000	3,439	7,824,670	41,393	26.21	38.79						
12/30/2021	6,307,480	165,120	6,472,600	34,240	595,610	3,151	7,068,210	37,391	31.21	33.79						
12/31/2021	6,958,030	143,360	7,101,390	37,566	546,020	2,888	7,647,410	40,455	27.21	37.79						
TOTAL	931,862,660	31,371,010	963,233,670	5,095,506	208,739,770	1,104,233	1,171,973,440	6,199,739	N/A	N/A						

Calendar Year 2022

Date	Firm		Firm and Interruptible		Firm and Interruptible		Firm and Interruptible		Transportation		Transportation		Total Customer		Average Daily Temp. (°F)	HDD65
	Customer Volumes (Therms)	Customer Volumes (Therms)	Customer Volumes (Therms)	Customer Emissions (mtCO ₂ e)	Customer Volumes (Therms)	Customer Emissions (mtCO ₂ e)	Customer Volumes (Therms)	Customer Emissions (mtCO ₂ e)	Customer Volumes (Therms)	Customer Emissions (mtCO ₂ e)	Customer Volumes (Therms)	Customer Emissions (mtCO ₂ e)	Customer Volumes (Therms)	Customer Emissions (mtCO ₂ e)		
1/1/2022	6,402,660	78,740	6,481,400	34,287	512,960	2,714	6,994,360	37,000	28.38	36.62						
1/2/2022	5,617,010	112,230	5,729,240	30,308	617,570	3,267	6,346,810	33,575	36.67	28.33						
1/3/2022	5,776,610	132,810	5,909,420	31,261	676,620	3,579	6,586,040	34,840	36.29	28.71						
1/4/2022	5,401,930	133,580	5,535,510	29,283	662,230	3,503	6,197,740	32,786	38.21	26.79						
1/5/2022	5,634,900	135,130	5,770,030	30,523	704,340	3,726	6,474,370	34,249	36.42	28.58						
1/6/2022	4,171,700	133,250	4,304,950	22,773	615,570	3,256	4,920,520	26,030	46.08	18.92						
1/7/2022	5,012,910	111,280	5,124,190	27,107	665,340	3,520	5,789,530	30,627	42.67	22.33						
1/8/2022	5,252,090	90,800	5,342,890	28,264	567,690	3,003	5,910,580	31,267	39.71	25.29						
1/9/2022	5,120,070	108,510	5,228,580	27,659	525,830	2,782	5,754,410	30,441	40.83	24.17						
1/10/2022	4,492,880	130,300	4,623,180	24,457	606,260	3,207	5,229,440	27,664	43.17	21.83						
1/11/2022	3,188,580	132,530	3,321,110	17,569	570,680	3,019	3,891,790	20,588	49.50	15.50						
1/12/2022	2,995,340	132,080	3,127,420	16,544	558,660	2,955	3,686,080	19,499	51.67	13.33						
1/13/2022	3,444,730	131,330	3,576,060	18,917	572,770	3,030	4,148,830	21,947	48.29	16.71						
1/14/2022	4,046,030	115,230	4,161,260	22,013	616,430	3,261	4,777,690	25,274	44.17	20.83						
1/15/2022	4,072,890	95,200	4,168,090	22,049	521,080	2,757	4,689,170	24,806	40.83	24.17						
1/16/2022	4,354,630	111,040	4,465,670	23,623	513,250	2,715	4,978,920	26,338	39.75	25.25						
1/17/2022	3,905,700	129,960	4,035,660	21,349	551,770	2,919	4,587,430	24,268	43.17	21.83						
1/18/2022	3,743,800	129,900	3,873,700	20,492	612,310	3,239	4,486,010	23,731	45.71	19.29						
1/19/2022	3,506,840	130,890	3,637,730	19,244	608,490	3,219	4,246,220	22,463	45.79	19.21						
1/20/2022	3,546,680	129,820	3,676,500	19,449	602,080	3,185	4,278,580	22,634	48.00	17.00						
1/21/2022	4,344,830	113,120	4,457,950	23,583	624,910	3,306	5,082,860	26,888	42.33	22.67						
1/22/2022	4,804,220	90,550	4,894,770	25,893	595,330	3,149	5,490,100	29,043	37.54	27.46						
1/23/2022	5,119,620	105,430	5,225,050	27,641	649,920	3,438	5,874,970	31,079	36.46	28.54						
1/24/2022	5,363,190	127,920	5,491,110	29,048	717,630	3,796	6,208,740	32,844	35.96	29.04						
1/25/2022	5,342,280	129,800	5,472,080	28,947	733,640	3,881	6,205,720	32,828	36.92	28.08						
1/26/2022	5,655,020	131,450	5,786,470	30,610	790,390	4,181	6,576,860	34,792	34.42	30.58						
1/27/2022	5,504,880	131,360	5,636,240	29,816	723,770	3,829	6,360,010	33,644	36.29	28.71						
1/28/2022	5,240,520	110,550	5,351,070	28,307	664,320	3,514	6,015,390	31,821	38.96	26.04						
1/29/2022	4,269,390	88,680	4,358,070	23,054	584,820	3,094	4,942,890	26,148	42.25	22.75						
1/30/2022	4,349,370	107,540	4,456,910	23,577	564,350	2,985	5,021,260	26,562	43.71	21.29						
1/31/2022	4,790,750	127,280	4,918,030	26,016	670,140	3,545	5,588,170	29,561	40.50	24.50						
2/1/2022	5,156,570	138,580	5,295,150	28,011	716,170	3,789	6,011,320	31,800	38.83	26.17						
2/2/2022	5,188,200	139,870	5,328,070	28,185	678,840	3,591	6,006,910	31,777	38.17	26.83						
2/3/2022	4,305,730	139,060	4,444,790	23,513	649,130	3,434	5,093,920	26,947	44.21	20.79						
2/4/2022	4,159,080	118,170	4,277,250	22,627	632,360	3,345	4,909,610	25,972	44.04	20.96						
2/5/2022	4,090,200	96,540	4,186,740	22,148	568,750	3,009	4,755,490	25,157	43.13	21.87						
2/6/2022	4,153,690	114,180	4,267,870	22,577	560,860	2,967	4,828,730	25,544	41.21	23.79						
2/7/2022	3,822,540	137,890	3,960,430	20,951	664,030	3,513	4,624,460	24,463	45.75	19.25						
2/8/2022	3,780,180	139,520	3,919,700	20,735	671,240	3,551	4,590,940	24,286	43.58	21.42						
2/9/2022	3,347,640	141,280	3,488,920	18,456	664,210	3,514	4,153,130	21,970	46.42	18.58						
2/10/2022	3,637,470	140,230	3,777,700	19,984	646,310	3,419	4,424,010	23,403	45.54	19.46						
2/11/2022	3,920,160	118,460	4,038,620	21,364	634,710	3,358	4,673,330	24,722	45.08	19.92						
2/12/2022	4,062,610	93,790	4,156,400	21,987	559,750	2,961	4,716,150	24,948	43.79	21.21						
2/13/2022	3,494,630	114,630	3,609,260	19,093	549,570	2,907	4,158,830	22,000	44.50	20.50						

Date	Firm		Firm and Interruptible		Firm and Interruptible		Firm and Interruptible		Transportation		Transportation		Transportation		Average Daily Temp. (°F)	HDD65
	Customer Volumes (Therms)	Customer Volumes (Therms)	Customer Volumes (Therms)	Customer Volumes (Therms)	Customer Volumes (Therms)	Customer Volumes (Therms)	Customer Volumes (Therms)	Customer Volumes (Therms)	Customer Emissions (mtCO ₂ e)	Customer Emissions (mtCO ₂ e)	Customer Emissions (mtCO ₂ e)	Customer Emissions (mtCO ₂ e)	Customer Emissions (mtCO ₂ e)	Customer Emissions (mtCO ₂ e)		
2/14/2022	3,829,430	137,180	3,966,610	20,983	645,620	3,415	4,612,230	24,399	44.50	20.50						
2/15/2022	3,754,640	137,780	3,892,420	20,591	674,510	3,568	4,566,930	24,159	44.13	20.87						
2/16/2022	3,793,990	138,240	3,932,230	20,801	679,310	3,594	4,611,540	24,395	44.83	20.17						
2/17/2022	3,914,150	138,230	4,052,380	21,437	684,790	3,623	4,737,170	25,060	42.83	22.17						
2/18/2022	3,491,060	120,280	3,611,340	19,104	627,970	3,322	4,239,310	22,426	44.71	20.29						
2/19/2022	4,089,160	95,930	4,185,090	22,139	565,710	2,993	4,750,800	25,132	42.96	22.04						
2/20/2022	4,433,680	114,540	4,548,220	24,060	537,900	2,845	5,086,120	26,906	41.08	23.92						
2/21/2022	5,404,170	137,850	5,542,020	29,317	718,710	3,802	6,260,730	33,119	36.75	28.25						
2/22/2022	6,828,450	139,080	6,967,530	36,858	758,170	4,011	7,725,700	40,869	31.04	33.96						
2/23/2022	6,059,580	142,430	6,202,010	32,809	773,800	4,093	6,975,810	36,902	30.58	34.42						
2/24/2022	5,784,540	140,490	5,925,030	31,343	745,580	3,944	6,670,610	35,288	33.38	31.62						
2/25/2022	5,154,250	121,270	5,275,520	27,908	713,210	3,773	5,988,730	31,680	36.75	28.25						
2/26/2022	4,416,640	97,890	4,514,530	23,882	597,040	3,158	5,111,570	27,040	41.04	23.96						
2/27/2022	3,471,580	113,950	3,585,530	18,967	575,650	3,045	4,161,180	22,013	46.67	18.33						
2/28/2022	2,908,980	136,410	3,045,390	16,110	678,700	3,590	3,724,090	19,700	51.21	13.79						
3/1/2022	2,459,820	122,550	2,582,370	13,661	641,280	3,392	3,223,650	17,053	52.42	12.58						
3/2/2022	3,222,950	124,770	3,347,720	17,709	666,090	3,524	4,013,810	21,233	48.25	16.75						
3/3/2022	3,662,470	119,010	3,781,480	20,004	645,230	3,413	4,426,710	23,417	44.04	20.96						
3/4/2022	3,846,460	107,330	3,953,790	20,916	659,650	3,490	4,613,440	24,405	44.00	21.00						
3/5/2022	3,828,070	77,600	3,905,670	20,661	647,480	3,425	4,553,150	24,086	43.46	21.54						
3/6/2022	4,104,560	103,140	4,207,700	22,259	596,180	3,154	4,803,880	25,413	41.58	23.42						
3/7/2022	4,010,280	125,210	4,135,490	21,877	592,260	3,133	4,727,750	25,010	41.75	23.25						
3/8/2022	4,147,830	125,270	4,273,100	22,605	588,770	3,115	4,861,870	25,719	43.17	21.83						
3/9/2022	4,773,990	123,660	4,897,650	25,909	610,800	3,231	5,508,450	29,140	39.88	25.12						
3/10/2022	4,386,100	121,850	4,507,950	23,847	588,730	3,114	5,096,680	26,961	39.29	25.71						
3/11/2022	3,757,310	101,750	3,859,060	20,414	521,680	2,760	4,380,740	23,174	45.04	19.96						
3/12/2022	2,861,790	75,570	2,937,360	15,539	454,510	2,404	3,391,870	17,943	46.96	18.04						
3/13/2022	3,096,560	96,110	3,192,670	16,889	440,450	2,330	3,633,120	19,219	44.83	20.17						
3/14/2022	3,652,070	121,710	3,773,780	19,963	534,400	2,827	4,308,180	22,790	45.08	19.92						
3/15/2022	3,396,090	123,050	3,519,140	18,616	554,190	2,932	4,073,330	21,548	46.50	18.50						
3/16/2022	3,283,950	124,420	3,408,370	18,030	640,250	3,387	4,048,620	21,417	46.33	18.67						
3/17/2022	3,427,550	123,050	3,550,600	18,783	600,100	3,175	4,150,700	21,957	45.67	19.33						
3/18/2022	2,823,410	103,090	2,926,500	15,481	565,920	2,994	3,492,420	18,475	48.46	16.54						
3/19/2022	3,665,860	76,480	3,742,340	19,797	557,140	2,947	4,299,480	22,744	44.58	20.42						
3/20/2022	3,940,020	94,110	4,034,130	21,341	541,750	2,866	4,575,880	24,206	42.21	22.79						
3/21/2022	3,455,190	120,810	3,576,000	18,917	616,840	3,263	4,192,840	22,180	45.00	20.00						
3/22/2022	2,077,870	119,920	2,197,790	11,626	603,550	3,193	2,801,340	14,819	54.38	10.62						
3/23/2022	2,934,730	121,270	3,056,000	16,166	652,420	3,451	3,708,420	19,618	50.25	14.75						
3/24/2022	3,151,430	117,260	3,268,690	17,291	672,330	3,557	3,941,020	20,848	46.21	18.79						
3/25/2022	2,542,630	99,610	2,642,240	13,977	598,170	3,164	3,240,410	17,142	49.83	15.17						
3/26/2022	2,211,710	73,220	2,284,930	12,087	502,730	2,659	2,787,660	14,747	52.17	12.83						
3/27/2022	1,925,770	93,220	2,018,990	10,680	506,320	2,678	2,525,310	13,359	52.92	12.08						
3/28/2022	2,485,500	115,970	2,601,470	13,762	637,700	3,373	3,239,170	17,135	51.04	13.96						

Date	Firm		Firm and Interruptible		Firm and Interruptible		Firm and Interruptible		Transportation		Transportation		Total Customer		Average Daily Temp. (°F)	HDD65
	Customer Volumes (Therms)	Customer Volumes (Therms)	Customer Volumes (Therms)	Customer Emissions (mtCO ₂ e)	Customer Volumes (Therms)	Customer Emissions (mtCO ₂ e)	Customer Volumes (Therms)	Customer Emissions (mtCO ₂ e)	Customer Volumes (Therms)	Customer Emissions (mtCO ₂ e)	Customer Volumes (Therms)	Customer Emissions (mtCO ₂ e)	Customer Volumes (Therms)	Customer Emissions (mtCO ₂ e)		
3/29/2022	2,545,780	117,190	2,662,970	14,087	638,110	3,376	3,301,080	17,463	49.17	15.83						
3/30/2022	3,021,610	115,980	3,137,590	16,598	661,220	3,498	3,798,810	20,096	47.79	17.21						
3/31/2022	2,978,900	117,410	3,096,310	16,379	624,390	3,303	3,720,700	19,683	46.42	18.58						
4/1/2022	2,884,820	83,240	2,968,060	15,701	570,970	3,020	3,539,030	18,721	46.21	18.79						
4/2/2022	2,666,800	61,440	2,728,240	14,432	544,190	2,879	3,272,430	17,311	48.29	16.71						
4/3/2022	3,116,740	81,460	3,198,200	16,918	574,560	3,039	3,772,760	19,958	47.79	17.21						
4/4/2022	3,824,090	102,950	3,927,040	20,774	679,250	3,593	4,606,290	24,367	43.38	21.62						
4/5/2022	3,631,790	103,180	3,734,970	19,758	706,920	3,740	4,441,890	23,498	44.92	20.08						
4/6/2022	2,807,490	99,730	2,907,220	15,379	693,570	3,669	3,600,790	19,048	48.17	16.83						
4/7/2022	1,675,640	97,040	1,772,680	9,377	594,350	3,144	2,367,030	12,522	58.25	6.75						
4/8/2022	2,745,160	78,990	2,824,150	14,940	655,100	3,465	3,479,250	18,405	47.75	17.25						
4/9/2022	3,534,400	58,940	3,593,340	19,009	603,610	3,193	4,196,950	22,202	41.83	23.17						
4/10/2022	4,063,380	75,590	4,138,970	21,895	643,690	3,405	4,782,660	25,300	40.13	24.87						
4/11/2022	3,844,020	101,260	3,945,280	20,871	713,690	3,775	4,658,970	24,646	43.38	21.62						
4/12/2022	4,415,750	98,240	4,513,990	23,879	770,050	4,074	5,284,040	27,953	39.25	25.75						
4/13/2022	4,471,300	101,710	4,573,010	24,191	770,050	4,076	5,343,480	28,267	38.21	26.79						
4/14/2022	4,088,160	102,700	4,190,860	22,170	753,020	3,983	4,943,880	26,153	39.29	25.71						
4/15/2022	3,633,410	82,570	3,715,980	19,658	732,010	3,872	4,447,990	23,530	42.58	22.42						
4/16/2022	3,846,950	55,840	3,902,790	20,646	603,420	3,192	4,506,210	23,838	41.21	23.79						
4/17/2022	2,610,550	74,980	2,685,530	14,206	558,730	2,956	3,244,260	17,162	47.75	17.25						
4/18/2022	3,437,850	98,330	3,536,180	18,706	691,640	3,659	4,227,820	22,365	46.63	18.37						
4/19/2022	3,093,160	95,680	3,188,840	16,869	686,570	3,632	3,875,410	20,501	45.75	19.25						
4/20/2022	3,429,480	95,890	3,525,370	18,649	697,040	3,687	4,222,410	22,337	46.33	18.67						
4/21/2022	2,904,820	96,410	3,001,230	15,877	692,470	3,663	3,693,700	19,540	47.63	17.37						
4/22/2022	2,359,960	76,470	2,436,430	12,889	673,380	3,562	3,109,810	16,451	49.38	15.62						
4/23/2022	2,163,500	55,710	2,219,210	11,740	560,770	2,966	2,779,980	14,706	50.88	14.12						
4/24/2022	1,759,820	72,440	1,832,260	9,693	526,810	2,787	2,359,070	12,479	54.33	10.67						
4/25/2022	2,400,910	92,970	2,493,880	13,193	643,590	3,405	3,137,470	16,597	50.50	14.50						
4/26/2022	2,950,270	92,450	3,042,720	16,096	587,950	3,110	3,630,670	19,206	46.83	18.17						
4/27/2022	2,774,680	91,980	2,866,660	15,165	648,310	3,430	3,514,970	18,594	47.13	17.87						
4/28/2022	2,565,590	95,950	2,661,540	14,080	681,690	3,606	3,343,230	17,686	48.42	16.58						
4/29/2022	1,989,040	74,770	2,063,810	10,918	632,690	3,347	2,696,500	14,264	51.42	13.58						
4/30/2022	1,906,750	53,580	1,960,330	10,370	480,920	2,544	2,441,250	12,914	52.63	12.37						
5/1/2022	1,739,340	63,300	1,802,640	9,536	509,840	2,697	2,312,480	12,233	53.38	11.62						
5/2/2022	2,286,520	90,930	2,377,450	12,577	620,980	3,285	2,998,430	15,862	50.42	14.58						
5/3/2022	2,554,350	91,510	2,645,860	13,997	701,150	3,709	3,347,010	17,706	49.63	15.37						
5/4/2022	1,750,580	92,130	1,842,710	9,748	696,390	3,684	2,539,100	13,432	53.63	11.37						
5/5/2022	2,765,230	88,720	2,853,950	15,097	658,610	3,484	3,512,560	18,581	48.29	16.71						
5/6/2022	2,646,170	67,640	2,713,810	14,356	629,440	3,330	3,343,250	17,686	48.08	16.92						
5/7/2022	2,902,400	39,360	2,941,760	15,562	544,090	2,878	3,485,850	18,440	48.21	16.79						
5/8/2022	2,718,980	62,320	2,781,300	14,713	561,190	2,969	3,342,490	17,682	46.75	18.25						
5/9/2022	2,640,360	87,740	2,728,100	14,432	646,910	3,422	3,375,010	17,854	47.33	17.67						
5/10/2022	2,412,740	87,970	2,500,710	13,229	677,930	3,586	3,178,640	16,815	50.17	14.83						
5/11/2022	2,177,230	89,230	2,266,460	11,990	660,150	3,492	2,926,610	15,482	49.96	15.04						

Date	Firm		Firm and Interruptible		Firm and Interruptible		Firm and Interruptible		Transportation		Transportation		Total Customer		Average Daily Temp. (°F)	HDD65
	Customer Volumes (Therms)	Interruptible Customer Volumes (Therms)	Interruptible Customer Volumes (Therms)	Interruptible Customer Emissions (mtCO ₂ e)	Interruptible Customer Emissions (mtCO ₂ e)	Customer Volumes (Therms)	Customer Emissions (mtCO ₂ e)	Customer Volumes (Therms)	Customer Emissions (mtCO ₂ e)	Customer Volumes (Therms)	Customer Emissions (mtCO ₂ e)	Customer Volumes (Therms)	Customer Emissions (mtCO ₂ e)	Total Customer Volumes (Therms)		
5/12/2022	3,098,030	88,140	3,186,170	16,855	669,020	3,539	3,855,190	20,394	47.33	17.67						
5/13/2022	2,335,690	65,860	2,401,550	12,704	654,160	3,461	3,055,710	16,165	48.46	16.54						
5/14/2022	1,631,970	40,740	1,672,710	8,849	489,390	2,589	2,162,100	11,438	54.92	10.08						
5/15/2022	1,716,270	60,090	1,776,360	9,397	504,830	2,671	2,281,190	12,067	54.71	10.29						
5/16/2022	1,905,330	83,860	1,989,190	10,523	643,850	3,406	2,633,040	13,929	53.75	11.25						
5/17/2022	1,939,320	85,750	2,025,070	10,713	661,820	3,501	2,686,890	14,214	52.08	12.92						
5/18/2022	2,361,610	87,160	2,448,770	12,954	627,260	3,318	3,076,030	16,272	50.33	14.67						
5/19/2022	86,500	65,560	2,418,530	12,794	628,560	3,325	3,047,090	16,119	49.88	15.12						
5/20/2022	2,118,320	65,660	2,183,980	11,553	595,150	3,148	2,779,130	14,702	51.29	13.71						
5/21/2022	1,571,160	40,860	1,612,020	8,528	452,560	2,394	2,064,580	10,922	56.21	8.79						
5/22/2022	1,255,390	59,390	1,314,780	6,955	421,250	2,228	1,736,030	9,184	58.63	6.37						
5/23/2022	1,262,270	84,300	1,346,570	7,123	549,770	2,908	1,896,340	10,032	57.42	7.58						
5/24/2022	1,525,870	84,940	1,610,810	8,521	575,080	3,042	2,185,890	11,563	54.25	10.75						
5/25/2022	1,285,730	87,580	1,373,310	7,265	566,850	2,999	1,940,160	10,263	58.25	6.75						
5/26/2022	1,207,540	86,000	1,293,540	6,843	529,510	2,801	1,823,050	9,644	58.13	6.87						
5/27/2022	1,451,490	64,060	1,515,550	8,017	511,410	2,705	2,026,960	10,723	54.29	10.71						
5/28/2022	1,784,080	36,710	1,820,790	9,632	429,160	2,270	2,249,950	11,902	52.79	12.21						
5/29/2022	2,133,230	57,970	2,191,200	11,591	435,520	2,304	2,626,720	13,895	51.08	13.92						
5/30/2022	1,917,190	85,560	2,002,750	10,595	467,900	2,475	2,470,650	13,070	52.88	12.12						
5/31/2022	1,295,250	85,110	1,380,360	7,302	554,740	2,935	1,935,100	10,237	57.63	7.37						
6/1/2022	1,097,600	75,860	1,173,460	6,208	519,900	2,750	1,693,360	8,958	59.46	5.54						
6/2/2022	994,600	75,070	1,069,670	5,659	499,600	2,643	1,569,270	8,301	63.08	1.92						
6/3/2022	1,181,360	52,000	1,233,360	6,524	497,640	2,633	1,731,000	9,157	57.46	7.54						
6/4/2022	1,048,910	24,280	1,073,190	5,677	404,560	2,140	1,477,750	7,817	59.79	5.21						
6/5/2022	1,243,280	46,740	1,290,020	6,824	463,640	2,453	1,753,660	9,277	58.83	6.17						
6/6/2022	1,391,990	73,100	1,465,090	7,750	561,080	2,968	2,026,170	10,718	57.04	7.96						
6/7/2022	1,081,490	74,780	1,156,270	6,117	536,960	2,841	1,693,230	8,957	61.29	3.71						
6/8/2022	1,003,160	78,590	1,081,750	5,722	552,640	2,923	1,634,390	8,646	61.58	3.42						
6/9/2022	1,333,060	76,160	1,409,220	7,455	532,100	2,815	1,941,320	10,270	56.00	9.00						
6/10/2022	1,131,930	54,200	1,186,130	6,275	471,380	2,494	1,657,510	8,768	59.75	5.25						
6/11/2022	1,098,830	23,890	1,122,720	5,939	431,300	2,282	1,554,020	8,221	60.17	4.83						
6/12/2022	1,592,370	46,010	1,638,380	8,667	462,920	2,449	2,101,300	11,116	53.92	11.08						
6/13/2022	1,868,860	74,150	1,943,010	10,279	555,770	2,940	2,498,780	13,219	52.54	12.46						
6/14/2022	1,626,320	75,970	1,702,290	9,005	555,310	2,938	2,257,600	11,943	54.79	10.21						
6/15/2022	1,544,160	77,190	1,621,350	8,577	575,590	3,045	2,196,940	11,622	55.13	9.87						
6/16/2022	1,216,030	75,440	1,291,470	6,832	558,310	2,953	1,849,780	9,785	59.08	5.92						
6/17/2022	1,623,240	51,370	1,674,610	8,859	542,350	2,869	2,216,960	11,728	54.63	10.37						
6/18/2022	1,538,340	23,190	1,561,530	8,260	441,320	2,335	2,002,850	10,595	55.71	9.29						
6/19/2022	1,281,970	44,220	1,326,190	7,016	428,160	2,265	1,754,350	9,281	58.00	7.00						
6/20/2022	1,241,860	71,540	1,313,400	6,948	558,910	2,957	1,872,310	9,905	59.04	5.96						
6/21/2022	988,400	71,720	1,060,120	5,608	529,550	2,801	1,589,670	8,409	62.96	2.04						
6/22/2022	1,083,890	72,240	1,156,130	6,116	555,530	2,939	1,711,660	9,055	60.50	4.50						
6/23/2022	1,126,290	71,770	1,198,060	6,338	551,810	2,919	1,749,870	9,257	60.13	4.87						
6/24/2022	994,220	48,020	1,042,240	5,513	512,060	2,709	1,554,300	8,222	65.42	0.00						

Date	Firm			Firm and Interruptible			Firm and Interruptible			Transportation			Transportation			Total Customer			Average Daily Temp. (°F)	HDD65
	Customer Volumes (Therms)	Interruptible Customer Volumes (Therms)	Interruptible Customer Volumes (Therms)	Customer Emissions (mtCO ₂ e)	Interruptible Customer Emissions (mtCO ₂ e)	Interruptible Customer Emissions (mtCO ₂ e)	Customer Volumes (Therms)	Customer Emissions (mtCO ₂ e)	Customer Volumes (Therms)	Customer Emissions (mtCO ₂ e)	Customer Volumes (Therms)	Customer Emissions (mtCO ₂ e)	Customer Volumes (Therms)	Customer Emissions (mtCO ₂ e)	Customer Volumes (Therms)	Customer Emissions (mtCO ₂ e)	Customer Volumes (Therms)	Customer Emissions (mtCO ₂ e)		
6/25/2022	833,430	18,800	852,230	4,508	396,710	2,099	1,248,940	6,607	74.38	0.00										
6/26/2022	756,370	40,310	796,680	4,214	414,050	2,190	1,210,730	6,405	78.08	0.00										
6/27/2022	810,360	67,150	877,510	4,642	496,070	2,624	1,373,580	7,266	75.79	0.00										
6/28/2022	951,180	69,290	1,020,470	5,398	556,060	2,942	1,576,530	8,340	58.71	6.29										
6/29/2022	1,021,400	69,760	1,091,160	5,772	530,230	2,805	1,621,390	8,577	59.58	5.42										
6/30/2022	910,920	69,090	980,010	5,184	524,980	2,777	1,504,990	7,961	64.50	0.50										
7/1/2022	865,810	49,710	915,520	4,843	462,140	2,445	1,377,660	7,288	64.67	0.33										
7/2/2022	913,210	14,000	927,210	4,905	393,150	2,080	1,320,360	6,985	60.08	4.92										
7/3/2022	1,203,420	42,530	1,245,950	6,591	408,250	2,160	1,654,200	8,751	55.63	9.37										
7/4/2022	949,550	76,970	1,026,520	5,430	394,920	2,089	1,421,440	7,519	60.50	4.50										
7/5/2022	879,590	77,640	957,230	5,064	479,220	2,535	1,436,450	7,599	63.13	1.87										
7/6/2022	857,440	77,540	934,980	4,946	485,000	2,566	1,419,980	7,512	64.50	0.50										
7/7/2022	827,360	79,140	906,500	4,795	492,170	2,604	1,398,670	7,399	66.46	0.00										
7/8/2022	856,920	47,590	904,510	4,785	486,300	2,573	1,390,810	7,357	67.21	0.00										
7/9/2022	847,980	12,670	860,650	4,553	407,790	2,157	1,268,440	6,710	66.21	0.00										
7/10/2022	822,930	40,520	863,450	4,568	413,220	2,186	1,276,670	6,754	65.96	0.00										
7/11/2022	766,130	74,430	840,560	4,447	479,950	2,539	1,320,510	6,985	72.75	0.00										
7/12/2022	820,280	75,760	896,040	4,740	481,680	2,548	1,377,720	7,288	71.96	0.00										
7/13/2022	980,050	76,670	1,056,720	5,590	512,830	2,713	1,569,550	8,303	65.13	0.00										
7/14/2022	848,410	74,790	923,200	4,884	507,830	2,686	1,431,030	7,570	65.42	0.00										
7/15/2022	814,060	48,120	862,180	4,561	495,310	2,620	1,357,490	7,181	65.50	0.00										
7/16/2022	848,790	13,660	862,450	4,562	387,780	2,051	1,250,230	6,614	64.38	0.62										
7/17/2022	882,070	41,540	923,610	4,886	414,760	2,194	1,338,370	7,080	61.88	3.12										
7/18/2022	1,012,010	76,790	1,088,800	5,760	483,600	2,558	1,572,400	8,318	61.79	3.21										
7/19/2022	918,540	77,320	995,860	5,268	538,250	2,847	1,534,110	8,115	68.21	0.00										
7/20/2022	873,430	76,940	950,370	5,027	523,270	2,768	1,473,640	7,796	71.46	0.00										
7/21/2022	890,980	74,330	965,310	5,106	513,120	2,714	1,478,430	7,821	66.92	0.00										
7/22/2022	884,460	47,990	932,450	4,933	484,190	2,561	1,416,640	7,494	63.21	1.79										
7/23/2022	849,880	13,130	863,010	4,565	395,780	2,094	1,258,790	6,659	63.38	1.62										
7/24/2022	759,910	39,950	799,860	4,231	419,390	2,219	1,219,250	6,450	69.63	0.00										
7/25/2022	813,540	74,600	888,140	4,698	469,250	2,482	1,357,390	7,181	75.71	0.00										
7/26/2022	794,600	75,040	869,640	4,600	490,390	2,594	1,360,030	7,195	80.04	0.00										
7/27/2022	802,470	76,240	878,710	4,648	471,310	2,493	1,350,020	7,142	75.33	0.00										
7/28/2022	796,730	74,830	871,560	4,611	461,590	2,442	1,333,150	7,052	76.58	0.00										
7/29/2022	761,440	47,350	808,790	4,278	452,860	2,396	1,261,650	6,674	78.21	0.00										
7/30/2022	763,390	14,350	777,740	4,114	381,990	2,021	1,159,730	6,135	79.63	0.00										
7/31/2022	745,820	41,610	787,430	4,166	413,400	2,187	1,200,830	6,352	79.38	0.00										
8/1/2022	699,820	73,720	773,540	4,092	518,200	2,741	1,291,740	6,833	69.33	0.00										
8/2/2022	754,990	75,520	830,510	4,393	537,850	2,845	1,368,360	7,239	65.71	0.00										
8/3/2022	789,420	75,740	865,160	4,577	550,840	2,914	1,416,000	7,491	62.25	2.75										
8/4/2022	964,860	74,230	1,039,090	5,497	542,470	2,870	1,581,560	8,366	63.29	1.71										
8/5/2022	934,760	45,960	980,720	5,188	519,630	2,749	1,500,350	7,937	65.33	0.00										
8/6/2022	865,860	11,500	877,360	4,641	447,870	2,369	1,325,230	7,010	71.17	0.00										
8/7/2022	808,770	39,060	847,830	4,485	453,280	2,398	1,301,110	6,883	75.21	0.00										

Date	Firm		Interruptible		Firm and Interruptible		Transportation		Transportation		Total Customer		Average Daily Temp. (°F)	HDD65
	Customer Volumes (Therms)	Customer Volumes (Therms)	Customer Volumes (Therms)	Customer Volumes (Therms)	Customer Emissions (mtCO ₂ e)	Customer Emissions (mtCO ₂ e)	Customer Volumes (Therms)	Customer Emissions (mtCO ₂ e)	Customer Volumes (Therms)	Customer Emissions (mtCO ₂ e)	Total Customer Volumes (Therms)	Total Customer Emissions (mtCO ₂ e)		
8/8/2022	859,470	74,740	934,210	4,942	552,020	2,920	1,486,230	7,862	75.04	0.00				
8/9/2022	915,550	75,350	990,900	5,242	550,330	2,911	1,541,230	8,153	65.88	0.00				
8/10/2022	817,960	75,750	893,710	4,728	587,040	3,105	1,480,750	7,833	64.00	1.00				
8/11/2022	760,260	75,250	835,510	4,420	586,080	3,100	1,421,590	7,520	68.88	0.00				
8/12/2022	774,980	47,740	822,720	4,352	537,660	2,844	1,360,380	7,196	66.00	0.00				
8/13/2022	786,040	11,510	797,550	4,219	438,640	2,320	1,236,190	6,539	66.58	0.00				
8/14/2022	749,880	38,830	788,710	4,172	444,650	2,352	1,233,360	6,524	68.67	0.00				
8/15/2022	731,800	74,720	806,520	4,266	543,050	2,873	1,349,570	7,139	70.13	0.00				
8/16/2022	808,030	75,240	883,270	4,672	574,650	3,040	1,457,920	7,712	68.79	0.00				
8/17/2022	815,780	75,310	891,090	4,714	564,010	2,984	1,455,100	7,697	76.29	0.00				
8/18/2022	749,060	74,980	824,040	4,359	532,770	2,818	1,356,810	7,178	78.96	0.00				
8/19/2022	795,410	46,230	841,640	4,452	543,190	2,873	1,384,830	7,326	70.38	0.00				
8/20/2022	754,870	12,550	767,420	4,060	482,530	2,553	1,249,950	6,612	67.63	0.00				
8/21/2022	726,610	39,780	766,390	4,054	451,970	2,391	1,218,360	6,445	68.83	0.00				
8/22/2022	719,260	74,570	793,830	4,199	538,180	2,847	1,332,010	7,046	70.21	0.00				
8/23/2022	710,630	76,500	787,130	4,164	561,270	2,969	1,348,400	7,133	67.50	0.00				
8/24/2022	696,620	78,040	774,660	4,098	550,330	2,911	1,324,990	7,009	73.63	0.00				
8/25/2022	697,900	77,380	775,280	4,101	534,210	2,826	1,309,490	6,927	73.25	0.00				
8/26/2022	820,380	47,650	868,030	4,592	536,520	2,838	1,404,550	7,430	64.33	0.67				
8/27/2022	946,040	11,700	957,740	5,066	438,320	2,319	1,396,060	7,385	61.75	3.25				
8/28/2022	874,510	40,020	914,530	4,838	447,590	2,368	1,362,120	7,206	63.83	1.17				
8/29/2022	808,740	75,670	884,410	4,679	524,180	2,773	1,408,590	7,451	70.50	0.00				
8/30/2022	773,800	77,690	851,490	4,504	548,770	2,903	1,400,260	7,407	76.00	0.00				
8/31/2022	717,100	79,060	796,160	4,212	575,870	3,046	1,372,030	7,258	71.75	0.00				
9/1/2022	809,430	72,080	881,510	4,663	531,810	2,813	1,413,320	7,476	64.88	0.12				
9/2/2022	835,430	46,840	882,270	4,667	459,210	2,429	1,341,480	7,096	66.00	0.00				
9/3/2022	798,050	18,850	816,900	4,321	380,290	2,012	1,197,190	6,333	63.88	1.12				
9/4/2022	758,320	41,100	799,420	4,229	430,060	2,275	1,229,480	6,504	65.08	0.00				
9/5/2022	869,530	63,940	933,470	4,938	464,140	2,455	1,397,610	7,393	64.50	0.50				
9/6/2022	880,470	69,840	950,310	5,027	602,560	3,188	1,552,870	8,215	66.42	0.00				
9/7/2022	852,670	72,570	925,240	4,895	590,390	3,123	1,515,630	8,018	66.67	0.00				
9/8/2022	890,270	72,800	963,070	5,095	571,600	3,024	1,534,670	8,118	63.08	1.92				
9/9/2022	881,680	46,970	928,650	4,913	518,010	2,740	1,446,660	7,653	65.71	0.00				
9/10/2022	801,260	19,450	820,710	4,342	432,330	2,287	1,253,040	6,629	73.79	0.00				
9/11/2022	771,410	41,070	812,480	4,298	478,990	2,534	1,291,470	6,832	66.50	0.00				
9/12/2022	821,820	72,840	894,660	4,733	522,370	2,763	1,417,030	7,496	64.83	0.17				
9/13/2022	857,820	72,750	930,570	4,923	548,970	2,904	1,479,540	7,827	64.29	0.71				
9/14/2022	883,670	72,890	956,560	5,060	623,800	3,300	1,580,360	8,360	63.88	1.12				
9/15/2022	912,520	73,450	985,970	5,216	578,460	3,060	1,564,430	8,276	61.13	3.87				
9/16/2022	1,004,480	52,040	1,056,520	5,589	578,500	3,060	1,635,020	8,649	58.88	6.12				
9/17/2022	1,070,730	24,790	1,095,520	5,795	482,160	2,551	1,577,680	8,346	58.21	6.79				
9/18/2022	1,008,600	46,640	1,055,240	5,582	458,180	2,424	1,513,420	8,006	62.54	2.46				
9/19/2022	1,005,770	74,870	1,080,640	5,717	528,140	2,794	1,608,780	8,510	63.83	1.17				
9/20/2022	987,280	77,370	1,064,650	5,632	529,880	2,803	1,594,530	8,435	66.29	0.00				

Date	Firm		Firm and Interruptible		Firm and Interruptible		Firm and Interruptible		Transportation		Transportation		Total Customer		Average Daily Temp. (°F)	HDD65
	Customer Volumes (Therms)	Customer Volumes (Therms)	Customer Volumes (Therms)	Customer Emissions (mtCO ₂ e)	Customer Volumes (Therms)	Customer Emissions (mtCO ₂ e)	Customer Volumes (Therms)	Customer Emissions (mtCO ₂ e)	Customer Volumes (Therms)	Customer Emissions (mtCO ₂ e)	Customer Volumes (Therms)	Customer Emissions (mtCO ₂ e)	Customer Volumes (Therms)	Customer Emissions (mtCO ₂ e)		
9/21/2022	999,120	76,900	1,076,020	5,692	528,840	2,798	1,604,860	8,490	64.38	0.62						
9/22/2022	995,250	76,090	1,071,340	5,667	539,190	2,852	1,610,530	8,520	61.17	3.83						
9/23/2022	980,640	55,240	1,035,880	5,480	504,270	2,668	1,540,150	8,147	61.54	3.46						
9/24/2022	949,880	22,650	972,530	5,145	450,140	2,381	1,422,670	7,526	62.71	2.29						
9/25/2022	917,750	51,670	969,420	5,128	456,000	2,412	1,425,420	7,540	65.17	0.00						
9/26/2022	921,710	76,600	998,310	5,281	545,220	2,884	1,543,530	8,165	66.79	0.00						
9/27/2022	988,430	77,630	1,066,060	5,639	548,630	2,902	1,614,690	8,542	62.67	2.33						
9/28/2022	1,133,310	79,220	1,212,530	6,414	577,850	3,057	1,790,380	9,471	58.17	6.83						
9/29/2022	1,141,130	81,370	1,222,500	6,467	570,970	3,020	1,793,470	9,487	62.00	3.00						
9/30/2022	1,157,390	59,160	1,216,550	6,436	605,790	3,205	1,822,340	9,640	60.67	4.33						
10/1/2022	1,022,860	48,870	1,071,730	5,669	511,830	2,708	1,583,560	8,377	64.92	0.08						
10/2/2022	912,320	69,070	981,390	5,192	476,230	2,519	1,457,620	7,711	66.79	0.00						
10/3/2022	935,490	98,430	1,033,920	5,469	551,780	2,919	1,585,700	8,388	64.00	1.00						
10/4/2022	1,097,680	98,560	1,196,240	6,328	523,200	2,768	1,719,440	9,096	56.71	8.29						
10/5/2022	1,244,420	99,820	1,344,240	7,111	530,020	2,804	1,874,260	9,915	57.71	7.29						
10/6/2022	1,110,240	98,050	1,208,290	6,392	561,000	2,968	1,769,290	9,360	61.54	3.46						
10/7/2022	1,012,740	76,510	1,089,250	5,762	532,760	2,818	1,622,010	8,580	63.63	1.37						
10/8/2022	1,019,210	50,910	1,070,120	5,661	467,980	2,476	1,538,100	8,137	63.29	1.71						
10/9/2022	1,053,680	72,830	1,126,510	5,959	456,860	2,417	1,583,370	8,376	62.38	2.62						
10/10/2022	1,134,010	99,650	1,233,660	6,526	538,520	2,849	1,772,180	9,375	59.96	5.04						
10/11/2022	1,344,430	102,160	1,446,590	7,652	573,310	3,033	2,019,900	10,685	56.92	8.08						
10/12/2022	1,433,540	103,020	1,536,560	8,128	600,040	2,963	2,096,600	11,091	58.17	6.83						
10/13/2022	1,411,340	102,090	1,513,430	8,006	492,990	2,608	2,006,420	10,614	59.67	5.33						
10/14/2022	1,358,520	81,610	1,440,130	7,618	486,910	2,576	1,927,040	10,194	59.92	5.08						
10/15/2022	1,189,780	54,160	1,243,940	6,580	406,510	2,150	1,650,450	8,731	64.75	0.25						
10/16/2022	1,030,540	76,770	1,107,310	5,858	383,640	2,029	1,490,950	7,887	68.17	0.00						
10/17/2022	1,295,740	102,550	1,398,290	7,397	471,180	2,493	1,869,470	9,889	58.54	6.46						
10/18/2022	1,541,330	105,100	1,646,430	8,710	535,790	2,834	2,182,220	11,544	56.92	8.08						
10/19/2022	1,747,480	107,910	1,855,390	9,815	487,450	2,579	2,342,840	12,394	56.13	8.87						
10/20/2022	1,807,960	106,560	1,914,520	10,128	488,120	2,582	2,402,640	12,710	54.92	10.08						
10/21/2022	2,429,590	84,520	2,514,110	13,300	489,290	2,588	3,003,400	15,888	49.33	15.67						
10/22/2022	2,718,110	57,940	2,776,050	14,685	438,180	2,318	3,214,230	17,003	46.71	18.29						
10/23/2022	2,675,700	79,550	2,755,250	14,575	439,460	2,325	3,194,710	16,900	48.04	16.96						
10/24/2022	2,755,240	105,660	2,860,900	15,134	486,100	2,571	3,347,000	17,706	49.83	15.17						
10/25/2022	3,192,910	107,070	3,299,980	17,457	494,670	2,617	3,794,650	20,074	47.71	17.29						
10/26/2022	2,934,350	111,660	3,046,010	16,113	491,720	2,601	3,537,730	18,715	47.42	17.58						
10/27/2022	2,258,480	109,520	2,368,000	12,527	496,660	2,627	2,864,660	15,154	54.96	10.04						
10/28/2022	2,390,560	86,400	2,476,960	13,103	474,620	2,511	2,951,580	15,614	51.96	13.04						
10/29/2022	2,375,900	59,970	2,435,870	12,886	446,930	2,364	2,882,800	15,250	49.88	15.12						
10/30/2022	2,349,720	83,640	2,433,360	12,872	444,630	2,352	2,877,990	15,225	52.96	12.04						
10/31/2022	2,724,170	107,060	2,831,230	14,977	534,930	2,830	3,366,160	17,807	50.83	14.17						
11/1/2022	3,347,660	113,270	3,460,930	18,308	555,440	2,938	4,016,370	21,247	46.04	18.96						
11/2/2022	3,957,150	110,920	4,068,070	21,520	616,430	3,261	4,684,500	24,781	41.75	23.25						
11/3/2022	4,108,800	0	4,108,800	21,736	674,180	3,566	4,782,980	25,302	40.79	24.21						

Date	Firm		Firm and Interruptible		Firm and Interruptible		Firm and Interruptible		Transportation		Transportation		Total Customer		Average Daily Temp. (°F)	HDD65
	Customer Volumes (Therms)	Customer Volumes (Therms)	Customer Volumes (Therms)	Customer Volumes (Therms)	Customer Volumes (Therms)	Customer Volumes (Therms)	Customer Volumes (Therms)	Customer Volumes (Therms)	Customer Emissions (mtCO ₂ e)	Customer Emissions (mtCO ₂ e)	Customer Emissions (mtCO ₂ e)	Customer Emissions (mtCO ₂ e)	Customer Volumes (Therms)	Customer Emissions (mtCO ₂ e)		
11/4/2022	2,688,210	91,440	2,779,650	14,704	572,250	3,027	3,351,900	17,732	52.58	12.42						
11/5/2022	3,590,520	74,060	3,664,580	19,386	570,310	3,017	4,234,890	22,403	45.54	19.46						
11/6/2022	4,003,200	86,770	4,089,970	21,636	561,620	2,971	4,651,590	24,607	41.58	23.42						
11/7/2022	4,281,660	114,820	4,396,480	23,527	636,820	3,369	5,033,300	26,626	39.83	25.17						
11/8/2022	5,006,140	113,660	5,119,800	27,084	690,780	3,654	5,810,580	30,738	38.21	26.79						
11/9/2022	4,838,380	116,540	4,954,920	26,212	705,750	3,733	5,660,670	29,945	37.79	27.21						
11/10/2022	4,534,670	114,930	4,649,600	24,596	678,500	3,589	5,328,100	28,186	40.83	24.17						
11/11/2022	4,349,170	98,280	4,447,450	23,527	651,840	3,448	5,099,290	26,975	42.83	22.17						
11/12/2022	4,326,330	72,750	4,399,080	23,271	545,240	2,884	4,944,320	26,155	40.92	24.08						
11/13/2022	4,358,370	90,300	4,448,670	23,533	547,160	2,894	4,993,830	26,428	41.08	23.92						
11/14/2022	4,468,080	118,880	4,586,960	24,265	641,990	3,396	5,228,950	27,661	42.75	22.25						
11/15/2022	4,555,330	119,860	4,675,190	24,732	666,570	3,526	5,341,760	28,258	43.21	21.79						
11/16/2022	4,759,900	117,880	4,877,780	25,803	694,110	3,672	5,571,890	29,475	40.50	24.50						
11/17/2022	4,852,340	117,120	4,969,460	26,288	683,190	3,614	5,652,650	29,903	43.71	21.29						
11/18/2022	5,210,730	98,070	5,308,800	27,259	670,080	3,582	5,985,880	31,665	40.63	24.37						
11/19/2022	5,079,190	73,810	5,153,000	27,024	610,670	3,230	5,763,670	30,490	39.38	25.62						
11/20/2022	4,227,310	94,390	4,321,700	22,862	588,790	3,115	4,910,490	25,976	42.33	22.67						
11/21/2022	3,949,040	120,230	4,069,270	21,526	639,240	3,382	4,708,510	24,908	44.29	20.71						
11/22/2022	3,634,990	121,100	3,756,090	19,870	623,530	3,298	4,379,620	23,168	46.04	18.96						
11/23/2022	3,562,780	120,010	3,682,790	19,482	572,790	3,030	4,255,580	22,512	47.33	17.67						
11/24/2022	3,450,350	98,750	3,549,100	18,775	416,620	2,204	3,965,720	20,979	44.75	20.25						
11/25/2022	4,218,300	103,860	4,322,160	22,864	442,280	2,340	4,764,440	25,204	42.88	22.12						
11/26/2022	4,023,310	76,820	4,100,130	21,690	484,420	2,563	4,584,550	24,252	41.13	23.87						
11/27/2022	4,260,190	96,460	4,356,650	23,047	518,710	2,744	4,875,360	25,791	41.88	23.12						
11/28/2022	5,454,410	121,350	5,575,760	29,496	729,850	3,861	6,305,610	33,357	36.83	28.17						
11/29/2022	5,760,760	121,230	5,881,990	31,116	719,350	3,805	6,601,340	34,921	34.08	30.92						
11/30/2022	5,542,760	122,770	5,665,530	29,971	749,440	3,965	6,414,970	33,935	36.42	28.58						
12/1/2022	6,168,520	141,890	6,310,410	33,382	739,180	3,910	7,049,590	37,292	32.17	32.83						
12/2/2022	5,735,950	119,450	5,855,400	30,975	707,740	3,744	6,563,140	34,719	34.25	30.75						
12/3/2022	5,188,700	96,810	5,285,510	27,960	622,010	3,290	5,907,520	31,251	37.25	27.75						
12/4/2022	5,690,580	115,920	5,806,500	30,716	646,310	3,419	6,452,810	34,135	34.88	30.12						
12/5/2022	5,298,010	141,050	5,439,060	28,773	687,550	3,637	6,126,610	32,410	37.21	27.79						
12/6/2022	4,774,540	142,140	4,916,680	26,009	633,970	3,354	5,550,650	29,363	39.13	25.87						
12/7/2022	4,417,330	145,280	4,562,610	24,136	629,760	3,331	5,192,370	27,468	41.79	23.21						
12/8/2022	4,745,000	145,910	4,890,910	25,873	634,420	3,356	5,525,330	29,229	40.58	24.42						
12/9/2022	4,669,860	123,310	4,793,170	25,356	659,520	3,489	5,452,690	28,845	39.33	25.67						
12/10/2022	3,961,830	98,240	4,060,070	21,478	580,410	3,070	4,640,480	24,548	43.29	21.71						
12/11/2022	4,048,450	119,570	4,168,020	22,049	572,860	3,030	4,740,880	25,079	42.33	22.67						
12/12/2022	4,658,990	140,170	4,799,160	25,388	670,080	3,545	5,469,240	28,932	40.92	24.08						
12/13/2022	4,940,400	142,290	5,082,690	26,887	714,700	3,781	5,797,390	30,668	39.17	25.83						
12/14/2022	5,333,870	144,500	5,478,370	28,981	691,450	3,658	6,169,820	32,638	39.13	25.87						
12/15/2022	5,839,300	141,920	5,981,220	31,641	718,030	3,798	6,699,250	35,439	36.00	29.00						
12/16/2022	5,595,360	122,530	5,717,890	30,248	741,140	3,921	6,459,030	34,168	34.75	30.25						
12/17/2022	5,378,720	98,230	5,476,950	28,973	627,590	3,320	6,104,540	32,293	34.96	30.04						

Date	Firm		Firm and Interruptible		Firm and Interruptible		Transportation		Transportation		Average Daily Temp. (°F)	HDD65
	Customer Volumes (Therms)	Customer Volumes (Therms)	Customer Volumes (Therms)	Customer Emissions (mtCO ₂ e)	Customer Volumes (Therms)	Customer Emissions (mtCO ₂ e)	Customer Volumes (Therms)	Customer Emissions (mtCO ₂ e)	Total Customer Volumes (Therms)	Total Customer Emissions (mtCO ₂ e)		
12/18/2022	5,560,100	118,250	5,678,350	30,038	651,000	3,444	6,329,350	33,482	36.75	28.25		
12/19/2022	6,156,740	143,670	6,300,410	33,329	802,760	4,247	7,103,170	37,576	32.21	32.79		
12/20/2022	6,350,100	143,100	6,493,200	34,349	742,560	3,928	7,235,760	38,277	32.42	32.58		
12/21/2022	7,883,000	148,260	8,031,260	42,485	762,350	4,033	8,793,610	46,518	24.83	40.17		
12/22/2022	8,157,770	147,790	8,305,560	43,936	721,650	3,818	9,027,210	47,754	21.13	43.87		
12/23/2022	5,956,640	126,480	6,083,120	32,180	534,140	2,826	6,617,260	35,005	30.46	34.54		
12/24/2022	3,561,350	93,470	3,654,820	19,334	405,280	2,144	4,060,100	21,478	45.92	19.08		
12/25/2022	2,801,210	104,780	2,905,990	15,373	317,000	1,677	3,222,990	17,050	50.25	14.75		
12/26/2022	2,951,730	149,020	3,100,750	16,403	480,720	2,543	3,581,470	18,946	50.96	14.04		
12/27/2022	3,616,000	144,490	3,760,490	19,893	546,280	2,890	4,306,770	22,783	48.83	16.17		
12/28/2022	4,192,280	143,770	4,336,050	22,938	575,300	3,043	4,911,350	25,981	42.67	22.33		
12/29/2022	4,084,930	144,340	4,229,270	22,373	565,710	2,993	4,794,980	25,365	43.75	21.25		
12/30/2022	3,648,140	125,730	3,773,870	19,964	515,560	2,727	4,289,430	22,691	47.25	17.75		
12/31/2022	3,700,960	104,380	3,805,340	20,130	366,430	1,938	4,171,770	22,069	45.46	19.54		
TOTAL	974,677,690	32,415,220	1,007,092,910	5,327,521	207,249,910	1,096,352	1,214,342,820	6,423,874	N/A	N/A		

Calendar Year 2023

Date	Firm		Interruptible		Firm and Interruptible		Firm and Interruptible		Transportation		Transportation		Total Customer		Average Daily Temp. (°F)	HDD65
	Customer Volumes (Therms)	Customer Volumes (Therms)	Customer Volumes (Therms)	Customer Volumes (Therms)	Customer Emissions (mtCO ₂ e)	Customer Emissions (mtCO ₂ e)	Customer Volumes (Therms)	Customer Emissions (mtCO ₂ e)	Customer Volumes (Therms)	Customer Emissions (mtCO ₂ e)	Customer Volumes (Therms)	Customer Emissions (mtCO ₂ e)	Customer Volumes (Therms)	Customer Emissions (mtCO ₂ e)		
1/1/2023	4,505,330	81,660	4,586,990	24,265	406,460	2,150	4,993,450	26,415	41.71	23.29						
1/2/2023	5,048,990	117,640	5,166,630	27,331	579,360	3,065	5,745,990	30,396	39.92	25.08						
1/3/2023	4,685,010	114,810	4,799,820	25,391	647,600	3,426	5,447,420	28,817	41.71	23.29						
1/4/2023	4,267,250	114,670	4,381,920	23,180	618,610	3,272	5,000,530	26,453	45.71	19.29						
1/5/2023	3,236,570	113,300	3,349,870	17,721	610,000	3,227	3,959,870	20,948	52.08	12.92						
1/6/2023	3,561,580	96,660	3,658,240	19,352	613,650	3,246	4,271,890	22,598	46.92	18.08						
1/7/2023	3,712,980	76,300	3,789,280	20,045	569,590	3,013	4,358,870	23,058	45.92	19.08						
1/8/2023	3,955,580	92,800	4,048,380	21,416	576,000	3,047	4,624,380	24,463	45.29	19.71						
1/9/2023	3,988,480	113,490	4,101,970	21,699	648,920	3,433	4,750,890	25,132	47.88	17.12						
1/10/2023	3,704,710	113,550	3,818,260	20,199	673,550	3,563	4,491,810	23,762	49.08	15.92						
1/11/2023	3,290,840	116,010	3,406,850	18,022	610,230	3,228	4,017,080	21,250	49.92	15.08						
1/12/2023	3,182,350	114,370	3,296,720	17,440	597,580	3,161	3,894,300	20,601	50.00	15.00						
1/13/2023	2,979,670	98,910	3,078,580	16,286	550,440	2,912	3,629,020	19,198	49.79	15.21						
1/14/2023	2,885,660	81,750	2,967,410	15,698	477,160	2,524	3,444,570	18,222	51.50	13.50						
1/15/2023	3,563,430	97,190	3,660,620	19,365	508,180	2,688	4,168,800	22,053	46.29	18.71						
1/16/2023	3,840,090	115,700	3,955,790	20,926	604,180	3,196	4,559,970	24,122	44.04	20.96						
1/17/2023	3,917,850	115,790	4,033,640	21,338	631,630	3,341	4,665,270	24,679	43.96	21.04						
1/18/2023	4,487,870	113,520	4,601,390	24,341	660,550	3,494	5,261,940	27,836	42.92	22.08						
1/19/2023	4,969,240	116,510	5,085,750	26,904	676,980	3,581	5,762,730	30,485	38.96	26.04						
1/20/2023	4,967,200	100,810	5,068,010	26,810	651,100	3,444	5,719,110	30,254	39.38	25.62						
1/21/2023	5,131,050	79,420	5,210,470	27,563	555,990	2,941	5,766,460	30,505	36.79	28.21						
1/22/2023	4,847,410	91,920	4,939,330	26,129	567,640	3,003	5,506,970	29,132	39.50	25.50						
1/23/2023	4,688,530	113,690	4,802,220	25,404	646,150	3,418	5,448,370	28,822	39.92	25.08						
1/24/2023	4,350,760	115,630	4,466,390	23,627	620,150	3,281	5,086,540	26,908	41.38	23.62						
1/25/2023	4,076,200	114,520	4,190,720	22,169	633,690	3,352	4,824,410	25,521	43.67	21.33						
1/26/2023	4,220,820	114,730	4,335,550	22,935	588,900	3,115	4,924,450	26,050	41.54	23.46						
1/27/2023	3,795,570	99,760	3,895,330	20,606	533,400	2,822	4,428,730	23,428	45.29	19.71						
1/28/2023	4,813,450	77,410	4,890,860	25,873	540,850	2,861	5,431,710	28,734	40.79	24.21						
1/29/2023	6,093,980	92,660	6,186,640	32,727	608,220	3,217	6,794,860	35,945	34.13	30.87						
1/30/2023	6,181,350	115,600	6,296,950	33,311	653,580	3,457	6,950,530	36,768	31.71	33.29						
1/31/2023	5,521,890	112,180	5,634,070	29,804	629,110	3,328	6,263,180	33,132	36.00	29.00						
2/1/2023	4,934,860	88,360	5,023,220	26,573	439,950	2,327	5,463,170	28,900	39.54	25.46						
2/2/2023	4,352,980	123,290	4,476,270	23,679	657,490	3,478	5,133,760	27,158	41.92	23.08						
2/3/2023	4,105,270	106,160	4,211,430	22,278	578,490	3,060	4,789,920	25,339	44.04	20.96						
2/4/2023	3,465,020	85,020	3,550,040	18,780	522,550	2,764	4,072,590	21,544	47.13	17.87						
2/5/2023	3,741,100	100,680	3,841,780	20,323	598,330	3,165	4,440,110	23,488	44.79	20.21						
2/6/2023	3,938,300	121,830	4,060,130	21,478	696,290	3,683	4,756,420	25,161	45.13	19.87						
2/7/2023	4,157,240	122,560	4,279,800	22,640	710,780	3,760	4,990,580	26,400	45.13	19.87						
2/8/2023	4,112,210	124,210	4,236,420	22,411	689,680	3,648	4,926,100	26,059	43.04	21.96						
2/9/2023	3,567,200	126,830	3,694,030	19,541	627,950	3,322	4,321,980	22,863	47.38	17.62						
2/10/2023	3,588,420	106,020	3,694,440	19,544	632,480	3,346	4,326,920	22,889	46.42	18.58						
2/11/2023	4,293,700	84,890	4,378,590	23,163	530,270	2,805	4,908,860	25,968	42.42	22.58						
2/12/2023	3,883,920	101,800	3,985,720	21,084	440,520	2,330	4,426,240	23,415	42.25	22.75						
2/13/2023	4,821,910	122,290	4,944,200	26,155	602,880	3,189	5,547,080	29,344	41.04	23.96						
2/14/2023	5,414,930	122,030	5,536,960	29,291	645,550	3,415	6,182,510	32,705	36.00	29.00						

Date	Firm		Interruptible		Firm and Interruptible		Transportation		Transportation		Total Customer		Average Daily Temp. (°F)	HDD65
	Customer Volumes (Therms)	Customer Volumes (Therms)	Customer Volumes (Therms)	Customer Volumes (Therms)	Customer Emissions (mtCO ₂ e)	Customer Emissions (mtCO ₂ e)	Customer Volumes (Therms)	Customer Emissions (mtCO ₂ e)	Customer Volumes (Therms)	Customer Emissions (mtCO ₂ e)	Total Customer Volumes (Therms)	Total Customer Emissions (mtCO ₂ e)		
2/15/2023	5,137,590	123,470	5,261,060	27,831	645,560	3,415	5,906,620	31,246	36.58	28.42				
2/16/2023	4,552,700	122,710	4,675,410	24,733	564,180	2,985	5,239,590	27,717	40.13	24.87				
2/17/2023	4,257,860	105,260	4,363,120	23,081	627,640	3,320	4,990,760	26,401	42.29	22.71				
2/18/2023	3,993,120	82,730	4,075,850	21,561	521,750	2,760	4,597,600	24,321	42.79	22.21				
2/19/2023	3,881,460	100,760	3,982,220	21,066	483,150	2,556	4,465,370	23,622	44.38	20.62				
2/20/2023	4,147,990	122,720	4,270,710	22,592	525,850	2,782	4,796,560	25,374	45.71	19.29				
2/21/2023	4,680,270	121,280	4,801,550	25,400	603,660	3,193	5,405,210	28,594	40.00	25.00				
2/22/2023	5,970,110	123,580	6,093,690	32,236	645,040	3,412	6,738,730	35,648	33.88	31.12				
2/23/2023	6,823,160	125,650	6,948,810	36,759	685,210	3,625	7,634,020	40,384	29.17	35.83				
2/24/2023	6,329,560	106,480	6,436,040	34,047	632,570	3,346	7,068,610	37,393	30.08	34.92				
2/25/2023	5,156,120	84,400	5,240,520	27,722	546,940	2,893	5,787,460	30,616	34.42	30.58				
2/26/2023	4,970,740	99,600	5,070,340	26,822	583,870	3,089	5,654,210	29,911	36.71	28.29				
2/27/2023	5,244,450	123,790	5,368,240	28,398	684,410	3,621	6,052,650	32,019	37.58	27.42				
2/28/2023	5,329,390	122,100	5,451,490	28,838	645,230	3,413	6,096,720	32,252	37.25	27.75				
3/1/2023	4,922,460	106,920	5,029,380	26,605	614,890	3,253	5,644,270	29,858	36.79	28.21				
3/2/2023	4,803,680	108,180	4,911,860	25,984	593,810	3,141	5,505,670	29,125	40.50	24.50				
3/3/2023	5,032,940	87,060	5,120,000	27,085	624,090	3,301	5,744,090	30,386	38.00	27.00				
3/4/2023	5,050,490	73,020	5,123,510	27,103	552,730	2,924	5,676,240	30,027	39.50	25.50				
3/5/2023	4,547,910	85,200	4,633,110	24,509	544,660	2,881	5,177,770	27,390	38.67	26.33				
3/6/2023	4,421,710	112,030	4,533,740	23,983	675,930	3,576	5,209,670	27,559	40.50	24.50				
3/7/2023	4,396,910	110,660	4,507,570	23,845	672,680	3,558	5,180,250	27,404	41.42	23.58				
3/8/2023	5,017,830	109,850	5,127,680	27,125	689,080	3,645	5,816,760	30,771	37.88	27.12				
3/9/2023	4,573,740	107,710	4,681,450	24,765	643,930	3,406	5,325,380	28,171	42.50	22.50				
3/10/2023	4,006,330	89,550	4,095,880	21,667	602,710	3,188	4,698,590	24,856	43.42	21.58				
3/11/2023	3,806,180	67,730	3,873,910	20,493	513,280	2,715	4,387,190	23,208	43.29	21.71				
3/12/2023	4,098,960	82,450	4,181,410	22,120	535,370	2,832	4,716,780	24,952	41.63	23.37				
3/13/2023	4,450,570	104,180	4,554,750	24,095	645,530	3,415	5,200,280	27,509	42.71	22.29				
3/14/2023	3,732,900	106,810	3,839,710	20,312	619,350	3,276	4,459,060	23,588	43.08	21.92				
3/15/2023	4,055,870	107,360	4,163,230	22,023	653,840	3,459	4,817,070	25,482	44.04	20.96				
3/16/2023	3,924,840	108,770	4,033,610	21,338	670,600	3,547	4,704,210	24,885	44.25	20.75				
3/17/2023	2,941,420	90,620	3,032,040	16,039	551,040	2,915	3,583,080	18,954	50.63	14.37				
3/18/2023	2,425,650	69,330	2,494,980	13,198	421,760	2,231	2,916,740	15,430	53.17	11.83				
3/19/2023	2,568,220	83,850	2,652,070	14,029	414,240	2,191	3,066,310	16,221	51.50	13.50				
3/20/2023	2,983,000	102,600	3,085,600	16,323	544,010	2,878	3,629,610	19,201	48.83	16.17				
3/21/2023	3,002,360	106,070	3,108,430	16,444	570,700	3,019	3,679,130	19,463	48.38	16.62				
3/22/2023	2,623,030	105,060	2,728,090	14,432	584,900	3,094	3,312,990	17,526	49.50	15.50				
3/23/2023	3,810,700	105,330	3,916,030	20,716	631,780	3,342	4,547,810	24,058	43.42	21.58				
3/24/2023	4,491,930	85,380	4,577,310	24,214	617,460	3,266	5,194,770	27,480	40.38	24.62				
3/25/2023	3,972,510	65,660	4,038,170	21,362	531,910	2,814	4,570,080	24,176	40.46	24.54				
3/26/2023	4,047,060	81,000	4,128,060	21,837	549,350	2,906	4,677,410	24,743	41.75	23.25				
3/27/2023	3,415,700	102,470	3,518,170	18,611	653,060	3,455	4,171,230	22,066	45.79	19.21				
3/28/2023	2,912,340	102,280	3,014,620	15,947	572,260	3,027	3,586,880	18,975	53.13	11.87				
3/29/2023	2,696,730	103,270	2,800,000	14,812	583,330	3,086	3,383,330	17,898	50.75	14.25				
3/30/2023	3,096,500	100,810	3,197,310	16,914	650,750	3,442	3,848,060	20,356	46.92	18.08				

Date	Firm		Interruptible		Firm and Interruptible		Transportation		Transportation		Total Customer		Average Daily Temp. (°F)	HDD65
	Customer Volumes (Therms)	Customer Volumes (Therms)	Customer Volumes (Therms)	Customer Volumes (Therms)	Customer Volumes (Therms)	Customer Volumes (Therms)	Customer Volumes (Therms)	Customer Volumes (Therms)	Customer Volumes (Therms)	Customer Volumes (Therms)	Customer Volumes (Therms)	Customer Volumes (Therms)		
3/31/2023	3,742,370	85,380	3,827,750	20,249	590,970	3,126	4,418,720	23,375	43.88	21.12				
4/1/2023	3,923,720	54,650	3,978,370	21,046	519,080	2,746	4,497,450	23,792	41.83	23.17				
4/2/2023	4,237,630	70,740	4,308,370	22,791	558,060	2,952	4,866,430	25,743	39.21	25.79				
4/3/2023	4,095,630	92,910	4,188,540	22,157	652,840	3,454	4,841,380	25,611	40.25	24.75				
4/4/2023	3,809,630	93,850	3,903,480	20,649	658,040	3,481	4,561,520	24,130	42.33	22.67				
4/5/2023	3,338,230	94,080	3,432,310	18,157	620,280	3,281	4,052,590	21,438	44.88	20.12				
4/6/2023	3,063,340	90,220	3,153,560	16,682	506,110	2,677	3,659,670	19,360	48.75	16.25				
4/7/2023	2,837,260	71,460	2,908,720	15,387	507,070	2,682	3,415,790	18,070	49.92	15.08				
4/8/2023	3,116,900	50,910	3,167,810	16,758	460,880	2,438	3,628,690	19,196	47.75	17.25				
4/9/2023	2,939,760	68,680	3,008,440	15,915	447,390	2,367	3,455,830	18,281	49.92	15.08				
4/10/2023	3,698,080	87,170	3,785,250	20,024	594,230	3,143	4,379,480	23,167	44.71	20.29				
4/11/2023	3,830,930	91,950	3,922,880	20,752	602,700	3,188	4,525,580	23,940	44.54	20.46				
4/12/2023	3,438,310	88,480	3,526,790	18,657	639,810	3,385	4,166,600	22,041	45.42	19.58				
4/13/2023	3,594,660	90,850	3,685,510	19,496	590,750	3,125	4,276,260	22,621	44.33	20.67				
4/14/2023	2,935,350	76,090	3,011,440	15,931	551,190	2,916	3,562,630	18,846	47.42	17.58				
4/15/2023	2,992,520	53,910	3,046,430	16,116	485,730	2,570	3,532,160	18,685	47.25	17.75				
4/16/2023	3,531,810	65,310	3,597,120	19,029	562,200	2,974	4,159,320	22,003	45.92	19.08				
4/17/2023	3,784,150	86,430	3,870,580	20,475	693,920	3,671	4,564,500	24,146	43.17	21.83				
4/18/2023	4,006,210	88,650	4,094,860	19,548	728,220	3,852	4,823,080	25,514	41.75	23.25				
4/19/2023	3,609,040	86,180	3,695,220	19,657	680,310	3,599	4,375,530	23,147	43.67	21.33				
4/20/2023	3,988,700	85,420	4,074,120	21,552	674,970	3,571	4,749,090	25,123	42.42	22.58				
4/21/2023	3,053,990	70,200	3,124,190	16,527	600,910	3,179	3,725,100	19,706	47.63	17.37				
4/22/2023	1,995,090	48,410	2,043,500	10,810	478,010	2,529	2,521,510	13,339	52.79	12.21				
4/23/2023	2,660,980	65,820	2,726,800	14,425	529,160	2,799	3,255,960	17,224	50.08	14.92				
4/24/2023	2,508,450	84,280	2,592,730	13,716	623,020	3,296	3,215,750	17,011	49.13	15.87				
4/25/2023	2,346,130	83,880	2,430,010	12,855	584,000	3,089	3,014,010	15,944	50.71	14.29				
4/26/2023	1,876,590	83,520	1,960,110	10,369	620,120	3,280	2,580,230	13,649	54.50	10.50				
4/27/2023	1,573,100	82,180	1,655,280	8,756	578,970	3,063	2,234,250	11,819	57.04	7.96				
4/28/2023	1,218,330	70,290	1,288,620	6,817	527,800	2,792	1,816,420	9,609	63.63	1.37				
4/29/2023	1,195,910	47,030	1,242,940	6,575	409,100	2,164	1,652,040	8,739	63.79	1.21				
4/30/2023	1,700,260	63,880	1,764,140	9,332	455,560	2,410	2,219,700	11,742	53.83	11.17				
5/1/2023	2,172,840	82,830	2,255,670	11,932	567,250	3,001	2,822,920	14,933	52.00	13.00				
5/2/2023	1,600,060	85,050	1,685,110	8,914	561,760	2,972	2,246,870	11,886	58.63	6.37				
5/3/2023	1,340,900	85,040	1,425,940	7,543	555,440	2,938	1,981,380	10,482	59.79	5.21				
5/4/2023	2,063,430	84,470	2,147,900	11,362	592,050	3,132	2,739,950	14,494	51.29	13.71				
5/5/2023	2,759,880	61,960	2,821,840	14,928	573,540	3,034	3,395,380	17,962	48.67	16.33				
5/6/2023	2,119,040	38,140	2,157,180	11,411	430,270	2,276	2,587,450	13,688	52.25	12.75				
5/7/2023	1,947,960	56,320	2,004,280	10,603	425,590	2,251	2,429,870	12,854	53.83	11.17				
5/8/2023	1,776,820	82,170	1,858,990	9,834	517,390	2,737	2,376,380	12,571	56.42	8.58				
5/9/2023	1,855,470	82,450	1,937,920	10,252	549,740	2,908	2,487,660	13,160	55.13	9.87				
5/10/2023	1,593,990	82,240	1,676,230	8,867	508,860	2,692	2,185,090	11,559	59.00	6.00				
5/11/2023	1,430,020	81,830	1,511,850	7,998	462,970	2,449	1,974,820	10,447	60.71	4.29				
5/12/2023	1,228,060	61,510	1,289,570	6,822	414,730	2,194	1,704,300	9,016	66.79	0.00				
5/13/2023	1,114,230	35,950	1,150,180	6,084	344,570	1,823	1,494,750	7,907	72.17	0.00				
5/14/2023	1,056,070	57,240	1,113,310	5,889	332,200	1,757	1,445,510	7,647	77.54	0.00				

Date	Firm		Interruptible		Firm and Interruptible		Transportation		Transportation		Total Customer		Average Daily Temp. (°F)	HDD65
	Customer Volumes (Therms)	Customer Volumes (Therms)	Customer Volumes (Therms)	Customer Volumes (Therms)	Customer Emissions (mtCO ₂ e)	Customer Emissions (mtCO ₂ e)	Customer Volumes (Therms)	Customer Emissions (mtCO ₂ e)	Customer Volumes (Therms)	Customer Emissions (mtCO ₂ e)	Customer Volumes (Therms)	Customer Emissions (mtCO ₂ e)		
5/15/2023	1,041,760	80,150	1,121,910	5,935	440,310	2,329	1,562,220	8,264	74.63	0.00				
5/16/2023	1,089,790	78,600	1,168,390	6,181	468,900	2,480	1,637,290	8,661	64.75	0.25				
5/17/2023	1,046,020	80,110	1,126,130	5,957	466,880	2,470	1,593,010	8,427	66.67	0.00				
5/18/2023	1,107,720	80,310	1,188,030	6,285	485,680	2,569	1,673,710	8,854	64.50	0.50				
5/19/2023	1,117,920	60,040	1,177,960	6,231	484,660	2,564	1,662,620	8,795	62.92	2.08				
5/20/2023	1,107,860	35,430	1,143,290	6,048	403,400	2,134	1,546,690	8,182	64.67	0.33				
5/21/2023	1,479,270	56,910	1,536,180	8,126	427,390	2,261	1,963,570	10,387	54.88	10.12				
5/22/2023	1,741,730	79,120	1,820,850	9,632	520,620	2,754	2,341,470	12,386	55.13	9.87				
5/23/2023	1,555,880	79,370	1,635,250	8,650	514,700	2,723	2,149,950	11,373	55.75	9.25				
5/24/2023	1,351,790	79,550	1,431,340	7,572	553,710	2,929	1,985,050	10,501	61.08	3.92				
5/25/2023	1,175,340	80,790	1,256,130	6,645	516,010	2,730	1,772,140	9,375	65.83	0.00				
5/26/2023	1,103,420	59,700	1,163,120	6,153	491,990	2,603	1,655,110	8,756	68.46	0.00				
5/27/2023	1,204,810	34,200	1,239,010	6,554	453,100	2,397	1,692,110	8,951	58.96	6.04				
5/28/2023	1,325,840	53,100	1,378,940	7,295	424,250	2,244	1,803,190	9,539	55.38	9.62				
5/29/2023	1,396,180	77,970	1,474,150	7,798	435,550	2,304	1,909,700	10,102	56.13	8.87				
5/30/2023	1,617,480	80,950	1,698,430	8,985	526,430	2,785	2,224,860	11,770	54.04	10.96				
5/31/2023	1,682,580	79,880	1,762,460	9,323	540,620	2,860	2,303,080	12,183	55.08	9.92				
6/1/2023	1,490,940	74,370	1,565,310	8,280	522,590	2,765	2,087,900	11,045	58.13	6.87				
6/2/2023	1,349,600	52,110	1,401,710	7,415	496,980	2,629	1,898,690	10,044	59.92	5.08				
6/3/2023	1,295,710	24,080	1,319,790	6,982	434,650	2,299	1,754,440	9,281	60.96	4.04				
6/4/2023	1,368,200	45,880	1,414,080	7,480	448,500	2,373	1,862,580	9,853	59.83	5.17				
6/5/2023	1,277,480	72,940	1,350,420	7,144	520,540	2,754	1,870,960	9,897	61.71	3.29				
6/6/2023	968,290	72,820	1,041,110	5,507	507,000	2,682	1,548,110	8,190	68.21	0.00				
6/7/2023	885,250	73,910	959,160	5,074	495,840	2,623	1,455,000	7,697	71.54	0.00				
6/8/2023	913,030	76,650	989,680	5,235	510,790	2,702	1,500,470	7,937	62.25	2.75				
6/9/2023	1,289,540	52,210	1,341,750	7,098	500,860	2,650	1,842,610	9,747	53.75	11.25				
6/10/2023	1,544,440	25,310	1,569,750	8,304	417,470	2,208	1,987,220	10,512	55.67	9.33				
6/11/2023	1,262,990	45,000	1,307,990	6,919	350,770	1,856	1,658,760	8,775	62.67	2.33				
6/12/2023	1,110,250	72,240	1,182,490	6,255	449,010	2,375	1,631,500	8,631	69.71	0.00				
6/13/2023	1,322,520	73,840	1,396,360	7,387	495,120	2,619	1,891,480	10,006	58.92	6.08				
6/14/2023	1,496,130	75,100	1,571,230	8,312	512,870	2,713	2,084,100	11,025	57.21	7.79				
6/15/2023	1,294,010	75,030	1,369,040	7,242	444,870	2,353	1,813,910	9,596	59.04	5.96				
6/16/2023	1,227,810	51,630	1,279,440	6,768	406,470	2,150	1,685,910	8,918	60.58	4.42				
6/17/2023	1,579,560	22,390	1,601,950	8,474	390,940	2,068	1,992,890	10,542	54.75	10.25				
6/18/2023	1,597,820	44,370	1,642,190	8,687	419,540	2,219	2,061,730	10,907	52.63	12.37				
6/19/2023	1,564,270	70,720	1,634,990	8,649	464,490	2,457	2,099,480	11,106	54.04	10.96				
6/20/2023	1,619,530	71,920	1,691,450	8,948	469,130	2,482	2,160,580	11,429	54.08	10.92				
6/21/2023	1,207,430	71,650	1,279,080	6,766	451,850	2,390	1,730,930	9,157	60.38	4.62				
6/22/2023	1,006,890	70,490	1,077,380	5,699	467,190	2,471	1,544,570	8,171	64.75	0.25				
6/23/2023	1,027,460	48,480	1,075,940	5,692	497,020	2,629	1,572,960	8,321	66.46	0.00				
6/24/2023	1,214,590	19,380	1,233,970	6,528	428,070	2,264	1,662,040	8,792	60.13	4.87				
6/25/2023	1,135,780	40,190	1,175,970	6,221	399,970	2,116	1,575,940	8,337	64.46	0.54				
6/26/2023	1,171,510	66,870	1,238,380	6,551	499,160	2,641	1,737,540	9,192	61.50	3.50				
6/27/2023	1,152,050	67,300	1,219,350	6,450	516,840	2,734	1,736,190	9,184	62.25	2.75				
6/28/2023	1,147,570	68,690	1,216,260	6,434	459,010	2,428	1,675,270	8,862	65.17	0.00				

Date	Firm		Interruptible		Firm and Interruptible		Transportation		Transportation		Total Customer		Average Daily Temp. (°F)	HDD65
	Customer Volumes (Therms)	Customer Volumes (Therms)	Customer Volumes (Therms)	Customer Volumes (Therms)	Customer Emissions (mtCO ₂ e)	Customer Emissions (mtCO ₂ e)	Customer Volumes (Therms)	Customer Emissions (mtCO ₂ e)	Customer Volumes (Therms)	Customer Emissions (mtCO ₂ e)	Customer Volumes (Therms)	Customer Emissions (mtCO ₂ e)		
6/29/2023	1,077,350	67,640	1,144,990	6,057	466,130	2,466	1,611,120	8,523	66.92	0.00				
6/30/2023	1,003,240	45,860	1,049,100	5,550	454,070	2,402	1,503,170	7,952	68.13	0.00				
7/1/2023	891,650	14,370	906,020	4,793	363,600	1,923	1,269,620	6,716	66.54	0.00				
7/2/2023	843,140	39,440	882,580	4,669	374,960	1,984	1,257,540	6,652	67.58	0.00				
7/3/2023	800,850	73,230	874,080	4,624	368,940	1,952	1,243,020	6,576	69.71	0.00				
7/4/2023	694,760	75,340	770,100	4,074	320,450	1,695	1,090,550	5,769	74.63	0.00				
7/5/2023	749,700	75,170	824,870	4,364	473,200	2,503	1,298,070	6,867	76.83	0.00				
7/6/2023	778,360	73,400	851,760	4,506	501,060	2,651	1,352,820	7,156	69.92	0.00				
7/7/2023	854,460	49,110	903,570	4,780	482,680	2,553	1,386,250	7,333	62.38	2.62				
7/8/2023	867,660	12,320	879,980	4,655	415,990	2,201	1,295,970	6,856	62.71	2.29				
7/9/2023	829,000	38,430	867,430	4,589	408,890	2,163	1,276,320	6,752	64.54	0.46				
7/10/2023	896,910	71,490	968,400	5,123	512,880	2,713	1,481,280	7,836	62.58	2.42				
7/11/2023	867,100	73,120	940,220	4,974	515,170	2,725	1,455,390	7,699	65.25	0.00				
7/12/2023	900,420	73,350	973,770	5,151	468,910	2,481	1,442,680	7,632	62.50	2.50				
7/13/2023	810,850	72,610	883,460	4,674	492,740	2,607	1,376,200	7,280	66.58	0.00				
7/14/2023	791,840	45,040	836,880	4,427	471,720	2,495	1,308,600	6,922	72.63	0.00				
7/15/2023	765,980	13,110	779,090	4,121	410,610	2,172	1,189,700	6,294	74.96	0.00				
7/16/2023	751,510	39,410	790,920	4,184	404,300	2,139	1,195,220	6,323	69.42	0.00				
7/17/2023	822,250	71,960	894,210	4,730	481,780	2,549	1,375,990	7,279	66.79	0.00				
7/18/2023	806,030	74,660	880,690	4,659	462,670	2,448	1,343,360	7,106	68.79	0.00				
7/19/2023	916,240	74,670	990,910	5,242	465,870	2,464	1,456,780	7,706	73.96	0.00				
7/20/2023	962,110	72,620	1,034,730	5,474	499,990	2,645	1,534,720	8,119	69.83	0.00				
7/21/2023	1,011,370	44,460	1,055,830	5,585	485,650	2,569	1,541,480	8,154	65.17	0.00				
7/22/2023	995,330	12,760	1,008,090	5,333	410,650	2,172	1,418,740	7,505	67.92	0.00				
7/23/2023	955,860	38,650	994,510	5,261	399,440	2,113	1,393,950	7,374	70.46	0.00				
7/24/2023	1,051,760	70,510	1,122,270	5,937	508,680	2,691	1,630,950	8,628	62.58	2.42				
7/25/2023	1,061,220	72,760	1,133,980	5,999	556,940	2,946	1,690,920	8,945	64.21	0.79				
7/26/2023	1,040,410	72,350	1,112,760	5,887	554,540	2,934	1,667,300	8,820	66.04	0.00				
7/27/2023	1,028,160	71,990	1,100,150	5,820	508,390	2,689	1,608,540	8,509	68.38	0.00				
7/28/2023	1,023,030	44,840	1,067,870	5,649	498,340	2,636	1,566,210	8,285	65.04	0.00				
7/29/2023	1,030,440	12,070	1,042,510	5,515	414,310	2,192	1,456,820	7,707	65.33	0.00				
7/30/2023	1,012,560	39,760	1,052,320	5,567	409,050	2,164	1,461,370	7,731	65.54	0.00				
7/31/2023	1,020,080	72,080	1,092,160	5,778	496,200	2,625	1,588,360	8,402	67.75	0.00				
8/1/2023	1,015,730	73,110	1,088,840	5,760	517,340	2,737	1,606,180	8,497	69.83	0.00				
8/2/2023	980,880	74,050	1,054,930	5,581	509,580	2,696	1,564,510	8,276	71.13	0.00				
8/3/2023	1,017,140	72,510	1,089,650	5,764	464,840	2,459	1,554,490	8,223	71.33	0.00				
8/4/2023	971,350	44,310	1,015,660	5,373	497,940	2,634	1,513,600	8,007	72.17	0.00				
8/5/2023	996,750	10,160	1,006,910	5,327	398,180	2,106	1,405,090	7,433	66.88	0.00				
8/6/2023	803,580	38,200	841,780	4,453	422,020	2,232	1,263,800	6,686	67.08	0.00				
8/7/2023	785,180	71,290	856,470	4,531	515,890	2,729	1,372,360	7,260	68.42	0.00				
8/8/2023	782,940	73,750	856,690	4,532	536,610	2,839	1,393,300	7,371	67.63	0.00				
8/9/2023	817,090	73,820	890,910	4,713	508,280	2,689	1,399,190	7,402	66.63	0.00				
8/10/2023	845,820	72,530	918,350	4,858	504,260	2,668	1,422,610	7,526	65.67	0.00				
8/11/2023	839,610	45,270	884,880	4,681	473,060	2,502	1,357,940	7,184	68.46	0.00				
8/12/2023	781,580	11,920	793,500	4,198	373,720	1,977	1,167,220	6,175	71.29	0.00				

Date	Firm		Interruptible		Firm and Interruptible		Transportation		Transportation		Total Customer		Average Daily Temp. (°F)	HDD65
	Customer Volumes (Therms)	Customer Volumes (Therms)	Customer Volumes (Therms)	Customer Volumes (Therms)	Customer Emissions (mtCO ₂ e)	Customer Emissions (mtCO ₂ e)	Customer Volumes (Therms)	Customer Emissions (mtCO ₂ e)	Customer Volumes (Therms)	Customer Emissions (mtCO ₂ e)	Customer Volumes (Therms)	Customer Emissions (mtCO ₂ e)		
8/13/2023	722,620	38,470	761,090	4,026	315,050	1,667	1,076,140	5,693	76.58	0.00				
8/14/2023	711,320	71,510	782,830	4,141	424,000	2,243	1,206,830	6,384	81.00	0.00				
8/15/2023	714,970	74,320	789,290	4,175	422,520	2,235	1,211,810	6,410	82.08	0.00				
8/16/2023	693,710	73,780	767,490	4,060	418,460	2,214	1,185,950	6,274	80.92	0.00				
8/17/2023	703,820	72,150	775,970	4,105	427,680	2,262	1,203,650	6,367	75.33	0.00				
8/18/2023	798,690	45,020	843,710	4,463	438,110	2,318	1,281,820	6,781	64.00	1.00				
8/19/2023	809,780	10,370	820,150	4,339	391,850	2,073	1,212,000	6,411	65.83	0.00				
8/20/2023	781,780	39,210	820,990	4,343	386,100	2,042	1,207,090	6,386	68.58	0.00				
8/21/2023	831,020	72,200	903,220	4,778	480,620	2,542	1,383,840	7,321	63.04	1.96				
8/22/2023	926,970	73,760	1,000,730	5,294	470,430	2,489	1,471,160	7,782	61.88	3.12				
8/23/2023	1,078,770	75,030	1,153,800	6,104	453,350	2,398	1,607,150	8,502	63.42	1.58				
8/24/2023	1,060,310	74,720	1,135,030	6,004	449,100	2,376	1,584,130	8,380	66.08	0.00				
8/25/2023	1,051,290	47,170	1,098,460	5,811	419,800	2,221	1,518,260	8,032	70.04	0.00				
8/26/2023	985,770	11,730	997,500	5,277	360,040	1,905	1,357,540	7,181	73.63	0.00				
8/27/2023	948,650	38,480	987,130	5,222	347,880	1,840	1,335,010	7,062	69.75	0.00				
8/28/2023	1,057,400	72,480	1,129,880	5,977	455,770	2,411	1,585,650	8,388	63.33	1.67				
8/29/2023	1,140,730	75,090	1,215,820	6,432	485,310	2,567	1,701,130	8,999	59.79	5.21				
8/30/2023	1,100,730	76,260	1,176,990	6,226	428,760	2,268	1,605,750	8,494	65.04	0.00				
8/31/2023	1,082,290	75,740	1,158,030	6,126	465,920	2,465	1,623,950	8,591	63.29	1.71				
9/1/2023	915,580	49,520	965,100	5,105	422,530	2,235	1,387,630	7,341	67.00	0.00				
9/2/2023	784,620	18,980	803,600	4,251	342,940	1,814	1,146,540	6,065	72.17	0.00				
9/3/2023	837,360	41,090	878,450	4,647	331,540	1,754	1,209,990	6,401	63.42	1.58				
9/4/2023	984,390	62,950	1,047,340	5,540	311,730	1,649	1,359,070	7,189	58.79	6.21				
9/5/2023	993,270	70,770	1,064,040	5,629	475,350	2,515	1,539,390	8,143	59.96	5.04				
9/6/2023	923,670	69,560	993,230	5,254	464,400	2,457	1,457,630	7,711	62.42	2.58				
9/7/2023	1,088,930	71,660	1,160,590	6,140	467,110	2,471	1,627,700	8,611	61.83	3.17				
9/8/2023	1,154,210	50,070	1,204,280	6,371	449,990	2,380	1,654,270	8,751	62.08	2.92				
9/9/2023	1,100,880	18,850	1,119,730	5,923	358,530	1,897	1,478,260	7,820	66.83	0.00				
9/10/2023	1,071,480	41,740	1,113,220	5,889	330,140	1,746	1,443,360	7,635	66.96	0.00				
9/11/2023	1,078,920	68,460	1,147,380	6,070	485,300	2,567	1,632,680	8,637	64.54	0.46				
9/12/2023	1,203,220	73,940	1,277,160	6,756	522,800	2,766	1,799,960	9,522	60.63	4.37				
9/13/2023	1,090,670	73,020	1,163,690	6,156	464,780	2,459	1,628,470	8,615	63.88	1.12				
9/14/2023	929,010	71,740	1,000,750	5,294	450,710	2,384	1,451,460	7,678	64.92	0.08				
9/15/2023	876,890	50,440	927,330	4,906	467,290	2,472	1,394,620	7,378	68.13	0.00				
9/16/2023	895,280	23,520	918,800	4,860	398,870	2,110	1,317,670	6,970	64.75	0.25				
9/17/2023	909,610	46,440	956,050	5,058	330,340	1,747	1,286,390	6,805	61.42	3.58				
9/18/2023	1,106,500	73,410	1,179,910	6,242	390,720	2,067	1,570,630	8,309	60.29	4.71				
9/19/2023	1,147,910	75,320	1,223,230	6,471	389,300	2,059	1,612,530	8,530	58.71	6.29				
9/20/2023	1,399,580	77,140	1,476,720	7,812	426,940	2,259	1,903,660	10,070	56.54	8.46				
9/21/2023	1,339,000	75,270	1,414,270	7,481	452,050	2,391	1,866,320	9,873	58.21	6.79				
9/22/2023	1,237,840	52,860	1,290,700	6,828	397,570	2,103	1,688,270	8,931	62.67	2.33				
9/23/2023	1,422,030	26,440	1,448,470	7,662	329,150	1,741	1,777,620	9,404	58.08	6.92				
9/24/2023	1,550,860	44,390	1,595,250	8,439	268,620	1,421	1,863,870	9,860	57.38	7.62				
9/25/2023	1,642,830	78,490	1,721,320	9,106	364,900	1,930	2,086,220	11,036	58.50	6.50				
9/26/2023	1,772,310	77,250	1,849,560	9,784	488,610	2,585	2,338,170	12,369	55.63	9.37				

Date	Firm		Interruptible		Firm and Interruptible		Transportation		Transportation		Total Customer		Average Daily Temp. (°F)	HDD65
	Customer Volumes (Therms)	Customer Volumes (Therms)	Customer Volumes (Therms)	Customer Volumes (Therms)	Customer Emissions (mtCO ₂ e)	Customer Emissions (mtCO ₂ e)	Customer Volumes (Therms)	Customer Emissions (mtCO ₂ e)	Customer Volumes (Therms)	Customer Emissions (mtCO ₂ e)	Total Customer Volumes (Therms)	Total Customer Emissions (mtCO ₂ e)		
9/27/2023	1,932,130	77,700	2,009,830	10,632	515,140	2,725	2,524,970	13,357	55.67	9.33				
9/28/2023	1,961,300	77,790	2,039,090	10,787	517,090	2,735	2,556,180	13,522	55.50	9.50				
9/29/2023	2,092,620	58,240	2,150,860	11,378	536,380	2,837	2,687,240	14,215	52.58	12.42				
9/30/2023	2,121,140	30,700	2,151,840	11,383	461,820	2,443	2,613,660	13,826	53.58	11.42				
10/1/2023	1,921,160	66,250	1,987,410	10,513	438,600	2,320	2,426,010	12,834	54.08	10.92				
10/2/2023	1,977,680	90,080	2,067,760	10,938	530,630	2,807	2,598,390	13,745	53.92	11.08				
10/3/2023	1,564,300	93,530	1,657,830	8,770	561,200	2,969	2,219,030	11,739	56.54	8.46				
10/4/2023	1,317,720	93,180	1,410,900	7,464	533,060	2,820	1,943,960	10,284	59.00	6.00				
10/5/2023	1,289,700	93,120	1,382,820	7,315	551,700	2,918	1,934,520	10,234	59.21	5.79				
10/6/2023	1,209,990	71,730	1,281,720	6,780	538,750	2,850	1,820,470	9,630	61.58	3.42				
10/7/2023	1,036,450	46,590	1,083,040	5,729	471,140	2,492	1,554,180	8,222	64.21	0.79				
10/8/2023	1,032,580	68,070	1,100,650	5,822	453,070	2,397	1,553,720	8,219	60.50	4.50				
10/9/2023	1,300,920	93,770	1,394,690	7,378	564,010	2,984	1,958,700	10,362	58.79	6.21				
10/10/2023	1,778,700	95,080	1,873,780	9,912	553,530	2,928	2,427,310	12,840	54.75	10.25				
10/11/2023	1,852,130	96,780	1,948,910	10,310	506,520	2,679	2,455,430	12,989	54.04	10.96				
10/12/2023	1,688,950	96,380	1,785,330	9,444	503,970	2,666	2,289,300	12,110	56.54	8.46				
10/13/2023	1,432,910	75,480	1,508,390	7,979	483,210	2,556	1,991,600	10,536	61.67	3.33				
10/14/2023	1,494,660	51,550	1,546,210	8,179	411,260	2,176	1,957,470	10,355	57.38	7.62				
10/15/2023	1,719,530	71,080	1,790,610	9,472	413,820	2,189	2,204,430	11,661	58.33	6.67				
10/16/2023	1,945,600	97,180	2,042,780	10,806	510,360	2,700	2,553,140	13,506	55.38	9.62				
10/17/2023	2,060,630	97,470	2,158,100	11,416	539,070	2,852	2,697,170	14,268	54.08	10.92				
10/18/2023	1,638,920	99,760	1,738,680	9,198	543,030	2,873	2,281,710	12,070	59.96	5.04				
10/19/2023	1,464,870	101,100	1,565,970	8,284	503,160	2,662	2,069,130	10,946	60.79	4.21				
10/20/2023	1,581,400	79,940	1,661,340	8,788	527,180	2,789	2,188,520	11,577	57.04	7.96				
10/21/2023	1,959,300	54,050	2,013,350	10,651	468,160	2,477	2,481,510	13,127	54.67	10.33				
10/22/2023	2,218,510	74,990	2,293,500	12,133	475,970	2,518	2,769,470	14,650	52.58	12.42				
10/23/2023	2,717,540	100,510	2,818,050	14,907	554,400	2,933	3,372,450	17,840	50.83	14.17				
10/24/2023	3,290,220	100,410	3,390,630	17,936	547,460	2,896	3,938,090	20,832	47.29	17.71				
10/25/2023	3,626,820	101,060	3,727,880	19,720	601,340	3,181	4,329,220	22,902	45.08	19.92				
10/26/2023	3,927,820	104,420	4,032,240	21,331	616,180	3,260	4,648,420	24,590	44.17	20.83				
10/27/2023	4,450,260	82,450	4,532,710	23,862	629,080	3,328	5,161,790	27,306	42.17	22.83				
10/28/2023	4,455,080	55,720	4,510,800	23,862	569,590	3,013	5,080,390	26,875	42.13	22.87				
10/29/2023	4,000,660	76,590	4,077,250	21,569	561,870	2,972	4,639,120	24,541	43.46	21.54				
10/30/2023	3,789,540	103,740	3,893,280	20,595	643,780	3,406	4,537,060	24,001	45.21	19.79				
10/31/2023	3,710,830	101,410	3,812,240	20,167	640,710	3,389	4,452,950	23,556	43.96	21.04				
11/1/2023	2,976,010	108,900	3,084,910	16,319	578,820	3,062	3,663,730	19,381	48.21	16.79				
11/2/2023	1,997,350	105,100	2,102,450	11,122	542,150	2,868	2,644,600	13,990	54.96	10.04				
11/3/2023	2,068,980	89,350	2,158,330	11,418	564,420	2,986	2,722,750	14,403	53.29	11.71				
11/4/2023	1,875,710	63,940	1,939,650	10,261	487,050	2,576	2,426,700	12,837	57.04	7.96				
11/5/2023	2,203,300	86,470	2,289,770	12,113	473,080	2,503	2,762,850	14,615	52.83	12.17				
11/6/2023	2,635,700	105,910	2,741,610	14,503	584,950	3,094	3,326,560	17,598	50.25	14.75				
11/7/2023	2,923,290	111,440	3,034,730	16,054	560,820	2,967	3,595,550	19,020	49.63	15.37				
11/8/2023	3,347,450	109,740	3,457,190	18,289	625,490	3,309	4,082,680	21,597	47.25	17.75				
11/9/2023	3,729,440	111,440	3,840,880	20,318	585,850	3,099	4,426,730	23,417	43.75	21.25				
11/10/2023	3,124,430	91,470	3,215,900	17,012	555,210	2,937	3,771,110	19,949	47.50	17.50				

Date	Firm		Interruptible		Firm and Interruptible		Firm and Interruptible		Transportation		Transportation		Total Customer		Total Customer		Average Daily Temp. (°F)	HDD65
	Customer Volumes (Therms)	Customer Volumes (Therms)	Customer Volumes (Therms)	Customer Volumes (Therms)	Customer Volumes (Therms)	Customer Volumes (Therms)	Customer Volumes (Therms)	Customer Volumes (Therms)	Customer Emissions (mtCO ₂ e)	Customer Emissions (mtCO ₂ e)	Customer Volumes (Therms)	Customer Emissions (mtCO ₂ e)	Customer Volumes (Therms)	Customer Emissions (mtCO ₂ e)	Customer Volumes (Therms)	Customer Emissions (mtCO ₂ e)		
11/11/2023	2,930,580	71,090	3,001,670	15,879	471,870	2,496	3,473,540	18,375	49,88	15.12								
11/12/2023	2,959,850	88,300	3,048,150	16,125	460,050	2,434	3,508,200	18,558	48.25	16.75								
11/13/2023	3,654,280	109,150	3,763,430	19,909	565,130	2,990	4,328,560	22,898	47.17	17.83								
11/14/2023	4,418,630	114,890	4,533,520	23,982	588,610	3,114	5,122,130	27,096	40.67	24.33								
11/15/2023	4,557,130	115,900	4,673,030	24,720	650,370	3,440	5,323,400	28,161	41.17	23.83								
11/16/2023	4,665,920	112,640	4,778,560	25,279	669,560	3,542	5,448,120	28,821	40.00	25.00								
11/17/2023	4,209,190	93,530	4,302,720	22,761	613,300	3,244	4,916,020	26,006	42.46	22.54								
11/18/2023	3,381,350	70,640	3,451,990	18,261	504,020	2,666	3,956,010	20,927	43.96	21.04								
11/19/2023	3,762,410	89,330	3,851,740	20,376	526,220	2,784	4,377,960	23,159	46.88	18.12								
11/20/2023	4,263,630	113,100	4,376,730	23,153	571,490	3,023	4,948,220	26,176	43.21	21.79								
11/21/2023	3,297,260	115,970	3,413,230	18,056	557,020	2,947	3,970,250	21,003	46.46	18.54								
11/22/2023	3,573,720	116,420	3,690,140	19,521	518,400	2,742	4,208,540	22,263	45.46	19.54								
11/23/2023	4,155,100	93,610	4,248,710	22,476	377,430	1,997	4,626,140	24,472	42.21	22.79								
11/24/2023	4,971,190	97,790	5,068,980	26,815	459,560	2,431	5,528,540	29,246	38.71	26.29								
11/25/2023	5,015,940	73,580	5,089,520	26,924	485,110	2,566	5,574,630	29,490	37.96	27.04								
11/26/2023	4,900,190	91,780	4,991,970	26,408	536,890	2,840	5,528,860	29,248	38.42	26.58								
11/27/2023	5,310,650	115,120	5,425,770	28,702	542,400	2,869	5,968,170	31,572	37.96	27.04								
11/28/2023	5,411,480	116,820	5,528,300	29,245	591,410	3,129	6,119,710	32,373	35.38	29.62								
11/29/2023	5,438,630	115,960	5,554,590	29,384	639,150	3,381	6,193,740	32,765	35.04	29.96								
11/30/2023	4,624,120	116,080	4,740,200	25,076	593,650	3,140	5,333,850	28,216	39.75	25.25								
12/1/2023	3,997,330	116,770	4,114,100	21,764	577,100	3,053	4,691,200	24,816	43.75	21.25								
12/2/2023	3,792,930	90,840	3,883,770	20,545	499,930	2,645	4,383,700	23,190	45.63	19.37								
12/3/2023	3,738,400	113,350	3,851,750	20,376	496,580	2,627	4,348,330	23,003	46.83	18.17								
12/4/2023	3,039,460	135,980	3,175,440	16,798	540,350	2,858	3,715,790	19,657	50.54	14.46								
12/5/2023	2,609,010	136,610	2,745,620	14,524	553,620	2,929	3,299,240	17,453	52.46	12.54								
12/6/2023	3,148,170	136,960	3,285,130	17,378	563,110	2,979	3,848,240	20,357	47.92	17.08								
12/7/2023	4,050,580	138,960	4,189,540	22,163	603,860	3,194	4,793,400	25,357	43.13	21.87								
12/8/2023	4,647,210	120,680	4,767,890	25,222	603,710	3,194	5,371,600	28,416	40.21	24.79								
12/9/2023	4,744,480	94,130	4,838,610	25,596	506,700	2,680	5,345,310	28,277	38.67	26.33								
12/10/2023	3,183,230	113,620	3,296,850	17,440	470,840	2,491	3,767,690	19,931	48.63	16.37								
12/11/2023	3,879,650	138,810	4,018,460	21,258	577,540	3,055	4,596,000	24,313	45.25	19.75								
12/12/2023	4,715,350	135,730	4,851,080	25,662	577,150	3,053	5,428,230	28,715	38.46	26.54								
12/13/2023	4,187,830	137,440	4,325,270	22,881	602,730	3,188	4,928,000	26,069	42.79	22.21								
12/14/2023	3,920,990	138,840	4,059,830	21,477	620,420	3,282	4,680,250	24,759	45.83	19.17								
12/15/2023	4,098,990	117,450	4,216,440	22,305	522,400	2,763	4,738,840	25,068	45.33	19.67								
12/16/2023	4,717,970	94,380	4,812,350	25,457	466,440	2,467	5,278,790	27,925	41.67	23.33								
12/17/2023	4,447,760	113,760	4,561,520	24,130	459,230	2,429	5,020,750	26,560	40.67	24.33								
12/18/2023	3,959,780	137,580	4,097,360	21,675	582,450	3,081	4,679,810	24,756	43.79	21.21								
12/19/2023	3,566,060	139,320	3,705,380	19,601	552,280	2,922	4,257,660	22,523	49.13	15.87								
12/20/2023	3,776,010	137,640	3,913,650	20,703	582,920	3,084	4,496,570	23,787	43.92	21.08								
12/21/2023	3,734,550	141,160	3,875,710	20,503	563,440	2,981	4,439,150	23,483	44.46	20.54								
12/22/2023	4,584,930	122,050	4,706,980	24,900	574,460	3,039	5,281,440	27,939	42.08	22.92								
12/23/2023	5,077,610	97,040	5,174,650	27,374	486,690	2,575	5,661,340	29,948	38.21	26.79								
12/24/2023	4,741,540	108,260	4,849,800	25,655	370,600	1,960	5,220,400	27,616	39.33	25.67								
12/25/2023	3,893,430	123,560	4,016,990	21,250	348,020	1,841	4,365,010	23,091	44.29	20.71								

Date	Firm		Interruptible		Firm and Interruptible		Transportation		Transportation		Total Customer		Average Daily Temp. (°F)	HDD65
	Customer Volumes (Therms)	Customer Volumes (Therms)	Customer Volumes (Therms)	Customer Volumes (Therms)	Customer Emissions (mtCO ₂ e)	Customer Emissions (mtCO ₂ e)	Customer Volumes (Therms)	Customer Emissions (mtCO ₂ e)	Customer Volumes (Therms)	Customer Emissions (mtCO ₂ e)	Customer Volumes (Therms)	Customer Emissions (mtCO ₂ e)		
12/26/2023	3,490,980	143,740	3,634,720	19,228	469,920	2,486	4,104,640	21,714	49.04	15.96				
12/27/2023	3,361,920	138,570	3,500,490	18,518	527,830	2,792	4,028,320	21,310	51.54	13.46				
12/28/2023	3,028,480	137,260	3,165,740	16,747	515,210	2,725	3,680,950	19,472	51.75	13.25				
12/29/2023	2,605,750	118,980	2,724,730	14,414	484,840	2,565	3,209,570	16,979	57.54	7.46				
12/30/2023	2,901,080	96,360	2,997,440	15,856	434,390	2,298	3,431,830	18,154	49.13	15.87				
12/31/2023	3,676,530	119,140	3,795,670	20,079	406,660	2,151	4,202,330	22,230	43.83	21.17				
TOTAL	949,991,830	30,145,070	980,136,900	5,184,924	189,186,870	1,000,799	1,169,323,770	6,185,723	N/A	N/A				