


RESULTS OF OPERATIONS	Report ID: G-ROR-1A
GAS RATE OF RETURN	
For Month Ended December 31, 2023 Average of Monthly Averages Basis	

AVISTA UTILITIES

Ref/Basis	Account Description	System	Washington	Idaho
G-OPS	Gas Net Operating Income (Loss)			
	Adjustments			
	Adjusted Gas Net Operating Income (Loss)			
G-APL	Gas Net Adjusted Rate Base			
	RATE OF RETURN			



Rate of Return (ROR) is computed using AMA Actual Capital Structure and AMA Actual Debt Cost, and may not reflect results that would be computed for "commission basis" reporting or other regulatory compliance reports.

RESULTS OF OPERATIONS
GAS ALLOCATION PERCENTAGES
For Month Ended December 31, 2023
Average of Monthly Averages Basis

Report ID:
G-ALL-1A

AVISTA UTILITIES

Basis	Ref	Description	Based on Data from:	System	Washington	Idaho
1	Input	System Contract Demand	01-01-2020 thru 12-31-2022	100.000%	68.040%	31.960%
2	Input	Number of Customers Percent	12-01-2023 thru 12-31-2023	273,638 100.000%	178,275 65.150%	95,363 34.850%
3	G-OPS	Direct Distribution Operating Expense Percent	12-01-2023 thru 12-31-2023	1,526,074 100.000%	933,894 61.196%	592,180 38.804%
	Input	Jurisdictional 4-Factor Ratio	01-01-2023 thru 12-31-2023			
		Direct O & M Accounts 798 - 894		6,709,236	4,457,801	2,251,435
		Direct O & M Accounts 901 - 935		2,863,638	2,276,273	587,365
		Total		9,572,874	6,734,074	2,838,800
		Percentage		100.000%	70.345%	29.655%
		Direct Labor				
		Amount: Accounts 798 - 894		7,740,423	5,691,694	2,048,729
		Amount: Accounts 901 - 935		3,085,161	2,173,678	911,483
		Total		10,825,584	7,865,372	2,960,212
		Percentage		100.000%	72.655%	27.345%
		Total Number of Customers		273,638	178,275	95,363
		Percentage		100.000%	65.150%	34.850%
		Total Direct Plant		739,752,207	523,733,815	216,018,392
		Percentage		100.000%	70.799%	29.201%
4		Total Four Factor Allocators Percent		400.000%	278.949%	121.051%
				100.000%	69.737%	30.263%
6	Input	Actual Therms Purchased Percent	12-01-2023 thru 12-31-2023	43,651,363 100.000%	29,713,483 68.070%	13,937,880 31.930%

RESULTS OF OPERATIONS
GAS ALLOCATION PERCENTAGES
 For Month Ended December 31, 2023
 Average of Monthly Averages Basis

Report ID:
G-ALL-1A

AVISTA UTILITIES

Input	Elec/Gas North/Oregon 4-Factor	01-01-2022 thru 12-31-2022	Total	Electric	Gas North	Oregon Gas
	Direct O & M Accts 500 - 894		103,233,265	88,025,167	10,503,123	4,704,975
	Direct O & M Accts 901 - 935		71,769,262	48,332,811	15,977,494	7,458,957
	Direct O & M Accts 901 - 905 Utility 9 Only		4,933,444	3,459,404	1,474,040	XXXXXX
	Adjustments		0			
	Total		179,935,971	139,817,382	27,954,657	12,163,932
	Percentage		100.000%	77.704%	15.536%	6.760%
	Direct Labor Accts 500 - 894		70,184,488	53,395,893	12,110,497	4,678,098
	Direct Labor Accts 901 - 935		28,452,521	21,720,191	3,145,895	3,586,435
	Direct Labor Accts 901 - 905 Utility 9 Only		5,320,240	3,750,140	1,570,100	XXXXXX
	Total		103,957,249	78,866,224	16,826,492	8,264,533
	Percentage		100.000%	75.864%	16.186%	7.950%
	Number of Customers at		788,366	410,798	270,130	107,438
	Percentage		100.000%	52.107%	34.265%	13.628%
	Net Direct Plant		4,431,484,674	3,313,443,980	746,529,039	371,511,655
	Percentage		100.000%	74.771%	16.846%	8.383%
	Total Percentages		400.000%	280.446%	82.833%	36.721%
	Average (CD AA)		100.000%	70.112%	20.708%	9.180%

7

RESULTS OF OPERATIONS
GAS ALLOCATION PERCENTAGES
 For Month Ended December 31, 2023
 Average of Monthly Averages Basis

Report ID:
G-ALL-1A

AVISTA UTILITIES

Input	Gas North/Oregon 4-Factor	01-01-2022 thru 12-31-2022	Total	Electric	Gas North	Oregon Gas
	Direct O & M Accts 580 - 894		14,581,563	0	10,070,421	4,511,142
	Direct O & M Accts 901 - 935		22,667,120	0	15,453,013	7,214,107
	Direct O & M Accts 901 - 905 Utility 9 Only		1,474,040	0	1,474,040	XXXXXX
	Total		38,722,723	0	26,997,474	11,725,249
	Percentage		100.000%	0.000%	69.720%	30.280%
	Direct Labor Accts 580 - 894		12,190,458	0	8,793,619	3,396,839
	Direct Labor Accts 901 - 935		4,332,630	0	2,024,559	2,308,071
	Direct Labor Accts 901 - 905 Utility 9 Only		1,570,100	0	1,570,100	XXXXXX
	Total		18,093,188	0	12,388,278	5,704,910
	Percentage		100.000%	0.000%	68.469%	31.531%
	Number of Customers at		377,568	0	270,130	107,438
	Percentage		100.000%	0.000%	71.545%	28.455%
	Net Direct Plant		1,102,026,774	0	731,821,367	370,205,407
	Percentage		100.000%	0.000%	66.407%	33.593%
	Total Percentages		400.000%	0.000%	276.141%	123.859%
	Average (GD AA)		100.000%	0.000%	69.035%	30.965%

RESULTS OF OPERATIONS
GAS ALLOCATION PERCENTAGES
For Month Ended December 31, 2023
Average of Monthly Averages Basis

Report ID:
G-ALL-1A

AVISTA UTILITIES

Input		01-01-2022 thru 12-31-2022	Total	Electric	Gas North	Oregon Gas
	Elec/Gas North 4-Factor					
	Direct O & M Accts 580 - 894		98,526,243	88,025,167	10,501,076	0
	Direct O & M Accts 901 - 935		64,314,645	48,332,811	15,981,834	0
	Adjustments		0	0	0	0
	Total		162,840,888	136,357,978	26,482,910	0
	Percentage		100.000%	83.737%	16.263%	0.000%
	Direct Labor Accts 580 - 894		65,350,087	53,395,893	11,954,194	0
	Direct Labor Accts 901 - 935		25,394,208	21,720,191	3,674,017	0
	Total		90,744,295	75,116,084	15,628,211	0
	Percentage		100.000%	82.778%	17.222%	0.000%
	Number of Customers at		680,928	410,798	270,130	0
	Percentage		100.000%	60.329%	39.671%	0.000%
	Net Direct Plant		4,005,453,112	3,273,631,745	731,821,367	0
	Percentage		100.000%	81.729%	18.271%	0.000%
	Total Percentages		400.000%	308.573%	91.427%	0.000%
9	Average (CD AN/ID/WA)		100.000%	77.144%	22.856%	0.000%
JP	Gas North/Oregon JP Factor %	01-01-2023 thru 12-31-2023	100.000%	0.000%	90.350%	9.650%
10	Actual Annual Throughput Percent	01-01-2023 thru 12-31-2023	System	Washington	Idaho	
			309,336,642	207,305,518	102,031,124	
			100.000%	67.016%	32.984%	
11	Book Depreciation Percent	12-01-2023 thru 12-31-2023	2,715,912	1,931,959	783,953	
			100.000%	71.135%	28.865%	
12	Net Gas Plant (before ADFIT) - AMA Percent	11-01-2023 thru 12-31-2023	861,793,532	610,989,274	250,804,258	
			100.000%	70.897%	29.103%	
13	G-PLT Net Gas General Plant - AMA Percent	11-01-2023 thru 12-31-2023	0	0	0	
			#DIV/0!	#DIV/0!	#DIV/0!	
14	Net Allocated Schedule M's - AMA Percent	12-01-2023 thru 12-31-2023	-4,909,466	-3,498,942	-1,410,524	
			100.000%	71.269%	28.731%	
99	Input Not Allocated		0.000%	0.000%	0.000%	

RESULTS OF OPERATIONS	Report ID:
GAS OPERATING STATEMENT	G-OPS-1A
For Month Ended December 31, 2023	
Average of Monthly Averages Basis	

AVISTA UTILITIES

***** SYSTEM ***** ***** WASHINGTON ***** ***** IDAHO *****

Ref/Basis	Account	Description	Direct	Allocated	Total	Direct	Allocated	Total	Direct	Allocated	Total
		REVENUES									
		SALES OF GAS:									
99	480000	Residential									
99	4812XX	Commercial - Firm & Interruptible									
99	4813XX	Industrial-Firm									
99	481400	Interruptible									
99	484000	Interdepartmental Revenue									
99	499XXX	Unbilled Revenue									
		TOTAL SALES TO ULTIMATE CUSTOMERS									
		OTHER OPERATING REVENUES:									
99	483XXX	Sales for Resale									
4	488000	Miscellaneous Service Revenues									
99	4893XX	Transportation Revenues									
99	493000	Rent from Gas Property									
99	495010	CCA Allowance Revenue									
99	407310	CCA Allowance Revenue Deferral									
4	495XXX	Other Gas Revenues									
99	496100	Provision for Rate Refund									
99	496110	Provision for Rate Refund-Tax Reform									
		TOTAL OTHER OPERATING REVENUES									
		TOTAL GAS REVENUES									
		PRODUCTION EXPENSES:									
G-804	804/805	City Gate Purchases									
99	808XXX	Net Natural Gas Storage Transactions									
99	811000	Gas Used for Products Extraction									
10	813000	Other Gas Expenses									
99	813010	Gas Technology Institute (GTI) Expenses									
99	813100	CCA Emission Expense									
99	407417	Regulatory Credits-CCA									
		TOTAL PRODUCTION EXPENSES									
		UNDERGROUND STORAGE EXPENSES:									
1	814000	Supervision & Engineering									
1	824000	Other Expenses									
1	837000	Other Equipment									
		TOTAL UNDERGROUND STORAGE OPER EXP									
G-DEPX		Depreciation Expense-Underground Storage									
G-AMTX		Amortization Expense-Underground Storage									
G-OTX		Taxes Other Than FIT									
		TOTAL UG STORAGE DEPR/AMRT/NON-FIT TA									
		TOTAL UNDERGROUND STORAGE EXPENSES									

RESULTS OF OPERATIONS	Report ID:
GAS OPERATING STATEMENT	G-OPS-1A
For Month Ended December 31, 2023	
Average of Monthly Averages Basis	
Ref/Basis Account	Description

AVISTA UTILITIES

***** SYSTEM ***** ***** WASHINGTON ***** ***** IDAHO *****

Direct Allocated Total Direct Allocated Total Direct Allocated Total

Ref/Basis Account	Description	Direct	Allocated	Total	Direct	Allocated	Total	Direct	Allocated	Total
	DISTRIBUTION EXPENSES:									
	OPERATION									
3	870000									
3	871000									
3	874000									
3	875000									
3	876000									
3	877000									
3	878000									
3	879000									
3	880000									
3	881000									
	MAINTENANCE									
3	885000									
3	887000									
3	889000									
3	890000									
3	891000									
3	892000									
3	893000									
3	894000									
	TOTAL DISTRIBUTION OPERATING EXP									
G-DEPX	Depreciation Expense-Distribution									
G-OTX	Taxes Other Than FIT									
	TOTAL DISTR DEPR/AMRT/NON-FIT TAXES									
	TOTAL DISTRIBUTION EXPENSES									

RESULTS OF OPERATIONS	Report ID:
GAS OPERATING STATEMENT	G-OPS-1A
For Month Ended December 31, 2023	
Average of Monthly Averages Basis	

AVISTA UTILITIES

***** SYSTEM ***** ***** WASHINGTON ***** ***** IDAHO *****

Direct Allocated Total Direct Allocated Total Direct Allocated Total

CUSTOMER ACCOUNTS EXPENSES:

2 901000 Supervision

2 902000 Meter Reading Expenses

2 903XXX Customer Records & Collection Expenses

2 904000 Uncollectible Accounts

2 905000 Misc Customer Accounts

TOTAL CUSTOMER ACCOUNTS EXPENSES

CUSTOMER SERVICE & INFO EXPENSES:

G-908 908XXX Customer Assistance Expenses

2 909000 Advertising

2 910000 Misc Customer Service & Info Exp

TOTAL CUSTOMER SERVICE & INFO EXP

SALES EXPENSES:

2 912000 Demonstrating & Selling Expenses

2 913000 Advertising

2 916000 Miscellaneous Sales Expenses

TOTAL SALES EXPENSES

ADMINISTRATIVE & GENERAL EXPENSES:

4 920000 Salaries

4 921000 Office Supplies & Expenses

4 922000 Admin. Expenses Transferred - Credit

4 923000 Outside Services Employed

4 924000 Property Insurance Premium

4 925XXX Injuries and Damages

4 926XXX Employee Pensions and Benefits

4 928000 Regulatory Commission Expenses

4 930000 Miscellaneous General Expenses

4 931000 Rents

4 935000 Maintenance of General Plant

TOTAL ADMIN & GEN OPERATING EXP

--	--	--	--	--	--	--	--	--

RESULTS OF OPERATIONS	Report ID:
GAS OPERATING STATEMENT	G-OPS-1A
For Month Ended December 31, 2023	
Average of Monthly Averages Basis	

AVISTA UTILITIES

***** SYSTEM ***** ***** WASHINGTON ***** ***** IDAHO *****

Ref/Basis Account	Description	Direct	Allocated	Total	Direct	Allocated	Total	Direct	Allocated	Total
G-DEPX	Depreciation Expense-General Plant									
G-AMTX	Amortization Expense - General Plant - 303000									
G-AMTX	Amortization Expense - Misc IT Intangible Plant - 3									
G-AMTX	Amortization Expense-General Plant - 390200, 390									
99	407230 Tax Reform Amortization									
99	407302 Amortization WA Excess Natural Gas Line Extens									
99	407305 Natural Gas Depreciation Study Deferral									
99	407306 Regulatory Debit - AMI Amortization									
99	407307 Regulatory Debit - Existing Meters Deferral Amorti									
99	407311 Regulatory Debit - AFUDC Amortization									
99	407314 Regulatory Debit - FISERVE Amortization									
99	407319 AFUDC Equity DFIT Deferral									
99	407332 Existing Meters/ERTs Excess Depreciation Deferr									
99	407347 COVID-19 Deferred Costs									
99	407357 AMORT OF INTERVENOR FUND DEFER									
99	407359 Insurance Balance Acct O&M - Amort									
99	407381 Voluntary RNG Revenue Offset									
99	407407 Reg. Credits-Amortization Depreciation Benefit									
99	407413 Reg Credits - Williams Outage									
99	407416 Reg. Credits-CCA B&O Tax									
99	407419 Amortization AFUDC Equity Tax Credit									
99	407436 Regulatory Deferral - AMI									
99	407437 Depreciation Deferral									
99	407443 Regulatory Deferral - Reg. Fees									
99	407447 Regulatory Deferral - COVID-19									
99	407452 Regulatory Deferral - Intervenor Funding									
99	407454 Regulatory Deferral - Pension Settlement Deferral									
99	407459 Insurance Balancing									
99	407493 Amortization Remand Residual									
G-OTX	Taxes Other Than FIT--A&G									
	TOTAL A&G DEPR/AMRT/NON-FIT TAXES									
	TOTAL ADMIN & GENERAL EXPENSES									
	TOTAL EXPENSES BEFORE FIT									
	NET OPERATING INCOME (LOSS) BEFORE FIT									
G-FIT	FEDERAL INCOME TAX									
G-FIT	DEFERRED FEDERAL INCOME TAX									
G-FIT	AMORTIZED INVESTMENT TAX CREDIT									
	GAS NET OPERATING INCOME (LOSS)									

ALLOCATION RATIOS:

G-ALL	1	System Contract Demand	100.000%	68.040%	31.960%
G-ALL	2	Number of Customers	100.000%	65.150%	34.850%
G-ALL	3	Direct Distribution Operating Expense	100.000%	61.196%	38.804%
G-ALL	4	Jurisdictional 4-Factor Ratio	100.000%	69.737%	30.263%
G-ALL	10	Actual Annual Throughput	100.000%	67.016%	32.984%
G-ALL	99	Not Allocated	0.000%	0.000%	0.000%

RESULTS OF OPERATIONS	Report ID:
GAS ALLOCATION OF OTHER REVENUE	G-495-1A
For Month Ended December 31, 2023	
Average of Monthly Averages Basis	

AVISTA UTILITIES

Ref/Basis	Account	Description	***** SYSTEM *****			***** WASHINGTON *****			***** IDAHO *****		
			Direct	Allocated	Total	Direct	Allocated	Total	Direct	Allocated	Total
4	495000	Other Gas Revenue-Miscellaneous									
4	495028	Deferred Exchange Reservation									
4	495100	Entitlement Penalties									
4	495280	Other Gas Rev-Decoupling Mechanism									
99	495311	Contra Decoupling Deferral									
4	495328	Residential Decoupling Deferral									
4	495329	Amortization Res Decoupling Deferral									
4	495338	Non-Res Decoupling Deferred Rev									
4	495339	Amortization Non-Res Decoupling									
4	495600	Other Gas Revenue-DSM Lost Margin									
4	495680	Other Gas Revenue-Margin Reduction									
4	495711	Other Gas Revenue-Glendale System									
4	495780	Other Gas Revenue-PPP Recovery									
4	495900	Gas Customers-Other Gas Revenues									
		TOTAL OTHER GAS REVENUES									

ALLOCATION RATIOS:

G-ALL	4	Jurisdictional 4-Factor Ratio	100.000%	69.737%	30.263%
G-ALL	99	Not Allocated	0.000%	0.000%	0.000%

RESULTS OF OPERATIONS	Report ID:
ALLOCATION OF PURCHASED GAS COSTS	G-804-1A
For Month Ended December 31, 2023	
Average of Monthly Averages Basis	

AVISTA UTILITIES

Ref/Basis	Account	Description	***** SYSTEM *****			***** WASHINGTON *****			***** IDAHO *****		
			Direct	Allocated	Total	Direct	Allocated	Total	Direct	Allocated	Total
6	804000	Gas Purchases									
1	804001	Pipeline Demand Costs									
1	804002	Transport Variable Charges									
6	804010	Gas Costs - Fixed Hedge									
6	804014	GTI Contributions									
6	804017	Transaction Fees									
6	804018	Merchandise Processing Fee									
6	804140	Gas Research Contributions									
6	804170	Gas Transaction Fees									
6	804600	Gas Purchases - Financial									
6	804700	Gas Costs - Offsystem Bookout									
6	804711	Gas Costs - Offsystem Bookout Offset									
6	804730	Gas Costs - Intracompany LDC Gas									
6	804999	Off System Gas Purchases									
99	805110	Gas Exp - Rate Amortizations									
99	805111	Amortize ID Holdback									
99	805120	Gas Expense - Rate Deferrals									
		TOTAL PURCHASED GAS COSTS									

ALLOCATION RATIOS:

G-ALL	1	System Contract Demand	100.000%	68.040%	31.960%
G-ALL	6	Actual Therms Purchased	100.000%	68.070%	31.930%
G-ALL	99	Not Allocated	0.000%	0.000%	0.000%

RESULTS OF OPERATIONS	Report ID:
ALLOCATION OF ACCOUNT 908	G-908-1A
For Month Ended December 31, 2023	
Average of Monthly Averages Basis	

AVISTA UTILITIES

Ref/Basi:Account	Description	***** SYSTEM *****			***** WASHINGTON *****			***** IDAHO *****		
		Direct	Allocated	Total	Direct	Allocated	Total	Direct	Allocated	Total
2	908000 Customer Assistance Expense									
99	908600 Public Purpose Tariff Rider Expense Offset									
99	908610 Limited Income Tax Refund Program									
99	908690 Schedule 91 Amortization included in Unbille									
99	908990 DSM Amortization									
	Total Account 908									

ALLOCATION RATIOS:


G-ALL	2	Number of Customers	100.000%	65.150%	34.850%
G-ALL	99	Not Allocated	0.000%	0.000%	0.000%

RESULTS OF OPERATIONS	Report ID: G-INT-1A
INTEREST DEDUCTION FOR FIT--GAS NORTH	
For Month Ended December 31, 2023 Average of Monthly Averages Basis	

AVISTA UTILITIES

Ref/Basis	Description	System	Washington	Idaho
-----------	-------------	--------	------------	-------

	Debt			
1	Capital Structure - Debt Ratio			
2	Cost of Debt			
	Total Cost of Debt			
	Total Weighted Cost			
G-APL	Net Rate Base			
	Interest Deduction for FIT Calculation			
1	AMA Actual Debt Ratio			
2	AMA Actual Debt Cost			




RESULTS OF OPERATIONS	Report ID: G-FIT-1A
FEDERAL INCOME TAXES--GAS For Month Ended December 31, 2023 Average of Monthly Averages Basis	

AVISTA UTILITIES

Ref/Basis	Description	System	Washington	Idaho
-----------	-------------	--------	------------	-------

G-OPS	Calculation of Taxable Operating Income:			
	Operating Revenue			
G-OPS	Operating & Maintenance Expense			
G-OPS	Book Deprec/Amort and Reg Amortizations			
G-OTX	Taxes Other than FIT			
	Net Operating Income Before FIT			
G-INT	Less: Interest Expense			
G-OTX	Less: Idaho ITC Deferral & Amortization			
G-SCM	Schedule M Adjustments			
	Taxable Net Operating Income			
	Tax Rate			
	Federal Income Tax			
G-DTE	Deferred FIT			
G-DTE	Customer Tax Credit Amortization			
99	411400 Amortized Investment Tax Credit			
	Total FIT/Deferred FIT & ITC			



ALLOCATION RATIOS:

G-ALL	99	Not Allocated	0.000%	0.000%	0.000%
-------	----	---------------	--------	--------	--------

RESULTS OF OPERATIONS	Report ID:
GAS SCHEDULE M ADJUSTMENTS	G-SCM-1A
For Month Ended December 31, 2023	
Average of Monthly Averages Basis	

AVISTA UTILITIES

Ref/Basis	Account	Description	***** SYSTEM *****			***** WASHINGTON *****			***** IDAHO *****		
			Direct	Allocated	Total	Direct	Allocated	Total	Direct	Allocated	Total
12	997000	Book Depreciation & Amortization									
12	997001	Contributions In Aid of Construction									
12	997002	Injuries and Damages									
12	997005	FAS106 Current Retiree Medical Accrual									
99	997010	Deferred Gas Credit and Refunds									
12	997016	Redemption Expense Amortization									
99	997018	DSM Tariff Rider									
12	997020	FAS87 Current Pension Accrual									
12	997027	Customer Uncollectibles									
99	997031	Decoupling Mechanism									
12	997032	Interest Rate Swaps									
12	997035	Leases									
12	997048	AFUDC									
12	997049	Tax Depreciation									
12	997055	Deferred Gas Exchange									
99	997065	Amortization of Unbilled Revenue Add-Ins									
12	997080	Book Transportation Depreciation									
12	997081	Deferred Compensation									
4	997082	Meal Disallowances									
12	997083	Paid Time Off									
12	997084	Customer Uncollectibles									
99	997098	Provision for Rate Refund									
12	997101	Repairs 481 (a)									
99	997105	WA Nat Gas Line Extension									
99	997107	MDM System									
99	997108	Provision for Rate Refund-Tax Reform									
99	997109	Tax Reform Amortization									
99	997110	FISERVE									
12	997111	Capitalized Transportation									
12	997114	AFUDC Debt CWIP									
12	997115	AFUDC Equity DFIR Deferral									
12	997118	Depreciation Study Deferral									
12	997119	AFUDC Tax CPI									
12	997120	Transportation Tax Disallowance									
12	997122	Regulatory Fees									
12	997125	COVID-19									
12	997126	Prepaid Expenses									
12	997127	CARES Act SS Deferral									
12	997128	Meters Expensed									
12	997129	Mixed Service Costs (IDD#5)									
12	997138	Intervenor Funding									
12	997139	Pension Settlement									
12	997140	Insurance Balancing									
12	997141	CCA									
12	997143	Depreciation Rate Deferral									
12	997144	Williams Pipeline Outage									
12	997145	Sec 174 Research Costs									
		TOTAL SCHEDULE M ADJUSTMENTS									

ALLOCATION RATIOS:

G-ALL	1	Contract System Demand	100.000%	68.040%	31.960%
G-ALL	2	Number of Customers	100.000%	65.150%	34.850%
G-ALL	4	Jurisdictional 4-Factor Ratio	100.000%	69.737%	30.263%
G-ALL	6	Actual Therms Purchased	100.000%	68.070%	31.930%
G-ALL	11	Book Depreciation	100.000%	71.135%	28.865%
G-ALL	12	Net Gas Plant (before ADFIT) - AMA	100.000%	70.897%	29.103%
G-ALL	99	Not Allocated	0.000%	0.000%	0.000%

RESULTS OF OPERATIONS	Report ID: G-DTE-1A
DEFERRED INCOME TAX EXPENSE--GAS	
For Month Ended December 31, 2023 Average of Monthly Averages Basis	

AVISTA UTILITIES

Ref/Basis	Account	Description	System	Washington	Idaho
-----------	---------	-------------	--------	------------	-------


12	410100	Deferred Federal Income Tax Expense - Allocated			
99	410100	Deferred Federal Income Tax Exp			
		SUBTOTAL			

12	411100	Deferred Federal Income Tax Expense - Allocated			
99	411100	Deferred Federal Income Tax Exp			
		SUBTOTAL			

12	410193	Deferred Federal Income Tax Expense - Allocated			
99	410193	Deferred Federal Income Tax Exp			
		SUBTOTAL			

Total Deferred Federal Income Tax Expense

99	411193	Customer Tax Credit Amortization			
		SUBTOTAL			



ALLOCATION RATIOS:

G-ALL	12	Net Gas Plant (before ADFIT) - AMA	100.000%	70.897%	29.103%
G-ALL	99	Not Allocated	0.000%	0.000%	0.000%


RESULTS OF OPERATIONS	Report ID:
TAXES OTHER THAN FEDERAL INCOME TAX	G-OTX-1A
For Month Ended December 31, 2023	
Average of Monthly Averages Basis	

AVISTA UTILITIES

***** SYSTEM ***** ***** WASHINGTON ***** ***** IDAHO *****

Direct Allocated Total Direct Allocated Total Direct Allocated Total

Ref/Basis	Account	Description
		UNDERGROUND STORAGE
1	408190	R&P Property Tax - Storage
		TOTAL UNDERGROUND STORAGE TAX
		DISTRIBUTION
99	408110	State Excise Tax
99	408120	Municipal Occupation & License Tax
99	408130	Excise Tax
99	408160	Miscellaneous State or Local Tax
99	408170	R&P Property Tax - Distribution
99	409100	State Income Tax
99	411410	State Income Tax-ITC Deferred
99	411420	State Income Tax-ITC Amortization
		TOTAL DISTRIBUTION TAX
		ADMINISTRATIVE & GENERAL
99	408115	Payroll Taxes
		TOTAL A&G TAX
		TOTAL TAXES OTHER THAN FIT



ALLOCATION RATIOS:

G-ALL	1	System Contract Demand	100.000%	68.040%	31.960%
-------	---	------------------------	----------	---------	---------

RESULTS OF OPERATIONS	Report ID:
GAS UTILITY PLANT	G-PLT-1A
For Month Ended December 31, 2023	
Average of Monthly Averages Basis	

AVISTA UTILITIES

***** SYSTEM ***** ***** WASHINGTON ***** ***** IDAHO *****

Ref/Basis	Account	Description	Direct	Allocated	Total	Direct	Allocated	Total	Direct	Allocated	Total
		PLANT IN SERVICE									
		INTANGIBLE PLANT:									
4	303000	Misc Intangible Plant (303000)									
4	3031XX	Misc Intangible IT Plant (3031XX)									
		TOTAL INTANGIBLE PLANT									
		UNDERGROUND STORAGE PLANT:									
1	350XXX	Land & Land Rights									
1	351XXX	Structures & Improvements									
1	352XXX	Wells									
1	353000	Lines									
1	354000	Compressor Station Equipment									
1	355000	Measuring & Regulating Equipment									
1	356000	Purification Equipment									
1	357000	Other Equipment									
		TOTAL UNDERGROUND STORAGE PLANT									
		DISTRIBUTION PLANT:									
6	374200	Land & Land Rights									
6	374400	Land & Land Rights									
6	375000	Structures & Improvements									
6	376000	Mains									
6	378000	Measuring & Reg Station Equip-General									
6	379000	Measuring & Reg Station Equip-City Gate									
6	380000	Services									
6	381XXX	Meters									
6	382000	Meter Installations									
6	383000	House Regulators									
6	384000	House Regulator Installations									
6	385000	Industrial Measuring & Reg Sta Equip									
6	387000	Other Equipment									
		TOTAL DISTRIBUTION PLANT									
		GENERAL PLANT									
4	389XXX	Land & Land Rights									
4	390XXX	Structures & Improvements									
4	391XXX	Office Furniture & Equipment									
4	392XXX	Transportation Equipment									
4	393000	Stores Equipment									
4	394000	Tools, Shop & Garage Equipment									
4	395XXX	Laboratory Equipment									
4	396XXX	Power Operated Equipment									
4	397XXX	Communications Equipment									
4	398000	Miscellaneous Equipment									
		TOTAL GENERAL PLANT									

RESULTS OF OPERATIONS	Report ID:
GAS UTILITY PLANT	G-PLT-1A
For Month Ended December 31, 2023	
Average of Monthly Averages Basis	

AVISTA UTILITIES

Ref/Basis	Account	Description	***** SYSTEM *****			***** WASHINGTON *****			***** IDAHO *****		
			Direct	Allocated	Total	Direct	Allocated	Total	Direct	Allocated	Total
		TOTAL PLANT IN SERVICE									
		ACCUMULATED DEPRECIATION									
G-ADEP		Underground Storage									
G-ADEP		Distribution Plant									
G-ADEP		General Plant									
		TOTAL ACCUMULATED DEPRECIATION									
		ACCUMULATED AMORTIZATION									
G-AAMT		General Plant - 303000									
G-AAMT		Misc IT Intangible Plant - 3031XX									
G-AAMT		Underground Storage									
G-AAMT		General Plant - 390200, 396200									
		TOTAL ACCUMULATED AMORTIZATION									
		TOTAL ACCUMULATED DEPR/AMORT									
		NET GAS UTILITY PLANT before DFIT									
		ACCUMULATED DFIT									
12	282900	ADFIT - Gas Plant In Service									
4, 12	282900	ADFIT - Common Plant (282900 from C-DT									
4	282919	ADFIT - Common Plant (282919 from C-DT									
4	283750	ADFIT - Common Plant (283750 from C-DT									
12	283850	ADFIT - Gas portion of Bond Redemptions									
		TOTAL ACCUMULATED DFIT									
		NET GAS UTILITY PLANT									

ALLOCATION RATIOS:

G-ALL	1	System Contract Demand	100.000%	68.040%	31.960%
G-ALL	4	Jurisdictional 4-Factor Ratio	100.000%	69.737%	30.263%
G-ALL	6	Actual Therms Purchased	100.000%	68.070%	31.930%
G-ALL	12	Net Gas Plant (before ADFIT) - AMA	100.000%	70.897%	29.103%

RESULTS OF OPERATIONS	Report ID:
ADJUSTMENTS TO NET GAS UTILITY PLANT	G-APL-1A
For Month Ended December 31, 2023	
Average of Monthly Averages Basis	

AVISTA UTILITIES

Ref/Basis	Account	Description	***** SYSTEM *****			***** WASHINGTON *****			***** IDAHO *****		
			Direct	Allocated	Total	Direct	Allocated	Total	Direct	Allocated	Total
G-PLT		NET GAS PLANT IN SERVICE									
		OTHER ADJUSTMENTS:									
4	108121	AMI Existing Meters/ERTs Deferral A/D									
4	182332	Regulatory Asset - AFUDC									
4	182318	Accumulated Amortization - AFUDC									
1	117100	Gas Stored - Recoverable Base Gas									
1	164100	Gas Inventory--Jackson Prairie									
1	164115	Gas Inventory--Clay Basin									
99	182331	Regulatory Asset-Deferred Pre-AMI Meters/ERTs									
99	182337	Regulatory Asset-Deferred AMI Costs									
99	283436	ADFIT-Deferred AMI Costs									
4	252000	Customer Advances									
99	254393	Regulatory Liability-Customer Tax Credit									
99	190393	ADFIT-Customer Tax Credit									
99	235199	Customer Deposits									
99	254911	Rate Base-Regulatory Liability-Nonplant Excess									
99	182302	WA Excess Nat Gas Line Extension									
99	283302	ADFIT - WA Excess Nat Gas Line Extension									
C-WKC		Working Capital									
99	186710	DSM Programs									
		TOTAL OTHER ADJUSTMENTS									
		NET RATE BASE									

ALLOCATION RATIOS:

G-ALL	1	System Contract Demand	100.000%	68.040%	31.960%
G-ALL	4	Jurisdictional 4-Factor Ratio	100.000%	69.737%	30.263%
G-ALL	99	Not Allocated	0.000%	0.000%	0.000%

RESULTS OF OPERATIONS	Report ID:
GAS-NORTH DEPRECIATION EXPENSE	G-DEPX-1A
For Month Ended December 31, 2023	
Average of Monthly Averages Basis	

AVISTA UTILITIES

Ref/Basis	System Total	Assigned or Allocated to Electric	Assigned or Allocated to Gas-North	Assigned or Allocated to Gas-South	***** GAS-NORTH *****			***** WASHINGTON *****			***** IDAHO *****	
					Direct	Allocated	Total	Direct	Allocated	Total	Direct	Allocated
Electric Production												
Steam (ED-AN)												
Steam (ED-ID)												
Steam (ED-WA)												
Hydro (ED-AN)												
Other (ED-AN)												
Total Electric Production												
Electric Transmission												
ED-AN												
ED-ID												
ED-WA												
Total Electric Transmission												
Electric Distribution												
ED-AN												
ED-ID												
ED-WA												
Total Electric Distribution												
Gas Underground Storage												
1 GD-AN												
GD-OR												
Total Gas Underground Storage												
Gas Distribution												
6 GD-AN												
GD-ID												
GD-WA												
GD-OR												
Total Gas Distribution												
General Plant												
ED-AN												
ED-ID												
ED-WA												
7,4 CD-AA												
9,4 CD-AN												
9 CD-ID												
9 CD-WA												
8,4 GD-AA												
4 GD-AN												
GD-ID												
GD-WA												
GD-OR												
Total General Plant												
Total Depreciation Expense												

Allocation Ratios:		Electric	Gas-North	Gas-South	Jurisdiction -		Washington	Idaho
7	Elec/Gas North/Oregon 4-Factor	70.112%	20.708%	9.180%	1	System Contract Demand	68.040%	31.960%
8	Gas North/Oregon 4-Factor	0.000%	69.035%	30.965%	4	Jurisdictional 4-Factor Ratio	69.737%	30.263%
9	Elec/Gas North 4-Factor	77.144%	22.856%	0.000%	6	Actual Therms Purchased	68.070%	31.930%

RESULTS OF OPERATIONS	Report ID:
GAS-NORTH AMORTIZATION EXPENSE	G-AMTX-1A
For Month Ended December 31, 2023	
Average of Monthly Averages Basis	

AVISTA UTILITIES

Ref/Basis	System Total	Assigned or Allocated to Electric	Assigned or Allocated to Gas-North	Assigned or Allocated to Gas-South	***** GAS-NORTH *****			***** WASHINGTON *****			***** IDAHO *****			
					Direct	Allocated	Total	Direct	Allocated	Total	Direct	Allocated	Total	
Production/Transmission														
Franchises (302000)	ED-AN													
Misc Intangible Plt (303000)	ED-AN													
Total Production/Transmission														
Distribution														
Franchises (302000)	ED-WA													
Misc Intangible Plt (303000)	ED-WA													
Total Distribution														
General Plant - 303000														
7,4	CD-AA													
9,4	CD-AN													
	GD-ID													
	GD-WA													
	GD-OR													
Total General Plant - 303000														
Miscellaneous IT Intangible Plant - 3031XX														
7,4	CD-AA													
9,4	CD-AN													
9,4	CD-ID													
9,4	CD-WA													
	ED-AN													
	ED-ID													
	ED-WA													
8,4	GD-AA													
4	GD-AN													
	GD-OR													
Total Miscellaneous IT Intangible Plant - 3031XX														
Gas Underground Storage														
1	GD-AN													
Total Gas Underground Storage														
General Plant - 390200, 396200														
7,4	CD-AA													
4	ED-AN													
	GD-OR													
Total General Plant- 390200, 396200														
Total Amortization Expense														

Allocation Ratios:		Electric	Gas-North	Gas-South	Jurisdiction -		Washington	Idaho
Service -								
7	Elec/Gas North/Oregon 4-Factor	70.112%	20.708%	9.180%	1	System Contract Demand	68.040%	31.960%
8	Gas North/Oregon 4-Factor	0.000%	69.035%	30.965%	4	Jurisdictional 4-Factor Rati	69.737%	30.263%
9	Elec/Gas North 4-Factor	77.144%	22.856%	0.000%				

RESULTS OF OPERATIONS	Report ID:
GAS-NORTH ACCUMULATED DEPRECIATION	G-ADEP-1A
For Month Ended December 31, 2023	
Average of Monthly Averages Basis	

AVISTA UTILITIES

Ref/Basis	System Total	Assigned or Allocated to Electric	Assigned or Allocated to Gas-North	Assigned or Allocated to Gas-South	***** GAS-NORTH *****			***** WASHINGTON *****			***** IDAHO *****			
					Direct	Allocated	Total	Direct	Allocated	Total	Direct	Allocated	Total	
Electric Production														
	Steam (ED-AN)													
	Steam (ED-ID)													
	Steam (ED-WA)													
	Hydro (ED-AN)													
	Other (ED-AN)													
Total Electric Production														
Electric Transmission														
	ED-AN													
	ED-ID													
	ED-WA													
Total Electric Transmission														
Electric Distribution														
	ED-AN													
	ED-ID													
	ED-WA													
Total Electric Distribution														
Gas Underground Storage														
1	GD-AN													
	GD-OR													
Total Gas Underground Storage														
Gas Distribution														
6	GD-AN													
	GD-ID													
	GD-WA													
	GD-OR													
Total Gas Distribution														
General Plant														
	ED-AN													
	ED-ID													
	ED-WA													
7,4	CD-AA													
9,4	CD-AN													
9	CD-ID													
9	CD-WA													
8,4	GD-AA													
4	GD-AN													
	GD-ID													
	GD-WA													
	GD-OR													
Total General Plant														
Total Accumulated Depreciation														

Allocation Ratios:					Jurisdiction -			
Service -		Electric	Gas-North	Gas-South		Washington	Idaho	
7	Elec/Gas North/Oregon 4-Factor	70.112%	20.708%	9.180%	1	System Contract Demand	68.040%	31.960%
8	Gas North/Oregon 4-Factor	0.000%	69.035%	30.965%	4	Jurisdictional 4-Factor Ratio	69.737%	30.263%
9	Elec/Gas North 4-Factor	77.144%	22.856%	0.000%	6	Actual Therms Purchased	68.070%	31.930%

RESULTS OF OPERATIONS	Report ID:
GAS-NORTH ACCUMULATED AMORTIZATION	G-AAMT-1A
For Month Ended December 31, 2023	
Average of Monthly Averages Basis	

AVISTA UTILITIES

Ref/Basis	System Total	Assigned or Allocated to Electric	Assigned or Allocated to Gas-North	Assigned or Allocated to Gas-South	***** GAS-NORTH *****			***** WASHINGTON *****			***** IDAHO *****			
					Direct	Allocated	Total	Direct	Allocated	Total	Direct	Allocated	Total	
Production/Transmission														
Franchises (302000)	ED-AN													
Misc Intangible Plt (303000)	ED-AN													
Total Production/Transmission														
Distribution														
Franchises (302000)	ED-WA													
Misc Intangible Plt (303000)	ED-WA													
Total Distribution														
General Plant - 303000														
7,4	CD-AA													
9,4	CD-AN													
	GD-ID													
	GD-WA													
	GD-OR													
Total General Plant - 303000														
Miscellaneous IT Intangible Plant - 3031XX														
7,4	CD-AA													
9,4	CD-AN													
9	CD-ID													
9	CD-WA													
	ED-AN													
	ED-ID													
	ED-WA													
8,4	GD-AA													
4	GD-AN													
	GD-OR													
Total Miscellaneous IT Intangible Plant - 3031X														
Gas Underground Storage														
1	GD-AN													
Total Gas Underground Storage														
General Plant - 390200, 396200														
7,4	CD-AA													
9	CD-ID													
9	CD-WA													
4	ED-AN													
	ED-WA													
	GD-WA													
	GD-OR													
Total General Plant - 390200, 396200														
Total Accumulated Amortization														

Allocation Ratios:				Jurisdiction -			
Service -		Electric	Gas-North	Gas-South		Washington	Idaho
7	Elec/Gas North/Oregon 4-Factor	70.112%	20.708%	9.180%	1	System Contract Demand	31.960%
8	Gas North/Oregon 4-Factor	0.000%	69.035%	30.965%	4	Jurisdictional 4-Factor Ratio	30.263%
9	Elec/Gas North 4-Factor	77.144%	22.856%	0.000%			

RESULTS OF OPERATIONS	Report ID:
COMMON GENERAL PLANT	C-GPL-1A
For Month Ended December 31, 2023	
Average of Monthly Averages Basis	

AVISTA UTILITIES

Gas-North Copy

***** ELECTRIC ***** ***** GAS NORTH ***** ***** OREGON GAS *****

Ref/Basis	Account	Description	Total	Direct-WA	Direct-ID	Allocated	Total	Direct-WA	Direct-ID	Allocated	Total	Direct-OR	Allocated	Total
	389XXX	Land & Land Rights												
99		ED-WA / ID / AN												
99		GD-WA / ID / AN												
99		GD-OR / AS												
8		GD-AA												
7		CD-AA												
9		CD-WA / ID / AN												
		<u>TOTAL ACCOUNT</u>												
	390XXX	Structures & Improvements												
99		ED-WA / ID / AN												
99		GD-WA / ID / AN												
99		GD-OR / AS												
8		GD-AA												
7		CD-AA												
9		CD-WA / ID / AN												
		<u>TOTAL ACCOUNT</u>												
	391XXX	Office Furniture & Equipment												
99		ED-WA / ID / AN												
99		GD-WA / ID / AN												
99		GD-OR / AS												
8		GD-AA												
7		CD-AA												
9		CD-WA / ID / AN												
		<u>TOTAL ACCOUNT</u>												
	392XXX	Transportation Equipment												
99		ED-WA / ID / AN												
99		GD-WA / ID / AN												
99		GD-OR / AS												
8		GD-AA												
7		CD-AA												
9		CD-WA / ID / AN												
		<u>TOTAL ACCOUNT</u>												

RESULTS OF OPERATIONS	Report ID:
COMMON GENERAL PLANT	C-GPL-1A
For Month Ended December 31, 2023	
Average of Monthly Averages Basis	

AVISTA UTILITIES

Gas-North Copy

***** ELECTRIC ***** ***** GAS NORTH ***** ***** OREGON GAS *****

Ref/Basis	Account	Description	Total	Direct-WA	Direct-ID	Allocated	Total	Direct-WA	Direct-ID	Allocated	Total	Direct-OR	Allocated	Total
	393000	Stores Equipment												
99		ED-WA / ID / AN												
99		GD-WA / ID / AN												
99		GD-OR / AS												
8		GD-AA												
7		CD-AA												
9		CD-WA / ID / AN												
		<u>TOTAL ACCOUNT</u>												
	394000	Tools, Shop, & Garage Equip												
99		ED-WA / ID / AN												
99		GD-WA / ID / AN												
99		GD-OR / AS												
8		GD-AA												
7		CD-AA												
9		CD-WA / ID / AN												
		<u>TOTAL ACCOUNT</u>												
	394100	Electric Charging Stations												
99		ED-WA / ID / AN												
99		GD-WA / ID / AN												
99		GD-OR / AS												
8		GD-AA												
7		CD-AA												
9		CD-WA / ID / AN												
		<u>TOTAL ACCOUNT</u>												
	395000	Laboratory Equipment												
99		ED-WA / ID / AN												
99		GD-WA / ID / AN												
99		GD-OR / AS												
8		GD-AA												
7		CD-AA												
9		CD-WA / ID / AN												
		<u>TOTAL ACCOUNT</u>												

RESULTS OF OPERATIONS	Report ID:
COMMON GENERAL PLANT	C-GPL-1A
For Month Ended December 31, 2023	
Average of Monthly Averages Basis	

AVISTA UTILITIES
Gas-North Copy

Ref/Basis	Account	Description	Total	***** ELECTRIC *****			***** GAS NORTH *****			***** OREGON GAS *****		
				Direct-WA	Direct-ID	Allocated	Total	Direct-WA	Direct-ID	Allocated	Total	Direct-OR
	396XXX	Power Operated Equipment										
99		ED-WA / ID / AN										
99		GD-WA / ID / AN										
99		GD-OR / AS										
8		GD-AA										
7		CD-AA										
9		CD-WA / ID / AN										
		<u>TOTAL ACCOUNT</u>										
	397XXX	Communication Equipment										
99		ED-WA / ID / AN										
99		GD-WA / ID / AN										
99		GD-OR / AS										
8		GD-AA										
7		CD-AA										
9		CD-WA / ID / AN										
		<u>TOTAL ACCOUNT</u>										
	398000	Miscellaneous Equipment										
99		ED-WA / ID / AN										
99		GD-WA / ID / AN										
99		GD-OR / AS										
8		GD-AA										
7		CD-AA										
9		CD-WA / ID / AN										
		<u>TOTAL ACCOUNT</u>										
		<u>TOTAL GENERAL PLANT</u>										

ALLOCATION RATIOS:

G-ALL							
G-ALL	7	Elec/Gas North/Oregon 4-Factor	100.000%	70.112%	20.708%	9.180%	
G-ALL	8	Gas North/Oregon 4-Factor	100.000%	0.000%	69.035%	30.965%	
G-ALL	9	Elec/Gas North 4-Factor	100.000%	77.144%	22.856%	0.000%	
G-ALL	99	Not Allocated	0.000%	0.000%	0.000%	0.000%	

RESULTS OF OPERATIONS	Report ID:
COMMON INTANGIBLE PLANT	C-IPL-1A
For Month Ended December 31, 2023	
Average of Monthly Averages Basis	

AVISTA UTILITIES
Gas-North Copy

Ref/Basis	Account	Description	***** ELECTRIC *****			***** GAS NORTH *****			***** OREGON GAS*****				
			Total	Direct-WA	Direct-ID	Allocated	Total	Direct-WA	Direct-ID	Allocated	Total	Direct-OR	Allocated
	303000	Intangible Plant											
99		ED-WA / ID / AN											
99		GD-WA / ID / AN											
99		GD-OR / AS											
8		GD-AA											
7		CD-AA											
9		CD-WA / ID / AN											
		<u>TOTAL ACCOUNT</u>											
	303100	Misc Intangible Plant--Mai											
99		ED-WA / ID / AN											
99		GD-WA / ID / AN											
99		GD-OR / AS											
8		GD-AA											
7		CD-AA											
9		CD-WA / ID / AN											
		<u>TOTAL ACCOUNT</u>											
	30310X	Misc Intangible Plant--Ter											
99		ED-WA / ID / AN											
99		GD-WA / ID / AN											
99		GD-OR / AS											
8		GD-AA											
7		CD-AA											
9		CD-WA / ID / AN											
		<u>TOTAL ACCOUNT</u>											
	303110	Misc Intangible Plant--PC											
99		ED-WA / ID / AN											
99		GD-WA / ID / AN											
99		GD-OR / AS											
8		GD-AA											
7		CD-AA											
8		CD-WA / ID / AN											
		<u>TOTAL ACCOUNT</u>											
	303115	Misc Intangible Plant--PC											
99		ED-WA / ID / AN											
99		GD-WA / ID / AN											
99		GD-OR / AS											
8		GD-AA											
7		CD-AA											
8		CD-WA / ID / AN											
		<u>TOTAL ACCOUNT</u>											

RESULTS OF OPERATIONS	Report ID:
COMMON INTANGIBLE PLANT	C-IPL-1A
For Month Ended December 31, 2023	
Average of Monthly Averages Basis	

AVISTA UTILITIES
Gas-North Copy

Ref/Basis	Account	Description	***** ELECTRIC *****			***** GAS NORTH *****			***** OREGON GAS*****				
			Total	Direct-WA	Direct-ID	Allocated	Total	Direct-WA	Direct-ID	Allocated	Total	Direct-OR	Allocated
	303120	Misc Intangible Plant--Soft											
99		ED-WA / ID / AN											
99		GD-WA / ID / AN											
99		GD-OR / AS											
8		GD-AA											
7		CD-AA											
8		CD-WA / ID / AN											
		<u>TOTAL ACCOUNT</u>											
	303121	Misc Intangible Plant--AM											
99		ED-WA / ID / AN											
99		GD-WA / ID / AN											
99		GD-OR / AS											
8		GD-AA											
7		CD-AA											
9		CD-WA / ID / AN											
		<u>TOTAL ACCOUNT</u>											
	30313X	Misc Intangible Plant--Ter											
99		ED-WA / ID / AN											
99		GD-WA / ID / AN											
99		GD-OR / AS											
8		GD-AA											
7		CD-AA											
9		CD-WA / ID / AN											
		<u>TOTAL ACCOUNT</u>											
		<u>TOTAL</u>											

ALLOCATION RATIOS:

G-ALL	7	Elec/Gas North/Oregon 4-Factor	100.000%	70.112%	20.708%	9.180%
G-ALL	8	Gas North/Oregon 4-Factor	100.000%	0.000%	69.035%	30.965%
G-ALL	9	Elec/Gas North 4-Factor	100.000%	77.144%	22.856%	0.000%
G-ALL	99	Not Allocated	0.000%	0.000%	0.000%	0.000%

RESULTS OF OPERATIONS	Report ID: C-DTX-1A
COMMON ACCUMULATED DEFERRED FIT	
For Month Ended December 31, 2023 Average of Monthly Averages Basis	


AVISTA UTILITIES

Gas-North Copy

Ref/Basis	Account Description	Total	Electric	Gas North	Oregon Gas
-----------	---------------------	-------	----------	-----------	------------

ADFIT - Common Plant (For Report APL)

7	282900	CD-AA			
8	282900	GD-AA			
9	282900	CD-WA / ID / AN			
7	282919	CD-AA			
7	283750	CD-AA			
		Total			



ALLOCATION RATIOS:

G-ALL	7	Elec/Gas North/Oregon 4-Factor	100.000%	70.112%	20.708%	9.180%
G-ALL	8	Gas North/Oregon 4-Factor	100.000%	0.000%	69.035%	30.965%
G-ALL	9	Elec/Gas North 4-Factor	100.000%	77.144%	22.856%	0.000%
G-ALL	99	Not Allocated	0.000%	0.000%	0.000%	0.000%

RESULTS OF OPERATIONS	Report ID: C-WKC-1A
COMMON WORKING CAPITAL	
For Month Ended December 31, 2023 Average of Monthly Averages Basis	

AVISTA UTILITIES

Gas-North Copy

Ref/Basis	Account Description	***** SYSTEM *****				***** ELECTRIC *****		***** GAS NORTH *****		*GAS SOUTH*
		Washington	Idaho	Oregon	Total	Washington	Idaho	Washington	Idaho	Oregon
1	151120 Fuel Stock Coal-Colstrip									
1	151210 Fuel Stock Hog Ffuel-KFGS									
7/4	154100 Plant Materials & Oper Supplies									
1	154300 Plant Materials & Oper Supplies - CS2									
1	154400 Plant Materials & Oper Supplies - Colstrip									
7/4	154500 Supply Chain Receiving Inventory									
7/4	154550 Supply Chain Average Cost Variance									
7/4	154560 Supply Chain Invoice Price Variance									
99	163998 Common Working Capital									
99	163999 Investor-Supplied Working Capital									
	TOTAL									

ALLOCATION RATIOS:		Electric	Gas-North	Gas-South	Idaho Electric	Idaho Gas	Oregon Gas
7/4	Jur Rollup/Jurisdictional 4-Factor Ratios	70.112%	20.708%	9.180%	31.297%	30.263%	100.000%
99	Not Allocated						