

Yakima Waste Systems, Inc.
Income Statement
2020-12

Districts/Grouping: 2195 Exclude IC: CONFIDENTIAL PER WAC 480-07-160
 System:

	Jan-20	Feb-20	Mar-20	Apr-20	May-20	Jun-20	Jul-20	Aug-20	Sep-20	Oct-20	Nov-20	Dec-20	Total
98501 Days - Weekdays	23	20	22	22	21	22	23	21	22	22	21	23	262
Gross Profit	[REDACTED]												
Sales Exp													
70010 Salaries													
70020 Wages Regular													
70025 Wages O.T.													
70036 Other Bonus/Commission - Non-Safety													
70050 Payroll Taxes													
70060 Group Insurance													
70065 Vacation Pay													
70070 Sick Pay													
70086 Safety and Training													
70095 Empl & Commun Activ													
70105 Employee Relocation													
70110 Contributions													
70116 Pension and Profit Sharing													
70147 Bldg & Property Maint													
70148 Allocated Exp In - District													
70165 Communications													
70167 Cellular Telephone													
70175 Non-Qualifying Operating Lease Expens													
70185 Postage													
70190 Registration Fees													
70195 Dues and Subscriptions													
70200 Travel													
70201 Entertainment													
70205 Travel - Auto													
70206 Meals													
70210 Office Supplies and Equip													
70214 Credit Card Fees													
70220 Sponsorships													
70225 Advertising and Promotions													
70231 Recruitment Advertising & Expenses													
70235 Legal													
70255 Other Prof Fees													
70300 Data Processing													
70301 Computer Software													
70302 Computer Supplies													
70303 Software License Fees													
70310 Bad Debt Provision													
70320 Credit and Collection													
70324 Penalties and Violations													
70336 Coffee Bar													
G&A													
70149 Corporate Overhead Allocation In													
Corp Overhead													
Total SG&A													
EBITDA													
Watch list EBITDA													
51260 Depreciation													

5150

- ACT

5220

-

5220

-

5220

-

5230

-

5230

-

5242

-

5242

-

4115

- COMM CUST

5242

-

5242

- BILLED CUST

5260

-

5260

- TONS

5260

-

5260

- DH

5260

-

5270

-

5320

-

5340

-

(0)

Yakima Waste Systems, Inc. G-98
Restating Adjustments
Test Year Ended December 31, 2020

Reconcile Revenue to Detailed Billing Records and Determine Regulated vs. Non-Regulated Breakout

imm

Bad Debt Calculation

Write-offs

Beginning test period	992,962	11902
Ending test period	<u>1,069,183</u>	
Write-off	76,220	

Recoveries

Beginning test period	248,198	11903
Ending test period	<u>278,291</u>	
Net recovery	30,093	

Actual write off expense 46,127

Income Statement 63,923

Adjustment Acct 4670 (17,796)



Bad Debt Expense 46,127

Revenue 18,431,944

Bad Debt Percent 0.25% For LG Input

Adjust WUTC Fee to Actual

Regulated Revenue	12,274,606
UTC Fee	0.5100%
	<hr/>
	62,600
Per IS	62,460
	<hr/>
	140

Forward Looking Wage Increases:

Residential Garbage Drivers	80,241		
Roll Off Driver	27,865		
Residential Recycling	1,695		
Commercial Recycling	3,567		
Commercial Garbage	11,014		
Delivery Drivers	1,692		
MRF	6,523		
Adjustment 50020	132,597	-	check

Mechanics 52020	60,101		
Maintenance Manager 52010	3,005		
Office Salaried 70010	9,564		
Office Hourly 70020	59,910		
Supervisors 56010	7,473		
Container 55020	1,934		
	141,986	-	check

Wage Increases Adjust 274,583

Reclass PR Tax:

Drivers 50050	10,144		
Mechanics 52020	4,828		
Office Salaried/Hourly 70010/70020	5,315		
Supervisors 56010	572		
Container 55020	148		
Adjust PR Tax	21,006		

Customer Notification:

Residential	12,684	0.60	\$	7,611
Commercial	8,582	0.60	\$	5,149
Roll-off	414	0.60	\$	248
	<i>check</i>	-	\$	13,008

Notification Cost Amortized over 24-months \$6,504





Dump Fee Increase - 1/1/2021

Yakima DF Filing - Resi/Comm 97,367.61

Disposal Increase - TG-200916. Forward looking adjustment made to set revenue and expense base to what it will be as of 1/1/2021

Yakima DF Filing - RO 84,134.96

Disposal Increase - TG-200916. Forward looking adjustment made to set revenue and expense base to what it will be as of 1/1/2021

Yakima Waste Systems, Inc. G-98
Allocators for Regulated, Non-Regulated and by Line of Business
Test Year Ended December 31, 2020

Line of Business	Regulated	Non-Regulated	Total
Customer Counts			
[Redacted]			
			Driv
[Redacted]			
[Redacted]			-
			-
			-
			-
			-

0.95

Con

Regulated Non-Reg Cities Total

Commercial Containers

Total

MSW 95%
Recycling 5%

Rec	Regulated	Non-Regulated	Total
[Redacted Content]			

Yakima Waste Systems, Inc. G-98
January 1, 2020 - December 31, 2020

Increases per LG:			
Garbage	5.27%	0.75%	6.02%
Recycling	23.54%	0.00%	23.54%
Yard Waste	5.25%	0.00%	5.25%

	Current Tariff Rates	Rate Increase	Proposed 4/1/2021 Rates
Item 50, pg 16			
Returned check charge:	12.20	0.73	12.93
Item 51, pg 17			
Restart fees	12.60	0.76	13.36
Item 52, pg 17			
Redelivery, toter, carts:	16.30	0.98	17.28
Item 55, pg 18			
Oversized can	1.96	0.12	2.08
Item 60, pg 18			
Overtime charge per hr:	48.75	2.93	51.68
Minimum	48.75	2.93	51.68
Item 70, pg 19			
Return Trip:			
Cans	4.53	0.27	4.80
Drum	4.53	0.27	4.80
Bale	4.53	0.27	4.80
Litter receptacle	4.53	0.27	4.80
Toter - 48 Gal	4.53	0.27	4.80
Toter - 64 Gal	4.53	0.27	4.80
Toter - 96 Gal	4.53	0.27	4.80
Recycling container	4.53	1.07	5.60 R
Item 80, pg 21			
Carry-Out:			
Residential:			
5-25 feet	0.30	0.02	0.32
25- plus add	0.12	0.01	0.13
Commercial:			
5-25 feet	0.33	0.02	0.35
25- plus add	0.15	0.01	0.16
Drive-in:			
125-250 feet	0.87	0.05	0.92
Commercial:			
125-250 feet	0.87	0.05	0.92
Item 90, pg 22			
Stairs - each step	0.07	0.00	0.07
Overhead Obstruction	0.24	0.01	0.25
Sunken	0.15	0.01	0.16
Item 100, pg 23			
Mini	6.30	0.38	6.68
1 can	7.93	0.48	8.41
2 can	10.46	0.63	11.09
3 can	13.01	0.78	13.79
4 can	15.54	0.94	16.48
5 can	18.37	1.11	19.48
6 can	21.62	1.30	22.92
1 can per month	4.65	0.28	4.93
Recycling:			
EOWR	8.97	2.11	11.08 R
Yard Waste:			
EOWY	10.18	0.53	10.71 YW
Automated:			
48-gal	11.31	0.68	11.99
64-gal	11.88	0.71	12.59
96-gal	14.57	0.88	15.45
Item 100, pg 24			
Roll Out	1.29	0.08	1.37
Occasional Extra	2.30	0.14	2.44
48-gal additional unit	3.48	0.21	3.69
64-gal additional unit	4.58	0.28	4.86

Yakima Waste Systems, Inc. G-98
January 1, 2020 - December 31, 2020

Increases per LG:			
Garbage	5.27%	0.75%	6.02%
Recycling	23.54%	0.00%	23.54%
Yard Waste	5.25%	0.00%	5.25%

	Current Tariff Rates	Rate Increase	Proposed 4/1/2021 Rates
96-gal additional unit	6.85	0.41	7.26
Bag	2.30	0.14	2.44
On Call	4.65	0.28	4.93
Toter Replacement	45.12	2.71	47.83

Item 105, pg 27

32-gal	1.60	0.10	1.70
48-gal	2.73	0.16	2.89
64-gal	3.51	0.21	3.72
96-gal	5.08	0.31	5.39
32-gal additional	2.35	0.14	2.49
48-gal additional unit	3.53	0.21	3.74
64-gal additional unit	4.68	0.28	4.96
96-gal additional unit	6.97	0.42	7.39

Special Pickup Charge:

32-gal	2.59	0.16	2.75
48-gal	4.39	0.26	4.65
64-gal	5.66	0.34	6.00
96-gal	8.21	0.49	8.70

Minimum Charge:

1 can	6.96	0.42	7.38
48-gal additional unit	11.83	0.71	12.54
64-gal additional unit	15.20	0.91	16.11
96-gal additional unit	22.01	1.32	23.33

On Call	2.48	0.15	2.63
Additional Unit	2.00	0.12	2.12
Toter Replacement	45.12	2.71	47.83

Item 130, pg 28

litter Receptacle	2.99	0.18	3.17
Minimum Monthly Charge	12.84	0.77	13.61

Item 150, pg 28

Loose and Bulky	7.84	0.47	8.31
Additional	7.07	0.43	7.50
Minimum	7.84	0.47	8.31
Carry Chrg	2.88	0.17	3.05

Item 160, pg 29

Single Rear Drive Axle:

Truck and Driver:

Non-packer	79.63	4.79	84.42
Packer	79.63	4.79	84.42
RO	79.63	4.79	84.42

Each Extra Person:

Non-packer	52.13	3.14	55.27
Packer	52.13	3.14	55.27
RO	52.13	3.14	55.27

Minimum Charge:

Non-packer	79.63	4.79	84.42
Packer	79.63	4.79	84.42
RO	79.63	4.79	84.42

Tandem Rear Drive Axle:

Truck and Driver:

Packer	91.08	5.48	96.56
RO	91.08	5.48	96.56

Minimum Charge:

Packer	52.13	3.14	55.27
RO	52.13	3.14	55.27

Minimum Charge:

Packer	91.08	5.48	96.56
RO	91.08	5.48	96.56

Item 205, pg 31

Yakima Waste Systems, Inc. G-98
January 1, 2020 - December 31, 2020

Increases per LG:			
Garbage	5.27%	0.75%	6.02%
Recycling	23.54%	0.00%	23.54%
Yard Waste	5.25%	0.00%	5.25%

	Current Tariff Rates	Rate Increase	Proposed 4/1/2021 Rates
Roll-Out:			
Container	4.38	0.26	4.64
Over 25 fee	0.91	0.05	0.96
Cart, Total	1.27	0.08	1.35
Item 207, pg 32			
Excess Weight:			
1.25 yard	3.83	0.23	4.06
1.5 yard	4.66	0.28	4.94
3 yard	9.27	0.56	9.83
4 yard	12.31	0.74	13.05
6 yard	18.37	1.11	19.48
8 yard	24.30	1.46	25.76
48-gal	0.73	0.04	0.77
64-gal	0.94	0.06	1.00
96-gal	1.39	0.08	1.47
Item 210, pg 33			
Washing:			
Per yard	5.55	0.33	5.88
Minimum, 6 yard	33.33	2.01	35.34
Carts/toter	8.59	0.52	9.11
Redelivery:			
Up to 8 yard	23.72	1.43	25.15
Over 8 yard	37.87	2.28	40.15
Item 230, pg 34			
Disposal Fees:			
Refuse	36.68		36.68
Yard Waste	18.34		18.34
Mixed	36.68		36.68
Item 240, pg 35			
Permanent Container Rent:			
1.25 yard	10.67	0.64	11.31
1.5 yard	10.91	0.66	11.57
3 yard	13.20	0.79	13.99
4 yard	16.06	0.97	17.03
6 yard	18.61	1.12	19.73
8 yard	24.82	1.49	26.31

Yakima Waste Systems, Inc. G-98
January 1, 2020 - December 31, 2020

Increases per LG:

Garbage	5.27%	0.75%	6.02%
Recycling	23.54%	0.00%	23.54%
Yard Waste	5.25%	0.00%	5.25%

	Current Tariff Rates	Rate Increase	Proposed 4/1/2021 Rates
--	-------------------------------------	--------------------------	--

Pickups:

1.25 yard	6.93	0.42	7.35
1.5 yard	8.02	0.48	8.50
3 yard	14.13	0.85	14.98
4 yard	18.62	1.12	19.74
6 yard	25.35	1.53	26.88
8 yard	34.04	2.05	36.09

Special Pickups:

1.25 yard	10.89	0.66	11.55
1.5 yard	11.50	0.69	12.19
3 yard	18.66	1.12	19.78
4 yard	22.51	1.35	23.86
6 yard	30.73	1.85	32.58
8 yard	41.24	2.48	43.72

Temporary:

Yakima Waste Systems, Inc. G-98
January 1, 2020 - December 31, 2020

Increases per LG:			
Garbage	5.27%	0.75%	6.02%
Recycling	23.54%	0.00%	23.54%
Yard Waste	5.25%	0.00%	5.25%

	Current Tariff Rates	Rate Increase	Proposed 4/1/2021 Rates
Container Delivery:			
1.25 yard	20.26	1.22	21.48
1.5 yard	20.26	1.22	21.48
3 yard	24.98	1.50	26.48
4 yard	24.98	1.50	26.48
6 yard	29.03	1.75	30.78
Pickups:			
1.25 yard	10.15	0.61	10.76
1.5 yard	10.93	0.66	11.59
3 yard	20.09	1.21	21.30
4 yard	26.09	1.57	27.66
6 yard	31.27	1.88	33.15
Rent per Day:			
1.25 yard	0.41	0.02	0.43
1.50 yard	0.41	0.02	0.43
3 yard	0.61	0.04	0.65
4 yard	0.69	0.04	0.73
6 yard	1.01	0.06	1.07
Unlocking/Unlatching:			
Per pickup	1.29	0.08	1.37
Drive-In:			
Per pickup	2.15	0.13	2.28
Item 240, pg 36			
Per pickup:			
48-gal	2.69	0.16	2.85
64-gal	2.86	0.17	3.03
96-gal	3.48	0.21	3.69
Special pickups:			
48-gal	3.85	0.23	4.08
64-gal	4.07	0.24	4.31
96-gal	4.55	0.27	4.82
Unlocking/Unlatching:			
	1.29	0.08	1.37
Replacement Toter			
	45.12	2.71	47.83
Item 245, pg 37			
32-gal	1.55	0.09	1.64
1.25 yard	6.91	0.42	7.33
1.50 yard	7.80	0.47	8.27
3 yard	13.98	0.84	14.82
4 yard	18.83	1.13	19.96
6 yard	25.64	1.54	27.18
Special Pickups			
32-gal	2.43	0.15	2.58
1.25 yard	11.06	0.67	11.73
1.50 yard	11.67	0.70	12.37
3 yard	18.87	1.14	20.01
4 yard	22.66	1.36	24.02
6 yard	30.69	1.85	32.54
Minimum charge;	6.68	0.40	7.08
Special pickup, 1st unit	2.43	0.15	2.58
Each additional unit	2.00	0.12	2.12
Extra Unit	2.43	0.15	2.58
Latching, Unlocking	1.29	0.08	1.37
Drive-in	2.15	0.13	2.28
Item 255, pg 38			
Each Pickup			
3 yard comp 4:1 com	36.50	2.20	38.70
4 yard comp 4:1 com	48.60	2.92	51.52
Special Pickup:			
3 yard comp 4:1 com	38.79	2.33	41.12
4 yard comp 4:1 com	50.90	3.06	53.96

Yakima Waste Systems, Inc. G-98
January 1, 2020 - December 31, 2020

Increases per LG:			
Garbage	5.27%	0.75%	6.02%
Recycling	23.54%	0.00%	23.54%
Yard Waste	5.25%	0.00%	5.25%

	Current Tariff Rates	Rate Increase	Proposed 4/1/2021 Rates
Latching, Unlocking	1.29	0.08	1.37
Drive-in	2.15	0.13	2.28

Item 260, pg 39

Permanent Rent;			
20 yard	40.22	2.42	42.64
30 yard	46.91	2.82	49.73
40 yard	53.54	3.22	56.76
50 yard	60.19	3.62	63.81

Hauls:			
First, Additional, Special			
20 yard	86.79	5.22	92.01
30 yard	97.27	5.85	103.12
40 yard	119.56	7.19	126.75
50 yard	119.56	7.19	126.75

Temporary Delivery Fee:			
20 yard	45.37	2.73	48.10
30 yard	45.37	2.73	48.10
40 yard	45.37	2.73	48.10
50 yard	45.37	2.73	48.10

Perm/Temp Drop Box			
20 yard	86.79	5.22	92.01
30 yard	97.27	5.85	103.12
40 yard	119.56	7.19	126.75
50 yard	119.56	7.19	126.75

Temporary DB (rent)			
20 yard	4.23	0.25	4.48
30 yard	5.01	0.30	5.31
40 yard	5.43	0.33	5.76
50 yard	5.43	0.33	5.76

Mileage	3.38	0.20	3.58
Unlatch, Unlock	2.63	0.16	2.79

Item 275, pg 40

Customer owned comp			
10 yard - 18 yard	148.84	8.96	157.80
20 yard	154.91	9.32	164.23
25 yard	169.68	10.21	179.89
30 yard	183.77	11.06	194.83
35 yard	219.02	13.18	232.20
36 yard	219.02	13.18	232.20
40 yard - 50 yard	219.02	13.18	232.20

Mileage	3.38	0.20	3.58
Unlatch, Unlock	2.63	0.16	2.79

Yakima Waste Systems, Inc. G-98
Payroll Schedule
January 1, 2020 - December 31, 2020

Note: Data below is from payroll registers. Links have been broken to the source file to maintain data integrity. Source documents are available upon request.

District #	EE #	Name	Job	Total Proforma Pay	GL Coding	Pro-Forma Raise Adjust	Normalizing Wage Adjustments
Drivers (50020)							
Residential Drivers							
TOTAL Residential Drivers							

TOTAL Roll Off Driver

TOTAL Residenital Recycling

TOTAL Commercial Recycling


TOTAL Commercial Garbage

TOTAL Delivery Drivers

TOTAL DRIVERS

TOTAL MECHANICS

TOTAL SALES



TOTAL CONTAINER

TOTAL G&A

TOTAL SUPERVISOR

GRAND TOTALS

Reconciliation of Payroll Register to General Ledger

DRIVER WAGES PER PR REGISTER \$ 3,115,067

Accruals, Manual Adjustments/Reclasses \$ (13,922)

		<u>GL</u>
50010	Salaries	-
50020	Wages Regular	2,311,186
50025	Wages O.T.	521,556
50035	Safety Bonuses	28,095
50036	Other Bonuses	80,973
50065	Vacation Pay	128,206
50070	Sick Pay	38,083
		<u>3,108,099</u>

Difference (6,954) -0.22%

MECHANICS - HOURLY & SALARY PER PR REGISTER \$ 585,000

Accruals, Manual Adjustments/Reclasses \$ 27,698
 (See Detailed Schedule)

		<u>GL</u>
52010	Salaries	102,839
52020	Wages Regular	396,639

CONFIDENTIAL PER WAC 480-07-160

52025	Wages O.T.	62,164
52035	Safety Bonuses	7,337
52036	Other Bonuses	16,841
52065	Vacation Pay	16,609
52070	Sick Pay	9,571
		<u>612,000</u>
Difference		698

SUPERVISOR - SALARY & HOURLY WAGES PER PR REGISTER \$ 214,084

Accruals, Manual Adjustments/Reclasses \$ 28,772
(See Supervisor GL Detail tab for Details)

		GL
56010	Salaries	240,797
56020	Wages Regular	-
56025	Wages O.T.	-
56035	Safety Bonus	-
56036	Other Bonus	3,375
56065	Vacation Pay	-
56070	Sick Pay	-
		<u>244,172</u>
Difference		(1,316)

G&A - SALARY & HOURLY WAGES PER PR REGISTER \$ 594,588

Accruals, Division Payroll Alloc., Region OH Alloc., Other Comp Adjust In \$ 268,640
(See G&A GL Detail tab for Details)

		GL
70010	Salaries	549,310
70020	Wages Regular	266,145
70025	Wages O.T.	6,179
70035	Safety Bonuses	-
70036	Tooty Bonuses	27,832
70065	Vacation Pay	11,670
70070	Sick Pay	7,232
		<u>868,367</u>
Difference \$		(5,139)

CONTAINER HOURLY WAGES PER PR REGISTER \$ 93,355

Accruals, Manual Adjustments/Reclasses \$ (309)
(See Detailed Schedule)

		GL
55020	Wages Regular	80,641
55025	Wages O.T.	3,357
55035	Safety Bonuses	-
55036	Other Bonuses	3,001
55065	Vacation Pay	3,166
55070	Sick Pay	2,455
		<u>92,620</u>
Difference		\$ 426

(12,284.58)
-0.26%
immaterial

Yakima Waste Systems, Inc. G-89
Regulated Price Out
1/1/2020-12/31/2020



Service Code	Service Code Description	Tariff Rate		Total Revenue	Average Customers
		1/1/2019	9/1/2020		
RESIDENTIAL SERVICES RESIDENTIAL SERVICES					
RESIDENTIAL GARBAGE RESIDENTIAL GARBAGE					
RL020.0G1W001	20 GL 1X WK 1	6.23	6.25	1,270	17
RL032.0G1M001	RL 32 GL 1X MO 1	4.62	4.63	1,183	21
RL032.0G1W001	RL 32 GL 1X WK 1	7.83	7.85	174,278	1,853
RL032.0G1W002	RL 32 GL 1X WK 2	10.31	10.34	236,790	1,912
RL032.0G1W003	RL 32 GL 1X WK 3	12.79	12.83	36,757	239
RL032.0G1W004	RL 32 GL 1X WK 4	15.27	15.31	8,155	44
RL032.0G1W005	RL 32 GL 1X WK 5	18.04	18.09	267	1
RL032.0G1W006	RL 32 GL 1X WK 6	21.19	21.25	255	1
RL048.0G1W001	RL 48 GL 1X WK 1	11.17	11.20	146,585	1,093
RL064.0G1W001	RL 64 GL 1X WK 1	11.73	11.76	362,641	2,574
RL096.0G1W001	RL 96 GL 1X WK 1	14.35	14.39	847,270	4,915
RL32R-OC	1 RL 32 GL ON CALL-RES	4.62	4.63	684	12
EXTRA-RES	EXTRA CAN, BAG, BOX - RES	2.27	2.28	121,572	4,457
EXTRARES-REC	EXTRA RESI REC BAG, BOX,	2.27	2.28	4,175	153
OS-RES	OVERSIZE CAN - RES	1.93	1.94	6,082	262
SUNKENCAN-RES	SUNKEN CAN FEE - RES	1.30	1.30	169	11
WI1-RES	WALK IN 6-25' - RES	2.60	2.60	1,047	34
WI2-RES	WALK IN 26-50' - RES	3.64	3.64	639	15
WI3-RES	WALK IN 51-75' - RES	4.68	4.68	364	6
WI4-RES	WALK IN 76-100' - RES	5.72	5.72	157	2
WI5-RES	WALK IN 101-125' - RES	6.76	6.76	134	2
DRIVEIN1-RES	DRIVE IN 125-250' - RES	7.56	7.56	43,989	485
DRIVE-IN1 RES MTHLY	DRIVE IN 125-250' - RES MONTHLY	1.74	1.74	50	2
DRIVEINEOW1-RES	DRIVE IN 125-250' - RES EOW	3.78	3.78	760	17
DRIVEIN1EOW-RES	DRIVE IN > 250' RES EOW	9.29	9.29	442	4
REDEL-RES	REDELIVER FEE - RES	16.25	16.30	1,431	7
REINSTATE-RES	REINSTATE FEE - RES	12.57	12.60	7,213	48
TRIP-RES	TRIP FEE - RES	4.52	4.53	1,270	23
TIME-RES	TIME FEE 1 - RES	30.00	30.00	60	0
ADJ-RES	ADJUSTMENT RESIDENTIAL			(9)	-
TOTAL RESIDENTIAL GARBAGE				2,005,682	12,684
RESIDENTIAL RECYCLING RESIDENTIAL RECYCLING					
SL064.0GEO001REC	SL 64 GL EOW RECYCLE 1	8.95	8.97	328,229	3,054
TOTAL RESIDENTIAL RECYCLING				328,229	
RESIDENTIAL YARD WASTE RESIDENTIAL YARD WASTE					
SL096.0GEO001GW	SL 96 GL EOW GREENWASTE 1	10.15	10.18	73,931	606
TOTAL RESIDENTIAL YARD WASTE				73,931	
COMMERCIAL SERVICES COMMERCIAL SERVICES					
COMMERCIAL GARBAGE COMMERCIAL GARBAGE					
FL001.5Y1W001	1.5 YD 1X WK 1	34.03	34.12	84,846	208
FL001.5Y2W001	1.5 YD 2X WK 1	68.06	68.24	9,945	12
FL001.5Y3W001	1.5 YD 3X WK 1	102.09	102.36	3,677	3
FL001.5Y5W001	FL 1.5 YD 5X WK 1	170.15	170.60	4,087	2
RL001.5Y1W001	RL 1.5 YD 1X WK 1	34.03	34.12	1,933,512	4,731
RL001.5Y1W001REC	RL 1.5 YD 1X WK RECYCLE 1	44.40	44.40	143	0
RL001.5Y2W001	RL 1.5 YD 2X WK 1	68.06	68.24	81,753	100
RL001.5Y3W001	RL 1.5 YD 3X WK 1	102.09	102.36	6,003	5
RL001.5Y5W001	RL 1.5 YD 5X WK 1	170.15	170.60	4,386	2
RL001.5YEO001	RL 1.5 YD EOW 1	17.05	17.09	9,076	44
FL003.0Y1W001	3 YD 1X WK 1	59.88	60.06	320,797	446
FL003.0Y2W001	3 YD 2X WK 1	119.77	120.11	135,346	94
FL003.0Y3W001	3 YD 3X WK 1	179.65	180.17	38,060	18
FL003.0Y5W001	3 YD 5X WK 1	299.42	300.29	21,938	6
FL004.0Y1W001	4 YD 1X WK 1	78.98	79.20	214,909	227
FL004.0Y2W001	4 YD 2X WK 1	157.96	158.39	153,272	81
FL004.0Y3W001	4 YD 3X WK 1	232.65	237.59	99,658	35
FL004.0Y5W001	FL 4 YD 5X WK 1	394.90	395.98	91,348	19
FL006.0Y1W001	6 YD 1X WK 1	107.47	107.77	330,645	256
FL006.0Y2W001	6 YD 2X WK 1	214.94	215.55	471,750	183
FL006.0Y3W001	6 YD 3X WK 1	322.41	323.32	156,492	40
FL006.0Y4W001	6 YD 4X WK 1	429.88	431.09	22,964	4
FL006.0Y5W001	6 YD 5X WK 1	537.35	538.87	176,608	27
FL008.0Y1W001	FL 8 YD 1X WK 1	144.71	145.10	32,536	19
FL008.0Y2W001	FL 8 YD 2X WK 1	289.42	290.20	3,475	1
FL008.0Y3W001	FL 8 YD 3X WK 1	434.13	435.29	27,803	5
FL004.0Y1W001CMP	4 YD 1X WK COMP 1	205.89	206.45	7,324	3
FL1.5TC-COMM	FL 1.5 YD TEMP - COMM	10.76	10.79	291	2
RL1.5TC-COMM	RL TEMPORARY 1.5 YD-COMM	10.76	10.79	5,740	44
FL3TC-COMM	FL 3 YD TEMP - COMM	19.78	19.83	257	1
FL4TC-COMM	FL 4 YD TEMP - COMM	25.69	25.76	617	2
FL6TC-COMM	FL 6 YD TEMP - COMM	30.73	30.81	8,668	23
RL032.0G1W001COMM	RL 32 GL 1X WK COMM 1	6.62	6.62	118,864	1,496
RL032.0G1W002COMM	RL 32 GL 1X WK COMM 2	13.24	13.24	2,410	15
RL032.0G1W003COMM	RL 32 GL 1X WK COMM 3	19.86	19.86	1,380	6
RL032.0G1W004COMM	RL 32 GL 1X WK COMM 4	26.48	26.48	258	1
RL032.0G1W005COMM	32 GL 1X WK COMM 5	33.10	33.10	397	1
RL048.0G1W001COMM	RL 48 GL 1X WK COMM 1	11.47	11.52	33,690	244
RL064.0G1W001COMM	RL 64 GL 1X WK COMM 1	12.21	12.25	5,171	35
RL096.0G1W001COMM	RL 96 GL 1X WK COMM 1	14.85	14.90	24,562	138
EP1.5-COMM	EXTRA PICK UP 1.5 YD - CO	11.33	11.36	2,325	17

Cart 8,599
 Can 6,619

Cart 3,054

Cart 606

Customer Owned

. G-89	Increase per LG	MSW	5.27%	0.75%	6.02%
		Recycle	23.54%	0.00%	23.54%
		YW	5.25%	0.00%	5.25%

Service Code Description	Proposed Tariff Rate	Proposed Annual Revenue	Change in Annual
--------------------------	-------------------------	----------------------------	---------------------

RESIDENTIAL SERVICES

RESIDENTIAL GARBAGE

20 GL 1X WK 1	\$ 6.62	\$1,349	\$79
RL 32 GL 1X MO 1	\$ 4.91	\$1,256	\$73
RL 32 GL 1X WK 1	\$ 8.32	\$185,085	\$10,806
RL 32 GL 1X WK 2	\$ 10.96	\$251,534	\$14,744
RL 32 GL 1X WK 3	\$ 13.60	\$39,042	\$2,285
RL 32 GL 1X WK 4	\$ 16.23	\$8,662	\$506
RL 32 GL 1X WK 5	\$ 19.18	\$283	\$17
RL 32 GL 1X WK 6	\$ 22.53	\$270	\$16
RL 48 GL 1X WK 1	\$ 11.87	\$155,682	\$9,097
RL 64 GL 1X WK 1	\$ 12.47	\$385,118	\$22,477
RL 96 GL 1X WK 1	\$ 15.26	\$899,874	\$52,604
1 RL 32 GL ON CALL-RES	\$ 4.91	\$726	\$42
EXTRA CAN, BAG, BOX - RES	\$ 2.42	\$129,283	\$7,711
EXTRA RESI REC BAG, BOX,	\$ 2.42	\$4,438	\$263
OVERSIZE CAN - RES	\$ 2.06	\$6,474	\$392
SUNKEN CAN FEE - RES	\$ 1.38	\$179	\$10
WALK IN 6-25' - RES	\$ 2.76	\$1,110	\$63
WALK IN 26-50' - RES	\$ 3.86	\$678	\$38
WALK IN 51-75' - RES	\$ 4.96	\$386	\$22
WALK IN 76-100' - RES	\$ 6.06	\$166	\$9
WALK IN 101-125' - RES	\$ 7.17	\$142	\$8
DRIVE IN 125-250' - RES	\$ 8.01	\$46,636	\$2,647
DRIVE IN 125-250' - RES MONTHLY	\$ 1.84	\$53	\$3
DRIVE IN 125-250' - RES EOW	\$ 4.01	\$806	\$46
DRIVE IN > 250' RES EOW	\$ 9.85	\$469	\$27
REDELIVER FEE - RES	\$ 17.28	\$1,521	\$90
REINSTATE FEE - RES	\$ 13.36	\$7,659	\$446
TRIP FEE - RES	\$ 4.80	\$1,348	\$78
TIME FEE 1 - RES	\$ 31.81	\$64	\$4
ADJUSTMENT RESIDENTIAL	\$ -	\$0	\$9

TOTAL RESIDENTIAL GARBAGE		\$2,130,293	\$124,611
----------------------------------	--	--------------------	------------------

RESIDENTIAL RECYCLING

SL 64 GL EOW RECYCLE 1	\$ 11.08	\$406,105	\$77,876
------------------------	----------	-----------	----------

TOTAL RESIDENTIAL RECYCLING		\$406,105	\$77,876
------------------------------------	--	------------------	-----------------

RESIDENTIAL YARD WASTE

SL 96 GL EOW GREENWASTE 1	\$ 10.71	\$77,959	\$4,028
---------------------------	----------	----------	---------

TOTAL RESIDENTIAL YARD WASTE		\$77,959	\$4,028
-------------------------------------	--	-----------------	----------------

COMMERCIAL SERVICES

COMMERCIAL GARBAGE

1.5 YD 1X WK 1	\$ 36.17	\$90,112	\$5,266
1.5 YD 2X WK 1	\$ 72.35	\$10,563	\$617
1.5 YD 3X WK 1	\$ 108.52	\$3,906	\$228
FL 1.5 YD 5X WK 1	\$ 180.87	\$4,341	\$254
RL 1.5 YD 1X WK 1	\$ 36.17	\$2,053,457	\$119,945
RL 1.5 YD 1X WK RECYCLE 1	\$ 47.07	\$152	\$9
RL 1.5 YD 2X WK 1	\$ 72.35	\$86,825	\$5,072
RL 1.5 YD 3X WK 1	\$ 108.52	\$6,375	\$373
RL 1.5 YD 5X WK 1	\$ 180.87	\$4,659	\$273
RL 1.5 YD EOW 1	\$ 18.12	\$9,637	\$561
3 YD 1X WK 1	\$ 63.67	\$340,767	\$19,969
3 YD 2X WK 1	\$ 127.34	\$143,763	\$8,417
3 YD 3X WK 1	\$ 191.01	\$40,432	\$2,372
3 YD 5X WK 1	\$ 318.35	\$23,303	\$1,365
4 YD 1X WK 1	\$ 83.96	\$228,254	\$13,345
4 YD 2X WK 1	\$ 167.92	\$162,795	\$9,523
4 YD 3X WK 1	\$ 251.88	\$107,197	\$7,538
FL 4 YD 5X WK 1	\$ 419.81	\$97,017	\$5,669
6 YD 1X WK 1	\$ 114.26	\$351,203	\$20,559
6 YD 2X WK 1	\$ 228.52	\$501,048	\$29,297
6 YD 3X WK 1	\$ 342.78	\$166,217	\$9,726
6 YD 4X WK 1	\$ 457.03	\$24,394	\$1,430
6 YD 5X WK 1	\$ 571.29	\$187,583	\$10,975
FL 8 YD 1X WK 1	\$ 153.83	\$34,575	\$2,039
FL 8 YD 2X WK 1	\$ 307.66	\$3,691	\$216
FL 8 YD 3X WK 1	\$ 461.49	\$29,505	\$1,703
4 YD 1X WK COMP 1	\$ 218.88	\$7,779	\$454
FL 1.5 YD TEMP - COMM	\$ 11.44	\$309	\$18
RL TEMPORARY 1.5 YD-COMM	\$ 11.44	\$6,097	\$357
FL 3 YD TEMP - COMM	\$ 21.02	\$273	\$16
FL 4 YD TEMP - COMM	\$ 27.31	\$655	\$39
FL 6 YD TEMP - COMM	\$ 32.66	\$9,209	\$541
RL 32 GL 1X WK COMM 1	\$ 7.02	\$126,016	\$7,152
RL 32 GL 1X WK COMM 2	\$ 14.04	\$2,555	\$145
RL 32 GL 1X WK COMM 3	\$ 21.06	\$1,463	\$83
RL 32 GL 1X WK COMM 4	\$ 28.07	\$274	\$16
32 GL 1X WK COMM 5	\$ 35.09	\$421	\$24
RL 48 GL 1X WK COMM 1	\$ 12.21	\$35,817	\$2,126
RL 64 GL 1X WK COMM 1	\$ 12.99	\$5,495	\$324
RL 96 GL 1X WK COMM 1	\$ 15.79	\$26,090	\$1,528
EXTRA PICK UP 1.5 YD - CO	\$ 12.04	\$2,469	\$144

EP3-COMM	EXTRA PICK UP 3 YD - COMM	18.35	18.40	1,616	7
EP4-COMM	EXTRA PICK UP 4 YD - COMM	22.12	22.18	1,417	5
EP6-COMM	EXTRA PICK UP 6 YD - COMM	30.19	30.27	2,629	7
EXTRA1TO4YD-COMM	EXTRA PU 1 TO 4YD - COMM	7.75	7.77	114,129	1,226
EXTRA5OVERYD-COMM	EXTRA PU 5YD OVER - COMM	6.98	7.00	6,008	72
EXTRA-COMM	EXTRA CAN, BAG, BOX - COM	2.32	2.33	22,834	819
OS-COMM	OVERSIZE CAN - COMM	1.93	1.94	3,923	169
OFOWCONT-COMM	OVERFILL/WEIGHT CONT-COMM	1.35	1.35	232	14
RENT1.5-COMM	RENTAL FEE 1.5 YD COMM	10.91	10.91	666,086	5,088
RENT3-COMM	RENTAL FEE 3 YD COMM	13.20	13.20	89,145	563
RENT4-COMM	RENTAL FEE 4 YD COMM	16.06	16.06	69,112	359
RENT6-COMM	RENTAL FEE 6 YD COMM	18.61	18.61	114,099	511
RENT8-COMM	RENTAL FEE 8 YD COMM	24.82	24.82	5,361	18
RENT1.5TEMP-COMM	RENTAL FEE 1.5 YD TEMP -	0.41	0.41	4,700	955.33
RENT3TEMP-COMM	RENTAL FEE 3 YD TEMP - CO	0.61	0.61	425	58.08
RENT4TEMP-COMM	RENTAL FEE 4YD TEMP - COM	0.69	0.69	265	32.00
RENT6TEMP-COMM	RENTAL FEE 6 YD TEMP - CO	1.01	1.01	1,596	131.67
DRIVEIN1-COMM	DRIVE IN 125-250' - COMM	3.77	3.77	824	18
DRIVEIN1-COM	DRIVE IN COMMERCIAL	9.29	9.31	136,172	1,221
DRIVEINEOW-COM	DRIVE IN EOW COMM	4.64	4.64	260	5
ROLL-COMM	ROLL OUT CHARGE - COMM	4.37	4.38	10,691	204
W11-COMM	WALK IN 6-25' - COMM	1.43	1.43	86	5
W14-COMM	WALK IN 76-100' - COMM	3.38	3.38	81	2
SUNKENCAN-COMM	SUNKEN CAN FEE - COMM	0.65	0.65	16	2
CLEAN-COMM	CONTAINER CLEANING FEE -	33.23	33.33	17	0
CLEANPU8OVER-COMM	CLEAN PICKUP 8YD OVER-COM	37.87	37.87	29	0
DELTEMP-COMM	DELIVERY FEE TEMP-COMM	9.68	9.68	10	0
DISP-COMM	DISPOSAL FEE - COMM	34.75	34.75	58	0
DEL1.5-COMM	DELIVERY FEE 1.5YD - COMM	20.21	20.26	2,467	10
DEL3-COMM	DELIVERY FEE 3YD - COMM	24.91	24.98	75	0
DEL4-COMM	DELIVERY FEE 4YD - COMM	24.91	24.98	75	0
DEL6-COMM	DELIVERY FEE 6YD - COMM	28.95	29.03	261	1
REINSTATE-COMM	REINSTATE FEE - COMM	12.57	12.60	4,731	31
TIME-COMM	TIME FEE 1 - COMM	1.51	1.52	1,107	61
UNLATCH-COMM	UNLATCHING FEE-COMM	1.29	1.29	16,389	1,059
LCKC	LOCK & KEY FEE - COMM	1.29	1.29	1	0
UNLCKC	UNLOCKING FEE - COMM	1.29	1.29	32,839	2,121
REDEL1.5-COMM	REDELIVERY FEE 1.5 YD - COMM	20.21	20.26	850	4
REDEL3-COMM	REDELIVERY FEE 3 YD - COMM	24.91	24.98	25	0
REDEL4-COMM	REDELIVERY FEE 4 YD - COMM	24.91	24.98	25	0
REDEL-COMM	REDELIVER FEE LVL 1 - COM	20.21	20.21	20	0
CARTREPL-COM	CART REPLACEMENT - COMM	45.00	45.12	2,140	4
C19-ADJCOM	COMMERCIAL ADJUSTMENT	6.36	6.36	(163)	(2)
ADJ-COM	ADJUSTMENT COMMERCIAL	-	-	863	-
TOTAL COMMERCIAL GARBAGE				5,960,509	8,582

Container	6,642
Cart	417
Can	1,552

DROP BOX SERVICES

DROP BOX HAULS/RENTA		DROP BOX HAULS/RENTAL			
HAUL20-RO	HAUL 20 YD - RO	86.55	86.79	256,453	246.67
HAUL30-RO	HAUL 30 YD - RO	97.00	97.27	702,388	602.84
HAUL40-RO	HAUL 40 YD - RO	119.24	119.56	430,316	300.44
HAUL50-RO	HAUL 50 YD - RO	119.24	119.56	13,005	9.08
HAUL10-CP	HAUL 10-18YD COMP - RO	148.43	148.84	11,749	6.59
HAUL20-CP	COMPACTOR HAUL 20 YD - RO	154.49	154.91	52,745	28.43
HAUL25-CP	COMPACTOR HAUL 25 YD - RO	169.22	169.68	38,612	19.00
HAUL30-CP	COMPACTOR HAUL 30 YD	183.26	183.77	46,405	21.08
HAUL35-CP	COMPACTOR HAUL 35 YD - RO	218.42	219.02	7,213	2.75
HAUL40-CP	COMPACTOR HAUL 40 YD	218.42	219.02	66,209	25.24
HAUL20TEMP-RO	HAUL 20 YD TEMP - RO	86.55	86.79	692	0.67
HAUL30TEMP-RO	HAUL 30 YD TEMP - RO	97.00	97.27	485	0.42
HAUL40TEMP-RO	HAUL 40 YD TEMP - RO	119.24	119.56	596	0.42
DEL-RO	DELIVERY FEE - RO	45.25	45.37	56,381	103.75
RENT20MO-RO	RENTAL FEE 20 YD MONTHLY	40.22	40.22	28,221	58.47
RENT30MO-RO	RENTAL FEE 30 YD MONTHLY	46.91	46.91	50,482	89.68
RENT40MO-RO	RENTAL FEE 40 YD MONTHLY	53.54	53.54	18,803	29.27
RENT20DAY-RO	RENTAL FEE 20 YD DAILY	4.23	4.23	125,102	82.15
RENT30DAY-RO	RENTAL FEE 30 YD DAILY	5.01	5.01	212,551	117.85
RENT40DAY-RO	RENTAL FEE 40 YD DAILY	5.43	5.43	71,644	36.65
CLEAN-RO	CONT CLEANING FEE - RO	33.23	33.23	1,646	4.13
CLEAN20-RO	CLEANING FEE 20 YD - RO	110.80	110.80	111	0.08
CLEAN40-RO	CLEANING FEE 20 YD - RO	221.60	221.60	259	0.10
MILE-RO	MILEAGE FEE - RO	3.37	3.38	111,922	2,764.87
TIME-RO	TIME FEE - RO	90.83	90.83	6,244	5.73
TOTAL DROP BOX HAULS/RENTAL				2,310,237	414

2,464.58
3,535.44
1,099.50

RO 414

PASSTHROUGH DISPOSAL PASSTHROUGH DISPOSAL

DISP-RO	DISPOSAL CHARGE - RO	34.75	34.75	1,568,472	
TOTAL PASSTHROUGH DISPOSAL				1,568,472	

Service Charges

Service Charges					
ADJ-FIN	ADJUSTMENT FINANCE CHARGE			(1,026)	
C19-ADJFIN	FINANCE CHARGE ADJUSTMENT			(7,920)	
FINCHG	FINANCE CHARGE			31,414	
RETCK	RETURN CHECK			4,711	
RETCKC	RETURN CHECK CHARGE			367	
TOTAL SERVICE CHARGES				27,545	

TOTAL REVENUE **12,274,606**

EXTRA PICK UP 3 YD - COMM	\$ 19.51	\$1,717	\$101
EXTRA PICK UP 4 YD - COMM	\$ 23.51	\$1,505	\$88
EXTRA PICK UP 6 YD - COMM	\$ 32.09	\$2,792	\$163
EXTRA PU 1 TO 4YD - COMM	\$ 8.24	\$121,200	\$7,072
EXTRA PU 5YD OVER - COMM	\$ 7.42	\$6,381	\$373
EXTRA CAN, BAG, BOX - COM	\$ 2.47	\$24,280	\$1,446
OVERSIZE CAN - COMM	\$ 2.06	\$4,173	\$250
OVERFILL/WEIGHT CONT-COMM	\$ 1.43	\$246	\$14
RENTAL FEE 1.5 YD COMM	\$ 11.57	\$706,166	\$40,080
RENTAL FEE 3 YD COMM	\$ 13.99	\$94,509	\$5,364
RENTAL FEE 4 YD COMM	\$ 17.03	\$73,270	\$4,159
RENTAL FEE 6 YD COMM	\$ 19.73	\$120,965	\$6,866
RENTAL FEE 8 YD COMM	\$ 26.31	\$5,684	\$323
RENTAL FEE 1.5 YD TEMP -	\$ 0.43	\$4,983	\$283
RENTAL FEE 3 YD TEMP - CO	\$ 0.65	\$451	\$26
RENTAL FEE 4YD TEMP - COM	\$ 0.73	\$281	\$16
RENTAL FEE 6 YD TEMP - CO	\$ 1.07	\$1,692	\$96
DRIVE IN 125-250' - COMM	\$ 4.00	\$874	\$50
DRIVE IN COMMERCIAL	\$ 9.87	\$144,568	\$8,397
DRIVE IN EOW COMM	\$ 4.92	\$275	\$16
ROLL OUT CHARGE - COMM	\$ 4.64	\$11,352	\$661
WALK IN 6-25' - COMM	\$ 1.52	\$91	\$5
WALK IN 76-100' - COMM	\$ 3.58	\$86	\$5
SUNKEN CAN FEE - COMM	\$ 0.69	\$17	\$1
CONTAINER CLEANING FEE -	\$ 35.34	\$18	\$1
CLEAN PICKUP 8YD OVER-COM	\$ 40.15	\$30	\$2
DELIVERY FEE TEMP-COMM	\$ 10.26	\$10	\$1
DISPOSAL FEE - COMM	\$ 36.84	\$61	\$3
DELIVERY FEE 1.5YD - COMM	\$ 21.48	\$2,620	\$154
DELIVERY FEE 3YD - COMM	\$ 26.48	\$79	\$5
DELIVERY FEE 4YD - COMM	\$ 26.48	\$79	\$5
DELIVERY FEE 6YD - COMM	\$ 30.78	\$277	\$16
REINSTATE FEE - COMM	\$ 13.36	\$5,023	\$292
TIME FEE 1 - COMM	\$ 1.61	\$1,179	\$72
UNLATCHING FEE-COMM	\$ 1.37	\$17,375	\$986
LOCK & KEY FEE - COMM	\$ 1.37	\$1	\$0
UNLOCKING FEE - COMM	\$ 1.37	\$34,815	\$1,976
REDELIVERY FEE 1.5 YD - COMM	\$ 21.48	\$902	\$53
REDELIVERY FEE 3 YD - COMM	\$ 26.48	\$26	\$2
REDELIVERY FEE 4 YD - COMM	\$ 26.48	\$26	\$2
REDELIVER FEE LVL 1 - COM	\$ 21.43	\$21	\$1
CART REPLACEMENT - COMM	\$ 47.83	\$2,272	\$132
COMMERCIAL ADJUSTMENT	\$ 6.74	-\$173	-\$10
ADJUSTMENT COMMERCIAL	\$ -	\$0	-\$863

TOTAL COMMERCIAL GARBAGE \$6,328,895 \$368,386

DROP BOX SERVICES

DROP BOX HAULS/RENTAL

HAUL 20 YD - RO	\$ 92.01	\$272,363	\$15,910
HAUL 30 YD - RO	\$ 103.12	\$745,998	\$43,610
HAUL 40 YD - RO	\$ 126.75	\$456,988	\$26,672
HAUL 50 YD - RO	\$ 126.75	\$13,806	\$801
HAUL 10-18YD COMP - RO	\$ 157.80	\$12,481	\$731
COMPACTOR HAUL 20 YD - RO	\$ 164.23	\$56,021	\$3,276
COMPACTOR HAUL 25 YD - RO	\$ 179.89	\$41,008	\$2,396
COMPACTOR HAUL 30 YD	\$ 194.83	\$49,287	\$2,882
COMPACTOR HAUL 35 YD - RO	\$ 232.20	\$7,659	\$447
COMPACTOR HAUL 40 YD	\$ 232.20	\$70,326	\$4,116
HAUL 20 YD TEMP - RO	\$ 92.01	\$736	\$44
HAUL 30 YD TEMP - RO	\$ 103.12	\$516	\$31
HAUL 40 YD TEMP - RO	\$ 126.75	\$634	\$38
DELIVERY FEE - RO	\$ 48.10	\$59,885	\$3,503
RENTAL FEE 20 YD MONTHLY	\$ 42.64	\$29,919	\$1,698
RENTAL FEE 30 YD MONTHLY	\$ 49.73	\$53,520	\$3,038
RENTAL FEE 40 YD MONTHLY	\$ 56.76	\$19,935	\$1,131
RENTAL FEE 20 YD DAILY	\$ 4.48	\$132,630	\$7,528
RENTAL FEE 30 YD DAILY	\$ 5.31	\$225,340	\$12,790
RENTAL FEE 40 YD DAILY	\$ 5.76	\$75,955	\$4,311
CONT CLEANING FEE - RO	\$ 35.23	\$1,746	\$99
CLEANING FEE 20 YD - RO	\$ 117.47	\$117	\$7
CLEANING FEE 20 YD - RO	\$ 234.93	\$275	\$16
MILEAGE FEE - RO	\$ 3.58	\$118,891	\$6,969
TIME FEE - RO	\$ 96.30	\$6,620	\$376

OTAL DROP BOX HAULS/RENTAL \$2,452,655 \$142,418

PASSTHROUGH DISPOSAL

DISPOSAL CHARGE - RO	\$ 34.75	\$1,568,472	\$0
----------------------	----------	-------------	-----

TOTAL PASSTHROUGH DISPOSAL \$1,568,472 \$0

Service Charges

ADJUSTMENT FINANCE CHARGE			
FINANCE CHARGE ADJUSTMENT			
FINANCE CHARGE			
RETURN CHECK			
RETURN CHECK CHARGE			

TOTAL SERVICE CHARGES

TOTAL REVENUE \$12,964,379 \$717,318

	Increase Per LG	Per Price Out	Diff
MSW	635,444	635,414	(30)
Recycle	77,520	77,876	355
YW	3,893	4,028	134

Change in Annual			
	Current Total Revenue	Revenue	% Difference
Residential MSW	\$ 2,005,682	\$ 124,611	6.2%
Residential Recycle	\$ 328,229	\$ 77,876	23.7%
Residential YW	\$ 73,931	\$ 4,028	5.4%
Commercial MSW	\$ 5,960,509	\$368,386	6.2%
RO MSW	\$ 2,310,237	\$142,418	6.2%
Total	\$ 10,678,589	\$ 717,318	
Check		\$ 0.00	

Yakima Waste Depreciation & Average Investment Summary 12/31/2020							
	Cost	Salvage	Depr Cost	Test Year Depr	Beginning Accum Depr 1/1/2020	Ending Accum Depr 12/31/2020	Average Investment 12/31/2020
Trucks							
Garbage							
Roll-off							
Recycling/Yard Waste							
Delivery Trucks							
Total Trucks							
Containers:							
Garbage Container							
Drop Boxes							
Automated Toter Garbage							
Universal Carts - Recycle/Garbage							
Universal Carts - YW/Garbage							
Automated Carts Recycl							
Automated Carts YW							
Total Cont, Carts,Totes							
Service Equipment							
Shop Equipment							
Office Equipment							
Structure-Hauling Only							
Structure MFR							
Leasehold Improvements							
MRF Equipment							
Land - Hauling							
Land MFR							
Total Other							
Total Equipment							
	1						
	2						
	3						

<i>Depreciation Expense</i>	
Regulated	Non-Regulated

<i>Average Investment</i>	
Regulated	Non-Regulated

Allocator

Allocator	<i>Depreciation Expense</i>			<i>Average Investment</i>		
	Regulated	Non-Regulated		Regulated	Non-Regulated	
	MSW	Recycling	YW	MSW	Recycling	YW
	Trucks					
	Containers					
	Service Equip					
	Shop Equip					
	Office Equip					
	Structure - Hauling					
	Structure MRF					
	LH Improvement					
	Land					

SOURCE: Monthly disposal logs - available upon request. Data is not linked within Pro forma workbook to avoid external file linking errors.

	Terrace Heights								Total Packer	Total	
	Regulated Tons	Regulated \$	Non Reg Tons	Non Reg \$	RO Reg Tons	RO Reg \$	RO Non Reg Tons	RO Non Reg \$			
Jan-20	3,673	\$ 127,681	96	\$ 3,352	3,288	\$ 113,636	8	\$ 270	3,770	\$ 131,033	3,296
Feb-20	3,274	\$ 113,778	84	\$ 2,902	2,932	\$ 102,020	10	\$ 358	3,358	\$ 116,680	2,942
Mar-20	3,660	\$ 127,203	35	\$ 1,221	3,163	\$ 109,976	10	\$ 344	3,696	\$ 128,423	3,173
Apr-20	3,746	\$ 130,189	66	\$ 2,288	2,901	\$ 103,949	32	\$ 1,128	3,812	\$ 132,477	2,933
May-20	3,953	\$ 137,378	95	\$ 3,119	2,904	\$ 100,821	10	\$ 338	4,049	\$ 140,497	2,914
Jun-20	3,952	\$ 137,347	108	\$ 3,753	3,301	\$ 114,744	12	\$ 407	4,060	\$ 141,100	3,313
Jul-20	4,063	\$ 141,206	86	\$ 2,997	3,389	\$ 118,411	6	\$ 193	4,150	\$ 144,202	3,394
Aug-20	3,929	\$ 136,541	65	\$ 2,248	3,161	\$ 110,218	3	\$ 103	3,994	\$ 138,790	3,164
Sep-20	4,252	\$ 147,752	-	\$ -	3,692	\$ 128,482	5	\$ 180	4,252	\$ 147,752	3,697
Oct-20	4,152	\$ 144,296	-	\$ -	3,527	\$ 122,611	14	\$ 498	4,152	\$ 144,296	3,541
Nov-20	3,930	\$ 136,555	-	\$ -	3,143	\$ 109,320	8	\$ 262	3,930	\$ 136,555	3,151
Dec-20	3,802	\$ 132,140	-	\$ -	2,866	\$ 99,804	10	\$ 338	3,802	\$ 132,140	2,876
TOTALS	46,388	\$ 1,612,066	635	\$ 21,880	38,267	\$ 1,333,991	127	\$ 4,421	47,023	\$ 1,633,946	38,394

Yard waste

	Terrace Heights		Cheyne		Lower Valley	
	Regulated Tons	Regulated \$	Reg Tons	Reg \$	Non Reg Tons	Reg \$
Jan-20	2.92	\$ 52.56	0	\$ -	7.62	\$ 137.16
Feb-20	4.26	\$ 76.68	0	\$ -	0	\$ -
Mar-20	8.09	\$ 145.62	0	\$ -	0	\$ -
Apr-20	51.93	\$ 934.74	0	\$ -	0	\$ -
May-20	55.38	\$ 996.84	0	\$ -	0	\$ -
Jun-20	53.9	\$ 970.20	0	\$ -	0	\$ -
Jul-20	38.32	\$ 689.76	3.38	\$ 60.84	0	\$ -
Aug-20	40.32	\$ 725.76	0	\$ -	0	\$ -
Sep-20	70.17	\$ 1,717.99	0	\$ -	1.54	\$ 32.10
Oct-20	38.44	\$ 1,018.05	0	\$ -	0	\$ -
Nov-20	28.63	\$ 110.70	0	\$ -	0	\$ -
Dec-20	14.5	\$ 340.90	0	\$ -	0	\$ -
TOTAL	406.86	\$ 7,779.80	3.38	\$ 60.84	9.16	\$ 169.26

	Tons	\$
Total Reg MSW	49,802	\$ 1,729,093
Total Reg RO MSW	45,556	\$ 1,586,583
		\$ 3,315,676
Total Non Reg MSW	20,989	\$ 729,403
Total Non Reg RO MSW	13,842	\$ 482,019
		\$ 1,211,422
Total MSW Packer	70,791	\$ 2,458,496
Total RO MSW	59,398	\$ 2,068,601
Total Reg YW	368.15	7,031.02
Total Non Reg YW	51.25	978.88

	Reg	Non-Reg
Tons	95,358	34,831
	73%	27%

Pass Through per GL \$ 2,065,505
Difference \$ 3,097

Total Disposal per GL \$ 4,534,707
Difference \$ 400.35
0.01% imm

SOURCE:

Pass Thru	Cheyne										Total Packer	Total Pa
	Regulated Tons	Regulated \$	Non Reg Tons	Non Reg \$	RO Reg Tons	RO Reg \$	RO Non Reg Tons	RO Non Reg \$				
Jan-20	\$ 113,905	79 \$ 2,730	400 \$ 13,884	410 \$ 14,256	945 \$ 32,923	478 \$ 16,614	1,355					
Feb-20	\$ 102,378	67 \$ 2,329	367 \$ 12,747	493 \$ 17,151	913 \$ 31,810	434 \$ 15,076	1,406					
Mar-20	\$ 110,319	93 \$ 3,232	458 \$ 15,918	581 \$ 20,207	1,052 \$ 36,674	551 \$ 19,150	1,633					
Apr-20	\$ 105,078	89 \$ 3,100	505 \$ 17,555	559 \$ 18,414	853 \$ 29,733	594 \$ 20,655	1,413					
May-20	\$ 101,159	125 \$ 4,347	548 \$ 19,039	617 \$ 21,441	800 \$ 27,862	673 \$ 23,386	1,417					
Jun-20	\$ 115,151	44 \$ 1,530	559 \$ 19,432	674 \$ 23,462	1,167 \$ 40,690	603 \$ 20,962	1,841					
Jul-20	\$ 118,604	52 \$ 1,803	572 \$ 19,873	479 \$ 16,661	1,221 \$ 42,462	624 \$ 21,676	1,700					
Aug-20	\$ 110,321	30 \$ 1,034	577 \$ 20,064	514 \$ 17,847	1,076 \$ 37,475	607 \$ 21,098	1,589					
Sep-20	\$ 128,662	132 \$ 4,575	542 \$ 18,840	563 \$ 19,588	1,117 \$ 38,889	674 \$ 23,415	1,681					
Oct-20	\$ 123,109	97 \$ 3,371	480 \$ 17,047	567 \$ 19,698	1,151 \$ 40,031	577 \$ 20,417	1,718					
Nov-20	\$ 109,582	93 \$ 3,215	539 \$ 18,727	855 \$ 29,734	1,243 \$ 43,271	631 \$ 21,941	2,098					
Dec-20	\$ 100,143	97 \$ 3,362	492 \$ 17,113	462 \$ 16,149	925 \$ 32,168	589 \$ 20,475	1,386					
TOTALS	\$ 1,338,412	996 \$ 34,627	6,040 \$ 210,238	6,775 \$ 234,606	12,462 \$ 433,988	7,036 \$ 244,866	19,237					

Yard waste

Jan-20
Feb-20
Mar-20
Apr-20
May-20
Jun-20
Jul-20
Aug-20
Sep-20
Oct-20
Nov-20
Dec-20
TOTAL

Total Reg MSW
Total Reg RO MSW

Total Non Reg MSW
Total Non Reg RO MSW

Total MSW Packer
Total RO MSW

Total Reg YW
Total Non Reg YW

Pass Through per GL

Difference

Total Disposal per GL

Difference

SOURCE:

Iss Thru	Lower Valley										Total Packer	Total Pass Thru	
	Regulated		Non Reg		RO Reg		RO Non Reg						
	Tons	Regulated \$	Tons	Non Reg \$	Tons	RO Reg \$	Tons	RO Non Reg \$					
Jan-20	\$ 47,179	205	\$ 7,237	1,070	\$ 37,052	43	\$ 1,498	93	\$ 3,246	1,274	\$ 44,289	136	\$ 4,744
Feb-20	\$ 48,961	182	\$ 6,314	949	\$ 32,964	44	\$ 1,543	85	\$ 2,951	1,130	\$ 39,277	128	\$ 4,494
Mar-20	\$ 56,881	232	\$ 6,319	1,058	\$ 36,758	35	\$ 1,230	96	\$ 3,346	1,290	\$ 43,077	131	\$ 4,575
Apr-20	\$ 48,146	267	\$ 9,262	1,155	\$ 40,121	44	\$ 1,512	78	\$ 2,713	1,421	\$ 49,383	121	\$ 4,226
May-20	\$ 49,304	146	\$ 5,087	1,284	\$ 44,619	48	\$ 1,671	87	\$ 3,016	1,430	\$ 49,706	135	\$ 4,686
Jun-20	\$ 64,152	125	\$ 4,340	1,363	\$ 47,356	53	\$ 1,881	96	\$ 3,335	1,488	\$ 51,695	149	\$ 5,216
Jul-20	\$ 59,123	142	\$ 4,926	1,430	\$ 49,710	40	\$ 1,417	110	\$ 3,836	1,572	\$ 54,636	150	\$ 5,254
Aug-20	\$ 55,323	154	\$ 5,353	1,325	\$ 46,040	50	\$ 1,745	109	\$ 3,821	1,479	\$ 51,393	159	\$ 5,566
Sep-20	\$ 58,476	251	\$ 8,734	1,304	\$ 45,305	43	\$ 1,487	165	\$ 5,734	1,555	\$ 54,040	208	\$ 7,221
Oct-20	\$ 59,729	289	\$ 10,057	1,172	\$ 40,730	57	\$ 1,993	110	\$ 3,831	1,461	\$ 50,787	167	\$ 5,824
Nov-20	\$ 73,004	197	\$ 6,843	1,108	\$ 38,494	35	\$ 1,225	104	\$ 3,613	1,305	\$ 45,337	139	\$ 4,838
Dec-20	\$ 48,317	228	\$ 7,929	1,097	\$ 38,137	22	\$ 784	120	\$ 4,167	1,326	\$ 46,066	142	\$ 4,951
TOTALS	\$ 668,595	2,418	\$ 82,400	14,314	\$ 497,285	514	\$ 17,986	1,252	\$ 43,609	16,731	\$ 579,685	1,766	\$ 61,595

Yard waste

Jan-20
Feb-20
Mar-20
Apr-20
May-20
Jun-20
Jul-20
Aug-20
Sep-20
Oct-20
Nov-20
Dec-20
TOTAL

Total Reg MSW
Total Reg RO MSW

Total Non Reg MSW
Total Non Reg RO MSW

Total MSW Packer
Total RO MSW

Total Reg YW
Total Non Reg YW

Pass Through per GL

Difference

Total Disposal per GL

Difference

Yakima Waste Systems, Inc. G-98
 Recycle Breakout Summary
 For the Year Ended December 31, 2020

Row Labels	Sum of Tons	Pasted Values	Reg	Non-Reg
Commercial (non-regulated)	2,732.13	2,732.13	78%	78%
Mabton (non-regulated)	0.82	0.82	0%	0%
Other (non-regulated)- BDI Tons	293.83	293.83	8%	8%
Residential (regulated)	478.44	478.44	14%	14%
Grand Total	3,505.22	3,505.22	100%	86%

Mason County Garbage, Inc. Balance Sheet 2019-12

Districts/Grouping: 2195 Exclude IC:

System: SubSystem:

Main table with columns: (drill) From Epicor - Current Mth Actual BS, (drill) Three Month BS Trend (from Epicor), (drill) Current Mth (Posted, Unposted, Staged, Total), (drill) Oct-19, (drill) Nov-19, (drill) Dec-19, (drill) Total, (drill) Change from Prior Period. Rows include Local Depository Account, Inventory Parts, Acquisition Land, etc.

		(drill)	(drill)	(drill)	(drill)	(drill)	(drill)	(drill)	
		From Epicor - Current Mth Actual BS			Three Month BS Trend (from Epicor)				
		Current Mth			Total			Change from	
		Posted	Unposted	Staged	Total	Oct-19	Nov-19	Dec-19	Prior Period
20321	Vacation Accrual	38,997	-	-	38,997	65,046	62,298	38,997	(23,301)
20340	Accrued Liabilities Safety Bonus	24,128	-	-	24,128	77,418	19,268	24,128	4,860
20351	Accrued Liabilities Ins. - Workers Comp	6,373	-	-	6,373	2,124	4,249	6,373	2,124
20360	Accrued Liabilities - Property Tax	-	-	-	-	-	-	-	-
20397	Accrued Liabilities - UP Tracker	43	-	-	43	97	43	43	-
	Accrued Liab	103,809	-	-	103,809	307,495	85,857	103,809	17,951
	Current Liab	911,206	-	-	911,206	1,195,936	933,428	911,206	(22,222)
	LTD	-	-	-	-	-	-	-	-
	Overdraft	-	-	-	-	-	-	-	-
	Other LTD	-	-	-	-	-	-	-	-
	LT Contingent	-	-	-	-	-	-	-	-
	Deferred Taxes	-	-	-	-	-	-	-	-
	Minority Int	-	-	-	-	-	-	-	-
	Loan Fees	-	-	-	-	-	-	-	-
	Total Liabilities	911,206	-	-	911,206	1,195,936	933,428	911,206	(22,222)
	Common Stock	-	-	-	-	-	-	-	-
	Other Equity	-	-	-	-	-	-	-	-
	Deferred Comp	-	-	-	-	-	-	-	-
	Unrealized Swap Val	-	-	-	-	-	-	-	-
	APIC	-	-	-	-	-	-	-	-
	Treasury	-	-	-	-	-	-	-	-
	Cumulative translation adjustment	-	-	-	-	-	-	-	-
29100	Retained Earnings	9,267,744	-	-	9,267,744	9,045,775	9,170,555	9,267,744	97,189
	Retained Earnings	9,267,744	-	-	9,267,744	9,045,775	9,170,555	9,267,744	97,189
	Retained Earnings	9,267,744	-	-	9,267,744	9,045,775	9,170,555	9,267,744	97,189
	Total Liab & Equity	10,178,951	-	-	10,178,951	10,241,711	10,103,983	10,178,951	74,967
	BS Balance	-	-	-	-	-	-	-	(0)
	Data Not Included	-	-	-	-	-	-	-	-

Mason County Garbage, Inc. Balance Sheet 2020-12

Districts/Grouping: 2195 Exclude IC:

System: SubSystem:

Table with columns: (drill) From Epicor - Current Mth Actual BS, (drill) Three Month BS Trend (from Epicor), (drill) Change from Prior Period. Rows include various asset categories like Local Depository Account, Inventory Parts, Prepaid Licenses and Permits, Acquisition Land, and Intangibles.

	From Epicor - Current Mth Actual BS				Three Month BS Trend (from Epicor)			Change from Prior Period
	(drill)	(drill)	(drill)	(drill)	(drill)	(drill)	(drill)	
	Posted	Unposted	Staged	Total	Oct-20	Nov-20	Total Dec-20	
20181 Customer Deposits	3,757	-	-	3,757	3,757	3,757	3,757	-
A/P	868,697	-	-	868,697	746,399	764,719	868,697	103,977
20300 Unearned Revenue	138,628	-	-	138,628	137,434	122,252	138,628	16,376
Unearned Rev	138,628	-	-	138,628	137,434	122,252	138,628	16,376
20320 Accrued Liabilities Wages Commissions	59,817	-	-	59,817	-	18,010	59,817	41,808
20321 Vacation Accrual	26,278	-	-	26,278	36,749	34,365	26,278	(8,087)
20340 Accrued Liabilities Safety Bonus	15,142	-	-	15,142	47,749	7,576	15,142	7,566
20351 Accrued Liabilities Ins. - Workers Comp	5,976	-	-	5,976	1,883	3,984	5,976	1,992
20360 Accrued Liabilities - Property Tax	-	-	-	-	-	-	-	-
20397 Accrued Liabilities - UP Tracker	48	-	-	48	21	21	48	27
Accrued Liab	107,262	-	-	107,262	86,401	63,956	107,262	43,307
Current Liab	1,114,587	-	-	1,114,587	970,235	950,927	1,114,587	163,660
LTD	-	-	-	-	-	-	-	-
Overdraft	-	-	-	-	-	-	-	-
Other LTD	-	-	-	-	-	-	-	-
LT Contingent	-	-	-	-	-	-	-	-
Deferred Taxes	-	-	-	-	-	-	-	-
Minority Int	-	-	-	-	-	-	-	-
Loan Fees	-	-	-	-	-	-	-	-
Total Liabilities	1,114,587	-	-	1,114,587	970,235	950,927	1,114,587	163,660
Common Stock	-	-	-	-	-	-	-	-
Other Equity	-	-	-	-	-	-	-	-
Deferred Comp	-	-	-	-	-	-	-	-
Unrealized Swap Val	-	-	-	-	-	-	-	-
APIC	-	-	-	-	-	-	-	-
Treasury	-	-	-	-	-	-	-	-
Cumulative translation adjustment	-	-	-	-	-	-	-	-
29100 Retained Earnings	11,035,454	-	-	11,035,454	10,775,102	10,898,234	11,035,454	137,219
Retained Earnings	11,035,454	-	-	11,035,454	10,775,102	10,898,234	11,035,454	137,219
Retained Earnings	11,035,454	-	-	11,035,454	10,775,102	10,898,234	11,035,454	137,219
Total Liab & Equity	12,150,040	-	-	12,150,040	11,745,336	11,849,161	12,150,040	300,879
BS Balance	-	-	-	-	-	-	-	0
Data Not Included	-	-	-	-	-	-	-	-

Public Co		LURITO - GALLAGHER FORMULA MODEL 2018 v5.2c			Public Co	
Line No.	(a)	(b)	(c)	(b) + (c)	(e)	(d) + (e)
		Historical	Revenue Change	Proforma	Add: Revenue Sensitive Taxes	Revenue Requirement
1	Operating Revenue	12,467,431	697,054	13,164,485	19,857	13,184,342
2	Operating Expenses	11,928,906		11,928,906	19,857	11,948,763
3	Operating Income	538,525		1,235,579		\$1,235,579
4						
5	Interest Expense	77,196		77,196		77,196
6	Income Tax Expense			243,260		243,260
7						
8	Net Income			915,122		915,122
9						
10	Operating Ratio	95.68%		90.61%		90.63%
11						
12	Revenue Requirement					
13	Historical Revenue	12,467,431		Revenue Increase before taxes		697,054
14	Rate Increase	716,912		Rev Sensitive Taxes		19,857
15	Revenue Requirement	13,184,342		Rate Increase		716,912
16		Percent Increase		5.75%		
17						
18	Capital Structure Financing Investment			Financing Cost		
19	Type	Percent	Amount	Cost of Capital	Weighted	Amount
20	Equity	59.27%	3,372,110	27.14%	16.08%	915,122
21	Debt	40.73%	2,317,507	3.33%	1.36%	77,196
22	Total	100.00%	5,689,617		17.44%	992,319
23						
24						
25	Operating Statistics		Before	After		
26			Income Tax	Income Tax		
27	Return on Investment		21.72%	17.44%		
28	Return on Equity		34.35%	27.14%		
29	Operating Ratio		90.61%	90.63%		
30	Profit Margin		9.39%	9.39%		
31	Final turnover		2.32	2.32		
32	Tax Rate		21.00%	21.00%		
33						
34						
35	Revenue Sensitive Taxes Charges					
36			Rate	Taxes		
37	B & O Tax		1.750%	13,843		
38	WUTC Fee		0.510%	4,034		
39	City Tax		0.000%	-		
40	Bad Debts		0.250%	1,980		
41	Revenue Sensitive		2.510%	19,857		
42						
43	Conversion Factor		88.12%			

Public Co		LURITO - GALLAGHER FORMULA MODEL 2018 v5.2c			Public Co	
Line No.	(a)	(b)	(c)	(b) + (c)	(e)	(d) + (e)
		Historical	Revenue Change	Proforma	Add: Revenue Sensitive Taxes	Revenue Requirement
1	Operating Revenue	12,064,012	617,844	12,681,856	17,600	12,699,457
2	Operating Expenses	11,492,045		11,492,045	17,600	11,509,645
3	Operating Income	571,968		1,189,812		\$1,189,812
4						
5	Interest Expense	74,152		74,152		74,152
6	Income Tax Expense			234,289		234,289
7						
8	Net Income			881,371		881,371
9						
10	Operating Ratio	95.26%		90.62%		90.63%
11						
12	Revenue Requirement					
13		Historical Revenue	12,064,012	Revenue Increase before taxes		617,844
14		Rate Increase	635,444	Rev Sensitive Taxes		17,600
15		Revenue Requirement	12,699,457	Rate Increase		635,444
16			Percent Increase	5.27%		
17						
18	Capital Structure Financing Investment			Financing Cost		
19	Type	Percent	Amount	Cost of Capital	Weighted	Amount
20	Equity	59.27%	3,239,113	27.21%	16.13%	881,371
21	Debt	40.73%	2,226,104	3.33%	1.36%	74,152
22	Total	100.00%	5,465,216		17.48%	955,523
23						
24						
25	Operating Statistics		Before	After		
26			Income Tax	Income Tax		
27	Return on Investment		21.77%	17.48%		
28	Return on Equity		34.44%	27.21%		
29	Operating Ratio		90.62%	90.63%		
30	Profit Margin		9.38%	9.38%		
31	Final turnover		2.32	2.32		
32	Tax Rate		21.00%	21.00%		
33						
34						
35	Revenue Sensitive Taxes Charges					
36			Rate	Taxes		
37	B & O Tax		1.750%	12,270		
38	WUTC Fee		0.510%	3,576		
39	City Tax		0.000%	-		
40	Bad Debts		0.250%	1,755		
41	Revenue Sensitive		2.510%	17,600		
42						
43	Conversion Factor		88.12%			

Public Co		LURITO - GALLAGHER FORMULA MODEL 2018 v5.2c				Public Co
Line No.	(a)	(b)	(c)	(d)	(e)	(f)
		Historical	Revenue Change	Proforma	Add: Revenue Sensitive Taxes	Revenue Requirement
1	Operating Revenue	329,256	75,372	404,628	2,148	406,776
2	Operating Expenses	366,404		366,404	2,148	368,552
3	Operating Income	(37,148)		38,224		\$38,224
4						
5	Interest Expense	2,496		2,496		2,496
6	Income Tax Expense			7,503		7,503
7						
8	Net Income			28,225		28,225
9						
10	Operating Ratio	111.28%		90.55%		90.60%
11						
12	Revenue Requirement					
13	Historical Revenue	329,256		Revenue Increase before taxes		75,372
14	Rate Increase	77,520		Rev Sensitive Taxes		2,148
15	Revenue Requirement	406,776		Rate Increase		77,520
16		Percent Increase		23.54%		
17						
18	Capital Structure Financing Investment			Financing Cost		
19	Type	Percent	Amount	Cost of Capital	Weighted	Amount
20	Equity	59.27%	109,017	25.89%	15.34%	28,225
21	Debt	40.73%	74,923	3.33%	1.36%	2,496
22	Total	100.00%	183,940		16.70%	30,721
23						
24						
25	Operating Statistics		Before	After		
26			Income Tax	Income Tax		
27	Return on Investment		20.78%	16.70%		
28	Return on Equity		32.77%	25.89%		
29	Operating Ratio		90.55%	90.60%		
30	Profit Margin		9.45%	9.45%		
31	Final turnover		2.21	2.21		
32	Tax Rate		21.00%	21.00%		
33						
34						
35	Revenue Sensitive Taxes Charges					
36			Rate	Taxes		
37	B & O Tax		1.750%	1,497		
38	WUTC Fee		0.510%	436		
39	City Tax		0.000%	-		
40	Bad Debts		0.250%	214		
41	Revenue Sensitive		2.510%	2,148		
42						
43	Conversion Factor		88.09%			

Public Co		LURITO - GALLAGHER FORMULA MODEL 2018 v5.2c				Public Co	
Line No.	(a)	(b)	(c)	(d)	(e)	(f)	
		Historical	Revenue Change	Proforma	Add: Revenue Sensitive Taxes	Revenue Requirement	
1	Operating Revenue	74,162	3,785	77,948	108	78,056	
2	Operating Expenses	70,457		70,457	108	70,565	
3	Operating Income	3,705		7,490		\$7,490	
4							
5	Interest Expense	549		549		549	
6	Income Tax Expense			1,458		1,458	
7							
8	Net Income			5,484		5,484	
9							
10	Operating Ratio	95.00%		90.39%		90.40%	
11							
12	Revenue Requirement						
13	Historical Revenue	74,162		Revenue Increase before taxes		3,785	
14	Rate Increase	3,893		Rev Sensitive Taxes		108	
15	Revenue Requirement	78,056		Rate Increase		3,893	
16		Percent Increase		5.25%			
17							
18	Capital Structure Financing Investment			Financing Cost			
19	Type	Percent	Amount	Cost of Capital	Weighted	Amount	
20	Equity	59.27%	23,980	22.87%	13.55%	5,484	
21	Debt	40.73%	16,481	3.33%	1.36%	549	
22	Total	100.00%	40,461		14.91%	6,033	
23							
24							
25	Operating Statistics		Before	After			
26			Income Tax	Income Tax			
27	Return on Investment		18.51%	14.91%			
28	Return on Equity		28.95%	22.87%			
29	Operating Ratio		90.39%	90.40%			
30	Profit Margin		9.61%	9.61%			
31	Final turnover		1.93	1.93			
32	Tax Rate		21.00%	21.00%			
33							
34							
35	Revenue Sensitive Taxes Charges						
36			Rate	Taxes			
37	B & O Tax		1.750%	75			
38	WUTC Fee		0.510%	22			
39	City Tax		0.000%	-			
40	Bad Debts		0.250%	11			
41	Revenue Sensitive		2.510%	108			
42							
43	Conversion Factor		87.89%				

Journal Entry Query Tool

v.4.6

NOTE: Ctrl+Shift+J to pull data

Date Range:

From: 2020-01 To: 2020-12

Other Criteria

Districts: 2195 Accts: 50115, 52115, 55115, 56115, 70116 System: Subsystem:

Vendor Code: Amount From: Amount To: Posting: All

Total of Entries: ##### 0.00 Num of Entries Shown: 239 *pstd: P = Posted, U = Unposted, S = Staged, C:0 = I/C Unposted, -1 = Hanging out there. *records lli 10000

Table with columns: Full Account, Date, Amount USD, Amount CAD, Nat Currency, Journal Cc Psted*, Journal Description, User, R/Type, Vendor Code, One Time Vendor, Further Description, Date Doc, Doc Desc, Doc Ctrl Num. Contains 239 rows of financial data.

Journal Entry Query Tool

v.4.6

NOTE: Ctrl+Shift+J to pull data

Date Range:

From: 2020-01 To: 2020-12

Other Criteria

Districts: 2195 Accts: 50115, 52115, 55115, 56115, 70116 System: Subsystem:

Vendor Code: Amount From: Amount To: Posting: All

Total of Entries: ##### 0.00 Num of Entries Shown: 239 *pstd: P = Posted, U = Unposted, S = Staged, C:0 = I/C Unposted, -1 = Hanging out there. *records lli 10000

Table with columns: Full Account, Date, Amount USD, Amount CAD, Nat Currency, Journal Cc Psted*, Journal Description, User, R/Type, Vendor Code, One Time Vendor, Further Description, Date Doc, Doc Desc, Doc Ctrl Num. Contains 239 rows of financial entry data.

Date Range:
From: 2020-01
To: 2020-12

Other Criteria	
Districts:	2195
Accts:	50115, 52115, 55115, 56115, 70116
System:	
Subsystem:	
Vendor Code:	
Amount From:	
Amount To:	
Posting:	All

Total of Entries: ##### 0.00 *pstsd: P = Posted, U = Unposted, S = Staged, C:0 = I/C Unposted, -1 = Hanging out there.
 Num of Entries Shown: 239 239 *records lli 10000

Full Account	Date	Amount USD	Amount CAD	Nat Currency	Journal Cc	Pstsd*	Journal Description	User	R/Type	Vendor Code	One Time Vendor	Further Description	Date Doc	Doc Desc	Doc Ctrl Num
50115-2195-100-00	1/31/2020	(158.62)	0.00	USD	JRNLWAC	P	2019-12 B2 Hourly In progress	LaurenTi	0/JE IC			B2:2020-2:401K ER Match WC			
52115-2195-000-00	12/31/2020	80.61	0.00	USD	JRNLWAC	P	2020-12 B2 Hrly In prog Accl	JacobMas	0/JE IC			B2:2021-1:401K ER Match WC			
52115-2195-200-00	12/31/2020	159.29	0.00	USD	JRNLWAC	P	2020-12 B2 Hrly In prog Accl	JacobMas	0/JE IC			B2:2021-1:401K ER Match WC			
55115-2195-200-00	12/31/2020	43.08	0.00	USD	JRNLWAC	P	2020-12 B2 Hrly In prog Accl	JacobMas	0/JE IC			B2:2021-1:401K ER Match WC			
70116-2195-000-00	12/31/2020	81.59	0.00	USD	JRNLWAC	P	2020-12 B2 Hrly In prog Accl	JacobMas	0/JE IC			B2:2021-1:401K ER Match WC			

End of List

Sum of Amount USD	Column Labels					
Row Labels	50115	52115	70116	55115	56115	Grand Total
2020						
Qtr1						
Jan	7326.64	1048.42	1840.97	196.4	726.96	11139.39
Feb	6789.45	1082.1	2616.72	170.1	956.82	11615.19
Mar	7398.58	894.45	1898.73	182.36	726.96	11101.08
Qtr2						
Apr	7626.65	1027.92	1982.7	215.01	796.96	11649.24
May	7854.29	1130.26	2442.47	223.22	1177.94	12828.18
Qtr4						
Dec	1598.86	239.9	81.59	43.08		1963.43
Grand Total	38594.47	5423.05	10863.18	1030.17	4385.64	60296.51

Row Labels	50115	52115	70116	55115	56115	Grand Total
2020						
Qtr1						
Jan	7326.64	1048.42	1840.97	196.4	726.96	11139.39
Feb	6789.45	1082.1	2616.72	170.1	956.82	11615.19
Mar	7398.58	894.45	1898.73	182.36	726.96	11101.08
Qtr2						
Apr	7626.65	1027.92	1982.7	215.01	796.96	11649.24
May	7854.29	1130.26	2442.47	223.22	1177.94	12828.18
Qtr4						
Dec	1598.86	239.9	81.59	43.08		1963.43
Grand Total	38594.47	5423.05	10863.18	1030.17	4385.64	60296.51
	36,995.61	5,183.15	10,781.59	987.09	4,385.64	58,333.08
	51,793.85	7,256.41	15,094.23	1,381.93	6,139.90	81,666.31
	(1,598.86)	(239.90)	(81.59)	(43.08)	-	(1,963.43)
	50,194.99	7,016.51	15,012.64	1,338.85	6,139.90	79,702.88

This is the accrual for 5 months of 401k mat Adjusted for 7 months Back out December A

NOTE: Ctrl+Shift+J to pull data

Date Range:

From: 2020-01

To: 2020-12

Districts:

Accts:

System:

Subsystem:

Total of Entries: 106,149.62 0.00
 Num of Entries Shown: 35 35

*pstd: P = Posted, U = Unposted, S = Staged, C:0 = I/C Unposted, -1 = Hanging out there.
 *records limit: 10000

Full Account	Date	Amount USD	Amount CAD	Nat Currency	Journal Control Num	Pstd*	Journal Description	User	R/Type	Vendor Code
59342-2195-000-00	1/31/2020	561.50	0.00	USD	JRNLWA00403692	P	Jan 13th Insurance Entry	HeatherWe	0/JE IC	
59342-2195-000-00	2/29/2020	1,250.00	0.00	USD	JRNLWA00405156	P	Feb 7th Insurance Entry	HeatherWe	0/JE IC	
59343-2195-000-00	3/31/2020	4,800.00	0.00	USD	JRNLWA00406561	P	Mar 6th Insurance Entry	HeatherWe	0/JE IC	
59343-2195-000-00	3/31/2020	11,850.00	0.00	USD	JRNLWA00406602	P	Mar 31st Insurance Entry	LaurenTi	0/JE IC	
59343-2195-000-00	3/31/2020	4,200.00	0.00	USD	JRNLWA00406602	P	Mar 31st Insurance Entry	LaurenTi	0/JE IC	
59342-2195-000-00	4/30/2020	(1,250.00)	0.00	USD	JRNLWA00408277	P	Apr 30th Insurance Entry	LaurenTi	0/JE IC	
59343-2195-000-00	4/30/2020	9,420.00	0.00	USD	JRNLWA00408277	P	Apr 30th Insurance Entry	LaurenTi	0/JE IC	
59400-2195-000-00	4/30/2020	476.08	0.00	USD	JRNLWA00409176	P	OPEX14 - AP ACCRUAL	JacobMas	0/JE IC	
59400-2195-000-00	5/7/2020	476.08	0.00	USD	JRNLWA00409241	P	From Voucher Posting.	asnell	0/JE IC	VUS000033767
59400-2195-000-00	5/31/2020	(476.08)	0.00	USD	JRNLWA00409264	P	OPEX14 - AP ACCRUAL	HeatherH	0/JE IC	
59341-2195-000-00	5/31/2020	1,250.00	0.00	USD	JRNLWA00409726	P	May 29th Insurance Entry	HeatherH	0/JE IC	
59343-2195-000-00	7/31/2020	4,800.00	0.00	USD	JRNLWA00412762	P	July 31st Insurance Entry	HeatherH	0/JE IC	
59344-2195-000-00	7/31/2020	36.94	0.00	USD	JRNLWA00412762	P	July 31st Insurance Entry	HeatherH	0/JE IC	
59400-2195-000-00	7/31/2020	(27,349.67)	0.00	USD	JRNLWA00413435	P	OPEX14 - AP ACCRUAL	HelenaK	0/JE IC	
59400-2195-000-00	7/31/2020	27,349.67	0.00	USD	JRNLWA00413435	P	OPEX14 - AP ACCRUAL	HelenaK	0/JE IC	
59400-2195-000-00	8/26/2020	27,349.67	0.00	USD	JRNLWA00413996	P	From Voucher Posting.	asnell	0/JE IC	VUS000014288
59400-2195-000-00	8/31/2020	27,349.67	0.00	USD	JRNLWA00413597	P	OPEX14 - AP ACCRUAL	JacobMas	0/JE IC	
59400-2195-000-00	8/31/2020	(27,349.67)	0.00	USD	JRNLWA00413597	P	OPEX14 - AP ACCRUAL	JacobMas	0/JE IC	
59341-2195-000-00	8/31/2020	536.09	0.00	USD	JRNLWA00414222	P	August 31st Self Insurance Ent	HelenaK	0/JE IC	
59342-2195-000-00	8/31/2020	49,750.00	0.00	USD	JRNLWA00414222	P	August 31st Self Insurance Ent	HelenaK	0/JE IC	
59342-2195-000-00	8/31/2020	(19,725.50)	0.00	USD	JRNLWA00414222	P	August 31st Self Insurance Ent	HelenaK	0/JE IC	
59343-2195-000-00	8/31/2020	(59.00)	0.00	USD	JRNLWA00414222	P	August 31st Self Insurance Ent	HelenaK	0/JE IC	
59344-2195-000-00	8/31/2020	(13,903.97)	0.00	USD	JRNLWA00414222	P	August 31st Self Insurance Ent	HelenaK	0/JE IC	
59343-2195-000-00	9/30/2020	2,800.00	0.00	USD	JRNLWA00415606	P	Sept 30th Self Insurance Entry	HeatherH	0/JE IC	
59400-2195-000-00	9/30/2020	540.00	0.00	USD	JRNLWA00416448	P	OPEX14 - AP ACCRUAL	LaurenTi	0/JE IC	
59400-2195-000-00	10/16/2020	540.00	0.00	USD	JRNLWA00417009	P	From Voucher Posting.	asnell	0/JE IC	VUS000035223
59400-2195-000-00	10/31/2020	(540.00)	0.00	USD	JRNLWA00416488	P	OPEX14 - AP ACCRUAL	LaurenTi	0/JE IC	
59343-2195-000-00	10/31/2020	19,950.00	0.00	USD	JRNLWA00417303	P	Oct 30th Self Insurance Entry	HelenaK	0/JE IC	
59341-2195-000-00	11/30/2020	1,250.00	0.00	USD	JRNLWA00418756	P	Nov 30th Self Insurance Entry	LaurenTi	0/JE IC	
59400-2195-000-00	11/30/2020	4,000.00	0.00	USD	JRNLWA00419617	P	OPEX14 - AP ACCRUAL	JacobMas	0/JE IC	
59400-2195-000-00	12/18/2020	4,000.00	0.00	USD	JRNLWA00420158	P	From Voucher Posting.	asnell	0/JE IC	VUS000039938
59400-2195-000-00	12/31/2020	(4,000.00)	0.00	USD	JRNLWA00419658	P	OPEX14 - AP ACCRUAL	JacobMas	0/JE IC	
59341-2195-000-00	12/31/2020	(1,250.00)	0.00	USD	JRNLWA00420515	P	Dec 31st Self Insurance Entry	HeatherH	0/JE IC	
59341-2195-000-00	12/31/2020	1,250.00	0.00	USD	JRNLWA00420515	P	Dec 31st Self Insurance Entry	HeatherH	0/JE IC	
59343-2195-000-00	12/31/2020	(3,732.19)	0.00	USD	JRNLWA00420515	P	Dec 31st Self Insurance Entry	HeatherH	0/JE IC	

End of List

Can you confirm if any of these claims are directly related to regulated or non-regulated? If not please put them in the general category.

Row Labels	Sum of Amount USD	Sum of Amount USD	Regulated	Non-Regulated	General
59341-2195-000-00	3,036.09	3,036.09			
Auto NI claim 55561671960486	1,786.09	1,786.09	1,786.09		
Auto NI claim 55561672873068	-	-			
Auto NI claim 5556167299518X	1,250.00	1,250.00	1,250.00		
59342-2195-000-00	30,586.00	30,586.00			
Auto NI claim 55564959532611	(19,164.00)	(19,164.00)	(19,164.00)		
Auto NI claim 55565174710651	-	-			
Auto NI claim 55564954604094	49,750.00	49,750.00	49,750.00		
59343-2195-000-00	54,028.81	54,028.81			
WC NI claim 6D361661489642	16,650.00	16,650.00	16,650.00		
WC NI claim 6D367805009917	13,620.00	13,620.00	13,620.00		
WC NI claim 6D361662262876	1,008.81	1,008.81	1,008.81		
WC NI claim 6D361662565970	22,750.00	22,750.00	22,750.00		
59344-2195-000-00	(13,867.03)	(13,867.03)			
WC NI claim 6D368775803039	36.94	36.94	36.94		
WC NI claim 6D368775836864	(13,903.97)	(13,903.97)	(13,903.97)		
59400-2195-000-00	32,365.75	32,365.75			
Damage claim - Betker 4-2-2020	-	-			
TG SOLUTIONS LLC	476.08	476.08	476.08		
PO 01732: PACIFIC POWER AND LIGHT: CHECK	-	-			
Damage claim-Victor Ponce	-	-			
PACIFIC POWER AND LIGHT	27,349.67	27,349.67	27,349.67		
Damage claim-Josh Moore	-	-			
RON VALICOFF	540.00	540.00	540.00		
PO 02710: Keith Tahkeal: PCard: Damage c	-	-			
KEITH TAHKEAL	4,000.00	4,000.00	4,000.00		
Grand Total	106,149.62	106,149.62	106,149.62	-	-

Other Criteria
2195 59341,59342,59343,59344,59400
Vendor Code: Amount From: Amount To: Posting: All

Total of Entries:
Num of Entries Shown:

Full Account	One Time Vendor	Further Description	Date Doc	Doc Desc	Doc Ctrl Num
59342-2195-000-00		Auto NI claim 55564959532611			
59342-2195-000-00		Auto NI claim 55565174710651			
59343-2195-000-00		WC NI claim 6D361661489642			
59343-2195-000-00		WC NI claim 6D361661489642			
59343-2195-000-00		WC NI claim 6D367805009917			
59342-2195-000-00		Auto NI claim 55565174710651			
59343-2195-000-00		WC NI claim 6D367805009917			
59400-2195-000-00		Damage claim - Betker 4-2-2020			
59400-2195-000-00		TG SOLUTIONS LLC	4/3/20	Damage claim - Betker 4-2-2020	May-00
59400-2195-000-00		Damage claim - Betker 4-2-2020			
59341-2195-000-00		Auto NI claim 55561671960486			
59343-2195-000-00		WC NI claim 6D361662262876			
59344-2195-000-00		WC NI claim 6D368775803039			
59400-2195-000-00		PO 01732: PACIFIC POWER AND LIGHT: CHECK			
59400-2195-000-00		Damage claim-Victor Ponce			
59400-2195-000-00		PACIFIC POWER AND LIGHT	7/8/20	Damage claim-Victor Ponce	#####
59400-2195-000-00		PO 01732: PACIFIC POWER AND LIGHT: CHECK			
59400-2195-000-00		Damage claim-Victor Ponce			
59341-2195-000-00		Auto NI claim 55561671960486			
59342-2195-000-00		Auto NI claim 55564954604094			
59342-2195-000-00		Auto NI claim 55564959532611			
59343-2195-000-00		WC NI claim 6D361662262876			
59344-2195-000-00		WC NI claim 6D368775836864			
59343-2195-000-00		WC NI claim 6D361662565970			
59400-2195-000-00		Damage claim-Josh Moore			
59400-2195-000-00		RON VALICOFF	7/22/20	Damage claim-Josh Moore	Damage-4040
59400-2195-000-00		Damage claim-Josh Moore			
59343-2195-000-00		WC NI claim 6D361662565970			
59341-2195-000-00		Auto NI claim 55561672873068			
59400-2195-000-00		PO 02710: Keith Tahkeal: PCard: Damage c			
59400-2195-000-00		KEITH TAHKEAL	11/12/20	Damage claim	Damage-Tahkeal
59400-2195-000-00		PO 02710: Keith Tahkeal: PCard: Damage c			
59341-2195-000-00		Auto NI claim 55561672873068			
59341-2195-000-00		Auto NI claim 5556167299518X			
59343-2195-000-00		WC NI claim 6D361662262876			

End of List

Can you confirm if any of these claims are directly relat

Row Labels
59341-2195-000-00
Auto NI claim 55561671960486
Auto NI claim 55561672873068
Auto NI claim 5556167299518X
59342-2195-000-00
Auto NI claim 55564959532611
Auto NI claim 55565174710651
Auto NI claim 55564954604094
59343-2195-000-00
WC NI claim 6D361661489642
WC NI claim 6D367805009917
WC NI claim 6D361662262876
WC NI claim 6D361662565970
59344-2195-000-00
WC NI claim 6D368775803039
WC NI claim 6D368775836864
59400-2195-000-00
Damage claim - Betker 4-2-2020
TG SOLUTIONS LLC
PO 01732: PACIFIC POWER AND LIGHT: CHECK
Damage claim-Victor Ponce
PACIFIC POWER AND LIGHT
Damage claim-Josh Moore
RON VALICOFF
PO 02710: Keith Tahkeal: PCard: Damage c
KEITH TAHKEAL
Grand Total

Date Range:

From: 2017-01
To: 2020-12

Other Criteria

Districts: 2195 Vendor Code:
Accts: 59341,59342,59343,59344 Amount From:
System: Amount To:
Subsystem: Posting: All

Total of Entries: 390,520.88 0.00
Num of Entries Shown: 157 157

*pstcd: P = Posted, U = Unposted, S = Staged, C:0 = I/C Unposted, -1 = Hanging out there.
*records limit: 10000

Table with columns: Full Account, Date, Amount USD, Amount CAD, Nat Currency, Journal Contro, Psted*, Journal Descri User, R/Type, Vendor Code, One Time Vc, Further Descri Date, Doc, Doc Desc, Doc C. Rows include various insurance entries with dates from 2017 to 2020 and amounts in USD and CAD.

Date Range:
From: 2017-01
To: 2020-12

Other Criteria
Districts: 2195
Accts: 59341,59342,59343,59344
System:
Subsystem:
Vendor Code:
Amount From:
Amount To:
Posting: All

Total of Entries: 390,520.88 0.00
Num of Entries Shown: 157 157

*pstd: P = Posted, U = Unposted, S = Staged, C:0 = I/C Unposted, -1 = Hanging out there.
*records limit: 10000

Full Account	Date	Amount USD	Amount CAD	Nat Currency	Journal Contro	Pstd*	Journal Descri User	R/Type	Vendor Code One Time V€	Further Descri Date Doc	Doc Desc	Doc C
59342-2195-000-00	1/26/2017	4,000.00	0.00	USD	JRNLWA0034	P	Jan 12th Insur HeatherWe	0/JE IC				Auto NI claim 55564953801127
59343-2195-000-00	8/31/2020	(59.00)	0.00	USD	JRNLWA0041	P	August 31st S HelenaK	0/JE IC				WC NI claim 6D361662262876
59344-2195-000-00	8/31/2020	(13,903.97)	0.00	USD	JRNLWA0041	P	August 31st S HelenaK	0/JE IC				WC NI claim 6D368775836864
59343-2195-000-00	9/30/2020	2,800.00	0.00	USD	JRNLWA0041	P	Sept 30th Self HeatherH	0/JE IC				WC NI claim 6D361662565970
59400-2195-000-00	9/30/2020	540.00	0.00	USD	JRNLWA0041	P	OPEX14 - AP LaurenTi	0/JE IC				Damage claim-Josh Moore
59400-2195-000-00	10/16/2020	540.00	0.00	USD	JRNLWA0041	P	From Voucher asnell	0/JE IC	VUS000035223			RON VALICOI 7/22/20 Damage claim-Dama
59400-2195-000-00	10/31/2020	(540.00)	0.00	USD	JRNLWA0041	P	OPEX14 - AP LaurenTi	0/JE IC				Damage claim-Josh Moore
59343-2195-000-00	10/31/2020	19,950.00	0.00	USD	JRNLWA0041	P	Oct 30th Self I HelenaK	0/JE IC				WC NI claim 6D361662565970
59341-2195-000-00	11/30/2020	1,250.00	0.00	USD	JRNLWA0041	P	Nov 30th Self LaurenTi	0/JE IC				Auto NI claim 55561672873068
59400-2195-000-00	11/30/2020	4,000.00	0.00	USD	JRNLWA0041	P	OPEX14 - AP JacobMas	0/JE IC				PO 02710: Keith Tahkeal: PCard: Damage c
59400-2195-000-00	12/18/2020	4,000.00	0.00	USD	JRNLWA0042	P	From Voucher asnell	0/JE IC	VUS000039938			KEITH TAHKE 11/12/20 Damage claim Dama
59400-2195-000-00	12/31/2020	(4,000.00)	0.00	USD	JRNLWA0041	P	OPEX14 - AP JacobMas	0/JE IC				PO 02710: Keith Tahkeal: PCard: Damage c
59341-2195-000-00	12/31/2020	(1,250.00)	0.00	USD	JRNLWA0042	P	Dec 31st Self HeatherH	0/JE IC				Auto NI claim 55561672873068
59341-2195-000-00	12/31/2020	1,250.00	0.00	USD	JRNLWA0042	P	Dec 31st Self HeatherH	0/JE IC				Auto NI claim 5556167299518X
59343-2195-000-00	12/31/2020	(3,732.19)	0.00	USD	JRNLWA0042	P	Dec 31st Self HeatherH	0/JE IC				WC NI claim 6D361662262876

End of List

Sum of Amount USD	Column Labels 2017	2018	2019	2020	Grand Total
Row Labels					
59341-2195-000-00	11,468.34	80,330.00	46,055.99	3,036.09	140,890.42
59342-2195-000-00	3,355.24	21,754.80	(34,755.72)	30,586.00	20,940.32
59343-2195-000-00	53,276.79	31,577.44	2,664.76	54,028.81	141,547.80
59344-2195-000-00	(6,160.99)	43,790.43	(8,859.45)	(13,867.03)	14,902.96
59400-2195-000-00	11,403.68	16,156.22	12,313.73	32,365.75	72,239.38
Grand Total	73,343.06	193,608.89	17,419.31	106,149.62	390,520.88

Pasted Values

	2017	2018	2019	2020	Grand Total	Average
Row Labels						
59341-2195-000-00	11,468.34	80,330.00	46,055.99	3,036.09	140,890.42	35,222.61
59342-2195-000-00	3,355.24	21,754.80	(34,755.72)	30,586.00	20,940.32	5,235.08
59343-2195-000-00	53,276.79	31,577.44	2,664.76	54,028.81	141,547.80	35,386.95
59344-2195-000-00	(6,160.99)	43,790.43	(8,859.45)	(13,867.03)	14,902.96	3,725.74
59400-2195-000-00	11,403.68	16,156.22	12,313.73	32,365.75	72,239.38	18,059.85
Grand Total	73,343.06	193,608.89	17,419.31	106,149.62	390,520.88	97,630.22

Date Range:

From: 2020-01

To: 2020-12

Districts: 2195

Accts: 43001

System:

Subsystem:

Total of Entries: 286,669.02 0.00 *pstd: P = Posted, U = Unposted, S = Staged, C:0 = I/C Unposted, -1 = Hanging out there.
 Num of Entries Shown: 59 59 *records limit: 10000

Full Account	Date	Amount USD	Amount CAD	Nat Currency	Journal Control Num	Psted*	Journal Description	User	R/Type	Vendor Code	One Time Vendor
43001-2195-000-99	1/31/2020	(225.32)	0.00	USD	JRNLWA00403298	P	WRO B&O Tax Accrual	JoshuaV	0/JE IC		
43001-2195-000-00	1/31/2020	20,345.72	0.00	USD	JRNLWA00404417	P	TAX3-Accr. B&O Tax	HelenaK	0/JE IC		
43001-2195-000-99	1/31/2020	224.79	0.00	USD	JRNLWA00404540	P	WRO B&O Tax Reclass	HeatherWe	0/JE IC		
43001-2195-000-99	1/31/2020	211.16	0.00	USD	JRNLWA00404635	P	WRO B&O Tax Accrual	HeatherH	0/JE IC		
43001-2195-000-99	2/29/2020	(211.16)	0.00	USD	JRNLWA00404651	P	WRO B&O Tax Accrual	JoshuaV	0/JE IC		
43001-2195-000-00	2/29/2020	20,239.76	0.00	USD	JRNLWA00405662	P	TAX3-Accr. B&O Tax	HeatherH	0/JE IC		
43001-2195-000-99	2/29/2020	211.13	0.00	USD	JRNLWA00405743	P	WRO B&O Tax Reclass	LaurenTi	0/JE IC		
43001-2195-000-99	2/29/2020	271.15	0.00	USD	JRNLWA00406167	P	WRO B&O Tax Accrual	HeatherH	0/JE IC		
43001-2195-000-99	3/31/2020	(271.15)	0.00	USD	JRNLWA00406183	P	WRO B&O Tax Accrual	HeatherH	0/JE IC		
43001-2195-000-99	3/31/2020	271.10	0.00	USD	JRNLWA00406719	P	WRO B&O Tax Reclass	HeatherWe	0/JE IC		
43001-2195-000-00	3/31/2020	21,307.88	0.00	USD	JRNLWA00407524	P	TAX3-Accr. B&O Tax	LaurenTi	0/JE IC		
43001-2195-000-00	3/31/2020	59.55	0.00	USD	JRNLWA00407665	P	OPEX14 - AP ACCRUAL	HeatherH	0/JE IC		
43001-2195-000-99	3/31/2020	205.64	0.00	USD	JRNLWA00407793	P	WRO B&O Tax Accrual	LaurenTi	0/JE IC		
43001-2195-000-00	4/14/2020	59.55	0.00	USD	JRNLWA00407893	P	From Voucher Posting.	asnell	0/JE IC	VUS000015404	
43001-2195-000-00	4/30/2020	(59.55)	0.00	USD	JRNLWA00407751	P	OPEX14 - AP ACCRUAL	HeatherH	0/JE IC		
43001-2195-000-99	4/30/2020	(205.64)	0.00	USD	JRNLWA00407810	P	WRO B&O Tax Accrual	LaurenTi	0/JE IC		
43001-2195-000-99	4/30/2020	271.26	0.00	USD	JRNLWA00408812	P	WRO B&O Tax Reclass	HelenaK	0/JE IC		
43001-2195-000-00	4/30/2020	24,305.27	0.00	USD	JRNLWA00408950	P	TAX3-Accr. B&O Tax	LaurenTi	0/JE IC		
43001-2195-000-99	4/30/2020	213.79	0.00	USD	JRNLWA00409108	P	WRO B&O Tax Accrual	LaurenTi	0/JE IC		
43001-2195-000-99	5/31/2020	(213.79)	0.00	USD	JRNLWA00409185	P	WRO B&O Tax Accrual	JacobMas	0/JE IC		
43001-2195-000-99	5/31/2020	183.22	0.00	USD	JRNLWA00410113	P	WRO B&O Tax Reclass	HelenaK	0/JE IC		
43001-2195-000-00	5/31/2020	24,067.57	0.00	USD	JRNLWA00410203	P	TAX3-Accr. B&O Tax	HeatherH	0/JE IC		
43001-2195-000-99	5/31/2020	223.06	0.00	USD	JRNLWA00410682	P	WRO B&O Tax Accrual	LaurenTi	0/JE IC		
43001-2195-000-99	6/30/2020	(223.06)	0.00	USD	JRNLWA00410686	P	WRO B&O Tax Accrual	LaurenTi	0/JE IC		
43001-2195-000-00	6/30/2020	24,979.33	0.00	USD	JRNLWA00411586	P	TAX3-Accr. B&O Tax	HelenaK	0/JE IC		
43001-2195-000-99	6/30/2020	213.76	0.00	USD	JRNLWA00411868	P	WRO B&O Tax Reclass	HelenaK	0/JE IC		
43001-2195-000-99	6/30/2020	198.80	0.00	USD	JRNLWA00412210	P	WRO B&O Tax Accrual	LaurenTi	0/JE IC		
43001-2195-000-99	7/31/2020	(198.80)	0.00	USD	JRNLWA00412234	P	WRO B&O Tax Accrual	HeatherH	0/JE IC		
43001-2195-000-99	7/31/2020	198.73	0.00	USD	JRNLWA00413308	P	WRO B&O Tax Reclass	HelenaK	0/JE IC		
43001-2195-000-00	7/31/2020	25,339.16	0.00	USD	JRNLWA00413436	P	TAX3-Accr. B&O Tax	HelenaK	0/JE IC		
43001-2195-000-99	7/31/2020	216.16	0.00	USD	JRNLWA00413741	P	WRO B&O Tax Accrual	LaurenTi	0/JE IC		
43001-2195-000-99	8/31/2020	(216.16)	0.00	USD	JRNLWA00413759	P	WRO B&O Tax Accrual	LaurenTi	0/JE IC		
43001-2195-000-00	8/31/2020	24,857.09	0.00	USD	JRNLWA00414605	P	TAX3-Accr. B&O Tax	JoshuaV	0/JE IC		
43001-2195-000-99	8/31/2020	224.14	0.00	USD	JRNLWA00414745	P	WRO B&O Tax Reclass	LaurenTi	0/JE IC		
43001-2195-000-99	8/31/2020	192.56	0.00	USD	JRNLWA00415156	P	WRO B&O Tax Accrual	LaurenTi	0/JE IC		
43001-2195-000-99	9/30/2020	(192.56)	0.00	USD	JRNLWA00415170	P	WRO B&O Tax Accrual	LaurenTi	0/JE IC		
43001-2195-000-00	9/30/2020	204.58	0.00	USD	JRNLWA00416460	P	MISC1 -Exp Reclass	LaurenTi	0/JE IC		
43001-2195-000-00	9/30/2020	26,522.50	0.00	USD	JRNLWA00416553	P	TAX3-Accr. B&O Tax	HeatherH	0/JE IC		
43001-2195-000-99	9/30/2020	192.51	0.00	USD	JRNLWA00416601	P	WRO B&O Tax Reclass	HeatherH	0/JE IC		
43001-2195-000-99	9/30/2020	218.84	0.00	USD	JRNLWA00416901	P	WRO B&O Tax Accrual	LaurenTi	0/JE IC		
43001-2195-000-99	10/31/2020	(218.84)	0.00	USD	JRNLWA00416902	P	WRO B&O Tax Accrual	LaurenTi	0/JE IC		
43001-2195-000-99	10/31/2020	585.83	0.00	USD	JRNLWA00418065	P	WRO B&O Tax Reclass	HelenaK	0/JE IC		
43001-2195-000-00	10/31/2020	(1,071.16)	0.00	USD	JRNLWA00418207	P	MISC3-Cash Account Reclasses	awatson	0/JE IC		
43001-2195-000-00	10/31/2020	26,718.65	0.00	USD	JRNLWA00418210	P	TAX3-Accr. B&O Tax	awatson	0/JE IC		
43001-2195-000-99	10/31/2020	212.50	0.00	USD	JRNLWA00418361	P	WRO B&O Tax Accrual	LaurenTi	0/JE IC		
43001-2195-000-99	11/30/2020	(212.50)	0.00	USD	JRNLWA00418395	P	WRO B&O Tax Accrual	HeatherH	0/JE IC		
43001-2195-000-99	11/30/2020	212.46	0.00	USD	JRNLWA00419399	P	WRO B&O Tax Reclass	HelenaK	0/JE IC		
43001-2195-000-00	11/30/2020	25,258.64	0.00	USD	JRNLWA00419613	P	TAX3-Accr. B&O Tax	JacobMas	0/JE IC		
43001-2195-000-00	11/30/2020	(3,530.70)	0.00	USD	JRNLWA00419616	P	MISC3-BS Recons and PL Reclass	JacobMas	0/JE IC		
43001-2195-000-00	11/30/2020	(1,042.98)	0.00	USD	JRNLWA00419616	P	MISC3-BS Recons and PL Reclass	JacobMas	0/JE IC		
43001-2195-000-00	11/30/2020	1,250.31	0.00	USD	JRNLWA00419616	P	MISC3-BS Recons and PL Reclass	JacobMas	0/JE IC		
43001-2195-000-99	11/30/2020	346.65	0.00	USD	JRNLWA00419897	P	WRO B&O Tax Accrual	HeatherH	0/JE IC		
43001-2195-000-99	12/31/2020	(346.65)	0.00	USD	JRNLWA00419965	P	WRO B&O Tax Accrual	HeatherH	0/JE IC		
43001-2195-000-00	12/31/2020	(397.39)	0.00	USD	JRNLWA00420582	P	REV8-Cash Adjustments	ahuynh	0/JE IC		
43001-2195-000-99	12/31/2020	346.58	0.00	USD	JRNLWA00421071	P	WRO B&O Tax Reclass	LaurenTi	0/JE IC		
43001-2195-000-00	12/31/2020	24,450.99	0.00	USD	JRNLWA00421235	P	TAX3-Accr. B&O Tax	JoshuaV	0/JE IC		
43001-2195-000-00	12/31/2020	20.11	0.00	USD	JRNLWA00421279	P	MISC3-BS Recons and PL Reclass	HelenaK	0/JE IC		
43001-2195-000-00	12/31/2020	(384.70)	0.00	USD	JRNLWA00421279	P	MISC3-BS Recons and PL Reclass	HelenaK	0/JE IC		
43001-2195-000-99	12/31/2020	258.65	0.00	USD	JRNLWA00421686	P	WRO B&O Tax Accrual	HeatherH	0/JE IC		

End of List

Row Labels	Sum of Amount USD	Sum of Amount USD
WRO B&O Tax Accrual 12/19	(225.32)	(225.32) B
B&O Tax Accrual	288,392.56	288,392.56 B
WRO B&O Tax Reclass	3,135.51	3,135.51 B
WRO B&O Tax Accrual 1/20	-	-
WRO B&O Tax Accrual 2/20	-	-
Jan/Feb Addtioinal Payment	-	-
WRO B&O Tax Accrual 3/20	-	-
CITY OF MABTON	59.55	59.55 x

Journal Entry Query T

v.4.6

Other Criteria

Vendor Code:
 Amount From:
 Amount To:
 Posting: All

Total of Entries:
 Num of Entries Shown:

Full Account	Further Description	Date Doc	Doc Desc	Doc Ctrl Num
43001-2195-000-99	WRO B&O Tax Accrual 12/19			
43001-2195-000-00	B&O Tax Accrual			
43001-2195-000-99	WRO B&O Tax Reclass			
43001-2195-000-99	WRO B&O Tax Accrual 1/20			
43001-2195-000-99	WRO B&O Tax Accrual 1/20			
43001-2195-000-00	B&O Tax Accrual			
43001-2195-000-99	WRO B&O Tax Reclass			
43001-2195-000-99	WRO B&O Tax Accrual 2/20			
43001-2195-000-99	WRO B&O Tax Accrual 2/20			
43001-2195-000-99	WRO B&O Tax Reclass			
43001-2195-000-00	B&O Tax Accrual			
43001-2195-000-00	Jan/Feb Addtioinal Payment			
43001-2195-000-99	WRO B&O Tax Accrual 3/20			
43001-2195-000-00	CITY OF MABTON	2/29/20	Jan/Feb Addtioinal Payment	Jan/Feb 2020
43001-2195-000-00	Jan/Feb Addtioinal Payment			
43001-2195-000-99	WRO B&O Tax Accrual 3/20			
43001-2195-000-99	WRO B&O Tax Reclass			
43001-2195-000-00	B&O Tax Accrual			
43001-2195-000-99	WRO B&O Tax Accrual 4/20			
43001-2195-000-99	WRO B&O Tax Accrual 4/20			
43001-2195-000-99	WRO B&O Tax Reclass			
43001-2195-000-00	B&O Tax Accrual			
43001-2195-000-99	WRO B&O Tax Accrual 5/20			
43001-2195-000-99	WRO B&O Tax Accrual 5/20			
43001-2195-000-00	B&O Tax Accrual			
43001-2195-000-99	WRO B&O Tax Reclass			
43001-2195-000-99	WRO B&O Tax Accrual 6/20			
43001-2195-000-99	WRO B&O Tax Accrual 6/20			
43001-2195-000-99	WRO B&O Tax Reclass			
43001-2195-000-00	B&O Tax Accrual			
43001-2195-000-99	WRO B&O Tax Accrual 7/20			
43001-2195-000-99	WRO B&O Tax Accrual 7/20			
43001-2195-000-00	B&O Tax Accrual			
43001-2195-000-99	WRO B&O Tax Reclass			
43001-2195-000-99	WRO B&O Tax Accrual 8/20			
43001-2195-000-99	WRO B&O Tax Accrual 8/20			
43001-2195-000-00	Tax Adj			
43001-2195-000-00	B&O Tax Accrual			
43001-2195-000-99	WRO B&O Tax Reclass			
43001-2195-000-99	WRO B&O Tax Accrual 9/20			
43001-2195-000-99	WRO B&O Tax Accrual 9/20			
43001-2195-000-99	WRO B&O Tax Reclass			
43001-2195-000-00	Refuse Tax True up			
43001-2195-000-00	B&O Tax Accrual			
43001-2195-000-99	WRO B&O Tax Accrual 10/20			
43001-2195-000-99	WRO B&O Tax Accrual 10/20			
43001-2195-000-99	WRO B&O Tax Reclass			
43001-2195-000-00	B&O Tax Accrual			
43001-2195-000-00	Sales Tax			
43001-2195-000-00	Excise Tax Reclass			
43001-2195-000-00	Refuse Tax			
43001-2195-000-99	WRO B&O Tax Accrual 11/20			
43001-2195-000-99	WRO B&O Tax Accrual 11/20			
43001-2195-000-00	WA DOR refund			
43001-2195-000-99	WRO B&O Tax Reclass			
43001-2195-000-00	B&O Tax Accrual			
43001-2195-000-00	Tax True Up			
43001-2195-000-00	Tax True Up			
43001-2195-000-99	WRO B&O Tax Accrual 12/20			

End of List

Row Labels

WRO B&O Tax Accrual 12/19
 B&O Tax Accrual
 WRO B&O Tax Reclass
 WRO B&O Tax Accrual 1/20
 WRO B&O Tax Accrual 2/20
 Jan/Feb Addtioinal Payment
 WRO B&O Tax Accrual 3/20
 CITY OF MABTON

Date Range:
From: 2020-01
To: 2020-12

Districts: 2195
Accts: 43001
System:
Subsystem:

Total of Entries: 286,669.02 0.00 *pstd: P = Posted, U = Unposted, S = Staged, C:0 = I/C Unposted, -1 = Hanging out there.
Num of Entries Shown: 59 59 *records limit: 10000

Full Account	Date	Amount USD	Amount CAD	Nat Currency	Journal Control Num	Psted*	Journal Description	User	R/Type	Vendor Code	One Time Vendor
43001-2195-000-99	1/31/2020	(225.32)	0.00	USD	JRNLWA00403298	P	WRO B&O Tax Accrual	JoshuaV	0/JE IC		
WRO B&O Tax Accrual 4/20	-	-									
WRO B&O Tax Accrual 5/20	-	-									
WRO B&O Tax Accrual 6/20	-	-									
WRO B&O Tax Accrual 7/20	-	-									
WRO B&O Tax Accrual 8/20	-	-									
Tax Adj	204.58	204.58									O
WRO B&O Tax Accrual 9/20	-	-									
Refuse Tax True up	(1,071.16)	(1,071.16)									R
WRO B&O Tax Accrual 10/20	-	-									
Sales Tax	(3,530.70)	(3,530.70)									S
Excise Tax Reclass	(1,042.98)	(1,042.98)									E
Refuse Tax	1,250.31	1,250.31									R
WRO B&O Tax Accrual 11/20	-	-									
WA DOR refund	(397.39)	(397.39)									R
Tax True Up	(364.59)	(364.59)									O
WRO B&O Tax Accrual 12/20	258.65	258.65									B
Grand Total	286,669.02	286,669.02									

B	B&O	291,561.40
R	Refuse Tax	(218.24)
S	Sales Tax	(3,530.70)
O	Tax Adjustments	(160.01)
x	Unallowable	59.55
E	Excise Tax	(1,042.98)

Journal Entry Query T

v.4.6

Other Criteria

Vendor Code:
Amount From:
Amount To:
Posting: All

Total of Entries:
Num of Entries Shown:

Full Account	Further Description	Date Doc	Doc Desc	Doc Ctrl Num
43001-2195-000-99	WRO B&O Tax Accrual 12/19			
	WRO B&O Tax Accrual 4/20			
	WRO B&O Tax Accrual 5/20			
	WRO B&O Tax Accrual 6/20			
	WRO B&O Tax Accrual 7/20			
	WRO B&O Tax Accrual 8/20			
	Tax Adj			
	WRO B&O Tax Accrual 9/20			
	Refuse Tax True up			
	WRO B&O Tax Accrual 10/20			
	Sales Tax			
	Excise Tax Reclass			
	Refuse Tax			
	WRO B&O Tax Accrual 11/20			
	WA DOR refund			
	Tax True Up			
	WRO B&O Tax Accrual 12/20			
Grand Total				

B
R
S
O
X
E

Date Range:

From: 2020-01
To: 2020-12

Districts: 2195
Accts: 70195
System:
Subsystem:

Total of Entries: 7,647.25 0.00 *pstd: P = Posted, U = Unposted, S = Staged, C:0 = I/C Unposted, -1 = Hanging out there.
Num of Entries Shown: 28 28 *records limit: 10000

Full Account	Date	Amount USD	Amount CAD	Nat Currency	Journal Control Num	Pstd*	Journal Description	User	R/Type	Vendor Code	One Time Vendor
70195-2195-000-00	1/21/2020	421.91	0.00	USD	JRNLWA00403538	P	From Voucher Posting.	JudyA	0/JE IC	VUS000014985	
70195-2195-000-00	1/22/2020	200.00	0.00	USD	JRNLWA00403552	P	From Voucher Posting.	JeffS	0/JE IC	VUS000015424	
70195-2195-000-00	1/31/2020	(224.16)	0.00	USD	JRNLWA00402995	P	PCARD Accrual	LaurenTi	0/JE IC		
70195-2195-000-00	1/31/2020	224.16	0.00	USD	JRNLWA00403863	P	Pcard Activity - January	HeatherWe	0/JE IC		
70195-2195-000-00	2/6/2020	421.91	0.00	USD	JRNLWA00404258	P	From Voucher Posting.	MariaJ	0/JE IC	VUS000014985	
70195-2195-000-00	2/29/2020	449.00	0.00	USD	JRNLWA00405282	P	Pcard Activity - February	HeatherWe	0/JE IC		
70195-2195-000-00	3/5/2020	421.91	0.00	USD	JRNLWA00405768	P	From Voucher Posting.	JudyA	0/JE IC	VUS000014985	
70195-2195-000-00	3/31/2020	24.95	0.00	USD	JRNLWA00406648	P	Pcard Activity - March	HeatherWe	0/JE IC		
70195-2195-000-00	4/3/2020	421.91	0.00	USD	JRNLWA00406817	P	From Voucher Posting.	JudyA	0/JE IC	VUS000014985	
70195-2195-000-00	4/30/2020	44.99	0.00	USD	JRNLWA00408249	P	Pcard Activity - April	HelenaK	0/JE IC		
70195-2195-000-00	4/30/2020	(200.00)	0.00	USD	JRNLWA00408932	P	2020-04 TacH PO Log Accr	LaurenTi	0/JE IC		
70195-2195-000-00	4/30/2020	200.00	0.00	USD	JRNLWA00408932	P	2020-04 TacH PO Log Accr	LaurenTi	0/JE IC		
70195-2195-000-00	5/5/2020	421.91	0.00	USD	JRNLWA00408309	P	From Voucher Posting.	JudyA	0/JE IC	VUS000014985	
70195-2195-000-00	5/8/2020	200.00	0.00	USD	JRNLWA00409282	P	From Voucher Posting.	MariaJ	0/JE IC	VUS000014809	
70195-2195-000-00	5/31/2020	200.00	0.00	USD	JRNLWA00408972	P	2020-04 TacH PO Log Accr	LaurenTi	0/JE IC		
70195-2195-000-00	5/31/2020	(200.00)	0.00	USD	JRNLWA00408972	P	2020-04 TacH PO Log Accr	LaurenTi	0/JE IC		
70195-2195-000-00	6/10/2020	421.91	0.00	USD	JRNLWA00410727	P	From Voucher Posting.	asnell	0/JE IC	VUS000014985	
70195-2195-000-00	6/30/2020	254.00	0.00	USD	JRNLWA00411091	P	Pcard Activity - June	HelenaK	0/JE IC		
70195-2195-000-00	7/21/2020	409.14	0.00	USD	JRNLWA00412403	P	From Voucher Posting.	asnell	0/JE IC	VUS000014985	
70195-2195-000-00	8/13/2020	421.91	0.00	USD	JRNLWA00413823	P	From Voucher Posting.	JudyA	0/JE IC	VUS000014985	
70195-2195-000-00	9/18/2020	421.91	0.00	USD	JRNLWA00415420	P	From Voucher Posting.	JeffS	0/JE IC	VUS000014985	
70195-2195-000-00	10/21/2020	421.91	0.00	USD	JRNLWA00417063	P	From Voucher Posting.	JudyA	0/JE IC	VUS000014985	
70195-2195-000-00	11/24/2020	421.91	0.00	USD	JRNLWA00418596	P	From Voucher Posting.	JudyA	0/JE IC	VUS000014985	
70195-2195-000-00	12/11/2020	421.91	0.00	USD	JRNLWA00420052	P	From Voucher Posting.	JudyA	0/JE IC	VUS000014985	
70195-2195-000-00	12/23/2020	500.00	0.00	USD	JRNLWA00420237	P	From Voucher Posting.	JeffS	0/JE IC	VUS000040070	
70195-2195-000-00	12/31/2020	200.00	0.00	USD	JRNLWA00420338	P	From Voucher Posting.	asnell	0/JE IC	VUS000015415	
70195-2195-000-00	12/31/2020	500.00	0.00	USD	JRNLWA00420338	P	From Voucher Posting.	asnell	0/JE IC	VUS000015429	
70195-2195-000-00	12/31/2020	224.16	0.00	USD	JRNLWA00420506	P	Pcard Activity - Dec	HeatherH	0/JE IC		

End of List

Row Labels	Sum of Amount USD	Sum of Amount USD
WASHINGTON REFUSE & RECYCLING ASSOC	5,050.15	5,050.15 (1)
TOPPENISH CHAMBER OF COMMERCE	200.00	200.00 x
YAKIMA HERALD REPUBLIC-CHRISTIE HERBST	224.16	224.16 Newspaper subscription - keeps site updated on what is going on in the area. (Both)
SQ LAW PUBLICATION-CHRISTIE HERBST	449.00	449.00 x Drug Awareness sponsorship - Yakima Police Department (Both)
YAKIMA VALLEY BUSINESS TI-CHRISTIE HERBS	24.95	24.95 Yakima Valley informational booklet (local businesses) subscription - keeps site updated on what is going on in the area. (Both)
HARBOR FREIGHT TOOLS 533-CHRISTIE HERBST	44.99	44.99 Yakima membership which provides site discounts for TV. (Both)
PO 02192: ASSOCIATION OF WASHINGTON BUSI	-	-
199684 - AWB Association of WA Business	-	-
ASSOCIATION OF WASHINGTON BUSINESS	200.00	200.00
USPS PO 5494380702-CHRISTIE HERBST	254.00	254.00 Site PO Box
ZILLAH FOOD BANK	500.00	500.00 x
CITY OF SELAH	200.00	200.00 x
YAKIMA CHAMBER OF COMMERCE	500.00	500.00 x
Grand Total	7,647.25	7,647.25
(1) WRRRA		5,050
Unallowable due to Lobbying (per WRRRA)		808
Other Unallowable		1,849
Total Unallowable		2,657

Other Criteria

Vendor Code:
 Amount From:
 Amount To:
 Posting: All

Total of Entries:
 Num of Entries Shown:

Full Account	Further Description	Date Doc	Doc Desc	Doc Ctrl Num
70195-2195-000-00	WASHINGTON REFUSE & RECYCLING ASSOCIATION	1/1/20	WRRRA Regular Dues	15260
70195-2195-000-00	TOPPENISH CHAMBER OF COMMERCE	1/21/20	2020 Chamber dues	2020
70195-2195-000-00	YAKIMA HERALD REPUBLIC-CHRISTIE HERBST			
70195-2195-000-00	YAKIMA HERALD REPUBLIC-CHRISTIE HERBST			
70195-2195-000-00	WASHINGTON REFUSE & RECYCLING ASSOCIATION	2/1/20	WRRRA Regular Dues	15353
70195-2195-000-00	SQ LAW PUBLICATION-CHRISTIE HERBST			
70195-2195-000-00	WASHINGTON REFUSE & RECYCLING ASSOCIATION	3/1/20	WRRRA Regular dues-March 2020	15387
70195-2195-000-00	YAKIMA VALLEY BUSINESS TI-CHRISTIE HERBS			
70195-2195-000-00	WASHINGTON REFUSE & RECYCLING ASSOCIATION	4/1/20	WRRRA Regular Dues	15416
70195-2195-000-00	HARBOR FREIGHT TOOLS 533-CHRISTIE HERBST			
70195-2195-000-00	PO 02192: ASSOCIATION OF WASHINGTON BUSINESS			
70195-2195-000-00	199684 - AWB Association of WA Business			
70195-2195-000-00	WASHINGTON REFUSE & RECYCLING ASSOCIATION	5/1/20	WRRRA May Invoice	15447
70195-2195-000-00	ASSOCIATION OF WASHINGTON BUSINESS	3/1/20	199684 - AWB Association of WA Business	199684
70195-2195-000-00	PO 02192: ASSOCIATION OF WASHINGTON BUSINESS			
70195-2195-000-00	199684 - AWB Association of WA Business			
70195-2195-000-00	WASHINGTON REFUSE & RECYCLING ASSOCIATION	6/1/20	WRRRA REGULAR DUES FOR JUNE 2020	15488
70195-2195-000-00	USPS PO 5494380702-CHRISTIE HERBST			
70195-2195-000-00	WASHINGTON REFUSE & RECYCLING ASSOCIATION	7/1/20	WRRRA REGULAR DUES FOR JULY 2020	15518
70195-2195-000-00	WASHINGTON REFUSE & RECYCLING ASSOCIATION	8/1/20	August WRRRA Invoice	15547
70195-2195-000-00	WASHINGTON REFUSE & RECYCLING ASSOCIATION	9/1/20	WRRRA Monthly Regular Dues	15576
70195-2195-000-00	WASHINGTON REFUSE & RECYCLING ASSOCIATION	10/1/20	Oct WRRRA Regular Dues	15601
70195-2195-000-00	WASHINGTON REFUSE & RECYCLING ASSOCIATION	11/1/20	Nov WRRRA Regular Dues	15629
70195-2195-000-00	WASHINGTON REFUSE & RECYCLING ASSOCIATION	12/1/20	WRRRA REGULAR DUES DEC 2020	15660
70195-2195-000-00	ZILLAH FOOD BANK	12/1/20	2020 Food bank donation	2020 donation
70195-2195-000-00	CITY OF SELAH	12/1/20	2021 business license	2021 business license
70195-2195-000-00	YAKIMA CHAMBER OF COMMERCE	12/14/20	Membership dues	655
70195-2195-000-00	YAKIMA HERALD REPUBLIC-CHRISTIE HERBST			

End of List

Row Labels

WASHINGTON REFUSE & RECYCLING ASSOC
 TOPPENISH CHAMBER OF COMMERCE
 YAKIMA HERALD REPUBLIC-CHRISTIE HERBST
 SQ LAW PUBLICATION-CHRISTIE HERBST
 YAKIMA VALLEY BUSINESS TI-CHRISTIE HERBS
 HARBOR FREIGHT TOOLS 533-CHRISTIE HERBST
 PO 02192: ASSOCIATION OF WASHINGTON BUSI
 199684 - AWB Association of WA Business
 ASSOCIATION OF WASHINGTON BUSINESS
 USPS PO 5494380702-CHRISTIE HERBST
 ZILLAH FOOD BANK
 CITY OF SELAH
 YAKIMA CHAMBER OF COMMERCE

Grand Total

(1)
 Unallowable dt

Date Range:

From: 2020-01

To: 2020-12

Districts: 2195

Accts: 70235

System:

Subsystem:

Total of Entries: (10,698.80) 0.00 *pstd: P = Posted, U = Unposted, S = Staged, C:0 = I/C Unposted, -1 = Hanging out there.
 Num of Entries Shown: 26 26 *records limit: 10000

Full Account	Date	Amount USD	Amount CAD	Nat Currency	Journal Control Num	Pstd*	Journal Description	User	R/Type	Vendor Code	One Time Vendor
70235-2195-000-00	1/31/2020	32.00	0.00	USD	JRNLWA00402550	P	From Voucher Posting.	JeffS	0/JE IC	VUS000013974	
70235-2195-000-00	1/31/2020	(2,032.00)	0.00	USD	JRNLWA00402971	P	Accrue Qtr End Serengeti - Q4	HeatherWe	0/JE IC		
70235-2195-000-00	1/31/2020	2,000.00	0.00	USD	JRNLWA00404639	P	MISC2-Misc Accrual	HeatherH	0/JE IC		
70235-2195-000-00	2/29/2020	(2,000.00)	0.00	USD	JRNLWA00404653	P	MISC2-Misc Accrual	JoshuaV	0/JE IC		
70235-2195-000-00	2/29/2020	1,201.00	0.00	USD	JRNLWA00404837	P	From Voucher Posting.	JudyA	0/JE IC	VUS000013974	
70235-2195-000-00	2/29/2020	674.50	0.00	USD	JRNLWA00405197	P	From Voucher Posting.	JudyA	0/JE IC	VUS000013974	
70235-2195-000-00	3/31/2020	2,214.00	0.00	USD	JRNLWA00407639	P	Accrue Qtr End Serengeti - Q1	HeatherH	0/JE IC		
70235-2195-000-00	4/30/2020	807.00	0.00	USD	JRNLWA00407331	P	From Voucher Posting.	JudyA	0/JE IC	VUS000013974	
70235-2195-000-00	4/30/2020	(2,214.00)	0.00	USD	JRNLWA00407744	P	Accrue Qtr End Serengeti - Q1	HeatherH	0/JE IC		
70235-2195-000-00	6/30/2020	(17,000.00)	0.00	USD	JRNLWA00410867	P	Rcd Corp Deposit 4	HelenaK	0/JE IC		
70235-2195-000-00	6/30/2020	461.50	0.00	USD	JRNLWA00410873	P	From Voucher Posting.	JudyA	0/JE IC	VUS000013974	
70235-2195-000-00	6/30/2020	127.80	0.00	USD	JRNLWA00410873	P	From Voucher Posting.	JudyA	0/JE IC	VUS000013974	
70235-2195-000-00	6/30/2020	2,141.65	0.00	USD	JRNLWA00412209	P	Accrue Qtr End Serengeti - Q2	LaurenTi	0/JE IC		
70235-2195-000-00	7/31/2020	(2,141.65)	0.00	USD	JRNLWA00412233	P	Accrue Qtr End Serengeti - Q2	HeatherH	0/JE IC		
70235-2195-000-00	7/31/2020	1,141.65	0.00	USD	JRNLWA00412621	P	From Voucher Posting.	JudyA	0/JE IC	VUS000013974	
70235-2195-000-00	7/31/2020	447.30	0.00	USD	JRNLWA00412621	P	From Voucher Posting.	JudyA	0/JE IC	VUS000013974	
70235-2195-000-00	8/31/2020	63.90	0.00	USD	JRNLWA00414069	P	From Voucher Posting.	asnell	0/JE IC	VUS000013974	
70235-2195-000-00	9/30/2020	2,945.00	0.00	USD	JRNLWA00416822	P	Accrue Qtr End Serengeti - Q3	HelenaK	0/JE IC		
70235-2195-000-00	10/31/2020	875.00	0.00	USD	JRNLWA00416187	P	From Voucher Posting.	JudyA	0/JE IC	VUS000034867	
70235-2195-000-00	10/31/2020	(2,945.00)	0.00	USD	JRNLWA00416854	P	Accrue Qtr End Serengeti - Q3	LaurenTi	0/JE IC		
70235-2195-000-00	10/31/2020	945.00	0.00	USD	JRNLWA00416963	P	From Voucher Posting.	JudyA	0/JE IC	VUS000034867	
70235-2195-000-00	11/30/2020	95.85	0.00	USD	JRNLWA00418503	P	From Voucher Posting.	JeffS	0/JE IC	VUS000013974	
70235-2195-000-00	11/30/2020	415.35	0.00	USD	JRNLWA00418503	P	From Voucher Posting.	JeffS	0/JE IC	VUS000013974	
70235-2195-000-00	11/30/2020	470.25	0.00	USD	JRNLWA00418692	P	From Voucher Posting.	JudyA	0/JE IC	VUS000014064	
70235-2195-000-00	12/31/2020	191.70	0.00	USD	JRNLWA00419996	P	From Voucher Posting.	JudyA	0/JE IC	VUS000013974	
70235-2195-000-00	12/31/2020	383.40	0.00	USD	JRNLWA00421617	P	Accrue Qtr End Serengeti - Q4	HeatherH	0/JE IC		

End of List

Can you explain what each of the highlighted items was for?

Row Labels	Sum of Amount USD	Sum of Amount USD	Reg	General
Legal Accrual	(1,648.60)	(1,648.60)		(1,648.60) (A)
MEYER FLUEGGE & TENNEY INC	1,820.00	1,820.00	1,820.00	Reg - Site is getting sued for a woman on a bicycle that collided with our garbage truck.
STOEL RIVES ATTORNEYS AT LAW, LLP	5,659.55	5,659.55		5,659.55 (A)
WF Deposit Schumacher/Yakima Waste - Che	(17,000.00)	(17,000.00)		(17,000.00) (A)
WILLIAMS KASTNER AND GIBBS PLLC	470.25	470.25		470.25
Grand Total	(10,698.80)	(10,698.80)	1,820	(12,519)
		Reg Portion of General	(8,579)	(6,759)

(A) Site Answer: Site is coming off a long term legal boundary line adjustment. Schumacher group share same property, buildings/fence were on the property and they wanted an adjustment to the boundary property line. The \$17k credit, Schumacher group paid us \$17k to reimburse us for a portion of the legal fees we incurred. The legal fees related to this case were never included in rates so this credit needs to be adjusted out in this filing.

Other Criteria

Vendor Code:
 Amount From:
 Amount To:
 Posting: All

Total of Entries:
 Num of Entries Shown:

Full Account	Further Description	Date Doc	Doc Desc	Doc Ctrl Num
70235-2195-000-00	STOEL RIVES ATTORNEYS AT LAW, LLP	12/17/19	SERENGETI - 01/07/2020	4161625
70235-2195-000-00	Legal Accrual			
70235-2195-000-00	Legal Accrual			
70235-2195-000-00	Legal Accrual			
70235-2195-000-00	STOEL RIVES ATTORNEYS AT LAW, LLP	1/17/20	SERENGETI - 02/11/2020	4168348
70235-2195-000-00	STOEL RIVES ATTORNEYS AT LAW, LLP	2/12/20	SERENGETI - 03/03/2020	4173477
70235-2195-000-00	Legal Accrual			
70235-2195-000-00	STOEL RIVES ATTORNEYS AT LAW, LLP	3/16/20	SERENGETI - 04/07/2020	4180422
70235-2195-000-00	Legal Accrual			
70235-2195-000-00	WF Deposit Schumacher/Yakima Waste - Che			
70235-2195-000-00	STOEL RIVES ATTORNEYS AT LAW, LLP	4/14/20	SERENGETI - 06/23/2020	4186275
70235-2195-000-00	STOEL RIVES ATTORNEYS AT LAW, LLP	5/13/20	SERENGETI - 06/23/2020	4192674
70235-2195-000-00	Legal Accrual			
70235-2195-000-00	Legal Accrual			
70235-2195-000-00	STOEL RIVES ATTORNEYS AT LAW, LLP	6/13/20	SERENGETI - 08/04/2020	4199305
70235-2195-000-00	STOEL RIVES ATTORNEYS AT LAW, LLP	7/15/20	SERENGETI - 08/04/2020	4205432
70235-2195-000-00	STOEL RIVES ATTORNEYS AT LAW, LLP	8/18/20	SERENGETI - 09/01/2020	4211491
70235-2195-000-00	Legal Accrual			
70235-2195-000-00	MEYER FLUEGGE & TENNEY INC	7/31/20	SERENGETI - 10/06/2020	53922
70235-2195-000-00	Legal Accrual			
70235-2195-000-00	MEYER FLUEGGE & TENNEY INC	8/31/20	SERENGETI - 10/13/2020	54126
70235-2195-000-00	STOEL RIVES ATTORNEYS AT LAW, LLP	9/17/20	SERENGETI - 11/17/2020	4217197
70235-2195-000-00	STOEL RIVES ATTORNEYS AT LAW, LLP	10/14/20	SERENGETI - 11/17/2020	4222728
70235-2195-000-00	WILLIAMS KASTNER AND GIBBS PLLC	10/15/20	SERENGETI - 12/01/2020	610452
70235-2195-000-00	STOEL RIVES ATTORNEYS AT LAW, LLP	11/19/20	SERENGETI - 12/08/2020	4230557
70235-2195-000-00	Legal Accrual			

End of List

Can you explain what each of the highlighted ite

Row Labels

- Legal Accrual
- MEYER FLUEGGE & TENNEY INC
- STOEL RIVES ATTORNEYS AT LAW, LLP
- WF Deposit Schumacher/Yakima Waste - Che
- WILLIAMS KASTNER AND GIBBS PLLC

Grand Total

Site Answer: Site is coming off a long term legal b
 The \$17k credit, Schumacher group paid us \$17k t

Journal Entry Query Tool

v.4.6

NOTE: Ctrl+Shift+J to pull data

Date Range:

From: 2020-01

To: 2020-12

Districts:

Accts:

System:

Subsystem:

Total of Entries: (2,235.73) 0.00 *pstd: P = Posted, U = Unposted, S = Staged, C:0 = I/C Unposted, -1 = Hanging out there.
Num of Entries Shown: 8 8 *records limit: 10000

Full Account	Date	Amount USD	Amount CAD	Nat Currency	Journal Control Num	Pstd*	Journal Description	User	R/Type	FAS
91010-2195-000-00	3/31/2020	(300.00)	0.00	USD	JRNLWA00407181	P	March Proceeds	HelenaK	0/JE IC	FAS# 60605
91010-2195-000-00	5/31/2020	(149.50)	0.00	USD	JRNLWA00410342	P	May Proceeds	HelenaK	0/JE IC	FAS # 60620 - Cor
91010-2195-000-00	8/31/2020	(167.93)	0.00	USD	JRNLWA00414850	P	August Proceeds	HelenaK	0/JE IC	FAS #169176
91010-2195-000-00	11/30/2020	(242.67)	0.00	USD	JRNLWA00419465	P	November Proceeds	HelenaK	0/JE IC	Housby Sale FAS-
91010-2195-000-00	11/30/2020	(289.66)	0.00	USD	JRNLWA00419465	P	November Proceeds	HelenaK	0/JE IC	Housby Sale FAS-
91010-2195-000-00	12/31/2020	5,816.48	0.00	USD	JRNLWA00420081	P	2020-12 Disposal	HelenaK	0/JE IC	209798
91010-2195-000-00	12/31/2020	(6,029.50)	0.00	USD	JRNLWA00421281	P	December Proceeds	HelenaK	0/JE IC	FAS # 60620
91010-2195-000-00	12/31/2020	(872.95)	0.00	USD	JRNLWA00421281	P	December Proceeds	HelenaK	0/JE IC	FAS# 90695

End of List

Row Labels	Sum of Amount USD	Sum of Amount USD	Reg	Non-Reg
1992 International Rear Load Truck	(872.95)	(872.95)	(611.99)	(260.96) DH
1997 Freightliner R/O Unit # 405066	(167.93)	(167.93)	(127.36)	(40.57) RO DH
2000 DCT 20" Trailer	(300.00)	(300.00)	(210.32)	(89.68) DH
2005 Freightliner 20 Yard	(289.66)	(289.66)	(219.67)	(69.99) RO DH
2008 320 Peterbilt ASL	(242.67)	(242.67)	(170.12)	(72.55) DH
40 Yard R/O Boxes	(6,179.00)	(6,179.00)	(4,342.60)	(1,836.40) RO CUST
Cap Repair - Engine Rebuild	5,816.48	5,816.48	4,077.67	1,738.81 DH
Grand Total	(2,235.73)	(2,235.73)	(1,604.39)	(631.34)

Journal Entry Query Tool

v.4.6

Other Criteria	
2195	Vendor Code:
91010	Amount From:
	Amount To:
	Posting: All

Total of Entries:
Num of Entries Shown:


Full Account	Description	Further Description	Date Doc	Doc Desc	Doc Ctrl Num
91010-2195-000-00	2000 DCT 20" Trailer				
91010-2195-000-00	40 Yard R/O Boxes	FAS Proceeds			
91010-2195-000-00	1997 Freightliner R/O Unit # 405066	FAS Proceeds			
91010-2195-000-00	2008 320 Peterbilt ASL	FAS Proceeds			
91010-2195-000-00	2005 Freightliner 20 Yard	FAS Proceeds			
91010-2195-000-00	Cap Repair - Engine Rebuild	Dispose 209798			
91010-2195-000-00	40 Yard R/O Boxes	FAS Proceeds			
91010-2195-000-00	1992 International Rear Load Truck	FAS Proceeds			

End of List

Row Labels
1992 International Rear Load Truck
1997 Freightliner R/O Unit # 405066
2000 DCT 20" Trailer
2005 Freightliner 20 Yard
2008 320 Peterbilt ASL
40 Yard R/O Boxes
Cap Repair - Engine Rebuild
Grand Total

Waste Connections, Inc.
IS 210 - PL Review
2020-12

Districts/Grouping: 2000 Exclude IC:
System:

	Jan-20	Feb-20	Mar-20	Apr-20	May-20	Jun-20	Jul-20	Aug-20
70036 Other Bonus/Commission - Non-Safety								
70037 Termination Pay								
70086 Safety and Training								
70090 WCN Training								
70095 Empl & Commun Activ								
70105 Employee Relocation								
70110 Contributions								
70147 Bldg & Property Maint								
70165 Communications								
70167 Cellular Telephone								
70170 Qualifying Operating Lease Expense								
70175 Non-Qualifying Operating Lease Expense								
70185 Postage								
70190 Registration Fees								
70195 Dues and Subscriptions								
70200 Travel								
70201 Entertainment								
70202 Excursions Meetings								
70203 Lodging								
70205 Travel - Auto								
70206 Meals								
70210 Office Supplies and Equip								
70215 Bank Charges								
70225 Advertising and Promotions								
70231 Recruitment Advertising & Expenses								
70232 Recruitment Travel Expenses								
70255 Other Prof Fees								
70275 Property Taxes								
70300 Data Processing								
70302 Computer Supplies								
70303 Software License Fees								
70320 Credit and Collection								
70336 Coffee Bar								
70902 Visual Lease Clearing Account								
G&A								
(A)								

Waste Connections, Inc.
IS 210 - PL Review
2020-12


Jan- Sept 2020 2.80%
Oct - Dec 2020 2.72%

	Sep-20	Oct-20	Nov-20	Dec-20	Total	Mason Allocation	Adjust Out Unallowable	Adjusted Region OH Allocation
70036 Other Bonus/Commission - Non-Safety								
70037 Termination Pay								
70086 Safety and Training								
70090 WCN Training								
70095 Empl & Commun Activ								
70105 Employee Relocation								
70110 Contributions								
70147 Bldg & Property Maint								
70165 Communications								
70167 Cellular Telephone								
70170 Qualifying Operating Lease Expense								
70175 Non-Qualifying Operating Lease Expense								
70185 Postage								
70190 Registration Fees								
70195 Dues and Subscriptions								
70200 Travel								
70201 Entertainment								
70202 Excursions Meetings								
70203 Lodging								
70205 Travel - Auto								
70206 Meals								
70210 Office Supplies and Equip								
70215 Bank Charges								
70225 Advertising and Promotions								
70231 Recruitment Advertising & Expenses								
70232 Recruitment Travel Expenses								
70255 Other Prof Fees								
70275 Property Taxes								
70300 Data Processing								
70302 Computer Supplies								
70303 Software License Fees								
70320 Credit and Collection								
70336 Coffee Bar								
70902 Visual Lease Clearing Account								
G&A								
						(A)		(A)


Waste Connections, Inc.
IS 210 - PL Review
2020-12

- 70036 Other Bonus/Commission - Non-Safety
- 70037 Termination Pay
- 70086 Safety and Training
- 70090 WCN Training
- 70095 Empl & Commun Activ
- 70105 Employee Relocation
- 70110 Contributions
- 70147 Bldg & Property Maint
- 70165 Communications
- 70167 Cellular Telephone
- 70170 Qualifying Operating Lease Expense
- 70175 Non-Qualifying Operating Lease Expense
- 70185 Postage
- 70190 Registration Fees
- 70195 Dues and Subscriptions
- 70200 Travel
- 70201 Entertainment
- 70202 Excursions Meetings
- 70203 Lodging
- 70205 Travel - Auto
- 70206 Meals
- 70210 Office Supplies and Equip
- 70215 Bank Charges
- 70225 Advertising and Promotions
- 70231 Recruitment Advertising & Expenses
- 70232 Recruitment Travel Expenses
- 70255 Other Prof Fees
- 70275 Property Taxes
- 70300 Data Processing
- 70302 Computer Supplies
- 70303 Software License Fees
- 70320 Credit and Collection
- 70336 Coffee Bar
- 70902 Visual Lease Clearing Account

G&A




Waste Connections, Inc.
IS 210 - PL Review
[2020-12](#)




Waste Connections, Inc.
Corporate P&L Detail

YTD 12
2020
Actual Adjustments Adjusted Total



YTD 12
2020
Actual Adjustments Adjusted Total



1.89%

Assets

Liabilities and Equity



