

13th Revision of Sheet No. 140-B

Canceling 12th Revision

WN U-60

of Sheet No. 140-B

**PUGET SOUND ENERGY
Electric Tariff G**

SCHEDULE 140

Property Tax Tracker (Continued)

4. Monthly Rate: The surcharge rate shown below and on the following sheets shall be added to the rate(s) shown on each schedule for electric service.

| -----Energy Charge----- | | | |
|-------------------------|-------------------------------|----------------------|--|
| <u>Schedule</u> | <u>Base Property Tax Rate</u> | <u>Deferral Rate</u> | <u>Schedule 140 Total Effective Rate</u> |
| 7, 307, 317 & 327 | \$0.002300 | \$(0.000197) | \$0.002103 per KWh (I) (I) (I) |
| 7A | \$0.001869 | \$(0.000160) | \$0.001709 per KWh |
| 8, 24 & 324 | \$0.002029 | \$(0.000174) | \$0.001855 per KWh |
| 11 & 25 | \$0.001869 | \$(0.000160) | \$0.001709 per KWh |
| 12 & 26 | \$0.001456 | \$(0.000125) | \$0.001331 per KWh |
| 29 | \$0.001869 | \$(0.000160) | \$0.001709 per KWh |
| 10 & 31 | \$0.001596 | \$(0.000137) | \$0.001459 per KWh |
| 35 | \$0.001596 | \$(0.000137) | \$0.001459 per KWh (I) (I) (I) |
| Special Contracts: | | | |
| <u>Metering Point</u> | | | |
| Secondary Voltage | \$0.000869 | \$(0.000075) | \$0.000794 per KWh (I) (I) (I) |
| Primary Voltage | \$0.000869 | \$(0.000075) | \$0.000794 per KWh |
| High Voltage | \$0.000869 | \$(0.000075) | \$0.000794 per KWh (I) (I) (I) |

Issued: March 28, 2025

Effective: May 1, 2025

Advice No.: 2025-22

Issued By Puget Sound Energy

By:



Birud D. Jhaveri

Title: Director, Regulatory Affairs

14th Revision of Sheet No. 140-C

Canceling 13th Revision

WN U-60

of Sheet No. 140-C

**PUGET SOUND ENERGY
Electric Tariff G**

SCHEDULE 140

Property Tax Tracker (Continued)

4. Monthly Rate (Continued):

| -----Energy Charge----- | | | | |
|-------------------------|-----------------|----------------------|-----------------------|-----------------|
| | Base Property | | Schedule 140 Total | |
| <u>Schedule</u> | <u>Tax Rate</u> | <u>Deferral Rate</u> | <u>Effective Rate</u> | |
| 43 | \$0.001819 | \$(0.000156) | \$0.001663 per kWh | (R) (R) (R) |
| 46 & 49 | \$0.000855 | \$(0.000073) | \$0.000782 per kWh | |
| 448, 449, 458 & 459 | \$0.010796 | \$(0.000926) | \$0.009870 per kVA | (R) (R) (R) |
| 558* | \$0.001814 | \$(0.000156) | \$0.001658 per kWh | (N) (N) (N) (N) |

*Rate is effective upon the effective date of the Commission's approval of Schedule 558 Electric Vehicle Fleet Charging General Service.

4. Monthly Rate – EFFECTIVE THROUGH JANUARY 28, 2026:

(N)

Schedule 50 – Fluorescent Lighting Service - Customer Owned

| -----Per Lamp Charge----- | | | | |
|---------------------------|-----------------|----------------------|-----------------------|---------|
| | Base Property | | Schedule 140 Total | |
| | <u>Tax Rate</u> | <u>Deferral Rate</u> | <u>Effective Rate</u> | |
| Lamp Wattage – 22 | \$0.05 | \$0.00 | \$0.05 per Lamp | (I) (I) |

Schedule 50 – Mercury Vapor Lighting Service - Customer Owned (Code A)

| -----Per Lamp Charge----- | | | | |
|---------------------------|-----------------|----------------------|-----------------------|-------------|
| | Base Property | | Schedule 140 Total | |
| | <u>Tax Rate</u> | <u>Deferral Rate</u> | <u>Effective Rate</u> | |
| Lamp Wattage – 100 | \$0.27 | \$(0.02) | \$0.25 per Lamp | (I) (R) (I) |
| Lamp Wattage – 175 | \$0.47 | \$(0.04) | \$0.43 per Lamp | |
| Lamp Wattage – 400 | \$0.98 | \$(0.08) | \$0.90 per Lamp | (I) (R) (I) |

Schedule 50 – Mercury Vapor Lighting Energy Service - Customer Owned (Code B)

| -----Per Lamp Charge----- | | | | |
|---------------------------|-----------------|----------------------|-----------------------|-------------|
| | Base Property | | Schedule 140 Total | |
| | <u>Tax Rate</u> | <u>Deferral Rate</u> | <u>Effective Rate</u> | |
| Lamp Wattage – 100 | \$0.27 | \$(0.02) | \$0.25 per Lamp | (I) (R) (I) |
| Lamp Wattage – 175 | \$0.47 | \$(0.04) | \$0.43 per Lamp | |
| Lamp Wattage – 400 | \$0.98 | \$(0.08) | \$0.90 per Lamp | |
| Lamp Wattage – 700 | \$2.45 | \$(0.21) | \$2.24 per Lamp | (I) (R) (I) |


Issued: March 28, 2025

Effective: May 1, 2025

Advice No.: 2025-22

Issued By Puget Sound Energy

By:



Birud D. Jhaveri

Title: Director, Regulatory Affairs

13th Revision of Sheet No. 140-DCanceling 12th Revision

WN U-60

of Sheet No. 140-D

**PUGET SOUND ENERGY
Electric Tariff G**

SCHEDULE 140

Property Tax Tracker (Continued)

4. Monthly Rate – EFFECTIVE THROUGH JANUARY 28, 2026 (Continued):

(N)

SCHEDULES 51, 53 – Customer Owned & 54 – LED (Light Emitting Diode) Lighting Service

| <u>Lamp Wattage</u> | <u>Base Property</u> | | <u>Schedule 140 Total</u> | |
|---------------------|----------------------|----------------------|--------------------------------|-------------|
| | <u>Tax Rate</u> | <u>Deferral Rate</u> | <u>Effective Rate Per Lamp</u> | |
| 0-30 Watt | \$0.05 | \$0.00 | \$0.05 | (I) (I) |
| 30.01-60 Watt | \$0.11 | \$(0.01) | \$0.10 | (R) |
| 60.01-90 Watt | \$0.18 | \$(0.02) | \$0.16 | |
| 90.01-120 Watt | \$0.27 | \$(0.02) | \$0.25 | |
| 120.01-150 Watt | \$0.27 | \$(0.02) | \$0.25 | |
| 150.01-180 Watt | \$0.47 | \$(0.04) | \$0.43 | (I) (R) (I) |


Issued: March 28, 2025

Advice No.: 2025-22

Effective: May 1, 2025

Issued By Puget Sound Energy

By:



Birud D. Jhaveri

Title: Director, Regulatory Affairs

13th Revision of Sheet No. 140-ECanceling 12th Revision

WN U-60

of Sheet No. 140-E

**PUGET SOUND ENERGY
Electric Tariff G**

SCHEDULE 140

Property Tax Tracker (Continued)

4. Monthly Rate – EFFECTIVE THROUGH JANUARY 28, 2026 (Continued):

(N)


SCHEDULES 51, 53 – Customer Owned & 54 – LED (Light Emitting Diode) Lighting Service

| <u>Lamp Wattage</u> | <u>Base Property Tax Rate</u> | <u>Deferral Rate</u> | Schedule 140 Total | |
|---------------------|-----------------------------------|----------------------|------------------------------------|-------------|
| | | | <u>Effective Rate Per Lamp</u> | |
| 180.01-210 Watt | \$0.47 | \$(0.04) | \$0.43 | (I) (R) (I) |
| 210.01-240 Watt | \$0.47 | \$(0.04) | \$0.43 | (I) (R) (I) |
| 240.01-270 Watt | \$0.62 | \$(0.05) | \$0.57 | (I) (R) (I) |
| 270.01-300 Watt | \$0.62 | \$(0.05) | \$0.57 | (I) (R) (I) |

Issued: March 28, 2025
Advice No.: 2025-22**Effective:** May 1, 2025

Issued By Puget Sound Energy

By:



Birud D. Jhaveri

Title: Director, Regulatory Affairs

13th Revision of Sheet No. 140-FCanceling 12th Revision

WN U-60

of Sheet No. 140-F

**PUGET SOUND ENERGY
Electric Tariff G**

SCHEDULE 140

Property Tax Tracker (Continued)

4. Monthly Rate – EFFECTIVE THROUGH JANUARY 28, 2026 (Continued):

(N)

SCHEDULE 52 - Sodium Vapor Lighting Service

| <u>Lamp Wattage</u> | <u>Base Property</u> | | <u>Schedule 140 Total</u> | | |
|---------------------|----------------------|----------------------|--------------------------------|--|-------------|
| | <u>Tax Rate</u> | <u>Deferral Rate</u> | <u>Effective Rate Per Lamp</u> | | |
| 50 Watt | \$0.11 | \$(0.01) | \$0.10 | | (I) (R) (I) |
| 70 Watt | \$0.18 | \$(0.02) | \$0.16 | | |
| 100 Watt | \$0.27 | \$(0.02) | \$0.25 | | |
| 150 Watt | \$0.27 | \$(0.02) | \$0.25 | | |
| 200 Watt | \$0.47 | \$(0.04) | \$0.43 | | |
| 250 Watt | \$0.62 | \$(0.05) | \$0.57 | | |
| 310 Watt | \$0.62 | \$(0.05) | \$0.57 | | |
| 400 Watt | \$0.98 | \$(0.08) | \$0.90 | | (I) (R) (I) |

SCHEDULE 52 - Metal Halide Lighting Service

| <u>Lamp Wattage</u> | <u>Base Property</u> | | <u>Schedule 140 Total</u> | | |
|---------------------|----------------------|----------------------|--------------------------------|--|-------------|
| | <u>Tax Rate</u> | <u>Deferral Rate</u> | <u>Effective Rate Per Lamp</u> | | |
| 70 Watt | \$0.18 | \$(0.02) | \$0.16 | | (I) (R) (I) |
| 100 Watt | \$0.27 | \$(0.02) | \$0.25 | | |
| 150 Watt | \$0.27 | \$(0.02) | \$0.25 | | |
| 175 Watt | \$0.47 | \$(0.04) | \$0.43 | | |
| 250 Watt | \$0.62 | \$(0.05) | \$0.57 | | |
| 400 Watt | \$0.98 | \$(0.08) | \$0.90 | | |
| 1000 Watt | \$2.45 | \$(0.21) | \$2.24 | | (I) (R) (I) |

SCHEDULE 53 – Sodium Vapor Lighting Service– Company Owned

| <u>Lamp Wattage</u> | <u>Base Property</u> | | <u>Schedule 140 Total</u> | | |
|---------------------|----------------------|----------------------|--------------------------------|--|-------------|
| | <u>Tax Rate</u> | <u>Deferral Rate</u> | <u>Effective Rate Per Lamp</u> | | |
| 50 Watt | \$0.11 | \$(0.01) | \$0.10 | | (R) (I) (R) |
| 70 Watt | \$0.18 | \$(0.02) | \$0.16 | | |
| 100 Watt | \$0.27 | \$(0.02) | \$0.25 | | |
| 150 Watt | \$0.27 | \$(0.02) | \$0.25 | | (R) |
| 200 Watt | \$0.47 | \$(0.04) | \$0.43 | | (R) (I) |
| 250 Watt | \$0.62 | \$(0.05) | \$0.57 | | (I) |
| 310 Watt | \$0.62 | \$(0.05) | \$0.57 | | |
| 400 Watt | \$0.98 | \$(0.08) | \$0.90 | | |
| 1000 Watt | \$2.45 | \$(0.21) | \$2.24 | | (I) (I) (I) |


Issued: March 28, 2025

Effective: May 1, 2025

Advice No.: 2025-22

Issued By Puget Sound Energy

By:



Birud D. Jhaveri

Title: Director, Regulatory Affairs

13th Revision of Sheet No. 140-GCanceling 12th Revision

WN U-60

of Sheet No. 140-G

**PUGET SOUND ENERGY
Electric Tariff G**

SCHEDULE 140

Property Tax Tracker (Continued)

4. Monthly Rate – EFFECTIVE THROUGH JANUARY 28, 2026 (Continued):

(N)

SCHEDULE 53 – Sodium Vapor Lighting Service – Customer Owned

| <u>Lamp Wattage</u> | <u>Base Property</u> | | <u>Schedule 140 Total</u> | | |
|---------------------|----------------------|----------------------|--------------------------------|--|-------------|
| | <u>Tax Rate</u> | <u>Deferral Rate</u> | <u>Effective Rate Per Lamp</u> | | |
| 50 Watt | \$0.11 | \$(0.01) | \$0.10 | | (I) (R) (I) |
| 70 Watt | \$0.18 | \$(0.02) | \$0.16 | | |
| 100 Watt | \$0.27 | \$(0.02) | \$0.25 | | |
| 150 Watt | \$0.27 | \$(0.02) | \$0.25 | | |
| 200 Watt | \$0.47 | \$(0.04) | \$0.43 | | |
| 250 Watt | \$0.62 | \$(0.05) | \$0.57 | | |
| 310 Watt | \$0.62 | \$(0.05) | \$0.57 | | |
| 400 Watt | \$0.98 | \$(0.08) | \$0.90 | | |
| 1000 Watt | \$2.45 | \$(0.21) | \$2.24 | | (I) (R) (I) |

SCHEDULE 53 – Metal Halide Lighting Service – Company Owned

| <u>Lamp Wattage</u> | <u>Base Property</u> | | <u>Schedule 140 Total</u> | | |
|---------------------|----------------------|----------------------|--------------------------------|--|-------------|
| | <u>Tax Rate</u> | <u>Deferral Rate</u> | <u>Effective Rate Per Lamp</u> | | |
| 70 Watt | \$0.18 | \$(0.02) | \$0.16 | | (R) (I) (R) |
| 100 Watt | \$0.27 | \$(0.02) | \$0.25 | | |
| 150 Watt | \$0.27 | \$(0.02) | \$0.25 | | (R) (R) |
| 250 Watt | \$0.62 | \$(0.05) | \$0.57 | | (I) (I) |
| 400 Watt | \$0.98 | \$(0.08) | \$0.90 | | (I) (I) (I) |

SCHEDULE 53 – Metal Halide Lighting Service – Customer Owned

| <u>Lamp Wattage</u> | <u>Base Property</u> | | <u>Schedule 140 Total</u> | | |
|---------------------|----------------------|----------------------|--------------------------------|--|-------------|
| | <u>Tax Rate</u> | <u>Deferral Rate</u> | <u>Effective Rate Per Lamp</u> | | |
| 70 Watt | \$0.18 | \$(0.02) | \$0.16 | | (I) (R) (I) |
| 100 Watt | \$0.27 | \$(0.02) | \$0.25 | | |
| 150 Watt | \$0.27 | \$(0.02) | \$0.25 | | |
| 175 Watt | \$0.47 | \$(0.04) | \$0.43 | | |
| 250 Watt | \$0.62 | \$(0.05) | \$0.57 | | |
| 400 Watt | \$0.98 | \$(0.08) | \$0.90 | | (I) (R) (I) |


Issued: March 28, 2025

Advice No.: 2025-22

Effective: May 1, 2025

Issued By Puget Sound Energy

By:



Birud D. Jhaveri

Title: Director, Regulatory Affairs

14th Revision of Sheet No. 140-HCanceling 13th Revision

WN U-60

of Sheet No. 140-H

**PUGET SOUND ENERGY
Electric Tariff G**

SCHEDULE 140

Property Tax Tracker (Continued)

4. Monthly Rate – EFFECTIVE THROUGH JANUARY 28, 2026 (Continued):

(N)

SCHEDULE 53 – LED Lighting Service – Company Owned

| <u>Lamp Wattage</u> | <u>Base Property</u> | | <u>Schedule 140 Total</u> | | |
|---------------------|----------------------|----------------------|--------------------------------|--|-------------|
| | <u>Tax Rate</u> | <u>Deferral Rate</u> | <u>Effective Rate Per Lamp</u> | | |
| 0-30 Watt | \$0.05 | \$(0.00) | \$0.05 | | (R) (I) (R) |
| 30.01-60 Watt | \$0.11 | \$(0.01) | \$0.10 | | I I I |
| 60.01-90 Watt | \$0.18 | \$(0.02) | \$0.16 | | I I I |
| 90.01-120 Watt | \$0.27 | \$(0.02) | \$0.25 | | I I I |
| 120.01-150 Watt | \$0.27 | \$(0.02) | \$0.25 | | I I I |
| 150.01-180 Watt | \$0.47 | \$(0.04) | \$0.43 | | (R) (I) (R) |


Issued: March 28, 2025

Advice No.: 2025-22

Effective: May 1, 2025

Issued By Puget Sound Energy

By:



Birud D. Jhaveri

Title: Director, Regulatory Affairs

14th Revision of Sheet No. 140-ICanceling 13th Revision

WN U-60

of Sheet No. 140-I

**PUGET SOUND ENERGY
Electric Tariff G**

SCHEDULE 140

Property Tax Tracker (Continued)

4. Monthly Rate – EFFECTIVE THROUGH JANUARY 28, 2026 (Continued): (N)

SCHEDULE 53 – LED Lighting Service – Company Owned

| <u>Lamp Wattage</u> | <u>Base Property</u> | | <u>Schedule 140 Total</u> | |
|---------------------|----------------------|----------------------|--------------------------------|-------------|
| | <u>Tax Rate</u> | <u>Deferral Rate</u> | <u>Effective Rate Per Lamp</u> | |
| 180.01-210 Watt | \$0.47 | \$(0.04) | \$0.43 | (R) (I) (I) |
| 210.01-240 Watt | \$0.47 | \$(0.04) | \$0.43 | (R) |
| 240.01-270 Watt | \$0.62 | \$(0.05) | \$0.57 | (I) |
| 270.01-300 Watt | \$0.62 | \$(0.05) | \$0.57 | (I) (I) (I) |

SCHEDULE 53 – LED Lighting Service – Customer Owned

See Sheet Nos. 140-D and 140-E

SCHEDULES 51 & 53 – Smart LED Light Charges:

| | <u>Base Property</u> | | <u>Schedule 140 Total</u> | |
|-----------------------|----------------------|----------------------|--------------------------------|-------------|
| | <u>Tax Rate</u> | <u>Deferral Rate</u> | <u>Effective Rate Per Lamp</u> | |
| Energy Charge per kWh | \$0.006809 | \$(0.000584) | \$0.006225 | (R) (I) (I) |


Issued: March 28, 2025

Advice No.: 2025-22

Effective: May 1, 2025

Issued By Puget Sound Energy

By:



Birud D. Jhaveri

Title: Director, Regulatory Affairs

12th Revision of Sheet No. 140-L

Canceling 11th Revision

WN U-60

of Sheet No. 140-L

**PUGET SOUND ENERGY
Electric Tariff G**

SCHEDULE 140

Property Tax Tracker (Continued)

4. Monthly Rate – EFFECTIVE THROUGH JANUARY 28, 2026 (Continued):

(N)

SCHEDULE 54 – Sodium Vapor Lighting Energy Service

| <u>Lamp Wattage</u> | <u>Base Property</u> | | <u>Schedule 140 Total</u> | |
|---------------------|----------------------|----------------------|--------------------------------|--|
| | <u>Tax Rate</u> | <u>Deferral Rate</u> | <u>Effective Rate Per Lamp</u> | |
| 50 Watt | \$0.11 | \$(0.01) | \$0.10 (I) (R) (I) | |
| 70 Watt | \$0.18 | \$(0.02) | \$0.16 | |
| 100 Watt | \$0.27 | \$(0.02) | \$0.25 | |
| 150 Watt | \$0.27 | \$(0.02) | \$0.25 | |
| 200 Watt | \$0.47 | \$(0.04) | \$0.43 | |
| 250 Watt | \$0.62 | \$(0.05) | \$0.57 | |
| 310 Watt | \$0.62 | \$(0.05) | \$0.57 | |
| 400 Watt | \$0.98 | \$(0.08) | \$0.90 | |
| 1000 Watt | \$2.45 | \$(0.21) | \$2.24 (I) (R) (I) | |

SCHEDULE 54 – LED Lighting Energy Service

See Sheet Nos. 140-D and 140-E

SCHEDULES 55 & 56 – Sodium Vapor Area Lighting Service

| <u>Lamp Wattage</u> | <u>Base Property</u> | | <u>Schedule 140 Total</u> | |
|---------------------|----------------------|----------------------|--------------------------------|--|
| | <u>Tax Rate</u> | <u>Deferral Rate</u> | <u>Effective Rate Per Lamp</u> | |
| 70 Watt | \$0.36 | \$(0.03) | \$0.33 (R) (I) (R) | |
| 100 Watt | \$0.44 | \$(0.04) | \$0.40 (I) | |
| 150 Watt | \$0.44 | \$(0.04) | \$0.40 (R) | |
| 200 Watt | \$0.65 | \$(0.06) | \$0.59 (I) | |
| 250 Watt | \$0.81 | \$(0.07) | \$0.74 | |
| 400 Watt | \$1.14 | \$(0.10) | \$1.04 (I) (I) (I) | |


Issued: March 28, 2025

Advice No.: 2025-22

Effective: May 1, 2025

Issued By Puget Sound Energy

By:



Birud D. Jhaveri

Title: Director, Regulatory Affairs

14th Revision of Sheet No. 140-MCanceling 13th Revision

WN U-60

of Sheet No. 140-M

**PUGET SOUND ENERGY
Electric Tariff G**

SCHEDULE 140

Property Tax Tracker (Continued)

4. Monthly Rate – EFFECTIVE THROUGH JANUARY 28, 2026 (Continued): (N)

SCHEDULES 55 & 56 – Metal Halide Area Lighting Service

| <u>Lamp Wattage</u> | <u>Base Property</u> | | <u>Schedule 140 Total</u> | | |
|---------------------|----------------------|----------------------|--------------------------------|--|-------------|
| | <u>Tax Rate</u> | <u>Deferral Rate</u> | <u>Effective Rate Per Lamp</u> | | |
| 250 Watt | \$0.81 | \$(0.07) | \$0.74 | | (I) (I) (I) |

SCHEDULES 55 & 56 – Light Emitting Diode (LED) Lighting Service

| <u>Lamp Wattage</u> | <u>Base Property</u> | | <u>Schedule 140 Total</u> | | |
|---------------------|----------------------|----------------------|--------------------------------|--|-------------|
| | <u>Tax Rate</u> | <u>Deferral Rate</u> | <u>Effective Rate Per Lamp</u> | | |
| 0 – 30 | \$0.22 | \$(0.02) | \$0.20 | | (R) (I) (R) |
| 30.01 – 60 | \$0.27 | \$(0.02) | \$0.25 | | I I I |
| 60.01 – 90 | \$0.36 | \$(0.03) | \$0.33 | | I I I |
| 90.01 – 120 | \$0.44 | \$(0.04) | \$0.40 | | I I I |
| 120.01 – 150 | \$0.44 | \$(0.04) | \$0.40 | | I I (R) |
| 150.01 – 180 | \$0.65 | \$(0.06) | \$0.59 | | I I |
| 180.01 – 210 | \$0.65 | \$(0.06) | \$0.59 | | I I (R) |
| 210.01 – 240 | \$0.65 | \$(0.06) | \$0.59 | | I I I |
| 240.01 – 270 | \$0.81 | \$(0.07) | \$0.74 | | I I I |
| 270.01 – 300 | \$0.81 | \$(0.07) | \$0.74 | | (R) (I) (R) |

SCHEDULES 55 & 56 – Pole Charges

| | <u>Base Property</u> | | <u>Schedule 140 Total</u> | | |
|-----------------------|----------------------|----------------------|--------------------------------|--|-------------|
| | <u>Tax Rate</u> | <u>Deferral Rate</u> | <u>Effective Rate Per Pole</u> | | |
| Pre November 1974 | \$0.13 | \$(0.01) | \$0.12 | | (R) (I) (R) |
| Post October 28, 1999 | \$0.13 | \$(0.01) | \$0.12 | | (R) (I) (R) |

Issued: March 28, 2025

Advice No.: 2025-22

Effective: May 1, 2025

Issued By Puget Sound Energy

By:  Birud D. Jhaveri

Title: Director, Regulatory Affairs

12th Revision of Sheet No. 140-N

Canceling 11th Revision

WN U-60

of Sheet No. 140-N

**PUGET SOUND ENERGY
Electric Tariff G**

SCHEDULE 140

Property Tax Tracker (Continued)

4. Monthly Rate – EFFECTIVE THROUGH JANUARY 28, 2026 (Continued): (N)

SCHEDULE 57 – Continuous Lighting Service

| | Base Property | | Schedule 140 Total | |
|--|-----------------|----------------------|-----------------------|-------------|
| | <u>Tax Rate</u> | <u>Deferral Rate</u> | <u>Effective Rate</u> | |
| Monthly Rate per Watt of Connected Load | \$0.00175 | \$(0.00015) | \$0.00160 | (I) (R) (I) |

SCHEDULES 58 & 59 – Directional Sodium Vapor Lighting Service

| | Base Property | | Schedule 140 Total | |
|---------------------|-----------------|----------------------|--------------------------------|-------------|
| <u>Lamp Wattage</u> | <u>Tax Rate</u> | <u>Deferral Rate</u> | <u>Effective Rate Per Lamp</u> | |
| 70 Watt | \$0.36 | \$(0.03) | \$0.33 | (R) (I) (R) |
| 100 Watt | \$0.44 | \$(0.04) | \$0.40 | (I) |
| 150 Watt | \$0.44 | \$(0.04) | \$0.40 | (R) |
| 200 Watt | \$0.65 | \$(0.06) | \$0.59 | (I) |
| 250 Watt | \$0.81 | \$(0.07) | \$0.74 | |
| 400 Watt | \$1.14 | \$(0.10) | \$1.04 | (I) (I) (I) |

SCHEDULES 58 & 59 – Directional Metal Halide Lighting Service

| | Base Property | | Schedule 140 Total | |
|---------------------|-----------------|----------------------|--------------------------------|-------------|
| <u>Lamp Wattage</u> | <u>Tax Rate</u> | <u>Deferral Rate</u> | <u>Effective Rate Per Lamp</u> | |
| 175 Watt | \$0.65 | \$(0.06) | \$0.59 | (I) (I) (I) |
| 250 Watt | \$0.81 | \$(0.07) | \$0.74 | |
| 400 Watt | \$1.14 | \$(0.10) | \$1.04 | (I) |
| 1000 Watt | \$2.65 | \$(0.23) | \$2.42 | (I) (I) |

Issued: March 28, 2025

Effective: May 1, 2025

Advice No.: 2025-22

Issued By Puget Sound Energy

By:  Birud D. Jhaveri

Title: Director, Regulatory Affairs

14th Revision of Sheet No. 140-O

Canceling 13th Revision

WN U-60

of Sheet No. 140-O

**PUGET SOUND ENERGY
Electric Tariff G**

SCHEDULE 140

Property Tax Tracker (Continued)

4. Monthly Rate – EFFECTIVE THROUGH JANUARY 28, 2026 (Continued): (N)

SCHEDULES 58 & 59 – Horizontal Sodium Vapor Lighting Service

| <u>Lamp Wattage</u> | <u>Base Property</u> | | <u>Schedule 140 Total</u> | | |
|---------------------|----------------------|----------------------|--------------------------------|--|-------------|
| | <u>Tax Rate</u> | <u>Deferral Rate</u> | <u>Effective Rate Per Lamp</u> | | |
| 100 Watt | \$0.44 | \$(0.04) | \$0.40 | | (R) (I) (I) |
| 150 Watt | \$0.44 | \$(0.04) | \$0.40 | | (R) |
| 200 Watt | \$0.65 | \$(0.06) | \$0.59 | | (I) |
| 250 Watt | \$0.81 | \$(0.07) | \$0.74 | | |
| 400 Watt | \$1.14 | \$(0.10) | \$1.04 | | (I) (I) (I) |

SCHEDULES 58 & 59 – Light Emitting Diode (LED) Lighting Service

| <u>Lamp Wattage</u> | <u>Base Property</u> | | <u>Schedule 140 Total</u> | | |
|---------------------|----------------------|----------------------|--------------------------------|--|-------------|
| | <u>Tax Rate</u> | <u>Deferral Rate</u> | <u>Effective Rate Per Lamp</u> | | |
| 0 – 30 | \$0.22 | \$(0.02) | \$0.20 | | (R) (I) (R) |
| 30.01 – 60 | \$0.27 | \$(0.02) | \$0.25 | | |
| 60.01 – 90 | \$0.36 | \$(0.03) | \$0.33 | | |
| 90.01 – 120 | \$0.44 | \$(0.04) | \$0.40 | | |
| 120.01 – 150 | \$0.44 | \$(0.04) | \$0.40 | | |
| 150.01 – 180 | \$0.65 | \$(0.06) | \$0.59 | | |
| 180.01 – 210 | \$0.65 | \$(0.06) | \$0.59 | | |
| 210.01 – 240 | \$0.65 | \$(0.06) | \$0.59 | | |
| 240.01 – 270 | \$0.81 | \$(0.07) | \$0.74 | | (R) (I) (R) |


Issued: March 28, 2025

Effective: May 1, 2025

Advice No.: 2025-22

Issued By Puget Sound Energy

By:



Birud D. Jhaveri

Title: Director, Regulatory Affairs

11th Revision of Sheet No. 140-PCanceling 10th Revision

WN U-60

of Sheet No. 140-P

**PUGET SOUND ENERGY
Electric Tariff G**

**SCHEDULE 140
Property Tax Tracker (Continued)**

4. Monthly Rate – EFFECTIVE THROUGH JANUARY 28, 2026 (Continued): (N)

SCHEDULES 58 & 59 – Light Emitting Diode (LED) Lighting Service (Continued)

| <u>Lamp Wattage</u> | <u>Base Property Tax Rate</u> | <u>Deferral Rate</u> | <u>Schedule 140 Total Effective Rate Per Lamp</u> | |
|---------------------|-----------------------------------|----------------------|---|-------------|
| 270.01 – 300 | \$0.81 | \$(0.07) | \$0.74 | (R) (I) (R) |
| 300.01 – 400 | \$1.14 | \$(0.10) | \$1.04 | (R) (I) (I) |
| 400.01 – 500 | \$1.14 | \$(0.10) | \$1.04 | (R) (I) (R) |
| 500.01 – 600 | \$1.14 | \$(0.10) | \$1.04 | (R) (I) (R) |
| 600.01 – 700 | \$2.65 | \$(0.23) | \$2.42 | (I) (I) (I) |
| 700.01 – 800 | \$2.65 | \$(0.23) | \$2.42 | (I) (I) |
| 800.01 – 900 | \$2.65 | \$(0.23) | \$2.42 | (R) (I) (I) |

Issued: March 28, 2025
Advice No.: 2025-22**Effective:** May 1, 2025

Issued By Puget Sound Energy

By:  Birud D. Jhaveri

Title: Director, Regulatory Affairs

10th Revision of Sheet No. 140-Q

Canceling 9th Revision

of Sheet No. 140-Q

WN U-60

**PUGET SOUND ENERGY
Electric Tariff G**

SCHEDULE 140

Property Tax Tracker (Continued)

4. Monthly Rate – EFFECTIVE THROUGH JANUARY 28, 2026 (Continued): (N)

SCHEDULES 58 & 59 – Horizontal Metal Halide Lighting Service

| <u>Lamp Wattage</u> | <u>Base Property</u> | | <u>Schedule 140 Total</u> | |
|---------------------|----------------------|----------------------|--------------------------------|--|
| | <u>Tax Rate</u> | <u>Deferral Rate</u> | <u>Effective Rate Per Lamp</u> | |
| 250 Watt | \$0.81 | \$(0.07) | \$0.74 (I) (I) (I) | |
| 400 Watt | \$1.14 | \$(0.10) | \$1.04 (I) (I) (I) | |

SCHEDULES 58 & 59 – Pole Charge

| | <u>Base Property</u> | | <u>Schedule 140 Total</u> | |
|-----------------|----------------------|----------------------|--------------------------------|--|
| | <u>Tax Rate</u> | <u>Deferral Rate</u> | <u>Effective Rate Per Pole</u> | |
| Post 10/28/1999 | \$0.13 | \$(0.01) | \$0.12 (R) (I) (R) | |

4. Monthly Rate – FOR ALL TYPES OF LUMINAIRES UNDER THIS SCHEDULE BEGINNING JANUARY 29, 2026: (K) (N)

Monthly Rate per Lamp:

| <u>Lamp Wattage</u> | <u>Base Property</u> | | <u>Schedule 140 Total</u> | |
|---------------------|----------------------|----------------------|--------------------------------|--|
| | <u>Tax Rate</u> | <u>Deferral Rate</u> | <u>Effective Rate per Lamp</u> | |
| 0-30 Watt | \$0.05 | \$(0.00) | \$0.05 | |
| 30.01-60 Watt | \$0.11 | \$(0.01) | \$0.10 (K) | |
| 60.01-90 Watt | \$0.18 | \$(0.02) | \$0.16 | |
| 90.01-150 Watt | \$0.27 | \$(0.02) | \$0.25 | |
| 150.01-240 Watt | \$0.47 | \$(0.04) | \$0.43 | |
| 240.01-340 Watt | \$0.63 | \$(0.05) | \$0.58 | |
| 340.01-600 Watt | \$0.98 | \$(0.08) | \$0.90 | |
| 600.01-1,000 Watt | \$2.46 | \$(0.21) | \$2.25 (N) | |

(K) Transferred to Sheet No. 140-R

Issued: March 28, 2025

Effective: May 1, 2025

Advice No.: 2025-22

Issued By Puget Sound Energy

By:  Birud D. Jhaveri

Title: Director, Regulatory Affairs

WN U-60

Original Sheet No. 140-R

**PUGET SOUND ENERGY
Electric Tariff G**

SCHEDULE 140

(N)

Property Tax Tracker (Continued)

**4. Monthly Rate – FOR ALL TYPES OF LUMINAIRES UNDER THIS SCHEDULE BEGINNING
JANUARY 29, 2026 (Continued):**

Smart LED Monthly Rate per kWh:

| <u>Lamp Wattage</u> | <u>Base Property Tax Rate</u> | <u>Deferral Rate</u> | <u>Schedule 140 Total Energy Charge per kWh</u> |
|---------------------|-----------------------------------|----------------------|---|
| 0-30 Watt | \$0.006809 | \$(0.000584) | \$0.006225 |
| 30.01-60 Watt | \$0.006809 | \$(0.000584) | \$0.006225 |
| 60.01-90 Watt | \$0.006809 | \$(0.000584) | \$0.006225 |
| 90.01-150 Watt | \$0.006809 | \$(0.000584) | \$0.006225 |
| 150.01-240 Watt | \$0.006809 | \$(0.000584) | \$0.006225 |
| 240.01-340 Watt | \$0.006809 | \$(0.000584) | \$0.006225 |
| 340.01-600 Watt | \$0.006809 | \$(0.000584) | \$0.006225 |
| 600.01-1,000 Watt | \$0.006809 | \$(0.000584) | \$0.006225 |

(N)

5. Adjustments: Rates in this schedule and those rates reflected in the schedules for electric service to which the surcharge in the Rate section above applies, are subject to adjustment by such other schedules in this tariff as may apply.

(M)

6. General Rules and Provisions: Service under this schedule is subject to the General Rules and Provisions in this tariff (Schedule 80) as they may be modified from time to time and other schedules of such tariff that may from time to time apply as they may be modified from time to time.

(M)


(M) Transferred from Sheet No. 140-Q

Issued: March 28, 2025
Advice No.: 2025-22

Effective: May 1, 2025

Issued By Puget Sound Energy

By:



Birud D. Jhaveri

Title: Director, Regulatory Affairs