

97<sup>th</sup> Revision of Sheet No. 81

Canceling 96<sup>th</sup> Revision

WN U-60

of Sheet No. 81

**PUGET SOUND ENERGY**  
**Electric Tariff G**

---

**SCHEDULE 81**  
**TAX ADJUSTMENT**

1. **APPLICABILITY:** The adjustments contained in this schedule apply to: all charges pursuant to this tariff; to any other rate or charge upon which a tax is applicable within the jurisdiction with a taxing authority imposing a tax listed below; or by contract for service to which a tax is applicable within the jurisdiction imposing a tax, as provided in General Provision 3 of Schedule 80 included in this tariff.
  
2. **TAX ADJUSTMENT:** The rates and charges named in this tariff, or any other rate or charge upon which a tax is assessed, shall be proportionately increased or decreased by an adjustment equivalent to the amount of the tax, tax refund, assessment, or other charge imposed by the jurisdiction and effective as listed below plus, where applicable, the effect of state utility tax, annual filing fee, credit losses, and local taxes plus assessments and interest. In no event shall the Company be entitled to recover any amounts assessed by the taxing jurisdiction that are punitive in nature.
  - a. **RATES:**

Where Applied	City Ord. No.	Rate Eff. Date	City Ord. Rate	Effect of Tax Rate	Limitations	Exclusions	
Algona	612	1-1-89	6 %	6.695 %			(I)
Anacortes	1890	1-1-87	6 %	6.695 %			I
Auburn	6170	7-1-08	6 %	6.695 %			I
Bainbridge Island	97-33	1-1-00	6 %	6.419 %			I
Bellevue	5578	2-4-05	5 %	5.517 %			I
Bellingham	9376	1-1-91	6 %	6.082 %			I
Black Diamond	277	1-1-84	6 %	6.695 %			I
Blaine	3.19	3-13-97	6 %	6.747 %			I
Bonney Lake	305N	2-1-94	6 %	6.695 %			I
Bothell	1289	1-1-12	6 %	6.695 %			I
Bremerton	4080	5-1-93	6 %	6.747 %			I
Buckley	31-89	5-1-93	6 %	6.747 %			I
Bucoda	441	5-6-04	6 %	6.747 %			I
Burien	570	1-1-13	6 %	6.695 %			I
Burlington	1890	8-31-20	6 %	6.082 %		AB	I
Carbonado	410	3-1-14	6 %	6.695 %			I
Carnation	265	3-1-83	6 %	6.695 %			(I)


(Continued on Sheet No. 81-A)

**Issued:** August 29, 2024  
**Advice No.:** 2024-30

**Effective:** October 1, 2024

**Issued By Puget Sound Energy**

By:



Birud D. Jhaveri

**Title:** Director, Regulatory Affairs

**PUGET SOUND ENERGY  
Electric Tariff G**

**SCHEDULE 81  
TAX ADJUSTMENT (Continued)**

2. **TAX ADJUSTMENT:** (Continued)

a. **RATES:** (Continued)

Where Applied	City Ord. No.	Rate Eff. Date	City Ord. Rate	Effect of Tax Rate	Limitations	Exclusions	
Cle Elum	871	5-1-93	6 %	6.695 %			(l)
Clyde Hill	614	5-1-93	6 %	6.082 %			
Concrete	376	9-1-94	6 %	6.695 %			
Coupeville	485	7-10-94	6 %	6.695 %			
Covington	14-11	2-1-12	6 %	6.695 %			
Des Moines	1249	1-29-00	6 %	6.292 %			
DuPont	99-645	1-1-00	6 %	6.747 %			
Duvall	594	1-1-92	6 %	6.747 %			
Edgewood	18-0520	6-2-18	6 %	6.033 %		AB	
Ellensburg	3476	5-1-93	6 %	6.747 %			
Enumclaw	1359	1-1-82	6 %	6.695 %			
Everson	355	3-1-88	6 %	6.082 %		A	
Federal Way	06-539	2-4-07	7.75 %	8.133 %			
Ferndale	1277	3-9-02	6 %	6.082 %		A	
Fife	1754-2011	1-1-12	6 %	6.695 %	(f)		
Hamilton	168	8-19-93	6 %	6.292 %			
Hunts Point	201	1-1-87	6 %	6.695 %			
Issaquah	1735	1-1-92	6 %	6.695 %			
Kenmore	04-0222	2-21-05	4 %	4.366 %			
Kent	3645	8-3-03	6 %	6.695 %			
Kirkland	3875	1-15-03	6 %	6.082 %		A	
Kittitas	426	1-1-91	6 %	6.695 %			
Lacey	869	1-20-90	6 %	6.082 %			
La Conner	712	6-1-98	6 %	6.292 %			
Lake Forest Park	843	6-29-01	6 %	6.695 %			
Lakewood	232	12-14-00	5 %	5.241 %			
Langley	384	11-1-82	6 %	6.695 %			
Lummi Indian Res	91-104	8-1-92	5 %	5.560 %			
Lyman	181	2-16-04	6 %	6.419 %		A	(l)


(Continued on Sheet No. 81-B)

**Issued:** August 29, 2024  
**Advice No.:** 2024-30

**Effective:** October 1, 2024

**Issued By Puget Sound Energy**

By:



Birud D. Jhaveri

**Title:** Director, Regulatory Affairs



16<sup>th</sup> Revision of Sheet No. 81-C

Canceling 15<sup>th</sup> Revision

of Sheet No. 81-C

WN U-60

**PUGET SOUND ENERGY  
Electric Tariff G**

**SCHEDULE 81  
TAX ADJUSTMENT (Continued)**

**2. TAX ADJUSTMENT: (Continued)**

**a. RATES: (Continued)**

Where Applied	City Ord. No.	Rate Eff. Date	City Ord. Rate	Effect of Tax Rate	Limitations	Exclusions	
Steilacoom	1009	5-1-93	6 %	6.340 %			(I)
Sumner	2521	8-1-15	6 %	6.695 %	(b)		
Swinomish Indian	126	1-1-99	3 %	3.263 %			
Tenino	715	3-18-06	6 %	6.340 %			
Tukwila	1998	1-1-07	6 %	6.695 %			
Tumwater	1291	8-1-91	6 %	6.292 %			
Wilkeson	2006.10	5-13-11	6 %	6.695 %			
Woodinville	200	6-1-98	2 %	2.136 %			
Yarrow Point	619	1-1-11	6 %	6.695 %			
Yelm	909	10-20-09	6 %	6.292 %			(I)

**TAX ASSESSMENTS OR REFUNDS –**

The following tax adjustment rate shall be applied in addition to the tax adjustment rate shown above for the time specified below.

Where Applied	Ord. No.	Rate Start Date	Rate Through Date	Rate
---------------	----------	-----------------	-------------------	------


(Continued on Sheet No. 81-D)

**Issued:** August 29, 2024  
**Advice No.:** 2024-30

**Effective:** October 1, 2024

**Issued By Puget Sound Energy**

By:



Birud D. Jhaveri

**Title:** Director, Regulatory Affairs