

Received
Records Management

05/23/19 13:51

State Of WASH.
UTIL. AND TRANSP.
COMMISSION

**US Ecology Washington, Inc.
Affiliated Interest and Subsidiary Transaction Report
For the Year Ended December 31, 2018
WAC 480-92-055 (3)**

Prepared by Tray Caldwell, Rate Analyst / Site Accountant

Signature: Tray Caldwell

Date: May 23, 2019



1777 Terminal Dr., Richland, WA 99354
P 509.946.4945 F 509.946.5495

May 23, 2019

VIA ELECTRONIC FILING

Mark L. Johnson, Executive Director and Secretary
Washington Utilities and Transportation Commission
1300 S. Evergreen Park Dr. S.W.
P.O. Box 47250
Olympia, Washington 98504-7250

**Re: US Ecology Washington, Inc.
Affiliated Interest and Subsidiary Transactions Report
For the Year Ended December 31, 2018**

Dear Mr. Johnson:

Enclosed via electronic filing is the Affiliated Interest and Subsidiary Transaction Report for the Year Ended December 31, 2018 for US Ecology Washington, Inc. as required by WAC 480-92-055 (3).

Sincerely,

A handwritten signature in cursive script that reads "Tray Caldwell".

Tray Caldwell
Rate Analyst / Site Accountant

Enclosures

US Ecology, Inc. & Subsidiaries
Consolidated Balance Sheets
As of December 31, 2018

	US Ecology Washington, Inc.	US Ecology, Inc. & All Other Subsidiaries	TOTAL
Assets			
Cash and cash equivalents	(12,406.83)	31,981,636.94	31,969,230.11
Trade receivables	269,136.96	109,281,530.87	109,550,667.83
Other AR, net	1,929.03	35,137,687.87	35,139,616.90
Prepayments and other	139,383.39	10,798,003.11	10,937,386.50
Income tax receivable		7,070,659.07	7,070,659.07
Current assets	398,042.55	194,269,517.86	194,667,560.41
Property and equip, net	1,415,640.36	257,027,254.66	258,442,895.02
Restricted cash		4,940,894.15	4,940,894.15
Intangibles		279,665,736.86	279,665,736.86
Goodwill		207,177,474.86	207,177,474.86
Other non-current assets		3,003,632.70	3,003,632.70
Non-current assets	1,415,640.36	751,814,993.23	753,230,633.59
Total assets	1,813,682.91	946,084,511.09	947,898,194.00
Liabilities & Equity			
Trade AP	16,546.39	14,262,552.50	14,279,098.89
Other AP and accrued	179,327.03	63,162,770.70	63,342,097.73
State burial taxes	122,492.36	2,716,568.06	2,839,060.42
Closure/post-closure obligation		2,266,281.78	2,266,281.78
Income taxes payable		505,413.47	505,413.47
Current liabilities	318,365.78	82,913,586.51	83,231,952.29
Closure/Post-closure obligation		76,096,987.65	76,096,987.65
Long-term debt		363,999,999.73	363,999,999.73
Other long term liabilities		1,660,994.61	1,660,994.61
Uncertain Tax Position		485,129.84	485,129.84
Deferred tax liability		63,206,273.06	63,206,273.06
Intercompany transactions	(76,265,771.73)	76,265,771.73	0.00
Non-current liabilities	(76,265,771.73)	581,715,156.62	505,449,384.89
Total liabilities	(75,947,405.95)	664,628,743.13	588,681,337.18
Common stock	10.00	220,391.44	220,401.44
Additional paid-in captial		183,833,979.45	183,833,979.45
Retained earnings - prior years	74,943,697.33	64,784,249.92	139,727,947.25
Retained earnings - current year	2,817,381.53	46,777,766.82	49,595,148.35
Treasury stock		(369,976.08)	(369,976.08)
Accumulated other comprehensive income		(13,790,643.59)	(13,790,643.59)
Shareholders' equity	77,761,088.86	281,455,767.96	359,216,856.82
Total liabilities & equity	1,813,682.91	946,084,511.09	947,898,194.00

US Ecology, Inc. & Subsidiaries
Consolidated Income Statements - YTD
For the Twelve Months Ending December 31, 2018

	US Ecology Washington, Inc.	US Ecology, Inc. & All Other Subsidiaries	TOTAL
Direct disposal revenues	6,430,651.21	50,787,143.09	57,217,794.30
Other revenues	142,369.27	254,046,164.91	254,188,534.18
Transportation revenues	14,525.00	109,072,570.19	109,087,095.19
Service revenues		145,434,115.74	145,434,115.74
	<hr/>		
Revenues	6,587,545.48	559,339,993.93	565,927,539.41
	<hr/>		
Labor	1,483,535.72	97,056,526.96	98,540,062.68
Cost of goods sold		10,006,360.25	10,006,360.25
Reagents		24,116,977.30	24,116,977.30
Equipment and supplies	560,703.84	52,167,239.98	52,727,943.82
Depreciation and amortization	121,088.58	30,246,025.27	30,367,113.85
Services	219,074.63	92,813,732.60	93,032,807.23
Transportation	14,525.00	81,584,446.98	81,598,971.98
Fees	84,791.21	3,567,599.23	3,652,390.44
Other	(15,380.95)	1,806,380.54	1,790,999.59
	<hr/>		
Direct costs	2,468,338.03	393,365,289.11	395,833,627.14
	<hr/>		
Gross Profit	4,119,207.45	165,974,704.82	170,093,912.27
	<hr/>		
Labor	962,415.19	51,848,205.38	52,810,620.57
Equipment and supplies	48,743.89	6,924,830.40	6,973,574.29
Depreciation and amortization	5,855.94	8,478,965.19	8,484,821.13
Services	243,242.96	18,671,717.64	18,914,960.60
Legal	1,658.05	1,469,676.65	1,471,334.70
Fees	(747.68)	4,277,746.16	4,276,998.48
Other	40,761.93	3,033,248.03	3,074,009.96
	<hr/>		
Selling, general & admin	1,301,930.28	94,704,389.45	96,006,319.73
	<hr/>		
Other expense (income)		(2,685,717.29)	(2,685,717.29)
	<hr/>		
Other	0.00	(2,685,717.29)	(2,685,717.29)
	<hr/>		
EBINT	2,817,277.17	73,956,032.66	76,773,309.83
	<hr/>		
Interest income	(104.36)	(215,266.15)	(215,370.51)
Interest expense		12,130,564.16	12,130,564.16
	<hr/>		
Investments/interest	(104.36)	11,915,298.01	11,915,193.65
	<hr/>		
Pretax earnings/(loss)	2,817,381.53	62,040,734.65	64,858,116.18
	<hr/>		
Income taxes		15,262,967.83	15,262,967.83
	<hr/>		
Net earnings (loss)	2,817,381.53	46,777,766.82	49,595,148.35
	<hr/>		

WAC 480-92-055 (3)(b):

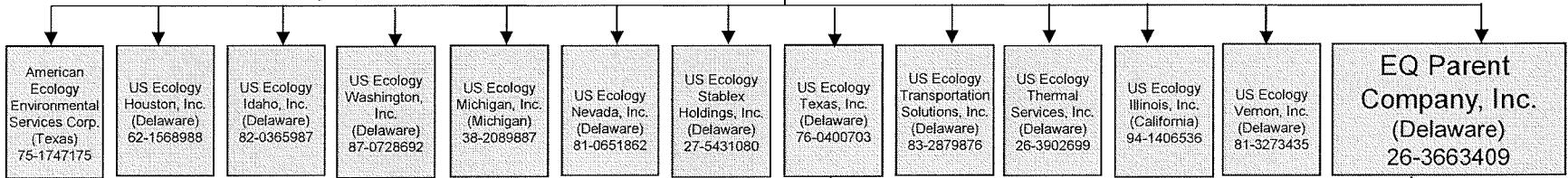
- (ii) The services provided by US Ecology, Inc. to US Ecology Washington, Inc. consist of accounting, legal, and management services.
- (iii) No costs are allocated or charged for the services US Ecology, Inc. provides to US Ecology Washington, Inc.
- (iv) As part of everyday cash management, the net difference between receivables and payables resides in a central bank account owned by US Ecology, Inc.
- (v) US Ecology Washington, Inc. assumes no obligations or liabilities for affiliated interests except for guarantee of the Wells Fargo revolving credit facility identical to all US Ecology, Inc. affiliated companies.
- (vi) US Ecology, Inc. provides accounting, legal, and management services to each of its subsidiary companies, including, US Ecology Washington, Inc.
- (vii) Common Officers and Directors:

	Name	US Ecology, Inc.	US Ecology Washington, Inc.
Directors:	Jeffrey R. Feeler	Director	Director
Officers:	Jeffrey R. Feeler	President/CEO	President
	Simon G. Bell	EVP/Operations	Exec. Vice President
	Eric L. Gerratt	EVP/CFO	Exec. Vice President/Treasurer
	Wayne R. Ipsen	Secretary/Corp. Counsel	Secretary

Joe F. Colvin
 Katina Dorton
 Daniel Fox
 Stephen A. Romano
 Jeffrey R. Feeler
 John T. Sahlberg
 Ronald C. Keating
 Glenn Eisenberg

US Ecology, Inc.
 (Delaware)
 95-3889638

President/CEO – Jeffrey R. Feeler
 EVP Sales and Marketing – Steven D. Welling
 EVP/Operations – Simon G. Bell
 EVP/CFO - Eric L. Gerratt
 Secretary/Corp. Counsel – Wayne R. Ipsen



Directors:
 Jeffrey R. Feeler
 Simon G. Bell
 Eric L. Gerratt
Officers:
 Pres. – Jeffrey R. Feeler
 EVP – Simon G. Bell
 EVP/Treas. – Eric L. Gerratt
 VP – Mike Ault
 Sec. – Wayne R. Ipsen

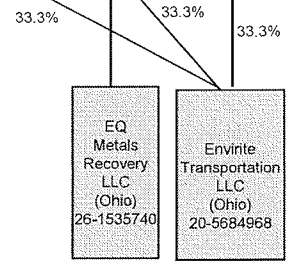
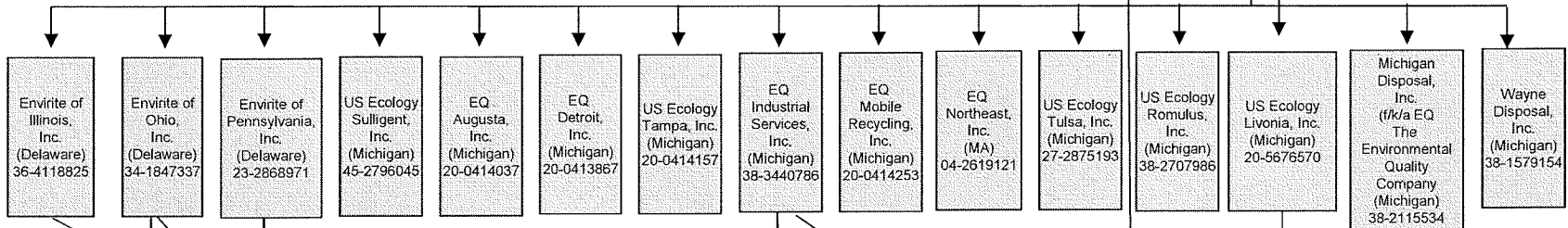
USE Canada Holdings Inc.
 (Canada)

US Ecology Winnie, LLC
 (Delaware)
 83-1323716

EQ Holdings, Inc.
 (Delaware)
 26-3219668

Environmental Services Inc.
 (Ontario)
 98-0182036

Stablex Canada Inc.
 (Canada)
 98-0210727



US Ecology Taylor, Inc.
 (Michigan)
 38-1910886

EQ de Mexico, Inc.
 (Mexico)
 98-0644657

RTF Romulus, LLC
 (Michigan)
 61-1705806