



UTILITIES AND TRANSPORTATION  
COMMISSION

1300 S. Evergreen Park Dr. SW  
P.O. Box 47250  
Olympia, WA 98504-7250  
Phone: 360-664-1222  
Fax: 360-586-1181  
TTY: 360-586-8203  
or  
1-800-416-5289  
E-mail: [Transportation@utc.wa.gov](mailto:Transportation@utc.wa.gov)

**AUTO TRANSPORTATION AUTHORITY APPLICATION**

*BML Investments LLC*

Type of Passenger Transportation Authority Requested (check one box)	Fee Required
<input type="checkbox"/> <u>New Certificate</u> (auto transportation company certificates include statewide charter and excursion carrier service if marked below). Complete sections 1-8 and Attachment A. Submit a proposed tariff and time schedule.  Do you plan on providing charter/excursion service? <input type="checkbox"/> Yes <input type="checkbox"/> No If yes, complete Attachment F.	\$200.00
<input checked="" type="checkbox"/> <u>Extension of existing Auto Transportation Certificate C- <u>64605</u></u> Complete sections 1-8. Submit a proposed tariff and time schedule.	\$150.00
<input type="checkbox"/> <u>Transfer or Lease Auto Transportation Authority</u> – Complete sections 1-8 and Attachments C & G. Transferring all of Certificate C- _____ Transferring a portion of Certificate C- _____ NOTE: A closing annual report must be submitted by the current company before the transfer will be finalized.	\$200.00
<input type="checkbox"/> <u>Temporary Auto Transportation Authority</u> - New temporary authority or temporary to operate pending a Commission decision on a parallel filed permanent application. Complete sections 1-8 and Attachment B.	\$150.00
<input type="checkbox"/> <u>Mortgage of Certificate</u> – Complete section 1 and Attachment E.	\$35.00
<input type="checkbox"/> <u>Name Change</u> – Change in corporate name, change in trade name; adding or deleting a trade name; or change the surname of an individual owner or partner. Complete section 1 and Attachment D.	\$35.00
<input type="checkbox"/> <u>Reinstatement of Cancelled Certificate</u> – Complete sections 1, 2 and 8.	\$200.00

**FOR OFFICIAL USE ONLY**

Date Filed <i>3/21/14</i>	Insurance <i>on file</i>	ID# <i>6849</i>	Docket #: <i>TC160320</i>
LS Staff Assigned	Safety Inspection	Map	Tariff/ Time Schedule
DOL/SOS		Receipt ID	Cert Issued
111-0268-232-02 <i>150-</i>	111-0268-232-01	111-0268-230-02	111-0268-230-01

*V203036*

*57715*

WASHINGTON



UTILITIES AND TRANSPORTATION  
COMMISSION

BML Investments LLC

1300 S. Evergreen Park Dr. SW  
P.O. Box 47250  
Olympia, WA 98504-7250  
Phone: 360-664-1222  
Fax: 360-586-1181  
TTY: 360-586-8203  
or  
1-800-416-5289  
E-mail: [Transportation@utc.wa.gov](mailto:Transportation@utc.wa.gov)

### AUTO TRANSPORTATION AUTHORITY APPLICATION

Type of Passenger Transportation Authority Requested (check one box)	Fee Required
<input type="checkbox"/> <u>New Certificate</u> (auto transportation company certificates include statewide charter and excursion carrier service if marked below). Complete sections 1-8 and Attachment A. Submit a proposed tariff and time schedule.  Do you plan on providing charter/excursion service? <input type="checkbox"/> Yes <input type="checkbox"/> No If yes, complete Attachment F.	\$200.00
<input checked="" type="checkbox"/> <u>Extension of existing Auto Transportation Certificate C- 64605</u> Complete sections 1-8. Submit a proposed tariff and time schedule.	\$150.00
<input type="checkbox"/> <u>Transfer or Lease Auto Transportation Authority</u> – Complete sections 1-8 and Attachments C & G. Transferring all of Certificate C- _____ Transferring a portion of Certificate C- _____	\$200.00
NOTE: A closing annual report must be submitted by the current company before the transfer will be finalized.	
<input type="checkbox"/> <u>Temporary Auto Transportation Authority</u> - New temporary authority or temporary to operate pending a Commission decision on a parallel filed permanent application. Complete sections 1-8 and Attachment B.	\$150.00
<input type="checkbox"/> <u>Mortgage of Certificate</u> – Complete section 1 and Attachment E.	\$35.00
<input type="checkbox"/> <u>Name Change</u> – Change in corporate name, change in trade name; adding or deleting a trade name; or change the surname of an individual owner or partner. Complete section 1 and Attachment D.	\$35.00
<input type="checkbox"/> <u>Reinstatement of Cancelled Certificate</u> – Complete sections 1, 2 and 8.	\$200.00

#### FOR OFFICIAL USE ONLY

Date Filed	Insurance	ID# V203036	Docket #:
LS Staff Assigned	Safety Inspection	Map	Tariff/ Time Schedule
DOL/SOS		Receipt ID	Cert Issued
111-0268-232-02 \$ 150.00	111-0268-232-01	111-0268-230-02	111-0268
			111-0268-230-01

057715

**SECTION 1 – APPLICANT INFORMATION**

Legal Name of Applicant: ~~Jason Wyles~~ BML Investments LLC  
 Trade Name(s) (if applicable): DBA Wenatchee Valley Shuttle

Phone #: 509-293-5773 Fax #: 509-293-5773 E-mail: jason@wenatcheevalleyshuttle.com

Physical Address:	Mailing Address (if different from physical):
Street: <u>400 S. Wenatchee Ave.</u>	Street: <u>P.O. Box 1725</u>
City: <u>Wenatchee</u>	City: <u>Wenatchee</u>
State/Zip: <u>WA 98801</u>	State/Zip: <u>WA 98807</u>

Unified Business Identifier Number (UBI): 602712441 If you do not know your UBI number or need to request one, contact Business Licensing Services at 1-800-451-7985.

**Type of Business Structure:**  Individual  Partnership  Corporation  Other (LP, LLP, LLC)  
 If other than individual, list the name, title, and percentage of partner's share or stock distribution for major stockholders or members:

Name	Title	Stock Distribution or % of Shares
<u>Byron Lott</u>	<u>CEO</u>	<u>50%</u>
<u>Monique Lott</u>	<u>CEO</u>	<u>50%</u>

USDOT number 2270573 If you do not have a USDOT number, you can go online to [www.fmcsa.dot.gov/online-registration](http://www.fmcsa.dot.gov/online-registration) to apply or call 360-596-3810 for assistance.

Labor & Industries #: 170,131-01 Employment Security Department #: 450184-00-7

**SECTION 2 – COMPANY INFORMATION**

Provide the following documents with your application:

- A map of the proposed line, route, or service territory that meets the standards described in WAC 480-30-051
- Support statements for proposed service authority

What type of service do you plan on providing: door-to-door services and/or scheduled service?

- Door-to-door service** - Service provided between locations identified by the passengers and points specifically named by the company in its filed tariff and time schedule. Door-to-door service requires a time schedule in compliance with WAC 480-30-281(2)(c) and may be restricted to "by reservation only"; and/or,
- Scheduled service** - Service provided between locations specifically named by the company (e.g., the X Hotel at 4th and Main) and points specifically named by the company in its filed tariff and time schedule. Scheduled service requires the company to file a time schedule in compliance with WAC 480-30-281(2)(b) and may be restricted to "by reservation only."

Added stop at Pangborn Memorial Airport in East Wenatchee, WA.

Describe the proposed type of service (see WAC 480-30-096) including the line, route or service territory described in terms such as streets, avenues, roads, highways, townships, ranges, cities, towns, counties or other geographic description: Added pick up at Pangborn Memorial Airport on existing Wenatchee to Sea-Tac route. Wenatchee to East Wenatchee via George Sellar Bridge, then Grant Road to Pangborn Memorial Airport, then to Peshastin via Odabashian Bridge from East Wenatchee, pick up, continue to Cle Elum via US-97 then I-90 to North Bend, drop off, continue I-90 to Bellevue, drop off, continue I-90 then I-405 then WA58 to Sea-Tac Airport, drop off departures level, pick up Door 00 then same route in reverse back to Wenatchee.

State the conditions that demonstrate this proposed service is for the public convenience and necessity: We are central Washington's only consistent scheduled airport service. We have served Wenatchee to Sea-Tac Airport the last four years. An added pickup at Pangborn Memorial Airport provides additional options for passengers traveling to Sea-Tac Airport.

State the applicant's prior experience and familiarity with the statutes and rules that govern operations it proposes: We have been operating and learning the UTC rules and regulations for the past four years as we have ran Wenatchee Valley Shuttle.

Do other auto transportation companies currently provide service between any of the points or along any portion of the route you propose to serve?  No  Yes If yes, list the names and addresses of companies:

Do you currently hold, or have you ever held, an auto transportation certificate?  No  Yes If yes, please indicate your certificate number C- 64605

Have you ever applied for and been denied an auto transportation certificate?  No  Yes If yes, please explain \_\_\_\_\_

Have you ever been cited for violation of state laws or commission rules?  No  Yes If yes, please explain When we first started operating we were unaware that we needed medical cards when operating vehicles with less than 14 passengers. We made this correction as soon as possible.

**SECTION 3 - TARIFF AND TIME SCHEDULE**

If this application is for temporary authority, a new certificate, or extension of existing certificated authority, you must include a proposed tariff and time schedule that is in compliance with WAC 480-30-256 through WAC 480-30-436.

Or are you applying for fare flexibility as described in WAC 480-30-420?  Yes or  No  
If yes, complete Attachment H to show your proposed base rate and maximum rate.

If this application is a transfer or a lease of authority from an existing certificated company, you must either file a new tariff and time schedule at the same rate levels as on file, or, you must adopt the current certificate holder's tariff and time schedule. To file a new tariff, use the standard tariff format attached to this application or an approved alternate format. Indicate which option you will use:

Adopt or  File new tariff

# Proposed route Wenatchee to River Park Square Spokane

Describe the proposed type of service (see WAC 480-30-096) including the line, route or service territory described in terms such as streets, avenues, roads, highways, townships, ranges, cities, towns, counties or other geographic description: Proposed route from Wenatchee to East Wenatchee via George Sellar Bridge then Grant Road to Pangloun Memorial Airport, pick up, then continue on Grant Road to Batterman Road, left turn onto WA-28 to Quincy, Drop off/Pick up, continue on WA-28 to Ephrata, Drop off/Pick up, continue on WA-28 then WA-282 and WA-17 to Moses Lake, Drop off/Pick up, continue on WA-17 exit I-90 E to exit 220 Ritzville, Drop off/Pick up, continue I-90 E to Exit 276 Spokane International Airport, drop off, continue I-90 E to Exit 280 Lincoln Street to W Main Ave to River Park Square, drop off. Same route in reverse back to Wenatchee.

State the conditions that demonstrate this proposed service is for the public convenience and necessity: We are central Washington's only consistent scheduled airport service. We have served Wenatchee to Sea-Tac Airport the last four years. This proposed route would allow us to provide service to customers flying from Spokane International Airport as well as passengers who desire same day round trip travel between Wenatchee and River Park Square Spokane and intermediate points on our proposed route for appointments, to shop or

State the applicant's prior experience and familiarity with the statutes and rules that govern operations it proposes: We have been operating and learning UTC rules and regulations the past four years as we have operated Wenatchee Valley Shuttle.

Do other auto transportation companies currently provide service between any of the points or along any portion of the route you propose to serve?  No  Yes If yes, list the names and addresses of companies:

Do you currently hold, or have you ever held, an auto transportation certificate?

No  Yes If yes, please indicate your certificate number C- 64605

Have you ever applied for and been denied an auto transportation certificate?

No  Yes If yes, please explain \_\_\_\_\_

Have you ever been cited for violation of state laws or commission rules?

No  Yes If yes, please explain When we first started operating we were unaware that we needed medical cards when operating vehicles with less than 14 passengers. We made this correction as soon as possible.

## SECTION 3 - TARIFF AND TIME SCHEDULE

If this application is for temporary authority, a new certificate, or extension of existing certificated authority, you must include a proposed tariff and time schedule that is in compliance with WAC 480-30-256 through WAC 480-30-436.

Or are you applying for fare flexibility as described in WAC 480-30-420?  Yes or  No  
If yes, complete Attachment H to show your proposed base rate and maximum rate.

If this application is a transfer or a lease of authority from an existing certificated company, you must either file a new tariff and time schedule at the same rate levels as on file, or, you must adopt the current certificate holder's tariff and time schedule. To file a new tariff, use the standard tariff format attached to this application or an approved alternate format. Indicate which option you will use:

Adopt or  File new tariff

### SECTION 4 – HEARING INFORMATION

If the Commission assigns this application for a formal hearing, estimate the number of witnesses you will present and the amount of time you will need for your presentation.

Number of witnesses: <span style="font-size: 1.5em; margin-left: 20px;">3</span>	Amount of time: <span style="font-size: 1.5em; margin-left: 20px;">10 minutes</span>
Will an attorney be representing you? If yes, complete the following:	
Attorney's name:	Attorney's phone number:
Attorney's address: Street	Fax number:
City, State, Zip	E-mail address

### SECTION 5 – FINANCIAL STATEMENT

ASSETS		LIABILITIES	
Cash in Bank	\$ 36,600	Salaries/Wages Payable	\$ 5,925
Notes Receivable	\$ 0	Accounts Payable	\$ 2,399
Accounts Receivable	\$ 9,255	Notes Payable	\$ 1,187
Investments	\$ 0	Mortgages Payable	\$ 4,469
Other Current Assets	\$ 7,008	Contracts and Bonds Payable	\$ 0
Prepaid Expenses	\$ 0	<b>TOTAL LIABILITIES</b>	<b>\$ 13,980</b>
Land and Buildings	\$ 0	NET WORTH	
Trucks and Trailers	\$ 69,325	Preferred Stock	\$ 0
Office Furniture	\$ 28,720	Common Stock	\$ 0
Other Equipment	\$ 0	Retained Earnings	\$ 136,928
Other Assets	\$ 0	Capital	\$ 0
<b>TOTAL ASSETS</b>	<b>\$ 150,908</b>	<b>TOTAL LIABILITIES AND NET WORTH</b>	<b>\$ 150,908</b>

In addition: the application must include the following: (see WAC 480-30-096)

- Ridership and Revenue forecasts for the first twelve months of operation.
- A pro forma balance sheet and income statement for the first twelve months of operation.

### SECTION 6 – EQUIPMENT LIST

Describe the equipment that will be used (attach additional sheet if necessary). Vehicles must pass inspection and be issued a valid Commercial Vehicle Safety Alliance inspection decal for each motor vehicle before your application may be granted.

Year	Make	License Number	Vehicle ID number	Seating Capacity
2003	Ford E-450	AML2200	1FDXE45593HB33391	29
2008	Ford Econoline	C66528A	1FB5S31L88DA83893	14
2009	Ford Econoline	AQF7648	1FB5S31L99DA72077	14
2009	Ford Econoline	AV20787	1FB5S31LX9DA20800	14
2010	Chery Express	B52221T	1GA2G2D2A118507	14

**SECTION 7 – SAFETY AND OPERATIONS**

In each of the categories shown below, list the person and position responsible for understanding and complying with the Federal Motor Carrier Safety Regulations (FMCSR) and Washington State laws and rules. Please refer to the WAC rules, fact sheets, and publication "Your Guide to Achieving a Satisfactory Safety Rating" for assistance with requirements.

**SAFETY RESPONSIBILITIES**

**COMMERCIAL DRIVER'S LICENSE (CDL) STANDARDS REQUIREMENTS AND PENALTIES** (Title 49, Code of Federal Regulations Part 383) Any driver who operates a vehicle that meets the definition of a commercial motor vehicle must have a valid CDL.

Name: Byron Lott | Position: CEO

**DRIVER QUALIFICATION REQUIREMENTS** (Title 49, Code of Federal Regulations Part 391) Driver's must meet minimum qualification requirements and each company must maintain driver qualification files for each driver.

Name: Byron/Monique Lott | Position: CEO/CEO

**DRIVERS HOURS OF SERVICE** (Title 49, Code of Federal Regulations Part 395) Drivers must maintain logs and each company must maintain true and accurate hours of service records for each driver.

Name: Monique Lott | Position: CEO

**CONTROLLED SUBSTANCE AND ALCOHOL USE AND TESTING** (Title 49, Code of Federal Regulations Part 382) All persons who drive commercial vehicles requiring a CDL must be in a Controlled Substance and Alcohol Use and Testing program that is in compliance with FMCSR in Title 49, Code of Federal Regulations Part 382 and Title 49, Code of Federal Regulations Part 40. Each company will have in place a system for complying with FMCSR governing alcohol use and controlled substances testing requirements (Title 49 Code of Federal Regulations Part 382 and Title 49 Code of Federal Regulations Part 40).

Name: Monique Lott | Position: CEO

**INSPECTION, REPAIR AND MAINTENANCE** (Title 49, Code of Federal Regulations Part 396) Every motor carrier shall systematically inspect, repair, and maintain all motor vehicles subject to its control.

Name: Jason Wyles | Position: Manager

**SAFETY REGULATIONS, GENERAL** (Title 49, Code of Federal Regulations Part 390)

Name: Monique Lott/Jason Wyles | Position: CEO/Manager

**DRIVING OF COMMERCIAL MOTOR VEHICLES** (Title 49, Code of Federal Regulations Part 392)

Name: Monique Lott | Position: CEO

**PARTS AND ACCESSORIES NECESSARY FOR SAFE OPERATION** (Title 49, Code of Federal Regulations Part 393)

Name: Jason Wyles | Position: Manager

**OPERATIONAL RESPONSIBILITIES**

**TARIFFS, TIME SCHEDULES, RATES AND RATE FILINGS** (WAC 480-30-251 through WAC 480-30-436) Companies must file a tariff showing all rates it will impose on its customers, together with rules that govern how rates will be assessed. Companies must also file a time schedule. Charter and excursion only carriers are not required to file tariffs and time schedules per WAC 480-30-251.

Name: Byron/Monique Lott/Jason Wyles | Position: CEO/CEO/Manager

**ANNUAL REPORTS AND REGULATORY FEES** (WAC 480-30-066 through WAC 480-30-081) Auto Transportation companies must file an annual report of its financial and operational activity and pay regulatory fees by May 1 of each year. Charter and excursion carriers must file an annual safety report by May 1; and pay regulatory fees by December 31 of each year.

Name: Byron/Monique Lott | Position: CEO/CEO

**CUSTOMER SERVICE** Person responsible for customer service complaints, and customer notice requirements.

Name: Monique Lott/Jason Wyles | Position: CEO/Manager

**STATE OF WASHINGTON GENERAL LAWS, RULES AND REGULATIONS** Individuals and companies doing business in the state of Washington must comply with the regulations of local, state, and federal agencies such as, but not limited to: Department of Labor and Industries (industrial insurance, safety, prevailing wage); Department of Licensing (vehicle and drivers licenses, business licensing, fuel permits, fuel tax); Secretary of State (corporate registrations); Department of Revenue and Internal Revenue Service (taxes); and Employment Security.

Name: Monique Lott | Position: CEO

**SECTION 8 – DECLARATION OF APPLICANT**

I understand that filing this application **does not** authorize me to start operations requested or in the territory described until the commission grants the application and issues a certificate.

I understand the responsibilities of a passenger transportation company, and I am in compliance with all local, state, and federal regulations governing business in the state of Washington.

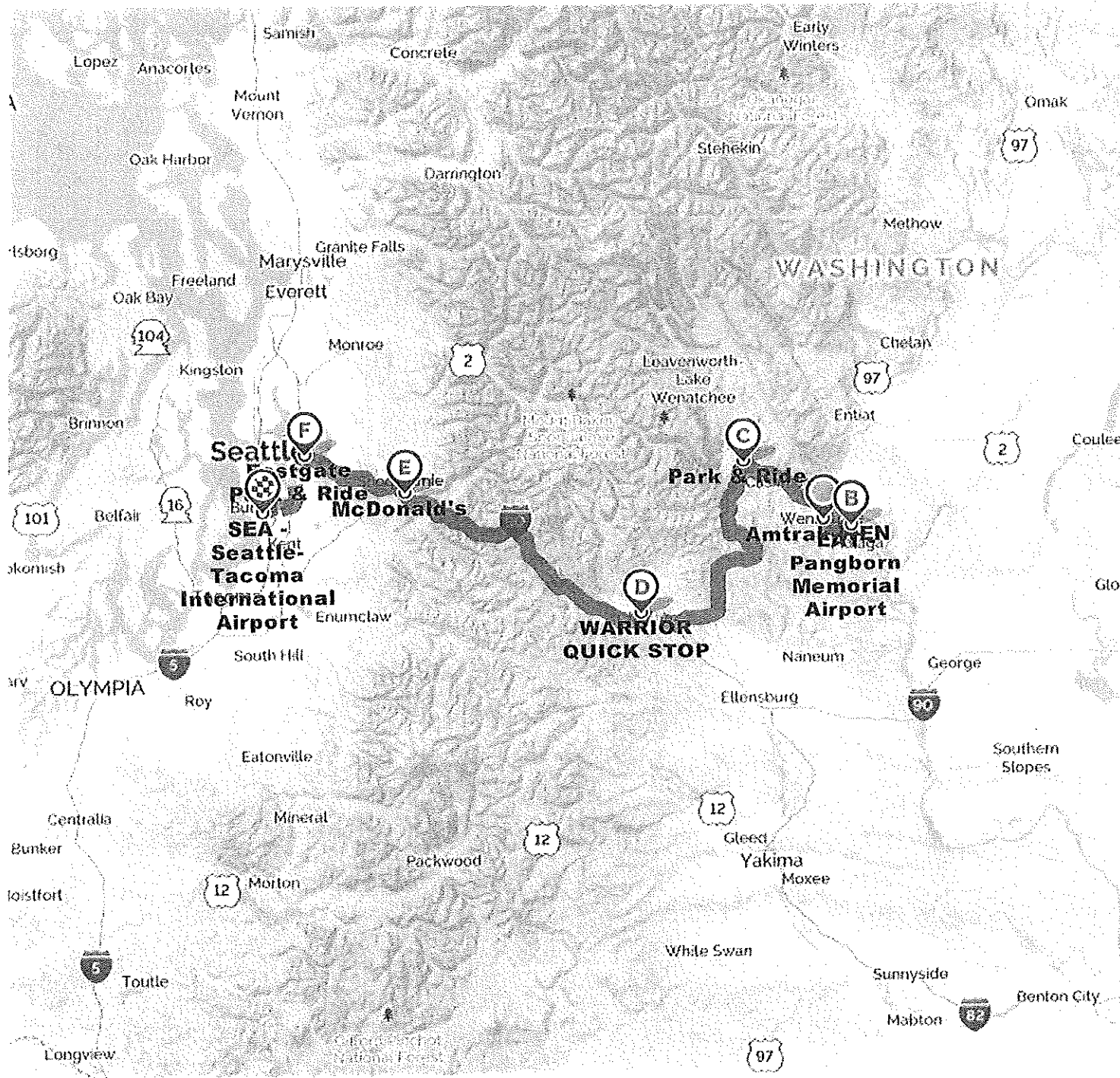
I certify under penalty for false statement, that the information contained in this application is true and correct, and that I am authorized to execute and file this document on behalf of the applicant.

Printed name: Jason Wyles Title: Manager

Signature: Jason Wyles

Date: 2-11-16 County, State Chelan, WA





**ATTACHMENT A**

**AUTO TRANSPORTATION CERTIFICATE SUPPORT STATEMENT**

Auto Transportation certificate applications must include more than one signed and sworn support statements from independent members of the public who need service or a statement by a representative of a city, county or regional transportation planning organization.

Applicant Name: Wenatchee Valley Shuttle

**Customer Sworn Statement Relating to the need for service:**

Customer Name: Heather Beam

Address: 167 S. Kent Place E. Wenatchee, WA. 98802

Phone Number: 509-674-8408 Fax Number: 509-662-2963 Email: heather@herring-realestate.com

Describe the need for the requested service:

I travel to Spokane 2-3 times a month so with our seasons of bad roads having a shuttle for me is a wonderful option. In addition to frequently using the service to Spokane I will also use it to and from Moses Lake.

If there is an existing company providing this service in the territory, please indicate the existing company's name (if applicable) Northwest Trailways

Explain why the current company is not providing adequate service: I have never used their service due to their departure and arrival times, from Wenatchee do not give me the option of a same day round trip to Spokane, I look forward to being able to depart Wenatchee early in the morning to have a full day in Spokane for shopping and appointments.

**I certify or declare under penalty of perjury under the laws of the state of Washington that the information contained in this statement is true and correct.**

Heather Beam [Signature] 2-16-16 Douglas WA  
Print Name Signature Date, County, State

**ATTACHMENT A**

**AUTO TRANSPORTATION CERTIFICATE SUPPORT STATEMENT**

Auto Transportation certificate applications must include more than one signed and sworn support statements from independent members of the public who need service or a statement by a representative of a city, county or regional transportation planning organization.

Applicant Name: Wenatchee Valley Shuttle

**Customer Sworn Statement Relating to the need for service:**

Customer Name: Roland Bois

Address: 2480 SE 4th St E. Wenatchee, WA 98802

Phone Number: (509) 665-7239 Fax Number: n/a Email: n/a

Describe the need for the requested service:

- Need ground transportation to Spokane for departing flights.
- Provide another option for flights during winter months when passes to Seattle get closed.

If there is an existing company providing this service in the territory, please indicate the existing company's name (if applicable) n/a

Explain why the current company is not providing adequate service: LWS Does not provide service to Spokane & when the passes to Seattle close or are delayed you miss your flight & are stuck!

**I certify or declare under penalty of perjury under the laws of the state of Washington that the information contained in this statement is true and correct.**

Roland Bois  
Print Name

Roland Bois  
Signature

2/25/16 Wenatchee, WA  
Date, County, State

**ATTACHMENT A**

**AUTO TRANSPORTATION CERTIFICATE SUPPORT STATEMENT**

Auto Transportation certificate applications must include more than one signed and sworn support statements from independent members of the public who need service or a statement by a representative of a city, county or regional transportation planning organization.

Applicant Name: Wenatchee Valley Shuttle

**Customer Sworn Statement Relating to the need for service:**

Customer Name: Heather Beam

Address: 167 S. Kent Place E. Wenatchee, WA

Phone Number: 509-679-8408 Fax Number: 509-662-2113 Email: heather@overing-realestate.com

Describe the need for the requested service:

I am excited to hear about this reasonable service because I am going to be travelling more & its always pleasant to have options.

If there is an existing company providing this service in the territory, please indicate the existing company's name (if applicable) No ground service airport to airport.

Explain why the current company is not providing adequate service: VIA. Besides flying Langhorn to Seatac there is no other existing option.

I certify or declare under penalty of perjury under the laws of the state of Washington that the information contained in this statement is true and correct.

Heather Beam [Signature] 2-16-16, Douglas, WA  
Print Name Signature Date, County, State

**WENATCHEE VALLEY SHUTTLE  
BALANCE SHEET**

3/8/2016

**ASSETS**

**CURRENT ASSETS**

Cash:	\$36,600.00
Accounts Receivable:	\$9,255.00
Inventory:	\$0.00
Prepaid Expenses:	\$0.00
Notes Receivable:	\$0.00
Other Current Assets:	\$7,008.00
<b>TOTAL CURRENT ASSETS:</b>	<b>\$52,863.00</b>

**FIXED ASSETS**

Long-Term Investments:	\$0.00
Land:	\$0.00
Building:	\$0.00
<i>Accumulated Building Depreciation:</i>	(\$0.00)
Machinery and Equipment:	\$69,325.00
<i>Accumulated Machinery and Equipment     Depreciation:</i>	(\$0.00)
Furniture and Fixtures:	\$28,720.00
<i>Accumulated Furniture and Fixtures     Depreciation:</i>	(\$0.00)
Other Fixed Assets:	\$0.00
<b>NET FIXED ASSETS:</b>	<b>\$98,045.00</b>

**OTHER ASSETS**

Goodwill:	\$0.00
-----------	--------

**TOTAL ASSETS:** **\$150,908.00**

---

---

## LIABILITIES & EQUITY

### CURRENT LIABILITIES

Accounts Payable (A/P):	\$2,399.00
Accrued Wages:	\$5,925.26
Accrued Payroll Taxes:	\$0.00
Accrued Employee Benefits:	\$0.00
Interest Payable:	\$1,187.00
Short-Term Notes:	\$0.00
Current Portion of Long-Term Debt:	\$9,511.26
<b>TOTAL CURRENT LIABILITIES:</b>	<b>\$9,511.26</b>

### LONG-TERM LIABILITY

Mortgage:	\$0.00
Other Long-Term Liabilities:	\$4,469.44
<b>TOTAL LONG-TERM LIABILITIES:</b>	<b>\$4,469.44</b>

### OWNER'S EQUITY

Paid-In Capital:	\$0.00
Net Income:	\$136,927.30
<b>TOTAL EQUITY:</b>	<b>\$136,927.30</b>

**TOTAL LIABILITIES & EQUITY:** **\$150,908.00**

Please make sure that Total Assets equal Total Liabilities and Equity in your balance sheet. If the difference the two sides of the balance sheet is greater than 0, please review the values entered.

<b>TOTAL ASSETS:</b>		<b>\$150,908.00</b>
<b>TOTAL LIABILITIES &amp; EQUITY:</b>	<hr/>	<b>- \$150,908.00</b>
		<i>\$0.00</i>

**Wenatchee Valley Shuttle  
Statement of Income  
For the Year Ended 01/31/2016**

<b>Revenues</b>	0
Products	
Less Returns and Allowances	556,539.42
Services	49,584.04
Other	<u>606,123.46</u>
<b>Total Revenue</b>	<u>606,123.46</u>
<b>Costs</b>	0
Products	57,938.38
Services	2,082.02
Other	<u>60,020.40</u>
<b>Total Cost</b>	<u>60,020.40</u>
	<u>546,103.06</u>
<b>GROSS PROFIT</b>	<u>546,103.06</u>
<b>Operating Expenses</b>	29,206.12
General and Administrative	9,603.28
Insurance	19,156.56
Non Recurring	0
Payroll Taxes	56,661.76
Rent	0
Research and Development	154,056.84
Salaries and Wages	1,938.66
Sales and Marketing	19,126.28
Utilities	104,426.26
Other	<u>394,175.76</u>
<b>Total Operating Expenses</b>	<u>394,175.76</u>
	<u>151,927.30</u>
<b>OPERATING INCOME</b>	<u>151,927.30</u>
<b>Non-Operating or Other</b>	
Interest Revenue	
Interest Expense	
Gain on Sale of Assets	
Loss on Sale of Assets	
Gain from Legal Action	
Loss from Legal Action	
Depreciation and Amortization	
Other Gain	
Other Loss	<u>0</u>
<b>Total Non-Operating or Other</b>	<u>0</u>
	<u>151,927.30</u>
<b>PRE-TAX INCOME</b>	<u>151,927.30</u>



**Taxes**  
Income Tax Expense

15,000

---

**NET INCOME**

**\$136,927.30**

---

3:24 PM  
 02/09/16  
 Accrual Basis

**Wenatchee Valley Shuttle**  
**Profit & Loss**  
 August 2015 through January 2016

	Aug '15 - Jan 16
Ordinary Income/Expense	
Income	
Gross Trucking Income	
Charter's	1,503.91
Seatac Shuttle	278,269.71
Gross Trucking Income - Other	23,288.11
Total Gross Trucking Income	303,061.73
Total Income	303,061.73
Cost of Goods Sold	
Fuel for Hired Vehicles	28,969.19
Monique Paige product	1,041.01
Total COGS	30,010.20
Gross Profit	273,051.53
Expense	
Advertising and Promotion	969.33
Automobile Expense	486.90
Bank Service Charges	193.13
Business Licenses and Permits	78.80
Charitable Contributions	2,000.00
Dues/Membership/Subscriptions	481.85
Equipment Rental	119.24
Hotel Reimbursement	761.67
Insurance Expense	4,801.64
Licenses	
Vehicle License	119.50
Licenses - Other	3.50
Total Licenses	123.00
Meals and Entertainment	1,536.89
Miscellaneous Expense	505.00
Office	
Office Remodelling	1,252.56
Office Supplies	8,257.69
Office - Other	58.89
Total Office	9,569.14
Payroll Expenses	77,028.42
Professional Fees	9,127.39
Rent Expense	
Port of Seattle	1,020.80
Rent Expense - Other	27,310.08
Total Rent Expense	28,330.88
Repairs and Maintenance	
0 GMC Denali	
Fuel	28.01
Tires	108.20
Total 0 GMC Denali	136.21
1 Van	
Fuel	1,471.00
Oil Change	542.62
1 Van - Other	1,385.99
Total 1 Van	3,399.61
2 Van	
Fuel	116.65
Oil change	184.28
Tires	314.52
2 Van - Other	259.95
Total 2 Van	875.40

3:24 PM  
 02/09/16  
 Accrual Basis

**Wenatchee Valley Shuttle**  
**Profit & Loss**  
 August 2015 through January 2016

	Aug '15 - Jan 16
<b>3 Bus</b>	
Tires	113.61
3 Bus - Other	2,847.73
<b>Total 3 Bus</b>	2,961.34
<b>4 Van</b>	
Fuel	4,363.14
Oil change	160.39
4 Van - Other	5,286.39
<b>Total 4 Van</b>	9,809.92
<b>5 Van</b>	
Fuel	1,931.68
Oil change	95.27
Tires	885.16
5 Van - Other	1,087.84
<b>Total 5 Van</b>	3,999.95
<b>6 Van</b>	
Fuel	1,068.60
Oil change	241.17
Tires	982.20
6 Van - Other	3,459.90
<b>Total 6 Van</b>	5,751.87
Carwash	228.00
OIL CHANGE	47.91
Repairs and Maintenance - Other	9,578.28
<b>Total Repairs and Maintenance</b>	36,788.49
Small Tools and Equipment	321.60
Supplies	12.89
Taxes	
Excise Tax	6,820.53
Property tax	3,710.52
<b>Total Taxes</b>	10,531.05
Travel Expense	2,276.99
Uniforms	1,480.44
Utilities	
Computer and internet Expenses	1,425.24
Garbage	466.65
Power	1,301.09
Telephone Expense	4,951.49
Water, Sewer	644.05
Utilities - Other	774.62
<b>Total Utilities</b>	9,563.14
<b>Total Expense</b>	197,087.88
Net Ordinary Income	75,963.65
Other Income/Expense	
Other Expense	
Ask My Accountant	7,500.00
<b>Total Other Expense</b>	7,500.00
Net Other Income	-7,500.00
<b>Net Income</b>	68,463.65

# YOUR TRIP TO:

SEA - Seattle-Tacoma International Airport

**3 HR 13 MIN | 167.7 MI**

Trip time based on traffic conditions as of 1:04 PM on February 24, 2016. Current Traffic: Light

- A Amtrak - WEN Wenatchee, WA
- B Pangborn Memorial Airport East Wenatchee, WA
- C Big Y Park and Ride Peshastin, WA
- D Warrior Fuel Cle Elum, WA
- E McDonalds North Bend, WA
- F Eastgate Park and Ride Bellevue, WA
- G Sea-Tac Airport Sea-Tac, WA



Amtrak-WEN



1. Start out going **northwest** on S Columbia St toward Kittitas St.

0.00 total miles

Then 0.00 miles



2. Take the 1st **left** onto Kittitas St.

*If you reach Yakima St you've gone a little too far.*

0.07 total miles

Then 0.07 miles



3. Take the 1st **left** onto S Wenatchee Ave/US-2 Bus E.

*If you reach S Mission St you've gone a little too far.*

0.97 total miles

Then 0.90 miles



4. Merge onto WA-285/Stevens St.

1.85 total miles

Then 0.88 miles



5. Turn **left** onto Grant Rd.

*If you are on Quincy Hwy S and reach Riverview Dr you've gone about 0.4 miles too far.*

5.50 total miles

Then 3.66 miles





6. Turn **right** onto Pangborn Rd.

*Pangborn Rd is 0.3 miles past S Union Ave.*

5.74 total miles


Then 0.23 miles


 7. 1 PANGBORN RD is on the **right**.  
*If you reach Airport Way you've gone a little too far.*


 EAT - Pangborn Memorial Airport

This leg: 5.74 miles


Start of next leg of route


 8. Start out going **northeast** on Pangborn Rd toward Airport Way. 5.82 total miles  
Then 0.08 miles


 9. Enter next roundabout and take the 3rd exit onto Grant Rd. 9.69 total miles  
Then 3.87 miles


 10. Turn **right** onto Stevens St/WA-285. 9.84 total miles  
*If you reach WA-28 you've gone about 0.3 miles too far.*  
Then 0.15 miles


 11. Stay **straight** to go onto WA-28. 14.06 total miles  
Then 4.22 miles


 12. Turn **left** onto US-97 S/US-2 W. 15.86 total miles  
*US-97 S is 0.2 miles past 35th St NW.*  
*If you reach 38th St NW you've gone about 0.2 miles too far.*  
Then 1.80 miles

 13. Merge onto US-97 S/US-2 W toward Ellensburg/Seattle. 30.07 total miles  
Then 14.21 miles

 14. Take the **US-2 E/US-97 N** ramp toward Wenatchee/Chelan. 30.32 total miles  
Then 0.25 miles


 15. Turn **right** onto Jeske Rd. 30.52 total miles  
*If you reach US-2 W you've gone about 0.3 miles too far.*  
Then 0.20 miles

 16. 9490 JESKE RD is on the left.  
*If you reach Saunders Rd you've gone about 0.3 miles too far.*


 Park & Ride

This leg: **24.78 miles**

Start of next leg of route


 17. Start out going northwest on Jeske Rd toward US-97 S/US Highway 97. 30.73 total miles  
Then 0.21 miles


 18. Jeske Rd becomes US-97 S. 65.99 total miles  
Then 35.27 miles

 19. Stay **straight** to go onto WA-970/Highway 970. 75.79 total miles  
Then 9.79 miles

 20. Stay **straight** to go onto WA-970. 77.82 total miles  
Then 2.03 miles


 21. Stay **straight** to go onto W 1st St. 78.66 total miles  
Then 0.84 miles

 22. 901 W 1ST ST is on the left.  
*Your destination is just past Ranger Station Rd.*  
*If you reach I-90 W you've gone about 0.3 miles too far.*


 WARRIOR QUICK STOP













This leg: **48.14 miles**













Start of next leg of route

 23. Start out going west on W 1st St toward I-90 W. 79.00 total miles  
Then 0.34 miles






 24. Stay **straight** to go onto I-90 W. 131.33 total miles  
Then 52.33 miles

 25. Take the **WA-202 W** exit, EXIT 31, toward North Bend/Snoqualmie. 131.62 total miles  
Then 0.30 miles

-  26. Turn **right** onto Bendigo Blvd S/WA-202.  
*If you reach I-90 W you've gone about 0.3 miles too far.*
- Then 0.06 miles 131.68 total miles
-  27. Take the 1st **right** onto SW Mt Si Blvd.  
*If you reach S Fork Ave SW you've gone about 0.1 miles too far.*
- Then 0.05 miles 131.73 total miles
-  28. 735 SW MT SI BLVD is on the **right**.  
*If you reach 412th Ave SE you've gone about 0.2 miles too far.*
-  McDonald's  
 This leg: **53.08 miles**
- Start of next leg of route
-  29. Start out going **northwest** on SW Mt Si Blvd toward Bendigo Blvd S/WA-202.  
 Then 0.06 miles 131.79 total miles
-  30. Turn **left** onto Bendigo Blvd S/WA-202.  
 Then 0.06 miles 131.85 total miles
-  31. Merge onto I-90 W toward **Seattle**.  
*If you reach the end of WA-202 you've gone a little too far.*
- Then 18.26 miles 150.12 total miles
-  32. Take the **148th Ave S E/150th Ave S E** exit, EXIT 11.  
 Then 0.23 miles 150.34 total miles
-  33. Keep **left** to take the **148th ave SE/150th Ave SE** ramp.  
 Then 0.01 miles 150.35 total miles
-  34. Keep **straight** to take the **148th ave SE/150th Ave SE** ramp.  
 Then 0.08 miles 150.44 total miles
-  35. Keep **straight** to take the **148th ave SE/150th Ave SE** ramp.  
 Then 0.12 miles 150.55 total miles
-  36. Keep **straight** to take the **148th ave SE/150th Ave SE** ramp.  
 Then 0.14 miles 150.69 total miles

-  37. Keep **right** to take the **156th Ave SE/Eastgate Way ramp**. 150.85 total miles  
Then 0.15 miles
-  38. Keep **left** at the fork in the ramp. 150.87 total miles  
Then 0.03 miles
-  39. Turn **left** onto SE Eastgate Way. 151.60 total miles  
Then 0.73 miles
-  40. 14200 SE EASTGATE WAY is on the **right**.  
*Your destination is 0.2 miles past 146th PI SE.*  
  
*If you reach 140th Ave SE you've gone a little too far.*
-  Eastgate Park & Ride  
This leg: **19.86 miles**
- Start of next leg of route
-  41. Start out going **west** on SE Eastgate Way toward 140th Ave SE. 152.40 total miles  
Then 0.80 miles
-  42. Turn **left** onto Richards Rd. 152.44 total miles  
Then 0.04 miles
-  43. Richards Rd becomes Factoria Blvd SE. 153.55 total miles  
Then 1.11 miles
-  44. Turn **right** onto Coal Creek Pkwy SE. 154.07 total miles  
Then 0.52 miles
-  45. Merge onto I-405 S via the ramp on the **left** toward Renton. 164.33 total miles  
*If you reach 120th Ave SE you've gone a little too far.*  
  
Then 10.26 miles
-  46. Stay **straight** to go onto WA-518 W. 165.29 total miles  
Then 0.96 miles
-  47. Take the exit toward **Sea-Tac Airport**. 166.13 total miles  
Then 0.84 miles



-  48. Merge onto Airport Expy.  
Then 0.83 miles 166.96 total miles
-  49. Stay **straight** to go onto Departures Dr.  
Then 0.71 miles 167.67 total miles
-  50. Turn **slight left** toward **Parking**.  
Then 0.00 miles 167.68 total miles
-  51. 17801 INTERNATIONAL BLVD.  
 SEA - Seattle-Tacoma International Airport  
This leg: **16.08 miles**

Use of directions and maps is subject to our [Terms of Use](#). We don't guarantee accuracy, route conditions or usability. You assume all risk of use.

Notes



Trip to:

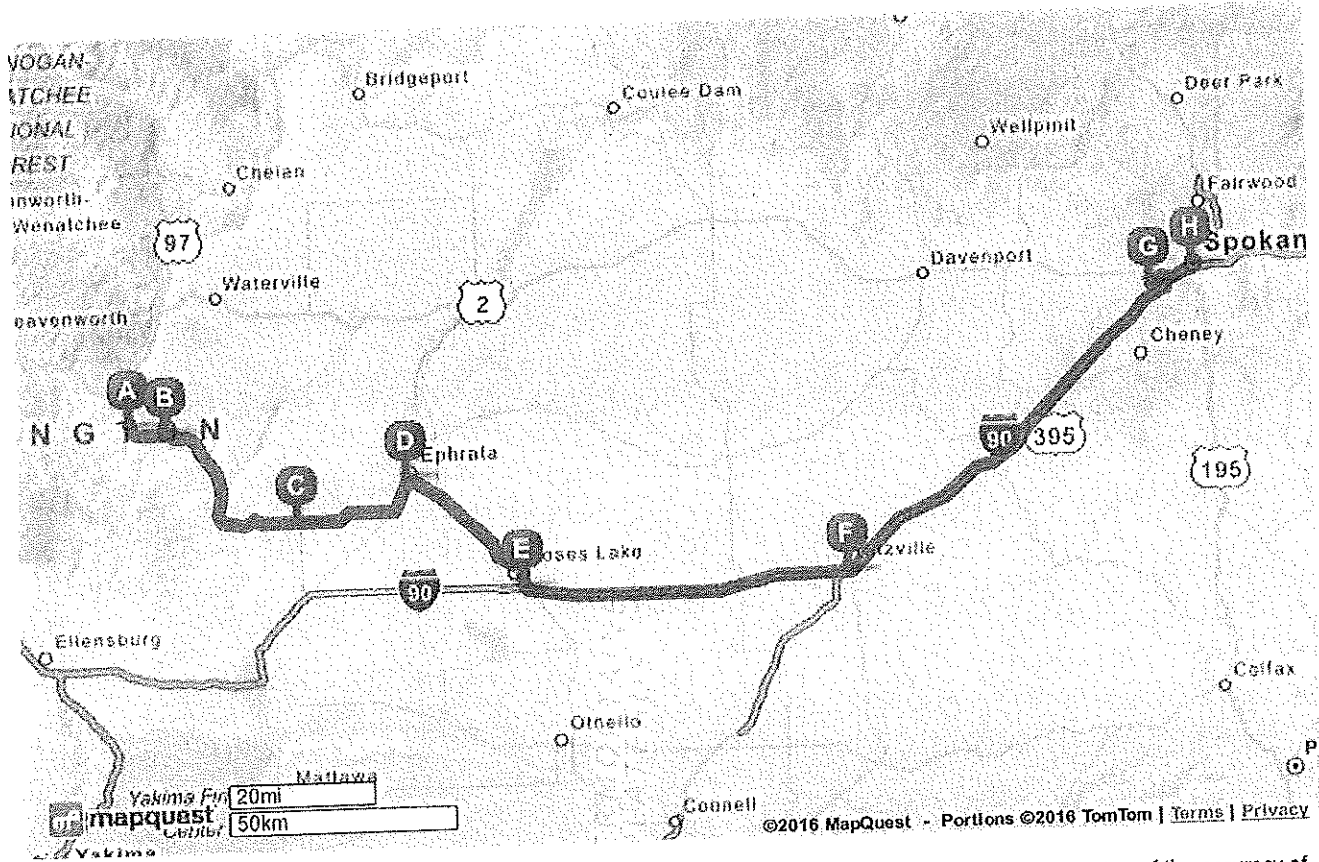
**River Park Square**

**808 W Main Ave**

Spokane, WA 99201

(509) 363-0304

178.59 miles / 3 hours 18 minutes



©2016 MapQuest, Inc. Use of directions and maps is subject to the MapQuest Terms of Use. We make no guarantee of the accuracy of their content, road conditions or route usability. You assume all risk of use. [View Terms of Use](#)

Notes



Trip to:

**River Park Square**  
**808 W Main Ave**

Spokane, WA 99201

(509) 363-0304

178.59 miles / 3 hours 18 minutes



**Amtrak-WEN**  
301 S Columbia St, Wenatchee, WA 98801  
(800) 872-7245

Download  
Free App



1. Start out going **northwest** on **S Columbia St** toward **Kittitas St**. [Map](#)

**0.01 Mi**  
0.01 Mi Total



2. Take the **1st left** onto **Kittitas St**. [Map](#)

**0.07 Mi**  
0.07 Mi Total



3. Take the **1st left** onto **S Wenatchee Ave / US-2 Bus E**. [Map](#)

**0.9 Mi**  
1.0 Mi Total



4. Merge onto **WA-285 / Stevens St**. [Map](#)

**0.9 Mi**  
1.8 Mi Total



5. Turn **left** onto **Grant Rd**. [Map](#)

**3.7 Mi**  
5.5 Mi Total



6. Turn **right** onto **Pangborn Rd**. [Map](#)

**0.2 Mi**  
5.7 Mi Total



7. **1 PANGBORN RD** is on the **right**. [Map](#)

**A to B Travel Estimate: 5.74 mi - about 11 minutes**



**Pangborn Memorial Airport (EAT)**  
1 Pangborn Rd, East Wenatchee, WA 98802  
(509) 884-2494



1. Start out going **northeast** on **Pangborn Rd** toward **Airport Way**. [Map](#)

**0.08 Mi**  
5.8 Mi Total



2. Enter next roundabout and take the **1st exit** onto **Grant Rd**. [Map](#)

**0.7 Mi**  
6.5 Mi Total



3. Stay **straight** to go onto **Vanwell St**. [Map](#)

**0.5 Mi**  
7.0 Mi Total



4. Stay **straight** to go onto **4th St SE**. [Map](#)

**1.7 Mi**  
8.8 Mi Total

5. **4th St SE** becomes **Batterman Rd**. [Map](#)

**3.1 Mi**



6. Turn left onto WA-28 / State Highway 28. Continue to follow WA-28. [Map](#)

20.6 Mi

32.4 Mi Total



7. 24 F ST SW is on the right. [Map](#)

B to C Travel Estimate: 26.63 mi - about 30 minutes



**McDonald's**  
24 F St SW, Quincy, WA 98848  
(509) 787-4033

12.4 Mi

44.7 Mi Total



1. Start out going east on F St SW / WA-28 toward Central Ave S / WA-281. Continue to follow WA-28. [Map](#)



2. Turn left onto Highway 28 W / WA-28 / WA-283. Continue to follow WA-28 / WA-283. [Map](#)

4.5 Mi

49.2 Mi Total



3. 1277 BASIN ST SW is on the left. [Map](#)

C to D Travel Estimate: 16.88 mi - about 18 minutes



**Dusty's In-N-Out**  
1277 Basin St Sw, Ephrata, WA 98823  
(509) 754-4322  
Dusty's

0.04 Mi

49.3 Mi Total



1. Start out going northeast on Basin St SW / WA-28 / WA-283 toward State Highway 282 / WA-282. [Map](#)



2. Take the 1st right onto State Highway 282 / WA-282. Continue to follow WA-282. [Map](#)

4.9 Mi

54.2 Mi Total



3. Stay straight to go onto WA-17. [Map](#)

15.9 Mi

70.0 Mi Total



4. Turn left onto State Highway 17 N / WA-17. [Map](#)

0.4 Mi

70.4 Mi Total



5. Take the 1st right onto Yonezawa Blvd. [Map](#)

0.2 Mi

70.6 Mi Total



6. Turn left onto S Maiers Rd. [Map](#)

0.1 Mi

70.7 Mi Total



7. 2481 S MAIERS RD. [Map](#)

D to E Travel Estimate: 21.50 mi - about 24 minutes



**TEXACO**  
2481 S MAIERS RD, MOSES LAKE, WA 98837  
(509) 765-0888

0.2 Mi

70.9 Mi Total



1. Start out going southeast on S Maiers Rd toward Kittleson Rd NE. [Map](#)

3/16/2016

Driving Directions from Amtrak-WEN in Wenatchee, Washington 98801 to River Park Square in Spokane, Washington 99201 | MapQuest



2. Turn left onto Kittleson Rd NE. [Map](#)

0.08 Mi

71.0 Mi Total



3. Turn right onto State Highway 17 N / WA-17. [Map](#)

0.3 Mi

71.3 Mi Total



4. Merge onto I-90 E toward Spokane. [Map](#)

41.8 Mi

113.1 Mi Total



5. Take the WA-261 S exit, EXIT 221, toward Ritzville / Washtucna. [Map](#)

0.3 Mi

113.4 Mi Total



6. Turn right onto N Highway 261 / WA-261. [Map](#)

0.07 Mi

113.5 Mi Total



7. 1373 WA HIGHWAY 261. [Map](#)

E to F Travel Estimate: 42.76 mi - about 42 minutes



**Love's Travel Stop**  
1373 Wa Highway 261, Ritzville, WA 99169  
(509) 659-4423



1. Start out going north on N Highway 261 / WA-261 toward E Weber Rd. [Map](#)

0.07 Mi

113.6 Mi Total



2. Take the 1st right onto E Weber Rd. [Map](#)

0.1 Mi

113.7 Mi Total



3. Merge onto I-90 E / US-395 N. [Map](#)

54.0 Mi

167.7 Mi Total



4. Take the Grove Road exit, EXIT 276, toward Gelger Blvd. [Map](#)

0.4 Mi

168.1 Mi Total



5. Turn left onto S Grove Rd. [Map](#)

0.4 Mi

168.5 Mi Total



6. S Grove Rd becomes W Flightline Blvd. [Map](#)

0.4 Mi

168.9 Mi Total



7. Turn right onto S Spotted Rd. [Map](#)

0.9 Mi

169.8 Mi Total



8. Turn left onto W Airport Dr. [Map](#)

1.6 Mi

171.4 Mi Total



9. Turn slight right to stay on W Airport Dr. [Map](#)

0.3 Mi

171.7 Mi Total



10. 9000 W AIRPORT DR. [Map](#)

F to G Travel Estimate: 58.20 mi - about 59 minutes









**Spokane International Airport (GEG)**

3/16/2016

Driving Directions from Amtrak-WEN in Wenatchee, Washington 98801 to River Park Square in Spokane, Washington 99201 | MapQuest

9000 W Airport Dr, Spokane, WA 99224  
(509) 455-6455

-  1. Start out going north on W Airport Dr toward S Flint Rd. [Map](#)  
1.8 Mi  
173.5 Mi Total
-   2. Merge onto US-2 E toward Spokane / I-90. [Map](#)  
1.4 Mi  
174.8 Mi Total
-   3. Merge onto I-90 E / US-2 E / US-395 N toward Spokane. [Map](#)  
2.5 MI  
177.3 Mi Total
-  4. Take the Maple St S exit, EXIT 280, toward Walnut St / Lincoln St. [Map](#)  
0.3 MI  
177.6 Mi Total
-  5. Stay straight to go onto W 5th Ave. [Map](#)  
0.07 MI  
177.6 Mi Total
-  6. Turn slight left onto W Freeway Ave S. [Map](#)  
0.2 MI  
177.9 Mi Total
-  7. W Freeway Ave S becomes W 4th Ave. [Map](#)  
0.2 MI  
178.1 Mi Total
-  8. Turn left onto S Lincoln St. [Map](#)  
0.5 MI  
178.5 Mi Total
-  9. Turn right onto W Main Ave. [Map](#)  
0.07 MI  
178.6 Mi Total
-  10. 808 W MAIN AVE is on the left. [Map](#)

G to H Travel Estimate: 6.89 mi - about 10 minutes



**River Park Square**  
808 W Main Ave, Spokane, WA 99201  
(509) 363-0304

March 16, 2016

Mr. Steven King  
Executive Secretary  
Washington Utilities and Transportation Commission  
1300 S. Evergreen Park Dr. SW  
P.O. Box 47259  
Olympia, WA  
98504-7250

RE: Tariff revision, and application to extend additional drop off and pick up locations for passengers originating in Wenatchee. BML Investments, LLC d/b/a Wenatchee Valley Shuttle Certificate Number C-64605.

Dear Mr. King:

The company has all of the necessary parts to complete this application and extension, and submit it for review. Should you have any questions, please contact me at (509) 264-4981.

Sincerely,

Jason Wyles/Manager  
Wenatchee Valley Shuttle  
P.O. Box 1725  
Wenatchee, WA  
98807

Wenatchee Valley Shuttle proposes these locations to pick up/drop off at only:

Added stop to existing route Wenatchee to Sea-Tac Airport

A	Wenatchee Amtrak Station	Wenatchee, WA.
	Pangborn Memorial Airport	East Wenatchee, WA
	Big Y Park and Ride	Peshastin, WA
	McDonald's	North Bend, WA
	Eastgate Park and Ride	Bellevue, WA
	Sea-Tac Airport	Sea-Tac, WA

Proposed route Wenatchee to River Park Square Spokane

	Wenatchee Amtrak Station	Wenatchee, WA.
A	McDonalds	Quincy, WA.
A	Dusty's	Ephrata, WA
A	Texaco	Moses Lake, WA
A	Love's Travel Stop	Ritzville, WA
A	Spokane International Airport	Spokane, WA
A	River Park Square	Spokane, WA



Ridership and Revenue Forecast:

Wenatchee to Sea-Tac Airport, intermediate pick ups (A) Pangborn Memorial Airport, Peshastin and drops offs North Bend, Bellevue:

For the first two months of an added stop at Pangborn Memorial Airport East Wenatchee we estimate 28 additional passengers per month to use the shuttle. For the third and fourth months of service we estimate 42 additional passengers per month to use the shuttle.

For the fifth through twelfth months of service we estimate 56 additional passengers per month to use the shuttle.

If 588 passengers ride per year X \$50 per person average fare, total revenue would be \$23,520 per year.

Summary:

For the first 12 months we estimate 588 riders.

For the first 12 months we estimate \$23,520 in revenue.

Proposed Wenatchee to (A) Spokane International Airport and (A) River Park Square Spokane, intermediate pick ups (A) Pangborn Memorial Airport East Wenatchee, (A) Quincy, (A) Ephrata, (A) Moses Lake, (A) Ritzville and drop offs (A) Quincy, (A) Ephrata, (A) Moses Lake, (A) Ritzville:

For the first two months of service we estimate 56 passengers per month to use the shuttle. For the third and fourth months of service we estimate 84 passengers per month to use the shuttle.

For the fifth through twelfth months of service we estimate 112 passengers per month to use the shuttle.

If 1176 passengers ride per year X \$40 per person average fare, total revenue would be \$47,040 per year.

Summary:

For the first 12 months we estimate 1176 riders.

For the first 12 months we estimate \$47,040 in revenue.

Description of proposed service:

Explanation of our proposed closed territory, limited transportation for passengers only originating at Wenatchee, (N) Pangborn Memorial Airport East Wenatchee, Peshastin, North Bend, Bellevue, Sea-Tac Airport:

Transportation is limited to picking up and dropping off passengers that only originate in Wenatchee, (N) Pangborn Memorial Airport East Wenatchee, Peshastin, North Bend, Bellevue, Sea-Tac Airport as follows:

Pick up at Wenatchee, (N) Pangborn Memorial Airport East Wenatchee, Peshastin to North Bend, Bellevue, Sea-Tac Airport, returning, Sea-Tac Airport, Bellevue, North Bend to Peshastin, (N) Pangborn Memorial Airport East Wenatchee, Wenatchee .

Pick up at Sea-Tac Airport, Bellevue, North Bend to Peshastin, (N) Pangborn Memorial Airport, Wenatchee, returning, Wenatchee, (N) Pangborn Memorial Airport East Wenatchee, Peshastin to North Bend, Bellevue, Sea-Tac Airport.

In other words:

Pick up at Wenatchee, (N) Pangborn Memorial Airport, Peshastin. Drop off North Bend, Bellevue, Sea-Tac Airport (By reservation only).

Pick up at Sea-Tac Airport, Bellevue, North Bend. Drop off Peshastin, (N) Pangborn Memorial Airport, Wenatchee (By reservation only).

This is a closed route, and no passengers will be picked up or dropped off at other locations other than those specified.

During our first four years of operation Wenatchee Valley Shuttle has operated shuttles from Wenatchee to Sea-Tac Airport. Wenatchee Valley Shuttle has many current passengers who would like to be picked up/dropped off at Pangborn Memorial Airport East Wenatchee to provide additional options including the ability to fly one direction and take the shuttle the other direction while having their car at the airport parking lot when they return as well as transportation when flights are delayed or canceled due to weather or mechanical reasons.

Explanation of our proposed closed territory, limited transportation for passengers only originating at Wenatchee, (N) Pangborn Memorial Airport, (N) Quincy, (N) Ephrata, (N) Moses Lake, (N) Ritzville, (N) Spokane International Airport, (N) River Park Square Spokane, WA:

Transportation is limited to picking up and dropping off passengers that only originate in Wenatchee, (N) Pangborn Memorial Airport East Wenatchee, (N) Quincy, (N) Ephrata, (N) Moses Lake, (N) Ritzville, (N) Spokane International Airport, (N) River Park Square Spokane as follows:

Pick up at Wenatchee, (N) Pangborn Memorial Airport East Wenatchee to (N) Quincy, returning, (N) Quincy to (N) Pangborn Memorial Airport East Wenatchee, Wenatchee.

Pick up at Wenatchee, (N) Pangborn Memorial Airport East Wenatchee, to (N) Ephrata, returning, (N) Ephrata to (N) Pangborn Memorial Airport East Wenatchee, Wenatchee.

Pick up at Wenatchee, (N) Pangborn Memorial Airport East Wenatchee to (N) Moses Lake, returning, (N) Moses Lake to (N) Pangborn Memorial Airport East Wenatchee, Wenatchee.

Pick up at Wenatchee, (N) Pangborn Memorial Airport East Wenatchee to (N) Ritzville, returning, (N) Ritzville to (N) Pangborn Memorial Airport East Wenatchee, Wenatchee.

Pick up at Wenatchee, (N) Pangborn Memorial Airport East Wenatchee to (N) Spokane International Airport, returning, (N) Spokane International Airport to (N) Pangborn Memorial Airport East Wenatchee, Wenatchee.

Pick up at Wenatchee, (N) Pangborn Memorial Airport East Wenatchee to (N) River Park Square Spokane, returning, (N) River Park Square to (N) Pangborn Memorial Airport East Wenatchee, Wenatchee.

Pick up at (N) Quincy to (N) Ritzville, returning, (N) Ritzville to (N) Quincy.

Pick up at (N) Quincy to (N) Spokane International Airport, returning, (N) Spokane International Airport to (N) Quincy.

Pick up at (N) Quincy to (N) River Park Square Spokane, returning, (N) River Park Square Spokane to (N) Quincy.

Pick up at (N) Ephrata to (N) Ritzville, returning, (N) Ritzville to (N) Ephrata.

Pick up at (N) Ephrata to (N) Spokane International Airport, returning, (N) Spokane International Airport to (N) Ephrata.

Pick up at (N) Ephrata to (N) River Park Square Spokane, returning, (N) River Park Square Spokane to (N) Ephrata.

Pick up at (N) Moses Lake to (N) Ritzville, returning, (N) Ritzville to (N) Moses Lake.

Pick up at (N) Moses Lake to (N) Spokane International Airport, returning, (N) Spokane International Airport to (N) Moses Lake.

Pick up at (N) Moses Lake to (N) River Park Square Spokane, returning, (N) River Park Square Spokane to (N) Moses Lake.

Pick up at (N) Ritzville to (N) Spokane International Airport, returning, (N) Spokane International Airport to (N) Ritzville.

Pick up at (N) Ritzville to (N) River Park Square Spokane, returning, (N) River Park Square Spokane to (N) Ritzville.

Pick up (N) River Park Square Spokane to (N) Ritzville, returning, (N) Ritzville to (N) River Park Square Spokane.

Pick up (N) River Park Square Spokane to (N) Moses Lake, returning, (N) Moses Lake to (N) River Park Square Spokane.

Pick up (N) River Park Square Spokane to (N) Ephrata), returning, (N) Ephrata to (N) River Park Square Spokane.

Pick up (N) River Park Square Spokane to (N) Quincy, returning, (N) Quincy to (N) River Park Square Spokane.

Pick up (N) River Park Square Spokane to (N) Pangborn Memorial Airport East Wenatchee, returning, (N) Pangborn Memorial Airport East Wenatchee to (N) River Park Square Spokane.

Pick up (N) River Park Square Spokane to Wenatchee, returning, Wenatchee to (N) River Park

Square Spokane.

Pick up (N) Spokane International Airport to (N) Ritzville, returning, (N) Ritzville to (N) Spokane International Airport.

Pick up (N) Spokane International Airport to (N) Moses Lake, returning, (N) Moses Lake to (N) Spokane International Airport.

Pick up (N) Spokane International Airport to (N) Ephrata, returning, (N) Ephrata to (N) Spokane International Airport.

Pick up (N) Spokane International Airport to (N) Quincy, returning, (N) Quincy to (N) Spokane International Airport.

Pick up (N) Spokane International Airport to (N) Pangborn Memorial Airport East Wenatchee, returning, (N) Pangborn Memorial Airport East Wenatchee to (N) Spokane International Airport.

Pick up (N) Spokane International Airport to Wenatchee, returning, Wenatchee to (N) Spokane International Airport.

(N) River Park Square Spokane to North Bend, returning, North Bend to River Park Square Spokane. (By reservation only)

(N) River Park Square Spokane to Bellevue, returning, Bellevue to River Park Square Spokane. (By reservation only)

(N) River Park Square Spokane to Sea-Tac Airport, returning, Sea-Tac Airport to River Park Square Spokane. (By reservation only)

(N) Spokane International Airport to North Bend, returning, North Bend to Spokane International Airport. (By reservation only)

(N) Spokane International Airport to Bellevue, returning, Bellevue to Spokane International Airport. (By reservation only)

(N) Spokane International Airport to Sea-Tac Airport, returning, Sea-Tac Airport to Spokane International Airport. (By reservation only)

(N) Ritzville to North Bend, returning, North Bend to Ritzville. (By reservation only)

(N) Ritzville to Bellevue, returning, Bellevue to Ritzville. (By reservation only)

(N) Ritzville to Sea-Tac Airport, returning, Sea-Tac Airport to Ritzville. (By reservation only)

(N) Moses Lake to North Bend, returning, North Bend to Moses Lake. (By reservation only)

(N) Moses Lake to Bellevue, returning, Bellevue to Moses Lake. (By reservation only)

(N) Moses Lake to Sea-Tac Airport, returning, Sea-Tac Airport to Moses Lake. (By reservation only)

(N) Ephrata to North Bend, returning, North Bend to Ephrata. (By reservation only)

(N) Ephrata to Bellevue, returning, Bellevue to Ephrata. (By reservation only)

(N) Ephrata to Sea-Tac Airport, returning, Sea-Tac Airport to Ephrata. (By reservation only)

(N) Quincy to North Bend, returning, North Bend to Quincy. (By reservation only)

(N) Quincy to Bellevue, returning, Bellevue to Quincy. (By reservation only)

(N) Quincy to Sea-Tac Airport, returning, Sea-Tac Airport to Quincy. (By reservation only)

(N) North Bend to River Park Square Spokane, returning, River Park Square Spokane to North Bend. (By reservation only)

- (N) Bellevue to River Park Square Spokane, returning, River Park Square Spokane to Bellevue. (By reservation only)
- (N) Sea-Tac Airport to River Park Square Spokane, returning, River Park Square Spokane to Sea-Tac Airport. (By reservation only)
- (N) North Bend to Spokane International Airport, returning, Spokane International Airport to North Bend. (By reservation only)
- (N) Bellevue to Spokane International Airport, returning, Spokane International Airport to Bellevue. (By reservation only)
- (N) Sea-Tac Airport to Spokane International Airport, returning, Spokane International Airport to Sea-Tac Airport. (By reservation only)
- (N) North Bend to Ritzville, returning, Ritzville to North Bend. (By reservation only)
- (N) Bellevue to Ritzville, returning, Ritzville to Bellevue. (By reservation only)
- (N) Sea-Tac Airport to Ritzville, returning, Ritzville to Sea-Tac Airport. (By reservation only)
- (N) North Bend to Moses Lake, returning, Moses Lake to North Bend. (By reservation only)
- (N) Bellevue to Moses Lake, returning, Moses Lake to Bellevue. (By reservation only)
- (N) Sea-Tac Airport to Moses Lake, returning, Moses Lake to Sea-Tac Airport. (By reservation only)
- (N) North Bend to Ephrata, returning, Ephrata to North Bend. (By reservation only)
- (N) Bellevue to Ephrata, returning, Ephrata to Bellevue. (By reservation only)
- (N) Sea-Tac Airport to Ephrata, returning, Ephrata to Sea-Tac Airport. (By reservation only)
- (N) North Bend to Quincy, returning, Quincy to North Bend. (By reservation only)
- (N) Bellevue to North Bend, returning, Quincy to Bellevue. (By reservation only)
- (N) Sea-Tac to Quincy, returning, Quincy to Sea-Tac Airport. (By reservation only)

In other words:

- Pick up Wenatchee, (N) Pangborn Memorial Airport East Wenatchee, (N) Quincy, (N) Ephrata, (N) Moses Lake. Drop off (N) Quincy, (N) Ephrata, (N) Moses Lake, (N) Ritzville, (N) Spokane International Airport, (N) River Park Square Spokane (By reservation only)
- Wenatchee to (N) Quincy, returning, (N) Quincy to Wenatchee (By reservation only)
- Wenatchee to (N) Ephrata, returning, (N) Ephrata to Wenatchee (By reservation only)
- Wenatchee to (N) Moses Lake, returning, (N) Moses Lake to Wenatchee (By reservation only)
- Wenatchee to (N) Ritzville, returning, (N) Ritzville to Wenatchee (By reservation only)
- Wenatchee to (N) Spokane International Airport, returning (N) Spokane International Airport to Wenatchee (By reservation only)
- Wenatchee to (N) River Park Square Spokane, returning, (N) River Park Square Spokane to Wenatchee (By reservation only)
- (N) Pangborn Memorial Airport East Wenatchee to (N) Quincy, returning, (N) Quincy to (N) Pangborn Memorial Airport East Wenatchee (By reservation only)
- (N) Pangborn Memorial Airport East Wenatchee to (N) Ephrata, returning, (N) Ephrata to (N) Pangborn Memorial Airport East Wenatchee (By reservation only)

(N) Pangborn Memorial Airport East Wenatchee to (N) Moses Lake, returning, (N) Moses Lake to (N) Pangborn Memorial Airport East Wenatchee (By reservation only)  
(N) Pangborn Memorial Airport East Wenatchee to (N) Ritzville, returning, (N) Ritzville to (N) Pangborn Memorial Airport East Wenatchee (By reservation only)  
(N) Pangborn Memorial Airport East Wenatchee to (N) Spokane International Airport, returning, (N) Spokane International Airport to (N) Pangborn Memorial Airport East Wenatchee (By reservation only)  
(N) Pangborn Memorial Airport East Wenatchee to (N) River Park Square Spokane, returning, (N) River Park Square Spokane to (N) Pangborn Memorial Airport East Wenatchee (By reservation only)  
(N) Quincy to (N) Ritzville, returning, (N) Ritzville to (N) Quincy (By reservation only)  
(N) Quincy to (N) Spokane International Airport, returning, (N) Spokane International Airport to (N) Quincy (By reservation only)  
(N) Quincy to (N) River Park Square Spokane, returning, (N) River Park Square Spokane to (N) Quincy (By reservation only)  
(N) Ephrata to (N) Ritzville, returning, (N) Ephrata to (N) Quincy (By reservation only)  
(N) Ephrata to (N) Spokane International Airport, returning, (N) Spokane International Airport to (N) Ephrata (By reservation only)  
(N) Ephrata to (N) River Park Square Spokane, returning, (N) River Park Square Spokane to (N) Ephrata (By reservation only)  
(N) Moses Lake to (N) Ritzville, returning, (N) Ritzville to (N) Moses Lake (By reservation only)  
(N) Moses Lake to (N) Spokane International Airport, returning, (N) Spokane International Airport to (N) Moses Lake (By reservation only)  
(N) Moses Lake to (N) River Park Square Spokane, returning, (N) River Park Square Spokane to (N) Moses Lake (By reservation only)  
(N) Pick up at River Park Square Spokane. Connect Wenatchee. Drop off at North Bend. (By reservation only)  
(N) Pick up at River Park Square Spokane. Connect Wenatchee. Drop off at Bellevue. (By reservation only)  
(N) Pick up at River Park Square Spokane. Connect Wenatchee. Drop off at Sea-Tac Airport. (By reservation only)  
(N) Pick up at Spokane International Airport. Connect Wenatchee. Drop off at North Bend. (By reservation only)  
(N) Pick up at Spokane International Airport. Connect Wenatchee. Drop off at Bellevue. (By reservation only)  
(N) Pick up at Spokane International Airport. Connect Wenatchee. Drop off at Sea-Tac Airport. (By reservation only)  
(N) Pick up at Ritzville. Connect Wenatchee. Drop off at North Bend. (By reservation only)  
(N) Pick up at Ritzville. Connect Wenatchee. Drop off at Bellevue. (By reservation only)  
(N) Pick up at Ritzville. Connect Wenatchee. Drop off at Sea-Tac Airport. (By reservation only)

(N) Pick up at Moses Lake. Connect Wenatchee. Drop off at North Bend. (By reservation only)

(N) Pick up at Moses Lake. Connect Wenatchee. Drop off at Bellevue. (By reservation only)

(N) Pick up at Moses Lake. Connect Wenatchee. Drop off at Sea-Tac Airport. (By reservation only)

(N) Pick up at Ephrata. Connect Wenatchee. Drop off at North Bend. (By reservation only)

(N) Pick up at Ephrata. Connect Wenatchee. Drop off at Bellevue. (By reservation only)

(N) Pick up at Ephrata. Connect Wenatchee. Drop off at Sea-Tac Airport. (By reservation only)

(N) Pick up at Quincy. Connect Wenatchee. Drop off at North Bend. (By reservation only)

(N) Pick up at Quincy. Connect Wenatchee. Drop off at Bellevue. (By reservation only)

(N) Pick up at Quincy. Connect Wenatchee. Drop off at Sea-Tac Airport. (By reservation only)

(N) Pick up at North Bend. Connect Wenatchee. Drop off at River Park Square Spokane. (By reservation only)

(N) Pick up at Bellevue. Connect Wenatchee. Drop off at River Park Square Spokane. (By reservation only)

(N) Pick up at Sea-Tac Airport. Connect Wenatchee. Drop off at River Park Square Spokane. (By reservation only)

(N) Pick up at North Bend. Connect Wenatchee. Drop off at Spokane International Airport. (By reservation only)

(N) Pick up at Bellevue. Connect Wenatchee. Drop off at Spokane International Airport. (By reservation only)

(N) Pick up at Sea-Tac Airport. Connect Wenatchee. Drop off at Spokane International Airport. (By reservation only)

(N) Pick up at North Bend. Connect Wenatchee. Drop off at Ritzville. (By reservation only)

(N) Pick up at Bellevue. Connect Wenatchee. Drop off at Ritzville. (By reservation only)

(N) Pick up at Sea-Tac Airport. Connect Wenatchee. Drop off at Ritzville. (By reservation only)

(N) Pick up at North Bend. Connect Wenatchee. Drop off at Moses Lake. (By reservation only)

(N) Pick up at Bellevue. Connect Wenatchee. Drop off at Moses Lake. (By reservation only)

(N) Pick up at North Bend. Connect Wenatchee. Drop off at Ephrata. (By reservation only)

(N) Pick up at Sea-Tac Airport. Connect Wenatchee. Drop off at Moses Lake. (By reservation only)

(N) Pick up at Bellevue. Connect Wenatchee. Drop off at Ephrata. (By reservation only)

(N) Pick up at Sea-Tac Airport. Connect Wenatchee. Drop off at Ephrata. (By reservation only)

(N) Pick up at North Bend. Connect Wenatchee. Drop off at Quincy. (By reservation only)

(N) Pick up at Bellevue. Connect Wenatchee. Drop off at Quincy. (By reservation only)

(N) Pick up at Sea-Tac Airport. Connect Wenatchee. Drop off at Quincy. (By reservation only)

This is a closed route, and no passengers will be picked up or dropped off at other locations other than those specified.

During our first four years of operation Wenatchee Valley Shuttle has operated shuttles from Wenatchee to Sea-Tac Airport. Wenatchee Valley Shuttle has many current passengers who would like the option of Spokane International Airport and River Park Square Spokane as well as intermediate cities on our proposed Wenatchee to Spokane route. Many of these travelers have appointments or family in Quincy/Ephrata/Moses Lake/Ritzville/Spokane and wish to make travelling easier.



TARIFF NO. 4

Original title Page

Cancels

TARIFF NO. 3

of

Company Name: BML Investments LLC (dba) Wenatchee Valley Shuttle

Certificate Number: C-64605

For the transportation of passengers in the following territory:  
By Reservation, Only

PASSENGER SERVICE BETWEEN Wenatchee and Sea-Tac Airport, with intermediate stops at (N) Pangborn Memorial Airport East Wenatchee, Peshastin, North Bend, Bellevue, by reservation only.

All passengers must originate at Wenatchee, (N) Pangborn Memorial Airport East Wenatchee, Peshastin, North Bend, Bellevue, Sea-Tac Airport.

Closed-door service Wenatchee-Pangborn Memorial Airport East Wenatchee, Wenatchee-Peshastin, Pangborn Memorial Airport East Wenatchee-Peshastin, Sea-Tac Airport-Bellevue, Sea-Tac Airport-North Bend, Bellevue-North Bend.

PASSENGER SERVICE BETWEEN Wenatchee and River Park Square Spokane with intermediate stops at (N) Pangborn Memorial Airport East Wenatchee, (N) Quincy, (N) Ephrata, (N) Moses Lake, (N) Ritzville, (N) Spokane International Airport, by reservation only.

All passengers must originate at Wenatchee, (N) Pangborn Memorial Airport East Wenatchee, (N) Quincy, (N) Ephrata, (N) Moses Lake, (N) Ritzville, (N) Spokane International Airport, (N) River Park Square Spokane.

Closed-door service Wenatchee-Pangborn Memorial Airport East Wenatchee, Quincy-Ephrata, Quincy-Moses Lake, Ephrata-Moses Lake, Spokane International Airport-River Park Square Spokane.

Issued by:

Name: (C) Jason Wyles, Manager

(C) Address: P.O. Box 1725

(C) City, State/Zip: Wenatchee, Washington 98807

(C) Telephone No: (509) 264-4981

(C) e-mail: jason@wenatcheevalleyshuttle.com

Issue Date: March 18, 2016

Effective Date: April 18, 2016

(For Official Use Only)

Effective: \_\_\_\_\_ TC- \_\_\_\_\_ LSN \_\_\_\_\_

Order/Other \_\_\_\_\_ By: \_\_\_\_\_

Tariff: 4

Company Name: BML Investments LLC (dba) Wenatchee Valley Shuttle, C-64605

### PASSENGER RULES

**Animals:** Generally dogs and cats will be allowed on the shuttle in carriers and in the back of the vehicle or cargo trailer. There will be a \$20 charge for transporting an animal each direction. For passengers with service animals, they will be carried free of charge. Service animals will not be permitted to occupy a seat, but must lie or stand at the feet of the passenger.

**Intermediate Application:** Fares to and from intermediate points not shown will be the same as the fare to or from the next more distant station for which fares are named.

**Objectionable Passengers:** This company reserves the right to refuse to transport persons under the influence of drugs or alcohol, or who are incapable of taking care of themselves, or whose conduct or behavior may be objectionable to other passengers. The carrier also reserves the right to refuse carriage of any materials that the carrier considers unsafe and not in the best interest of the passengers.

**Round trip fares:** Except as otherwise provided, round trip fares will be computed at (A) double the rate of the one-way fare, minus five dollars.

**Schedule Maintenance:** Carrier will not be liable for delays caused by accidents, breakdowns, bad road conditions, snow storms or other conditions beyond the control of the carrier and does not guarantee arrival at, or departure from, any point at any specific time. The time schedules provided are schedules the carrier endeavors to maintain, but does not guarantee to be able to do so at all times due to conditions listed above.

**Baggage/Luggage Allowances:** Passengers are allowed two bags per person. There is a \$10 charge for each piece of luggage over two. All Baggage is subject to inspection for the safety and comfort of all passengers. Materials not allowed on the shuttle for transportation are: Firearms, packages that are leaking, articles that have foul or obnoxious odors, or items that cause annoyance or harm. W.V.S. is not responsible for lost, damaged, stolen, or switched luggage or property, etc...

**(C) Food Policy:** We do allow food and drink to be carefully consumed on the shuttle. The shuttle will make a short 5-10 minute snack and restroom break in Cle Elum between Wenatchee to/from Sea-Tac Airport and in Moses Lake between Wenatchee to/from River Park Square Spokane.

Issue Date: March 18, 2016

Effective Date: April 18, 2016

Issued By: Jason Wyles, Manager BML Investments LLC (dba) Wenatchee Valley Shuttle  
(For Official Use Only)

Effective: \_\_\_\_\_ TC- \_\_\_\_\_ LSN \_\_\_\_\_

Order/Other \_\_\_\_\_ By: \_\_\_\_\_

Tariff No. 4

Company Name: BML Investments LLC (dba) Wenatchee Valley Shuttle, C-64605

### PASSENGER RULES

**(C) Children:** Small children under 8 years of age must be accompanied by an adult. Children less than 8 years old must be restrained in child restraint systems, unless the child is four feet nine inches or taller. A child who is eight years old or older, or four feet nine inches or taller, must be properly restrained either with the motor vehicle's safety belt or an appropriately fitting child restraint system. When a child restraint system is required the child must provide and install their own car or booster seat, for safety. It is required by our insurance that all occupants, including children, must wear seat belts at all times while the shuttle is in motion.

**Fares:** All fares are not all the same price. Please refer to the rate schedules. However, when booking 3 or more people you receive a 20% discount on each passenger after the second.

**(C) Refunds:** Ticket limitations, changes, cancellations and refunds: One-way tickets will be good for 180 days from the date of sale. Round-trip tickets will be good for 180 days from the date of sale. A single transaction fee of as much as \$10.00 per person will be charged when reservations are re-scheduled or cancelled. Changes are not allowed after the scheduled departure time of the reservation. Reservations may not be changed to a date more than 180 days from the date of the original reservation. Customers who fail to show up by the scheduled departure time of their reservation at the designated pick-up point or who have not cancelled or changed their reservation at least 48 hours prior to that time are not eligible for a refund. Refunds will be made if the cancellation or change was caused by an airline delay or cancellation, minus the \$10 processing fee per person. Refunds may be granted by the company due to other extenuating circumstances.

**Ticket redemption:** Unused tickets will be redeemed at the purchase price. Unused portions of round trip or commutation tickets will be redeemed by charging the regular fare or fares for the portion or portions used and refunding the balance of the purchase price except as provided for in the Ticket Limitations section of these rules.

**Holidays Observed:** The shuttle will not run on Thanksgiving Day or Christmas Day.

**Lost Items:** Items left by guests that are recovered will be retained for 7 days. Please contact the office at (509) 293-5773 to reclaim them.

Issue Date: March 18, 2016

Effective Date: April 18, 2016

Issued By: Jason Wyles, Manager BML Investments LLC (DBA) Wenatchee Valley Shuttle  
(For Official Use Only)

Effective: \_\_\_\_\_ TC- \_\_\_\_\_ LSN \_\_\_\_\_

Order/Other \_\_\_\_\_ By: \_\_\_\_\_

**RATE SCHEDULE**

ADULT FARES IN DOLLARS AND CENTS PER PERSON  
 ONE-WAY EXCEPT AS OTHERWISE INDICATED

And	Between	(N) Pangborn Memorial Airport East Wenatchee	Peshastin	North Bend	Bellevue	Sea-Tac Airport
	Wenatchee					
Wenatchee	N/A	N/A	N/A	\$41.52	\$41.52	\$41.52
(N) Pangborn Memorial Airport East Wenatchee	N/A	N/A	N/A	(N) \$46.13	(N) \$46.13	(N) \$46.13
Peshastin	N/A	N/A	N/A	\$41.52	\$41.52	\$41.52
North Bend	\$41.52	(N) \$46.13	\$41.52	N/A	N/A	N/A
Bellevue	\$41.52	(N) \$46.13	\$41.52	N/A	N/A	N/A
Sea-Tac Airport	\$41.52	(N) \$46.13	\$41.52	N/A	N/A	N/A

- Note 1: **Payment:** Payment for fares by cash or credit card only. No personal checks will be accepted.
- Note 2: **Round trip fares:** Except as otherwise provided, round-trip fares will be \$5 off, the doubled one way fares.
- Note 3: **Booking 3 or more:** Except otherwise shown booking fares of three or more passengers, receive 20% off each passenger after the second.
- Note 4: **Children's fares:** Are same as adult fares.
- Note 5: **Discounts:** are only given when booking more than 2 people, or when booking round trip.
- Note 6: **Home pick up or drop off:** If a passenger needs a home pick up or drop off before/after the shuttle has other passengers aboard, there is a \$20 charge for pick up/drop off within the Wenatchee valley city limits.
- (C)Note 7: **Car seats:** All children less than eight years old must be restrained in child restraint systems, unless the child is four feet nine inches or taller. A child who is eight years old or older, or four feet nine inches or taller, must be properly restrained either with the motor vehicle's safety belt or an appropriately fitting child restraint system. When a child restraint system is required the child must provide and install their own car or booster seat, for safety. Wenatchee Valley Shuttle will neither supply nor install car seats.

Issue Date: March 18, 2016 Effective Date: April 18, 2016  
 Issued by: Jason Wyles, Manager BML Investments LLC dba Wenatchee Valley Shuttle  
 (For Official Use Only)

Effective: \_\_\_\_\_ TC- \_\_\_\_\_ LSN \_\_\_\_\_

Order/Other \_\_\_\_\_ By: \_\_\_\_\_

**RATE SCHEDULE**

ADULT FARES IN DOLLARS AND CENTS PER PERSON  
 ONE-WAY EXCEPT AS OTHERWISE INDICATED

And	Between	(N) Pangborn Memorial Airport East Wenatchee	(N) Quincy	(N) Ephrata	(N) Moses Lake	(N) Ritzville	(N) Spokane International Airport	(N) River Park Square Spokane
	Wenatchee							
Wenatchee	N/A	N/A	(N) \$18.46	(N) \$18.46	(N) \$27.68	(N) \$27.68	(N) \$41.52	(N) \$41.52
(N) Pangborn Memorial Airport East Wenatchee	N/A	N/A	(N) \$18.46	(N) \$18.46	(N) \$27.68	(N) \$27.68	(N) \$41.52	(N) \$41.52
(N) Quincy	(N) \$18.46	(N) \$18.46	N/A	N/A	N/A	(N) \$27.68	(N) \$41.52	(N) \$41.52
(N) Ephrata	(N) \$18.46	(N) \$18.46	N/A	N/A	N/A	(N) \$27.68	(N) \$41.52	(N) \$41.52
(N) Moses Lake	(N) \$27.68	(N) \$27.68	N/A	N/A	N/A	(N) \$18.46	(N) \$32.30	(N) \$32.30
(N) Ritzville	(N) \$27.68	(N) \$27.68	(N) \$18.46	(N) \$18.46	(N) \$18.46	N/A	(N) \$32.30	(N) \$32.30
(N) Spokane International Airport	(N) \$41.52	(N) \$41.52	(N) \$41.52	(N) \$41.52	(N) \$32.30	(N) \$32.30	N/A	N/A
(N) River Park Square Spokane	(N) \$41.52	(N) \$41.52	(N) \$41.52	(N) \$41.52	(N) \$32.30	(N) \$32.30	N/A	N/A

continued next page

Issue Date: March 18, 2016

Effective Date: April 18, 2016

Issued by: Jason Wyles, Manager BML Investments LLC dba Wenatchee Valley Shuttle

(For Official Use Only)

Effective: \_\_\_\_\_ TC- \_\_\_\_\_ LSN \_\_\_\_\_

Order/Other \_\_\_\_\_ By: \_\_\_\_\_

Tariff No. 4  
 BML Investments LLC dba Wenatchee Valley Shuttle, C-64605

And	Between								
	(N) River Park Square Spokane	(N) Spokane International Airport	(N) Ritzville	(N) Moses Lake	(N) Ephrata	(N) Quincy	North Bend	Bellevue	Sea-Tac Airport
(N) River Park Square Spokane	N/A	N/A	(N) \$32.30	(N) \$32.30	(N) \$41.52	(N) \$41.52	(N) \$83.04	(N) \$83.04	(N) \$83.04
(N) Spokane International Airport	N/A	N/A	(N) \$32.30	(N) \$32.30	(N) \$41.52	(N) \$41.52	(N) \$83.04	(N) \$83.04	(N) \$83.04
(N) Ritzville	(N) \$32.30	(N) \$32.30	N/A	(N) \$18.46	(N) \$27.68	(N) \$27.68	(N) \$69.20	(N) \$69.20	(N) \$69.20
(N) Moses Lake	(N) \$32.30	(N) \$32.30	(N) \$18.46	N/A	N/A	N/A	(N) \$69.20	(N) \$69.20	(N) \$69.20
(N) Ephrata	(N) \$41.52	(N) \$41.52	(N) \$27.68	N/A	N/A	N/A	(N) \$59.98	(N) \$59.98	(N) \$59.98
(N) Quincy	(N) \$41.52	(N) \$41.52	(N) \$27.68	N/A	N/A	N/A	(N) \$59.98	(N) \$59.98	(N) \$59.98
North Bend	(N) \$83.04	(N) \$83.04	(N) \$69.20	(N) \$69.20	(N) \$59.98	(N) \$59.98	N/A	N/A	N/A
Bellevue	(N) \$83.04	(N) \$83.04	(N) \$69.20	(N) \$69.20	(N) \$59.98	(N) \$59.98	N/A	N/A	N/A
Sea-Tac Airport	(N) \$83.04	(N) \$83.04	(N) \$69.20	(N) \$69.20	(N) \$59.98	(N) \$59.98	N/A	N/A	N/A

- Note 1: **Payment:** Payment for fares by cash or credit card only. No personal checks will be accepted.
- Note 2: **Round trip fares:** Except as otherwise provided, round-trip fares will be \$5 off, the doubled one way fares.
- Note 3: **Booking 3 or more:** Except otherwise shown booking fares of three or more passengers, receive 20% off each passenger after the second.
- Note 4: **Children's fares:** Are same as adult fares.
- Note 5: **Discounts:** are only given when booking more than 2 people, or when booking round trip.
- Note 6: Home pick up or drop off: If a passenger needs a home pick up or drop off before/after the shuttle has other passengers aboard, there is a \$20 charge for pick up/drop off within the Wenatchee valley city limits.
- (N) Note 7: Home pick up or drop off: If a passenger needs a home pick up or drop off before/after the shuttle has other passengers aboard, there is a \$20 charge for pick up/drop off within Spokane city limits.
- (C) Note 8: Car seats: All children less than eight years old must be restrained in child restraint systems, unless the child is four feet nine inches or taller. A child who is eight years old or older, or four feet nine inches or taller, must be properly restrained either with the motor vehicle's safety belt or an appropriately fitting child restraint system. When a child restraint system is required the child must provide and install their own car or booster seat, for safety. Wenatchee Valley Shuttle will neither supply nor install car seats.
- (N) Note 9: **Through fares:** Single rate applying from origin River Park Square Spoke, Spokane International Airport, Ritzville, Moses Lake, Ephrata, Quincy to/from destination North Bend, Bellevue, Sea-Tac Airport. Service between these locations require a connection in Wenatchee.

Issue Date: March 18, 2016  
 Issued by: Jason Wyles, Manager BML Investments LLC dba Wenatchee Valley Shuttle  
 (For Official Use Only)

Effective Date: April 18, 2016

Effective: \_\_\_\_\_ TC- \_\_\_\_\_ LSN \_\_\_\_\_  
 Order/Other \_\_\_\_\_ By: \_\_\_\_\_

Tariff No. 4

Time Schedule No. 4

BML Investments LLC (dba) Wenatchee Valley Shuttle

Providing Passenger Service

PASSENGER SERVICE BETWEEN Wenatchee and Sea-Tac Airport, with intermediate stops at (N) Pangborn Memorial Airport East Wenatchee, Peshastin, North Bend, Bellevue, by reservation only.

(N) All passengers must originate at Wenatchee, Pangborn Memorial Airport East Wenatchee, Peshastin, North Bend, Bellevue, Sea-Tac Airport.

(N) Closed-door service Wenatchee-Pangborn Memorial Airport East Wenatchee, Wenatchee-Peshastin, Pangborn Memorial Airport East Wenatchee-Peshastin, Sea-Tac Airport-Bellevue, Sea-Tac Airport-North Bend, Bellevue-North Bend.

BY RESERVATION ONLY

The Actual time the vehicle will arrive to pick up passengers depends on the number of passengers making reservations, Wenatchee Valley Shuttle will develop actual routes, and pick up and drop off at central location to balance passenger convenience and company efficiency.

Service is available:

- Leaving Wenatchee from: 5:00 a.m. to 10:00 p.m. 7 days a week.
- (N) Leaving Pangborn Memorial Airport East Wenatchee from: 5:00 a.m. to 10:00 p.m. 7 days a week.
- Leaving Peshastin from: 5:00 a.m. to 10:00 p.m. 7 days a week.
- Leaving North Bend from: 5:00 a.m. to 10:00 p.m. 7 days a week.
- Leaving Bellevue from: 5:00 a.m. to 10:00 p.m. 7 days a week.
- Leaving Sea-Tac Airport: 5:00 a.m. to 10:00 p.m. 7 days a week.

Note 1: The company is not responsible for delays caused by weather, accidents, breakdowns or other circumstances.

(C) Note 2: Reservations must be made online at least 1 hour in advance or by phone before departure time.

(N) Note 3: Transportation is limited to picking up and dropping off passengers that originate at Wenatchee, Pangborn Memorial Airport East Wenatchee, Peshastin, North Bend, Bellevue, Sea-Tac Airport as follows: Wenatchee to North Bend, Bellevue, Sea-Tac Airport, returning, Sea-Tac Airport, Bellevue, North Bend to Wenatchee

(N) Pangborn Memorial Airport East Wenatchee to North Bend, Bellevue, Sea-Tac Airport, returning, Sea-Tac Airport, Bellevue, North Bend to Pangborn Memorial Airport East Wenatchee

Peshastin to North Bend, Bellevue, Sea-Tac Airport, returning, Sea-Tac Airport, Bellevue, North Bend to Peshastin

North Bend to Peshastin, (N) Pangborn Memorial Airport East Wenatchee, Wenatchee, returning, Wenatchee,

(N) Pangborn Memorial Airport East Wenatchee, Peshastin to North Bend

continued next page

Issue Date: March 18, 2016

Effective Date: April 18, 2016

Issued by: Jason Wyles, Manager, BML Investments LLC (dba) Wenatchee Valley Shuttle  
(For Official Use Only)

Effective: \_\_\_\_\_ TC- \_\_\_\_\_ LSN \_\_\_\_\_  
Order/Other \_\_\_\_\_ By: \_\_\_\_\_

Time Schedule No. 4

BML Investments LLC (dba) Wenatchee Valley Shuttle

Bellevue to Peshastin, (N) Pangborn Memorial Airport East Wenatchee, Wenatchee, returning, Wenatchee, (N) Pangborn Memorial Airport East Wenatchee, Peshastin to Bellevue  
Sea-Tac Airport to Peshastin, (N) Pangborn Memorial Airport East Wenatchee, Wenatchee, returning, Wenatchee, (N) Pangborn Memorial Airport East Wenatchee, Peshastin to Sea-Tac Airport

In other words:

Pick up at Wenatchee. Drop off at North Bend, Bellevue, Sea-Tac Airport (By reservation only).  
(N) Pick up at Pangborn Memorial Airport East Wenatchee. Drop off at North Bend, Bellevue, Sea-Tac Airport (By reservation only).  
Pick up at Peshastin. Drop off at North Bend, Bellevue, Sea-Tac Airport (By reservation only).  
Pick up at North Bend. Drop off at Peshastin, (N) Pangborn Memorial Airport East Wenatchee, Wenatchee (By reservation only)  
Pick up at Bellevue. Drop off at Peshastin, (N) Pangborn Memorial Airport East Wenatchee, Wenatchee (By reservation only)  
Pick up at Sea-Tac Airport. Drop off at Peshastin, (N) Pangborn Memorial Airport East Wenatchee, Wenatchee (By reservation only)

Issue Date: March 18, 2016

Effective Date: April 18, 2016

Issued by: Jason Wyles, Manager, BML Investments LLC (dba) Wenatchee Valley Shuttle  
(For Official Use Only)

Effective: \_\_\_\_\_ TC- \_\_\_\_\_ LSN \_\_\_\_\_  
Order/Other \_\_\_\_\_ By: \_\_\_\_\_



Tariff No. 4

Time Schedule No. 4

BML Investments LLC (dba) Wenatchee Valley Shuttle

Providing Passenger Service

PASSENGER SERVICE BETWEEN Wenatchee and River Park Square Spokane with intermediate stops at (N) Pangborn Memorial Airport East Wenatchee, (N) Quincy, (N) Ephrata, (N) Moses Lake, (N) Ritzville, (N) Spokane International Airport, by reservation only.

(N) All passengers must originate at Wenatchee, Pangborn Memorial Airport East Wenatchee, Quincy, Ephrata, Moses Lake, Ritzville, Spokane International Airport, River Park Square Spokane.

(N) Closed-door service Wenatchee-Pangborn Memorial Airport East Wenatchee, Quincy-Ephrata, Quincy-Moses Lake, Ephrata-Moses Lake, Spokane International Airport-River Park Square Spokane.

BY RESERVATION ONLY

The Actual time the vehicle will arrive to pick up passengers depends on the number of passengers making reservations, Wenatchee Valley Shuttle will develop actual routes, and pick up and drop off at central location to balance passenger convenience and company efficiency.

Service is available:

- (N) Leaving Wenatchee from: 5:00 a.m. to 10:00 p.m. 7 days a week.
- (N) Leaving Pangborn Memorial Airport East Wenatchee from: 5:00 a.m. to 10:00 p.m. 7 days a week.
- (N) Leaving from Quincy 5:00 a.m. to 10:00 p.m. 7 days a week.
- (N) Leaving from Ephrata 5:00 am to 10:00 pm 7 days a week.
- (N) Leaving from Moses Lake 5:00 am to 10:00 pm 7 days a week.
- (N) Leaving from Ritzville 5:00 am to 10:00 pm 7 days a week.
- (N) Leaving from Spokane International Airport from 5:00 a.m. to 10:00 p.m. 7 days a week.
- (N) Leaving from River Park Square Spokane from 5:00 a.m. to 10:00 p.m. 7 days a week.

Note 1: The company is not responsible for delays caused be weather, accidents, breakdowns or other circumstances.

Note 2: Reservations must be made online at least 1 hour in advance or by phone before departure time.

(N) Note 3: Transportation is limited to picking up and dropping off passengers that originate in Wenatchee, Pangborn Memorial Airport East Wenatchee, Quincy, Ephrata, Moses Lake, Ritzville, Spokane International Airport, River Park Square Spokane as follows:

- (N) Wenatchee to Quincy, returning, Quincy to Wenatchee
- (N) Wenatchee to Ephrata, returning, Ephrata to Wenatchee
- (N) Wenatchee to Moses Lake, returning, Moses Lake to Wenatchee
- (N) Wenatchee to Ritzville, returning, Ritzville to Wenatchee
- (N) Wenatchee to Spokane International Airport, returning, Spokane International Airport to Wenatchee
- (N) Wenatchee to River Park Square Spokane, returning, River Park Square Spokane to Wenatchee

continued next page

Issue Date: March 18, 2016

Effective Date: April 18, 2016

Issued by: Jason Wyles, Manager, BML Investments LLC (dba) Wenatchee Valley Shuttle  
(For Official Use Only)

Effective: \_\_\_\_\_ TC- \_\_\_\_\_ LSN \_\_\_\_\_  
Order/Other \_\_\_\_\_ By: \_\_\_\_\_

Tariff No. 4

Time Schedule No. 4

BML Investments LLC (dba) Wenatchee Valley Shuttle

- (N) Pangborn Memorial Airport East Wenatchee to Quincy, returning, Quincy to Pangborn Memorial Airport East Wenatchee
- (N) Pangborn Memorial Airport East Wenatchee to Ephrata, returning, Ephrata to Pangborn Memorial Airport East Wenatchee
- (N) Pangborn Memorial Airport East Wenatchee to Moses Lake, returning, Moses Lake to Pangborn Memorial Airport East Wenatchee
- (N) Pangborn Memorial Airport East Wenatchee to Ritzville, returning, Ritzville to Pangborn Memorial Airport East Wenatchee
- (N) Pangborn Memorial Airport East Wenatchee to Spokane International Airport, returning, Spokane International Airport to Pangborn Memorial Airport East Wenatchee
- (N) Pangborn Memorial Airport East Wenatchee to River Park Square Spokane, returning, River Park Square Spokane to Pangborn Memorial Airport East Wenatchee
- (N) Quincy to Pangborn Memorial Airport East Wenatchee, returning, Pangborn Memorial Airport East Wenatchee to Quincy
- (N) Quincy to Wenatchee, returning, Wenatchee to Quincy
- (N) Quincy to Ritzville, returning, Ritzville to Quincy
- (N) Quincy to Spokane International Airport, returning, Spokane International Airport to Quincy
- (N) Quincy to River Park Square Spokane, returning, River Park Square Spokane to Quincy
- (N) Ephrata to Pangborn Memorial Airport East Wenatchee, returning, Pangborn Memorial Airport East Wenatchee to Ephrata
- (N) Ephrata to Wenatchee, returning, Wenatchee to Ephrata
- (N) Ephrata to Ritzville, returning, Ritzville to Ephrata
- (N) Ephrata to Spokane International Airport, returning, Spokane International Airport to Ephrata
- (N) Ephrata to River Park Square Spokane, returning, River Park Square Spokane to Ephrata
- (N) Moses Lake to Pangborn Memorial Airport East Wenatchee, returning, Pangborn Memorial Airport East Wenatchee to Moses Lake
- (N) Moses Lake to Wenatchee, returning, Wenatchee to Moses Lake
- (N) Moses Lake to Ritzville, returning, Ritzville to Moses Lake
- (N) Moses Lake to Spokane International Airport, returning, Spokane International Airport to Moses Lake
- (N) Moses Lake to River Park Square Spokane, returning, River Park Square Spokane to Moses Lake
- (N) Ritzville to Moses Lake, returning, Moses Lake to Ritzville
- (N) Ritzville to Ephrata, returning, Ephrata to Ritzville
- (N) Ritzville to Quincy, returning, Quincy to Ritzville
- (N) Ritzville to Pangborn Memorial Airport East Wenatchee, returning, Pangborn Memorial Airport East Wenatchee to Ritzville
- (N) Ritzville to Wenatchee, returning, Wenatchee to Ritzville
- (N) Spokane International Airport to Ritzville, returning, Ritzville to Spokane International Airport

continued next page

Issue Date: March 18, 2016

Issued by: Jason Wyles, Manager, BML Investments LLC (dba) Wenatchee Valley Shuttle  
(For Official Use Only)

Effective Date: April 18, 2016

Effective: \_\_\_\_\_ TC- \_\_\_\_\_ LSN \_\_\_\_\_  
 Order/Other \_\_\_\_\_ By: \_\_\_\_\_

Time Schedule No. 4

BML Investments LLC (dba) Wenatchee Valley Shuttle

- (N) Spokane International Airport to Moses Lake, returning, Moses Lake to Spokane International Airport
- (N) Spokane International Airport to Ephrata, returning, Ephrata to Spokane International Airport
- (N) Spokane International Airport to Quincy, returning, Quincy to Spokane International Airport
- (N) Spokane International Airport to Pangborn Memorial Airport East Wenatchee, returning, Pangborn Memorial Airport East Wenatchee to Spokane International Airport
- (N) Spokane International Airport to Wenatchee, returning, Wenatchee to Spokane International Airport
- (N) River Park Square Spokane to Ritzville, returning, Ritzville to River Park Square Spokane
- (N) River Park Square Spokane to Moses Lake, returning, Moses Lake to River Park Square Spokane
- (N) River Park Square Spokane to Ephrata, returning, Ephrata to River Park Square Spokane
- (N) River Park Square Spokane to Quincy, returning, Quincy to River Park Square Spokane
- (N) River Park Square Spokane to Pangborn Memorial Airport East Wenatchee, returning, Pangborn Memorial Airport East Wenatchee to River Park Square Spokane
- (N) River Park Square Spokane to Wenatchee, returning, Wenatchee to River Park Square Spokane
- (N) River Park Square Spokane to North Bend, returning, North Bend to River Park Square Spokane. (By reservation only)
- (N) River Park Square Spokane to Bellevue, returning, Bellevue to River Park Square Spokane. (By reservation only)
- (N) River Park Square Spokane to Sea-Tac Airport, returning, Sea-Tac Airport to River Park Square Spokane. (By reservation only)
- (N) Spokane International Airport to North Bend, returning, North Bend to Spokane International Airport. (By reservation only)
- (N) Spokane International Airport to Bellevue, returning, Bellevue to Spokane International Airport. (By reservation only)
- (N) Spokane International Airport to Sea-Tac Airport, returning, Sea-Tac Airport to Spokane International Airport. (By reservation only)
- (N) Ritzville to North Bend, returning, North Bend to Ritzville. (By reservation only)
- (N) Ritzville to Bellevue, returning, Bellevue to Ritzville. (By reservation only)
- (N) Ritzville to Sea-Tac Airport, returning, Sea-Tac Airport to Ritzville. (By reservation only)
- (N) Moses Lake to North Bend, returning, North Bend to Moses Lake. (By reservation only)
- (N) Moses Lake to Bellevue, returning, Bellevue to Moses Lake. (By reservation only)
- (N) Moses Lake to Sea-Tac Airport, returning, Sea-Tac Airport to Moses Lake. (By reservation only)
- (N) Ephrata to North Bend, returning, North Bend to Ephrata. (By reservation only)
- (N) Ephrata to Bellevue, returning, Bellevue to Ephrata. (By reservation only)
- (N) Ephrata to Sea-Tac Airport, returning, Sea-Tac Airport to Ephrata. (By reservation only)
- (N) Quincy to North Bend, returning, North Bend to Quincy. (By reservation only)
- (N) Quincy to Bellevue, returning, Bellevue to Quincy. (By reservation only)
- (N) Quincy to Sea-Tac Airport, returning, Sea-Tac Airport to Quincy. (By reservation only)

continued next page

Issue Date: March 18, 2016

Effective Date: April 18, 2016

Issued by: Jason Wyles, Manager, BML Investments LLC (dba) Wenatchee Valley Shuttle

(For Official Use Only)

Effective: \_\_\_\_\_ TC- \_\_\_\_\_ LSN \_\_\_\_\_  
 Order/Other \_\_\_\_\_ By: \_\_\_\_\_

Time Schedule No. 4

BML Investments LLC (dba) Wenatchee Valley Shuttle

- (N) North Bend to River Park Square Spokane, returning, River Park Square Spokane to North Bend. (By reservation only)
- (N) Bellevue to River Park Square Spokane, returning, River Park Square Spokane to Bellevue. (By reservation only)
- (N) Sea-Tac Airport to River Park Square Spokane, returning, River Park Square Spokane to Sea-Tac Airport. (By reservation only)
- (N) North Bend to Spokane International Airport, returning, Spokane International Airport to North Bend. (By reservation only)
- (N) Bellevue to Spokane International Airport, returning, Spokane International Airport to Bellevue. (By reservation only)
- (N) Sea-Tac Airport to Spokane International Airport, returning, Spokane International Airport to Sea-Tac Airport. (By reservation only)
- (N) North Bend to Ritzville, returning, Ritzville to North Bend. (By reservation only)
- (N) Bellevue to Ritzville, returning, Ritzville to Bellevue. (By reservation only)
- (N) Sea-Tac Airport to Ritzville, returning, Ritzville to Sea-Tac Airport. (By reservation only)
- (N) North Bend to Moses Lake, returning, Moses Lake to North Bend. (By reservation only)
- (N) Bellevue to Moses Lake, returning, Moses Lake to Bellevue. (By reservation only)
- (N) Sea-Tac Airport to Moses Lake, returning, Moses Lake to Sea-Tac Airport. (By reservation only)
- (N) North Bend to Ephrata, returning, Ephrata to North Bend. (By reservation only)
- (N) Bellevue to Ephrata, returning, Ephrata to Bellevue. (By reservation only)
- (N) Sea-Tac Airport to Ephrata, returning, Ephrata to Sea-Tac Airport. (By reservation only)
- (N) North Bend to Quincy, returning, Quincy to North Bend. (By reservation only)
- (N) Bellevue to North Bend, returning, Quincy to Bellevue. (By reservation only)
- (N) Sea-Tac to Quincy, returning, Quincy to Sea-Tac Airport. (By reservation only)

In other words:

- (N) Pick up at Wenatchee. Drop off at Quincy. (By reservation only)
- (N) Pick up at Wenatchee. Drop off at Ephrata. (By reservation only)
- (N) Pick up at Wenatchee. Drop off at Moses Lake. (By reservation only)
- (N) Pick up at Wenatchee. Drop off at Ritzville. (By reservation only)
- (N) Pick up at Wenatchee. Drop off at Spokane International Airport. (By reservation only)
- (N) Pick up at Wenatchee. Drop off at River Park Square Spokane. (By reservation only)
- (N) Pick up at Pangborn Memorial Airport East Wenatchee. Drop off at Quincy. (By reservation only)
- (N) Pick up at Pangborn Memorial Airport East Wenatchee. Drop off at Ephrata. (By reservation only)
- (N) Pick up at Pangborn Memorial Airport East Wenatchee. Drop off at Moses Lake. (By reservation only)
- (N) Pick up at Pangborn Memorial Airport East Wenatchee. Drop off at Ritzville. (By reservation only)
- (N) Pick up at Pangborn Memorial Airport East Wenatchee. Drop off at Spokane International Airport. (By reservation only)

continued next page

Issue Date: March 18, 2016

Effective Date: April 18, 2016

Issued by: Jason Wyles, Manager, BML Investments LLC (dba) Wenatchee Valley Shuttle

(For Official Use Only)

Effective: \_\_\_\_\_ TC- \_\_\_\_\_ LSN \_\_\_\_\_

Order/Other \_\_\_\_\_ By: \_\_\_\_\_

Time Schedule No. 4

BML Investments LLC (dba) Wenatchee Valley Shuttle

- (N) Pick up at Pangborn Memorial Airport East Wenatchee. Drop off at River Park Square Spokane. (By reservation only)
- (N) Pick up at Quincy. Drop off at Pangborn Memorial Airport East Wenatchee. (By reservation only)
- (N) Pick up at Quincy. Drop off at Wenatchee. (By reservation only)
- (N) Pick up at Quincy. Drop off at Ritzville. (By reservation only)
- (N) Pick up at Quincy. Drop off at Spokane International Airport. (By reservation only)
- (N) Pick up at Quincy. Drop off at River Park Square Spokane. (By reservation only)
- (N) Pick up at Ephrata. Drop off at Pangborn Memorial Airport East Wenatchee. (By reservation only)
- (N) Pick up at Ephrata. Drop off at Wenatchee. (By reservation only)
- (N) Pick up at Ephrata. Drop off at Ritzville. (By reservation only)
- (N) Pick up at Ephrata. Drop off at Spokane International Airport. (By reservation only)
- (N) Pick up at Ephrata. Drop off at River Park Square Spokane. (By reservation only)
- (N) Pick up at Moses Lake. Drop off at Pangborn Memorial Airport East Wenatchee. (By reservation only)
- (N) Pick up at Moses Lake. Drop off at Wenatchee. (By reservation only)
- (N) Pick up at Moses Lake. Drop off at Ritzville. (By reservation only)
- (N) Pick up at Moses Lake. Drop off at Spokane International Airport. (By reservation only)
- (N) Pick up at Moses Lake. Drop off at River Park Square Spokane. (By reservation only)
- (N) Pick up at Ritzville. Drop off at Moses Lake. (By reservation only)
- (N) Pick up at Ritzville. Drop off at Ephrata. (By reservation only)
- (N) Pick up at Ritzville. Drop off at Quincy. (By reservation only)
- (N) Pick up at Ritzville. Drop off at Pangborn Memorial Airport East Wenatchee. (By reservation only)
- (N) Pick up at Ritzville. Drop off at Wenatchee. (By reservation only)
- (N) Pick up at Ritzville. Drop off at Spokane International Airport. (By reservation only)
- (N) Pick up at Ritzville. Drop off at River Park Square Spokane. (By reservation only)
- (N) Pick up at Spokane International Airport. Drop off at Ritzville. (By reservation only)
- (N) Pick up at Spokane International Airport. Drop off at Moses Lake. (By reservation only)
- (N) Pick up at Spokane International Airport. Drop off at Ephrata. (By reservation only)
- (N) Pick up at Spokane International Airport. Drop off at Quincy. (By reservation only)
- (N) Pick up at Spokane International Airport. Drop off at Pangborn Memorial Airport East Wenatchee. (By reservation only)
- (N) Pick up at Spokane International Airport. Drop off at Wenatchee. (By reservation only)
- (N) Pick up at River Park Square Spokane. Drop off at Ritzville. (By reservation only)
- (N) Pick up at River Park Square Spokane. Drop off at Moses Lake. (By reservation only)
- (N) Pick up at River Park Square Spokane. Drop off at Ephrata. (By reservation only)
- (N) Pick up at River Park Square Spokane. Drop off at Quincy. (By reservation only)
- (N) Pick up at River Park Square Spokane. Drop off at Pangborn Memorial Airport East Wenatchee. (By reservation only)
- (N) Pick up at River Park Square Spokane. Drop off at Wenatchee. (By reservation only)

continued next page

Issue Date: March 18, 2016

Effective Date: April 18, 2016

Issued by: Jason Wyles, Manager, BML Investments LLC (dba) Wenatchee Valley Shuttle

(For Official Use Only)

Effective: \_\_\_\_\_ TC- \_\_\_\_\_ LSN \_\_\_\_\_  
 Order/Other \_\_\_\_\_ By: \_\_\_\_\_

Time Schedule No. 4

BML Investments LLC (dba) Wenatchee Valley Shuttle

- (N) Pick up at River Park Square Spokane. Connect Wenatchee. Drop off at North Bend. (By reservation only)
- (N) Pick up at River Park Square Spokane. Connect Wenatchee. Drop off at Bellevue. (By reservation only)
- (N) Pick up at River Park Square Spokane. Connect Wenatchee. Drop off at Sea-Tac Airport. (By reservation only)
- (N) Pick up at Spokane International Airport. Connect Wenatchee. Drop off at North Bend. (By reservation only)
- (N) Pick up at Spokane International Airport. Connect Wenatchee. Drop off at Bellevue. (By reservation only)
- (N) Pick up at Spokane International Airport. Connect Wenatchee. Drop off at Sea-Tac Airport. (By reservation only)
- (N) Pick up at Ritzville. Connect Wenatchee. Drop off at North Bend. (By reservation only)
- (N) Pick up at Ritzville. Connect Wenatchee. Drop off at Bellevue. (By reservation only)
- (N) Pick up at Ritzville. Connect Wenatchee. Drop off at Sea-Tac Airport. (By reservation only)
- (N) Pick up at Moses Lake. Connect Wenatchee. Drop off at North Bend. (By reservation only)
- (N) Pick up at Moses Lake. Connect Wenatchee. Drop off at Bellevue. (By reservation only)
- (N) Pick up at Moses Lake. Connect Wenatchee. Drop off at Sea-Tac Airport. (By reservation only)
- (N) Pick up at Ephrata. Connect Wenatchee. Drop off at North Bend. (By reservation only)
- (N) Pick up at Ephrata. Connect Wenatchee. Drop off at Bellevue. (By reservation only)
- (N) Pick up at Ephrata. Connect Wenatchee. Drop off at Sea-Tac Airport. (By reservation only)
- (N) Pick up at Quincy. Connect Wenatchee. Drop off at North Bend. (By reservation only)
- (N) Pick up at Quincy. Connect Wenatchee. Drop off at Bellevue. (By reservation only)
- (N) Pick up at Quincy. Connect Wenatchee. Drop off at Sea-Tac Airport. (By reservation only)
- (N) Pick up at North Bend. Connect Wenatchee. Drop off at River Park Square Spokane. (By reservation only)
- (N) Pick up at Bellevue. Connect Wenatchee. Drop off at River Park Square Spokane. (By reservation only)
- (N) Pick up at Sea-Tac Airport. Connect Wenatchee. Drop off at River Park Square Spokane. (By reservation only)
- (N) Pick up at North Bend. Connect Wenatchee. Drop off at Spokane International Airport. (By reservation only)
- (N) Pick up at Bellevue. Connect Wenatchee. Drop off at Spokane International Airport. (By reservation only)
- (N) Pick up at Sea-Tac Airport. Connect Wenatchee. Drop off at Spokane International Airport. (By reservation only)
- (N) Pick up at North Bend. Connect Wenatchee. Drop off at Ritzville. (By reservation only)
- (N) Pick up at Bellevue. Connect Wenatchee. Drop off at Ritzville. (By reservation only)
- (N) Pick up at Sea-Tac Airport. Connect Wenatchee. Drop off at Ritzville. (By reservation only)
- (N) Pick up at North Bend. Connect Wenatchee. Drop off at Moses Lake. (By reservation only)
- (N) Pick up at Bellevue. Connect Wenatchee. Drop off at Moses Lake. (By reservation only)
- (N) Pick up at North Bend. Connect Wenatchee. Drop off at Ephrata. (By reservation only)

continued next page

Issue Date: March 18, 2016

Effective Date: April 18, 2016

Issued by: Jason Wyles, Manager, BML Investments LLC (dba) Wenatchee Valley Shuttle

(For Official Use Only)

Effective: \_\_\_\_\_ TC- \_\_\_\_\_ LSN \_\_\_\_\_  
Order/Other \_\_\_\_\_ By: \_\_\_\_\_

BML Investments LLC (dba) Wenatchee Valley Shuttle

- (N) Pick up at Sea-Tac Airport. Connect Wenatchee. Drop off at Moses Lake. (By reservation only)
- (N) Pick up at Bellevue. Connect Wenatchee. Drop off at Ephrata. (By reservation only)
- (N) Pick up at Sea-Tac Airport. Connect Wenatchee. Drop off at Ephrata. (By reservation only)
- (N) Pick up at North Bend. Connect Wenatchee. Drop off at Quincy. (By reservation only)
- (N) Pick up at Bellevue. Connect Wenatchee. Drop off at Quincy. (By reservation only)
- (N) Pick up at Sea-Tac Airport. Connect Wenatchee. Drop off at Quincy. (By reservation only)

Issue Date: March 18, 2016

Effective Date: April 18, 2016

Issued by: Jason Wyles, Manager, BML Investments LLC (dba) Wenatchee Valley Shuttle

(For Official Use Only)

Effective: \_\_\_\_\_ TC- \_\_\_\_\_ LSN \_\_\_\_\_  
 Order/Other \_\_\_\_\_ By: \_\_\_\_\_