



WASHINGTON



UTILITIES AND TRANSPORTATION
COMMISSION

1300 S. Evergreen Park Dr. SW
P.O. Box 47250
Olympia, WA 98504-7250
Phone: 360-664-1222
Fax: 360-586-1181
TTY: 360-586-8203
or
1-800-416-5289

E-mail: Transportation@utc.wa.gov


AUTO TRANSPORTATION AUTHORITY APPLICATION

Type of Passenger Transportation Authority Requested (check one box)	Fee Required
<input type="checkbox"/> <u>New Certificate</u> (auto transportation company certificates include statewide charter and excursion carrier service if marked below). Complete sections 1-8 and Attachment A. Submit a proposed tariff and time schedule. Do you plan on providing charter/excursion service? <input type="checkbox"/> Yes <input type="checkbox"/> No If yes, complete Attachment F.	\$200.00
<input checked="" type="checkbox"/> <u>Extension of existing Auto Transportation Certificate C- <u>64605</u></u> Complete sections 1-8. Submit a proposed tariff and time schedule.	\$150.00
<input type="checkbox"/> <u>Transfer or Lease Auto Transportation Authority</u> – Complete sections 1-8 and Attachments C & G. Transferring all of Certificate C- _____ Transferring a portion of Certificate C- _____	\$200.00
NOTE: A closing annual report must be submitted by the current company before the transfer will be finalized.	
<input type="checkbox"/> <u>Temporary Auto Transportation Authority</u> - New temporary authority or temporary to operate pending a Commission decision on a parallel filed permanent application. Complete sections 1-8 and Attachment B.	\$150.00
<input type="checkbox"/> <u>Mortgage of Certificate</u> – Complete section 1 and Attachment E.	\$35.00
<input type="checkbox"/> <u>Name Change</u> – Change in corporate name, change in trade name; adding or deleting a trade name; or change the surname of an individual owner or partner. Complete section 1 and Attachment D.	\$35.00
<input type="checkbox"/> <u>Reinstatement of Cancelled Certificate</u> – Complete sections 1, 2 and 8.	\$200.00

FOR OFFICIAL USE ONLY

Date Filed <u>2/19/16</u>	Insurance	ID#	Docket #:
LS Staff Assigned <u>[Signature]</u>	Safety Inspection	Map	Tariff/ Time Schedule
DOL/SOS		Receipt ID	Cert Issued
			111-0268
111-0268-232-02 <u>1150-</u>	111-0268-232-01	111-0268-230-02	111-0268-230-01

WASHINGTON



UTILITIES AND TRANSPORTATION COMMISSION

BML Investments LLC

1300 S. Evergreen Park Dr. SW
P.O. Box 47250
Olympia, WA 98504-7250
Phone: 360-664-1222
Fax: 360-586-1181
TTY: 360-586-8203
or
1-800-416-5289
E-mail: Transportation@utc.wa.gov

AUTO TRANSPORTATION AUTHORITY APPLICATION

Type of Passenger Transportation Authority Requested (check one box)	Fee Required
<input type="checkbox"/> <u>New Certificate</u> (auto transportation company certificates include statewide charter and excursion carrier service if marked below). Complete sections 1-8 and Attachment A. Submit a proposed tariff and time schedule. Do you plan on providing charter/excursion service? <input type="checkbox"/> Yes <input type="checkbox"/> No If yes, complete Attachment F.	\$200.00
<input checked="" type="checkbox"/> <u>Extension of existing Auto Transportation Certificate C- 64605</u> Complete sections 1-8. Submit a proposed tariff and time schedule.	\$150.00
<input type="checkbox"/> <u>Transfer or Lease Auto Transportation Authority</u> – Complete sections 1-8 and Attachments C & G. Transferring all of Certificate C- _____ Transferring a portion of Certificate C- _____	\$200.00
NOTE: A closing annual report must be submitted by the current company before the transfer will be finalized.	
<input type="checkbox"/> <u>Temporary Auto Transportation Authority</u> - New temporary authority or temporary to operate pending a Commission decision on a parallel filed permanent application. Complete sections 1-8 and Attachment B.	\$150.00
<input type="checkbox"/> <u>Mortgage of Certificate</u> – Complete section 1 and Attachment E.	\$35.00
<input type="checkbox"/> <u>Name Change</u> – Change in corporate name, change in trade name; adding or deleting a trade name; or change the surname of an individual owner or partner. Complete section 1 and Attachment D.	\$35.00
<input type="checkbox"/> <u>Reinstatement of Cancelled Certificate</u> – Complete sections 1, 2 and 8.	\$200.00

FOR OFFICIAL USE ONLY

Date Filed	Insurance	ID# <u>V203036</u>	Docket #:
LS Staff Assigned	Safety Inspection	Map	Tariff/ Time Schedule
DOL/SOS	Receipt ID		Cert Issued
111-0268-232-02 \$ <u>150.00</u>	111-0268-232-01	111-0268-230-02	111-0268
			111-0268-230-01

057715



SECTION 1 - APPLICANT INFORMATION

Legal Name of Applicant: ~~Jason Wyles~~ BML Investments LLC

Trade Name(s) (if applicable): DBA Wenatchee Valley Shuttle

Phone #: 509-293-5773 Fax #: 509-293-5773 E-mail: jason@wenatcheevalleyshuttle.c

Physical Address:	Mailing Address (if different from physical):
Street: 400 S. Wenatchee Ave	Street: P.O. Box 1725
City: Wenatchee	City: Wenatchee
State/Zip: WA 98801	State/Zip: WA 98807

Unified Business Identifier Number (UBI): _____ If you do not know your UBI number or need to request one, contact Business Licensing Services at 1-800-451-7985.

Type of Business Structure: Individual Partnership Corporation Other (LP, LLP, LLC)

If other than individual, list the name, title, and percentage of partner's share or stock distribution for major stockholders or members:

Name	Title	Stock Distribution or % of Shares
Byron Lott	CFC	50%
Monique Lott	CEC	50%

USDOT number 2270573 If you do not have a USDOT number, you can go online to www.fmcsa.dot.gov/online-registration to apply or call 360-596-3810 for assistance.

Labor & Industries #: _____ Employment Security Department #: _____

SECTION 2 - COMPANY INFORMATION

Provide the following documents with your application:

- A map of the proposed line, route, or service territory that meets the standards described in WAC 480-30-051
- Support statements for proposed service authority

What type of service do you plan on providing: door-to-door services and/or scheduled service?

- Door-to-door service - Service provided between locations identified by the passengers and points specifically named by the company in its filed tariff and time schedule. Door-to-door service requires a time schedule in compliance with WAC 480-30-281(2)(c) and may be restricted to "by reservation only"; and/or,
- Scheduled service - Service provided between locations specifically named by the company (e.g., the X Hotel at 4th and Main) and points specifically named by the company in its filed tariff and time schedule. Scheduled service requires the company to file a time schedule in compliance with WAC 480-30-281 (2)(b) and may be restricted to "by reservation only."

Added pick up at Pangborn Memorial Airport on existing Wenatchee to Sea-Tac route
Describe the proposed type of service (see WAC 480-30-096) including the line, route or service territory described in terms such as streets, avenues, roads, highways, townships, ranges, cities, towns, counties or other geographic description:

Leave Wenatchee, cross George Sellar Bridge. Left on Grant Road to Pangborn Memorial Airport; pick up, take Grant Road, right on Eastmont Avenue, cross Odabashian Bridge, WA-28 to Peshastin, WA, pick up, US-97 to Cle Elum, I-90 W to North Bend exit 31, pick up, continue I-90 W to Bellevue, pick up, continue I-90 W, take exit to 405-S, then WA-518 W to Sea-Tac Airport; drop off departures level. Pick up ^{return back to Wenatchee} ~~departures level~~

State the conditions that demonstrate this proposed service is for the public convenience and necessity:
We are central Washington's only consistent scheduled airport service. We have served Wenatchee to Sea-Tac Airport the last four years. An added pick up at Pangborn Memorial Airport provides additional options for passengers traveling to Sea-Tac Airport.

State the applicant's prior experience and familiarity with the statutes and rules that govern operations it proposes: We have been operating and learning the UTC rules and regulations for the past four years as we have ran Wenatchee Valley Shuttle. Prior to this operation, we ran three semi trucks over the road and became familiar with state rules, maintenance, safety, etc.

Do other auto transportation companies currently provide service between any of the points or along any portion of the route you propose to serve? No Yes If yes, list the names and addresses of companies:

Do you currently hold, or have you ever held, an auto transportation certificate?

No Yes If yes, please indicate your certificate number C- 64605

Have you ever applied for and been denied an auto transportation certificate?

No Yes If yes, please explain _____

Have you ever been cited for violation of state laws or commission rules?

No Yes If yes, please explain When we first started our business we were unaware that we needed medical cards when operating vehicles with less than 14 passengers. We made the correction ASAP.

SECTION 3 – TARIFF AND TIME SCHEDULE

If this application is for temporary authority, a new certificate, or extension of existing certificated authority, you must include a proposed tariff and time schedule that is in compliance with WAC 480-30-256 through WAC 480-30-436.

Or are you applying for fare flexibility as described in WAC 480-30-420? Yes or No
If yes, complete Attachment H to show your proposed base rate and maximum rate.

If this application is a transfer or a lease of authority from an existing certificated company, you must either file a new tariff and time schedule at the same rate levels as on file, or, you must adopt the current certificate holder's tariff and time schedule. To file a new tariff, use the standard tariff format attached to this application or an approved alternate format. Indicate which option you will use:

Adopt or File new tariff

Forbearance from the rate regulation for recreational activities
Describe the proposed type of service (see WAC 480-30-096) including the line, route or service territory described in terms such as streets, avenues, roads, highways, townships, ranges, cities, towns, counties or other geographic description:

Wenatchee Valley Shuttle seeks to provide transportation for recreational and leisure purposes only to and from festivals, concerts and special events within the state of Washington. Wenatchee Valley Shuttle will only run on days of the actual festivals, concerts and special events and will only sell roundtrip tickets.

State the conditions that demonstrate this proposed service is for the public convenience and necessity:

Transportation by Wenatchee Valley Shuttle to festivals, concerts and special events is purely for the enjoyment and safety of all. We request this forbearance to provide auto transportation services to festivals, concerts and special events within the state of Washington and return to origin.

State the applicant's prior experience and familiarity with the statutes and rules that govern operations it proposes:

We have been operating and learning the UTC rules and regulations for the past four years as we have ran Wenatchee Valley Shuttle. Prior to this operation we ran three semi trucks over the road and became familiar with state rules, maintenance, safety, etc.

Do other auto transportation companies currently provide service between any of the points or along any portion of the route you propose to serve? No Yes If yes, list the names and addresses of companies:

Do you currently hold, or have you ever held, an auto transportation certificate?

No Yes If yes, please indicate your certificate number C- 64605

Have you ever applied for and been denied an auto transportation certificate?

No Yes If yes, please explain _____

Have you ever been cited for violation of state laws or commission rules?

No Yes If yes, please explain When we first started our business we were unaware that we needed medical cards when operating vehicles with less than 14 passengers. We made the correction ASAP.

SECTION 3 – TARIFF AND TIME SCHEDULE

If this application is for temporary authority, a new certificate, or extension of existing certificated authority, you must include a proposed tariff and time schedule that is in compliance with WAC 480-30-256 through WAC 480-30-436.

Or are you applying for fare flexibility as described in WAC 480-30-420? Yes or No

If yes, complete Attachment H to show your proposed base rate and maximum rate.

If this application is a transfer or a lease of authority from an existing certificated company, you must either file a new tariff and time schedule at the same rate levels as on file, or, you must adopt the current certificate holder's tariff and time schedule. To file a new tariff, use the standard tariff format attached to this application or an approved alternate format. Indicate which option you will use:

Adopt or File new tariff

Wenatchee to Spokane proposed route

Describe the proposed type of service (see WAC 480-30-096) including the line, route or service territory described in terms such as streets, avenues, roads, highways, townships, ranges, cities, towns, counties or other geographic description:

Leave Wenatchee, cross George Sellar Bridge, left on Grant Road to Pangborn Memorial Airport, pick up, take Grant Road to WA-28 to Quincy, WA., pick up, continue on WA-28 to Ephrata, WA. pick up, continue on WA-28 then onto WA-282 and WA-17 to Moses Lake, WA, pick up/drop off, continue on WA-17 merge onto I-90 E toward Spokane, Exit 220 Ritzville, drop off, then back onto I-90 E, Exit 276 Spokane Airport, drop off, then back onto I-90 E, Exit 281 to Spokane Intermodal Center, drop-off. Follow same route

State the conditions that demonstrate this proposed service is for the public convenience and necessity:

We are central Washington's only consistent scheduled airport service. We have served Wenatchee to Sea-Tac Airport the last five years. This additional service would allow us to serve Spokane Airport as well as passengers having the option for same day travel to Moses Lake, Ritzville and Spokane to see family & friends, shop and go to appointments. Also connect to buses in Spokane

State the applicant's prior experience and familiarity with the statutes and rules that govern operations it proposes:

We have been operating and learning the WTC. rules and regulations for the past four years as we have ran Wenatchee Valley Shuttle Prior to this operation we ran three semi-trucks over the road and became familiar with state rules, maintenance, safety, etc.

Do other auto transportation companies currently provide service between any of the points or along any portion of the route you propose to serve? No Yes If yes, list the names and addresses of companies:

Northwestern Trailways 4101 S. Ben Franklin Line Spokane, WA. 99224

Do you currently hold, or have you ever held, an auto transportation certificate?

No Yes If yes, please indicate your certificate number C- 64605

Have you ever applied for and been denied an auto transportation certificate?

No Yes If yes, please explain

Have you ever been cited for violation of state laws or commission rules?

No Yes If yes, please explain When we first started our business we were unaware that we needed medical cards when operating vehicles with less than 14 passengers. We made the correction ASAP.

SECTION 3 - TARIFF AND TIME SCHEDULE

If this application is for temporary authority, a new certificate, or extension of existing certificated authority, you must include a proposed tariff and time schedule that is in compliance with WAC 480-30-256 through WAC 480-30-436.

Or are you applying for fare flexibility as described in WAC 480-30-420? Yes or No

If yes, complete Attachment H to show your proposed base rate and maximum rate.

If this application is a transfer or a lease of authority from an existing certificated company, you must either file a new tariff and time schedule at the same rate levels as on file, or, you must adopt the current certificate holder's tariff and time schedule. To file a new tariff, use the standard tariff format attached to this application or an approved alternate format. Indicate which option you will use:

Adopt or File new tariff

SECTION 4 – HEARING INFORMATION

If the Commission assigns this application for a formal hearing, estimate the number of witnesses you will present and the amount of time you will need for your presentation.

Number of witnesses: <u>3</u>	Amount of time: <u>10 minutes</u>
Will an attorney be representing you? If yes, complete the following:	
Attorney's name:	Attorney's phone number:
Attorney's address: Street	Fax number:
City, State, Zip	E-mail address

SECTION 5 – FINANCIAL STATEMENT

ASSETS		LIABILITIES	
Cash in Bank	\$ <u>36,600</u>	Salaries/Wages Payable	\$ <u>8,100</u>
Notes Receivable	\$ <u>0</u>	Accounts Payable	\$ <u>2,399</u>
Accounts Receivable	\$ <u>9,255</u>	Notes Payable	\$ <u>1,187</u>
Investments	\$ <u>0</u>	Mortgages Payable	\$ <u>0</u>
Other Current Assets	\$ <u>7,008</u>	Contracts and Bonds Payable	\$ <u>0</u>
Prepaid Expenses	\$ <u>0</u>	TOTAL LIABILITIES	\$ <u>11,686</u>
Land and Buildings	\$ <u>0</u>	NET WORTH	
Trucks and Trailers	\$ <u>69,325</u>	Preferred Stock	\$ <u>0</u>
Office Furniture	\$ <u>28,720</u>	Common Stock	\$ <u>0</u>
Other Equipment	\$ <u>0</u>	Retained Earnings	\$ <u>55,711</u>
Other Assets	\$ <u>0</u>	Capital	\$ <u>0</u>
TOTAL ASSETS	\$ <u>150,908</u>	TOTAL LIABILITIES AND NET WORTH	\$ <u>67,397</u>

In addition: the application must include the following: (see WAC 480-30-096)

- Ridership and Revenue forecasts for the first twelve months of operation.
- A pro forma balance sheet and income statement for the first twelve months of operation.

SECTION 6 – EQUIPMENT LIST

Describe the equipment that will be used (attach additional sheet if necessary). Vehicles must pass inspection and be issued a valid Commercial Vehicle Safety Alliance inspection decal for each motor vehicle before your application may be granted.

Year	Make	License Number	Vehicle ID number	Seating Capacity
<u>2003</u>	<u>Ford E-450</u>	<u>AML2200</u>	<u>1FDXE45593HB33391</u>	<u>29</u>
<u>2008</u>	<u>Ford Econoline</u>	<u>C66528D</u>	<u>1FB5S31L88DA83893</u>	<u>14</u>
<u>2009</u>	<u>Ford Econoline</u>	<u>AGF7648</u>	<u>1FB5S31L99DA72077</u>	<u>14</u>
<u>2009</u>	<u>Ford Econoline</u>	<u>AV20787</u>	<u>1FB5S31LX9DA20800</u>	<u>14</u>
<u>2010</u>	<u>Chevy Express</u>	<u>B52221T</u>	<u>1GA2GZD2A1118507</u>	<u>14</u>

SECTION 7 – SAFETY AND OPERATIONS

In each of the categories shown below, list the person and position responsible for understanding and complying with the Federal Motor Carrier Safety Regulations (FMCSR) and Washington State laws and rules. Please refer to the WAC rules, fact sheets, and publication "Your Guide to Achieving a Satisfactory Safety Rating" for assistance with requirements.

SAFETY RESPONSIBILITIES

COMMERCIAL DRIVER'S LICENSE (CDL) STANDARDS REQUIREMENTS AND PENALTIES (Title 49, Code of Federal Regulations Part 383) Any driver who operates a vehicle that meets the definition of a commercial motor vehicle must have a valid CDL.

Name: Byron Lott Position: CEO

DRIVER QUALIFICATION REQUIREMENTS (Title 49, Code of Federal Regulations Part 391) Driver's must meet minimum qualification requirements and each company must maintain driver qualification files for each driver.

Name: Byron/Monique Lott Position: CEO/CEO

DRIVERS HOURS OF SERVICE (Title 49, Code of Federal Regulations Part 395) Drivers must maintain logs and each company must maintain true and accurate hours of service records for each driver.

Name: Monique Lott Position: CEO

CONTROLLED SUBSTANCE AND ALCOHOL USE AND TESTING (Title 49, Code of Federal Regulations Part 382) All persons who drive commercial vehicles requiring a CDL must be in a Controlled Substance and Alcohol Use and Testing program that is in compliance with FMCSR in Title 49, Code of Federal Regulations Part 382 and Title 49, Code of Federal Regulations Part 40. Each company will have in place a system for complying with FMCSR governing alcohol use and controlled substances testing requirements (Title 49 Code of Federal Regulations Part 382 and Title 49 Code of Federal Regulations Part 40).

Name: Monique Lott Position: CEO

INSPECTION, REPAIR AND MAINTENANCE (Title 49, Code of Federal Regulations Part 396) Every motor carrier shall systematically inspect, repair, and maintain all motor vehicles subject to its control.

Name: Jason Wyles Position: Manager

SAFETY REGULATIONS, GENERAL (Title 49, Code of Federal Regulations Part 390)

Name: Monique Lott/Jason Wyles Position: CEO/Manager

DRIVING OF COMMERCIAL MOTOR VEHICLES (Title 49, Code of Federal Regulations Part 392)

Name: Monique Lott Position: CEO

PARTS AND ACCESSORIES NECESSARY FOR SAFE OPERATION (Title 49, Code of Federal Regulations Part 393)

Name: Jason Wyles Position: Manager

OPERATIONAL RESPONSIBILITIES

TARIFFS, TIME SCHEDULES, RATES AND RATE FILINGS (WAC 480-30-251 through WAC 480-30-436) Companies must file a tariff showing all rates it will impose on its customers, together with rules that govern how rates will be assessed. Companies must also file a time schedule. Charter and excursion only carriers are not required to file tariffs and time schedules per WAC 480-30-251.

Name: Byron/Monique Lott/Jason Wyles Position: CEO/CEO/Manager

ANNUAL REPORTS AND REGULATORY FEES (WAC 480-30-066 through WAC 480-30-081) Auto Transportation companies must file an annual report of its financial and operational activity and pay regulatory fees by May 1 of each year. Charter and excursion carriers must file an annual safety report by May 1; and pay regulatory fees by December 31 of each year.

Name: Byron/Monique Lott Position: CEO/CEO

CUSTOMER SERVICE Person responsible for customer service complaints, and customer notice requirements.

Name: Monique Lott/Jason Wyles Position: CEO/Manager

STATE OF WASHINGTON GENERAL LAWS, RULES AND REGULATIONS Individuals and companies doing business in the state of Washington must comply with the regulations of local, state, and federal agencies such as, but not limited to: Department of Labor and Industries (industrial insurance, safety, prevailing wage); Department of Licensing (vehicle and drivers licenses, business licensing, fuel permits, fuel tax); Secretary of State (corporate registrations); Department of Revenue and Internal Revenue Service (taxes); and Employment Security.

Name: Monique Lott Position: CEO


SECTION 8 – DECLARATION OF APPLICANT

I understand that filing this application **does not** authorize me to start operations requested or in the territory described until the commission grants the application and issues a certificate.

I understand the responsibilities of a passenger transportation company, and I am in compliance with all local, state, and federal regulations governing business in the state of Washington.

I certify under penalty for false statement, that the information contained in this application is true and correct, and that I am authorized to execute and file this document on behalf of the applicant.

Printed name: Jason Wyles Title: Manager

Signature: 

Date: 2-11-16 County, State Chelan, WA

WASHINGTON



UTILITIES AND TRANSPORTATION COMMISSION

ATTACHMENT A

AUTO TRANSPORTATION CERTIFICATE SUPPORT STATEMENT

Auto Transportation certificate applications must include more than one signed and sworn support statements from independent members of the public who need service or a statement by a representative of a city, county or regional transportation planning organization.

Applicant Name: Wenatchee Valley Shuttle

Customer Sworn Statement Relating to the need for service:

Customer Name: Heather Beam
Address: 167 S. Kent Place E. Wenatchee, WA, 98802
Phone Number: 509-674-8408 Fax Number: 509-662-2963 Email: heather@herring-realestate.com

Describe the need for the requested service:


I travel to Spokane 2-3 times a month so with our seasons of bad roads having a shuttle for me is a wonderful option. In addition to frequently using the service to Spokane I will also use it to and from Moses Lake.

If there is an existing company providing this service in the territory, please indicate the existing company's name (if applicable) Northwest Trailways

Explain why the current company is not providing adequate service: I have never used their service due to their departure and arrival times from Wenatchee do not give me the option of a same day round trip to Spokane. I look forward to being able to depart Wenatchee early in the morning to have a full day in Spokane for shopping and appointments.

I certify or declare under penalty of perjury under the laws of the state of Washington that the information contained in this statement is true and correct.

Heather Beam [Signature] 2-16-16 Douglas WA
Print Name Signature Date, County, State



ATTACHMENT A

AUTO TRANSPORTATION CERTIFICATE SUPPORT STATEMENT

Auto Transportation certificate applications must include more than one signed and sworn support statements from independent members of the public who need service or a statement by a representative of a city, county or regional transportation planning organization.

Applicant Name: Wenatchee Valley Shuttle

Customer Sworn Statement Relating to the need for service:

Customer Name: Heather Beam

Address: 167 S. Kent Place, E. Wenatchee, WA 98802

Phone Number: 509-679-8408 Fax Number: 509-662-2923 Email: heather@herring-realestate.com

Describe the need for the requested service:

I am excited to hear about this reasonable service because I am going to be travelling more & its always pleasant to have options.

If there is an existing company providing this service in the territory, please indicate the existing company's name (if applicable) No ground service airport to airport.

Explain why the current company is not providing adequate service: VIA. Besides flying Pangborn to Seatac there is no other existing option.

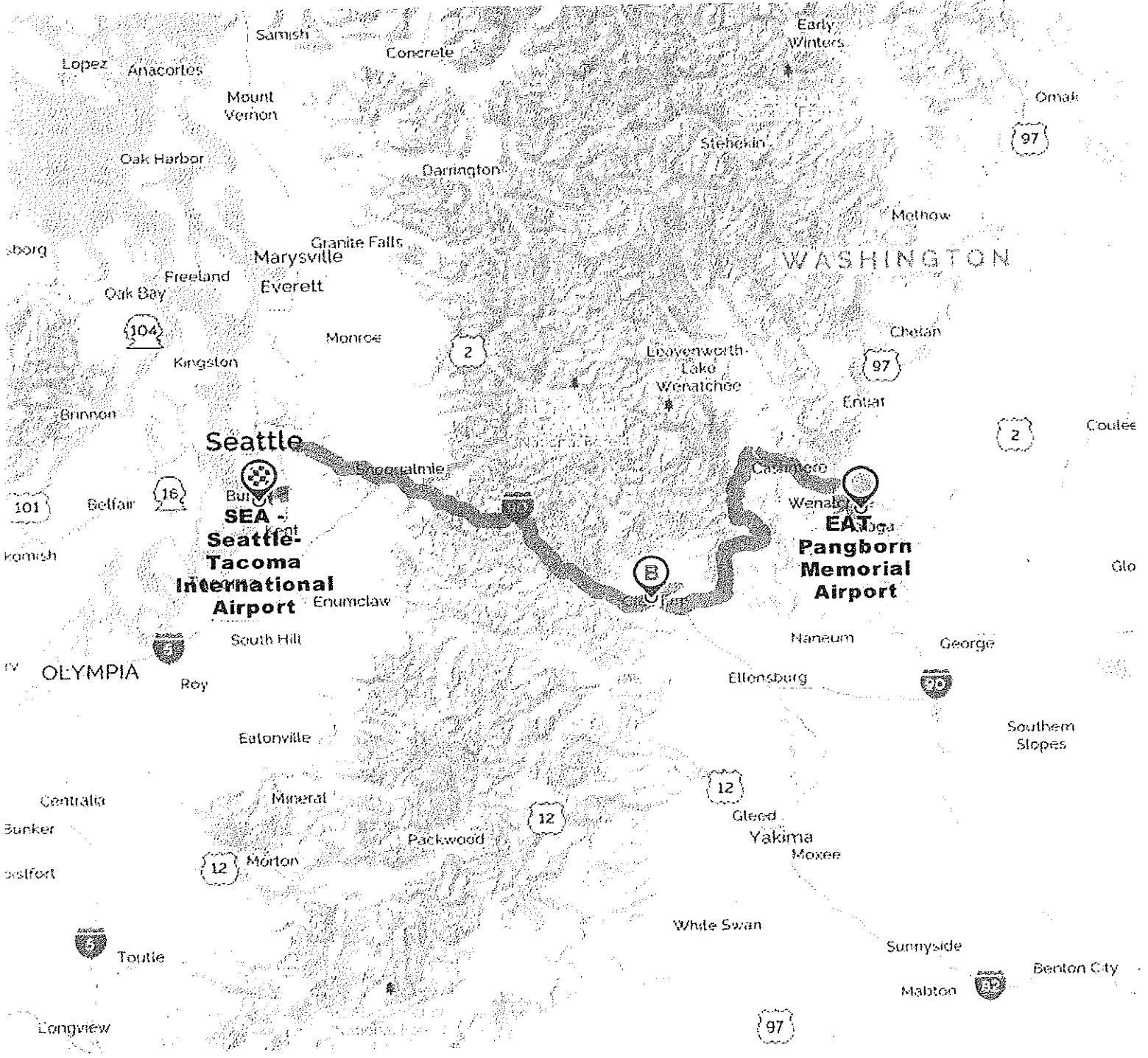
I certify or declare under penalty of perjury under the laws of the state of Washington that the information contained in this statement is true and correct.

Heather Beam
Print Name

[Signature]
Signature

2-16-16 Douglas, WA
Date, County, State

Use of directions and maps is subject to our Terms of Use. We don't guarantee accuracy, route conditions or usability. You assume all risk of use.



YOUR TRIP TO:



SEA - Seattle-Tacoma International Airport

2 HR 58 MIN | 160.7 MI

Trip time based on traffic conditions as of 2:18 PM on February 15, 2016. Current Traffic: Moderate



EAT - Pangborn Memorial Airport



1. Start out going **northeast** on Pangborn Rd toward Airport Way.

Then 0.08 miles

0.08 total miles



2. Enter next roundabout and take the 3rd exit onto Grant Rd.

Then 3.87 miles

3.95 total miles



3. Turn **right** onto Stevens St/WA-285.

If you reach WA-28 you've gone about 0.3 miles too far.

Then 0.15 miles

4.10 total miles



4. Stay **straight** to go onto WA-28.

Then 4.23 miles

8.32 total miles



5. Turn **left** onto US-97 S/US-2 W.

US-97 S is 0.2 miles past 35th St NW.

If you reach 38th St NW you've gone about 0.2 miles too far.

Then 1.80 miles

10.13 total miles



6. Merge onto US-97 S/US-2 W toward Ellensburg/Seattle.

Then 14.21 miles

24.33 total miles



7. Take the **US-2 E/US-97 N** ramp toward Wenatchee/Chelan.

Then 0.24 miles

24.58 total miles



8. Turn **left** onto US-97 S/US Highway 97. Continue to follow US-97 S.

Then 35.29 miles

59.87 total miles



9. Stay **straight** to go onto WA-970/Highway 970.

Then 9.80 miles

69.67 total miles



10. Stay **straight** to go onto WA-970.

Then 1.94 miles

71.61 total miles



11. Welcome to CLE ELUM, WA.

Your destination is just past N Wright Ave.

If you reach N Pennsylvania Ave you've gone a little too far.



Cle Elum, WA

This leg: 71.61 miles

Start of next leg of route



12. Start out going west on E 1st St/WA-970 toward N Pennsylvania Ave.

Continue to follow E 1st St.

Then 1.27 miles

72.88 total miles



13. Stay straight to go onto I-90 W.

Then 72.88 miles

145.76 total miles



14. Merge via EXIT 10 toward Seattle.

Then 11.19 miles

156.95 total miles



15. Take I-405 S toward Seattle.

Then 0.39 miles

157.33 total miles



16. Stay straight to go onto WA-518 W.

Then 0.96 miles

158.30 total miles



17. Take the exit toward Sea-Tac Airport.

Then 0.84 miles

159.14 total miles



18. Merge onto Airport Expy.

Then 0.83 miles

159.97 total miles



19. Turn slight right onto Departures Dr.

Then 0.71 miles

160.68 total miles



20. Turn slight left toward Parking.

Then 0.00 miles

160.68 total miles



21. 17801 INTERNATIONAL BLVD.

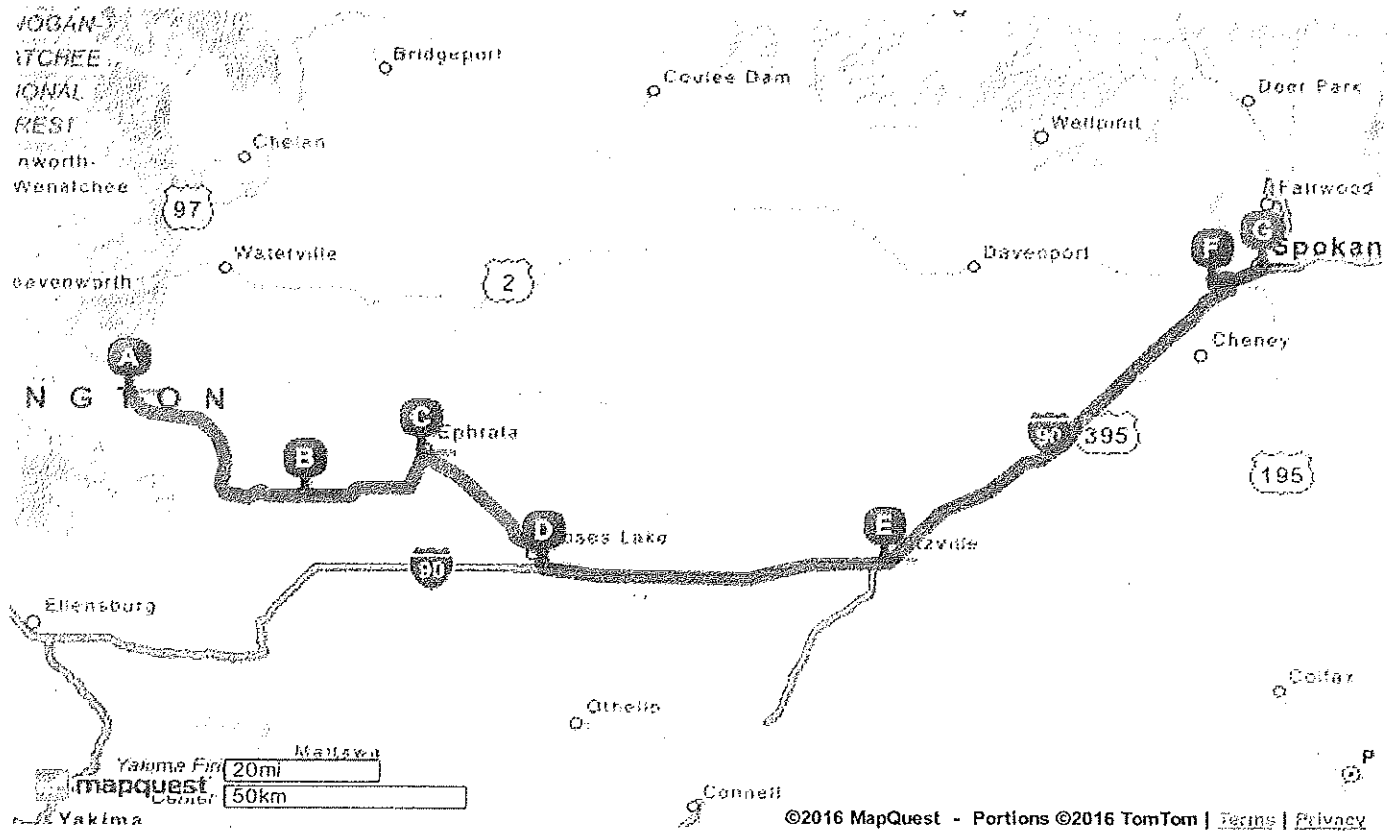


SEA - Seattle-Tacoma International Airport

This leg: 89.07 miles

2/11/2016 Driving Directions from Amtrak-WEN in Wenatchee, Washington 98801 to Spokane Intermodal Center in Spokane, Washington 99201 | MapQuest

Total Travel Estimate: 178.06 miles - about 3 hours 11 minutes



©2016 MapQuest, Inc. Use of directions and maps is subject to the MapQuest Terms of Use. We make no guarantee of the accuracy of their content, road conditions or route usability. You assume all risk of use. [View Terms of Use](#)



Trip to:
Spokane Intermodal Center
221 W 1st Ave
Spokane, WA 99201
178.06 miles / 3 hours 11 minutes

Notes

- A Wenatchee, WA
- B Quincy, WA
- C Ephrata, WA
- D Moses Lake, WA
- E Ritzville, WA
- F Spokane Airport
- G Spokane, WA



Amtrak-WEN
301 S Columbia St, Wenatchee, WA 98801
(800) 872-7245

Download
Free App



1. Start out going northwest on S Columbia St toward Kittitas St. [Map](#) 0.01 Mi



2. Take the 1st left onto Kittitas St. [Map](#) 0.07 Mi



3. Take the 1st left onto S Wenatchee Ave / US-2 Bus E. [Map](#) 0.9 Mi



4. Merge onto WA-285 / Stevens St. [Map](#) 0.9 Mi



5. Stay straight to go onto Quincy Hwy S / WA-28. Continue to follow WA-28. [Map](#) 29.3 Mi



6. 106 F ST SW is on the right. [Map](#)

A to B Travel Estimate: 31.19 mi - about 35 minutes



106 F St SW, Quincy, WA 98848-1243



1. Start out going east on F St SW / WA-28 toward 1st Ave SW. Continue to follow WA-28. [Map](#) 12.4 Mi



2. Turn left onto Highway 28 W / WA-28 / WA-283. Continue to follow WA-28 / WA-283. [Map](#) 4.5 Mi



3. 1306 BASIN ST SW is on the right. [Map](#)

B to C Travel Estimate: 16.90 mi - about 18 minutes



Burger King
1306 Basin St SW, Ephrata, WA 98823
(509) 754-1978









1. Start out going northeast on Basin St SW / WA-28 / WA-283 toward 13th Ave SW. [Map](#) 0.07 Mi




2. Take the 1st right onto State Highway 282 / WA-282. Continue to follow WA-282. [Map](#) 4.9 Mi










3. Stay straight to go onto WA-17. [Map](#) 15.8 Mi

2/11/2016 Driving Directions from Amtrak-WEN in Wenatchee, Washington 98801 to Spokane Intermodal Center in Spokane, Washington 99201 | MapQuest


-   0.8 Mi
-   4. Turn left onto State Highway 17 N / WA-17. [Map](#) 0.10 Mi
-  5. Take the 2nd right onto Kittleson Rd NE. [Map](#) 0.10 Mi
-  6. 1725 KITTLESON RD is on the left. [Map](#)









C to D Travel Estimate: 21.70 mi - about 24 minutes

 **MOSES LAKE CONOCO**
 1725 KITTLESON RD, MOSES LAKE, WA 98837
 (509) 771-2681

-  1. Start out going east on Kittleson Rd NE. [Map](#) 0.05 Mi
-   2. Turn right onto State Highway 17 N / WA-17. [Map](#) 0.3 Mi
-   3. Merge onto I-90 E toward Spokane. [Map](#) 41.8 Mi
-  4. Take the WA-261 S exit, EXIT 221, toward Ritzville / Washtucna. [Map](#) 0.3 Mi
-   5. Turn right onto N Highway 261 / WA-261. [Map](#) 0.07 Mi
-  6. 1373 WA HIGHWAY 261. [Map](#)


D to E Travel Estimate: 42.53 mi - about 41 minutes


 **Love's Travel Stop**
 1373 Wa Highway 261, Ritzville, WA 99169
 (509) 659-4423

-  1. Start out going north on N Highway 261 / WA-261 toward E Weber Rd. [Map](#) 0.07 Mi
-  2. Take the 1st right onto E Weber Rd. [Map](#) 0.1 Mi
-   3. Merge onto I-90 E / US-395 N. [Map](#) 54.0 Mi
-  4. Take the Grove Road exit, EXIT 276, toward Geiger Blvd. [Map](#) 0.4 Mi
-  5. Turn left onto S Grove Rd. [Map](#) 0.4 Mi
-  6. S Grove Rd becomes W Flightline Blvd. [Map](#) 0.4 Mi
-  7. Turn right onto S Spotted Rd. [Map](#) 0.9 Mi


2/11/2016 Driving Directions from Amtrak-WEN in Wenatchee, Washington 98801 to Spokane Intermodal Center in Spokane, Washington 99201 | MapQuest


 8. Turn left onto W Airport Dr. [Map](#) 1.6 Mi



 9. Turn slight right to stay on W Airport Dr. [Map](#) 0.3 Mi



 10. 9000 W AIRPORT DR. [Map](#)



E to F Travel Estimate: 58.20 mi - about 59 minutes

 **Spokane International Airport (GEG)**
9000 W Airport Dr, Spokane, WA 99224
(509) 455-6455

 1. Start out going north on W Airport Dr toward S Flint Rd. [Map](#) 1.8 Mi

  2. Merge onto US-2 E toward Spokane / I-90. [Map](#) 1.4 Mi

  3. Merge onto I-90 E / US-2 E / US-395 N toward Spokane. [Map](#) 3.7 Mi


  4. Merge onto S Division St / US-2 E via EXIT 281 toward Newport / Colville. [Map](#) 0.6 Mi

 5. Turn left onto W Sprague Ave. [Map](#) 0.2 Mi

 6. Take the 2nd left onto W 1st Ave. [Map](#) 0.02 Mi

 7. 221 W 1ST AVE is on the left. [Map](#)

F to G Travel Estimate: 7.55 mi - about 11 minutes

 **Spokane Intermodal Center**
221 W 1st Ave, Spokane, WA 99201

3:24 PM
02/09/16
Accrual Basis

Wenatchee Valley Shuttle
Profit & Loss
August 2015 through January 2016

	Aug '15 - Jan 16
Ordinary Income/Expense	
Income	
Gross Trucking Income	
Charter's	1,503.91
Seatac Shuttle	278,269.71
Gross Trucking Income - Other	23,288.11
Total Gross Trucking Income	303,061.73
Total Income	303,061.73
Cost of Goods Sold	
Fuel for Hired Vehicles	28,969.19
Monique Paige product	1,041.01
Total COGS	30,010.20
Gross Profit	273,051.53
Expense	
Advertising and Promotion	969.33
Automobile Expense	486.90
Bank Service Charges	193.13
Business Licenses and Permits	78.80
Charitable Contributions	2,000.00
Dues/Membership/Subscriptions	481.85
Equipment Rental	119.24
Hotel Reimbursement	761.67
Insurance Expense	4,801.64
Licenses	
Vehicle License	119.50
Licenses - Other	3.50
Total Licenses	123.00
Meals and Entertainment	1,536.89
Miscellaneous Expense	505.00
Office	
Office Remodeling	1,252.56
Office Supplies	8,257.69
Office - Other	58.89
Total Office	9,569.14
Payroll Expenses	77,028.42
Professional Fees	9,127.39
Rent Expense	
Port of Seattle	1,020.80
Rent Expense - Other	27,310.08
Total Rent Expense	28,330.88
Repairs and Maintenance	
0 GMC Denali	
Fuel	28.01
Tires	108.20
Total 0 GMC Denali	136.21
1 Van	
Fuel	1,471.00
Oil Change	542.62
1 Van - Other	1,385.99
Total 1 Van	3,399.61
2 Van	
Fuel	116.65
Oil change	184.28
Tires	314.52
2 Van - Other	259.95
Total 2 Van	875.40

3:24 PM
02/09/16
Accrual Basis

Wenatchee Valley Shuttle
Profit & Loss
August 2015 through January 2016

	Aug '15 - Jan 16
3 Bus	
Tires	113.61
3 Bus - Other	2,847.73
Total 3 Bus	2,961.34
4 Van	
Fuel	4,363.14
Oil change	160.39
4 Van - Other	5,286.39
Total 4 Van	9,809.92
5 Van	
Fuel	1,931.68
Oil change	95.27
Tires	885.16
5 Van - Other	1,087.84
Total 5 Van	3,999.95
6 Van	
Fuel	1,068.60
Oil change	241.17
Tires	982.20
6 Van - Other	3,459.90
Total 6 Van	5,751.87
Carwash	228.00
OIL CHANGE	47.91
Repairs and Maintenance - Other	9,578.28
Total Repairs and Maintenance	36,788.49
Small Tools and Equipment	321.60
Supplies	12.89
Taxes	
Excise Tax	6,820.53
Property tax	3,710.52
Total Taxes	10,531.05
Travel Expense	2,276.99
Uniforms	1,480.44
Utilities	
Computer and Internet Expenses	1,425.24
Garbage	466.65
Power	1,301.09
Telephone Expense	4,951.49
Water, Sewer	644.05
Utilities - Other	774.62
Total Utilities	9,563.14
Total Expense	197,087.88
Net Ordinary Income	75,963.65
Other Income/Expense	
Other Expense	
Ask My Accountant	7,500.00
Total Other Expense	7,500.00
Net Other Income	-7,500.00
Net Income	68,463.65

Ridership and Revenue Forecast:**Pangborn Memorial Airport to Sea-Tac Airport:**

For the first two months of service we estimate 28 passengers per month to use the shuttle.
For the third and fourth months of service we estimate 42 passengers per month to use the shuttle.
For the fifth through twelfth months of service we estimate 56 passengers per month to use the shuttle.
If 588 passengers ride per year X \$50 per person average fare, total revenue would be \$23,520 per year.

Summary:

For the first 12 months we estimate 588 riders.
For the first 12 months we estimate \$23,520 in revenue.

Wenatchee to Spokane, intermediate pick ups/drop offs Quincy/Ephrata/Moses Lake Ritzville:

For the first two months of service we estimate 56 passengers per month to use the shuttle.
For the third and fourth months of service we estimate 84 passengers per month to use the shuttle.
For the fifth through twelfth months of service we estimate 112 passengers per month to use the shuttle.

If 1176 passengers ride per year X \$40 per person average fare, total revenue would be \$47,040 per year.

Summary:

For the first 12 months we estimate 1176 riders.
For the first 12 months we estimate \$47,040 in revenue.

Wenatchee Valley Shuttle proposes these locations to pick up/drop off at only:

Wenatchee Train station, Wenatchee, WA.

- A Pangborn Memorial Airport East Wenatchee, WA
- Big Y Park 'N Ride Peshastin, WA
- McDonald's North Bend, WA
- Eastgate Park 'N Ride Bellevue, WA
- Sea-Tac Airport Sea-Tac, WA

Wenatchee Train station, Wenatchee, WA.

- A Akins Harvest Foods Quincy, WA.
- A Burger King Ephrata, WA
- A Conoco Moses Lake, WA
- A Love's Truck Stop Ritzville, WA
- A Spokane Airport Spokane, WA
- A Intermodel Transit Station Spokane, WA

Description of proposed service:

Explanation of our proposed closed territory, limited transportation for passengers only originating at Pangborn Memorial Airport:

Transportation is limited to picking up and dropping off passengers that only originate in Pangborn Memorial Airport as follows:

Pangborn Memorial Airport to Sea-Tac Airport, returning, Sea-Tac Airport to Pangborn Memorial Airport

In other words:

Pick up at Wenatchee/(A) Pangborn Memorial Airport/Peshastin. Intermediate stops North Bend, Bellevue. Drop off Sea-Tac Airport (By reservation only).

This is a closed route, and no passengers will be picked up or dropped off at other locations other than those specified.

During our first four years of operation Wenatchee Valley Shuttle has operated shuttles from Wenatchee to Sea-Tac Airport. Wenatchee Valley Shuttle has many current passengers who would like to originate at Pangborn Memorial Airport to give them the ability to fly on direction and take the shuttle the other direction and have their car at the airport when they return.

Explanation of our proposed closed territory, limited transportation for passengers only originating at Wenatchee, Pangborn Memorial Airport, Quincy, Ephrata, Moses Lake:

Wenatchee, Pangborn Memorial Airport, Quincy, Ephrata, Moses Lake as follows:

Wenatchee to Quincy, returning, Quincy to Wenatchee

Wenatchee to Ephrata, returning, Ephrata to Wenatchee

Wenatchee to Moses Lake, returning, Moses Lake to Wenatchee

Wenatchee to Ritzville, returning, Ritzville to Wenatchee

Wenatchee to Spokane, returning, Spokane to Wenatchee

Pangborn Memorial Airport to Quincy, returning, Quincy to Pangborn Memorial Airport

Pangborn Memorial Airport to Ephrata, returning, Ephrata to Pangborn Memorial Airport

Pangborn Memorial Airport to Moses Lake, returning, Moses Lake to Pangborn Memorial Airport

Pangborn Memorial Airport to Ritzville, returning, Ritzville to Pangborn Memorial Airport

Pangborn Memorial Airport to Spokane, returning, Spokane to Pangborn Memorial Airport

Quincy to Moses Lake, returning, Moses Lake to Quincy

Quincy to Ritzville, returning, Ritzville to Quincy

Quincy to Spokane, returning, Spokane to Quincy

Ephrata to Moses Lake, returning, Moses Lake to Ephrata

Ephrata to Ritzville, returning, Ephrata to Quincy
Ephrata to Spokane, returning, Spokane to Ephrata
Moses Lake to Ritzville, returning, Ritzville to Moses Lake
Moses Lake to Spokane, returning, Spokane to Moses Lake

In other words:

Pick up at Wenatchee. Drop off at Quincy, Ephrata, Moses Lake, Ritzville, Spokane (By reservation only).

Pick up at Pangborn Memorial Airport. Drop off at Quincy, Ephrata, Moses Lake, Ritzville, Spokane (By reservation only).

Pick up at Quincy. Drop off at Moses Lake, Ephrata, Spokane (By reservation only).

Pick up at Ephrata. Drop off at Moses Lake, Ephrata, Spokane (By reservation only).

Pick up at Moses Lake. Drop off at Ritzville, Spokane (By reservation only).

This is a closed route, and no passengers will be picked up or dropped off at other locations other than those specified.

During our first four years of operation Wenatchee Valley Shuttle has operated shuttles from Wenatchee to Sea-Tac Airport. Wenatchee Valley Shuttle has many current passengers who would like the additional option of Spokane Airport including additional destination options on our proposed Wenatchee to Spokane route. Many of these travelers have family or appointments in the Quincy/Ephrata/Moses Lake/Ritzville/Spokane area and wish to make travelling easier to see their family and friends.

**WENATCHEE VALLEY SHUTTLE
BALANCE SHEET
2/16/2016**

ASSETS

CURRENT ASSETS

Cash:	\$36,600.00
Accounts Receivable:	\$9,255.00
Inventory:	\$0.00
Prepaid Expenses:	\$0.00
Notes Receivable:	\$0.00
Other Current Assets:	\$7,008.00
TOTAL CURRENT ASSETS:	\$52,863.00

FIXED ASSETS

Long-Term Investments:	\$0.00
Land:	\$0.00
Building:	\$0.00
<i>Accumulated Building Depreciation:</i>	(\$0.00)
Machinery and Equipment:	\$69,325.00
<i>Accumulated Machinery and Equipment Depreciation:</i>	(\$0.00)
Furniture and Fixtures:	\$28,720.00
<i>Accumulated Furniture and Fixtures Depreciation:</i>	(\$0.00)
Other Fixed Assets:	\$0.00
NET FIXED ASSETS:	\$98,045.00

OTHER ASSETS

Goodwill:	\$0.00
-----------	--------

TOTAL ASSETS:

\$150,908.00

LIABILITIES & EQUITY

CURRENT LIABILITIES

Accounts Payable (A/P):	\$2,399.00
Accrued Wages:	\$8,100.00
Accrued Payroll Taxes:	\$0.00
Accrued Employee Benefits:	\$0.00
Interest Payable:	\$1,187.00
Short-Term Notes:	\$0.00
Current Portion of Long-Term Debt:	\$11,686.00
TOTAL CURRENT LIABILITIES:	

LONG-TERM LIABILITY

Mortgage:	\$0.00
Other Long-Term Liabilities:	\$0.00
TOTAL LONG-TERM LIABILITIES:	\$0.00

OWNER'S EQUITY

Paid-In Capital:	\$0.00
Net Income:	\$0.00
TOTAL EQUITY:	\$0.00

TOTAL LIABILITIES & EQUITY:**\$11,686.00**

Please make sure that Total Assets equal Total Liabilities and Equity in your balance sheet. If the difference the two sides of the balance sheet is greater than 0, please review the values entered.

TOTAL ASSETS:		\$150,908.00
TOTAL LIABILITIES & EQUITY:	<hr/>	- \$11,686.00
		\$139,222.00

**Wenatchee Valley Shuttle
Statement of Income
For the Year Ended 12/31/2015**

Revenues	
Products	0
Less Returns and Allowances	
Services	494,777
Other	28,000
Total Revenue	<u>522,777</u>
Costs	
Products	0
Services	0
Other	0
Total Cost	<u>0</u>
GROSS PROFIT	<u>522,777</u>
Operating Expenses	
General and Administrative	0
Insurance	0
Non Recurring	0
Payroll Taxes	0
Rent	6,000
Research and Development	0
Salaries and Wages	97,200
Sales and Marketing	0
Utilities	0
Other	235,068
Total Operating Expenses	<u>338,268</u>
OPERATING INCOME	<u>184,509</u>
Non-Operating or Other	
Interest Revenue	
Interest Expense	
Gain on Sale of Assets	
Loss on Sale of Assets	
Gain from Legal Action	
Loss from Legal Action	
Depreciation and Amortization	
Other Gain	
Other Loss	
Total Non-Operating or Other	<u>0</u>
PRE-TAX INCOME	<u>184,509</u>

Taxes

Income Tax Expense

0

NET INCOME

\$184,509.00

TARIFF NO. 4

Original title Page

Cancels

TARIFF NO. 3

.of

Company Name: BML Investments LLC (dba) Wenatchee Valley Shuttle

Certificate Number: C-64605

For the transportation of passengers in the following territory:
By Reservation, Only

(A) Between Pangborn Memorial Airport and North Bend, Bellevue, Sea-Tac Airport, by reservation only.

(A) Between Wenatchee, WA. and Spokane, WA. with intermediate stops at Quincy, Ephrata, Moses Lake, Ritzville, Spokane Airport, by reservation only.

Issued by:

Name: (C) Jason Wyles, Manager

(C) Address: P.O. Box 1725

(C) City, State/Zip: Wenatchee, Washington 98807

(C) Telephone No: (509) 264-4981

(C) e-mail: jason@wenatcheevalleyshuttle.com

Issue Date: February 16, 2016

Effective Date: March 16, 2016

(For Official Use Only)

Effective: _____ TC- _____ LSN _____

Order/Other _____ By: _____

Tariff: 4

Original page 1

Company Name: BML Investments LLC (dba) Wenatchee Valley Shuttle, C-64605

PASSENGER RULES

Animals: Generally dogs and cats will be allowed on the shuttle in carriers and in the back of the vehicle or cargo trailer. There will be a \$20 charge for transporting an animal each direction. For passengers with service animals, they will be carried free of charge. Service animals will not be permitted to occupy a seat, but must lie or stand at the feet of the passenger.

Intermediate Application: Fares to and from intermediate points not shown will be the same as the fare to or from the next more distant station for which fares are named.

Objectionable Passengers: This company reserves the right to refuse to transport persons under the influence of drugs or alcohol, or who are incapable of taking care of themselves, or whose conduct or behavior may be objectionable to other passengers. The carrier also reserves the right to refuse carriage of any materials that the carrier considers unsafe and not in the best interest of the passengers.

Round trip fares: Except as otherwise provided, round trip fares will be computed at (A) double the rate of the one-way fare, minus five dollars.

Schedule Maintenance: Carrier will not be liable for delays caused by accidents, breakdowns, bad road conditions, snow storms or other conditions beyond the control of the carrier and does not guarantee arrival at, or departure from, any point at any specific time. The time schedules provided are schedules the carrier endeavors to maintain, but does not guarantee to be able to do so at all times due to conditions listed above.

Baggage/Luggage Allowances: Passengers are allowed two bags per person. There is a \$10 charge for each piece of luggage over two. All Baggage is subject to inspection for the safety and comfort of all passengers. Materials not allowed on the shuttle for transportation are: Firearms, packages that are leaking, articles that have foul or obnoxious odors, or items that cause annoyance or harm. W.V.S. is not responsible for lost, damaged, stolen, or switched luggage or property, etc...

(c) Food Policy: We do allow food and drink to be carefully consumed on the shuttle. The shuttle will make a short 5-10 minute snack and restroom break in Cle Elum between Wenatchee to/from Sea-Tac Airport and in Moses Lake between Wenatchee to/from Spokane.

Issue Date: February 16, 2016

Effective Date: March 16, 2016

Issued By: Jason Wyles, Manager BML Investments LLC (dba) Wenatchee Valley Shuttle
(For Official Use Only)

Effective: _____ TC- _____ LSN _____

Order/Other _____ By: _____

Tariff No. 4

Original page 2

Company Name: BML Investments LLC (dba) Wenatchee Valley Shuttle, C-64605

PASSENGER RULES

(C) Children: Small children under 8 years of age must be accompanied by an adult. Children less than 8 years old must be restrained in child restraint systems, unless the child is four feet nine inches or taller. A child who is eight years old or older, or four feet nine inches or taller, must be properly restrained either with the motor vehicle's safety belt or an appropriately fitting child restraint system. When a child restraint system is required the child must provide and install their own car or booster seat, for safety. It is required by our insurance that all occupants, including children, must wear seat belts at all times while the shuttle is in motion.

Fares: All fares are not all the same price. Please refer to the rate schedules. However, when booking 3 or more people you receive a 20% discount on each passenger after the second.

(C) Refunds: Ticket limitations, changes, cancellations and refunds: One-way tickets will be good for 180 days from the date of sale. Round-trip tickets will be good for 180 days from the date of sale. A single transaction fee of as much as \$10.00 per person will be charged when reservations are re-scheduled or cancelled. Changes are not allowed after the scheduled departure time of the reservation. Reservations may not be changed to a date more than 180 days from the date of the original reservation. Customers who fail to show up by the scheduled departure time of their reservation at the designated pick-up point or who have not cancelled or changed their reservation at least 48 hours prior to that time are not eligible for a refund. Refunds will be made if the cancellation or change was caused by an airline delay or cancellation, minus the \$10 processing fee per person. Refunds may be granted by the company due to other extenuating circumstances.

Ticket redemption: Unused tickets will be redeemed at the purchase price. Unused portions of round trip or commutation tickets will be redeemed by charging the regular fare or fares for the portion or portions used and refunding the balance of the purchase price except as provided for in the Ticket Limitations section of these rules.

Holidays Observed: The shuttle will not run on Thanksgiving Day or Christmas Day.

Lost Items: Items left by guests that are recovered will be retained for 7 days. Please contact the office at (509) 293-5773 to reclaim them.

Issue Date: February 16, 2016

Effective Date: March 16, 2016

Issued By: Jason Wyles, Manager BML Investments LLC (DBA) Wenatchee Valley Shuttle
(For Official Use Only)

Effective: _____ TC- _____ LSN _____

Order/Other _____ By: _____

Tariff No. 4

Original page 3

BML Investments LLC dba Wenatchee Valley Shuttle, C-64605

RATE SCHEDULE

ADULT FARES IN DOLLARS AND CENTS PER PERSON
ONE-WAY EXCEPT AS OTHERWISE INDICATED

	<i>Between</i>		
And	(N) Sea-Tac Airport		
(N) Pangborn Memorial Airport East Wenatchee, WA	(N) \$46.13		

- Note 1: **Payment:** Payment for fares by cash or credit card only. No personal checks will be accepted.
- Note 2: **Round trip fares:** Except as otherwise provided, round-trip fares will be \$5 off, the doubled one way fares.
- Note 3: **Booking 3 or more:** Except otherwise shown booking fares of three or more passengers, receive 20% off each passenger after the second.
- Note 4: **Children's fares:** Are same as adult fares.
- Note 5: **Discounts:** are only given when booking more than 2 people, or when booking round trip.
- Note 6: **Home pick up or drop off:** If a passenger needs a home pick up or drop off before/after the shuttle has other passengers aboard, there is a \$20 charge for pick up/drop off within the Wenatchee valley city limits.
- (C) Note 7: **Car seats:** All children less than eight years old must be restrained in child restraint systems, unless the child is four feet nine inches or taller. A child who is eight years old or older, or four feet nine inches or taller, must be properly restrained either with the motor vehicle's safety belt or an appropriately fitting child restraint system. When a child restraint system is required the child must provide and install their own car or booster seat, for safety. Wenatchee Valley Shuttle will neither supply nor install car seats.

Issue Date: February 16, 2016

Effective Date: March 16, 2016

Issued by: Jason Wyles, Manager BML Investments LLC dba Wenatchee Valley Shuttle
(For Official Use Only)

Effective: _____ TC- _____ LSN _____

Order/Other _____ By: _____

Tariff No. 4

Original page 4

BML Investments LLC dba Wenatchee Valley Shuttle, C-64605

RATE SCHEDULE

ADULT FARES IN DOLLARS AND CENTS PER PERSON
ONE-WAY EXCEPT AS OTHERWISE INDICATED

And	Between		
	(N) Quincy, (N) Ephrata	(N) Moses Lake	(N) Ritzville, (N) Spokane Airport, (N) Spokane
Wenatchee	(N) \$18.46	(N) \$27.68	(N) \$41.52
Quincy	N/A	(N) \$18.46	(N) \$41.52
Ephrata	N/A	(N) \$18.46	(N) \$41.52
Moses Lake	(N) \$18.46	N/A	(N) \$32.30

- Note 1: **Payment:** Payment for fares by cash or credit card only. No personal checks will be accepted.
- Note 2: **Round trip fares:** Except as otherwise provided, round-trip fares will be \$5 off, the doubled one way fares.
- Note 3: **Booking 3 or more:** Except otherwise shown booking fares of three or more passengers, receive 20% off each passenger after the second.
- Note 4: **Children's fares:** Are same as adult fares.
- Note 5: **Discounts:** are only given when booking more than 2 people, or when booking round trip.
- Note 6: **Home pick up or drop off:** If a passenger needs a home pick up or drop off before/after the shuttle has other passengers aboard, there is a \$20 charge for pick up/drop off within the Wenatchee valley city limits.
- (N) Note 7: **Home pick up or drop off:** If a passenger needs a home pick up or drop off before/after the shuttle has other passengers aboard, there is a \$20 charge for pick up/drop off within Spokane city limits.
- (C) Note 8: **Car seats:** All children less than eight years old must be restrained in child restraint systems, unless the child is four feet nine inches or taller. A child who is eight years old or older, or four feet nine inches or taller, must be properly restrained either with the motor vehicle's safety belt or an appropriately fitting child restraint system. When a child restraint system is required the child must provide and install their own car or booster seat, for safety. Wenatchee Valley Shuttle will neither supply nor install car seats.

Issue Date: February 16, 2016 Effective Date: March 16, 2016
 Issued by: Jason Wyles, Manager BML Investments LLC dba Wenatchee Valley Shuttle
 (For Official Use Only)

Effective: _____ TC- _____ LSN _____

Order/Other _____ By: _____

Tariff No. 4

Original page 5

Time Schedule No. 4

BML Investments LLC (dba) Wenatchee Valley Shuttle

Providing Passenger Service

(N) PASSENGER SERVICE BETWEEN Pangborn Memorial Airport East Wenatchee and Sea-Tac Airport, with intermediate stops at Wenatchee, Peshastin, North Bend, Bellevue, by reservation only.

(N) All passengers must originate at Pangborn Memorial Airport East Wenatchee, WA.

BY RESERVATION ONLY

The Actual time the vehicle will arrive to pick up passengers depends on the number of passengers making reservations, Wenatchee Valley Shuttle will develop actual routes, and pick up and drop off at central location to balance passenger convenience and company efficiency.

Service is available:

(N) Leaving Pangborn Memorial Airport East Wenatchee from: 5:00 a.m. to 10:00 p.m. 7 days a week.

Note 1: The company is not responsible for delays caused be weather, accidents, breakdowns or other circumstances.

Note 2: Reservations must be made at least 24 hours in advance.

(N) Note 3: Transportation is limited to picking up and dropping off passengers that originate at Pangborn Memorial Airport East Wenatchee as follows:

(A) Pangborn Memorial Airport to Sea-Tac Airport, returning, Sea-Tac Airport to Pangborn Memorial Airport

In other words:

(A) Pick up at Pangborn Memorial Airport. Drop off at Sea-Tac Airport (By reservation only).

Issue Date: February 16, 2016

Effective Date: March 16, 2016

Issued by: Jason Wyles, Manager, BML Investments LLC (dba) Wenatchee Valley Shuttle

(For Official Use Only)

Effective: _____ TC- _____ LSN _____
Order/Other _____ By: _____

Tariff No. 4

Original page 6

Time Schedule No. 4

BML Investments LLC (dba) Wenatchee Valley Shuttle

Providing Passenger Service

(N) PASSENGER SERVICE BETWEEN Wenatchee and Spokane, with intermediate stops at Quincy, Ephrata, Moses Lake, Ritzville, Spokane Airport, by reservation only.

(N) All passengers must originate in Wenatchee, Quincy, Ephrata, Moses Lake.

BY RESERVATION ONLY

The Actual time the vehicle will arrive to pick up passengers depends on the number of passengers making reservations, Wenatchee Valley Shuttle will develop actual routes, and pick up and drop off at central location to balance passenger convenience and company efficiency.

Service is available:

- (N) Leaving Wenatchee from: 5:00 a.m. to 10:00 p.m. 7 days a week.
- (N) Leaving from Quincy 5:00 a.m. to 10:00 p.m. 7 days a week.
- (N) Leaving from Ephrata 5:00 am to 10:00 pm 7 days a week.
- (N) Leaving from Moses Lake 5:00 am to 10:00 pm 7 days a week.
- (N) Leaving from Ritzville 5:00 am to 10:00 pm 7 days a week.
- (N) Leaving from Spokane Airport from 5:00 a.m. to 10:00 p.m. 7 days a week.
- (N) Leaving from Spokane from 5:00 a.m. to 10:00 p.m. 7 days a week.

Note 1: The company is not responsible for delays caused be weather, accidents, breakdowns or other circumstances.

Note 2: Reservations must be made at least 24 hours in advance.

(N) Note 3: Transportation is limited to picking up and dropping off passengers that originate in Wenatchee, Quincy, Ephrata and/or Moses Lake as follows:

- (A) Wenatchee/Quincy/Ephrata to Moses Lake, returning, Moses Lake to Ephrata/Quincy/Wenatchee
- (A) Wenatchee/Quincy/Ephrata to Ritzville, returning, Ritzville to Ephrata/Quincy/Wenatchee
- (A) Wenatchee/Quincy/Ephrata to Spokane Airport, returning, Spokane Airport to Ephrata/Quincy/Wenatchee
- (A) Wenatchee/Quincy/Ephrata to Spokane, returning, Spokane to Ephrata/Quincy/Wenatchee
- (A) Moses Lake to Ritzville/Spokane Airport/Spokane, returning, Spokane/Spokane Airport/Ritzville to Moses Lake

In other words:

- (A) Pick up at Wenatchee/Quincy/Ephrata. Drop off at Quincy/Ephrata/Moses Lake. (By reservation only).
- (A) Pick up at Wenatchee/Quincy/Ephrata/Moses Lake. Drop off at Ritzville/Spokane Airport, Spokane (By reservation only).

Issue Date: February 16, 2016

Effective Date: March 16, 2016

Issued by: Jason Wyles, Manager, BML Investments LLC (dba) Wenatchee Valley Shuttle

(For Official Use Only)

Effective: _____ TC- _____ LSN _____
Order/Other _____ By: _____

2/16/2016

DOT 2270573

WUTC C- 64605

To Mr. David Danner,

BML Investments LLC, DBA, Wenatchee Valley Shuttle seeks to petition the counsel for forbearance from the rate regulation for recreational activities. Wenatchee Valley Shuttle seeks to provide transportation for recreational and leisure purposes only to and from:

1) Festivals, concerts and special events within the state of Washington - Wenatchee Valley Shuttle will only run on days of the actual festivals, concerts and special events and will only sell round trip tickets.

Our transportation for these activities is purely for the enjoyment and safety of all. We request this forbearance to provide auto transportation service to festivals, concerts and special events within the state of Washington and return to origin. Please consider this request and allowance.

Thank you for your time,

Jason Wyles

Manager

jason@wenatcheevalleyshuttle.com

Wenatchee Valley Shuttle

509-293-5773

February 10, 2016

Mr. Steven King
Executive Secretary
Washington Utilities and Transportation Commission
1300 S. Evergreen Park Dr. SW
P.O. Box 47259
Olympia, WA
98504-7250

RE: Tariff revision, and application to extend additional drop off and pick up locations for passengers originating in Wenatchee. BML Investments, LLC d/b/a Wenatchee Valley Shuttle Certificate Number C-64605.

Dear Mr. King:

The company has all of the necessary parts to complete this application and extension, and submit it for review. Should you have any questions, please contact me at (509) 264-4981.

Sincerely,

Jason Wyles/Manager
Wenatchee Valley Shuttle
P.O. Box 1725
Wenatchee, WA
98807

Leipski, Tina (UTC)

From: Jason Wyles <jasonwyles71@gmail.com>
Sent: Thursday, February 18, 2016 4:21 PM
To: Leipski, Tina (UTC)
Cc: Monique Lott; Byron WVS
Subject: Re: APPLICATION

Tina-

Yes we were interested in accomplishing the following three items in order of importance:

Add a route Wenatchee-Pangborn Memorial Airport-Quincy-Ephrata-Moses Lake-Ritzville-Spokane (airport and downtown) which pending approval service would begin June 1st
Add a stop on our existing route to Pangborn Memorial Airport for customers traveling to Sea-Tac Airport which pending approval service would begin immediately upon approval
Forebearance from the rate regulation for recreational activities to add transportation for recreational and leisure purposes only to and from festivals, concerts and special events

Thank you for letting me know if the paperwork we have completed is appropriate for accomplishing these three items. Note that Tariff 4 was prepared for the first two items.

Jason

On Thu, Feb 18, 2016 at 4:13 PM, Leipski, Tina (UTC) <tleipski@utc.wa.gov> wrote:

Hi Jason,

So are you trying to accomplish a couple of things with this application? I'm not seeing exact extension you are requesting.

Tina

From: Jason Wyles [mailto:jasonwyles71@gmail.com]
Sent: Thursday, February 18, 2016 3:55 PM
To: Leipski, Tina (UTC) <tleipski@utc.wa.gov>
Subject: Re: APPLICATION

Good afternoon Tina!

As requested I am faxing all the docs to you right now. Please confirm once received.

Thank you so very much for your assistance!

This is a "printer friendly" page. Please use the "print" option in your browser to print this screen.



Washington, State of - Utilities & Transportation Commission

Utilities & Transportation Commission POS

Confirmation Number: 203036
 Payment Date: Friday, February 19, 2016
 Payment Time: 09:10AM PT

Payer Information

First Name: Monique Lott
 Street Address: 400 S. Wenatchee Ave
 Town/City: Wenatchee, WA 98801
 Country: United States
 Daytime Phone Number: (509) 293 - 5773
 E-mail Address: jason@wenatcheevalleyshuttle.com
 Company Name-If not a Company, provide name of Payee: BML Investments LLC
 Payment Menu : Application Fees
 Payment Menu - Additional Payment: Application Types (If Applicable): Auto Transportation

Card Information

Card Type: Debit Card
 Card Number: *****2291
 Expiration Date: 11/2017
 Card Verification Number: ****

Payment Information

Payment Type: Utilities & Transportation Commission POS
 Payment Amount: \$150.00
 Convenience Fee: \$3.95
 Total Payment: \$153.95

Thank you for using Official Payments. If you have a question regarding your payment, please call us toll free at 1-866-621-4109. To make payments in the future, please visit our website at www.officialpayments.com.



Copyright © 2016 Official Payments Corporation. All Rights Reserved.

Official Payments Corporation is a licensed money transmitter in 44 states, the District of Columbia, and Puerto Rico. Official Payments is not required to be licensed as a money transmitter in Indiana, Massachusetts, Montana, New Mexico, South Carolina or Wisconsin