

WASHINGTON UTILITIES AND TRANSPORTATION COMMISSION

**Puget Sound and Pacific Railroad**

Petitioner,

vs.

**City of Elma**

Respondent

) DOCKET NO. TR- **110160**

)  
 ) PETITION FOR THE CLOSURE  
 ) OF A HIGHWAY-RAIL GRADE  
 ) CROSSING

)  
 )  
 ) USDOT CROSSING NO. **096635U**  
 ) **N. 5<sup>th</sup> Street**  
 )  
 )  
 )

Prior to submitting a Petition for the Closure of a Highway-Rail Grade Crossing to the Washington Utilities and Transportation Commission (UTC), State Environmental Protection Act (SEPA) requirements must be met. Washington Administrative Code (WAC) 197-11-865 (2) requires:

**All actions of the utilities and transportation commission under statutes administered as of December 12, 1975, are exempted, except the following:**

**(2) Authorization of the openings or closing of any highway/railroad grade crossing, or the direction of physical connection of the line of one railroad with that of another;**

Please attach sufficient documentation to demonstrate that the SEPA requirement has been fulfilled. For additional information on SEPA requirements contact the Department of Ecology.

The Petitioner asks the Washington Utilities and Transportation Commission to approve the closure of a public at-grade highway-railroad crossing as described in this petition.

*Section 1 – Petitioner’s Information*

<b>Puget Sound &amp; Pacific Railway</b>	2011 JAN 13 PM 2:10
Petitioner	
<i>Steven Heyley, General Manager</i>	
Signature	
<b>411 N. 3<sup>rd</sup> Street</b>	
Street Address	
<b>Elma, WA 98541</b>	

City, State and Zip Code

Same

Mailing Address, if different than the street address

**Steve L. Hefley**

Contact Person Name

**(360) 482-4994; [steve.hefley@railamerica.com](mailto:steve.hefley@railamerica.com)**

Contact Phone Number and E-mail Address

*Section 2 – Respondent's Information*

**City of Elma**

Respondent

**P.O. Box E**

**202 W. Main Street**

Street Address

**Elma, WA 98541**

City, State and Zip Code

Mailing Address, if different than the street address

**Steve Pettit**

Contact Person Name

**(360) 482-4482; [steve@cityofelma.com](mailto:steve@cityofelma.com)**

Contact Phone Number and E-mail Address

*Section 3 – Crossing Location*

1. Existing highway/roadway N. 5th Street

2. Existing railroad Puget Sound and Pacific Railroad

3. USDOT Crossing No. 096635U

4. Located in the \_\_\_ 1/4 of the \_\_\_ 1/4 of Sec. 35, Twp. 18, Range 06 W.M.

5. GPS location, if known: Latitude 47.0074; Longitude -123.40747

7. Railroad mile post (nearest tenth) 48.20

8. City Elma County Grays Harbor

*Section 4 – Crossing Traffic*

1. Type of public road at the crossing     State     County     City  
 Port     State Park     Other \_\_\_\_\_

2. Average daily vehicle traffic over the tracks 90 Vehicle speed limit **25 MPH**

3. Trucks (commercial vehicles) are what percent of average daily traffic 6.5%

4. Number of school buses over the crossing each day 0

5. Name of railroad(s) operating at crossing **Puget Sound and Pacific Railroad**  
\_\_\_\_\_  
\_\_\_\_\_

6. Type of railroad at crossing     Common Carrier     Logging     Industrial  
 Passenger     Excursion

7. Type of tracks at crossing     Main Line     Siding or Spur

8. Number of tracks at crossing One (1)

9. Average daily train traffic, freight 6 trains/24 hours

Authorized freight train speed 40 mph Operated freight train speed 20 mph (typ.)

10. Average daily train traffic, passenger N/A

Authorized passenger train speed N/A Operated passenger train speed N/A

*Section 5 – Description of Closure*

1. Describe in detail the reasons for closing the crossing: **Improving public safety by reducing the potential for train/vehicle crossing accidents, reducing railroad maintenance cost and improving railroad operations.**

---

---

2. Describe the area currently served by the crossing, including the approximate number of homes or businesses that might be affected by the closure: **5th St. connects between W. Main St. downtown Elma to residences and light industry north of the railroad crossing then dead ends 2 blocks north of the railroad crossing. 5<sup>th</sup> St connects to W. Pine St. 1 block north of the at-grade railroad crossing.**

---

---

3. How far is the nearest alternate access across the tracks from the crossing proposed for closure? **Approximately 325 feet.**

---

4. Describe the alternate access route, including distance and driving time: **The alternate access route would be using N. 3<sup>rd</sup> Street to cross the railroad tracks from the downtown area (Main Street) to W. Pine St. and back south on 5th St.**

---

**The worst case additional driving distance is approximately 1900', or about 2-3 minutes additional driving time.**

---

*Section 6 – Illustration of Crossing*

Attach a diagram, drawing, map or other illustration showing the location of the highway and railroad in the vicinity of the crossing. Include the parcels of private property located on both sides of the highway for a distance of 500' from the crossing and the name and mailing address of each property owner.

**See Exhibit Print – 5<sup>th</sup> Street, Elma, WA**

*Section 7 – Waiver of Hearing by Respondent*

**Waiver of Hearing**

The undersigned represents the Respondent in the closure of the following crossing.

USDOT Crossing No. 096635U

We have investigated the conditions at the crossing. We are satisfied the conditions are the same as described by the Petitioner in this docket. We agree the grade crossing should be closed and consent to a decision by the commission without a hearing.

Dated at \_\_\_\_\_, Washington, on the \_\_\_\_\_ day of \_\_\_\_\_, 20\_\_\_\_.

\_\_\_\_\_  
Printed name of Respondent

\_\_\_\_\_  
Signature of Respondent's Representative

\_\_\_\_\_  
Title

\_\_\_\_\_  
Phone number and e-mail address

\_\_\_\_\_  
Mailing address

N. 5th STREET - ELMA, WA

Properties within 500' of crossing





APN	OWNER	ADDRESS	ADDRESS2	CITY	STATE	ZIP	ZIP4	SITUS
618063522039	GILBERT DAVID W & M LEANNE	PO BOX 919		ELMA	WA	98541		00000
618063522041	JOHNSON LEROY & BARBARA	400 W PINE ST		ELMA	WA	98541		00000
618063522038	CITY OF ELMA	PO BOX E		ELMA	WA	98541		00000
618063522017	VEST FORD D & MARTHA I	PO BOX 1973		ELMA	WA	98541		00601 N 5TH ST
618063522018	SEMENUK THERESA & BOOHER ALEXIS	4 COLTS NECK DR		NEWTOWN	PA	18940		00602 N 6TH ST
618063522027	MADISON ROGER & MARILYN	PO BOX 255		ELMA	WA	98541		00509 N 5TH ST
618063522028	WHITE JAMES W & S GALE	305 W PINE ST		ELMA	WA	98541		00305 W PINE
618063522043	ELMA MINI STORAGE LLC	PO BOX 1274		ELMA	WA	98541		00000
618063522036	AVERY STEVE & LYNN	PO BOX 1547		ELMA	WA	98862		00600 N 6TH ST
618063522021	TIMBERLAND TELEPHONE CO	MONTESANO		ELMA	WA	98541		00000
618063522020	BENITEZ ABEL M & TORRES VERONICA	PO BOX 1873		ELMA	WA	98563		00502 N 6TH ST
618063522037	ELMA MINI STORAGE LLC	PO BOX 1547		ELMA	WA	98541		00515 6TH ST
618063522032	ELMA MINI STORAGE LLC	PO BOX 1547		ELMA	WA	98541		00000
618063522029	ELMA MINI STORAGE LLC	PO BOX 1547		ELMA	WA	98541		00000 N 3RD ST
618063522022	HUGHES JOHN H & GATES KAREN L	PO BOX 590		ELMA	WA	98541		00000 N 5TH
618063522003	JINES STEVEN & CHARLENE	PO BOX 397		ELMA	WA	98541		00501N 5TH ST
618063522004	NIELSEN EDWARD S & MONA B	PO BOX 1827		ELMA	WA	98541		00421 RAILROAD AVE
618063522031	BUSSARD IVAN	418 W MARTIN ST		ELMA	WA	98541		00000
618063522030	BUSSARD CLARENCE I & LINDA A	418 W MARTIN ST		ELMA	WA	98541		00000
618063522023	BEDORTHA JERI J	PO BOX 1286		ELMA	WA	98541		00000
618063522025	FOSTER JESSE E & CHERYL L	415 N 5TH ST		ELMA	WA	98541		00000
618063522024	PALMER STEVEN T	414 N 6TH ST		ELMA	WA	98541		00415 5TH ST
049000200201	FOSTER JESSE E & CHERYL L	415 N 5TH ST		ELMA	WA	98541		00000
049000200500	FOSTER JESSE E	415 N 5TH ST		ELMA	WA	98541		00000
618063522002	MEENK RUTH L & DYE ERIC M	3208 46TH AVE NW		OLYMPIA	WA	98502		00310 W MARTIN
049000200100	PALMER STEVEN T	414 N 6TH ST		ELMA	WA	98541		00414 N 6TH ST
049000300201	BUSSARD IVAN	418 W MARTIN ST		ELMA	WA	98541		00000
618063522024	GATONYO JAMES K & WALKER LU A	3928 21ST AVE SE UNIT 5		LACEY	WA	98503		00412 W MARTIN
618063522005	FORTNER OTHAR & BILLIE JO	PO BOX 14		ELMA	WA	98541		00410 W MARTIN
049000300100	BUSSARD CLARENCE I & LINDA A	418 W MARTIN ST		ELMA	WA	98541		00000
049000190100	BEDORTHA JERI J	PO BOX 1286		ELMA	WA	98541		00415 N 6TH ST
049000200400	ROWE HARRY J	PO BOX 114		ELMA	WA	98541		00410 N 5TH ST
049000200202	EVERY TARA J	PO BOX 157		ELMA	WA	98541		00410 N 6TH ST
049000300601	GATONYO JAMES K & WALKER LU A	3928 21ST AVE SE UNIT 5		LACEY	WA	98503		00000
049000300500	BOWEN BRIANNE	416 W MARTIN		ELMA	WA	98541	9171	00416 W MARTIN
049000300300	BUSSARD CLARENCE I & LINDA A	418 W MARTIN ST		ELMA	WA	98541		00418 W MARTIN
049000100300	RAKHEY DENNIS D	PO BOX 226		ELMA	WA	98541		00411 N 6TH ST
048000400100	HOCHEALTER DENNIS & JEANINE	1628 W 6TH ST		PORT ANGELES	WA	98563		00502 W MARTIN
048000400201	ERICKSON JESSE C	PO BOX 1614		ELMA	WA	98541		00504 W MARTIN
048000400301	BAILEY ADELE	PO BOX 158		ELMA	WA	98541		00506 W MARTIN
048000400400	GARCIA MANUEL F	PO BOX 2027		ELMA	WA	98541		00512 W MARTIN
048000400500	LIENDECKER HENRY P & VERONICA K	PO BOX 1274		ELMA	WA	98541		00518 W MARTIN
048000300100	MURRAY NATHAN P & CHRISTI L	602 W MARTIN		ELMA	WA	98541		00602 W MARTIN
048000300301	FREDERICK RALPH R & SHELLIA M	BOX 501 606 W MARTIN		ELMA	WA	98541		00606 W MARTIN
618063523317	TOBEY CHRISTINE G	152 UPPER FALLS CREEK RD		ELMA	WA	98541		00307 W MARTIN
618063523310	SPRINGER JERRY L & LILLIAN M	PO BOX 332		ELMA	WA	98541		00401 W MARTIN
618063523306	SMITH JAMISON & MEGHAN	407 W MARTIN		ELMA	WA	98541		00407 W MARTIN
049000400100	RIEH CONRAD & MAXINE E	411 W MARTIN		ELMA	WA	98541		00411 W MARTIN
049000400300	WESCOTT SPENCER & CAROLYN	162 E SATSOP RD		ELMA	WA	98541		00419 W MARTIN
048000100101	LONG KARON	3915 HIGHWAY 30 W		ELMA	WA	98541		00501 W MARTIN
048000100300	WILLIAMS LAWRENCE	PO BOX 423		NEW PLYMOUTH	ID	83655		00507 W MARTIN
048000100401	GUZMAN MARTIN A	1823 SW 30TH ST		ELMA	WA	98541		00511 W MARTIN
048000100500	GONSALVES FAMILY HOLDINGS LLC	21921 LYNETTE LANE		CAPE CORAL	FL	33914	4000	00318 N 6TH
048000100102	HENNECK HARRY R JR	PO BOX 1425		SANTA CLARITA	CA	91350		00313 N 5TH ST
618063522015	RATTIE RUSSELL E & MARCELLA	PO BOX 523		ELMA	WA	98541		00610N6TH ST
618063522005	CHOATE RUTH J	PO BOX 146		ELMA	WA	98541		00402WPINE
618063522010	WINKLEBLACK GREG S	709 S 3RD AVE SW		OLYMPIA	WA	98512		00603N5TH ST
618063522033	ELMA MINI STORAGE LLC	PO BOX 1547		ELMA	WA	98541		00513N3RD ST




D:\GISDATA\projects\washPSA\PSR\_crossing\_local\mxd\096635U.mxd - 11/30/2010 @ 9:38:13 AM



**Legend**

-  PSAP Closure
-  500-ft. Crossing Buffer
-  Parcel Impacted by Crossing
-  Railroad



**5th Street N - Elma, WA  
USDOT #096635U**

PUGET SOUND AND PACIFIC RAILROAD