

**EXHIBIT NO. \_\_\_(SML-4C)  
DOCKET NO. UE-06 \_\_\_/UG-06 \_\_\_  
2006 PSE GENERAL RATE CASE  
WITNESS: SUSAN MCLAIN**

**BEFORE THE  
WASHINGTON UTILITIES AND TRANSPORTATION COMMISSION**

**WASHINGTON UTILITIES AND  
TRANSPORTATION COMMISSION,**

**Complainant,**

**v.**

**PUGET SOUND ENERGY, INC.,**

**Respondent.**

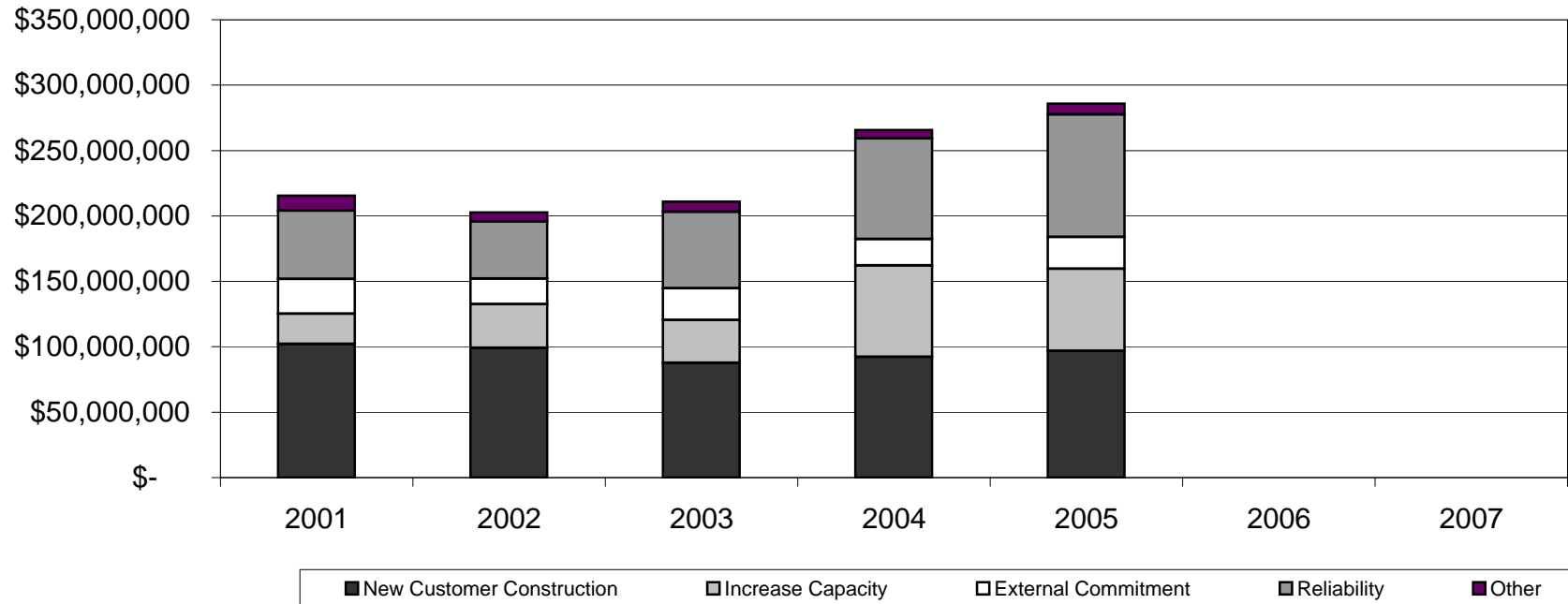
**Docket No. UE-06 \_\_\_  
Docket No. UG-06 \_\_\_**

**THIRD EXHIBIT (CONFIDENTIAL) TO THE  
PREFILED DIRECT TESTIMONY OF  
SUSAN MCLAIN  
ON BEHALF OF PUGET SOUND ENERGY, INC.**

**REDACTED  
VERSION**

**FEBRUARY 15, 2006**

### T & D Capital Expenditures by Energy, by Category Gas & Electric Capital

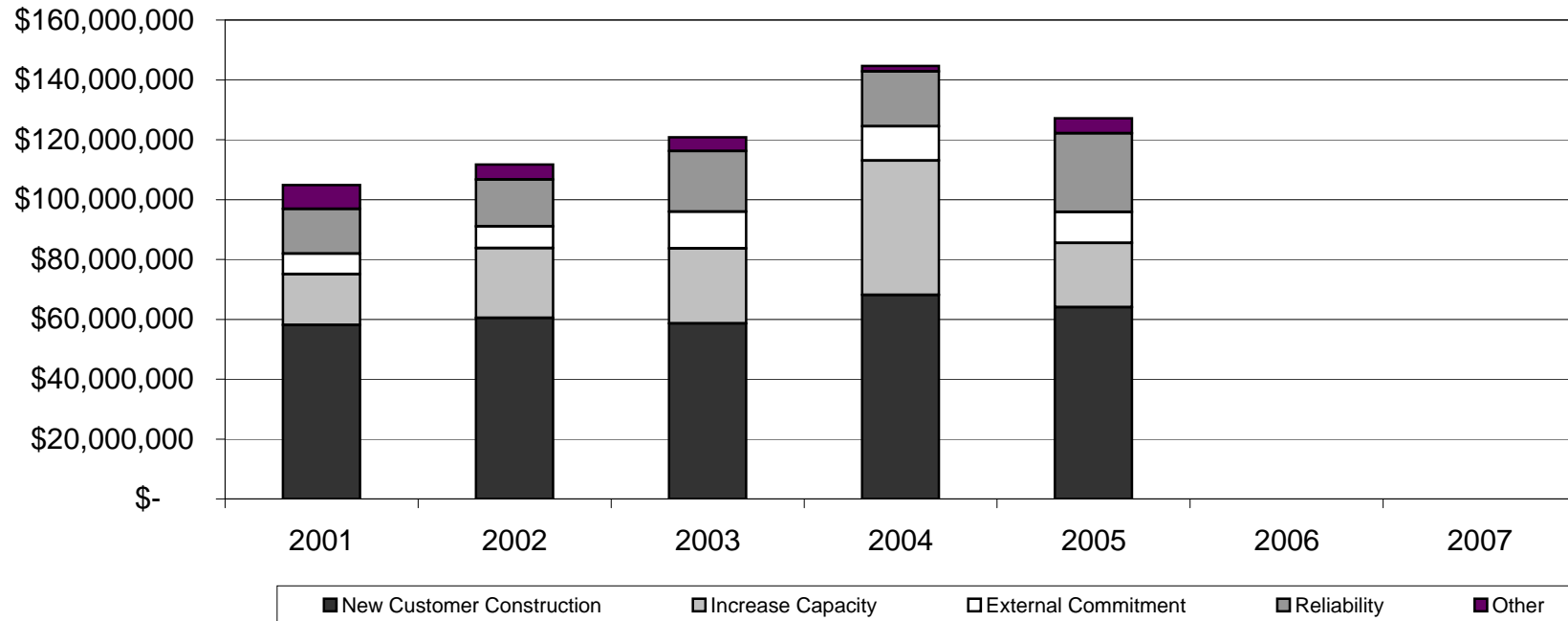


	2001	2002	2003	2004	2005	2006	2007
New Customer Construction	\$ 102,216,060	\$ 99,290,580	\$ 87,782,391	\$ 92,230,468	\$ 96,825,300	\$ XXXXXXXXX	\$ XXXXXXXXX
Increase Capacity	\$ 22,994,758	\$ 33,446,279	\$ 32,801,757	\$ 70,048,012	\$ 62,879,189	\$ XXXXXXXXX	\$ XXXXXXXXX
External Commitment	\$ 26,629,205	\$ 19,244,489	\$ 24,081,361	\$ 20,002,298	\$ 24,292,709	\$ XXXXXXXXX	\$ XXXXXXXXX
Reliability	\$ 52,151,179	\$ 43,831,552	\$ 58,610,701	\$ 76,975,106	\$ 93,608,208	\$ XXXXXXXXX	\$ XXXXXXXXX
Other	\$ 11,529,354	\$ 6,910,513	\$ 7,588,059	\$ 6,533,502	\$ 8,186,061	\$ XXXXXXXXX	\$ XXXXXXXXX
<b>Total</b>	<b>\$ 215,520,556</b>	<b>\$ 202,723,413</b>	<b>\$ 210,864,269</b>	<b>\$ 265,789,386</b>	<b>\$ 285,791,467</b>	<b>\$ XXXXXXXXX</b>	<b>\$ XXXXXXXXX</b>

**REDACTED  
VERSION**

**Note: Amounts for calendar years 2006 and 2007 are confidential.**

### T & D Capital Expenditures by Energy, by Category Gas Capital

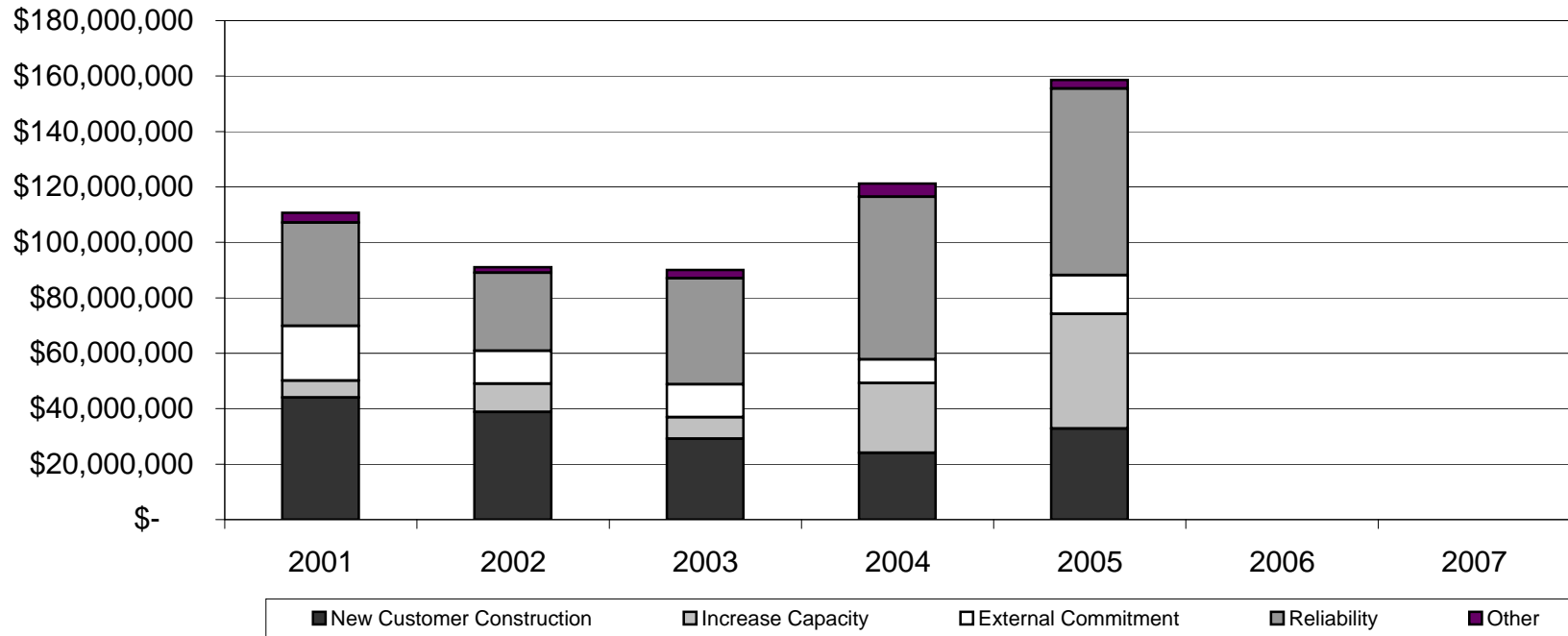


	2001	2002	2003	2004	2005	2006	2007
New Customer Construction	\$ 58,143,919	\$ 60,508,953	\$ 58,647,921	\$ 68,132,702	\$ 64,008,010	\$ XXXXXXXXXXXX	\$ XXXXXXXXXXXX
Increase Capacity	\$ 16,911,687	\$ 23,258,301	\$ 25,018,222	\$ 44,948,358	\$ 21,515,581	\$ XXXXXXXXXXXX	\$ XXXXXXXXXXXX
External Commitment	\$ 6,888,066	\$ 7,283,889	\$ 12,245,578	\$ 11,384,264	\$ 10,325,729	\$ XXXXXXXXXXXX	\$ XXXXXXXXXXXX
Reliability	\$ 14,950,533	\$ 15,684,749	\$ 20,283,891	\$ 18,332,509	\$ 26,283,647	\$ XXXXXXXXXXXX	\$ XXXXXXXXXXXX
Other	\$ 7,984,698	\$ 4,957,340	\$ 4,617,048	\$ 1,822,116	\$ 5,065,777	\$ XXXXXXXXXXXX	\$ XXXXXXXXXXXX
<b>Total</b>	<b>\$ 104,878,903</b>	<b>\$ 111,693,231</b>	<b>\$ 120,812,660</b>	<b>\$ 144,619,949</b>	<b>\$ 127,198,744</b>	<b>\$ XXXXXXXXXXXX</b>	<b>\$ XXXXXXXXXXXX</b>

**REDACTED  
VERSION**

**Note: Amounts for calendar years 2006 and 2007 are confidential.**

### T & D Capital Expenditures by Energy, by Category Electric Capital



	2001	2002	2003	2004	2005	2006	2007
New Customer Construction	\$ 44,072,141	\$ 38,781,627	\$ 29,134,470	\$ 24,097,766	\$ 32,817,290	\$ XXXXXXXXX	\$ XXXXXXXXX
Increase Capacity	\$ 6,083,071	\$ 10,187,978	\$ 7,783,535	\$ 25,099,654	\$ 41,363,608	\$ XXXXXXXXX	\$ XXXXXXXXX
External Commitment	\$ 19,741,139	\$ 11,960,601	\$ 11,835,784	\$ 8,618,034	\$ 13,966,981	\$ XXXXXXXXX	\$ XXXXXXXXX
Reliability	\$ 37,200,646	\$ 28,146,804	\$ 38,326,810	\$ 58,642,597	\$ 67,324,561	\$ XXXXXXXXX	\$ XXXXXXXXX
Other	\$ 3,544,657	\$ 1,953,174	\$ 2,971,011	\$ 4,711,386	\$ 3,120,284	\$ XXXXXXXXX	\$ XXXXXXXXX
<b>Total</b>	<b>\$ 110,641,654</b>	<b>\$ 91,030,183</b>	<b>\$ 90,051,610</b>	<b>\$ 121,169,437</b>	<b>\$ 158,592,723</b>	<b>\$ XXXXXXXXX</b>	<b>\$ XXXXXXXXX</b>

**REDACTED  
VERSION**

**Note: Amounts for calendar years 2006 and 2007 are confidential.**