

Murrey's Disposal Co. Inc. G-09  
 dba Olympic Disposal  
 Jefferson Dump Fee Calc References

Note from Heather Garland: The entire schedule below was taken from the audit in TG-132228. Only the cells highlighted in green were updated for the change in the DF effective 9-4-2023.

	Monthly Factor						
Pickups:	1 unit	2 units	3 units	4 units	5 units	6 units	7 unit
5 Times per Week	21.67	43.33	65.00	86.67	108.33	130.00	151.67
4 Times per Week	17.33	34.67	52.00	69.33	86.67	104.00	121.33
3 Times per Week	13.00	26.00	39.00	52.00	65.00	78.00	91.00
2 Times per Week	8.67	17.33	26.00	34.67	43.33	52.00	60.67
Weekly Pickup (WG)	4.33	8.67	13.00	17.33	21.67	26.00	30.33
Every Other Week (EOWG)	2.17	4.33	6.50	8.67	10.83	13.00	15.17
Monthly (MG)	1.00	2.00	3.00	4.00	5.00	6.00	7.00

Meeks Weights	
Res'l	Pounds per Pickup
20 gal minican	20
1 can	34
2 cans	51
3 cans	77
4 cans	97
5 cans	117
6 cans	157
35 gallon Can	37 provided by wcon
Supercan 60	47
Supercan 90	68
Once a month	34
Extras	34
<b>Com'l</b>	
Cans	29
1 yd container	175
1.5 yd container	250
1.5 yd container (2)	375 *
2 yd container	324
3 yd container	473
3 yd container (2)	710 *
4 yd container	613
4 yd container (2)	920 *
6 yd container	840
6 yd container (2)	1,260 *
8 yd container	980
1 yd packer/compactor	482 *
1.5 yd packer/compactor	689 *
2 yd packer/compactor	892 *
3 yd packer/compactor	1,301
4 yd packer/compactor	1,686
5 yd packer/compactor	2,046
6 yd packer/compactor	2,310
8 yd packer/compactor	2,800 *
Yards	125

\* not on meeks - calculated by staff

Jefferson County	Per Ton	Per Pound
Current Rate	\$ 161.20	\$ 0.081
New Rate per ton 9/1/23	\$ 165.23	\$ 0.083
Increase	\$ 4.03	\$ 0.002015
	2.50%	
	Transfer Station	
Increase per ton	\$ 4.03	
Grossed Up Increase per ton	\$ 4.12	161.20175
Tons Collected	5,718	171.17828
<b>Disposal Fee Revenue Increase</b>	<b>\$ 23,576.78</b>	

Gross Up Factors	
B&O tax	0.017500
WUTC fees	0.005100
Bad Debts	
Total	2.2600%
Factor	0.977400

Company Proposed Rates	Res'l & Com'l
Revenue Inc from Co Proposed Rates	\$ 21,563.70
Collected Revenue Excess/(Deficiency)	\$ (2,013.08)

Murrey's Disposal Co. Inc. G-09  
 dba Olympic Disposal  
 Jefferson Dump Fee Calculation  
 Effective 9-1-2025

Note from Brian Vandenburg. Customer Counts and disposal were taken from and audited in TG-230778

Tariff Page	Scheduled Service	Monthly Customers	Monthly Frequency	Annual PU's	Meeks Weights	Calculated Annual Pounds	Adjusted Annual Pounds	Increase	Gross Up	Tariff Rate Increase	Company Current Tariff	Staff Calculated Rate	Company Proposed Tariff	
21	1-35 GAL CART WEEKLY SVC	1,329	4.33	69,083	37	2,556,088	1,634,389	\$ 3,293	\$ 3,369	\$ 0.21	\$ 29.37	\$ 29.59	\$ 29.59	
21	1-60 GAL CART WEEKLY SVC	848	4.33	44,073	47	2,071,438	1,324,498	\$ 2,669	\$ 2,731	\$ 0.27	\$ 37.82	\$ 38.09	\$ 38.09	
21	2-60 GAL CARTS WEEKLY SVC	5	8.67	490	47	23,014	14,716	\$ 30	\$ 30	\$ 0.54	\$ 75.65	\$ 76.18	\$ 76.18	
21	1-96 GAL CART WEEKLY SVC	253	4.33	13,180	77	1,014,843	648,901	\$ 1,308	\$ 1,338	\$ 0.44	\$ 49.32	\$ 49.76	\$ 49.76	
21	1-35 GAL CART EOW SVC	813	2.17	21,146	37	782,415	500,284	\$ 1,008	\$ 1,031	\$ 0.11	\$ 17.27	\$ 17.38	\$ 17.38	
21	1-60GAL CART EOW SVC	870	2.17	22,630	47	1,063,633	680,097	\$ 1,370	\$ 1,402	\$ 0.13	\$ 21.04	\$ 21.17	\$ 21.17	
21	2-60 GAL CARTS EOW SVC	3	4.33	156	47	7,332	4,688	\$ 9	\$ 10	\$ 0.27	\$ 42.08	\$ 42.35	\$ 42.35	
21	1-96 GAL EOW	193	2.17	5,016	77	386,219	246,952	\$ 498	\$ 509	\$ 0.22	\$ 27.84	\$ 28.06	\$ 28.06	
21	1-35 GAL MONTHLY	115	4.33	6,000	37	221,998	141,947	\$ 286	\$ 293	\$ 0.21	\$ 10.82	\$ 11.03	\$ 11.03	
21	1-60 GAL CART MONTHLY SVC	45	1.00	539	47	25,333	16,198	\$ 33	\$ 33	\$ 0.06	\$ 14.18	\$ 14.24	\$ 14.24	
21	1-96 GAL MONTHLY	10	1.00	118	77	9,086	5,810	\$ 12	\$ 12	\$ 0.10	\$ 18.55	\$ 18.65	\$ 18.65	
21A	ON CALL SERVICE - RES	1	1.00	41	34	1,394	891	\$ 2	\$ 2	\$ 0.04	\$ 9.54	\$ 9.59	\$ 9.59	
21A	EXTRA CAN/BAGS	125		1,301	34	44,231	28,282	\$ 57	\$ 58	\$ 0.04	\$ 8.81	\$ 8.85	\$ 8.85	
21A	SPECIAL PICKUP 35GL RES	7	157.00	12,717	37	470,529	300,861	\$ 606	\$ 620	\$ 0.04	\$ 9.54	\$ 9.59	\$ 9.59	
21A	SPECIAL PICKUP 60GL RES	8	157.00	14,915	47	701,005	448,230	\$ 903	\$ 924	\$ 0.04	\$ 9.54	\$ 9.59	\$ 9.59	
21A	SPECIAL PICKUP 96GL RES	3	157.00	4,710	77	362,670	231,895	\$ 467	\$ 478	\$ 0.04	\$ 9.54	\$ 9.59	\$ 9.59	
16	OVERFILL/OVERWEIGHT CHG	26		13	34	442	283	\$ 1	\$ 1	\$ 0.04	\$ 8.30	\$ 8.35	\$ 8.35	
<b>Total</b>		<b>4,653</b>		<b>216,129</b>		<b>9,741,671</b>	<b>6,228,922</b>							
35	1YD CONT 1xWEEKLY SVC	87	4.33	4,524	175	791,699	506,220	\$ 1,020	\$ 1,044	\$ 0.23	\$ 26.36	\$ 26.59	\$ 26.59	
35	1YD CONT 2xWEEKLY SVC	7	8.67	728	175	127,400	81,461	\$ 164	\$ 168	\$ 0.23	\$ 26.36	\$ 26.59	\$ 26.59	
35	1YD CONT 1X MONTH SVC	28	1.00	338	175	59,150	37,821	\$ 76	\$ 78	\$ 0.23	\$ 26.36	\$ 26.59	\$ 26.59	
35	1YD CONT EOW SVC	204	2.17	5,303	175	928,008	593,378	\$ 1,196	\$ 1,223	\$ 0.23	\$ 26.36	\$ 26.59	\$ 26.59	
35	1YD TEMP CONT PU	1	1.00	12	175	2,100	1,343	\$ 3	\$ 3	\$ 0.23	\$ 29.76	\$ 29.99	\$ 29.99	
35	1YD CONTAINER EXTRA PU	1	1.00	12	175	2,100	1,343	\$ 3	\$ 3	\$ 0.23	\$ 26.36	\$ 26.59	\$ 26.59	
35	SPECIAL PICKUP 1YD	5	1.00	55	175	9,660	6,177	\$ 12	\$ 13	\$ 0.23	\$ 29.75	\$ 29.98	\$ 29.98	
35	1.5YD CONT 1xWEEKLY SVC	41	4.33	2,121	250	530,292	339,074	\$ 683	\$ 699	\$ 0.33	\$ 36.98	\$ 37.31	\$ 37.31	
35	1.5YD CONT 2xWEEKLY SVC	1	8.67	104	250	26,000	16,625	\$ 33	\$ 34	\$ 0.33	\$ 36.98	\$ 37.31	\$ 37.31	
35	1.5YD CONT EOW SVC	38	2.17	992	250	248,083	158,627	\$ 320	\$ 327	\$ 0.33	\$ 36.98	\$ 37.31	\$ 37.31	
35	1.5YD CONT 1X MONTH SVC	19	1.00	12	250	3,000	1,956	\$ 4	\$ 4	\$ 0.34	\$ 37.04	\$ 37.37	\$ 37.37	
35	1.5YD CONTAINER EXTRA PU	1	1.00	12	250	3,000	1,918	\$ 4	\$ 4	\$ 0.33	\$ 36.98	\$ 37.31	\$ 37.31	
35	1.5YD TEMP CONTAINER PU	1	1.00	15	250	3,750	2,398	\$ 5	\$ 5	\$ 0.33	\$ 36.98	\$ 37.31	\$ 37.31	
35	SPECIAL PICKUP 1.5YD	1	1.00	17	250	4,286	2,740	\$ 6	\$ 6	\$ 0.33	\$ 40.36	\$ 40.69	\$ 40.69	
35	2YD CONT 1xWEEKLY SVC	137	4.33	7,114	324	2,305,012	1,473,848	\$ 2,970	\$ 3,038	\$ 0.43	\$ 51.64	\$ 52.07	\$ 52.07	
35	2YD CONT 2xWEEKLY SVC	26	8.67	2,720	324	881,359	563,550	\$ 1,136	\$ 1,162	\$ 0.43	\$ 51.64	\$ 52.07	\$ 52.07	
35	2YD CONT EOW SVC	74	2.17	1,926	324	624,077	399,041	\$ 804	\$ 823	\$ 0.43	\$ 51.64	\$ 52.07	\$ 52.07	
35	2YD CONT 1X MONTH SVC	27	1.00	327	324	105,948	67,744	\$ 137	\$ 140	\$ 0.43	\$ 51.64	\$ 52.07	\$ 52.07	
35	2YD CONTAINER EXTRA PU	1	1.00	12	324	3,888	2,486	\$ 5	\$ 5	\$ 0.43	\$ 57.28	\$ 57.71	\$ 57.71	
35	2YD TEMP CONTAINER PU	11	1.00	131	324	42,444	27,139	\$ 55	\$ 56	\$ 0.43	\$ 58.78	\$ 59.21	\$ 59.21	
35	SPECIAL PICKUP 2YD	3	1.00	31	324	10,109	6,464	\$ 13	\$ 13	\$ 0.43	\$ 57.28	\$ 57.71	\$ 57.71	
35	3YD CONT 1X WEEKLY SVC	9	4.33	454	473	214,703	137,283	\$ 277	\$ 283	\$ 0.62	\$ 67.88	\$ 68.50	\$ 68.50	
35	3YD CONT EOW SVC	1	2.17	33	473	15,373	9,829	\$ 20	\$ 20	\$ 0.62	\$ 67.88	\$ 68.50	\$ 68.50	
35	4YD CONT EOW SVC	3	2.17	76	613	46,486	29,724	\$ 60	\$ 61	\$ 0.81	\$ 92.52	\$ 93.33	\$ 93.33	
35	4YD CONT 1X WEEKLY SVC	22	4.33	1,133	613	694,631	444,154	\$ 895	\$ 916	\$ 0.81	\$ 92.52	\$ 93.33	\$ 93.33	
35	6YD CONT 1X WEEKLY SVC	4	4.33	208	840	174,720	111,718	\$ 225	\$ 230	\$ 1.11	\$ 139.48	\$ 140.59	\$ 140.59	
28,32,35 & 36	CMML EXTRA YARDAGE	28	1.00	335	125	41,817	26,738	\$ 54	\$ 55	\$ 0.16	\$ 31.68	\$ 31.84	\$ 31.84	
36	CUST OWN 2YD EXTRA PU	14	1.00	171	324	55,543	35,515	\$ 72	\$ 73	\$ 0.43	\$ 51.64	\$ 52.07	\$ 52.07	
36	CUST OWN 2YD 1X WK	2	4.33	88	324	28,642	18,314	\$ 37	\$ 38	\$ 0.43	\$ 51.64	\$ 52.07	\$ 52.07	
36	1-35 GAL CAN WEEKLY SVC	46	4.33	2,395	37	88,624	56,667	\$ 114	\$ 117	\$ 0.05	\$ 7.07	\$ 7.12	\$ 7.12	
36	1-96 GL CART WEEKLY SVC	14	4.33	726	77	55,889	35,736	\$ 72	\$ 74	\$ 0.10	\$ 11.79	\$ 11.89	\$ 11.89	
36	1-60 GAL CART CMML WKLY	5	4.33	285	47	13,391	8,562	\$ 17	\$ 18	\$ 0.06	\$ 9.00	\$ 9.06	\$ 9.06	
35.5 & 36	EXTRA CANS	8	1.00	93	29	2,697	1,724	\$ 3	\$ 4	\$ 0.04	\$ 8.69	\$ 8.72	\$ 8.72	
<b>Total</b>		<b>870</b>		<b>32,504</b>		<b>8,143,879</b>	<b>5,207,316</b>							
<b>Totals</b>		<b>5,523</b>		<b>248,633</b>		<b>17,885,550</b>	<b>11,436,238</b>							
<b>No Current Customers</b>														
Resident	35	1YD CONTAINER Special PU	-	1.00	12	175	2,100	\$ 1,343	\$ 3	\$ 3	\$ 0.23	\$ 29.75	\$ 29.98	\$ 29.98
	35	3 Yard	-	4.33	52	473	24,577	\$ 15,715	\$ 32	\$ 32	\$ 0.62	\$ 67.88	\$ 68.50	\$ 68.50
		Bulky Items	-	1.00	12	125	1,500	\$ 959	\$ 2	\$ 2	\$ 0.16	\$ 36.50	\$ 36.67	\$ 36.67
	35.5	35 gal can	-	1.00	12	37	444	\$ 284	\$ 1	\$ 1	\$ 0.05	\$ 7.07	\$ 7.12	\$ 7.12

Murrey's Disposal Co. Inc. G-09  
 dba Olympic Disposal  
 Jefferson Dump Fee Calculation  
 Effective 9-1-2025

Note from Brian Vandenburg. Customer Counts and disposal were taken fi

Tariff Page	Scheduled Service	Company Current Revenue	Company Proposed Revenue	Company Increased Revenue	Staff Calculated Revenue	Company Over/(Under) collecting
21	1-35 GAL CART WEEKLY SVC	\$ 468,300	\$ 471,670	\$ 3,369	\$ 471,670	\$ -
21	1-60 GAL CART WEEKLY SVC	\$ 384,696	\$ 387,426	\$ 2,731	\$ 387,426	\$ -
21	2-60 GAL CARTS WEEKLY SVC	\$ 4,274	\$ 4,304	\$ 30	\$ 4,304	\$ -
21	1-96 GAL CART WEEKLY SVC	\$ 150,002	\$ 151,340	\$ 1,338	\$ 151,340	\$ -
21	1-35 GAL CART EOW SVC	\$ 168,558	\$ 169,590	\$ 1,031	\$ 169,590	\$ -
21	1-60GAL CART EOW SVC	\$ 219,742	\$ 221,144	\$ 1,402	\$ 221,144	\$ -
21	2-60 GAL CARTS EOW SVC	\$ 1,515	\$ 1,524	\$ 10	\$ 1,524	\$ -
21	1-96 GAL EOW	\$ 64,451	\$ 64,960	\$ 509	\$ 64,960	\$ -
21	1-35 GAL MONTHLY	\$ 14,979	\$ 15,271	\$ 293	\$ 15,271	\$ -
21	1-60 GAL CART MONTHLY SVC	\$ 7,643	\$ 7,676	\$ 33	\$ 7,676	\$ -
21	1-96 GAL MONTHLY	\$ 2,188	\$ 2,200	\$ 12	\$ 2,200	\$ -
21A	ON CALL SERVICE - RES	\$ 391	\$ 393	\$ 2	\$ 393	\$ -
21A	EXTRA CAN/BAGS	\$ 11,461	\$ 11,519	\$ 58	\$ 11,519	\$ -
21A	SPECIAL PICKUP 35GL RES	\$ 773	\$ 777	\$ 4	\$ 777	\$ -
21A	SPECIAL PICKUP 60GL RES	\$ 907	\$ 911	\$ 4	\$ 911	\$ -
21A	SPECIAL PICKUP 96GL RES	\$ 286	\$ 288	\$ 1	\$ 288	\$ -
16	OVERFILL/OVERWEIGHT CHG	\$ 108	\$ 109	\$ 1	\$ 109	\$ -
	<b>Total</b>	<b>\$ 1,500,274</b>	<b>\$ 1,511,102</b>	<b>\$ 10,828</b>	<b>\$ 1,511,102</b>	<b>\$ -</b>
35	1YD CONT 1xWEEKLY SVC	\$ 119,265	\$ 120,308	\$ 1,044	\$ 120,308	\$ -
35	1YD CONT 2xWEEKLY SVC	\$ 19,192	\$ 19,360	\$ 168	\$ 19,360	\$ -
35	1YD CONT 1X MONTH SVC	\$ 8,911	\$ 8,989	\$ 78	\$ 8,989	\$ -
35	1YD CONT EOW SVC	\$ 139,799	\$ 141,022	\$ 1,223	\$ 141,022	\$ -
35	1YD TEMP CONT PU	\$ 357	\$ 360	\$ 3	\$ 360	\$ -
35	1YD CONTAINER EXTRA PU	\$ 316	\$ 319	\$ 3	\$ 319	\$ -
35	SPECIAL PICKUP 1YD	\$ 1,642	\$ 1,655	\$ 13	\$ 1,655	\$ -
35	1.5YD CONT 1xWEEKLY SVC	\$ 78,436	\$ 79,135	\$ 699	\$ 79,135	\$ -
35	1.5YD CONT 2xWEEKLY SVC	\$ 3,846	\$ 3,880	\$ 34	\$ 3,880	\$ -
35	1.5YD CONT EOW SVC	\$ 36,694	\$ 37,021	\$ 327	\$ 37,021	\$ -
35	1.5YD CONT 1X MONTH SVC	\$ 444	\$ 448	\$ 4	\$ 448	\$ -
35	1.5YD CONTAINER EXTRA PU	\$ 444	\$ 448	\$ 4	\$ 448	\$ -
35	1.5YD TEMP CONTAINER PU	\$ 555	\$ 560	\$ 5	\$ 560	\$ -
35	SPECIAL PICKUP 1.5YD	\$ 692	\$ 698	\$ 6	\$ 698	\$ -
35	2YD CONT 1xWEEKLY SVC	\$ 367,397	\$ 370,435	\$ 3,038	\$ 370,435	\$ -
35	2YD CONT 2xWEEKLY SVC	\$ 140,480	\$ 141,642	\$ 1,162	\$ 141,642	\$ -
35	2YD CONT EOW SVC	\$ 99,472	\$ 100,295	\$ 823	\$ 100,295	\$ -
35	2YD CONT 1X MONTH SVC	\$ 16,887	\$ 17,027	\$ 140	\$ 17,027	\$ -
35	2YD CONTAINER EXTRA PU	\$ 687	\$ 693	\$ 5	\$ 693	\$ -
35	2YD TEMP CONTAINER PU	\$ 7,701	\$ 7,757	\$ 56	\$ 7,757	\$ -
35	SPECIAL PICKUP 2YD	\$ 1,787	\$ 1,801	\$ 13	\$ 1,801	\$ -
35	3YD CONT 1X WEEKLY SVC	\$ 30,810	\$ 31,093	\$ 283	\$ 31,093	\$ -
35	3YD CONT EOW SVC	\$ 2,206	\$ 2,226	\$ 20	\$ 2,226	\$ -
35	4YD CONT EOW SVC	\$ 7,016	\$ 7,078	\$ 61	\$ 7,078	\$ -
35	4YD CONT 1X WEEKLY SVC	\$ 104,844	\$ 105,760	\$ 916	\$ 105,760	\$ -
35	6YD CONT 1X WEEKLY SVC	\$ 29,013	\$ 29,243	\$ 230	\$ 29,243	\$ -
28,32,35 & 36	CMML EXTRA YARDAGE	\$ 10,597	\$ 10,652	\$ 55	\$ 10,652	\$ -
36	CUST OWN 2YD EXTRA PU	\$ 8,853	\$ 8,926	\$ 73	\$ 8,926	\$ -
36	CUST OWN 2YD 1X WK	\$ 4,565	\$ 4,603	\$ 38	\$ 4,603	\$ -
36	1-35 GAL CAN WEEKLY SVC	\$ 16,941	\$ 17,058	\$ 117	\$ 17,058	\$ -
36	1-96 GL CART WEEKLY SVC	\$ 8,556	\$ 8,630	\$ 74	\$ 8,630	\$ -
36	1-60 GAL CART CMML WKLY	\$ 2,565	\$ 2,582	\$ 18	\$ 2,582	\$ -
35.5 & 36	EXTRA CANS	\$ 808	\$ 811	\$ 4	\$ 811	\$ -
	<b>Total</b>	<b>\$ 1,271,778</b>	<b>\$ 1,282,514</b>	<b>\$ 10,735</b>	<b>\$ 1,282,514</b>	<b>\$ -</b>
	<b>Totals</b>	<b>\$ 2,772,052</b>	<b>\$ 2,793,616</b>	<b>\$ 21,564</b>	<b>\$ 2,793,616</b>	<b>\$ -</b>

Resident	<b>No Current Customers</b>		Residential	50.22%
	35	1YD CONTAINER Special PU	Commercial	49.78%
	35	3 Yard Bulky Items		100.00%
	35.5	35 gal can	Revenue Increase:	
			Residential	\$ 10,828 0.72%

Murrey's Disposal Co. Inc. G-09  
 dba Olympic Disposal  
 Jefferson Dump Fee Calculation  
 Effective 9-1-2025

Note from Brian Vandenburg. Customer Counts and disposal were taken from and audited in TG-230778

Tariff Page	Scheduled Service	Monthly Customers	Monthly Frequency	Annual PU's	Meeks Weights	Calculated Annual	Adjusted Annual	Increase	Gross Up	Tariff Rate	Company Current	Company Proposed	
						Pounds	Pounds			Increase	Staff Calculated Rate	Tariff	
Commercial	35.5	35 gal can Temp	-	1.00	12	37	444	284	\$ 1	\$ 1	\$ 0.05	\$ 10.46	\$ 10.51
	35.5	60 gal can Temp	-	1.00	12	47	564	361	\$ 1	\$ 1	\$ 0.06	\$ 12.39	\$ 12.45
	35.5	96 gal Can	-	1.00	12	68	816	522	\$ 1	\$ 1	\$ 0.09	\$ 11.79	\$ 11.89
	35.5	96 gal Can Temp	-	1.00	12	68	816	522	\$ 1	\$ 1	\$ 0.09	\$ 15.17	\$ 15.27
	36	3 Yard	-	4.33	52	473	24,596	15,727	\$ 31	\$ 32	\$ 0.61	\$ 67.88	\$ 68.48
	36	4 Yard	-	4.33	52	613	31,876	20,382	\$ 40	\$ 41	\$ 0.79	\$ 92.52	\$ 93.31
	36	6 Yard	-	4.33	52	840	43,680	27,929	\$ 55	\$ 56	\$ 1.08	\$ 139.48	\$ 140.56
	36	32 gal can Temp	-	1.00	12	29	348	223	\$ 0	\$ 0	\$ 0.04	\$ 8.70	\$ 8.74
	36	1-32 GAL CAN WEEKLY SVC	-	4.33	52	29	1,508	964	\$ 2	\$ 2	\$ 0.04	\$ 6.44	\$ 6.48

Adjustment Factor Calculation

	Total	
Total Tonnage	5,718	For tonnage verification see -
Total Pounds	11,436,200	TG-230778
Total Pick Ups	248,633	
Adjustment factor	63.94%	

Murrey's Disposal Co. Inc. G-09  
 dba Olympic Disposal  
 Jefferson Dump Fee Calculation  
 Effective 9-1-2025

Note from Brian Vandenburg. Customer Counts and disposal were taken fi

	Tariff Page	Scheduled Service	Company Current Revenue	Company Proposed Revenue	Company Increased Revenue	Staff Calculated Revenue	Company Over/(Under) collecting
	35.5	35 gal can Temp		Commercial	\$ 10,735	0.84%	
	35.5	60 gal can Temp		<b>Total</b>	<b>\$ 21,564</b>		
	35.5	96 gal Can					
Commercial	35.5	96 gal Can Temp		Roll-off Tons	\$ 1,530	TG-230778	
	36	3 Yard					
	36	4 Yard					
	36	6 Yard		<b>Increase</b>	<b>\$ 6,164</b>	2.50%	
	36	32 gal can Temp					
	36	1-32 GAL CAN WEEKLY SVC			<b>\$ 27,728</b>		

Adjustment Factor Calcule

- Total Tonnage
- Total Pounds
- Total Pick Ups
- Adjustment factor

Murrey's Disposal Co. Inc. G-09  
 dba Olympic Disposal  
 Proposed Jefferson Rates Effective 1/1/2025

	Current Tariff Rate	Proposed Increase	New 1/1/2025 Rate
<b>Item 55, Pg. 16</b>			
Oversized Container	8.30	0.04	8.35
<b>Item 100, Pg. 21</b>			
35 Gal Weekly	29.37	0.21	29.59
60 Gal Weekly	37.82	0.27	38.09
96 Gal Weekly	49.32	0.44	49.76
35 Gal EOW	17.27	0.11	17.38
60 Gal EOW	21.04	0.13	21.17
96 Gal EOW	27.84	0.22	28.06
35 Gal Monthly	10.82	0.21	11.03
60 Gal Monthly	14.18	0.06	14.24
96 Gal Monthly	18.55	0.10	18.65
<b>Item 100, Pg. 21A</b>			
32 Gal Extra	8.81	0.04	8.85
Mini-Can Extra	8.81	0.04	8.85
35 Gal Extra	8.81	0.04	8.85
60 Gal Extra	8.81	0.04	8.85
On-Call	9.54	0.04	9.59
<b>Item 150, Pg. 28</b>			
Loose Material 1-4yd	31.68	0.16	31.84
Loose Material per Yard	31.68	0.16	31.84
Loose Material Min Charge	31.68	0.16	31.84
Bulky Items	36.50	0.16	36.67
<b>Item 207, Pg. 32</b>			
Overfilled Container	31.68	0.16	31.84
<b>Item 230, Pg. 34</b>			
Jefferson County	161.20	4.03	165.23
<b>Item 240, Pg. 35</b>			
1 Yard	26.36	0.23	26.59
1.5 Yard	36.98	0.33	37.31
2 Yard	51.64	0.43	52.07
3 Yard	67.88	0.62	68.50
4 Yard	92.52	0.81	93.33
6 Yard	139.48	1.11	140.59
1 Yard - Special	29.75	0.23	29.98
1.5 Yard - Special	40.36	0.33	40.69
2 Yard - Special	57.28	0.43	57.71
3 Yard - Special	71.26	0.62	71.88
4 Yard -Special	95.91	0.81	96.72
6 Yard - Special	146.25	1.11	147.36
1 Yard - Temp	29.76	0.23	29.99
1.5 Yard - Temp	41.78	0.33	42.11
2 Yard - Temp	58.78	0.43	59.21
3 Yard - Temp	67.88	0.62	68.50

Murrey's Disposal Co. Inc. G-09  
 dba Olympic Disposal  
 Proposed Jefferson Rates Effective 1/1/2025

	Current Tariff Rate	Proposed Increase	New 1/1/2025 Rate
4 Yard - Temp	92.52	0.81	93.33
Overfilled Container	31.68	0.16	31.84
<b>Item 240, Pg 35.5</b>			
35 Gal	7.07	0.05	7.12
35 Gal - Temp	10.46	0.05	10.51
60 Gal	9.00	0.06	9.06
60 Gal - Temp	12.39	0.06	12.45
96 Gal	11.79	0.10	11.89
96 Gal - Temp	15.17	0.10	15.27
Extra Yard	31.68	0.16	31.84
Additional Unit	8.69	0.04	8.72
35 Gal - Minimum	30.60	0.21	30.82
60 Gal - Minimum	39.11	0.27	39.38
96 Gal - Minimum	51.06	0.44	51.50
<b>Item 245, Pg. 36</b>			
35 Gal	6.44	0.04	6.48
35Gal - Temp	8.70	0.04	8.74
2 Yard	51.64	0.43	52.07
3 Yard	67.88	0.61	68.48
4 Yard	92.52	0.79	93.31
6 Yard	139.48	1.08	140.56
<b>Item 245, Pg. 36, Special/Temp</b>			
2 Yard	57.28	0.43	57.71
3 Yard	73.52	0.61	74.12
4 Yard	98.16	0.79	98.95
6 Yard	146.25	1.08	147.33
Over-filled Container	31.68	0.16	31.84
Extra Unit	8.69	0.04	8.72
32 Gal - Minimum	28.03	0.17	28.20

Murrey's Disposal Co., Inc. G-9  
 dba Olympic Disposal  
 Jefferson Regulated Price Out  
 August 1, 2022 - July 31, 2023

Note from Brian Vandenburg. Customer Counts and disposal were taken from and audited in TG-230778

Service Code	Service Code Description	Tariff Rate Monthly Rate	Tariff Page	Total Revenue		Average Customer
<b><u>RESIDENTIAL SERVICES</u></b>						
<b>RESIDENTIAL GARBAGE</b>						
20RW1	1-20 GAL CART WEEKLY SVC	\$18.24	21.0	3,493	32000	-
32RE1	1-32 GAL CAN-EOW SVC	\$13.82	21.0	1,085	32000	-
32RW1	1-32 GAL CAN-WEEKLY SVC	\$23.61	21.0	266	32000	-
32RW2	2-32 GAL CANS-WEEKLY SVC	\$34.95	21.0	1,153	32000	-
35RW1	1-35 GAL CART WEEKLY SVC	\$25.77	21.0	405,464	32000	1,329
96RW1	1-96 GAL CART WEEKLY SVC	\$43.23	21.0	131,484	32000	253
CARRYRE	CARRYOUT PER CAN-EOW	\$1.65	19.0	20	32001	1
CARRYRW	CARRYOUT PER CAN-WKLY	\$1.65	19.0	59	32001	3
EXTRAR	EXTRA CAN/BAGS	\$7.75	21A	11,594	32001	125
OFOWR	OVERFILL/OVERWEIGHT CHG	\$7.30	16.0	2,073	32001	26
RDELCART	RE-DELIVERY FEE-CART	\$20.51	15.0	3,302	32000	13
RESTART	SERVICE RESTART FEE	\$10.25	15.0	1,620	32000	13
TRIPRCANS	RETURN TRIP CHARGE - CANS	\$6.17	17.0	123	32001	2
60RW1	1-60 GAL CART WEEKLY SVC	\$33.19	21.0	336,471	32000	848
35RE1	1-35 GAL CART EOW SVC	\$15.18	21.0	146,963	32000	813
35RM1	1-35 GAL MONTHLY	\$9.53	21.0	12,989	32000	115
60RE1	1-60GAL CART EOW SVC	\$18.48	21.0	193,021	32000	870
60RE2	2-60 GAL CARTS EOW SVC	\$36.96	21.0	1,331	32000	3
60RM1	1-60 GAL CART MONTHLY SVC	\$12.49	21.0	6,732	32000	45
60RW2	2-60 GAL CARTS WEEKLY SVC	\$66.38	21.0	3,750	32000	5
96RE1	1-96 GAL EOW	\$24.44	21.0	56,579	32000	193
96RM1	1-96 GAL MONTHLY	\$16.33	21.0	1,927	32000	10
DRVNRE1	DRIVE IN UP TO 250-EOW	\$5.39	19.0	388	32000	6
DRVNRE2	DRIVE IN OVER 250-EOW	\$5.39	19.0	129	32000	2
DRVNRW1	DRIVE IN UP TO 250	\$5.39	19.0	162	32000	3
RCARRYOUT 5-25	RESI CARRYOUT FEE 5-25 FT	\$1.65	19.0	97	32000	5
RCARRYOUT OVER 25	RESI CARRYOUT FEE 25+ FT	\$2.48	19.0	29	32000	1
SP35-RES	SPECIAL PICKUP 35GL RES	\$8.40	21A	680	32001	7
SP60-RES	SPECIAL PICKUP 60GL RES	\$8.40	21A	798	32001	8
SP96-RES	SPECIAL PICKUP 96GL RES	\$8.40	21A	252	32001	3



32RM1	1-32 GAL CAN-MONTHLY SVC	\$8.40	21A	151	32000	-
RGATE	RESI GATE CHARGE	\$2.53	19.0	25	32001	1
ROLLE-RESI	ROLLOUT RESI EOW UP TO 25	\$1.21	31.0	220	32001	15
ROLLM-RESI	ROLLOUT RESI MTHLY UP TO 25 FT	\$0.56	31.0	11	32001	2
ROLLW-RESI	Rollout 25ft/can per pick up	\$2.43	31.0	6	32001	4
OC-RES	ON CALL SERVICE - RES	\$8.40	21A	126	32000	1

**TOTAL RESIDENTIAL GARBAGE**

<b>\$1,324,573.60</b>	<b>4,484</b>
-----------------------	--------------

Resi DF Count 4,653

**RESIDENTIAL RECYCLING**

**RESIDENTIAL RECYCLING**

recyonlypre	RECYCLE SERVICE ONLY	\$10.87	21.0	1,440	32100	11
recyrpre	RECYCLE PROGRAM WITH MSW	\$9.54	21.0	89,232	32100	779

**TOTAL RESIDENTIAL RECYCLING**

<b>\$90,672.64</b>	<b>790</b>
--------------------	------------

**COMMERCIAL SERVICES**

**COMMERCIAL SERVICES**

**COMMERCIAL GARBAGE**

**COMMERCIAL GARBAGE**

CTIME	COMMERCIAL TIME CHARGE	\$58.06	29.0	32	33010	1
DEL1.5TEMP-COM	DELIVERY FEE 1.5YD TEMP	\$31.65	35.0	32	33010	1
DEL2TEMP-COM	DELIVERY FEE 2YD TEMP	\$42.85	35.0	1,543	33010	3
F2YD1W	2YD CONT 1xWEEKLY SVC	\$195.89	35.0	33,791	33010	14
F2YDEOW	2YD CONT EOW SVC	\$98.17	35.0	11,142	33010	9
F4YD1W	4YD CONT 1X WEEKLY SVC	\$350.73	36.0	91,716	33010	22
F6YD1W	6YD CONT 1X WEEKLY SVC	\$529.39	35.0	25,411	33010	4
F1.5YD1W	1.5YD CONT 1xWEEKLY SVC	\$140.12	35.0	3,923	33010	2
F1.5YDEOW	1.5YD CONT EOW SVC	\$70.22	35.0	2,036	33010	2
F1YD1M	1YD CONT 1X MONTH SVC	\$23.08	35.0	1,154	33010	4
F1YD1W	1YD CONT 1xWEEKLY SVC	\$99.94	35.0	5,522	33010	5
F1YDEOW	1YD CONT EOW SVC	\$50.08	35.0	6,586	33010	11
F2YD2W	2YD CONT 2xWEEKLY SVC	\$391.78	35.0	40,500	33010	9
F3YD1W	3YD CONT 1X WEEKLY SVC	\$257.12	35.0	26,933	33010	9
F3YDEOW	3YD CONT EOW SVC	\$128.85	35.0	1,933	33010	1
F4YDEOW	4YD CONT EOW SVC	\$175.77	36.0	6,152	33010	3
SP1.5-COM	SPECIAL PICKUP 1.5YD	\$35.36	35.0	354	33010	1
SP2-COM	SPECIAL PICKUP 2YD	\$50.24	35.0	1,306	33010	3
DEL1TEMP-COM	DELIVERY FEE 1YD TEMP	\$24.07	35.0	48	33010	1
SP1-COM	SPECIAL PICKUP 1YD	\$26.08	35.0	1,200	33010	5
F2YDEXCO	CUST OWN 2YD EXTRA PU	\$50.24	36.0	5,024	33011	14
F2YD1WCO	CUST OWN 2YD 1X WK	\$195.89	36.0	1,665	33010	2
CEXYD	CMML EXTRA YARDAGE	\$27.87	35.0	9,324	33011	28
CLOCKWKLY	LOCK CHARGE-CONTAINER WKL	\$4.85	35.0	1,553	33011	27

R1.5YD1W	1.5YD CONT 1xWEEKLY SVC	\$140.12	35.0	64,665	33010	38
R1.5YD2W	1.5YD CONT 2xWEEKLY SVC	\$280.24	35.0	3,363	33010	1
R1.5YDEX	1.5YD CONTAINER EXTRA PU	\$35.36	35.0	35	33011	1
R1.5YDRENTM	1.5YD CONTAINER RENT-MTH	\$6.75	35.0	1,275	33010	18
R1.5YDRENTTD	1.5 YD TEMP CONT RENT DAI	\$0.77	35.0	155	33010	29
R1.5YDTPU	1.5YD TEMP CONTAINER PU	\$36.62	35.0	183	33010	1
R1YD1W	1YD CONT 1xWEEKLY SVC	\$99.94	35.0	98,816	33010	82
R1YD2W	1YD CONT 2xWEEKLY SVC	\$199.87	35.0	16,789	33010	7
R1YDEX	1YD CONTAINER EXTRA PU	\$26.08	35.0	52	33011	1
R1YDRENTM	1YD CONTAINER RENT-MTHLY	\$5.06	35.0	1,606	33010	26
R2YD1W	2YD CONT 1xWEEKLY SVC	\$195.89	36.0	287,811	33010	122
R2YD2W	2YD CONT 2xWEEKLY SVC	\$391.78	36.0	82,470	33010	18
R2YDEX	2YD CONTAINER EXTRA PU	\$50.24	35.0	100	33011	1
R2YDRENTM	2YD CONTAINER RENT-MTHLY	\$9.02	35.0	2,925	33010	27
R2YDTPU	2YD TEMP CONTAINER PU	\$51.57	35.0	6,756	33010	11
RDELTO8	REDELIVERY FEE UP TO 8YDS	\$30.85	15.0	524	33010	2
CLOCKEOW	LOCK CHARGE - CONT EOW	\$2.43	36.0	609	33011	21
96CW1	1-96 GL CART WEEKLY SVC	\$44.77	35.5	7,499	33010	14
CGATE	GATE CHARGE	\$4.85	36.0	662	33011	11
35CW1	1-35 GAL CAN WEEKLY SVC	\$26.89	35.5	14,863	33010	46
60CW1	1-60 GAL CART CMML WKLY	\$34.21	35.5	2,249	33010	5
CGATEEOW	GATE CHARGE EOW	\$2.43	36.0	117	33010	4
R1.5YDEOW	1.5YD CONT EOW SVC	\$70.22	35.0	30,124	33010	36
R1YD1M	1YD CONT 1X MONTH SVC	\$23.08	35.0	6,647	33010	24
R1YDEOW	1YD CONT EOW SVC	\$50.08	35.0	115,985	33010	193
R2YD1M	2YD CONT 1X MONTH SVC	\$45.24	35.0	14,793	33010	27
R2YDEOW	2YD CONT EOW SVC	\$98.17	35.0	76,131	33010	65
CTRIP	RETURN TRIP CHARGE - CONT	\$9.91	17.0	50	33011	1
R2YDRENTTD	2 YD TEMP CONT RENT DAILY	\$0.82	35.0	1,859	33010	189
R1.5YD1M	1.5YD CONT 1X MONTH SVC	\$32.36	35.0	7,216	33010	19
R1YDRENTTD	1YD TEMP CONT RENT DAILY	\$0.56	35.0	87	33010	22
ROLLOUTOC	ROLL OUT	\$1.12	31.0	9	33011	1
R1YDRENTT	1YD TEMP CONT RENT	\$5.60	35.0	67	33010	1
ADDTLPAK25	OVER 25FT ROLLOUT FOR CONTAINERS	\$0.16	31.0	76	33011	39
CEX	EXTRA CANS	\$7.65	36.0	237	33011	8
RDELOVER8	REDELIVERY FEE OVER 8YDS	\$61.55	15.0	62	33010	
R1YDTPU	1YD TEMP CONT PU	\$26.09	35.0	52	33010	1
ADDTLPACKA25	OVER 25FT ROLLOUT FOR AUTO CARTS	\$0.11	35.0	57	33011	43

**TOTAL COMMERCIAL GARBAGE**

**\$1,125,853.79**

**809**

DF Count

**870**

**DROP BOX SERVICES**

**DROP BOX SERVICES**

<b>DROP BOX HAULS/RENTAL</b>	<b>DROP BOX HAULS/RENTAL</b>					
CONNECTFEE	CONNECT/DISCONNECT	\$6.02	42.0	205	31010	3
CPHAUL15	15YD COMPACTOR-HAUL	\$113.82	42.0	114	31000	0
CPHAUL30	30YD COMPACTOR-HAUL	\$206.82	42.0	7,032	31000	1
RODEL	ROLL OFF-DELIVERY	\$166.66	39.0	14,999	31010	8
ROHAUL20	20YD ROLL OFF-HAUL	\$106.78	39.0	13,454	31000	11
ROHAUL20T	20YD ROLL OFF TEMP HAUL	\$153.33	39.0	13,953	31000	8
ROHAUL30	30YD ROLL OFF-HAUL	\$113.41	39.0	26,878	31000	20
ROHAUL30T	30YD ROLL OFF TEMP HAUL	\$242.07	39.0	17,671	31000	6
ROMILE	ROLL OFF-MILEAGE	\$3.84	39.0	10,956	31010	238
RORELOCATE	ROLL OFF RELOCATE	\$122.34	17.0	245	31010	0
RORENT20D	20YD ROLL OFF-DAILY RENT	\$9.60	39.0	19,094	31002	6
RORENT20M	20YD ROLL OFF-MNTHLY RENT	\$78.65	39.0	5,979	31002	6
RORENT30D	30YD ROLL OFF-DAILY RENT	\$16.00	39.0	26,736	31002	5
RORENT30M	30YD ROLL OFF-MNTHLY RENT	\$81.90	39.0	9,581	31002	10
ROWAIT	TIME/STANDBY CHARGE	\$80.72	29.0	161	31010	0
ROHAUL30CO	30YD CUST OWNED R/O HAUL	\$114.97	40.0	805	31000	1
ROHAUL40	40YD ROLL OFF-HAUL	\$131.42	39.0	13,668	31000	9
RORENT40M	40YD ROLL OFF-MNTHLY RENT	\$81.90	39.0	983	31002	1

<b><u>\$182,513.80</u></b>	<b><u>28</u></b>
----------------------------	------------------

<b>PASSTHROUGH DISPOSAL</b>	<b>PASSTHROUGH DISPOSAL</b>					
DISP	DISPOSAL FEE PER TON	\$157.27	34.0	241,258	31005	

<b>TOTAL PASSTHROUGH DISPOSAL</b>	<b><u>\$ 241,258.33</u></b>
-----------------------------------	-----------------------------

<b><u>Service Charges</u></b>	<b><u>Service Charges</u></b>					
FINCHG	LATE FEE	\$1.00	8.0	2,720	38000	

<b>TOTAL SERVICE CHARGES</b>	<b><u>\$2,720.33</u></b>	<b><u>6112</u></b>
------------------------------	--------------------------	--------------------

<b><u>Service Charges</u></b>	<b><u>Mill Haul</u></b>					
ROWKND	WEEKEND/HOLIDAY RO SVC	\$250.70	16.0	4,638	31020	
ROMILL - W		\$2,334.24	16.0	107,375	31020	
ROMILL-C		\$1,731.88	16.0	1,030,835	31020	


1,142,848


**TOTAL REVENUE**

**\$4,110,440.63**

Note from Brian Vandenburg. Customer Counts and disposal were taken from and audited in TG-230778

Dump Fee Schedule





P

M

M

T

M

G

T

T

T

D

T

O

G


T

P

T

T

D



%  
%  
%

%





