

Grays Harbor Disposal
Income Statement
March 31, 2021

Districts/Grouping: 2186

Exclude IC:
System:

TEXT IN RED BOX CONFIDENTIAL PER WAC 480-07-160

	Apr-20	May-20	Jun-20	Jul-20	Aug-20	Sep-20	Oct-20	Nov-20	Dec-20	Jan-21	Feb-21	Mar-21	Total
98501 Days - Weekdays													
31000 Hauling Revenue - Roll Off Permanent													
31001 Hauling Revenue - Roll Off Temporary													
31002 Hauling Revenue - Roll Off Rental													
31004 Hauling Revenue - Roll Off Recycling													
31005 Hauling Revenue - Roll Off Disposal Chg													
31010 Hauling Revenue - Roll Off Extras													
32000 Hauling Revenue - Residential MSW													
32001 Hauling Revenue - Residential MSW Extras													
32100 Hauling Revenue - Residential Recycling													
33000 Hauling Revenue - Commercial FEL													
33001 Hauling Revenue - Commercial FEL Extras													
33020 Hauling Revenue - Commercial Recycling F													
33021 Hauling Revenue - Commercial Recycling F													
Hauling Revenue													
35001 Transfer Station - Third Party Adjustmen													
Transfer and MRF													
35510 Proceeds - OCC													
35517 Proceeds - Other Recyclables													
35520 Support - OCC													
35571 Proceeds - Ferrous Metal													
Recycling Proceeds													
Landfill Revenue													
Intermodal													
38000 Other Revenue													
38001 P-Card Rebate Revenue													
Other Revenue													
Revenue													
40101 Disposal Landfill													
40122 Disposal Other													
40139 Disposal Transfer Station Intercompany													
Disposal													
40861 Processing Fees MRF													
40869 Processing Fees MRF Intercompany													
MRF Processing													
41201 Rebates and Revenue Sharing													
43001 Taxes and Pass Thru Fees													
43002 WUTC Taxes													
Brok. and Taxes													
44168 Cost of Materials - Other Recyclables													
44169 Cost of Materials - Intercompany													
Cost of Materials													
Other Expense													
Rev Reductions													
Net Revenue													

Grays Harbor Disposal
Income Statement
March 31, 2021

Districts/Grouping: 2186

Exclude IC:
System:

TEXT IN RED BOX CONFIDENTIAL PER WAC 480-07-160

	Apr-20	May-20	Jun-20	Jul-20	Aug-20	Sep-20	Oct-20	Nov-20	Dec-20	Jan-21	Feb-21	Mar-21	Total																																																																																																																																																																																																												
98501 Days - Weekdays	[REDACTED]																																																																																																																																																																																																																								
50020 Wages Regular													[REDACTED]																																																																																																																																																																																																												
50025 Wages O.T.																									[REDACTED]																																																																																																																																																																																																
50035 Safety Bonuses																																					[REDACTED]																																																																																																																																																																																				
50036 Other Bonus/Commission - Non-Safety																																																	[REDACTED]																																																																																																																																																																								
50045 Contract Labor																																																													[REDACTED]																																																																																																																																																												
50050 Payroll Taxes																																																																									[REDACTED]																																																																																																																																																
50060 Group Insurance																																																																																					[REDACTED]																																																																																																																																				
50065 Vacation Pay																																																																																																	[REDACTED]																																																																																																																								
50070 Sick Pay																																																																																																													[REDACTED]																																																																																																												
50086 Safety and Training																																																																																																																									[REDACTED]																																																																																																
50090 Uniforms																																																																																																																																					[REDACTED]																																																																																				
50116 Union Benefit Expense																																																																																																																																																	[REDACTED]																																																																								
50117 Union Pension																																																																																																																																																													[REDACTED]																																																												
Labor																																																																																																																																																																									[REDACTED]																																																
51295 Licenses																																																																																																																																																																																					[REDACTED]																																				
Truck Fixed																																																																																																																																																																																																	[REDACTED]																								
52010 Salaries																																																																																																																																																																																																													[REDACTED]												
52020 Wages Regular																																																																																																																																																																																																																									[REDACTED]
52025 Wages O.T.	[REDACTED]																																																																																																																																																																																																																								
52035 Safety Bonuses													[REDACTED]																																																																																																																																																																																																												
52036 Other Bonus/Commission - Non-Safety																									[REDACTED]																																																																																																																																																																																																
52050 Payroll Taxes																																					[REDACTED]																																																																																																																																																																																				
52060 Group Insurance																																																	[REDACTED]																																																																																																																																																																								
52065 Vacation Pay																																																													[REDACTED]																																																																																																																																																												
52070 Sick Pay																																																																									[REDACTED]																																																																																																																																																
52086 Safety and Training																																																																																					[REDACTED]																																																																																																																																				
52090 Uniforms																																																																																																	[REDACTED]																																																																																																																								
52115 Pension and Profit Sharing																																																																																																													[REDACTED]																																																																																																												
52116 Union Benefit Expense																																																																																																																									[REDACTED]																																																																																																
52117 Union Pension																																																																																																																																					[REDACTED]																																																																																				
52120 Parts and Materials																																																																																																																																																	[REDACTED]																																																																								
52125 Operating Supplies																																																																																																																																																													[REDACTED]																																																												
52135 Equipment and Maint Repair																																																																																																																																																																									[REDACTED]																																																
52140 Tires																																																																																																																																																																																					[REDACTED]																																				
52142 Fuel Expense																																																																																																																																																																																																	[REDACTED]																								
52144 Urea Additive Expense																																																																																																																																																																																																													[REDACTED]												
52146 Oil and Grease																																																																																																																																																																																																																									[REDACTED]
52147 Outside Repairs	[REDACTED]																																																																																																																																																																																																																								
52165 Communications													[REDACTED]																																																																																																																																																																																																												
52181 Freight																									[REDACTED]																																																																																																																																																																																																
52182 Towing Expense																																					[REDACTED]																																																																																																																																																																																				
52200 Office Supply and Equip																																																	[REDACTED]																																																																																																																																																																								
52901 Costs Awaiting Capitalization																																																													[REDACTED]																																																																																																																																																												
Truck Variable																																																																									[REDACTED]																																																																																																																																																
55020 Wages Regular																																																																																					[REDACTED]																																																																																																																																				
55025 Wages O.T.																																																																																																	[REDACTED]																																																																																																																								
55035 Safety Bonuses																																																																																																													[REDACTED]																																																																																																												
55036 Other Bonus/Commission - Non-Safety																																																																																																																									[REDACTED]																																																																																																
55050 Payroll Taxes																																																																																																																																					[REDACTED]																																																																																				
55060 Group Insurance																																																																																																																																																	[REDACTED]																																																																								
55065 Vacation Pay																																																																																																																																																													[REDACTED]																																																												
55070 Sick Pay																																																																																																																																																																									[REDACTED]																																																
55090 Uniforms																																																																																																																																																																																					[REDACTED]																																				
55116 Union Benefit Expense																																																																																																																																																																																																	[REDACTED]																								
55117 Union Pension																																																																																																																																																																																																													[REDACTED]												
55120 Parts and Materials																																																																																																																																																																																																																									[REDACTED]
55125 Operating Supplies	[REDACTED]																																																																																																																																																																																																																								
55147 Outside Repairs													[REDACTED]																																																																																																																																																																																																												
Container Exp																									[REDACTED]																																																																																																																																																																																																
56010 Salaries																																					[REDACTED]																																																																																																																																																																																				
56036 Other Bonus/Commission - Non-Safety																																																	[REDACTED]																																																																																																																																																																								
56050 Payroll Taxes																																																													[REDACTED]																																																																																																																																																												
56060 Group Insurance																																																																									[REDACTED]																																																																																																																																																

Grays Harbor Disposal
Income Statement
March 31, 2021

Districts/Grouping: 2186

Exclude IC:
System:

TEXT IN RED BOX CONFIDENTIAL PER WAC 480-07-160

	Apr-20	May-20	Jun-20	Jul-20	Aug-20	Sep-20	Oct-20	Nov-20	Dec-20	Jan-21	Feb-21	Mar-21	Total
98501 Days - Weekdays													
56115 Pension and Profit Sharing													
Superv. Ex													
57125 Operating Supplies													
57147 Bldg & Property													
57150 Utilities													
57165 Communications													
57166 Leachate Treatment													
57175 Non-Qualifying Operating Lease Expense													
57254 Drive Cam & Routing SW Fees													
57255 Other Prof Fees													
57256 Laboratory Fees													
57275 Property Taxes													
57280 Other Taxes													
57345 Security Services													
57353 Monitoring and Maint													
57357 Permits													
57370 Bonds Expense													
Other Operating													
Closure Exp													
59340 Self Insurance Premium													
59341 A&L - Current Year Claims													
59342 A&L - Prior Year Claims													
59343 WC - Current Year Claims													
59344 WC - Prior Year Claims													
59400 Damages paid by District													
59401 Insurance claim repairs													
59500 Workers Comp Prem													
Insurance Exp													
91010 Gain/Loss on Sale of Asset													
91015 Gain/Loss from Real Estate Lease													
G/L on Ops													
Cost of Ops													
Gross Profit													
60030 Bonuses and Commissions													
60225 Advertising and Promotions													
Sales Exp													
70010 Salaries													
70020 Wages Regular													
70025 Wages O.T.													
70036 Other Bonus/Commission - Non-Safety													
70050 Payroll Taxes													
70060 Group Insurance													
70065 Vacation Pay													
70070 Sick Pay													
70086 Safety and Training													
70095 Empl & Commun Activ													
70105 Employee Relocation													
70116 Pension and Profit Sharing													
70147 Bldg & Property Maint													
70148 Allocated Exp In - District													
70150 Utilities													
70165 Communications													
70167 Cellular Telephone													
70175 Non-Qualifying Operating Lease Expense													
70185 Postage													
70195 Dues and Subscriptions													
70200 Travel													
70205 Travel - Auto													

Grays Harbor Disposal
Income Statement
March 31, 2021

Districts/Grouping: 2186

Exclude IC:
System:

TEXT IN RED BOX CONFIDENTIAL PER WAC 480-07-160

	Apr-20	May-20	Jun-20	Jul-20	Aug-20	Sep-20	Oct-20	Nov-20	Dec-20	Jan-21	Feb-21	Mar-21	Total
98501 Days - Weekdays													
70206 Meals													
70210 Office Supplies and Equip													
70214 Credit Card Fees													
70215 Bank Charges													
70225 Advertising and Promotions													
70235 Legal													
70255 Other Prof Fees													
70300 Data Processing													
70302 Computer Supplies													
70303 Software License Fees													
70310 Bad Debt Provision													
70320 Credit and Collection													
70335 Miscellaneous													
G&A													
70149 Corporate Overhead Allocation In													
Corp Overhead													
Total SG&A													
EBITDA													
Watch list EBITDA													
51260 Depreciation													
54260 Depreciation													
57260 Depreciation													
70260 Depreciation													
Depreciation													
Airspace Amort													
70269 Long Term Contract Amort													
Intangible Amort													
Total DDA													
EBIT From Ops													
Interest Exp													
Interest Income													
91002 NSF Fees													
Other Inc/Exp													
NI b/ Taxes & Extra													
Extra. Items													
NI b/ Taxes													
Taxes													
Net Income													
Non Controlling Int													
Net Income Attrib													
Data Not Included													

Grays Harbor Transfer
Income Statement
March 31,2021

Districts/Grouping: 2187

Exclude IC:
System:

TEXT IN RED BOX CONFIDENTIAL PER WAC 480-07-160

	Apr-20	May-20	Jun-20	Jul-20	Aug-20	Sep-20	Oct-20	Nov-20	Dec-20	Jan-21	Feb-21	Mar-21	Total	
98501 Days - Weekdays	[REDACTED]												0%	
Hauling Revenue														
35000 Transfer Station - Third Party														41%
35001 Transfer Station - Third Party Adjustmen														0%
35009 Transfer Station - Intercompany														58%
35500 MRF Processing Charge														1%
Transfer and MRF														100%
35519 Proceeds - Intercompany Material Sales														0%
Recycling Proceeds														0%
Landfill Revenue														
Intermodal														
38000 Other Revenue														0%
38001 P-Card Rebate Revenue														0%
Other Revenue														0%
Revenue														100%
40101 Disposal Landfill														16%
40109 Disposal Landfill Intercompany														0%
40122 Disposal Other														16%
Disposal														
40869 Processing Fees MRF Intercompany														0%
MRF Processing														0%
41121 Brokerage Cost														32%
43001 Taxes and Pass Thru Fees														19%
Brok. and Taxes														51%
Cost of Materials														
Other Expense														
Rev Reductions														67%
Net Revenue														33%
50020 Wages Regular														4%
50025 Wages O.T.														1%
50035 Safety Bonuses														0%
50036 Other Bonus/Commission - Non-Safety														0%
50045 Contract Labor														0%
50050 Payroll Taxes														0%
50060 Group Insurance														1%
50065 Vacation Pay														0%
50070 Sick Pay														0%
50086 Safety and Training														0%
50090 Uniforms														0%
50115 Pension and Profit Sharing														0%
50116 Union Benefit Expense														1%

Grays Harbor Transfer
Income Statement
March 31,2021

Districts/Grouping: 2187

Exclude IC:
System:

TEXT IN RED BOX CONFIDENTIAL PER WAC 480-07-160

	Apr-20	May-20	Jun-20	Jul-20	Aug-20	Sep-20	Oct-20	Nov-20	Dec-20	Jan-21	Feb-21	Mar-21	Total
98501 Days - Weekdays													0%
50117 Union Pension													0%
Labor													7%
51295 Licenses													0%
Truck Fixed													0%
52020 Wages Regular													1%
52025 Wages O.T.													0%
52035 Safety Bonuses													0%
52036 Other Bonus/Commission - Non-Safety													0%
52050 Payroll Taxes													0%
52060 Group Insurance													0%
52065 Vacation Pay													0%
52070 Sick Pay													0%
52086 Safety and Training													0%
52090 Uniforms													0%
52116 Union Benefit Expense													0%
52117 Union Pension													0%
52120 Parts and Materials													0%
52125 Operating Supplies													0%
52135 Equipment and Maint Repair													0%
52140 Tires													0%
52142 Fuel Expense													1%
52144 Urea Additive Expense													0%
52146 Oil and Grease													0%
52147 Outside Repairs													0%
52175 Equip/Vehicle Rental													0%
52182 Towing Expense													0%
52901 Costs Awaiting Capitalization													0%
Truck Variable													3%
55116 Union Benefit Expense													0%
Container Exp													0%
Superv. Ex													
57125 Operating Supplies													0%
57147 Bldg & Property													0%
57165 Communications													0%
57255 Other Prof Fees													0%
57256 Laboratory Fees													0%
57275 Property Taxes													1%
57280 Other Taxes													(0%)
57345 Security Services													0%
57353 Monitoring and Maint													0%
57357 Permits													0%
57370 Bonds Expense													(0%)
Other Operating													2%
Closure Exp													
59271 Property and Liability Insurance													0%
59340 Self Insurance Premium													0%
59343 WC - Current Year Claims													0%
59344 WC - Prior Year Claims													(0%)
59500 Workers Comp Prem													0%
Insurance Exp													0%
G/L on Ops													

Grays Harbor Transfer
Income Statement
March 31,2021

Districts/Grouping: 2187


Exclude IC:
System:

TEXT IN RED BOX CONFIDENTIAL PER WAC 480-07-160

	Apr-20	May-20	Jun-20	Jul-20	Aug-20	Sep-20	Oct-20	Nov-20	Dec-20	Jan-21	Feb-21	Mar-21	Total
98501 Days - Weekdays													0%
Cost of Ops													12%
Gross Profit													20%
Sales Exp													
70010 Salaries													0%
70036 Other Bonus/Commission - Non-Safety													0%
70050 Payroll Taxes													0%
70060 Group Insurance													0%
70086 Safety and Training													0%
70095 Empl & Commun Activ													0%
70116 Pension and Profit Sharing													0%
70147 Bldg & Property Maint													0%
70148 Allocated Exp In - District													0%
70150 Utilities													0%
70165 Communications													0%
70210 Office Supplies and Equip													0%
70225 Advertising and Promotions													0%
70255 Other Prof Fees													1%
70301 Computer Software													0%
70303 Software License Fees													0%
70310 Bad Debt Provision													0%
70335 Miscellaneous													0%
G&A													1%
70149 Corporate Overhead Allocation In													3%
Corp Overhead													3%
Total SG&A													4%
EBITDA													16%
Watch list EBITDA													17%
51260 Depreciation													1%
57260 Depreciation													7%
70260 Depreciation													0%
Depreciation													8%
Airspace Amort													
70269 Long Term Contract Amort													0%
Intangible Amort													0%
Total DDA													9%
EBIT From Ops													7%
Interest Exp													
Interest Income													
Other Inc/Exp													
NI b/ Taxes & Extra													7%
Extra. Items													
NI b/ Taxes													7%
Taxes													

Grays Harbor Transfer
Income Statement
March 31,2021

Districts/Grouping: 2187 Exclude IC: **TEXT IN RED BOX CONFIDENTIAL PER WAC 480-07-160**
System:

	Apr-20	May-20	Jun-20	Jul-20	Aug-20	Sep-20	Oct-20	Nov-20	Dec-20	Jan-21	Feb-21	Mar-21	Total	
98501 Days - Weekdays													0%	
Net Income													7%	
Non Controlling Int														
Net Income Attrib													7%	
Data Not Included														

Harbor Disposal and Eastern Grays Harbor Disposal
Income Statement, Restate Adj's, Pro form Adj's, and Allocations
Test Year Ended March 31, 2021

1	2	3	4	5	6	7	8	9	10	11
			1	2	3	4	5	6	7	8
Abbreviations										
Driver Hours DH										
Revenue REV										
Customers CUST										
CONT COUNT										
BILLED CUST										
Recycle Ton RTONS										
MSW Tons MTONS										
Long Haul Hrs LH										
Actual ACT										

GL Code	Description	Allocator	Per IS As Booked		Restating Adjustments		Adjusted Total		Pro forma Adjustments	
			2186	2187	2186	2187	2186	2187	2186	2187

Revenue										
[REDACTED]										

Harbor Disposal and Eastern Grays Harbor Disposal
Income Statement, Restate Adj's, Pro form Adj's, and Allocations
Test Year Ended March 31, 2021

1	2	3	4	5	6	7	8	9	10	11
			1	2	3	4	5	6	7	8
Abbreviations										
Driver Hours DH										
Revenue REV										
Customers CUST										
CONT COUNT										
BILLED CUST										
Recycle Ton RTONS										
MSW Tons MTONS										
Long Haul Hrs LH										
Actual ACT										

GL Code	Description	Allocator	Per IS As Booked		Restating Adjustments		Adjusted Total		Pro forma Adjustments	
			2186	2187	2186	2187	2186	2187	2186	2187
[REDACTED]										

Harbor Disposal and Eastern Grays Harbor Disposal
Income Statement, Restate Adj's, Pro form Adj's, and Allocations
Test Year Ended March 31, 2021

	2	3	12	13	14	16	17	18	19	21
			9	10	11	13	14	15		
			Regulated		Non-Reg		2187		Total	
Driver Hours										
Revenue										
Customers										
Recycle Ton										
MSW Tons										
Long Haul Hrs										
Actual										

GL Code	Description	Allocator	Final Total			Regulated	Non-Regulated	2187	Total Allocated
			2186	2187	Total				
[REDACTED]									

Harbor Disposal and Eastern Grays Harbor Disposal
Income Statement, Restate Adj's, Pro form Adj's, and Allocations
Test Year Ended March 31, 2021

1	2	3	4	5	6	7	8	9	10	11
			1	2	3	4	5	6	7	8
Abbreviations										
Driver Hours DH										
Revenue REV										
Customers CUST										
CONT COUNT										
BILLED CUST										
Recycle Ton RTONS										
MSW Tons MTONS										
Long Haul Hrs LH										
Actual ACT										

GL Code	Description	Allocator	Per IS As Booked		Restating Adjustments		Adjusted Total		Pro forma Adjustments	
			2186	2187	2186	2187	2186	2187	2186	2187
[REDACTED]										

Harbor Disposal and Eastern Grays Harbor Disposal
Income Statement, Restate Adj's, Pro form Adj's, and Allocations
Test Year Ended March 31, 2021

1	2	3	12	13	14	16	17	18	19	21
			9	10	11	13	14	15		
			Regulated		Non-Reg		2187		Total	
Driver Hours										
Revenue										
Customers										
Recycle Ton										
MSW Tons										
Long Haul Hrs										
Actual										

GL Code	Description	Allocator	Final Total			Regulated	Non-Regulated	2187	Total Allocated
			2186	2187	Total				

Harbor Disposal and Eastern Grays Harbor Disposal
 Regulated Line of Business Allocation
 April 1, 2020 - March 31, 2021

Abbreviations		
	MSW	Recycling
Driver Hours DH		
Revenue REV		
Customers CUST		
Actual ACT		




100.00%
 100.00%
 100.00%

USOA #	GL Code	Description	Allocator	Total Regulated	MSW	Recycling
	Revenue					
	31000					-
	31100					-
	32000					-
	33000					-
	33104					-
	33100					-
	34000					-
						-
						-
	35000					-
	35001					-
	35009					-
	35500					-
						-
						-
	35510					-
	35517					-
	35519					-
	35520					-
	35571					-
						-
						-
	38000					-
	38001					-
						-
						0
						-
						-
	Expenses					
	4115	52010				-
	4115	52020				-
						-
	4115	52025				-
	4115	52035				-
	4115	52036				-
	4115	52065				-
	4115	52070				-
	4115	55020				-
	4115	55025				-
	4115	55035				-
	4115	55036				-
	4115	55065				-
	4115	55070				-
						-
						-
	4120	57147				-
						-
						-
	4130	52120				-
	4130	52125				-


4645	70149		-
4645	70148		-
			-
			-
4650	50060		-
4650	52060		-
4650	55060		-
4650	56060		-
4650	70060		-
4650	50115		-
4650	50116		-
4650	50117		-
4650	52115		-
4650	52116		-
4650	52117		-
4650	55116		-
4650	55117		-
4650	56115		-
4650	70116		-
			-
			-
4660	70320		-
			-
			-
4670	70310		-
			-
			-
			-
4680	43002		-
			-
			-
4690	70300		-
4690	70095		-
4690	70105		-
4690	70147		-
4690	70195		-
4690	70200		-
4690	70205		-
4690	70206		-
4690	70255		-
4690	70301		-
4690	70303		-
4690	70335		-
			-
			-
			-
			-
			-
			-
			-
			-
			-
			-
			-
5000	51260		-
5000	54260		-
5000	57260		-
5000	57260.1		-
5000	70260		-
5000	70260.2		-
			-
			-
			-
			-
			-
			-
			-
			-
			-
			-
5100	91010		-
5100	91015		-
			-
			-
			-
			-
			-
			-
			-
			-
			-
			-
			(0)
			-
5150	70269		-
			-
			-
			-
			-
			-
			-
			-
			-
			-
			-
			-
			(0)
			-
			-
5220	51295		-

Harbor Disposal and Eastern Grays Harbor Disposal
Restating Adjustments
Test Year Ended March 31, 2021

Reconcile Revenue to Detailed Billing Records and Determine Regulated vs. Non-Regulated Breakout



<u>Bad Debt Calculation</u>	<u>2186</u>	<u>2187</u>	
Beginning test period	601,258	152,304	11902
Ending test period	<u>664,728</u>	<u>152,546</u>	
Write-off	63,470	241	
Recovery			
Beginning test period	204,863	43,482	11903
Ending test period	<u>221,163</u>	<u>43,482</u>	
Net recovery	16,300	0	
Actual write off expense	47,170	241	
Income Statement	32,807	152	
Adjustment Acct 4670	14,363	89	



Bad Debt Expense	
	47,170
Revenue	
	14,218,146
Bad Debt Percent	
	0.33% For LG Input
Adjust WUTC Fee to Actual	
Regulated Revenue	4,566,936
UTC Fee	0.5100%
	23,291
Per IS	23,003
	289

**Harbor Disposal and Eastern Grays Harbor Disposal
Proforma Adjustments
Test Year Ended March 31, 2021**

Forward Looking Wage Increases:

Residential Garbage Drivers	82,247	
Roll Off Driver	5,723	
Residential Recycling	21,123	
Commercial Recycling	5,774	
Commercial Garbage	8,292	
Delivery Driver	6,124	
Long Haul Driver	3,361	
Adjustment 50020	132,645	- check

Mechanics 52020	3,824	
Maintenance Manager 52010	1,632	
Container 55020	7,834	
Office Salaried 70010	5,646	
Office Hourly 70020	15,275	
Supervisors 56010	51,369	
	85,580	- check

Wage Increases Adjust 218,224


Reclass PR Tax:

Drivers 50050	10,147	
Mechanics 52020	293	
Container 55020	125	
Office Salaried/Hourly 70010/70020	432	
Supervisors 56010	3,930	
Adjust PR Tax	14,926	

Customer Notification:

Residential	7,040	0.60	\$	4,224
Commercial	1,206	0.60	\$	723
Roll-off	55	0.60	\$	33
<i>check</i>	-		\$	4,981

Notification Cost Amortizes over 24-months \$2,490




Harbor Disposal and Eastern Grays Harbor Disposal
Allocators for Regulated, Non-Regulated and by Line of Business
Test Year Ended March 31, 2021

[Link within this workbook](#)

Line of Business	Regulated	Non-Regulated	Total
Customer Counts			
[Redacted Data]			

Driver Hours



Container Depreciation

Regulated Non-Reg Cities Total

Allocation of Container Depreciation

Recycling Tons


Regulated Non-Regulated Total

FTE Count

2186 2187 Total


Summary - Gray's Harbor (Hauling Operations)
Depreciation/Average Investment
March 31, 2021

Equipment	Cost	Salvage	Depr Cost	Test Year Depr	Beginning Accum Depr 4/1/2020	Ending Accum Depr 3/31/2021	Average Investment 3/31/2021
-----------	------	---------	--------------	-------------------	-------------------------------------	-----------------------------------	------------------------------------




Depreciation & Average Investment - Regulated/Non-Regulated Allocation

Total	Depreciation Expense		Allocator	Check	Total	Average Investment		Check	Allocator
	Regulated	Non-Regulated				Regulated	Non-Regulated		



Depreciation & Average Investment - Regulated by LOB

Total	Depreciation Expense				Total	Average Investment			
	MSW	Recycle	Allocator	Check		MSW	Recycle	Check	Allocator



Gray's Harbor
Regulated Areas Price Out
April 1 - March 31

2020-2021

Hardcoded/mo

Service Code	Service Code Description	2020 Rates	2021 Rates	Total Revenue	Total Customers	Average Customers	Cart Size
RESIDENTIAL SERVICES							
RESIDENTIAL GARBAGE							
RL020.0G1W001	20 GL 1X WK 1	11.68	11.71	11,384.08	974	81	20
RL020.0G1W001NOREC	20 GL 1X WK NO RECY 1	13.68	13.71	1,150.80	84	7	20
SL020.0G1W001NOREC	20 GL 1X WK NO RECY 1	13.68	13.71	-	-	-	20
SL020.0G1W001WREC	20 GL 1X WK W/RECY 1	11.68	11.71	485.95	42	3	20
RL020.0G1W003WREC	20 GL 1X WK W/RECY 3	35.04	35.13	-	-	-	20
RL032.0G1M001	32 GL 1X MO 1	6.56	6.58	-	-	-	-
SL032.0G1M001	32 GL 1X MO 1	6.56	6.58	-	-	-	-
RL032.0G1M001NOREC	32 GL 1X MO NO RECY 1	8.56	8.58	154.28	18	2	-
RL032.0G1M001WREC	32 GL 1X MO W/RECY 1	6.56	6.58	3,263.35	497	41	-
RL032.0G1W001NOREC	32 GL 1X WK NO RECY 1	18.87	18.92	34,787.40	1,842	154	-
RL032.0G1W002NOREC	32 GL 1X WK NO RECY 2	27.94	28.01	3,855.52	138	11	-
RL032.0G1W003NOREC	32 GL 1X WK NO RECY 3	37.31	37.41	850.32	23	2	-
RL032.0G1W004NOREC	32 GL 1X WK NO RECY 4	46.30	46.42	557.55	12	1	-
RL032.0G1W001WREC	32 GL 1X WK W/RECY 1	16.87	16.92	59,309.47	3,513	293	-
RL032.0G1W002WREC	32 GL 1X WK W/RECY 2	25.94	26.01	3,159.11	122	10	-
RL032.0G1W003WREC	32 GL 1X WK W/RECY 3	35.31	35.41	848.84	24	2	-
RL032.0G1W004WREC	32 GL 1X WK W/RECY 4	44.30	44.42	-	-	-	-
RL032.0GEO001NOREC	32 GL EOW NO RECY 1	13.97	14.00	3,015.35	216	18	-
RL032.0GEO001WREC	32 GL EOW W/RECY 1	11.97	12.00	11,327.65	946	79	-
SL035.0G1M001NOREC	35 GL 1X MO NO RECY 1	9.21	9.23	110.66	12	1	35
SL035.0G1M001WREC	35 GL 1X MO W/RECY 1	7.21	7.23	1,900.00	263	22	35
SL035.0G1W001NOREC	35 GL 1X WK NO RECY 1	20.04	20.09	3,764.77	188	16	35
SL035.0G1W001WREC	35 GL 1X WK W/ RECY 1	18.04	18.09	19,034.42	1,054	88	35
SL035.0GEO001NOREC	35 GL EOW NO RECY 1	14.81	14.84	993.61	67	6	35
SL035.0GEO001WREC	35 GL EOW W/RECY 1	12.81	12.84	8,273.26	645	54	35
SL065.0G1M001	65 GL 1X MO 1	9.83	9.86	197.29	20	2	65
SL065.0G1M001NOREC	65 GL 1X MO NO RECY 1	11.83	11.86	7,269.94	614	51	65
SL065.0G1M002NOREC	65 GL 1X MO NO RECY 2	-	-	-	-	-	65
SL065.0G1M001WREC	65 GL 1X MO W/RECY 1	9.83	9.86	63,824.92	6,488	541	65
SL065.0G1M002WREC	65 GL 1X MO W/RECY 2	-	-	-	-	-	65
SL065.0G1W001	65 GL 1X WK 1	26.49	26.56	2,868.68	108	9	65
SL065.0G1W002	65 GL 1X WK 2	-	-	-	-	-	65
SL065.0G1W001NOREC	65 GL 1X WK NO RECY 1	28.49	28.56	48,948.72	1,717	143	65
SL065.0G1W001WREC	65 GL 1X WK W/RECY 1	26.49	26.56	446,108.40	16,829	1,402	65
SL065.0G1W002WREC	65 GL 1X WK W/RECY 2	-	-	-	-	-	65
SL065.0GEO001	65 GL EOW 1	17.00	17.05	2,983.75	175	15	65
SL065.0GEO001NOREC	65 GL EOW NO RECY 1	19.00	19.05	43,828.84	2,305	192	65
SL065.0GEO002NOREC	65 GL EOW NO RECY 2	-	-	-	-	-	65
SL065.0GEO003NOREC	65 GL EOW NO RECY 3	-	-	-	-	-	65
SL065.0GEO001WREC	65 GL EOW W/RECY 1	17.00	17.05	571,855.73	33,614	2,801	65
SL065.0GEO002WREC	65 GL EOW W/RECY 2	-	-	-	-	-	65
SL095.0G1M001	95 GL 1X MO 1	13.16	13.20	52.64	4	0	95
SL095.0G1M001NOREC	95 GL 1X MO NO RECY 1	15.16	15.20	1,123.83	74	6	95
SL095.0G1M0001WRECSPCL	95 GL 1X MO S/D W/RECY 1	-	-	-	-	-	95
SL095.0G1M001WREC	95 GL 1X MO W/RECY 1	13.16	13.20	12,678.21	963	80	95
SL095.0G1M002WREC	95 GL 1X MO W/RECY 2	-	-	-	-	-	95
SL095.0G1W001	95 GL 1X WK 1	36.57	36.67	1,065.75	29	2	95
SL095.0G1W001NOREC	95 GL 1X WK NO RECY 1	38.57	38.67	11,651.70	302	25	95
SL095.0G1W002NOREC	95 GL 1X WK NO RECY 2	-	-	-	-	-	95
SL095.0G1W001WREC	95 GL 1X WK W/RECY 1	36.57	36.67	175,781.48	4,803	400	95
SL095.0G1W002WREC	95 GL 1X WK W/RECY 2	-	-	-	-	-	95
SL095.0GEO001	95 GL EOW 1	22.15	22.21	139.52	6	1	95
SL095.0GEO001NOREC	95 GL EOW NO RECY 1	24.15	24.21	6,268.94	259	22	95
SL095.0GEO001WREC	95 GL EOW W/RECY 1	22.15	22.21	121,527.76	5,483	457	95
SL095.0GEO002WREC	95 GL EOW W/RECY 12	-	-	-	-	-	95
ACCESSEOW-RES	ACCESS EOW - RES	4.41	4.43	342.89	78	6	-
ACCESS-RES	ACCESS FEE - RES	8.79	8.84	1,411.58	160	13	-
ACCESSMTH-RES	ACCESS FEE MONTHLY - RES	1.02	2.04	18.74	15	1	-
ADJ-RES	ADJUSTMENT SERVICE - RES	-	-	(157.93)	-	-	-
APPLIANCER	APPLIANCE REMOVAL - RES	33.24	33.85	134.79	4	0	-
BULKY-RES	BULKY ITEM PICK UP - RES	13.95	13.99	556.82	40	3	-
CITYFEE-RES	CITY FEE - RES	-	-	-	-	-	-
CLEAN-RES	CONTAINER CLEANING FEE	10.13	10.16	-	-	-	-
UNRETURN-RES	CONTAINER UNRETURNED FEE	75.00	75.00	300.00	4	0	-
DISP-RES	DISPOSAL FEE -RES	-	-	-	-	-	-
DONATIONRES	DONATED SERVICE RESIDENTIAL	-	-	-	-	-	-
DRIVEINEOW-RES	DRIVE IN EOW - RES	4.07	4.09	633.57	155	13	-
DRIVEIN-RES	DRIVE IN SERVICE - RES	8.14	8.16	3,837.18	471	39	-
EMPLOYEEER	EMPLOYEE SERVICE RES	-	-	-	-	-	-
EXTRA-RES	EXTRA CAN, BAG, BOX - RES	4.74	4.75	14,628.94	3,085	257	-
EXTRAYDG-RES	EXTRA YARDAGE - RES	-	-	-	-	-	-
GFUEL-ACCT ADJ	FUEL & MATERIAL SURCHARGE	-	-	-	-	-	-
GFUEL-RES	FUEL & MATERIAL SURCHARGE	-	-	-	-	-	-
GOOD-RES	GOODWILL CREDIT - RES	-	-	-	-	-	-
LOOSE-RES	LOOSE MATERIAL - RES	24.99	25.06	-	-	-	-
OC-RES	ON CALL SERVICE - RES	7.55	7.57	1,609.70	213	18	-
OW-RES	OVERFILL / OVERWEIGHT CAN	7.01	7.03	-	-	-	-
OS-RES	OVERSIZE CAN - RES	7.01	7.03	7.03	1	0	-
REDEL-RES	REDELIVER FEE - RES	20.25	20.30	-	-	-	-
REINSTATE-RES	REINSTATE FEE - RES	11.44	11.47	2,635.85	230	19	-
RTRNCART65-RES	RETURN TRIP 65 GL - RES	-	-	13.86	-	-	-
RTRNCART95-RES	RETURN TRIP 95 GL - RES	-	-	-	-	-	-
RTRNTRIP-RES	RETURN TRIP FEE - RES	13.82	13.86	843.94	61	5	-
RTRNCART-RES	RETURN TRIP FEE CART - RE	-	-	(13.82)	-	-	-
ROLL1PTRES	ROLL OUT PART TIME RES	-	-	-	-	-	-
SPCL32-RES	SPECIAL 32 GL - RES	7.55	7.57	7.55	1	0	-

Modified formula

2020-2021

Service Code Description	Container Counts			
	Can Size	Container Size	Quantity	Count
RESIDENTIAL SERVICES				
RESIDENTIAL GARBAGE				
20 GL 1X WK 1			1	81
20 GL 1X WK NO RECY 1			1	7
20 GL 1X WK NO RECY 1			1	-
20 GL 1X WK W/RECY 1			1	3
20 GL 1X WK W/RECY 3			3	-
32 GL 1X MO 1	32		1	-
32 GL 1X MO 1	32		1	-
32 GL 1X MO NO RECY 1	32		1	2
32 GL 1X MO W/RECY 1	32		1	41
32 GL 1X WK NO RECY 1	32		1	154
32 GL 1X WK NO RECY 2	32		2	23
32 GL 1X WK NO RECY 3	32		3	6
32 GL 1X WK NO RECY 4	32		4	4
32 GL 1X WK W/RECY 1	32		1	293
32 GL 1X WK W/RECY 2	32		2	20
32 GL 1X WK W/RECY 3	32		3	6
32 GL 1X WK W/RECY 4	32		4	-
32 GL EOW NO RECY 1	32		1	18
32 GL EOW W/RECY 1	32		1	79
35 GL 1X MO NO RECY 1			1	1
35 GL 1X MO W/RECY 1			1	22
35 GL 1X WK NO RECY 1			1	16
35 GL 1X WK W/RECY 1			1	88
35 GL EOW NO RECY 1			1	6
35 GL EOW W/RECY 1			1	54
65 GL 1X MO 1			1	2
65 GL 1X MO NO RECY 1			1	51
65 GL 1X MO NO RECY 2			2	-
65 GL 1X MO W/RECY 1			1	541
65 GL 1X MO W/RECY 2			2	-
65 GL 1X WK 1			1	9
65 GL 1X WK 2			2	-
65 GL 1X WK NO RECY 1			1	143
65 GL 1X WK W/RECY 1			1	1,402
65 GL 1X WK W/RECY 2			2	-
65 GL EOW 1			1	15
65 GL EOW NO RECY 1			1	192
65 GL EOW NO RECY 2			2	-
65 GL EOW NO RECY 3			3	-
65 GL EOW W/RECY 1			1	2,801
65 GL EOW W/RECY 2			2	-
95 GL 1X MO 1			1	0
95 GL 1X MO NO RECY 1			1	6
95 GL 1X MO S/D W/RECY 1			1	-
95 GL 1X MO W/RECY 1			1	80
95 GL 1X MO W/RECY 2			2	-
95 GL 1X WK 1			1	2
95 GL 1X WK NO RECY 1			1	25
95 GL 1X WK NO RECY 2			2	-
95 GL 1X WK W/RECY 1			1	400
95 GL 1X WK W/RECY 2			2	-
95 GL EOW 1			1	1
95 GL EOW NO RECY 1			1	22
95 GL EOW W/RECY 1			1	457
95 GL EOW W/RECY 12			12	-
ACCESS EOW - RES				
ACCESS FEE - RES				
ACCESS FEE MONTHLY - RES				
ADJUSTMENT SERVICE - RES				
APPLIANCE REMOVAL - RES				
BULKY ITEM PICK UP - RES				
CITY FEE - RES				
CONTAINER CLEANING FEE				
CONTAINER UNRETURNED FEE				
DISPOSAL FEE - RES				
DONATED SERVICE RESIDENTIAL				
DRIVE IN EOW - RES				
DRIVE IN SERVICE - RES				
EMPLOYEE SERVICE RES				
EXTRA CAN, BAG, BOX - RES				
EXTRA YARDAGE - RES				
FUEL & MATERIAL SURCHARGE				
FUEL & MATERIAL SURCHARGE				
GOODWILL CREDIT - RES				
LOOSE MATERIAL - RES				
ON CALL SERVICE - RES				
OVERFILL / OVERWEIGHT CAN				
OVERSIZE CAN - RES				
REDELIVER FEE - RES				
REINSTATE FEE - RES				
RETURN TRIP 65 GL - RES				
RETURN TRIP 95 GL - RES				
RETURN TRIP FEE - RES				
RETURN TRIP FEE CART - RE				
ROLL OUT PART TIME RES				
SPECIAL 32 GL - RES				

Increase per LG MSW	7.82%	0.75%	8.57%
Recycle	-4.12%	0.00%	-4.12%

Current Annual Revenue	\$ 4,562,891
COVID Expenses to be Recovered	\$ 35,325
2-Year Recovery with B&O and WUTC Fee	\$ 18,071
2-Year Rate Increase Needed for COVID Exp. Recovery	0.40%

2020-2021

Service Code Description

RESIDENTIAL SERVICES

RESIDENTIAL GARBAGE

Service Code Description	Proposed Annual			%	COVID EXPENSE RECOVERY	
	Proposed Tariff Rate	Revenue	Change in Annual		Proposed Tariff Rate	Revenue
20 GL 1X WK 1	\$ 12.71	\$ 12,383	\$ 999	8.78%	\$ 12.76	\$ 12,432.38
20 GL 1X WK NO RECY 1	\$ 14.88	\$ 1,251	\$ 101	8.75%	\$ 14.94	\$ 1,256.42
20 GL 1X WK NO RECY 1	\$ 14.88	\$ -	\$ -	#DIV/0!	\$ 14.94	\$ -
20 GL 1X WK W/RECY 1	\$ 12.71	\$ 529	\$ 43	8.78%	\$ 12.76	\$ 530.71
20 GL 1X WK W/RECY 3	\$ 38.14	\$ -	\$ -	#DIV/0!	\$ 38.29	\$ -
32 GL 1X MO 1	\$ 7.14	\$ -	\$ -	#DIV/0!	\$ 7.17	\$ -
32 GL 1X MO 1	\$ 7.14	\$ -	\$ -	#DIV/0!	\$ 7.17	\$ -
32 GL 1X MO NO RECY 1	\$ 9.32	\$ 168	\$ 14	8.77%	\$ 9.35	\$ 168.47
32 GL 1X MO W/RECY 1	\$ 7.14	\$ 3,551	\$ 288	8.82%	\$ 7.17	\$ 3,565.20
32 GL 1X WK NO RECY 1	\$ 20.54	\$ 37,843	\$ 3,056	8.78%	\$ 20.62	\$ 37,993.28
32 GL 1X WK NO RECY 2	\$ 30.41	\$ 4,194	\$ 338	8.77%	\$ 30.53	\$ 4,210.40
32 GL 1X WK NO RECY 3	\$ 40.62	\$ 925	\$ 75	8.78%	\$ 40.78	\$ 928.68
32 GL 1X WK NO RECY 4	\$ 50.40	\$ 607	\$ 49	8.78%	\$ 50.60	\$ 608.90
32 GL 1X WK W/RECY 1	\$ 18.37	\$ 64,535	\$ 5,225	8.81%	\$ 18.44	\$ 64,790.24
32 GL 1X WK W/RECY 2	\$ 28.24	\$ 3,437	\$ 277	8.78%	\$ 28.35	\$ 3,450.17
32 GL 1X WK W/RECY 3	\$ 38.44	\$ 924	\$ 75	8.80%	\$ 38.60	\$ 927.19
32 GL 1X WK W/RECY 4	\$ 48.23	\$ -	\$ -	#DIV/0!	\$ 48.42	\$ -
32 GL EOW NO RECY 1	\$ 15.20	\$ 3,279	\$ 264	8.74%	\$ 15.26	\$ 3,291.96
32 GL EOW W/RECY 1	\$ 13.03	\$ 12,321	\$ 994	8.77%	\$ 13.08	\$ 12,370.06
35 GL 1X MO NO RECY 1	\$ 10.02	\$ 120	\$ 10	8.73%	\$ 10.06	\$ 120.79
35 GL 1X MO W/RECY 1	\$ 7.85	\$ 2,067	\$ 167	8.79%	\$ 7.88	\$ 2,075.22
35 GL 1X WK NO RECY 1	\$ 21.81	\$ 4,095	\$ 330	8.77%	\$ 21.90	\$ 4,111.26
35 GL 1X WK W/ RECY 1	\$ 19.64	\$ 20,708	\$ 1,674	8.79%	\$ 19.72	\$ 20,789.99
35 GL EOW NO RECY 1	\$ 16.11	\$ 1,080	\$ 87	8.74%	\$ 16.18	\$ 1,084.71
35 GL EOW W/RECY 1	\$ 13.94	\$ 8,998	\$ 725	8.76%	\$ 14.00	\$ 9,033.75
65 GL 1X MO 1	\$ 10.70	\$ 215	\$ 18	8.90%	\$ 10.75	\$ 215.70
65 GL 1X MO NO RECY 1	\$ 12.88	\$ 7,908	\$ 638	8.78%	\$ 12.93	\$ 7,939.34
65 GL 1X MO NO RECY 2	\$ -	\$ -	\$ -	#DIV/0!	\$ -	\$ -
65 GL 1X MO W/RECY 1	\$ 10.70	\$ 69,454	\$ 5,629	8.82%	\$ 10.75	\$ 69,728.64
65 GL 1X MO W/RECY 2	\$ -	\$ -	\$ -	#DIV/0!	\$ -	\$ -
65 GL 1X WK 1	\$ 28.84	\$ 3,121	\$ 252	8.80%	\$ 28.95	\$ 3,133.52
65 GL 1X WK 2	\$ -	\$ -	\$ -	#DIV/0!	\$ -	\$ -
65 GL 1X WK NO RECY 1	\$ 31.01	\$ 53,241	\$ 4,293	8.77%	\$ 31.13	\$ 53,452.15
65 GL 1X WK W/RECY 1	\$ 28.84	\$ 485,286	\$ 39,178	8.78%	\$ 28.95	\$ 487,208.21
65 GL 1X WK W/RECY 2	\$ -	\$ -	\$ -	#DIV/0!	\$ -	\$ -
65 GL EOW 1	\$ 18.51	\$ 3,248	\$ 264	8.86%	\$ 18.58	\$ 3,261.05
65 GL EOW NO RECY 1	\$ 20.68	\$ 47,679	\$ 3,850	8.78%	\$ 20.76	\$ 47,867.35
65 GL EOW NO RECY 2	\$ -	\$ -	\$ -	#DIV/0!	\$ -	\$ -
65 GL EOW NO RECY 3	\$ -	\$ -	\$ -	#DIV/0!	\$ -	\$ -
65 GL EOW W/RECY 1	\$ 18.51	\$ 622,223	\$ 50,367	8.81%	\$ 18.58	\$ 624,686.86
65 GL EOW W/RECY 2	\$ -	\$ -	\$ -	#DIV/0!	\$ -	\$ -
95 GL 1X MO 1	\$ 14.33	\$ 57	\$ 5	8.90%	\$ 14.39	\$ 57.55
95 GL 1X MO NO RECY 1	\$ 16.50	\$ 1,223	\$ 99	8.79%	\$ 16.57	\$ 1,227.51
95 GL 1X MO S/D W/RECY 1	\$ -	\$ -	\$ -	#DIV/0!	\$ -	\$ -
95 GL 1X MO W/RECY 1	\$ 14.33	\$ 13,796	\$ 1,118	8.81%	\$ 14.39	\$ 13,850.39
95 GL 1X MO W/RECY 2	\$ -	\$ -	\$ -	#DIV/0!	\$ -	\$ -
95 GL 1X WK 1	\$ 39.81	\$ 1,160	\$ 94	8.84%	\$ 39.97	\$ 1,164.55
95 GL 1X WK NO RECY 1	\$ 41.98	\$ 12,675	\$ 1,023	8.78%	\$ 42.15	\$ 12,724.84
95 GL 1X WK NO RECY 2	\$ -	\$ -	\$ -	#DIV/0!	\$ -	\$ -
95 GL 1X WK W/RECY 1	\$ 39.81	\$ 191,231	\$ 15,450	8.79%	\$ 39.97	\$ 191,988.58
95 GL 1X WK W/RECY 2	\$ -	\$ -	\$ -	#DIV/0!	\$ -	\$ -
95 GL EOW 1	\$ 24.11	\$ 152	\$ 12	8.86%	\$ 24.21	\$ 152.49
95 GL EOW NO RECY 1	\$ 26.28	\$ 6,819	\$ 550	8.77%	\$ 26.39	\$ 6,845.82
95 GL EOW W/RECY 1	\$ 24.11	\$ 132,209	\$ 10,681	8.79%	\$ 24.21	\$ 132,732.47
95 GL EOW W/RECY 12	\$ -	\$ -	\$ -	#DIV/0!	\$ -	\$ -
ACCESS EOW - RES	\$ 4.80	\$ 374	\$ 31	8.99%	\$ 4.82	\$ 375.18
ACCESS FEE - RES	\$ 9.59	\$ 1,538	\$ 127	8.97%	\$ 9.63	\$ 1,544.26
ACCESS FEE MONTHLY - RES	\$ 2.21	\$ 34	\$ 15	82.40%	\$ 2.22	\$ 34.32
ADJUSTMENT SERVICE - RES	\$ -	\$ -	\$ 158	-100.00%	\$ -	\$ -
APPLIANCE REMOVAL - RES	\$ 36.75	\$ 147	\$ 12	9.06%	\$ 36.90	\$ 147.58
BULKY ITEM PICK UP - RES	\$ 15.19	\$ 606	\$ 49	8.77%	\$ 15.25	\$ 608.05
CITY FEE - RES	\$ -	\$ -	\$ -	#DIV/0!	\$ -	\$ -
CONTAINER CLEANING FEE	\$ 11.03	\$ -	\$ -	#DIV/0!	\$ 11.07	\$ -
CONTAINER UNRETURNED FEE	\$ 81.43	\$ 326	\$ 26	8.57%	\$ 81.75	\$ 327.00
DISPOSAL FEE - RES	\$ -	\$ -	\$ -	#DIV/0!	\$ -	\$ -
DONATED SERVICE RESIDENTIAL	\$ -	\$ -	\$ -	#DIV/0!	\$ -	\$ -
DRIVE IN EOW - RES	\$ 4.44	\$ 690	\$ 57	8.96%	\$ 4.46	\$ 693.08
DRIVE IN SERVICE - RES	\$ 8.86	\$ 4,174	\$ 336	8.77%	\$ 8.89	\$ 4,190.18
EMPLOYEE SERVICE RES	\$ -	\$ -	\$ -	#DIV/0!	\$ -	\$ -
EXTRA CAN, BAG, BOX - RES	\$ 5.16	\$ 15,907	\$ 1,278	8.74%	\$ 5.18	\$ 15,970.30
EXTRA YARDAGE - RES	\$ -	\$ -	\$ -	#DIV/0!	\$ -	\$ -
FUEL & MATERIAL SURCHARGE	\$ -	\$ -	\$ -	#DIV/0!	\$ -	\$ -
FUEL & MATERIAL SURCHARGE	\$ -	\$ -	\$ -	#DIV/0!	\$ -	\$ -
GOODWILL CREDIT - RES	\$ -	\$ -	\$ -	#DIV/0!	\$ -	\$ -
LOOSE MATERIAL - RES	\$ 27.21	\$ -	\$ -	#DIV/0!	\$ 27.32	\$ -
ON CALL SERVICE - RES	\$ 8.22	\$ 1,751	\$ 142	8.81%	\$ 8.25	\$ 1,758.38
OVERFILL / OVERWEIGHT CAN	\$ 7.63	\$ -	\$ -	#DIV/0!	\$ 7.66	\$ -
OVERSIZE CAN - RES	\$ 7.63	\$ 8	\$ 1	8.88%	\$ 7.66	\$ 7.68
REDELIVER FEE - RES	\$ 22.04	\$ -	\$ -	#DIV/0!	\$ 22.13	\$ -
REINSTATE FEE - RES	\$ 12.45	\$ 2,867	\$ 231	8.75%	\$ 12.50	\$ 2,877.95
RETURN TRIP 65 GL - RES	\$ -	\$ -	\$ (14)	-100.00%	\$ -	\$ -
RETURN TRIP 95 GL - RES	\$ -	\$ -	\$ -	#DIV/0!	\$ -	\$ -
RETURN TRIP FEE - RES	\$ 15.05	\$ 918	\$ 74	8.81%	\$ 15.11	\$ 921.89
RETURN TRIP FEE CART - RE	\$ -	\$ -	\$ 14	-100.00%	\$ -	\$ -
ROLL OUT PART TIME RES	\$ -	\$ -	\$ -	#DIV/0!	\$ -	\$ -
SPECIAL 32 GL - RES	\$ 8.22	\$ 8	\$ 1	8.86%	\$ 8.25	\$ 8.25

Gray's Harbor
Regulated Areas Price Out
April 1 - March 31

2020-2021

Hardcoded/mo

Service Code	Service Code Description	2020 Rates	2021 Rates	Total Revenue	Total Customers	Average Customers	Cart Size
SPCL95-RES	SPECIAL 95 GL - RES	13.88	13.92	41.64	3	0	
SP32-RES	SPECIAL PICK UP 32 GL - RES	7.55	7.57	67.97	9	1	
SP65-RES	SPECIAL PICK UP 65 GL - R	9.27	9.29	5,855.75	631	53	
SP95-RES	SPECIAL PICK UP 95 GL - R	13.88	13.92	2,048.49	147	12	
SP35-RES	SPECIAL PICKUP 35 GL - RES	7.55	7.57	45.34	6	1	
TIME-RES	TIME FEE 1 - RES	126.56	126.90	493.86	4	0	
TIMENP-RES	TIME FEE 1 - RES	93.15	93.40	537.18	6	0	
TIRELG-RES	TIRE FEE LARGE - RES	11.64	11.85	-	-	-	
TIRESM-RES	TIRE FEE SMALL - RES	2.77	2.82	-	-	-	
WI5-RES	WALK IN 101-125' - RES	8.93	8.94	214.30	24	2	
WI2-RES	WALK IN 26-50' - RES	4.13	4.14	640.79	155	13	
WI3-RES	WALK IN 51-75' - RES	5.73	5.74	360.08	63	5	
WI-RES	WALK IN 6-25' - RES	2.53	2.54	1,784.05	704	59	
WI1EOW-RES	WALK IN 6-25' EOW - RES	-	1.28	17.85	4	0	
WI1MTH-RES	WALK IN 6-25' MTH - RES	-	0.59	-	-	-	
WI4-RES	WALK IN 76-100' - RES	7.33	7.34	161.36	22	2	
TOTAL RESIDENTIAL GARBAGE		-	-	\$ 1,725,481.84	84,475	7,040	
RESIDENTIAL RECYCLING	RESIDENTIAL RECYCLING	-	-				
RECBINONLYR	RECYCLE SERVICE ONLY	9.98	10.00	8,629.72	864	72	
RECPRGADJ-RES	RECYCLING PROGRAM ADJUSTM	8.98	9.00	755,808.87	84,119	7,010	
TOTAL RESIDENTIAL RECYCLING		-	-	\$ 764,438.59	84,983	7,082	95R
COMMERCIAL SERVICES	COMMERCIAL SERVICES	-	-				
COMMERCIAL GARBAGE	COMMERCIAL GARBAGE	-	-				
FL001.0Y1W001	1 YD 1X WK 1	102.64	102.90	64,971.25	633	53	
RL001.0Y1W001	1 YD 1X WK 1	102.64	102.90	56,344.46	549	46	
FL001.0Y2W001	1 YD 2X WK 1	190.93	191.40	-	-	-	
RL001.0Y2W001	1 YD 2X WK 1	190.93	191.40	-	-	-	
FL001.0YEO001	1 YD EOW 1	58.60	58.74	40,404.21	689	57	
RL001.0YEO001	1 YD EOW 1	58.60	58.74	72,798.68	1,242	103	
RL001.0YXX001TEMPC	1 YD TEMP	30.57	30.65	214.07	7	1	
RL001.5Y1M001	1.5 YD 1X MO 1	49.04	49.17	334.20	7	1	
FL001.5Y1W001	1.5 YD 1X WK 1	142.48	142.88	47,848.71	336	28	
RL001.5Y1W001	1.5 YD 1X WK 1	142.48	142.88	33,466.68	235	20	
FL001.5Y2W001	1.5 YD 2X WK 1	263.98	264.72	3,172.94	12	1	
RL001.5Y2W001	1.5 YD 2X WK 1	263.98	264.72	5,470.37	21	2	
FL001.5YEO001	1.5 YD EOW 1	81.87	82.09	22,837.00	279	23	
RL001.5YEO001	1.5 YD EOW 1	81.87	82.09	28,766.43	351	29	
RL001.5YXX001TEMPC	1.5 YD TEMP	43.33	43.45	1,170.99	27	2	
FL002.0Y1W001	2 YD 1X WK 1	184.65	185.14	76,720.12	415	35	
RL002.0Y1W001	2 YD 1X WK 1	184.65	185.14	66,118.69	358	30	
FL002.0Y2W001	2 YD 2X WK 1	346.94	347.86	3,592.31	10	1	
RL002.0Y2W001	2 YD 2X WK 1	346.94	347.86	10,343.98	30	2	
FL002.0YEO001	2 YD EOW 1	103.69	103.97	15,128.63	146	12	
RL002.0YEO001	2 YD EOW 1	103.69	103.97	23,028.34	222	18	
RL002.0YXX001TEMPC	2 YD TEMP	55.77	55.92	15,853.38	284	24	
FL002.0YXX001TEMPC	2 YD TEMP	55.77	55.92	-	-	-	
FL003.0Y1W001	3 YD 1X WK 1	261.16	261.88	72,553.83	278	23	
FL003.0Y2W001	3 YD 2X WK 1	495.55	496.91	-	-	-	
FL003.0YEO001	3 YD EOW 1	144.24	144.64	3,999.04	28	2	
FL003.0YXX001TEMPC	3 YD TEMP	75.19	75.39	-	-	-	
RL032.0G1W001COMM	32 GL 1X WK COMM 1	15.29	15.33	36,401.04	2,379	198	
RL032.0G1W002COMM	32 GL 1X WK COMM 2	-	-	-	-	-	
RL032.0G1W003COMM	32 GL 1X WK COMM 3	-	-	-	-	-	
RL032.0G1W004COMM	32 GL 1X WK COMM 4	-	-	-	-	-	
RL032.0G1W001NORECC	32 GL 1X WK NO RECY COMM	15.29	15.33	15.29	1	0	
RL032.0G1W001WRECC	32 GL 1X WK W/RECY COMM 1	15.29	15.33	2,388.88	156	13	
RL032.0G1W002WRECC	32 GL 1X WK W/RECY COMM 2	-	-	-	-	-	
RL032.0G1W003WRECC	32 GL 1X WK W/RECY COMM 3	-	-	-	-	-	
RL032.0G1W006WRECC	32 GL 1X WK W/RECY COMM 6	-	-	-	-	-	
RL032.0G1W009WRECC	32 GL 1X WK W/RECY COMM 9	-	-	-	-	-	
FL004.0Y1W001	4 YD 1X WK 1	326.15	327.02	102,703.32	315	26	
FL004.0Y2W001	4 YD 2X WK 1	619.55	621.20	10,102.69	16	1	
FL004.0YEO001	4 YD EOW 1	179.79	180.27	13,382.33	74	6	
RL004.0YXX001TEMPC	4 YD TEMP	-	-	-	-	-	
FL004.0YXX001TEMPC	4 YD TEMP 1	98.98	99.25	-	-	-	
FL006.0Y1W001	6 YD 1X WK 1	471.42	472.69	84,407.75	179	15	
FL006.0Y2W001	6 YD 2X WK 1	884.07	886.47	15,919.39	18	2	
FL006.0YEO001	6 YD EOW 1	265.57	266.29	11,685.76	44	4	
FL006.0YXX001TEMPC	6 YD TEMP 1	129.04	129.39	-	-	-	
SL065.0G1W001COMM	65 GL 1X WK COMM 1	29.62	29.70	16,777.64	566	47	65
SL065.0G1W001NORECC	65 GL 1X WK NO RECY COMM	29.62	29.70	-	-	-	65
SL065.0G1W001WRECC	65 GL 1X WK W/RECY COMM 1	29.62	29.70	-	-	-	65
SL065.0G1W002WRECC	65 GL 1X WK W/RECY COMM 2	-	-	-	-	-	65
SL065.0G1W003COMM	65 GL 1X WK W/RECY COMM 3	-	-	-	-	-	65
SL065.0GEO001COMM	65 GL EOW COMM 1	14.84	14.89	23,171.40	1,560	130	65
SL065.0GEO002NORECC	65 GL EOW NO REC COMM 2	-	-	-	-	-	65
SL065.0GEO001NORECC	65 GL EOW NO RECY COMM 1	14.84	14.89	-	-	-	65
SL065.0GEO001WRECC	65 GL EOW W/RECY COMM 1	14.84	14.89	-	-	-	65
FL008.0Y1W001	8 YD 1X WK 1	575.67	577.20	51,798.55	90	7	
FL008.0Y2W001	8 YD 1X WK 1	1,082.10	1,084.98	7,715.09	7	1	
FL008.0YEO001	8 YD EOW 1	323.03	323.90	9,190.15	28	2	
SL095.0G1W001COMM	95 GL 1X WK COMM 1	42.65	42.78	15,451.32	362	30	95
SL095.0G1W002COMM	95 GL 1X WK COMM 2	-	-	-	-	-	95
SL095.0G1W001NORECC	95 GL 1X WK NO RECY COMM	42.65	42.78	-	-	-	95
SL095.0G1W001WRECC	95 GL 1X WK W/RECY COMM 1	42.65	42.78	-	-	-	95
SL095.0G1W002WRECC	95 GL 1X WK W/RECY COMM 2	-	-	-	-	-	95

modified formula

2020-2021

Service Code Description	Container Counts			Count
	Can Size	Container Size	Quantity	
SPECIAL 95 GL - RES				
SPECIAL PICK UP 32 GL - RES				
SPECIAL PICK UP 65 GL - R				
SPECIAL PICK UP 95 GL - R				
SPECIAL PICKUP 35 GL - RES				
TIME FEE 1 - RES				
TIME FEE 1 - RES				
TIRE FEE LARGE - RES				
TIRE FEE SMALL - RES				
WALK IN 101-125' - RES				
WALK IN 26-50' - RES				
WALK IN 51-75' - RES				
WALK IN 6-25' - RES				
WALK IN 6-25' EOW - RES				
WALK IN 6-25' MTH - RES				
WALK IN 76-100' - RES				
TOTAL RESIDENTIAL GARBAGE				
				Total Carts 6,427
				Total Cans 645
				<i>Check -</i>

RESIDENTIAL RECYCLING

RECYCLE SERVICE ONLY
RECYCLING PROGRAM ADJUSTM

TOTAL RESIDENTIAL RECYCLING	1	7,082	Total Carts	7,082
------------------------------------	---	-------	--------------------	--------------

COMMERCIAL SERVICES

COMMERCIAL GARBAGE

1 YD 1X WK 1		1	1	53
1 YD 1X WK 1		1	1	46
1 YD 2X WK 1		1	1	-
1 YD 2X WK 1		1	1	-
1 YD EOW 1		1	1	57
1 YD EOW 1		1	1	103
1 YD TEMP		1	1	1
1.5 YD 1X MO 1		1.5	1	1
1.5 YD 1X WK 1		1.5	1	28
1.5 YD 1X WK 1		1.5	1	20
1.5 YD 2X WK 1		1.5	1	1
1.5 YD 2X WK 1		1.5	1	2
1.5 YD EOW 1		1.5	1	23
1.5 YD EOW 1		1.5	1	29
1.5 YD TEMP		1.5	1	2
2 YD 1X WK 1		2	1	35
2 YD 1X WK 1		2	1	30
2 YD 2X WK 1		2	1	1
2 YD 2X WK 1		2	1	2
2 YD EOW 1		2	1	12
2 YD EOW 1		2	1	18
2 YD TEMP		2	1	24
2 YD TEMP		2	1	-
3 YD 1X WK 1		3	1	23
3 YD 2X WK 1		3	1	-
3 YD EOW 1		3	1	2
3 YD TEMP		3	1	-
32 GL 1X WK COMM 1	32		1	198
32 GL 1X WK COMM 2	32		2	-
32 GL 1X WK COMM 3	32		3	-
32 GL 1X WK COMM 4	32		4	-
32 GL 1X WK NO RECY COMM	32		1	0
32 GL 1X WK W/RECY COMM 1	32		1	13
32 GL 1X WK W/RECY COMM 2	32		2	-
32 GL 1X WK W/RECY COMM 3	32		3	-
32 GL 1X WK W/RECY COMM 6	32		6	-
32 GL 1X WK W/RECY COMM 9	32		9	-
4 YD 1X WK 1		4	1	26
4 YD 2X WK 1		4	1	1
4 YD EOW 1		4	1	6
4 YD TEMP		4	1	-
4 YD TEMP 1		4	1	-
6 YD 1X WK 1		6	1	15
6 YD 2X WK 1		6	1	2
6 YD EOW 1		6	1	4
6 YD TEMP 1		6	1	-
65 GL 1X WK COMM 1			1	47
65 GL 1X WK NO RECY COMM			1	-
65 GL 1X WK W/RECY COMM 1			1	-
65 GL 1X WK W/RECY COMM 2			2	-
65 GL 1X WK W/RECY COMM 3			3	-
65 GL EOW COMM 1			1	130
65 GL EOW NO REC COMM 2			2	-
65 GL EOW NO RECY COMM 1			1	-
65 GL EOW W/RECY COMM 1			1	-
8 YD 1X WK 1		8	1	7
8 YD 1X WK 1		8	1	1
8 YD EOW 1		8	1	2
95 GL 1X WK COMM 1			1	30
95 GL 1X WK COMM 2			2	-
95 GL 1X WK NO RECY COMM			1	-
95 GL 1X WK W/RECY COMM 1			1	-
95 GL 1X WK W/RECY COMM 2			2	-

Increase per LG MSW	7.82%	0.75%	8.57%
Recycle	-4.12%	0.00%	-4.12%

Current Annual Revenue	\$ 4,562,891
COVID Expenses to be Recovered	\$ 35,325
2-Year Recovery with B&O and WUTC Fee	\$ 18,071
2-Year Rate Increase Needed for COVID Exp. Recovery	0.40%

2020-2021

Service Code Description

SPECIAL 95 GL - RES	\$ 15.11	\$ 45	\$ 4	8.88%	\$ 15.17	\$ 45.52
SPECIAL PICK UP 32 GL - RES	\$ 8.22	\$ 74	\$ 6	8.82%	\$ 8.25	\$ 74.26
SPECIAL PICK UP 65 GL - R	\$ 10.09	\$ 6,367	\$ 511	8.72%	\$ 10.13	\$ 6,391.80
SPECIAL PICK UP 95 GL - R	\$ 15.11	\$ 2,229	\$ 180	8.81%	\$ 15.17	\$ 2,237.77
SPECIAL PICKUP 35 GL - RES	\$ 8.22	\$ 49	\$ 4	8.76%	\$ 8.25	\$ 49.51
TIME FEE 1 - RES	\$ 137.77	\$ 537	\$ 43	8.80%	\$ 138.32	\$ 539.47
TIME FEE 1 - RES	\$ 101.40	\$ 584	\$ 47	8.66%	\$ 101.80	\$ 586.00
TIRE FEE LARGE - RES	\$ 12.87	\$ -	\$ -	#DIV/0!	\$ 12.92	\$ -
TIRE FEE SMALL - RES	\$ 3.06	\$ -	\$ -	#DIV/0!	\$ 3.07	\$ -
WALK IN 101-125' - RES	\$ 9.71	\$ 233	\$ 19	8.66%	\$ 9.74	\$ 233.78
WALK IN 26-50' - RES	\$ 4.49	\$ 697	\$ 56	8.77%	\$ 4.51	\$ 699.72
WALK IN 51-75' - RES	\$ 6.23	\$ 391	\$ 31	8.71%	\$ 6.26	\$ 393.00
WALK IN 6-25' - RES	\$ 2.76	\$ 1,943	\$ 159	8.89%	\$ 2.77	\$ 1,950.33
WALK IN 6-25' EOW - RES	\$ 1.38	\$ 6	\$ (12)	-68.98%	\$ 1.39	\$ 5.56
WALK IN 6-25' MTH - RES	\$ 0.64	\$ -	\$ -	#DIV/0!	\$ 0.64	\$ -
WALK IN 76-100' - RES	\$ 7.97	\$ 175	\$ 14	8.68%	\$ 8.00	\$ 176.07
TOTAL RESIDENTIAL GARBAGE	\$ 1,877,388	\$ 151,907		8.80%	\$ 1,884,824	

RESIDENTIAL RECYCLING

RECYCLE SERVICE ONLY	\$ 9.59	\$ 8,286	\$ (343)		\$ 9.63	\$ 8,319.25
RECYCLING PROGRAM ADJUSTM	\$ 8.63	\$ 725,867	\$ (29,942)		\$ 8.66	\$ 728,741.59
TOTAL RESIDENTIAL RECYCLING	\$ 734,153	\$ (30,285)		-3.96%	\$ 737,061	

COMMERCIAL SERVICES

COMMERCIAL GARBAGE

1 YD 1X WK 1	\$ 111.72	\$ 70,672	\$ 5,701		\$ 112.16	\$ 70,951.80
1 YD 1X WK 1	\$ 111.72	\$ 61,288	\$ 4,944		\$ 112.16	\$ 61,530.76
1 YD 2X WK 1	\$ 207.80	\$ -	\$ -		\$ 208.62	\$ -
1 YD 2X WK 1	\$ 207.80	\$ -	\$ -		\$ 208.62	\$ -
1 YD EOW 1	\$ 63.77	\$ 43,945	\$ 3,540		\$ 64.03	\$ 44,118.67
1 YD EOW 1	\$ 63.77	\$ 79,177	\$ 6,378		\$ 64.03	\$ 79,490.54
1 YD TEMP	\$ 33.28	\$ 233	\$ 19		\$ 33.41	\$ 233.86
1.5 YD 1X MO 1	\$ 53.38	\$ 364	\$ 29		\$ 53.59	\$ 365.00
1.5 YD 1X WK 1	\$ 155.12	\$ 52,060	\$ 4,211		\$ 155.74	\$ 52,265.98
1.5 YD 1X WK 1	\$ 155.12	\$ 36,412	\$ 2,945		\$ 155.74	\$ 36,556.20
1.5 YD 2X WK 1	\$ 287.40	\$ 3,452	\$ 279		\$ 288.54	\$ 3,465.73
1.5 YD 2X WK 1	\$ 287.40	\$ 5,949	\$ 479		\$ 288.54	\$ 5,972.85
1.5 YD EOW 1	\$ 89.12	\$ 24,844	\$ 2,007		\$ 89.48	\$ 24,942.05
1.5 YD EOW 1	\$ 89.12	\$ 31,293	\$ 2,527		\$ 89.48	\$ 31,417.38
1.5 YD TEMP	\$ 47.17	\$ 1,274	\$ 103		\$ 47.36	\$ 1,278.98
2 YD 1X WK 1	\$ 201.00	\$ 83,459	\$ 6,739		\$ 201.80	\$ 83,789.58
2 YD 1X WK 1	\$ 201.00	\$ 71,920	\$ 5,802		\$ 201.80	\$ 72,205.04
2 YD 2X WK 1	\$ 377.67	\$ 3,908	\$ 315		\$ 379.16	\$ 3,923.15
2 YD 2X WK 1	\$ 377.67	\$ 11,254	\$ 910		\$ 379.16	\$ 11,298.65
2 YD EOW 1	\$ 112.88	\$ 16,457	\$ 1,329		\$ 113.33	\$ 16,522.37
2 YD EOW 1	\$ 112.88	\$ 25,050	\$ 2,022		\$ 113.33	\$ 25,149.10
2 YD TEMP	\$ 60.71	\$ 17,245	\$ 1,392		\$ 60.95	\$ 17,313.64
2 YD TEMP	\$ 60.71	\$ -	\$ -		\$ 60.95	\$ -
3 YD 1X WK 1	\$ 284.32	\$ 78,930	\$ 6,376		\$ 285.45	\$ 79,242.43
3 YD 2X WK 1	\$ 539.49	\$ -	\$ -		\$ 541.62	\$ -
3 YD EOW 1	\$ 157.03	\$ 4,350	\$ 351		\$ 157.66	\$ 4,367.19
3 YD TEMP	\$ 81.85	\$ -	\$ -		\$ 82.17	\$ -
32 GL 1X WK COMM 1	\$ 16.64	\$ 39,597	\$ 3,196		\$ 16.71	\$ 39,754.16
32 GL 1X WK COMM 2	\$ -	\$ -	\$ -		\$ -	\$ -
32 GL 1X WK COMM 3	\$ -	\$ -	\$ -		\$ -	\$ -
32 GL 1X WK COMM 4	\$ -	\$ -	\$ -		\$ -	\$ -
32 GL 1X WK NO RECY COMM	\$ 16.64	\$ 17	\$ 1		\$ 16.71	\$ 16.71
32 GL 1X WK W/RECY COMM 1	\$ 16.64	\$ 2,599	\$ 210		\$ 16.71	\$ 2,608.95
32 GL 1X WK W/RECY COMM 2	\$ -	\$ -	\$ -		\$ -	\$ -
32 GL 1X WK W/RECY COMM 3	\$ -	\$ -	\$ -		\$ -	\$ -
32 GL 1X WK W/RECY COMM 6	\$ -	\$ -	\$ -		\$ -	\$ -
32 GL 1X WK W/RECY COMM 9	\$ -	\$ -	\$ -		\$ -	\$ -
4 YD 1X WK 1	\$ 355.04	\$ 111,725	\$ 9,022		\$ 356.45	\$ 112,167.44
4 YD 2X WK 1	\$ 674.43	\$ 10,987	\$ 884		\$ 677.10	\$ 11,030.49
4 YD EOW 1	\$ 195.72	\$ 14,559	\$ 1,177		\$ 196.49	\$ 14,616.65
4 YD TEMP	\$ -	\$ -	\$ -		\$ -	\$ -
4 YD TEMP 1	\$ 107.75	\$ -	\$ -		\$ 108.18	\$ -
6 YD 1X WK 1	\$ 513.19	\$ 91,832	\$ 7,425		\$ 515.23	\$ 92,195.95
6 YD 2X WK 1	\$ 962.43	\$ 17,327	\$ 1,407		\$ 966.24	\$ 17,395.22
6 YD EOW 1	\$ 289.11	\$ 12,714	\$ 1,028		\$ 290.25	\$ 12,763.97
6 YD TEMP 1	\$ 140.48	\$ -	\$ -		\$ 141.03	\$ -
65 GL 1X WK COMM 1	\$ 32.24	\$ 18,252	\$ 1,475		\$ 32.37	\$ 18,324.49
65 GL 1X WK NO RECY COMM	\$ 32.24	\$ -	\$ -		\$ 32.37	\$ -
65 GL 1X WK W/RECY COMM 1	\$ 32.24	\$ -	\$ -		\$ 32.37	\$ -
65 GL 1X WK W/RECY COMM 2	\$ -	\$ -	\$ -		\$ -	\$ -
65 GL 1X WK W/RECY COMM 3	\$ -	\$ -	\$ -		\$ -	\$ -
65 GL EOW COMM 1	\$ 16.17	\$ 25,220	\$ 2,049		\$ 16.23	\$ 25,320.20
65 GL EOW NO REC COMM 2	\$ -	\$ -	\$ -		\$ -	\$ -
65 GL EOW NO RECY COMM 1	\$ 16.17	\$ -	\$ -		\$ 16.23	\$ -
65 GL EOW W/RECY COMM 1	\$ 16.17	\$ -	\$ -		\$ 16.23	\$ -
8 YD 1X WK 1	\$ 626.66	\$ 56,350	\$ 4,551		\$ 629.14	\$ 56,572.92
8 YD 1X WK 1	\$ 1,177.95	\$ 8,389	\$ 674		\$ 1,182.61	\$ 8,422.27
8 YD EOW 1	\$ 351.65	\$ 9,997	\$ 807		\$ 353.05	\$ 10,036.97
95 GL 1X WK COMM 1	\$ 46.45	\$ 16,813	\$ 1,362		\$ 46.63	\$ 16,879.53
95 GL 1X WK COMM 2	\$ -	\$ -	\$ -		\$ -	\$ -
95 GL 1X WK NO RECY COMM	\$ 46.45	\$ -	\$ -		\$ 46.63	\$ -
95 GL 1X WK W/RECY COMM 1	\$ 46.45	\$ -	\$ -		\$ 46.63	\$ -
95 GL 1X WK W/RECY COMM 2	\$ -	\$ -	\$ -		\$ -	\$ -

2020-2021	\$	(619)	B&O Tax	1.75%
			WUTC Fee	0.51%

Service Code Description		
SPECIAL 95 GL - RES	\$	0.18
SPECIAL PICK UP 32 GL - RES	\$	0.29
SPECIAL PICK UP 65 GL - R	\$	25.21
SPECIAL PICK UP 95 GL - R	\$	8.83
SPECIAL PICKUP 35 GL - RES	\$	0.20
TIME FEE 1 - RES	\$	2.13
TIME FEE 1 - RES	\$	2.31
TIRE FEE LARGE - RES	\$	-
TIRE FEE SMALL - RES	\$	-
WALK IN 101-125' - RES	\$	0.92
WALK IN 26-50' - RES	\$	2.76
WALK IN 51-75' - RES	\$	1.55
WALK IN 6-25' - RES	\$	7.69
WALK IN 6-25' EOW - RES	\$	0.02
WALK IN 6-25' MTH - RES	\$	-
WALK IN 76-100' - RES	\$	0.69

TOTAL RESIDENTIAL GARBAGE	\$	7,435
----------------------------------	-----------	--------------

RESIDENTIAL RECYCLING

RECYCLE SERVICE ONLY	\$	32.82
RECYCLING PROGRAM ADJUSTM	\$	2,874.76

TOTAL RESIDENTIAL RECYCLING	\$	2,908
------------------------------------	-----------	--------------

COMMERCIAL SERVICES

COMMERCIAL GARBAGE

1 YD 1X WK 1	\$	279.89
1 YD 1X WK 1	\$	242.73
1 YD 2X WK 1	\$	-
1 YD 2X WK 1	\$	-
1 YD EOW 1	\$	174.04
1 YD EOW 1	\$	313.58
1 YD TEMP	\$	0.92
1.5 YD 1X MO 1	\$	1.44
1.5 YD 1X WK 1	\$	206.18
1.5 YD 1X WK 1	\$	144.21
1.5 YD 2X WK 1	\$	13.67
1.5 YD 2X WK 1	\$	23.56
1.5 YD EOW 1	\$	98.39
1.5 YD EOW 1	\$	123.94
1.5 YD TEMP	\$	5.05
2 YD 1X WK 1	\$	330.53
2 YD 1X WK 1	\$	284.84
2 YD 2X WK 1	\$	15.48
2 YD 2X WK 1	\$	44.57
2 YD EOW 1	\$	65.18
2 YD EOW 1	\$	99.21
2 YD TEMP	\$	68.30
2 YD TEMP	\$	-
3 YD 1X WK 1	\$	312.60
3 YD 2X WK 1	\$	-
3 YD EOW 1	\$	17.23
3 YD TEMP	\$	-
32 GL 1X WK COMM 1	\$	156.82
32 GL 1X WK COMM 2	\$	-
32 GL 1X WK COMM 3	\$	-
32 GL 1X WK COMM 4	\$	-
32 GL 1X WK NO RECY COMM	\$	0.07
32 GL 1X WK W/RECY COMM 1	\$	10.29
32 GL 1X WK W/RECY COMM 2	\$	-
32 GL 1X WK W/RECY COMM 3	\$	-
32 GL 1X WK W/RECY COMM 6	\$	-
32 GL 1X WK W/RECY COMM 9	\$	-
4 YD 1X WK 1	\$	442.48
4 YD 2X WK 1	\$	43.51
4 YD EOW 1	\$	57.66
4 YD TEMP	\$	-
4 YD TEMP 1	\$	-
6 YD 1X WK 1	\$	363.70
6 YD 2X WK 1	\$	68.62
6 YD EOW 1	\$	50.35
6 YD TEMP 1	\$	-
65 GL 1X WK COMM 1	\$	72.29
65 GL 1X WK NO RECY COMM	\$	-
65 GL 1X WK W/RECY COMM 1	\$	-
65 GL 1X WK W/RECY COMM 2	\$	-
65 GL 1X WK W/RECY COMM 3	\$	-
65 GL EOW COMM 1	\$	99.88
65 GL EOW NO REC COMM 2	\$	-
65 GL EOW NO RECY COMM 1	\$	-
65 GL EOW W/RECY COMM 1	\$	-
8 YD 1X WK 1	\$	223.17
8 YD 1X WK 1	\$	33.22
8 YD EOW 1	\$	39.59
95 GL 1X WK COMM 1	\$	66.59
95 GL 1X WK COMM 2	\$	-
95 GL 1X WK NO RECY COMM	\$	-
95 GL 1X WK W/RECY COMM 1	\$	-
95 GL 1X WK W/RECY COMM 2	\$	-

Gray's Harbor
Regulated Areas Price Out
April 1 - March 31

Hardcoded/mo

2020-2021		2020 Rates	2021 Rates	Total Revenue	Total Customers	Average Customers	Cart Size
SL095.0G2W001WRECC	95 GL 2X WK W/RECY COMM 1	85.30	85.66	-	-	-	95
SL095.0GEO001COMM	95 GL EOW COMM 1	-	-	256.44	-	-	95
SL095.0GEO001NORECC	95 GL EOW NO RECY COMM 1	21.37	21.44	1,401.98	66	5	95
SL095.0GEO001WRECC	95 GL EOW W/RECY COMM 1	21.37	21.44	1,017.04	48	4	95
ACCESS-COMM	ACCESS FEE - COMM	8.79	8.83	4,153.34	472	39	
ACCESS2W-COMM	ACCESS FEE 2X WK - COMM	17.58	17.67	699.68	40	3	
ACCESSEOW-COMM	ACCESS FEE EOW - COMM	4.41	4.43	579.21	131	11	
ADJ-COMM	ADJUSTMENT SERVICE - COMM	-	-	-	-	-	
APPLIANCCEC	APPLIANCE REMOVAL - COMM	33.24	33.85	769.40	23	2	
CANCOUNT-COMM	CAN COUNT - COMM	3.38	3.39	35,216.04	10,411	868	200.3721
CLEAN1.5-COMM	CLEANING FEE 1.5 YD - COM	16.00	16.04	-	-	-	
CLEAN2-COMM	CLEANING FEE 2 YD - COMM	16.00	16.04	-	-	-	
UNRETURN-COMM	CONTAINER UNRETURNED FEE	75.00	75.00	-	-	-	
CONTRACTEDC	CONTRACTED SERVICE	-	-	-	-	-	
DEL1TEMP-COMM	DELIVERY FEE 1 YD TEMP -	46.37	46.49	278.46	6	1	
DEL1.5TEMP-COMM	DELIVERY FEE 1.5 YD TEMP	46.37	46.49	835.26	18	2	
DEL2TEMP-COMM	DELIVERY FEE 2 YD TEMP -	46.37	46.49	4,362.38	94	8	
DEL3TEMP-COMM	DELIVERY FEE 3 YD TEMP -	55.18	55.33	-	-	-	
DEL4TEMP-COMM	DELIVERY FEE 4 YD TEMP -	55.18	55.33	-	-	-	
DEL6TEMP-COMM	DELIVERY FEE 6 YD TEMP -	55.18	55.33	-	-	-	
DISP-COMM	DISPOSAL FEE - COMM	106.77	106.77	-	-	-	
DIST1CAN-COMM	DISTRIBUTED 1 CAN - COMM	15.29	15.33	-	-	-	
DONATIONC	DONATED SERVICE COMM	-	-	-	-	-	
DRIVEINEOW-COMM	DRIVE IN EOW - COMM	4.08	4.10	1,884.49	461	38	
DRIVEIN-COMM	DRIVE IN SERVICE - COMM	8.14	8.18	8,185.70	1,004	84	
EXTRA-COMM	EXTRA CAN, BAG, BOX - COM	4.87	4.88	3,617.09	742	62	
EXTRAYDG-COM	EXTRA YARDAGE - COMM	24.99	25.06	1,464.23	59	5	
GFUEL-COM	FUEL & MATERIAL SURCHARGE	-	-	-	-	-	
GOOD-COMM	GOODWILL CREDIT - COMM	-	-	-	-	-	
LCKC	LOCK CHARGE - COMM	8.79	8.83	105.48	12	1	
LCKCEOW	LOCK CHARGE EOW - COMM	4.41	4.43	-	-	-	
OC-COMM	ON CALL SERVICE - COMM	-	-	-	-	-	
OS-COMM	OVERSIZE CAN - COMM	-	-	-	-	-	
REDEL-COMM	REDELIVER FEE LVL 1 - COM	20.25	20.30	-	-	-	
REINSTATE-COMM	REINSTATE FEE - COMM	11.44	11.47	217.90	19	2	
RENT1TEMP-COMM	RENT 1 YD TEMP - COMM	0.50	0.50	126.27	253	21	
RENT1.5TEMP-COMM	RENT 1.5 YD TEMP - COMM	0.61	0.61	475.19	779	65	
RENT2TEMP-COMM	RENT 2 YD TEMP - COMM	0.61	0.61	3,047.80	4,996	416	
RENT3TEMP-COMM	RENT 3 YD TEMP - COMM	0.94	0.94	-	-	-	
RENT4TEMP-COMM	RENT 4 YD TEMP - COMM	1.10	1.10	-	-	-	
RENT6TEMP-COMM	RENT 6 YD TEMP - COMM	1.66	1.66	-	-	-	
RTRNTRIP1-COMM	RETURN TRIP 1 YD - COMM	27.64	27.71	-	-	-	
RTRNTRIP1.5-COMM	RETURN TRIP 1.5 YD - COMM	27.64	27.71	-	-	-	
RTRNTRIP2-COMM	RETURN TRIP 2 YD - COMM	27.64	27.71	27.71	1	0	
RTRNCART65-COMM	RETURN TRIP 65 GL - COMM	13.82	13.86	-	-	-	
RTRNTRIP-COMM	RETURN TRIP FEE - COMM	13.82	13.86	13.82	1	0	
ROLL-COMM	ROLL OUT CHARGE - COMM	-	-	-	-	-	
SPCL65-COMM	SPECIAL 65 GL - COMM	11.75	11.78	-	-	-	
SP-COMM	SPECIAL HAUL - COMM	126.56	126.90	31.64	0	0	
SP1-COMM	SPECIAL PICK UP 1 YD - CO	30.57	30.65	1,070.83	35	3	
SP1.5-COMM	SPECIAL PICK UP 1.5 YD -	43.33	43.45	910.29	21	2	
SP2-COMM	SPECIAL PICK UP 2 YD - CO	55.77	55.92	1,564.86	28	2	
SP3-COMM	SPECIAL PICK UP 3 YD - CO	75.19	75.39	3,162.38	42	4	
SP4-COMM	SPECIAL PICK UP 4 YD - CO	98.98	99.25	1,584.22	16	1	
SP6-COMM	SPECIAL PICK UP 6 YD - CO	129.04	129.39	1,032.32	8	1	
SP8-COMM	SPECIAL PICKUP 8 YD - COMM	169.14	169.60	676.56	4	0	
SPCL95-COMM	SPECIAL PICKUP 96GAL - COMM	14.72	14.76	-	-	-	
TIME-COMM	TIME FEE 1 - COMM	126.56	126.90	949.46	8	1	
TIRE-COMM	TIRE FEE - COMM	4.00	2.82	-	-	-	
TIRESM-COMM	TIRE FEE SMALL - COMM	4.00	2.82	-	-	-	
WI1-COMM	WALK IN 6-25' - COMM	2.55	2.55	150.45	59	5	
TOTAL COMMERCIAL GARBAGE		-	-	\$ 1,146,116.83	22,476	1,206	
DROP BOX SERVICES		-	-				
DROP BOX HAULS/RENTAL		-	-				
HAUL10-RO	HAUL 10 YD - RO	-	-	-	-	-	
HAUL10CUST-RO	HAUL 10 YD CUST - RO	-	-	-	-	-	
HAUL20-RO	HAUL 20 YD - RO	141.75	142.13	17,600.56	124	10	
HAUL20CUST-RO	HAUL 20 YD CUST - RO	141.75	142.13	-	-	-	
HAUL20TEMP-RO	HAUL 20 YD TEMP - RO	147.83	148.23	3,849.18	26	2	
HAUL30-RO	HAUL 30 YD - RO	168.08	168.53	75,576.37	449	37	
HAUL30CUST-RO	HAUL 30 YD CUST - RO	168.08	168.53	-	-	-	
HAUL30GLS-RO	HAUL 30 YD GLASS - RO	-	-	-	-	-	
HAUL30SPCL-RO	HAUL 30 YD SPECIAL - RO	182.76	183.25	-	-	-	
HAUL30TEMP-RO	HAUL 30 YD TEMP - RO	182.76	183.25	4,391.14	24	2	
HAUL40-RO	HAUL 40 YD - RO	202.50	203.05	22,712.45	112	9	
HAUL40TEMP-RO	HAUL 40 YD TEMP - RO	231.26	231.88	6,600.20	29	2	
ADJ-RO	ADJUSTMENT SERVICE - RO	-	-	-	-	-	
CLEAN-RO	CLEANING FEE - RO	-	-	-	-	-	
CLEAN20-RO	CLEANING FEE 20 YD - RO	131.60	132.00	-	-	-	
HAUL20-CP	COMPACTOR HAUL 20 YD - RO	243.00	243.65	21,420.40	88	7	
HAUL24-CP	COMPACTOR HAUL 24 YD - RO	251.10	251.78	2,515.08	10	1	
HAUL30-CP	COMPACTOR HAUL 30 YD	260.21	260.91	5,213.30	20	2	
HAUL40-CP	COMPACTOR HAUL 40 YD	301.73	302.54	35,196.33	117	10	
DEL-RO	DELIVERY FEE - RO	-	-	-	-	-	
DEL15TEMP-RO	DELIVERY FEE 15 YD TEMP -	-	-	-	-	-	
DEL20-RO	DELIVERY FEE 20 YD - RO	140.94	141.32	140.94	1	0	
DEL20TEMP-RO	DELIVERY FEE 20 YD TEMP -	140.94	141.32	12,818.36	91	8	
DEL30-RO	DELIVERY FEE 30 YD - RO	140.94	141.32	-	-	-	
DEL30TEMP-RO	DELIVERY FEE 30 YD TEMP -	140.94	141.32	8,608.74	61	5	
DEL40-RO	DELIVERY FEE 40 YD - RO	140.94	141.32	-	-	-	

R for recycling routes

modified formula

2020-2021

Service Code Description	Container Counts			Count
	Can Size	Container Size	Quantity	
95 GL 2X WK W/RECY COMM 1			1	-
95 GL EOW COMM 1			1	-
95 GL EOW NO RECY COMM 1			1	5
95 GL EOW W/RECY COMM 1			1	4
ACCESS FEE - COMM				
ACCESS FEE 2X WK - COMM				
ACCESS FEE EOW - COMM				
ADJUSTMENT SERVICE - COMM				
APPLIANCE REMOVAL - COMM				
CAN COUNT - COMM	32		1	200.372
CLEANING FEE 1.5 YD - COM				
CLEANING FEE 2 YD - COMM				
CONTAINER UNRETURNED FEE				
CONTRACTED SERVICE				
DELIVERY FEE 1 YD TEMP -				
DELIVERY FEE 1.5 YD TEMP				
DELIVERY FEE 2 YD TEMP -				
DELIVERY FEE 3 YD TEMP -				
DELIVERY FEE 4 YD TEMP -				
DELIVERY FEE 6 YD TEMP -				
DISPOSAL FEE - COMM				
DISTRIBUTED 1 CAN - COMM				
DONATED SERVICE COMM				
DRIVE IN EOW - COMM				
DRIVE IN SERVICE - COMM				
EXTRA CAN, BAG, BOX - COM				
EXTRA YARDAGE - COMM				
FUEL & MATERIAL SURCHARGE				
GOODWILL CREDIT - COMM				
LOCK CHARGE - COMM				
LOCK CHARGE EOW - COMM				
ON CALL SERVICE - COMM				
OVERSIZE CAN - COMM				
REDELIVER FEE LVL 1 - COM				
REINSTATE FEE - COMM				
RENT 1 YD TEMP - COMM				
RENT 1.5 YD TEMP - COMM				
RENT 2 YD TEMP - COMM				
RENT 3 YD TEMP - COMM				
RENT 4 YD TEMP - COMM				
RENT 6 YD TEMP - COMM				
RETURN TRIP 1 YD - COMM				
RETURN TRIP 1.5 YD - COMM				
RETURN TRIP 2 YD - COMM				
RETURN TRIP 65 GL - COMM				
RETURN TRIP FEE - COMM				
ROLL OUT CHARGE - COMM				
SPECIAL 65 GL - COMM				
SPECIAL HAUL - COMM				
SPECIAL PICK UP 1 YD - CO				
SPECIAL PICK UP 1.5 YD -				
SPECIAL PICK UP 2 YD - CO				
SPECIAL PICK UP 3 YD - CO				
SPECIAL PICK UP 4 YD - CO				
SPECIAL PICK UP 6 YD - CO				
SPECIAL PICKUP 8 YD - COMM				
SPECIAL PICKUP 96GAL - COMM				
TIME FEE 1 - COMM				
TIRE FEE - COMM				
TIRE FEE SMALL - COMM				
WALK IN 6-25' - COMM				

TOTAL COMMERCIAL GARBAGE

Total Containers	577
Total Carts	217
Total Cans	412
<i>Check</i>	-

DROP BOX SERVICES

- DROP BOX HAULS/RENTAL**
 HAUL 10 YD - RO
 HAUL 10 YD CUST - RO
 HAUL 20 YD - RO
 HAUL 20 YD CUST - RO
 HAUL 20 YD TEMP - RO
 HAUL 30 YD - RO
 HAUL 30 YD CUST - RO
 HAUL 30 YD GLASS - RO
 HAUL 30 YD SPECIAL - RO
 HAUL 30 YD TEMP - RO
 HAUL 40 YD - RO
 HAUL 40 YD TEMP - RO
 ADJUSTMENT SERVICE - RO
 CLEANING FEE - RO
 CLEANING FEE 20 YD - RO
 COMPACTOR HAUL 20 YD - RO
 COMPACTOR HAUL 24 YD - RO
 COMPACTOR HAUL 30 YD
 COMPACTOR HAUL 40 YD
 DELIVERY FEE - RO
 DELIVERY FEE 15 YD TEMP -
 DELIVERY FEE 20 YD - RO
 DELIVERY FEE 20 YD TEMP -
 DELIVERY FEE 30 YD - RO
 DELIVERY FEE 30 YD TEMP -
 DELIVERY FEE 40 YD - RO

Increase per LG	MSW	7.82%	0.75%	8.57%
	Recycle	-4.12%	0.00%	-4.12%

Current Annual Revenue	\$ 4,562,891
COVID Expenses to be Recovered	\$ 35,325
2-Year Recovery with B&O and WUTC Fee	\$ 18,071
2-Year Rate Increase Needed for COVID Exp. Recovery	0.40%

2020-2021

Service Code Description

95 GL 2X WK W/RECY COMM 1	\$ 93.00	\$ -	\$ -	\$ -	\$ 93.37	\$ -
95 GL EOW COMM 1	\$ -	\$ -	\$ -	\$ (256)	\$ -	\$ -
95 GL EOW NO RECY COMM 1	\$ 23.28	\$ 1,526	\$ 124	\$ -	\$ 23.37	\$ 1,531.99
95 GL EOW W/RECY COMM 1	\$ 23.28	\$ 1,107	\$ 90	\$ -	\$ 23.37	\$ 1,111.27
ACCESS FEE - COMM	\$ 9.59	\$ 4,524	\$ 371	\$ -	\$ 9.62	\$ 4,542.17
ACCESS FEE 2X WK - COMM	\$ 19.18	\$ 762	\$ 63	\$ -	\$ 19.26	\$ 765.46
ACCESS FEE EOW - COMM	\$ 4.81	\$ 631	\$ 52	\$ -	\$ 4.83	\$ 633.46
ADJUSTMENT SERVICE - COMM	\$ -	\$ -	\$ -	\$ -	\$ -	\$ -
APPLIANCE REMOVAL - COMM	\$ 36.75	\$ 848	\$ 79	\$ -	\$ 36.90	\$ 851.32
CAN COUNT - COMM	\$ 3.68	\$ 38,319	\$ 3,103	\$ -	\$ 3.70	\$ 38,470.40
CLEANING FEE 1.5 YD - COM	\$ 17.41	\$ -	\$ -	\$ -	\$ 17.48	\$ -
CLEANING FEE 2 YD - COMM	\$ 17.41	\$ -	\$ -	\$ -	\$ 17.48	\$ -
CONTAINER UNRETURNED FEE	\$ 81.43	\$ -	\$ -	\$ -	\$ 81.75	\$ -
CONTRACTED SERVICE	\$ -	\$ -	\$ -	\$ -	\$ -	\$ -
DELIVERY FEE 1 YD TEMP -	\$ 50.47	\$ 303	\$ 25	\$ -	\$ 50.67	\$ 304.30
DELIVERY FEE 1.5 YD TEMP	\$ 50.47	\$ 909	\$ 74	\$ -	\$ 50.67	\$ 912.65
DELIVERY FEE 2 YD TEMP -	\$ 50.47	\$ 4,746	\$ 384	\$ -	\$ 50.67	\$ 4,765.14
DELIVERY FEE 3 YD TEMP -	\$ 60.07	\$ -	\$ -	\$ -	\$ 60.31	\$ -
DELIVERY FEE 4 YD TEMP -	\$ 60.07	\$ -	\$ -	\$ -	\$ 60.31	\$ -
DELIVERY FEE 6 YD TEMP -	\$ 60.07	\$ -	\$ -	\$ -	\$ 60.31	\$ -
DISPOSAL FEE - COMM	\$ 115.92	\$ -	\$ -	\$ -	\$ 116.38	\$ -
DISTRIBUTED 1 CAN - COMM	\$ 16.64	\$ -	\$ -	\$ -	\$ 16.71	\$ -
DONATED SERVICE COMM	\$ -	\$ -	\$ -	\$ -	\$ -	\$ -
DRIVE IN EOW - COMM	\$ 4.45	\$ 2,053	\$ 169	\$ -	\$ 4.47	\$ 2,061.44
DRIVE IN SERVICE - COMM	\$ 8.88	\$ 8,920	\$ 734	\$ -	\$ 8.92	\$ 8,955.27
EXTRA CAN, BAG, BOX - COM	\$ 5.30	\$ 3,933	\$ 316	\$ -	\$ 5.32	\$ 3,948.50
EXTRA YARDAGE - COMM	\$ 27.21	\$ 1,592	\$ 128	\$ -	\$ 27.32	\$ 1,598.78
FUEL & MATERIAL SURCHARGE	\$ -	\$ -	\$ -	\$ -	\$ -	\$ -
GOODWILL CREDIT - COMM	\$ -	\$ -	\$ -	\$ -	\$ -	\$ -
LOCK CHARGE - COMM	\$ 9.59	\$ 115	\$ 10	\$ -	\$ 9.62	\$ 115.49
LOCK CHARGE EOW - COMM	\$ 4.81	\$ -	\$ -	\$ -	\$ 4.83	\$ -
ON CALL SERVICE - COMM	\$ -	\$ -	\$ -	\$ -	\$ -	\$ -
OVERSIZE CAN - COMM	\$ -	\$ -	\$ -	\$ -	\$ -	\$ -
REDELIVER FEE LVL 1 - COM	\$ 22.04	\$ -	\$ -	\$ -	\$ 22.13	\$ -
REINSTATE FEE - COMM	\$ 12.45	\$ 237	\$ 19	\$ -	\$ 12.50	\$ 237.87
RENT 1 YD TEMP - COMM	\$ 0.54	\$ 137	\$ 11	\$ -	\$ 0.54	\$ 137.63
RENT 1.5 YD TEMP - COMM	\$ 0.66	\$ 516	\$ 41	\$ -	\$ 0.66	\$ 517.95
RENT 2 YD TEMP - COMM	\$ 0.66	\$ 3,309	\$ 261	\$ -	\$ 0.66	\$ 3,322.06
RENT 3 YD TEMP - COMM	\$ 1.02	\$ -	\$ -	\$ -	\$ 1.02	\$ -
RENT 4 YD TEMP - COMM	\$ 1.19	\$ -	\$ -	\$ -	\$ 1.20	\$ -
RENT 6 YD TEMP - COMM	\$ 1.80	\$ -	\$ -	\$ -	\$ 1.81	\$ -
RETURN TRIP 1 YD - COMM	\$ 30.08	\$ -	\$ -	\$ -	\$ 30.20	\$ -
RETURN TRIP 1.5 YD - COMM	\$ 30.08	\$ -	\$ -	\$ -	\$ 30.20	\$ -
RETURN TRIP 2 YD - COMM	\$ 30.08	\$ 30	\$ 2	\$ -	\$ 30.20	\$ 30.20
RETURN TRIP 65 GL - COMM	\$ 15.05	\$ -	\$ -	\$ -	\$ 15.11	\$ -
RETURN TRIP FEE - COMM	\$ 15.05	\$ 15	\$ 1	\$ -	\$ 15.11	\$ 15.11
ROLL OUT CHARGE - COMM	\$ -	\$ -	\$ -	\$ -	\$ -	\$ -
SPECIAL 65 GL - COMM	\$ 12.79	\$ -	\$ -	\$ -	\$ 12.84	\$ -
SPECIAL HAUL - COMM	\$ 137.77	\$ 34	\$ 3	\$ -	\$ 138.32	\$ 34.58
SPECIAL PICK UP 1 YD - CO	\$ 33.28	\$ 1,165	\$ 94	\$ -	\$ 33.41	\$ 1,169.89
SPECIAL PICK UP 1.5 YD -	\$ 47.17	\$ 991	\$ 80	\$ -	\$ 47.36	\$ 994.56
SPECIAL PICK UP 2 YD - CO	\$ 60.71	\$ 1,701	\$ 137	\$ -	\$ 60.95	\$ 1,708.13
SPECIAL PICK UP 3 YD - CO	\$ 81.85	\$ 3,439	\$ 277	\$ -	\$ 82.17	\$ 3,452.84
SPECIAL PICK UP 4 YD - CO	\$ 107.75	\$ 1,725	\$ 140	\$ -	\$ 108.18	\$ 1,731.49
SPECIAL PICK UP 6 YD - CO	\$ 140.48	\$ 1,124	\$ 91	\$ -	\$ 141.03	\$ 1,128.27
SPECIAL PICKUP 8 YD - COMM	\$ 184.13	\$ 737	\$ 60	\$ -	\$ 184.86	\$ 739.45
SPECIAL PICKUP 96GAL - COMM	\$ 16.02	\$ -	\$ -	\$ -	\$ 16.09	\$ -
TIME FEE 1 - COMM	\$ 137.77	\$ 1,033	\$ 84	\$ -	\$ 138.32	\$ 1,037.40
TIRE FEE - COMM	\$ 3.06	\$ -	\$ -	\$ -	\$ 3.07	\$ -
TIRE FEE SMALL - COMM	\$ 3.06	\$ -	\$ -	\$ -	\$ 3.07	\$ -
WALK IN 6-25' - COMM	\$ 2.77	\$ 163	\$ 13	\$ -	\$ 2.78	\$ 163.99

TOTAL COMMERCIAL GARBAGE	\$ 1,246,559	\$ 100,442	8.76%	\$ 1,251,496
---------------------------------	---------------------	-------------------	--------------	---------------------

DROP BOX SERVICES

DROP BOX HAULS/RENTAL

HAUL 10 YD - RO	\$ -	\$ -	\$ -	\$ -	\$ -	\$ -
HAUL 10 YD CUST - RO	\$ -	\$ -	\$ -	\$ -	\$ -	\$ -
HAUL 20 YD - RO	\$ 154.31	\$ 19,148	\$ 1,547	\$ -	\$ 154.92	\$ 19,223.73
HAUL 20 YD CUST - RO	\$ 154.31	\$ -	\$ -	\$ -	\$ 154.92	\$ -
HAUL 20 YD TEMP - RO	\$ 160.93	\$ 4,188	\$ 339	\$ -	\$ 161.57	\$ 4,204.28
HAUL 30 YD - RO	\$ 182.97	\$ 82,216	\$ 6,640	\$ -	\$ 183.70	\$ 82,541.61
HAUL 30 YD CUST - RO	\$ 182.97	\$ -	\$ -	\$ -	\$ 183.70	\$ -
HAUL 30 YD GLASS - RO	\$ -	\$ -	\$ -	\$ -	\$ -	\$ -
HAUL 30 YD SPECIAL - RO	\$ 198.95	\$ -	\$ -	\$ -	\$ 199.74	\$ -
HAUL 30 YD TEMP - RO	\$ 198.95	\$ 4,779	\$ 388	\$ -	\$ 199.74	\$ 4,798.04
HAUL 40 YD - RO	\$ 220.45	\$ 24,708	\$ 1,996	\$ -	\$ 221.32	\$ 24,806.04
HAUL 40 YD TEMP - RO	\$ 251.75	\$ 7,184	\$ 584	\$ -	\$ 252.75	\$ 7,212.73
ADJUSTMENT SERVICE - RO	\$ -	\$ -	\$ -	\$ -	\$ -	\$ -
CLEANING FEE - RO	\$ -	\$ -	\$ -	\$ -	\$ -	\$ -
CLEANING FEE 20 YD - RO	\$ 143.31	\$ -	\$ -	\$ -	\$ 143.88	\$ -
COMPACTOR HAUL 20 YD - RO	\$ 264.53	\$ 23,300	\$ 1,879	\$ -	\$ 265.57	\$ 23,391.90
COMPACTOR HAUL 24 YD - RO	\$ 273.35	\$ 2,736	\$ 221	\$ -	\$ 274.44	\$ 2,747.34
COMPACTOR HAUL 30 YD	\$ 283.27	\$ 5,670	\$ 457	\$ -	\$ 284.39	\$ 5,692.35
COMPACTOR HAUL 40 YD	\$ 328.46	\$ 38,283	\$ 3,087	\$ -	\$ 329.76	\$ 38,435.07
DELIVERY FEE - RO	\$ -	\$ -	\$ -	\$ -	\$ -	\$ -
DELIVERY FEE 15 YD TEMP -	\$ -	\$ -	\$ -	\$ -	\$ -	\$ -
DELIVERY FEE 20 YD - RO	\$ 153.43	\$ 153	\$ 12	\$ -	\$ 154.04	\$ 154.04
DELIVERY FEE 20 YD TEMP -	\$ 153.43	\$ 13,947	\$ 1,129	\$ -	\$ 154.04	\$ 14,002.43
DELIVERY FEE 30 YD - RO	\$ 153.43	\$ -	\$ -	\$ -	\$ 154.04	\$ -
DELIVERY FEE 30 YD TEMP -	\$ 153.43	\$ 9,369	\$ 760	\$ -	\$ 154.04	\$ 9,405.79
DELIVERY FEE 40 YD - RO	\$ 153.43	\$ -	\$ -	\$ -	\$ 154.04	\$ -

2020-2021	\$	(619)	B&O Tax	1.75%
Service Code Description			WUTC Fee	0.51%
95 GL 2X WK W/RECY COMM 1	\$	-		
95 GL EOW COMM 1	\$	-		
95 GL EOW NO RECY COMM 1	\$	6.04		
95 GL EOW W/RECY COMM 1	\$	4.38		
ACCESS FEE - COMM	\$	17.92		
ACCESS FEE 2X WK - COMM	\$	3.02		
ACCESS FEE EOW - COMM	\$	2.50		
ADJUSTMENT SERVICE - COMM	\$	-		
APPLIANCE REMOVAL - COMM	\$	3.36		
CAN COUNT - COMM	\$	151.76		
CLEANING FEE 1.5 YD - COM	\$	-		
CLEANING FEE 2 YD - COMM	\$	-		
CONTAINER UNRETURNED FEE	\$	-		
CONTRACTED SERVICE	\$	-		
DELIVERY FEE 1 YD TEMP -	\$	1.20		
DELIVERY FEE 1.5 YD TEMP	\$	3.60		
DELIVERY FEE 2 YD TEMP -	\$	18.80		
DELIVERY FEE 3 YD TEMP -	\$	-		
DELIVERY FEE 4 YD TEMP -	\$	-		
DELIVERY FEE 6 YD TEMP -	\$	-		
DISPOSAL FEE - COMM	\$	-		
DISTRIBUTED 1 CAN - COMM	\$	-		
DONATED SERVICE COMM	\$	-		
DRIVE IN EOW - COMM	\$	8.13		
DRIVE IN SERVICE - COMM	\$	35.33		
EXTRA CAN, BAG, BOX - COM	\$	15.58		
EXTRA YARDAGE - COMM	\$	6.31		
FUEL & MATERIAL SURCHARGE	\$	-		
GOODWILL CREDIT - COMM	\$	-		
LOCK CHARGE - COMM	\$	0.46		
LOCK CHARGE EOW - COMM	\$	-		
ON CALL SERVICE - COMM	\$	-		
OVERSIZE CAN - COMM	\$	-		
REDELIVER FEE LVL 1 - COM	\$	-		
REINSTATE FEE - COMM	\$	0.94		
RENT 1 YD TEMP - COMM	\$	0.54		
RENT 1.5 YD TEMP - COMM	\$	2.04		
RENT 2 YD TEMP - COMM	\$	13.10		
RENT 3 YD TEMP - COMM	\$	-		
RENT 4 YD TEMP - COMM	\$	-		
RENT 6 YD TEMP - COMM	\$	-		
RETURN TRIP 1 YD - COMM	\$	-		
RETURN TRIP 1.5 YD - COMM	\$	-		
RETURN TRIP 2 YD - COMM	\$	0.12		
RETURN TRIP 65 GL - COMM	\$	-		
RETURN TRIP FEE - COMM	\$	0.06		
ROLL OUT CHARGE - COMM	\$	-		
SPECIAL 65 GL - COMM	\$	-		
SPECIAL HAUL - COMM	\$	0.14		
SPECIAL PICK UP 1 YD - CO	\$	4.62		
SPECIAL PICK UP 1.5 YD -	\$	3.92		
SPECIAL PICK UP 2 YD - CO	\$	6.74		
SPECIAL PICK UP 3 YD - CO	\$	13.62		
SPECIAL PICK UP 4 YD - CO	\$	6.83		
SPECIAL PICK UP 6 YD - CO	\$	4.45		
SPECIAL PICKUP 8 YD - COMM	\$	2.92		
SPECIAL PICKUP 96GAL - COMM	\$	-		
TIME FEE 1 - COMM	\$	4.09		
TIRE FEE - COMM	\$	-		
TIRE FEE SMALL - COMM	\$	-		
WALK IN 6-25' - COMM	\$	0.65		
TOTAL COMMERCIAL GARBAGE	\$	4,937		

DROP BOX SERVICES

DROP BOX HAULS/RENTAL

HAUL 10 YD - RO	\$	-
HAUL 10 YD CUST - RO	\$	-
HAUL 20 YD - RO	\$	75.83
HAUL 20 YD CUST - RO	\$	-
HAUL 20 YD TEMP - RO	\$	16.59
HAUL 30 YD - RO	\$	325.61
HAUL 30 YD CUST - RO	\$	-
HAUL 30 YD GLASS - RO	\$	-
HAUL 30 YD SPECIAL - RO	\$	-
HAUL 30 YD TEMP - RO	\$	18.93
HAUL 40 YD - RO	\$	97.86
HAUL 40 YD TEMP - RO	\$	28.45
ADJUSTMENT SERVICE - RO	\$	-
CLEANING FEE - RO	\$	-
CLEANING FEE 20 YD - RO	\$	-
COMPACTOR HAUL 20 YD - RO	\$	92.28
COMPACTOR HAUL 24 YD - RO	\$	10.84
COMPACTOR HAUL 30 YD	\$	22.46
COMPACTOR HAUL 40 YD	\$	151.62
DELIVERY FEE - RO	\$	-
DELIVERY FEE 15 YD TEMP -	\$	-
DELIVERY FEE 20 YD - RO	\$	0.61
DELIVERY FEE 20 YD TEMP -	\$	55.24
DELIVERY FEE 30 YD - RO	\$	-
DELIVERY FEE 30 YD TEMP -	\$	37.10
DELIVERY FEE 40 YD - RO	\$	-

Gray's Harbor
Regulated Areas Price Out
April 1 - March 31

2020-2021

Hardcoded/mo

Service Code	Service Code Description	2020 Rates	2021 Rates	Total Revenue	Total Customers	Average Customers	Cart Size
DEL40TEMP-RO	DELIVERY FEE 40 YD TEMP -	140.94	141.32	5,246.29	37	3	
DONATIONRO	DONATED SERVICE ROLL OFF	-	-	-	-	-	
FINAL20-RO	FINAL PULL 20 YD - RO	141.75	142.13	568.14	4	0	
FINAL20TEMP-RO	FINAL PULL 20 YD TEMP - R	147.83	148.23	12,384.89	84	7	
FINAL30-RO	FINAL PULL 30 YD - RO	168.08	168.53	1,345.99	8	1	
FINAL30TEMP-RO	FINAL PULL 30 YD TEMP - R	182.76	183.25	9,333.01	51	4	
FINAL40-RO	FINAL PULL 40 YD - RO	202.50	203.05	811.10	4	0	
FINAL40TEMP-RO	FINAL PULL 40 YD TEMP - R	231.26	231.88	6,541.77	28	2	
GFUEL-RO	FUEL & MATERIAL SURCHARGE	-	-	-	-	-	
LABOR-RO	LABOR CHARGE - RO	126.56	126.90	-	-	-	
LIDRO	LID CHARGE - RO	19.85	19.90	11,562.03	582	49	
LOCK-RO	LOCK CHARGE - RO	-	-	-	-	-	
MILE-RO	MILEAGE FEE - RO	3.70	3.71	107,536.86	29,045	2,420	
RENT20MO-RO	RENTAL FEE 20 YD MONTHLY	126.56	126.56	19,618.96	155	13	
RENT20TEMP-RO	RENTAL FEE 20 YD TEMP - R	238.77	238.77	12,326.92	52	4	
RENT30MO-RO	RENTAL FEE 30 YD MONTHLY	149.85	149.85	42,209.44	282	23	
RENT30TEMP-RO	RENTAL FEE 30 YD TEMP - R	294.13	294.13	10,576.48	36	3	
RENT40MO-RO	RENTAL FEE 40 YD MONTHLY	149.85	149.85	16,333.65	109	9	
RENT40TEMP-RO	RENTAL FEE 40 YD TEMP - R	330.93	330.93	6,410.48	19	2	
RENTMO-CP	RENTAL FEE MONTHLY - COMP	375.00	480.94	5,241.58	13	1	
TIME-RO	TIME FEE - RO	126.56	126.90	18,343.37	145	12	
TIRE-RO	TIRE FEE - RO	-	-	-	-	-	
TIRELG-RO	TIRE FEE LARGE - RO	11.64	11.85	81.69	7	1	
TIRESM-RO	TIRE FEE SMALL - RO	4.44	2.82	345.08	83	7	
	TOTAL DROP BOX HAULS/RENTAL	-	-	\$ 503,460.78	666	55	
PASSTHROUGH DISPOSAL	PASSTHROUGH DISPOSAL	-	-	-	-	-	
DISP-RO	DISPOSAL CHARGE - RO	106.77	106.77	423,393.07			
DISPPULP-RO		-	-	-			
DISPPLSTC-RO		-	-	-			
DISPMETAL-RO	DISPOSAL FEE METAL - RO	-	-	-			
DISPCONCRETE-RO	DISPOSAL FEE CONCRETE - R	-	-	-			
DISPITEM-RO	DISPOSAL FEE ITEM - RO	-	-	-			
	TOTAL PASSTHROUGH DISPOSAL	-	-	\$ 423,393.07			
	Service Charges						
FINCHG	FINANCE CHARGE	-	-	4,884.51			
C19-ADJFIN	FINANCE CHARGE ADJUSTMENT	-	-	(989.73)			
ADJ-FIN	ADJUSTMENT FINANCE CHARGE	-	-	(152.15)			
COLLFEE	COLLECTION AGENCY FEE	-	-	(271.21)			
RETCKC	RETURN CHECK CHARGE	22.07	22.13	506.08			
COLLINT	COLLECTION INTEREST	-	-	-			
	TOTAL SERVICE CHARGES			\$ 3,977.50			
	TOTAL REVENUE			\$ 4,566,868.61			

R for recycling routes

modified formula

2020-2021

Service Code Description	Container Counts			Count
	Can Size	Container Size	Quantity	
DELIVERY FEE 40 YD TEMP -				
DONATED SERVICE ROLL OFF				
FINAL PULL 20 YD - RO				
FINAL PULL 20 YD TEMP - R				
FINAL PULL 30 YD - RO				
FINAL PULL 30 YD TEMP - R				
FINAL PULL 40 YD - RO				
FINAL PULL 40 YD TEMP - R				
FUEL & MATERIAL SURCHARGE				
LABOR CHARGE - RO				
LID CHARGE - RO				
LOCK CHARGE - RO				
MILEAGE FEE - RO				
RENTAL FEE 20 YD MONTHLY		20	1	13
RENTAL FEE 20 YD TEMP - R		20	1	4
RENTAL FEE 30 YD MONTHLY		30	1	23
RENTAL FEE 30 YD TEMP - R		30	1	3
RENTAL FEE 40 YD MONTHLY		40	1	9
RENTAL FEE 40 YD TEMP - R		40	1	2
RENTAL FEE MONTHLY - COMP		Compactor	1	1
TIME FEE - RO				
TIRE FEE - RO				
TIRE FEE LARGE - RO				
TIRE FEE SMALL - RO				
TOTAL DROP BOX HAULS/RENTAL				
				Total RO 55
				Check -
PASSTHROUGH DISPOSAL				
DISPOSAL CHARGE - RO				
DISPOSAL FEE METAL - RO				
DISPOSAL FEE CONCRETE - R				
DISPOSAL FEE ITEM - RO				
TOTAL PASSTHROUGH DISPOSAL				
Service Charges				
FINANCE CHARGE				
FINANCE CHARGE ADJUSTMENT				
ADJUSTMENT FINANCE CHARGE				
COLLECTION AGENCY FEE				
RETURN CHECK CHARGE				
COLLECTION INTEREST				
TOTAL SERVICE CHARGES				
TOTAL REVENUE				
				TOTAL 15,415
				Check -

Increase per LG	MSW	7.82%	0.75%	8.57%
	Recycle	-4.12%	0.00%	-4.12%

Current Annual Revenue	\$	4,562,891
COVID Expenses to be Recovered	\$	35,325
2-Year Recovery with B&O and WUTC Fee	\$	18,071
2-Year Rate Increase Needed for COVID Exp. Recovery		0.40%

2020-2021

Service Code Description

DELIVERY FEE 40 YD TEMP -	\$	153.43	\$	5,710	\$	463	\$	154.04	\$	5,732.13
DONATED SERVICE ROLL OFF	\$	-	\$	-	\$	-	\$	-	\$	-
FINAL PULL 20 YD - RO	\$	154.31	\$	618	\$	50	\$	154.92	\$	620.09
FINAL PULL 20 YD TEMP - R	\$	160.93	\$	13,475	\$	1,090	\$	161.57	\$	13,528.44
FINAL PULL 30 YD - RO	\$	182.97	\$	1,464	\$	118	\$	183.70	\$	1,469.56
FINAL PULL 30 YD TEMP - R	\$	198.95	\$	10,155	\$	822	\$	199.74	\$	10,194.76
FINAL PULL 40 YD - RO	\$	220.45	\$	882	\$	71	\$	221.32	\$	885.89
FINAL PULL 40 YD TEMP - R	\$	251.75	\$	7,119	\$	578	\$	252.75	\$	7,147.52
FUEL & MATERIAL SURCHARGE	\$	-	\$	-	\$	-	\$	-	\$	-
LABOR CHARGE - RO	\$	137.77	\$	-	\$	-	\$	138.32	\$	-
LID CHARGE - RO	\$	21.61	\$	12,577	\$	1,015	\$	21.69	\$	12,627.19
LOCK CHARGE - RO	\$	-	\$	-	\$	-	\$	-	\$	-
MILEAGE FEE - RO	\$	4.03	\$	116,989	\$	9,452	\$	4.04	\$	117,452.48
RENTAL FEE 20 YD MONTHLY	\$	137.40	\$	21,300	\$	1,681	\$	137.95	\$	21,384.38
RENTAL FEE 20 YD TEMP - R	\$	259.23	\$	13,383	\$	1,056	\$	260.26	\$	13,436.16
RENTAL FEE 30 YD MONTHLY	\$	162.69	\$	45,826	\$	3,617	\$	163.33	\$	46,007.66
RENTAL FEE 30 YD TEMP - R	\$	319.33	\$	11,483	\$	906	\$	320.60	\$	11,528.21
RENTAL FEE 40 YD MONTHLY	\$	162.69	\$	17,733	\$	1,400	\$	163.33	\$	17,803.44
RENTAL FEE 40 YD TEMP - R	\$	359.29	\$	6,960	\$	549	\$	360.71	\$	6,987.33
RENTAL FEE MONTHLY - COMP	\$	522.15	\$	6,856	\$	1,614	\$	524.22	\$	6,882.99
TIME FEE - RO	\$	137.77	\$	19,956	\$	1,613	\$	138.32	\$	20,035.27
TIRE FEE - RO	\$	-	\$	-	\$	-	\$	-	\$	-
TIRE FEE LARGE - RO	\$	12.87	\$	90	\$	8	\$	12.92	\$	90.41
TIRE FEE SMALL - RO	\$	3.06	\$	255	\$	(90)	\$	3.07	\$	255.96

TOTAL DROP BOX HAULS/RENTAL		\$	548,513	\$	45,052	8.95%	\$	550,685
------------------------------------	--	-----------	----------------	-----------	---------------	-------	-----------	----------------

PASSTHROUGH DISPOSAL

DISPOSAL CHARGE - RO	\$	106.77	\$	423,393.07	\$	-	\$	106.77	\$	423,393.07
	\$	-	\$	-	\$	-	\$	-	\$	-
	\$	-	\$	-	\$	-	\$	-	\$	-
DISPOSAL FEE METAL - RO	\$	-	\$	-	\$	-	\$	-	\$	-
DISPOSAL FEE CONCRETE - R	\$	-	\$	-	\$	-	\$	-	\$	-
DISPOSAL FEE ITEM - RO	\$	-	\$	-	\$	-	\$	-	\$	-

TOTAL PASSTHROUGH DISPOSAL		\$	423,393	\$	-		\$	423,393
-----------------------------------	--	-----------	----------------	-----------	----------	--	-----------	----------------

Service Charges

- FINANCE CHARGE
- FINANCE CHARGE ADJUSTMENT
- ADJUSTMENT FINANCE CHARGE
- COLLECTION AGENCY FEE
- RETURN CHECK CHARGE
- COLLECTION INTEREST

TOTAL SERVICE CHARGES

TOTAL REVENUE		\$	4,830,007	\$	267,115		\$	4,847,459
----------------------	--	-----------	------------------	-----------	----------------	--	-----------	------------------

	Increase Per LG	Per Price Out	Difference
MSW	\$ 297,548	\$ 297,401	\$ (148)
Recycle	\$ (31,578)	\$ (30,285)	\$ 1,293

2020-2021	\$	(619)	B&O Tax	1.75%
			WUTC Fee	0.51%

Service Code Description		
DELIVERY FEE 40 YD TEMP -	\$	22.61
DONATED SERVICE ROLL OFF	\$	-
FINAL PULL 20 YD - RO	\$	2.45
FINAL PULL 20 YD TEMP - R	\$	53.37
FINAL PULL 30 YD - RO	\$	5.80
FINAL PULL 30 YD TEMP - R	\$	40.22
FINAL PULL 40 YD - RO	\$	3.49
FINAL PULL 40 YD TEMP - R	\$	28.20
FUEL & MATERIAL SURCHARGE	\$	-
LABOR CHARGE - RO	\$	-
LID CHARGE - RO	\$	49.81
LOCK CHARGE - RO	\$	-
MILEAGE FEE - RO	\$	463.33
RENTAL FEE 20 YD MONTHLY	\$	84.36
RENTAL FEE 20 YD TEMP - R	\$	53.00
RENTAL FEE 30 YD MONTHLY	\$	181.49
RENTAL FEE 30 YD TEMP - R	\$	45.48
RENTAL FEE 40 YD MONTHLY	\$	70.23
RENTAL FEE 40 YD TEMP - R	\$	27.56
RENTAL FEE MONTHLY - COMP	\$	27.15
TIME FEE - RO	\$	79.04
TIRE FEE - RO	\$	-
TIRE FEE LARGE - RO	\$	0.36
TIRE FEE SMALL - RO	\$	1.01

TOTAL DROP BOX HAULS/RENTAL \$ 2,172

PASSTHROUGH DISPOSAL		
DISPOSAL CHARGE - RO	\$	-
	\$	-
	\$	-
DISPOSAL FEE METAL - RO	\$	-
DISPOSAL FEE CONCRETE - R	\$	-
DISPOSAL FEE ITEM - RO	\$	-

TOTAL PASSTHROUGH DISPOSAL \$ -

Service Charges

FINANCE CHARGE		
FINANCE CHARGE ADJUSTMENT		
ADJUSTMENT FINANCE CHARGE		
COLLECTION AGENCY FEE		
RETURN CHECK CHARGE		
COLLECTION INTEREST		

TOTAL SERVICE CHARGES

TOTAL REVENUE \$ 17,452

Gray's Harbor
Payroll Schedule
April 1, 2020 - March 31, 2021

Note: Data below is from payroll registers. Links have been broken to the source file to maintain data integrity. Source documents are available upon request.

District #	EE #	Name	Job	Total Proforma Pay	GL Prefix	Pro-Forma Raise Adjust	Normalizing Wage Adjustments
						3.20%	
						6.23%	
						3.20%	
						2.30%	
						9.42%	
						7.75%	
						4.27%	

Reconciliation of Payroll Register to General Ledger

DRIVER WAGES PER PR REGISTER \$ 1,633,299

Accruals, Manual Adjustments/Reclasses \$ 2,229

GL

50010	Salaries	-
50020	Wages Regular	1,283,751
50025	Wages O.T.	283,767
50035	Safety Bonuses	5,500
50036	Other Bonuses	37,647
50065	Vacation Pay	64,742
50070	Sick Pay	54,914
		<u>1,730,320</u>

Difference (94,792)

MECHANICS - HOURLY & SALARY PER PR REGISTER \$ 559,538

Accruals, Manual Adjustments/Reclasses \$ 13,809
(See Detailed Schedule)

GL

52010	Salaries	78,732
52020	Wages Regular	354,398
52025	Wages O.T.	38,212
52035	Safety Bonuses	975
52036	Other Bonuses	10,221
52065	Vacation Pay	13,420
52070	Sick Pay	10,712
		<u>506,669</u>

Difference 66,678

SALES - SALARY WAGES PER PR REGISTER \$ -

Accruals, Manual Adjustments/Reclasses \$ -
(See Detailed Schedule)

GL

60010	Salaries	-
60030	Wages Regular	7
60065	Vacation Pay	-
60070	Sick Pay	-
		<u>7</u>

Difference (7)

REVISOR - SALARY & HOURLY WAGES PER PR REGISTER \$ 93,295

Accruals, Manual Adjustments/Reclasses \$ 6,359
(See Supervisor GL Detail tab for Details)

GL

56010	Salaries	97,940
56020	Wages Regular	-
56025	Wages O.T.	-
56035	Safety Bonus	-
56036	Other Bonus	1,200
56065	Vacation Pay	-
56070	Sick Pay	-
		<u>99,140</u>

Difference 515

G&A - SALARY & HOURLY WAGES PER PR REGISTER \$ 412,325

Accruals, Division Payroll Alloc., Region OH Alloc., Other Comp Adjust In \$ 147,628
(See G&A GL Detail tab for Details)

GL

70010	Salaries	263,723
70020	Wages Regular	238,321
70025	Wages O.T.	5,848
70035	Safety Bonuses	-
70036	Tooty Bonuses	31,686
70065	Vacation Pay	11,309
70070	Sick Pay	8,099
		<u>558,987</u>

Difference \$ 967

CONTAINER HOURLY WAGES PER PR REGISTER \$ 93,577

Accruals, Manual Adjustments/Reclasses \$ 587
(See Detailed Schedule)

GL

55020	Wages Regular	50,859
55025	Wages O.T.	3,125
55035	Safety Bonuses	75
55036	Other Bonuses	1,329
55065	Vacation Pay	3,273
55070	Sick Pay	1,318
		<u>59,980</u>

Difference \$ 34,184

7,544.62
0.26%

immaterial

Harbor Disposal and Eastern Grays Harbor Disposal
 Test Year Ended March 31, 2021

Increases %'s	
Garbage	8.57%
Recycling	-4.12%
COVID Exp. Recovery	0.40%

	3/31/2021 Current Tariff Rates	General Rate Increase	Proposed 8/1/2023 Rates	COVID Rate Increase	Proposed 8/1/2021 Rates
Item 50, pg 13					
Returned check charge:	22.13	1.90	24.03	0.10	24.12
Item 51, pg 14					
Restart fees	11.47	0.98	12.45	0.05	12.50
Item 52, pg 14					
Containers	23.35	2.00	25.35	0.10	25.45
Drop Box	84.27	7.22	91.49	0.36	91.85
Carts	20.30	1.74	22.04	0.09	22.13
Item 55, pg 15					
Oversized can	7.03	0.60	7.63	0.03	7.66
Item 60, pg 15					
Overtime charge per hr:	55.84	4.78	60.62	0.24	60.86
Minimum	223.35	19.14	242.49	0.96	243.45
Item 70, pg 16					
Return Trip:					
Cans	13.86	1.19	15.05	0.06	15.11
Drum	21.63	1.85	23.48	0.09	23.58
Bale	21.63	1.85	23.48	0.09	23.58
Litter Receptacle	21.63	1.85	23.48	0.09	23.58
Drop Box	84.27	7.22	91.49	0.36	91.85
Container	27.71	2.37	30.08	0.12	30.20
Toter	13.86	1.19	15.05	0.06	15.11
Item 80, pg 18					
Carry-Out:					
Residential:					
5-25 feet	2.54	0.22	2.76	0.01	2.77
25- plus add	1.60	0.14	1.74	0.01	1.74
Commercial:					
5-25 feet	0.59	0.05	0.64	0.00	0.64
25- plus add	0.37	0.03	0.40	0.00	0.40
Drive-in:					
Over 125 feet	8.16	0.70	8.86	0.04	8.89
Commercial:					
Over 125 feet	1.89	0.16	2.05	0.01	2.06
Item 90, pg 19					
Residential					
Stairs - each step	0.51	0.04	0.55	0.00	0.56
Overhead Obstruction	1.42	0.12	1.54	0.01	1.55
Sunken	1.48	0.13	1.61	0.01	1.61

Harbor Disposal and Eastern Grays Harbor Disposal
 Test Year Ended March 31, 2021

Increases %'s	
Garbage	8.57%
Recycling	-4.12%
COVID Exp. Recovery	0.40%

	3/31/2021 Current Tariff Rates	General Rate Increase	Proposed 8/1/2023 Rates	COVID Rate Increase	Proposed 8/1/2021 Rates
Commercial					
Stairs - each step	0.12	0.01	0.13	0.00	0.13
Overhead Obstruction	0.32	0.03	0.35	0.00	0.35
Sunken	0.34	0.03	0.37	0.00	0.37
Item 100, pg 20					
Residential Garbage (without Recycling)					
Mini	13.71	1.00	14.71	0.05	14.76
1 can	18.92	1.45	20.37	0.07	20.44
2 can	28.01	2.23	30.24	0.11	30.35
3 can	37.41	3.03	40.44	0.15	40.60
4 can	46.42	3.81	50.23	0.19	50.42
5 can	55.47	4.58	60.05	0.23	60.28
1 can per month	8.58	0.56	9.14	0.03	9.17
1 can every other week	14.00	1.03	15.03	0.05	15.08
35 gal per month	9.23	0.62	9.85	0.03	9.88
35 gal every other week	14.84	1.10	15.94	0.06	16.00
35 gal weekly	20.09	1.55	21.64	0.08	21.72
65 gal per month	11.86	0.84	12.70	0.04	12.75
65 gal every other week	19.05	1.46	20.51	0.07	20.58
65 gal weekly	28.56	2.28	30.84	0.11	30.95
95 gal per month	15.20	1.13	16.33	0.06	16.39
95 gal every other week	24.21	1.90	26.11	0.10	26.21
95 gal weekly	38.67	3.14	41.81	0.16	41.97
Residential Garbage (with Recycling)					
Mini	11.71	1.00	12.71	0.05	12.76
1 can	16.92	1.45	18.37	0.07	18.44
2 can	26.01	2.23	28.24	0.11	28.35
3 can	35.41	3.03	38.44	0.15	38.60
4 can	44.42	3.81	48.23	0.19	48.42
5 can	53.47	4.58	58.05	0.23	58.28
1 can per month	6.58	0.56	7.14	0.03	7.17
1 can every other week	12.00	1.03	13.03	0.05	13.08
35 gal per month	7.23	0.62	7.85	0.03	7.88
35 gal every other week	12.84	1.10	13.94	0.06	14.00
35 gal weekly	18.09	1.55	19.64	0.08	19.72
65 gal per month	9.86	0.84	10.70	0.04	10.75
65 gal every other week	17.05	1.46	18.51	0.07	18.58
65 gal weekly	26.56	2.28	28.84	0.11	28.95
95 gal per month	13.20	1.13	14.33	0.06	14.39
95 gal every other week	22.21	1.90	24.11	0.10	24.21
95 gal weekly	36.67	3.14	39.81	0.16	39.97
Recycle Program					
With garbage	9.00	-0.37	8.63	0.03	8.66
Recycle only	10.00	-0.37	9.63	0.04	9.67
Item 100, pg 21					
Occasional Extra 32-gal	4.75	0.41	5.16	0.02	5.18

Harbor Disposal and Eastern Grays Harbor Disposal
 Test Year Ended March 31, 2021

Increases %'s	
Garbage	8.57%
Recycling	-4.12%
COVID Exp. Recovery	0.40%

	3/31/2021 Current Tariff Rates	General Rate Increase	Proposed 8/1/2023 Rates	COVID Rate Increase	Proposed 8/1/2021 Rates
65-gal toter	9.29	0.80	10.09	0.04	10.13
95-gal toter	13.92	1.19	15.11	0.06	15.17
Prepaid Bag	5.30	0.45	5.75	0.02	5.78
On Call	7.57	0.65	8.22	0.03	8.25

Item 150, pg 22

Bulky Materials	13.99	1.20	15.19	0.06	15.25
Bulky additional	9.96	0.85	10.81	0.04	10.86
Bulky Minimum	13.99	1.20	15.19	0.06	15.25
Carry Chrg	5.03	0.43	5.46	0.02	5.48
Loose Materials	25.06	2.15	27.21	0.11	27.32
Loose additional	18.35	1.57	19.92	0.08	20.00
Loose Minimum	25.06	2.15	27.21	0.11	27.32
Carry Charge	10.52	0.90	11.42	0.05	11.47

Item 160, pg 23

Single Rear Drive Axle:

Truck and Driver:

Non-packer	93.40	8.00	101.40	0.40	101.80
Packer	101.52	8.70	110.22	0.44	110.66
Drop-box Truck	118.78	10.18	128.96	0.51	129.47

Each Extra Person:

Non-packer	50.77	4.35	55.12	0.22	55.34
Packer	50.77	4.35	55.12	0.22	55.34
Drop-box Truck	50.77	4.35	55.12	0.22	55.34

Minimum Charge:

Non-packer	93.40	8.00	101.40	0.40	101.80
Packer	101.52	8.70	110.22	0.44	110.66
Drop-box Truck	118.78	10.18	128.96	0.51	129.47

Tandem Rear Drive Axle:

Truck and Driver:

Non-packer					
Packer	126.90	10.87	137.77	0.55	138.32
RO	126.90	10.87	137.77	0.55	138.32

Each Extra Person:

Non-packer					
Packer	50.77	4.35	55.12	0.22	55.34
RO	50.77	4.35	55.12	0.22	55.34

Minimum Charge:

Non-packer					
Packer	126.90	10.87	137.77	0.55	138.32
RO	126.90	10.87	137.77	0.55	138.32

Item 205, pg 25

Harbor Disposal and Eastern Grays Harbor Disposal
 Test Year Ended March 31, 2021

Increases %'s	
Garbage	8.57%
Recycling	-4.12%
COVID Exp. Recovery	0.40%

	3/31/2021 Current Tariff Rates	General Rate Increase	Proposed 8/1/2023 Rates	COVID Rate Increase	Proposed 8/1/2021 Rates
Roll-Out:					
Container	4.42	0.38	4.80	0.02	4.82
Automated Carts or Toter	4.42	0.38	4.80	0.02	4.82
Item 207, pg 26					
Excess Weight:					
All containers, per pound	0.13	0.01	0.14	0.00	0.14
Item 210, pg 27					
Washing:					
1-4 yard (per container)	16.04	1.37	17.41	0.07	17.48
5-8 yard (per yard)	6.60	0.57	7.17	0.03	7.19
Drop Box (per yard)	6.60	0.57	7.17	0.03	7.19
Cart (per cart)	10.16	0.87	11.03	0.04	11.07
Item 220, pg 27					
Compactor Rental					
24 cubic yard	480.94	41.21	522.15	2.07	524.22
35 cubic yard	506.25	43.38	549.63	2.18	551.81
Item 230, pg 28					
Disposal Fees:					
Refuse (per ton)	106.77		106.77		106.77
Minimum	10.48		10.48		10.48
Refrigerated Appliances	33.24		33.24		33.24
Passenger Tires	2.77		2.77		2.77
Truck Tires	11.64		11.64		11.64
Tire Rim	1.67		1.67		1.67
Item 240, pg 29					
Permanent Container Rent:					
First Pickup					
1 yard	34.83	2.98	37.81	0.15	37.96
1.5 yard	49.17	4.21	53.38	0.21	53.59
2 yard	60.00	5.14	65.14	0.26	65.40
3 yard	81.13	6.95	88.08	0.35	88.43
4 yard	100.78	8.64	109.42	0.43	109.85
6 yard	154.48	13.24	167.72	0.66	168.38
8 yard	186.69	16.00	202.69	0.80	203.49
Additional Pickups:					
1 yard	20.44	1.75	22.19	0.09	22.28
1.5 yard	28.14	2.41	30.55	0.12	30.67
2 yard	37.58	3.22	40.80	0.16	40.96
3 yard	54.28	4.65	58.93	0.23	59.16
4 yard	67.94	5.82	73.76	0.29	74.05
6 yard	95.56	8.19	103.75	0.41	104.16
8 yard	117.27	10.05	127.32	0.50	127.82

Harbor Disposal and Eastern Grays Harbor Disposal
 Test Year Ended March 31, 2021

Increases %'s	
Garbage	8.57%
Recycling	-4.12%
COVID Exp. Recovery	0.40%

	3/31/2021 Current Tariff Rates	General Rate Increase	Proposed 8/1/2023 Rates	COVID Rate Increase	Proposed 8/1/2021 Rates
Special Pickups:					
1 yard	30.65	2.63	33.28	0.13	33.41
1.5 yard	43.45	3.72	47.17	0.19	47.36
2 yard	55.92	4.79	60.71	0.24	60.95
3 yard	75.39	6.46	81.85	0.32	82.17
4 yard	99.25	8.50	107.75	0.43	108.18
6 yard	129.39	11.09	140.48	0.56	141.03
8 yard	169.60	14.53	184.13	0.73	184.86
Temporary:					
Initial Delivery:					
1 yard	46.49	3.98	50.47	0.20	50.67
1.5 yard	46.49	3.98	50.47	0.20	50.67
2 yard	46.49	3.98	50.47	0.20	50.67
3 yard	55.33	4.74	60.07	0.24	60.31
4 yard	55.33	4.74	60.07	0.24	60.31
6 yard	55.33	4.74	60.07	0.24	60.31
8 yard	55.33	4.74	60.07	0.24	60.31
Pickups:					
1 yard	30.65	2.63	33.28	0.13	33.41
1.5 yard	43.45	3.72	47.17	0.19	47.36
2 yard	55.92	4.79	60.71	0.24	60.95
3 yard	75.39	6.46	81.85	0.32	82.17
4 yard	99.25	8.50	107.75	0.43	108.18
6 yard	129.39	11.09	140.48	0.56	141.03
8 yard	169.60	14.53	184.13	0.73	184.86
Rent per Day:					
1 yard	0.50	0.04	0.54	0.00	0.54
1.5 yard	0.61	0.05	0.66	0.00	0.66
2 yard	0.61	0.05	0.66	0.00	0.66
3 yard	0.94	0.08	1.02	0.00	1.02
4 yard	1.10	0.09	1.19	0.00	1.20
6 yard	1.66	0.14	1.80	0.01	1.81
8 yard	1.93	0.17	2.10	0.01	2.10
Rent per Month:					
1 yard	15.21	1.30	16.51	0.07	16.58
1.5 yard	18.55	1.59	20.14	0.08	20.22
2 yard	18.55	1.59	20.14	0.08	20.22
3 yard	28.59	2.45	31.04	0.12	31.16
4 yard	33.46	2.87	36.33	0.14	36.47
6 yard	50.49	4.33	54.82	0.22	55.03
8 yard	58.70	5.03	63.73	0.25	63.98
Lost Container Charge:					
1 yard	601.62	51.55	653.17	2.59	655.76
1.5 yard	701.88	60.14	762.02	3.02	765.04
2 yard	802.15	68.73	870.88	3.45	874.33

Harbor Disposal and Eastern Grays Harbor Disposal
 Test Year Ended March 31, 2021

Increases %'s	
Garbage	8.57%
Recycling	-4.12%
COVID Exp. Recovery	0.40%

	3/31/2021 Current Tariff Rates	General Rate Increase	Proposed 8/1/2023 Rates	COVID Rate Increase	Proposed 8/1/2021 Rates
3 yard	902.42	77.32	979.74	3.88	983.62
4 yard	1,002.69	85.92	1,088.61	4.31	1,092.92
6 yard	1,102.96	94.51	1,197.47	4.74	1,202.21
8 yard	1,203.23	103.10	1,306.33	5.17	1,311.50

Item 245, pg 30

Permanent Service

32 Gallon

First 5 grouped together	3.39	0.29	3.68	0.01	3.70
Over 5 units grouped together	3.17	0.27	3.44	0.01	3.46
Single cans not grouped	3.39	0.29	3.68	0.01	3.70
Minimum monthly charge	15.33	1.31	16.64	0.07	16.71

Special Pickups

32-gal	12.86	1.10	13.96	0.06	14.02
Each additional unit	4.88	0.42	5.30	0.02	5.32
65-gal	11.78	1.01	12.79	0.05	12.84
Each additional unit	6.77	0.58	7.35	0.03	7.38
95-gal	14.76	1.26	16.02	0.06	16.09
Each additional unit	9.75	0.84	10.59	0.04	10.63

65 gal

First 5 grouped together	6.86	0.59	7.45	0.03	7.48
Over 5 units grouped together	6.86	0.59	7.45	0.03	7.48

95 Gal

First 5 grouped together	9.88	0.85	10.73	0.04	10.77
Over 5 units grouped together	9.88	0.85	10.73	0.04	10.77

Latching, Unlocking	2.04	0.17	2.21	0.01	2.22
---------------------	------	------	------	------	------

Item 260, pg 31

Permanent Rent;

20 yard	126.56	10.84	137.40	0.54	137.95
25 yard	141.75	12.15	153.90	0.61	154.51
30 yard	149.85	12.84	162.69	0.64	163.33
40 yard	149.85	12.84	162.69	0.64	163.33

Hauls:

First Pickup:

20 yard	142.13	12.18	154.31	0.61	154.92
25 yard	144.17	12.35	156.52	0.62	157.14
30 yard	168.53	14.44	182.97	0.72	183.70
40 yard	203.05	17.40	220.45	0.87	221.32

Additional Pickups:

20 yard	142.13	12.18	154.31	0.61	154.92
25 yard	144.17	12.35	156.52	0.62	157.14
30 yard	168.53	14.44	182.97	0.72	183.70
40 yard	203.05	17.40	220.45	0.87	221.32

Harbor Disposal and Eastern Grays Harbor Disposal
 Test Year Ended March 31, 2021

Increases %'s	
Garbage	8.57%
Recycling	-4.12%
COVID Exp. Recovery	0.40%

	3/31/2021 Current Tariff Rates	General Rate Increase	Proposed 8/1/2023 Rates	COVID Rate Increase	Proposed 8/1/2021 Rates
Temporary Delivery Fee:					
20 yard	141.32	12.11	153.43	0.61	154.04
25 yard	141.32	12.11	153.43	0.61	154.04
30 yard	141.32	12.11	153.43	0.61	154.04
40 yard	141.32	12.11	153.43	0.61	154.04
Pickup Rate					
20 yard	148.23	12.70	160.93	0.64	161.57
25 yard	162.44	13.92	176.36	0.70	177.06
30 yard	183.25	15.70	198.95	0.79	199.74
40 yard	231.88	19.87	251.75	1.00	252.75
Temporary DB (rent per day)					
20 yard	7.85	0.67	8.52	0.03	8.56
25 yard	8.40	0.72	9.12	0.04	9.16
30 yard	9.67	0.83	10.50	0.04	10.54
40 yard	10.88	0.93	11.81	0.05	11.86
Mileage	3.71	0.32	4.03	0.02	4.04
Lid charge (per month)	19.90	1.71	21.61	0.09	21.69
Unlatch, Unlock	2.04	0.17	2.21	0.01	2.22
Item 255, 32					
Customer owned					
First Pickup:					
20 yard	143.14	12.27	155.41	0.62	156.02
Each Additional Pickup:					
20 yard	143.14	12.27	155.41	0.62	156.02
Mileage	3.71	0.32	4.03	0.02	4.04
Unlatch, Unlock	2.04	0.17	2.21	0.01	2.22
Item 275, 33					
Customer Owned (Compacted)					
Each Scheduled & Special Pickup					
15 Yard	233.51	20.01	253.52	1.00	254.52
20 yard	243.65	20.88	264.53	1.05	265.57
24 Yard	251.78	21.57	273.35	1.08	274.44
30 Yard	260.91	22.36	283.27	1.12	284.39
40 Yard	302.54	25.92	328.46	1.30	329.76
Mileage	3.71	0.32	4.03	0.02	4.04
Unlatch, Unlock	2.04	0.17	2.21	0.01	2.22

Grays Harbor Disposal
Balance Sheet

Districts/Grouping: 2186
Exclude IC:

System:
SubSystem:

March 31, 2021

(drill) (drill) (drill) (drill) (drill) (drill) (drill)

The date cell in D9 must be in YYYY-MM f

From Epicor - Current Mth Actual BS

Three Month BS Trend (from Epicor)

	Current Mth			Total	Change from Prior Period
	Posted	Unposted	Staged		
10050 Local Depository Account					
10070 Proceeds from Sale of Assets					
10071 Contra Proceeds from Sale of Assets					
10091 Pay Lockbox Clearing					
10092 Pay					
10093 Pay IC - KUBRA Payments					
10095 Pay ICT Inter District Receipts					
10097 EFT Pymt Clearing					
10098 Credit Card Pymt Clearing					
10099 Check & Cash Pymt Clearing					
Cash					
11501 Trade A/R Desert Micro					
11502 Trade A/R Desert Micro Receipts					
11510 Unbilled Trade A/R					
11511 Other Trade A/R					
11599 A/R Refund Clearing Acct					
11701 Employee A/R					
11800 Other A/R					
11901 Provision for Bad Debts					
11902 Bad Debt Write Offs					
11903 Bad Debt Collected					
A/R					
12001 Inventory Parts					
12003 Inventory Oil and Lube					
12004 Inventory Container					
12005 Inventory Tires					
Inventory					
13001 Prepaid Licenses and Permits					
13003 Prepaid Vehicle Use Tax					
13004 Prepaid Property Tax					
13008 Prepaid Other					
Prepays					
Curr Deferred					
Current Assets					
14002 Acquisition Land					
14003 Transfer/Reclass Land					
14012 Acquisition Land Improvement					
14016 Depre Expense Land Improv					
14031 Cap Ex Heavy Equipment					
14032 Acquisition Heavy Equipment					
14033 Transfer/Reclass Heavy Equipment					
14034 Sale/Disposition Heavy Equipment					
14036 Depre Exp Heavy Equipment					
14037 Transfer/Reclass Heavy Equipment					
14038 Sale/Disposition Heavy Equipment					
14041 Cap Ex Trucks					
14042 Acquisitions Trucks					
14043 Transfer/Reclass Trucks					
14044 Sale/Disposition Trucks					
14046 Depre Exp Trucks					
14047 Transfer/Reclass Trucks					
14048 Sale/Disposition Trucks					
14051 Cap Ex Container					
14052 Acquisition Container					
14053 Transfer/Reclass Container					
14054 Sale/Disposition Container					
14056 Depre Exp Container					
14057 Transfer/Reclass AD Container					
14058 Sale/Disposition AD Container					
14071 Cap Ex Shop Equipment					
14072 Acquisition Shop Equipment					
14073 Transfer/Reclass Shop Equipment					
14076 Depre Exp Shop Equipment					
14077 Transfer/Reclass AD Shop Equipment					
14081 Cap Ex Building					
14082 Acquisition Building					
14083 Transfer/Reclass Building					

Grays Harbor Disposal
Balance Sheet

Districts/Grouping: 2186
Exclude IC:

System:
SubSystem:

March 31, 2021

The date cell in D9 must be in YYYY-MM f

(drill) (drill) (drill) (drill) (drill) (drill) (drill)
From Epicor - Current Mth Actual BS Three Month BS Trend (from Epicor)

	Posted	Current Mth			Total	Change from Prior Period
		Unposted	Staged	Total		
14086 Depre Exp Building						
14087 Transfer/Reclass Building						
14101 Cap Ex Office Equipment						
14103 Transfer/Reclass Office Equipment						
14106 Depre Exp Office Equipment						
14107 Transfer/Reclass AD Office Equipment						
14111 Cap Ex Computer Equipment						
14113 Transfer/Reclass Computer Equipment						
14116 Depre Exp Computer Equipment						
14117 Transfer/Reclass AD Computer Equipment						
14121 Cap Ex Accruals						
Fixed Assets						
Notes Rec.						
Lease Assets						
15111 Acquisition Goodwill						
15112 Transfer/Reclass Goodwill						
Goodwill						
15252 Transfer/Reclass Long Term Contracts						
15256 Amort Expense Long Term Contracts						
15257 Transfer/Reclass Amort Long Term Contrac						
15261 Acquisition Indefinite Lived Intangibles						
Intangibles						
16100 Deposits						
Deposits						
Restricted Cash						
Restricted Investments						
Other Assets						
LOC Loan Fees						
17100 Intercompany Corporate						
18100 Investment Corporate						
Intercompany						
Total Assets						
ST Contingent						
Curr Portion LTD						
20120 AP - Accrued						
20121 AP - Accrued CAPEX						
20123 AP - Accrued Procurement Card						
20140 AP - Sales Tax						
20170 AP - Other						
20175 Pass Thru Taxes						
20177 AP - Franchise Tax Payable						
20178 WUTC Tax Payable						
20180 AP - Other Taxes						
A/P						
20300 Unearned Revenue						
Unearned Rev						
20320 Accrued Liabilities Wages Commissions						
20321 Vacation Accrual						
20325 Accrued Liabilities Other						
20340 Accrued Liabilities Safety Bonus						
20351 Accrued Liabilities Ins. - Workers Comp						
20360 Accrued Liabilities - Property Tax						
Accrued Liab						
Current Liab						

Grays Harbor Disposal
Balance Sheet
March 31, 2021

Districts/Grouping: 2186
Exclude IC:

System:
SubSystem:

(drill) (drill) (drill) (drill) (drill) (drill) (drill)

The date cell in D9 must be in YYYY-MM f

	From Epicor - Current Mth Actual BS				Three Month BS Trend (from Epicor)		Change from Prior Period
	Posted	Current Mth		Total	Total		
		Unposted	Staged				
LTD							
Overdraft							
Other LTD							
LT Contingent							
Deferred Taxes							
Minority Int							
Loan Fees							
Total Liabilities							
Common Stock							
Other Equity							
Deferred Comp							
Unrealized Swap Val							
APIC							
Treasury							
Cumulative translation adjustment							
29100 Retained Earnings							
Retained Earnings							
Retained Earnings							
Total Liab & Equity							
BS Balance							
Data Not Included							

Grays Harbor Transfer Balance Sheet 2021-03

Districts/Grouping: 2187 Exclude IC:

System: SubSystem:

Table with columns: (drill) From Epicor - Current Mth Actual BS, (drill) Three Month BS Trend (from Epicor), (drill) Jan-21, (drill) Feb-21, (drill) Mar-21, Change from Prior Period. Sub-headers include Posted, Unposted, Staged, Total.

- 10050 Local Depository Account
10051 Local Petty Cash Account
10070 Proceeds from Sale of Assets
10071 Contra Proceeds from Sale of Assets
10095 Pay ICT Inter District Receipts
10098 Credit Card Pymt Clearing
Cash
11500 Trade A/R
11511 Other Trade A/R
11599 A/R Refund Clearing Acct
11701 Employee A/R
11901 Provision for Bad Debts
11902 Bad Debt Write Offs
11903 Bad Debt Collected
A/R
Inventory
13001 Prepaid Licenses and Permits
13004 Prepaid Property Tax
13008 Prepaid Other
Prepays
Curr Deferred
Current Assets
14001 Cap Ex Land
14002 Acquisition Land
14003 Transfer/Reclass Land
14011 Cap Ex Land Improvement
14012 Acquisition Land Improvement
14014 Sale/Disposition Land Improvement
14016 Depre Expense Land Improv
14018 Sale/Disposition AD Land Improvement
14031 Cap Ex Heavy Equipment
14032 Acquisition Heavy Equipment
14033 Transfer/Reclass Heavy Equipment
14034 Sale/Disposition Heavy Equipment
14036 Depre Exp Heavy Equipment
14037 Transfer/Reclass Heavy Equipment
14038 Sale/Disposition Heavy Equipment
14041 Cap Ex Trucks
14042 Acquisitions Trucks
14043 Transfer/Reclass Trucks
14044 Sale/Disposition Trucks
14046 Depre Exp Trucks
14047 Transfer/Reclass Trucks
14048 Sale/Disposition Trucks
14051 Cap Ex Container
14052 Acquisition Container
14053 Transfer/Reclass Container
14054 Sale/Disposition Container
14056 Depre Exp Container
14057 Transfer/Reclass AD Container
14058 Sale/Disposition AD Container
14071 Cap Ex Shop Equipment
14072 Acquisition Shop Equipment
14073 Transfer/Reclass Shop Equipment
14076 Depre Exp Shop Equipment
14077 Transfer/Reclass AD Shop Equipment
14081 Cap Ex Building
14082 Acquisition Building
14083 Transfer/Reclass Building
14086 Depre Exp Building
14087 Transfer/Reclass Building
14101 Cap Ex Office Equipment
14103 Transfer/Reclass Office Equipment
14106 Depre Exp Office Equipment
14107 Transfer/Reclass AD Office Equipment
14111 Cap Ex Computer Equipment




Grays Harbor Transfer
Balance Sheet
2021-03

Districts/Grouping: 2187
Exclude IC:

System:
SubSystem:

(drill)				(drill)			(drill)	
From Epicor - Current Mth Actual BS				Three Month BS Trend (from Epicor)				
Posted	Current Mth		Total	Jan-21	Feb-21	Total Mar-21	Change from Prior Period	
	Unposted	Staged						

- 14113 Transfer/Reclass Computer Equipment
- 14116 Depre Exp Computer Equipment
- 14117 Transfer/Reclass AD Computer Equipment
- 14121 Cap Ex Accruals
- 14201 Cap Ex Construction in Process
 - Fixed Assets
 - Notes Rec.
 - Lease Assets
- 15111 Acquisition Goodwill
- 15112 Transfer/Reclass Goodwill
 - Goodwill
- 15251 Acquisition Long Term Contracts
- 15252 Transfer/Reclass Long Term Contracts
- 15253 Sale/Disposition Long Term Contracts
- 15256 Amort Expense Long Term Contracts
- 15257 Transfer/Reclass Amort Long Term Contrac
- 15258 Sale/Disposition Amort Long Term Contrac
 - Intangibles
 - Deposits
 - Restricted Cash
 - Restricted Investments
 - Other Assets
 - LOC Loan Fees
- 17100 Intercompany Corporate
- 18100 Investment Corporate
 - Intercompany
- Total Assets**
- ST Contingent
- Curr Portion LTD
- 20120 AP - Accrued
- 20121 AP - Accrued CAPEX
- 20123 AP - Accrued Procurement Card
- 20140 AP - Sales Tax
- 20170 AP - Other
- 20180 AP - Other Taxes
 - A/P
 - Unearned Rev
- 20320 Accrued Liabilities Wages Commissions
- 20321 Vacation Accrual
- 20340 Accrued Liabilities Safety Bonus
- 20351 Accrued Liabilities Ins. - Workers Comp
- 20360 Accrued Liabilities - Property Tax
 - Accrued Liab
- Current Liab**
- LTD
- Overdraft
- Other LTD



Grays Harbor Transfer
Balance Sheet
2021-03

Districts/Grouping: 2187
Exclude IC:

System:
SubSystem:

	(drill)	(drill)	(drill)	(drill)	(drill)	(drill)	(drill)	
	From Epicor - Current Mth Actual BS				Three Month BS Trend (from Epicor)			
	Current Mth			Total	Jan-21	Feb-21	Total Mar-21	Change from Prior Period
	Posted	Unposted	Staged					
LT Contingent								
Deferred Taxes								
Minority Int								
Loan Fees								
Total Liabilities								
Common Stock								
Other Equity								
Deferred Comp								
Unrealized Swap Val								
APIC								
Treasury								
Cumulative translation adjustment								
29100 Retained Earnings								
Retained Earnings								
Retained Earnings								
Total Liab & Equity								
BS Balance								
Data Not Included								


Grays Harbor Disposal
Balance Sheet
2020-04

Districts/Grouping: 2186
Exclude IC:

System:
SubSystem:

(drill) (drill) (drill) (drill) (drill) (drill) (drill)

- 10050 Local Depository Account
- 10070 Proceeds from Sale of Assets
- 10071 Contra Proceeds from Sale of Assets
- 10092 Pay
- 10093 Pay IC - KUBRA Payments
- 10095 Pay ICT Inter District Receipts
- 10097 EFT Pymt Clearing
- 10098 Credit Card Pymt Clearing
- 10099 Check & Cash Pymt Clearing
- Cash
- 11501 Trade A/R Desert Micro
- 11502 Trade A/R Desert Micro Receipts
- 11510 Unbilled Trade A/R
- 11511 Other Trade A/R
- 11599 A/R Refund Clearing Acct
- 11701 Employee A/R
- 11800 Other A/R
- 11901 Provision for Bad Debts
- 11902 Bad Debt Write Offs
- 11903 Bad Debt Collected
- A/R
- 12001 Inventory Parts
- 12003 Inventory Oil and Lube
- 12004 Inventory Container
- 12005 Inventory Tires
- Inventory
- 13001 Prepaid Licenses and Permits
- 13003 Prepaid Vehicle Use Tax
- 13004 Prepaid Property Tax
- 13008 Prepaid Other
- Prepays
- Curr Deferred
- Current Assets**
- 14002 Acquisition Land
- 14003 Transfer/Reclass Land
- 14012 Acquisition Land Improvement
- 14016 Depre Expense Land Improv
- 14031 Cap Ex Heavy Equipment
- 14032 Acquisition Heavy Equipment
- 14033 Transfer/Reclass Heavy Equipment
- 14034 Sale/Disposition Heavy Equipment
- 14036 Depre Exp Heavy Equipment
- 14037 Transfer/Reclass Heavy Equipment
- 14038 Sale/Disposition Heavy Equipment
- 14041 Cap Ex Trucks
- 14042 Acquisitions Trucks
- 14043 Transfer/Reclass Trucks
- 14044 Sale/Disposition Trucks
- 14046 Depre Exp Trucks
- 14047 Transfer/Reclass Trucks
- 14048 Sale/Disposition Trucks
- 14051 Cap Ex Container
- 14052 Acquisition Container
- 14053 Transfer/Reclass Container
- 14054 Sale/Disposition Container
- 14056 Depre Exp Container
- 14057 Transfer/Reclass AD Container
- 14058 Sale/Disposition AD Container
- 14071 Cap Ex Shop Equipment
- 14072 Acquisition Shop Equipment
- 14073 Transfer/Reclass Shop Equipment
- 14076 Depre Exp Shop Equipment
- 14077 Transfer/Reclass AD Shop Equipment
- 14081 Cap Ex Building
- 14082 Acquisition Building
- 14083 Transfer/Reclass Building
- 14086 Depre Exp Building



Grays Harbor Disposal
Balance Sheet
2020-04

Districts/Grouping: 2186
Exclude IC:

System:
SubSystem:

(drill) (drill) (drill) (drill) (drill) (drill) (drill)

- 14087 Transfer/Reclass Building
- 14101 Cap Ex Office Equipment
- 14103 Transfer/Reclass Office Equipment
- 14106 Depre Exp Office Equipment
- 14107 Transfer/Reclass AD Office Equipment
- 14111 Cap Ex Computer Equipment
- 14113 Transfer/Reclass Computer Equipment
- 14116 Depre Exp Computer Equipment
- 14117 Transfer/Reclass AD Computer Equipment

Fixed Assets

Notes Rec.

Lease Assets

- 15111 Acquisition Goodwill
- 15112 Transfer/Reclass Goodwill

Goodwill

- 15252 Transfer/Reclass Long Term Contracts
- 15256 Amort Expense Long Term Contracts
- 15257 Transfer/Reclass Amort Long Term Contrac
- 15261 Acquisition Indefinite Lived Intangibles

Intangibles

- 16100 Deposits

Deposits

Restricted Cash

Restricted Investments

Other Assets

LOC Loan Fees

- 17100 Intercompany Corporate
- 18100 Investment Corporate

Intercompany

Total Assets

ST Contingent

Curr Portion LTD

- 20120 AP - Accrued
- 20123 AP - Accrued Procurement Card
- 20130 AP - Payroll Clearing
- 20140 AP - Sales Tax
- 20170 AP - Other
- 20175 Pass Thru Taxes
- 20177 AP - Franchise Tax Payable
- 20178 WUTC Tax Payable
- 20180 AP - Other Taxes

A/P


- 20300 Unearned Revenue

Unearned Rev

- 20320 Accrued Liabilities Wages Commissions
- 20321 Vacation Accrual
- 20340 Accrued Liabilities Safety Bonus
- 20351 Accrued Liabilities Ins. - Workers Comp
- 20360 Accrued Liabilities - Property Tax
- 20397 Accrued Liabilities - UP Tracker

Accrued Liab

Current Liab



Grays Harbor Disposal
Balance Sheet
2020-04

Districts/Grouping: 2186
Exclude IC:

System:
SubSystem:

(drill) (drill) (drill) (drill) (drill) (drill) (drill)

LTD	
Overdraft	
Other LTD	
LT Contingent	
Deferred Taxes	
Minority Int	
Loan Fees	
Total Liabilities	
Common Stock	
Other Equity	
Deferred Comp	
Unrealized Swap Val	
APIC	
Treasury	
Cumulative translation adjustment	
29100	Retained Earnings
	Retained Earnings
Retained Earnings	
Total Liab & Equity	
BS Balance	
Data Not Included	

Grays Harbor Transfer
Balance Sheet
2020-04

Districts/Grouping: 2187
Exclude IC:

System:
SubSystem:

(drill) (drill) (drill) (drill) (drill) (drill) (drill)

- 10050 Local Depository Account
- 10051 Local Petty Cash Account
- 10070 Proceeds from Sale of Assets
- 10071 Contra Proceeds from Sale of Assets
- 10095 Pay ICT Inter District Receipts
- 10098 Credit Card Pymt Clearing

Cash

- 11500 Trade A/R
- 11511 Other Trade A/R
- 11599 A/R Refund Clearing Acct
- 11701 Employee A/R
- 11800 Other A/R
- 11901 Provision for Bad Debts
- 11902 Bad Debt Write Offs
- 11903 Bad Debt Collected

A/R

Inventory


- 13001 Prepaid Licenses and Permits
- 13003 Prepaid Vehicle Use Tax
- 13004 Prepaid Property Tax
- 13008 Prepaid Other

Prepays

Curr Deferred

Current Assets

- 14001 Cap Ex Land
- 14002 Acquisition Land
- 14003 Transfer/Reclass Land
- 14011 Cap Ex Land Improvement
- 14012 Acquisition Land Improvement
- 14014 Sale/Disposition Land Improvement
- 14016 Depre Expense Land Improv
- 14018 Sale/Disposition AD Land Improvement
- 14031 Cap Ex Heavy Equipment
- 14032 Acquisition Heavy Equipment
- 14033 Transfer/Reclass Heavy Equipment
- 14034 Sale/Disposition Heavy Equipment
- 14036 Depre Exp Heavy Equipment
- 14037 Transfer/Reclass Heavy Equipment
- 14038 Sale/Disposition Heavy Equipment
- 14041 Cap Ex Trucks
- 14042 Acquisitions Trucks
- 14043 Transfer/Reclass Trucks
- 14044 Sale/Disposition Trucks
- 14046 Depre Exp Trucks
- 14047 Transfer/Reclass Trucks
- 14048 Sale/Disposition Trucks
- 14051 Cap Ex Container
- 14052 Acquisition Container
- 14053 Transfer/Reclass Container
- 14054 Sale/Disposition Container
- 14056 Depre Exp Container
- 14057 Transfer/Reclass AD Container
- 14058 Sale/Disposition AD Container
- 14071 Cap Ex Shop Equipment
- 14072 Acquisition Shop Equipment
- 14073 Transfer/Reclass Shop Equipment
- 14076 Depre Exp Shop Equipment
- 14077 Transfer/Reclass AD Shop Equipment
- 14081 Cap Ex Building
- 14082 Acquisition Building
- 14083 Transfer/Reclass Building
- 14086 Depre Exp Building
- 14087 Transfer/Reclass Building
- 14101 Cap Ex Office Equipment
- 14103 Transfer/Reclass Office Equipment
- 14106 Depre Exp Office Equipment



Grays Harbor Transfer
Balance Sheet
2020-04

Districts/Grouping: 2187
Exclude IC:

System:
SubSystem:

(drill) (drill) (drill) (drill) (drill) (drill) (drill)

- 14107 Transfer/Reclass AD Office Equipment
- 14111 Cap Ex Computer Equipment
- 14113 Transfer/Reclass Computer Equipment
- 14116 Depre Exp Computer Equipment
- 14117 Transfer/Reclass AD Computer Equipment
- 14201 Cap Ex Construction in Process

Fixed Assets

Notes Rec.

Lease Assets

- 15111 Acquisition Goodwill
- 15112 Transfer/Reclass Goodwill

Goodwill

- 15251 Acquisition Long Term Contracts
- 15252 Transfer/Reclass Long Term Contracts
- 15253 Sale/Disposition Long Term Contracts
- 15256 Amort Expense Long Term Contracts
- 15257 Transfer/Reclass Amort Long Term Contrac
- 15258 Sale/Disposition Amort Long Term Contrac

Intangibles

Deposits

Restricted Cash

Restricted Investments

Other Assets

LOC Loan Fees

- 17100 Intercompany Corporate
- 18100 Investment Corporate

Intercompany

Total Assets

ST Contingent

Curr Portion LTD

- 20120 AP - Accrued
- 20123 AP - Accrued Procurement Card
- 20140 AP - Sales Tax
- 20170 AP - Other
- 20180 AP - Other Taxes

A/P

Unearned Rev

- 20320 Accrued Liabilities Wages Commissions
- 20321 Vacation Accrual
- 20340 Accrued Liabilities Safety Bonus
- 20351 Accrued Liabilities Ins. - Workers Comp
- 20360 Accrued Liabilities - Property Tax


Accrued Liab

Current Liab

LTD

Overdraft

Other LTD




Grays Harbor Transfer
Balance Sheet
2020-04

Districts/Grouping: 2187
Exclude IC:

System:
SubSystem:

(drill) (drill) (drill) (drill) (drill) (drill) (drill)



LT Contingent

Deferred Taxes

Minority Int

Loan Fees

Total Liabilities

Common Stock

Other Equity

Deferred Comp

Unrealized Swap Val

APIC

Treasury

Cumulative translation adjustment

29100 Retained Earnings

Retained Earnings

Retained Earnings

Total Liab & Equity

BS Balance

Data Not Included

Line No.	(a)	(b) Historical	(c) Revenue Change	(b) + (c)	(e) Add: Revenue Sensitive Taxes	(d) + (e)
				(d) Proforma		(f) Revenue Requirement
1	Operating Revenue	4,571,852	258,820	4,830,672	7,612	4,838,284
2	Operating Expenses	4,381,502		4,381,502	7,612	4,389,114
3	Operating Income	190,350		449,170		\$449,170
4						
5	Interest Expense	26,574		26,574		26,574
6	Income Tax Expense	28,424	60,321	88,745		88,745
7						
8	Net Income	135,352		333,851		333,851
9						
10	Operating Ratio	95.84%		90.70%		90.72%

Revenue Requirement

Historical Revenue	4,571,852	Revenue Increase before taxes	258,820
Rate Increase	266,432	Rev Sensitive Taxes	7,612
Revenue Requirement	4,838,284	Rate Increase	266,432
Percent Increase	5.83%		

Capital Structure Financing Investment

Type	Percent	Amount	Cost of Capital	Weighted	Amount
Equity	59.27%	1,160,825	28.76%	17.05%	333,851
Debt	40.73%	797,785	3.33%	1.36%	26,574
Total	100.00%	1,958,611		18.40%	360,425

	Before Income Tax	After Income Tax
--	----------------------	---------------------

Return on Investment	22.93%	18.40%
Return on Equity	36.40%	28.76%
Operating Ratio	90.70%	90.72%
Profit Margin	9.30%	9.30%
Final turnover	2.47	2.47
Tax Rate	21.00%	21.00%

Revenue Sensitive Taxes Charges

	Rate	Taxes
B & O Tax	1.750%	5,140
WUTC Fee	0.510%	1,498
City Tax	0.000%	-
Bad Debts	0.332%	974
Revenue Sensitive	2.592%	7,612

Conversion Factor 88.12%

Line No.	(a)	(b) Historical	(c) Revenue Change	(b) + (c)	(e) Add: Revenue Sensitive Taxes	(d) + (e)
				(d) Proforma		(f) Revenue Requirement
1	Operating Revenue	3,805,678	289,044	4,094,722	8,505	4,103,226
2	Operating Expenses	3,712,074		3,712,074	8,505	3,720,579
3	Operating Income	93,604		382,648		\$382,648
4						
5	Interest Expense	23,309		23,309		23,309
6	Income Tax Expense	12,200	63,261	75,461		75,461
7						
8	Net Income	58,095		283,877		283,877
9						
10	Operating Ratio	97.54%		90.66%		90.67%

Revenue Requirement

Historical Revenue	3,805,678	Revenue Increase before taxes	289,044
Rate Increase	297,548	Rev Sensitive Taxes	8,505
Revenue Requirement	4,103,226	Rate Increase	297,548
Percent Increase	7.82%		

Capital Structure Financing Investment

Type	Percent	Amount	Cost of Capital	Weighted	Amount
Equity	59.27%	1,018,196	27.88%	16.52%	283,877
Debt	40.73%	699,762	3.33%	1.36%	23,309
Total	100.00%	1,717,958		17.88%	307,187

Financing Cost**Operating Statistics**

	Before Income Tax	After Income Tax
Return on Investment	22.27%	17.88%
Return on Equity	35.29%	27.88%
Operating Ratio	90.66%	90.67%
Profit Margin	9.34%	9.34%
Final turnover	2.39	2.39
Tax Rate	21.00%	21.00%

Revenue Sensitive Taxes Charges

	Rate	Taxes
B & O Tax	1.750%	5,743
WUTC Fee	0.510%	1,674
City Tax	0.000%	-
Bad Debts	0.332%	1,089
Revenue Sensitive	2.592%	8,505

Conversion Factor

88.08%

Line No.	(a)	(b) Historical	(c) Revenue Change	(b) + (c)	(e) Add: Revenue Sensitive Taxes	(d) + (e)
				(d) Proforma		(f) Revenue Requirement
1	Operating Revenue	766,174	(30,679)	735,495	(899)	734,596
2	Operating Expenses	669,428		669,428	(899)	668,528
3	Operating Income	96,746		66,067		\$66,067
4						
5	Interest Expense	3,265		3,265		3,265
6	Income Tax Expense	16,224	(3,035)	13,188		13,188
7						
8	Net Income	77,257		49,614		49,614
9						
10	Operating Ratio	87.37%		91.02%		91.01%

Revenue Requirement

Historical Revenue	766,174	Revenue Increase before taxes	(30,679)
Rate Increase	(31,578)	Rev Sensitive Taxes	(899)
Revenue Requirement	734,596	Rate Increase	(31,578)
Percent Increase	-4.12%		

Capital Structure Financing Investment

Type	Percent	Amount	Cost of Capital	Financing Cost Weighted	Amount
Equity	59.27%	142,629	34.79%	20.62%	49,614
Debt	40.73%	98,023	3.33%	1.36%	3,265
Total	100.00%	240,652		21.97%	52,879

	Before Income Tax	After Income Tax
--	----------------------	---------------------

Return on Investment	27.45%	21.97%
Return on Equity	44.03%	34.79%
Operating Ratio	91.02%	91.01%
Profit Margin	8.98%	8.98%
Final turnover	3.05	3.05
Tax Rate	21.00%	21.00%

Revenue Sensitive Taxes Charges

	Rate	Taxes
B & O Tax	1.750%	(607)
WUTC Fee	0.510%	(177)
City Tax	0.000%	-
Bad Debts	0.332%	(115)
Revenue Sensitive	2.592%	(899)

Conversion Factor 88.41%

Division Vice President Allocation IN/Division Controller Allocation IN

Note: The Division Vice President's home district for payroll purposes is 2180. During the year his regular compensation is coded to district 2180 and then allocated out to each of his districts based on the revenue below via Journal Entry. His other compensation is not allocated into each of his districts during the year therefore that must be done manually for this rate filing.

Note: The Division Controller's home district for payroll purposes is 2111. During the year his regular compensation is coded to district 2111 and then allocated out to each of his districts based on the revenue below via Journal Entry. His other compensation is not allocated out to each of his districts during the year therefore that must be done manually for this rate filing.

DVP Other Compensation =

DivCon Other Compensation =

DVP Other Compensation =					DivCon Other Compensation =						
Dist.	1/1/2020-12/31/2020 Revenue	Other Comp Allocation	Taxes	Other Comp Allocation	Tax Allocation	Dist.	1/1/2020-12/31/2020 Revenue	Other Comp Allocation	Taxes	Other Comp Allocation	Tax Allocation
[Redacted Data]											

Harbor Disposal and Eastern Grays Harbor Disposal
Region Overhead Allocation
Test Year Ended March 31, 2021

Districts/Grouping: 2000 Exclude IC:
System:

	Apr-20	May-20	Jun-20	Jul-20	Aug-20	Sep-20	Oct-20	Nov-20	Dec-20
70036 Other Bonus/Commission - Non-Safety									
70037 Termination Pay									
70086 Safety and Training									
70095 Empl & Commun Activ									
70105 Employee Relocation									
70110 Contributions									
70147 Bldg & Property Maint									
70165 Communications									
70167 Cellular Telephone									
70170 Qualifying Operating Lease Expense									
70171 Variable Qualifying Lease Expense									
70185 Postage									
70190 Registration Fees									
70195 Dues and Subscriptions									
70200 Travel									
70201 Entertainment									
70202 Excursions Meetings									
70203 Lodging									
70205 Travel - Auto									
70206 Meals									
70210 Office Supplies and Equip									
70214 Credit Card Fees									
70216 Outside Storages									
70225 Advertising and Promotions									
70232 Recruitment Travel Expenses									
70255 Other Prof Fees									
70275 Property Taxes									
70302 Computer Supplies									
70303 Software License Fees									
70320 Credit and Collection									
70336 Coffee Bar									
70902 Visual Lease Clearing Account									
G&A									

**Harbor Disposal and Eastern Grays Harbor Disposal
Region Overhead Allocation**


Test Year Ended March 31, 2021

Apr- Sept 2020 1.90%
Oct - Mar 2021 1.84%


		Jan-21	Feb-21	Mar-21	Total	Gray's Allocation	Adjust Out Unallowable	Adjusted Region OH Allocation
70036	Other Bonus/Commission - Non-Safety							
70037	Termination Pay							
70086	Safety and Training							
70095	Empl & Commun Activ							
70105	Employee Relocation							
70110	Contributions							
70147	Bldg & Property Maint							
70165	Communications							
70167	Cellular Telephone							
70170	Qualifying Operating Lease Expense							
70171	Variable Qualifying Lease Expense							
70185	Postage							
70190	Registration Fees							
70195	Dues and Subscriptions							
70200	Travel							
70201	Entertainment							
70202	Excursions Meetings							
70203	Lodging							
70205	Travel - Auto							
70206	Meals							
70210	Office Supplies and Equip							
70214	Credit Card Fees							
70216	Outside Storages							
70225	Advertising and Promotions							
70232	Recruitment Travel Expenses							
70255	Other Prof Fees							
70275	Property Taxes							
70302	Computer Supplies							
70303	Software License Fees							
70320	Credit and Collection							
70336	Coffee Bar							
70902	Visual Lease Clearing Account							
	G&A							

**Harbor Disposal and Eastern Grays Harbor Disposal
Region Overhead Allocation**
Test Year Ended March 31, 2021


- 70036 Other Bonus/Commission - Non-Safety
 - 70037 Termination Pay
 - 70086 Safety and Training
 - 70095 Empl & Commun Activ
 - 70105 Employee Relocation
 - 70110 Contributions
 - 70147 Bldg & Property Maint
 - 70165 Communications
 - 70167 Cellular Telephone
 - 70170 Qualifying Operating Lease Expense
 - 70171 Variable Qualifying Lease Expense
 - 70185 Postage
 - 70190 Registration Fees
 - 70195 Dues and Subscriptions
 - 70200 Travel
 - 70201 Entertainment
 - 70202 Excursions Meetings
 - 70203 Lodging
 - 70205 Travel - Auto
 - 70206 Meals
 - 70210 Office Supplies and Equip
 - 70214 Credit Card Fees
 - 70216 Outside Storages
 - 70225 Advertising and Promotions
 - 70232 Recruitment Travel Expenses
 - 70255 Other Prof Fees
 - 70275 Property Taxes
 - 70302 Computer Supplies
 - 70303 Software License Fees
 - 70320 Credit and Collection
 - 70336 Coffee Bar
 - 70902 Visual Lease Clearing Account
- G&A




Harbor Disposal and Eastern Grays Harbor Disposal
Region Overhead Allocation
Test Year Ended March 31, 2021



Harbor Disposal and Eastern Grays Harbor Disposal
Region Overhead Allocation
Test Year Ended March 31, 2021



YTD 12
2020
Actual Adjustments Adjusted Total




YTD 12

2020

Actual

Adjustments

Adjusted Total



WASTE CONNECTIONS, INC.
CONSOLIDATED BALANCE SHEETS
(IN THOUSANDS OF U.S. DOLLARS, EXCEPT SHARE AND PER SHARE AMOUNTS)

	December 31,	
	2020	2019
ASSETS		
Current assets:		
Cash and equivalents	\$ 617,294	\$ 326,738
Accounts receivable, net of allowance for credit losses of \$19,380 and \$16,432 at December 31, 2020 and 2019, respectively	630,264	662,808
Prepaid expenses and other current assets	160,714	141,052
Total current assets	1,408,272	1,130,598
Restricted cash	97,095	96,483
Restricted investments	57,516	51,179
Property and equipment, net	5,284,506	5,516,347
Operating lease right-of-use assets	170,923	183,220
Goodwill	5,726,650	5,510,851
Intangible assets, net	1,155,079	1,163,063
Other assets, net	92,323	85,954
Total assets	<u>\$ 13,992,364</u>	<u>\$ 13,737,695</u>
LIABILITIES AND EQUITY		
Current liabilities:		
Accounts payable	\$ 290,820	\$ 436,970
Book overdraft	17,079	15,954
Accrued liabilities	404,923	280,808
Current portion of operating lease liabilities	30,671	29,929
Current portion of contingent consideration	43,297	26,659
Deferred revenue	233,596	216,443
Current portion of long-term debt and notes payable	8,268	465
Total current liabilities	1,028,654	1,007,228
Long-term portion of debt and notes payable	4,708,678	4,353,782
Long-term portion of operating lease liabilities	147,223	160,033
Long-term portion of contingent consideration	28,439	42,825
Deferred income taxes	760,044	818,622
Other long-term liabilities	455,888	416,851
Total liabilities	7,128,926	6,799,341
Commitments and contingencies (Note 12)		
Equity:		
Common shares: 262,899,174 shares issued and 262,824,990 shares outstanding at December 31, 2020; 263,699,675 shares issued and 263,618,161 shares outstanding at December 31, 2019	4,030,368	4,135,343
Additional paid-in capital	170,555	154,917
Accumulated other comprehensive loss	(651)	(10,963)
Treasury shares: 74,184 and 81,514 shares at December 31, 2020 and 2019, respectively	—	—
Retained earnings	2,659,001	2,654,207
Total Waste Connections' equity	6,859,273	6,933,504
Noncontrolling interest in subsidiaries	4,165	4,850
Total equity	6,863,438	6,938,354
	<u>\$ 13,992,364</u>	<u>\$ 13,737,695</u>

	Debt to Equity Ratio	Allowable In LG	
Debt \$	4,716,946,000	40.73%	40%
Equity \$	6,863,438,000	59.27%	60%
Total Debt & Equity \$	11,580,384,000		

Interest as a % of Debt	
Interest Expense \$	157,122,000
Debt \$	4,716,946,000
Interest as a % of Debt	3.33%

ST Debt 8,268,000

LT Deb 4,708,678,000

Equity 6,863,438,000

WASTE CONNECTIONS, INC.
CONSOLIDATED STATEMENTS OF NET INCOME
(IN THOUSANDS OF U.S. DOLLARS, EXCEPT SHARE AND PER SHARE AMOUNTS)

	Years Ended December 31,		
	2020	2019	2018
Revenues	\$ 5,445,990	\$ 5,388,679	\$ 4,922,941
Operating expenses:			
Cost of operations	3,276,808	3,198,757	2,865,704
Selling, general and administrative	537,632	546,278	524,388
Depreciation	621,102	618,396	572,708
Amortization of intangibles	131,302	125,522	107,779
Impairments and other operating items	466,718	61,948	20,118
Operating income	412,428	837,778	832,244
Interest expense	(162,375)	(147,368)	(132,104)
Interest income	5,253	9,777	7,170
Other income (expense), net	(1,392)	5,704	(170)
Income before income tax provision	253,914	705,891	707,140
Income tax provision	(49,922)	(139,210)	(159,986)
Net income	203,992	566,681	547,154
Plus (Less): Net loss (income) attributable to noncontrolling interests	685	160	(283)
Net income attributable to Waste Connections	<u>\$ 204,677</u>	<u>\$ 566,841</u>	<u>\$ 546,871</u>
Earnings per common share attributable to Waste Connections' common shareholders:			
Basic	<u>\$ 0.78</u>	<u>\$ 2.15</u>	<u>\$ 2.07</u>
Diluted	<u>\$ 0.78</u>	<u>\$ 2.14</u>	<u>\$ 2.07</u>
Shares used in the per share calculations:			
Basic	<u>263,189,699</u>	<u>263,792,693</u>	<u>263,650,155</u>
Diluted	<u>263,687,539</u>	<u>264,526,561</u>	<u>264,395,618</u>
Cash dividends per common share	<u>\$ 0.760</u>	<u>\$ 0.665</u>	<u>\$ 0.580</u>

Interest Expense 157,122,000

Journal Entry Query Tool

v.4.6

NOTE: Ctrl+Shift+J to pull data

Date Range:

From: 2020-04
To: 2021-03

Other Criteria

Districts: 2186
Accts:
System:
Subsystem: 19

Total of Entries: 93,029.58 0.00 *pstd: P = Posted, U = Unposted, S = Staged, C:0 = I/C Unposted, -1 = Hanging out there.
Num of Entries Shown: 317 317 *records limit: 10000

Full Account	Date	Amount USD	Amount CAD	Nat Currency	Journal Control Num	Pstd*	Journal Description	User	R/Type	Vendor Code	One Time Vendor	Further Description
50086-2186-000-19	4/30/2020	(45.85)	0.00	USD	JRNLWA00407285	P	OPEX13 - Pcard Accrual	HeatherWe	0/JE IC			AIRGAS USA, LLC-ROGER SWALANDER
50036-2186-000-19	4/30/2020	(943.92)	0.00	USD	JRNLWA00407426	P	2020-03 - Covid19 Bonus Accrual	HeatherH	0/JE IC			2020-03 - Covid19 Bonus Accrual
50050-2186-000-19	4/30/2020	(72.21)	0.00	USD	JRNLWA00407426	P	2020-03 - Covid19 Bonus Accrual	HeatherH	0/JE IC			2020-03 - Covid19 Bonus Accrual
52036-2186-000-19	4/30/2020	(229.62)	0.00	USD	JRNLWA00407426	P	2020-03 - Covid19 Bonus Accrual	HeatherH	0/JE IC			2020-03 - Covid19 Bonus Accrual
52050-2186-000-19	4/30/2020	(17.57)	0.00	USD	JRNLWA00407426	P	2020-03 - Covid19 Bonus Accrual	HeatherH	0/JE IC			2020-03 - Covid19 Bonus Accrual
55036-2186-000-19	4/30/2020	(36.40)	0.00	USD	JRNLWA00407426	P	2020-03 - Covid19 Bonus Accrual	HeatherH	0/JE IC			2020-03 - Covid19 Bonus Accrual
55050-2186-000-19	4/30/2020	(2.78)	0.00	USD	JRNLWA00407426	P	2020-03 - Covid19 Bonus Accrual	HeatherH	0/JE IC			2020-03 - Covid19 Bonus Accrual
56036-2186-000-19	4/30/2020	(50.00)	0.00	USD	JRNLWA00407426	P	2020-03 - Covid19 Bonus Accrual	HeatherH	0/JE IC			2020-03 - Covid19 Bonus Accrual
56050-2186-000-19	4/30/2020	(3.83)	0.00	USD	JRNLWA00407426	P	2020-03 - Covid19 Bonus Accrual	HeatherH	0/JE IC			2020-03 - Covid19 Bonus Accrual
70036-2186-000-19	4/30/2020	(277.56)	0.00	USD	JRNLWA00407426	P	2020-03 - Covid19 Bonus Accrual	HeatherH	0/JE IC			2020-03 - Covid19 Bonus Accrual
70050-2186-000-19	4/30/2020	(21.23)	0.00	USD	JRNLWA00407426	P	2020-03 - Covid19 Bonus Accrual	HeatherH	0/JE IC			2020-03 - Covid19 Bonus Accrual
50036-2186-000-19	4/30/2020	160.10	0.00	USD	JRNLWA00407950	P	B1 4/1/20-4/14/20	JacobMas	0/JE IC			B1:2020-08:CV19 Bonus
50036-2186-100-19	4/30/2020	1,226.88	0.00	USD	JRNLWA00407950	P	B1 4/1/20-4/14/20	JacobMas	0/JE IC			B1:2020-08:CV19 Bonus
50036-2186-200-19	4/30/2020	2,108.86	0.00	USD	JRNLWA00407950	P	B1 4/1/20-4/14/20	JacobMas	0/JE IC			B1:2020-08:CV19 Bonus
50036-2186-210-19	4/30/2020	986.74	0.00	USD	JRNLWA00407950	P	B1 4/1/20-4/14/20	JacobMas	0/JE IC			B1:2020-08:CV19 Bonus
50036-2186-320-19	4/30/2020	178.06	0.00	USD	JRNLWA00407950	P	B1 4/1/20-4/14/20	JacobMas	0/JE IC			B1:2020-08:CV19 Bonus
52036-2186-000-19	4/30/2020	1,274.96	0.00	USD	JRNLWA00407950	P	B1 4/1/20-4/14/20	JacobMas	0/JE IC			B1:2020-08:CV19 Bonus
55036-2186-000-19	4/30/2020	176.24	0.00	USD	JRNLWA00407950	P	B1 4/1/20-4/14/20	JacobMas	0/JE IC			B1:2020-08:CV19 Bonus
56036-2186-000-19	4/30/2020	250.00	0.00	USD	JRNLWA00407950	P	B1 4/1/20-4/14/20	JacobMas	0/JE IC			B1:2020-08:CV19 Bonus
70036-2186-000-19	4/30/2020	1,377.26	0.00	USD	JRNLWA00407950	P	B1 4/1/20-4/14/20	JacobMas	0/JE IC			B1:2020-08:CV19 Bonus
50020-2186-000-19	4/30/2020	200.80	0.00	USD	JRNLWA00408128	P	Recode ER wages to Labor	HelenaK	0/JE IC			B1:2020-07:ER Wages
50065-2186-000-19	4/30/2020	(200.80)	0.00	USD	JRNLWA00408128	P	Recode ER wages to Labor	HelenaK	0/JE IC			B1:2020-07:ER Wages
52020-2186-000-19	4/30/2020	206.00	0.00	USD	JRNLWA00408128	P	Recode ER wages to Labor	HelenaK	0/JE IC			B1:2020-07:ER Wages
52065-2186-000-19	4/30/2020	(206.00)	0.00	USD	JRNLWA00408128	P	Recode ER wages to Labor	HelenaK	0/JE IC			B1:2020-07:ER Wages
50036-2186-000-19	4/30/2020	148.94	0.00	USD	JRNLWA00408224	P	B1 4/15/20-4/30/20	LaurenTi	0/JE IC			B1:2020-09:CV19 Bonus
50036-2186-100-19	4/30/2020	1,227.92	0.00	USD	JRNLWA00408224	P	B1 4/15/20-4/30/20	LaurenTi	0/JE IC			B1:2020-09:CV19 Bonus
50036-2186-200-19	4/30/2020	2,041.00	0.00	USD	JRNLWA00408224	P	B1 4/15/20-4/30/20	LaurenTi	0/JE IC			B1:2020-09:CV19 Bonus
50036-2186-210-19	4/30/2020	971.46	0.00	USD	JRNLWA00408224	P	B1 4/15/20-4/30/20	LaurenTi	0/JE IC			B1:2020-09:CV19 Bonus
50036-2186-320-19	4/30/2020	171.80	0.00	USD	JRNLWA00408224	P	B1 4/15/20-4/30/20	LaurenTi	0/JE IC			B1:2020-09:CV19 Bonus
52020-2186-000-19	4/30/2020	824.00	0.00	USD	JRNLWA00408224	P	B1 4/15/20-4/30/20	LaurenTi	0/JE IC			B1:2020-09:ER Wages
52036-2186-000-19	4/30/2020	1,388.40	0.00	USD	JRNLWA00408224	P	B1 4/15/20-4/30/20	LaurenTi	0/JE IC			B1:2020-09:CV19 Bonus
55036-2186-000-19	4/30/2020	169.40	0.00	USD	JRNLWA00408224	P	B1 4/15/20-4/30/20	LaurenTi	0/JE IC			B1:2020-09:CV19 Bonus
56036-2186-000-19	4/30/2020	250.00	0.00	USD	JRNLWA00408224	P	B1 4/15/20-4/30/20	LaurenTi	0/JE IC			B1:2020-09:CV19 Bonus
70036-2186-000-19	4/30/2020	1,333.14	0.00	USD	JRNLWA00408224	P	B1 4/15/20-4/30/20	LaurenTi	0/JE IC			B1:2020-09:CV19 Bonus
50086-2186-000-19	4/30/2020	45.85	0.00	USD	JRNLWA00408249	P	Pcard Activity - April	HelenaK	0/JE IC			AIRGAS USA, LLC-ROGER SWALANDER
50086-2186-000-19	4/30/2020	49.92	0.00	USD	JRNLWA00408249	P	Pcard Activity - April	HelenaK	0/JE IC			AMAZON.COM K49GO6D53 AMZN-LYNSIE BI
50086-2186-000-19	4/30/2020	54.43	0.00	USD	JRNLWA00408249	P	Pcard Activity - April	HelenaK	0/JE IC			TRACTOR SUPPLY #2074-ROGER SWALAN
57125-2186-000-19	4/30/2020	207.75	0.00	USD	JRNLWA00408249	P	Pcard Activity - April	HelenaK	0/JE IC			TACOMA SCREW PRODUCTS OL-JEFF MEI
57125-2186-000-19	4/30/2020	34.16	0.00	USD	JRNLWA00408249	P	Pcard Activity - April	HelenaK	0/JE IC			DOLLAR TREE, INC.-ROGER SWALANDER
50036-2186-000-19	4/30/2020	1,815.46	0.00	USD	JRNLWA00408899	P	2020-04 - Covid19 Bonus Accrual	LaurenTi	0/JE IC			2020-04 - Covid19 Bonus Accrual
50050-2186-000-19	4/30/2020	138.88	0.00	USD	JRNLWA00408899	P	2020-04 - Covid19 Bonus Accrual	LaurenTi	0/JE IC			2020-04 - Covid19 Bonus Accrual
52036-2186-000-19	4/30/2020	537.22	0.00	USD	JRNLWA00408899	P	2020-04 - Covid19 Bonus Accrual	LaurenTi	0/JE IC			2020-04 - Covid19 Bonus Accrual
52050-2186-000-19	4/30/2020	41.10	0.00	USD	JRNLWA00408899	P	2020-04 - Covid19 Bonus Accrual	LaurenTi	0/JE IC			2020-04 - Covid19 Bonus Accrual
56036-2186-000-19	4/30/2020	100.00	0.00	USD	JRNLWA00408899	P	2020-04 - Covid19 Bonus Accrual	LaurenTi	0/JE IC			2020-04 - Covid19 Bonus Accrual
56050-2186-000-19	4/30/2020	7.65	0.00	USD	JRNLWA00408899	P	2020-04 - Covid19 Bonus Accrual	LaurenTi	0/JE IC			2020-04 - Covid19 Bonus Accrual
70036-2186-000-19	4/30/2020	545.88	0.00	USD	JRNLWA00408899	P	2020-04 - Covid19 Bonus Accrual	LaurenTi	0/JE IC			2020-04 - Covid19 Bonus Accrual
70050-2186-000-19	4/30/2020	41.76	0.00	USD	JRNLWA00408899	P	2020-04 - Covid19 Bonus Accrual	LaurenTi	0/JE IC			2020-04 - Covid19 Bonus Accrual
50086-2186-000-19	4/30/2020	108.73	0.00	USD	JRNLWA00408901	P	2020-04 Reclass Covid	LaurenTi	0/JE IC			2020-04 Reclass Covid
57125-2186-000-19	4/30/2020	187.93	0.00	USD	JRNLWA00408901	P	2020-04 Reclass Covid	LaurenTi	0/JE IC			2020-04 Reclass Covid
50086-2186-000-19	4/30/2020	88.01	0.00	USD	JRNLWA00408916	P	2020-04 S LeMay PO Log Accrual	LaurenTi	0/JE IC			PCARD: PO 00873: Airgas: PCard: gloves f
70225-2186-000-19	4/30/2020	100.00	0.00	USD	JRNLWA00408916	P	2020-04 S LeMay PO Log Accrual	LaurenTi	0/JE IC			PCARD: PO 00892: Daily World: PCard: ad
50086-2186-000-19	4/30/2020	88.01	0.00	USD	JRNLWA00408917	P	OPEX13 - Pcard Accrual	LaurenTi	0/JE IC			AIRGAS USA, LLC-ROGER SWALANDER
50036-2186-000-19	5/31/2020	(1,815.46)	0.00	USD	JRNLWA00408956	P	2020-04 - Covid19 Bonus Accrual	LaurenTi	0/JE IC			2020-04 - Covid19 Bonus Accrual
50050-2186-000-19	5/31/2020	(138.88)	0.00	USD	JRNLWA00408956	P	2020-04 - Covid19 Bonus Accrual	LaurenTi	0/JE IC			2020-04 - Covid19 Bonus Accrual
52036-2186-000-19	5/31/2020	(537.22)	0.00	USD	JRNLWA00408956	P	2020-04 - Covid19 Bonus Accrual	LaurenTi	0/JE IC			2020-04 - Covid19 Bonus Accrual
52050-2186-000-19	5/31/2020	(41.10)	0.00	USD	JRNLWA00408956	P	2020-04 - Covid19 Bonus Accrual	LaurenTi	0/JE IC			2020-04 - Covid19 Bonus Accrual
56036-2186-000-19	5/31/2020	(100.00)	0.00	USD	JRNLWA00408956	P	2020-04 - Covid19 Bonus Accrual	LaurenTi	0/JE IC			2020-04 - Covid19 Bonus Accrual
56050-2186-000-19	5/31/2020	(7.65)	0.00	USD	JRNLWA00408956	P	2020-04 - Covid19 Bonus Accrual	LaurenTi	0/JE IC			2020-04 - Covid19 Bonus Accrual
70036-2186-000-19	5/31/2020	(545.88)	0.00	USD	JRNLWA00408956	P	2020-04 - Covid19 Bonus Accrual	LaurenTi	0/JE IC			2020-04 - Covid19 Bonus Accrual
70050-2186-000-19	5/31/2020	(41.76)	0.00	USD	JRNLWA00408956	P	2020-04 - Covid19 Bonus Accrual	LaurenTi	0/JE IC			2020-04 - Covid19 Bonus Accrual
50086-2186-000-19	5/31/2020	(88.01)	0.00	USD	JRNLWA00408965	P	2020-04 S LeMay PO Log Accrual	LaurenTi	0/JE IC			PCARD: PO 00873: Airgas: PCard: gloves f
70225-2186-000-19	5/31/2020	(100.00)	0.00	USD	JRNLWA00408965	P	2020-04 S LeMay PO Log Accrual	LaurenTi	0/JE IC			PCARD: PO 00892: Daily World: PCard: ad
50086-2186-000-19	5/31/2020	(88.01)	0.00	USD	JRNLWA00408966	P	OPEX13 - Pcard Accrual	LaurenTi	0/JE IC			AIRGAS USA, LLC-ROGER SWALANDER
50036-2186-000-19	5/31/2020	162.56	0.00	USD	JRNLWA00409338	P	B1 5/1/20-5/13/20	LaurenTi	0/JE IC			B1:2020-10:CV19 Bonus
50036-2186-100-19	5/31/2020	1,180.74	0.00	USD	JRNLWA00409338	P	B1 5/1/20-5/13/20	LaurenTi	0/JE IC			B1:2020-10:CV19 Bonus
50036-2186-200-19	5/31/2020	2,015.66	0.00	USD	JRNLWA00409338	P	B1 5/1/20-5/13/20	LaurenTi	0/JE IC			B1:2020-10:CV19 Bonus
50036-2186-210-19	5/31/2020	996.04	0.00	USD	JRNLWA00409338	P	B1 5/1/20-5/13/20	LaurenTi	0/JE IC			B1:2020-10:CV19 Bonus
50036-2186-320-19	5/31/2020	176.94	0.00	USD	JRNLWA00409338	P	B1 5/1/20-5/13/20	LaurenTi	0/JE IC			B1:2020-10:CV19 Bonus
52020-2186-000-19	5/31/2020	618.00	0.00	USD	JRNLWA00409338	P	B1 5/1/20-5/13/20	LaurenTi	0/JE IC			B1:2020-10:ER Wages
52036-2186-000-19	5/31/2020	1,327.58	0.00	USD	JRNLWA00409338	P	B1 5/1/20-5/13/20	LaurenTi	0/JE IC			B1:2020-10:CV19 Bonus
55020-2186-000-19	5/31/2020	612.00	0.00	USD	JRNLWA00409338	P	B1 5/1/20-5/13/20	LaurenTi	0/JE IC			B1:2020-10:ER Wages
55036-2186-000-19	5/31/2020	50.76	0.00	USD	JRNLWA00409338	P	B1 5/1/20-5/13/20	LaurenTi	0/JE IC			B1:2020-10:CV19 Bonus
56036-2186-000-19	5/31/2020	250.00	0.00	USD	JRNLWA00409338	P	B1 5/1/20-5/13/20	LaurenTi	0/JE IC			B1:2020-10:CV19 Bonus
70036-2186-000-19	5/31/2020	1,363.40	0.00	USD	JRNLWA00409338	P	B1 5/1/20-5/13/20	LaurenTi	0/JE IC			B1:2020-10:CV19 Bonus
50086-2186-000-19	5/31/2020	88.01	0.00	USD	JRNLWA00409638	P	Pcard Activity - May	HeatherWe	0/JE IC			AIRGAS USA, LLC-ROGER SWALANDER
50036-2186-000-19	5/31/2020	161.96	0.00	USD	JRNLWA00410048	P	B1 5/14/20-5/31/20	HeatherWe	0/JE IC			B1:2020-11:CV19 Bonus
50036-2186-100-19	5/31/2020	1,205.84	0.00	USD	JRNLWA00410048	P	B1 5/14/20-5/31/20	HeatherWe	0/JE IC			B1:2020-11:CV19 Bonus
50036-2186-200-19	5/31/2020	1,955.26	0.00	USD	JRNLWA00410048	P	B1 5/14/20-5/31/20					

Journal Entry Query Tool
v.4.6

NOTE: Ctrl+Shift+J to pull data

Date Range:

From: 2020-04
To: 2021-03

Other Criteria

Districts: 2186
Accts:
System:
Subsystem: 19

Total of Entries: 93,029.58 0.00 *pst: P = Posted, U = Unposted, S = Staged, C:0 = I/C Unposted, -1 = Hanging out there.
Num of Entries Shown: 317 317 *records limit: 10000

Full Account	Date	Amount USD	Amount CAD	Nat Currency	Journal Control Num	Psted*	Journal Description	User	R/Type	Vendor Code	One Time Vendor	Further Description
50036-2186-320-19	5/31/2020	(176.94)	0.00	USD	JRNLWA00410163	P	REVERSE B1 5/1/20-5/13/20	JacobMas	0/JE IC			B1:2020-10:CV19 Bonus
52020-2186-000-19	5/31/2020	(618.00)	0.00	USD	JRNLWA00410163	P	REVERSE B1 5/1/20-5/13/20	JacobMas	0/JE IC			B1:2020-10:ER Wages
52036-2186-000-19	5/31/2020	(1,327.58)	0.00	USD	JRNLWA00410163	P	REVERSE B1 5/1/20-5/13/20	JacobMas	0/JE IC			B1:2020-10:CV19 Bonus
55020-2186-000-19	5/31/2020	(612.00)	0.00	USD	JRNLWA00410163	P	REVERSE B1 5/1/20-5/13/20	JacobMas	0/JE IC			B1:2020-10:ER Wages
55036-2186-000-19	5/31/2020	(50.76)	0.00	USD	JRNLWA00410163	P	REVERSE B1 5/1/20-5/13/20	JacobMas	0/JE IC			B1:2020-10:CV19 Bonus
56036-2186-000-19	5/31/2020	(250.00)	0.00	USD	JRNLWA00410163	P	REVERSE B1 5/1/20-5/13/20	JacobMas	0/JE IC			B1:2020-10:CV19 Bonus
70036-2186-000-19	5/31/2020	(1,363.40)	0.00	USD	JRNLWA00410163	P	REVERSE B1 5/1/20-5/13/20	JacobMas	0/JE IC			B1:2020-10:CV19 Bonus
50036-2186-000-19	5/31/2020	162.56	0.00	USD	JRNLWA00410175	P	Correct B1 5/1/20-5/12/20	JacobMas	0/JE IC			B1:2020-10:CV19 Bonus
50036-2186-100-19	5/31/2020	1,180.74	0.00	USD	JRNLWA00410175	P	Correct B1 5/1/20-5/12/20	JacobMas	0/JE IC			B1:2020-10:CV19 Bonus
50036-2186-200-19	5/31/2020	2,015.66	0.00	USD	JRNLWA00410175	P	Correct B1 5/1/20-5/12/20	JacobMas	0/JE IC			B1:2020-10:CV19 Bonus
50036-2186-210-19	5/31/2020	996.04	0.00	USD	JRNLWA00410175	P	Correct B1 5/1/20-5/12/20	JacobMas	0/JE IC			B1:2020-10:CV19 Bonus
50036-2186-320-19	5/31/2020	176.94	0.00	USD	JRNLWA00410175	P	Correct B1 5/1/20-5/12/20	JacobMas	0/JE IC			B1:2020-10:CV19 Bonus
52020-2186-000-19	5/31/2020	618.00	0.00	USD	JRNLWA00410175	P	Correct B1 5/1/20-5/12/20	JacobMas	0/JE IC			B1:2020-10:ER Wages
52036-2186-000-19	5/31/2020	1,327.58	0.00	USD	JRNLWA00410175	P	Correct B1 5/1/20-5/12/20	JacobMas	0/JE IC			B1:2020-10:CV19 Bonus
55020-2186-000-19	5/31/2020	612.00	0.00	USD	JRNLWA00410175	P	Correct B1 5/1/20-5/12/20	JacobMas	0/JE IC			B1:2020-10:ER Wages
55036-2186-000-19	5/31/2020	50.76	0.00	USD	JRNLWA00410175	P	Correct B1 5/1/20-5/12/20	JacobMas	0/JE IC			B1:2020-10:CV19 Bonus
56036-2186-000-19	5/31/2020	250.00	0.00	USD	JRNLWA00410175	P	Correct B1 5/1/20-5/12/20	JacobMas	0/JE IC			B1:2020-10:CV19 Bonus
70036-2186-000-19	5/31/2020	1,363.40	0.00	USD	JRNLWA00410175	P	Correct B1 5/1/20-5/12/20	JacobMas	0/JE IC			B1:2020-10:CV19 Bonus
50036-2186-000-19	5/31/2020	(161.96)	0.00	USD	JRNLWA00410182	P	REVERSE B1 5/14/20-5/31/20	JacobMas	0/JE IC			B1:2020-11:CV19 Bonus
50036-2186-100-19	5/31/2020	(1,205.84)	0.00	USD	JRNLWA00410182	P	REVERSE B1 5/14/20-5/31/20	JacobMas	0/JE IC			B1:2020-11:CV19 Bonus
50036-2186-200-19	5/31/2020	(1,955.26)	0.00	USD	JRNLWA00410182	P	REVERSE B1 5/14/20-5/31/20	JacobMas	0/JE IC			B1:2020-11:CV19 Bonus
50036-2186-210-19	5/31/2020	(970.28)	0.00	USD	JRNLWA00410182	P	REVERSE B1 5/14/20-5/31/20	JacobMas	0/JE IC			B1:2020-11:CV19 Bonus
50036-2186-320-19	5/31/2020	(144.06)	0.00	USD	JRNLWA00410182	P	REVERSE B1 5/14/20-5/31/20	JacobMas	0/JE IC			B1:2020-11:CV19 Bonus
52036-2186-000-19	5/31/2020	(1,259.46)	0.00	USD	JRNLWA00410182	P	REVERSE B1 5/14/20-5/31/20	JacobMas	0/JE IC			B1:2020-11:CV19 Bonus
55036-2186-000-19	5/31/2020	(169.00)	0.00	USD	JRNLWA00410182	P	REVERSE B1 5/14/20-5/31/20	JacobMas	0/JE IC			B1:2020-11:CV19 Bonus
56036-2186-000-19	5/31/2020	(250.00)	0.00	USD	JRNLWA00410182	P	REVERSE B1 5/14/20-5/31/20	JacobMas	0/JE IC			B1:2020-11:CV19 Bonus
70036-2186-000-19	5/31/2020	(1,333.80)	0.00	USD	JRNLWA00410182	P	REVERSE B1 5/14/20-5/31/20	JacobMas	0/JE IC			B1:2020-11:CV19 Bonus
70165-2186-000-19	5/31/2020	(225.00)	0.00	USD	JRNLWA00410182	P	REVERSE B1 5/14/20-5/31/20	JacobMas	0/JE IC			B1:2020-11:Expense Reimbursement
50036-2186-000-19	5/31/2020	161.96	0.00	USD	JRNLWA00410186	P	Correct B1 5/13/20-6/2/20	JacobMas	0/JE IC			B1:2020-11:CV19 Bonus
50036-2186-100-19	5/31/2020	1,205.84	0.00	USD	JRNLWA00410186	P	Correct B1 5/13/20-6/2/20	JacobMas	0/JE IC			B1:2020-11:CV19 Bonus
50036-2186-200-19	5/31/2020	1,955.26	0.00	USD	JRNLWA00410186	P	Correct B1 5/13/20-6/2/20	JacobMas	0/JE IC			B1:2020-11:CV19 Bonus
50036-2186-210-19	5/31/2020	970.28	0.00	USD	JRNLWA00410186	P	Correct B1 5/13/20-6/2/20	JacobMas	0/JE IC			B1:2020-11:CV19 Bonus
50036-2186-320-19	5/31/2020	144.06	0.00	USD	JRNLWA00410186	P	Correct B1 5/13/20-6/2/20	JacobMas	0/JE IC			B1:2020-11:CV19 Bonus
52036-2186-000-19	5/31/2020	1,259.46	0.00	USD	JRNLWA00410186	P	Correct B1 5/13/20-6/2/20	JacobMas	0/JE IC			B1:2020-11:CV19 Bonus
55036-2186-000-19	5/31/2020	169.00	0.00	USD	JRNLWA00410186	P	Correct B1 5/13/20-6/2/20	JacobMas	0/JE IC			B1:2020-11:CV19 Bonus
56036-2186-000-19	5/31/2020	250.00	0.00	USD	JRNLWA00410186	P	Correct B1 5/13/20-6/2/20	JacobMas	0/JE IC			B1:2020-11:CV19 Bonus
70036-2186-000-19	5/31/2020	1,333.80	0.00	USD	JRNLWA00410186	P	Correct B1 5/13/20-6/2/20	JacobMas	0/JE IC			B1:2020-11:CV19 Bonus
70165-2186-000-19	5/31/2020	225.00	0.00	USD	JRNLWA00410186	P	Correct B1 5/13/20-6/2/20	JacobMas	0/JE IC			B1:2020-11:Expense Reimbursement
70225-2186-000-19	5/31/2020	100.00	0.00	USD	JRNLWA00410249	P	OPEX13 - Pcard Accrual	LaurenTi	0/JE IC			SOUND PUBLISHING--ROGER SWALANDER
70225-2186-000-19	5/31/2020	240.00	0.00	USD	JRNLWA00410249	P	OPEX13 - Pcard Accrual	LaurenTi	0/JE IC			JODESHA BROADCASTING INC--ROGER SW.
50086-2186-000-19	5/31/2020	88.01	0.00	USD	JRNLWA00410457	P	2020-05 S LeMay PO Log Accrual	LaurenTi	0/JE IC			PCARD: PO 00873: Airgas: PCard: gloves f
70165-2186-000-19	5/31/2020	450.00	0.00	USD	JRNLWA00410494	P	2020-05 Reclasse Internet Reimb	LaurenTi	0/JE IC			2020-05 Reclasse Internet Reimb.
70225-2186-000-19	6/30/2020	(100.00)	0.00	USD	JRNLWA00410263	P	OPEX13 - Pcard Accrual	HelenaK	0/JE IC			SOUND PUBLISHING--ROGER SWALANDER
70225-2186-000-19	6/30/2020	(240.00)	0.00	USD	JRNLWA00410263	P	OPEX13 - Pcard Accrual	HelenaK	0/JE IC			JODESHA BROADCASTING INC--ROGER SW.
50086-2186-000-19	6/30/2020	(88.01)	0.00	USD	JRNLWA00410548	P	2020-05 S LeMay PO Log Accrual	LaurenTi	0/JE IC			PCARD: PO 00873: Airgas: PCard: gloves f
70165-2186-000-19	6/30/2020	225.00	0.00	USD	JRNLWA00411018	P	B1 6/3/20 to 6/16/20	LaurenTi	0/JE IC			B1:2020-12:Expense Reimbursement
50020-2186-000-19	6/30/2020	914.00	0.00	USD	JRNLWA00411044	P	B1 6/17/20 to 6/23/20	JacobMas	0/JE IC			B1:2020-13:ER Wages
70165-2186-000-19	6/30/2020	225.00	0.00	USD	JRNLWA00411044	P	B1 6/17/20 to 6/23/20	JacobMas	0/JE IC			B1:2020-13:Expense Reimbursement
50086-2186-000-19	6/30/2020	49.01	0.00	USD	JRNLWA00411091	P	Pcard Activity - June	HelenaK	0/JE IC			WALMART.COM AT--JEFF MEIRNDORF
50086-2186-000-19	6/30/2020	36.81	0.00	USD	JRNLWA00411091	P	Pcard Activity - June	HelenaK	0/JE IC			FASTENAL COMPANY 01WAHQ--JEFF MEIF
50086-2186-000-19	6/30/2020	50.97	0.00	USD	JRNLWA00411091	P	Pcard Activity - June	HelenaK	0/JE IC			FASTENAL COMPANY 01WAHQ--ROGER SW
50086-2186-000-19	6/30/2020	64.30	0.00	USD	JRNLWA00411091	P	Pcard Activity - June	HelenaK	0/JE IC			THE HOME DEPOT #8964--ROGER SWALAN
52086-2186-000-19	6/30/2020	49.00	0.00	USD	JRNLWA00411091	P	Pcard Activity - June	HelenaK	0/JE IC			WALMART.COM AT--JEFF MEIRNDORF
52086-2186-000-19	6/30/2020	36.80	0.00	USD	JRNLWA00411091	P	Pcard Activity - June	HelenaK	0/JE IC			FASTENAL COMPANY 01WAHQ--JEFF MEIF
52086-2186-000-19	6/30/2020	98.24	0.00	USD	JRNLWA00411091	P	Pcard Activity - June	HelenaK	0/JE IC			LOWES #00907--JEFF MEIRNDORF
70225-2186-000-19	6/30/2020	100.00	0.00	USD	JRNLWA00411091	P	Pcard Activity - June	HelenaK	0/JE IC			SOUND PUBLISHING--ROGER SWALANDER
70225-2186-000-19	6/30/2020	240.00	0.00	USD	JRNLWA00411091	P	Pcard Activity - June	HelenaK	0/JE IC			JODESHA BROADCASTING INC--ROGER SW.
50086-2186-000-19	6/30/2020	18.50	0.00	USD	JRNLWA00411752	P	OPEX13 - Pcard Accrual	HelenaK	0/JE IC			CLASSIC INDUSTRIAL SUPPLI--ROGER SWAI
50086-2186-000-19	6/30/2020	1.65	0.00	USD	JRNLWA00411752	P	OPEX13 - Pcard Accrual	HelenaK	0/JE IC			CLASSIC INDUSTRIAL SUPPLI--ROGER SWAI
50086-2186-000-19	6/30/2020	22.50	0.00	USD	JRNLWA00411926	P	2020-06 S LeMay PO Log Accrual	LaurenTi	0/JE IC			VUS000011113: PO 01242: CLASSIC INDUSTF
50086-2186-000-19	6/30/2020	2.00	0.00	USD	JRNLWA00411926	P	2020-06 S LeMay PO Log Accrual	LaurenTi	0/JE IC			VUS000011113: PO 01242: CLASSIC INDUSTF
50086-2186-000-19	7/31/2020	(18.50)	0.00	USD	JRNLWA00411816	P	OPEX13 - Pcard Accrual	HelenaK	0/JE IC			CLASSIC INDUSTRIAL SUPPLI--ROGER SWAI
50086-2186-000-19	7/31/2020	(1.65)	0.00	USD	JRNLWA00411816	P	OPEX13 - Pcard Accrual	HelenaK	0/JE IC			CLASSIC INDUSTRIAL SUPPLI--ROGER SWAI
50086-2186-000-19	7/31/2020	(22.50)	0.00	USD	JRNLWA00411937	P	2020-06 S LeMay PO Log Accrual	LaurenTi	0/JE IC			VUS000011113: PO 01242: CLASSIC INDUSTF
50086-2186-000-19	7/31/2020	(2.00)	0.00	USD	JRNLWA00411937	P	2020-06 S LeMay PO Log Accrual	LaurenTi	0/JE IC			VUS000011113: PO 01242: CLASSIC INDUSTF
50086-2186-000-19	7/31/2020	2.00	0.00	USD	JRNLWA00412622	P	From Voucher Posting.	JudyA	0/JE IC	VUS000011113		CLASSIC INDUSTRIAL SUPPLIES INC
50086-2186-000-19	7/31/2020	22.50	0.00	USD	JRNLWA00412622	P	From Voucher Posting.	JudyA	0/JE IC	VUS000011113		CLASSIC INDUSTRIAL SUPPLIES INC
50086-2186-000-19	7/31/2020	1.65	0.00	USD	JRNLWA00412755	P	Pcard Activity - July	HeatherH	0/JE IC			CLASSIC INDUSTRIAL SUPPLI--ROGER SWAI
50086-2186-000-19	7/31/2020	18.50	0.00	USD	JRNLWA00412755	P	Pcard Activity - July	HeatherH	0/JE IC			CLASSIC INDUSTRIAL SUPPLI--ROGER SWAI
50086-2186-000-19	7/31/2020	93.44	0.00	USD	JRNLWA00412755	P	Pcard Activity - July	HeatherH	0/JE IC			FASTENAL COMPANY 01WAHQ--JEFF MEIF
50086-2186-000-19	7/31/2020	17.41	0.00	USD	JRNLWA00412755	P	Pcard Activity - July	HeatherH	0/JE IC			TRACTOR SUPPLY #2074--JEFF MEIRNDORF

Journal Entry Query Tool

v.4.6

NOTE: Ctrl+Shift+J to pull data

Date Range:

From: 2020-04
To: 2021-03

Other Criteria

Districts: 2186
Accts:
System:
Subsystem: 19

Total of Entries: 93,029.58 0.00 *pstd: P = Posted, U = Unposted, S = Staged, C:0 = I/C Unposted, -1 = Hanging out there.
Num of Entries Shown: 317 317 *records limit: 10000

Full Account	Date	Amount USD	Amount CAD	Nat Currency	Journal Control Num	Pstd*	Journal Description	User	R/Type	Vendor Code	One Time Vendor	Further Description
50086-2186-000-19	8/31/2020	26.84	0.00	USD	JRNLWA00414193	P	Pcard Activity - Aug	HelenaK	0/JE IC			TACOMA SCREW PRODUCTS OL-JEFF MEII
50086-2186-000-19	8/31/2020	134.22	0.00	USD	JRNLWA00414193	P	Pcard Activity - Aug	HelenaK	0/JE IC			TACOMA SCREW PRODUCTS OL-JEFF MEII
50086-2186-000-19	8/31/2020	54.47	0.00	USD	JRNLWA00414193	P	Pcard Activity - Aug	HelenaK	0/JE IC			THE HOME DEPOT #8964-JEFF MEIRNDORF
52020-2186-000-19	8/31/2020	904.40	0.00	USD	JRNLWA00414290	P	B1 7/29/20-8/4/20	LaurenTi	0/JE IC			B1:2020-16:ER Wages
70165-2186-000-19	8/31/2020	225.00	0.00	USD	JRNLWA00414290	P	B1 7/29/20-8/4/20	LaurenTi	0/JE IC			B1:2020-16:Expense Reimbursement
50020-2186-000-19	8/31/2020	731.20	0.00	USD	JRNLWA00414309	P	B1 8/12/20-8/18/20	LaurenTi	0/JE IC			B1:2020-17:ER Wages
52020-2186-000-19	8/31/2020	698.24	0.00	USD	JRNLWA00414309	P	B1 8/12/20-8/18/20	LaurenTi	0/JE IC			B1:2020-17:Expense Reimbursement
70165-2186-000-19	8/31/2020	200.00	0.00	USD	JRNLWA00414309	P	B1 8/12/20-8/18/20	LaurenTi	0/JE IC			B1:2020-17:Expense Reimbursement
70165-2186-000-19	8/31/2020	175.00	0.00	USD	JRNLWA00414333	P	B1 8/26/20-8/31/20	LaurenTi	0/JE IC			B1:2020-18:Expense Reimbursement
50086-2186-000-19	8/31/2020	(54.47)	0.00	USD	JRNLWA00415206	P	OPEX13 - Pcard Accrual	HeatherH	0/JE IC			THE HOME DEPOT #8964-JEFF MEIRNDORF
50086-2186-000-19	8/31/2020	108.95	0.00	USD	JRNLWA00415206	P	OPEX13 - Pcard Accrual	HeatherH	0/JE IC			THE HOME DEPOT #8964-JEFF MEIRNDORF
57125-2186-000-19	8/31/2020	16.78	0.00	USD	JRNLWA00415206	P	OPEX13 - Pcard Accrual	HeatherH	0/JE IC			AIRGAS USA, LLC-ROGER SWALANDER
52086-2186-000-19	8/31/2020	10.00	0.00	USD	JRNLWA00415207	P	2020-08 S LeMay PO Log Accrual	HeatherH	0/JE IC			VUS000011113: PO 01491: CLASSIC INDUST
52086-2186-000-19	9/15/2020	10.00	0.00	USD	JRNLWA00415339	P	From Voucher Posting.	JudyA	0/JE IC	VUS000011113		CLASSIC INDUSTRIAL SUPPLIES INC
50086-2186-000-19	9/30/2020	54.47	0.00	USD	JRNLWA00415246	P	OPEX13 - Pcard Accrual	HelenaK	0/JE IC			THE HOME DEPOT #8964-JEFF MEIRNDORF
50086-2186-000-19	9/30/2020	(108.95)	0.00	USD	JRNLWA00415246	P	OPEX13 - Pcard Accrual	HelenaK	0/JE IC			THE HOME DEPOT #8964-JEFF MEIRNDORF
57125-2186-000-19	9/30/2020	(16.78)	0.00	USD	JRNLWA00415246	P	OPEX13 - Pcard Accrual	HelenaK	0/JE IC			AIRGAS USA, LLC-ROGER SWALANDER
52086-2186-000-19	9/30/2020	(10.00)	0.00	USD	JRNLWA00415247	P	2020-08 S LeMay PO Log Accrual	HelenaK	0/JE IC			VUS000011113: PO 01491: CLASSIC INDUST
50086-2186-000-19	9/30/2020	(54.47)	0.00	USD	JRNLWA00415659	P	Pcard Activity - Sep	LaurenTi	0/JE IC			THE HOME DEPOT #8964-JEFF MEIRNDORF
50086-2186-000-19	9/30/2020	108.95	0.00	USD	JRNLWA00415659	P	Pcard Activity - Sep	LaurenTi	0/JE IC			THE HOME DEPOT #8964-JEFF MEIRNDORF
57125-2186-000-19	9/30/2020	16.78	0.00	USD	JRNLWA00415659	P	Pcard Activity - Sep	LaurenTi	0/JE IC			AIRGAS USA, LLC-ROGER SWALANDER
57125-2186-000-19	9/30/2020	16.47	0.00	USD	JRNLWA00415659	P	Pcard Activity - Sep	LaurenTi	0/JE IC			AIRGAS USA, LLC-JEFF MEIRNDORF
52020-2186-000-19	9/30/2020	1,054.00	0.00	USD	JRNLWA00415823	P	B1 9/9/20-9/15/20	LaurenTi	0/JE IC			B1:2020-19:ER Wages
70105-2186-000-19	9/30/2020	175.00	0.00	USD	JRNLWA00415823	P	B1 9/9/20-9/15/20	LaurenTi	0/JE IC			B1:2020-19:Expense Reimbursement
50020-2186-000-19	9/30/2020	578.69	0.00	USD	JRNLWA00415830	P	B1 9.23.20-9.29.20	LaurenTi	0/JE IC			B1:2020-20:ER Wages
70105-2186-000-19	9/30/2020	175.00	0.00	USD	JRNLWA00415830	P	B1 9.23.20-9.29.20	LaurenTi	0/JE IC			B1:2020-20:Expense Reimbursement
50086-2186-000-19	9/30/2020	80.53	0.00	USD	JRNLWA00416458	P	OPEX13 - Pcard Accrual	LaurenTi	0/JE IC			TACOMA SCREW PRODUCTS OL-JEFF MEII
50086-2186-000-19	10/31/2020	(80.53)	0.00	USD	JRNLWA00416490	P	OPEX13 - Pcard Accrual	LaurenTi	0/JE IC			TACOMA SCREW PRODUCTS OL-JEFF MEII
50086-2186-000-19	10/31/2020	80.53	0.00	USD	JRNLWA00417286	P	Pcard Activity - Oct	HelenaK	0/JE IC			TACOMA SCREW PRODUCTS OL-JEFF MEII
50020-2186-000-19	10/31/2020	365.60	0.00	USD	JRNLWA00417818	P	B1 10.07.20_10.13.20	JacobMas	0/JE IC			B1:2020-21:ER Wages
70165-2186-000-19	10/31/2020	175.00	0.00	USD	JRNLWA00417818	P	B1 10.07.20_10.13.20	JacobMas	0/JE IC			B1:2020-21:Expense Reimbursement
50020-2186-000-19	10/31/2020	548.40	0.00	USD	JRNLWA00417829	P	B1 10.21.20_10.27.20	JacobMas	0/JE IC			B1:2020-22:ER Wages
50020-2186-000-19	10/31/2020	431.20	0.00	USD	JRNLWA00417829	P	B1 10.21.20_10.27.20	JacobMas	0/JE IC			B1:2020-22:ER Wages
70165-2186-000-19	10/31/2020	175.00	0.00	USD	JRNLWA00417829	P	B1 10.21.20_10.27.20	JacobMas	0/JE IC			B1:2020-22:Expense Reimbursement
52020-2186-000-19	10/31/2020	171.76	0.00	USD	JRNLWA00417833	P	2020-10 B1 Hrly In prog Accr	awatson	0/JE IC			B1:2020-23:ER Wages
50086-2186-000-19	10/31/2020	57.42	0.00	USD	JRNLWA00417915	P	OPEX13 - Pcard Accrual	LaurenTi	0/JE IC			THE WEBSTAIRANT STORE-ROGER SWAL
70210-2186-000-19	10/31/2020	37.60	0.00	USD	JRNLWA00418161	P	2020-10 Pcard Accrual	awatson	0/JE IC			AMAZON.COM 286EY8OZ1-LYNSIE BRESSLI
70210-2186-000-19	10/31/2020	4.89	0.00	USD	JRNLWA00418161	P	2020-10 Pcard Accrual	awatson	0/JE IC			AMAZON.COM 286EY8OZ1-LYNSIE BRESSLI
52020-2186-000-19	11/30/2020	(171.76)	0.00	USD	JRNLWA00417837	P	2020-10 B1 Hrly In prog Accr	JacobMas	0/JE IC			B1:2020-23:ER Wages
50086-2186-000-19	11/30/2020	(57.42)	0.00	USD	JRNLWA00417930	P	OPEX13 - Pcard Accrual	LaurenTi	0/JE IC			THE WEBSTAIRANT STORE-ROGER SWAL
70210-2186-000-19	11/30/2020	(37.60)	0.00	USD	JRNLWA00418237	P	2020-10 Pcard Accrual	awatson	0/JE IC			AMAZON.COM 286EY8OZ1-LYNSIE BRESSLI
70210-2186-000-19	11/30/2020	(4.89)	0.00	USD	JRNLWA00418237	P	2020-10 Pcard Accrual	awatson	0/JE IC			AMAZON.COM 286EY8OZ1-LYNSIE BRESSLI
50086-2186-000-19	11/30/2020	57.42	0.00	USD	JRNLWA00418762	P	Pcard Activity - Nov	HelenaK	0/JE IC			THE WEBSTAIRANT STORE-ROGER SWAL
50086-2186-000-19	11/30/2020	54.47	0.00	USD	JRNLWA00418762	P	Pcard Activity - Nov	HelenaK	0/JE IC			THE HOME DEPOT #8964-JEFF MEIRNDORF
70210-2186-000-19	11/30/2020	37.60	0.00	USD	JRNLWA00418762	P	Pcard Activity - Nov	HelenaK	0/JE IC			AMAZON.COM 286EY8OZ1-LYNSIE BRESSLI
70210-2186-000-19	11/30/2020	4.89	0.00	USD	JRNLWA00418762	P	Pcard Activity - Nov	HelenaK	0/JE IC			AMAZON.COM 286EY8OZ1-LYNSIE BRESSLI
52020-2186-000-19	11/30/2020	171.76	0.00	USD	JRNLWA00419630	P	B1 11.4.20_11.10.20	JacobMas	0/JE IC			B1:2020-23:ER Wages
70165-2186-000-19	11/30/2020	175.00	0.00	USD	JRNLWA00419630	P	B1 11.4.20_11.10.20	JacobMas	0/JE IC			B1:2020-23:Expense Reimbursement
50020-2186-000-19	11/30/2020	731.20	0.00	USD	JRNLWA00419633	P	2020-11 B1 Hrly In prog Accr	JacobMas	0/JE IC			B1:2020-25:ER Wages
52020-2186-000-19	11/30/2020	1,947.20	0.00	USD	JRNLWA00419633	P	2020-11 B1 Hrly In prog Accr	JacobMas	0/JE IC			B1:2020-25:ER Wages
50020-2186-000-19	11/30/2020	182.80	0.00	USD	JRNLWA00419652	P	B1 11.18.20_11.24.20	JacobMas	0/JE IC			B1:2020-24:ER Wages
52020-2186-000-19	11/30/2020	1,728.40	0.00	USD	JRNLWA00419652	P	B1 11.18.20_11.24.20	JacobMas	0/JE IC			B1:2020-24:ER Wages
70165-2186-000-19	11/30/2020	175.00	0.00	USD	JRNLWA00419652	P	B1 11.18.20_11.24.20	JacobMas	0/JE IC			B1:2020-24:Expense Reimbursement
50050-2186-000-19	11/30/2020	49.60	0.00	USD	JRNLWA00419681	P	Rcls West Reg Thankyou EE tax	JacobMas	0/JE IC			B1:OASDL_ThankYou
50050-2186-000-19	11/30/2020	372.00	0.00	USD	JRNLWA00419681	P	Rcls West Reg Thankyou EE tax	JacobMas	0/JE IC			B1:OASDL_ThankYou
50050-2186-000-19	11/30/2020	545.60	0.00	USD	JRNLWA00419681	P	Rcls West Reg Thankyou EE tax	JacobMas	0/JE IC			B1:OASDL_ThankYou
50050-2186-000-19	11/30/2020	248.00	0.00	USD	JRNLWA00419681	P	Rcls West Reg Thankyou EE tax	JacobMas	0/JE IC			B1:OASDL_ThankYou
50050-2186-000-19	11/30/2020	49.60	0.00	USD	JRNLWA00419681	P	Rcls West Reg Thankyou EE tax	JacobMas	0/JE IC			B1:OASDL_ThankYou
50050-2186-000-19	11/30/2020	11.60	0.00	USD	JRNLWA00419681	P	Rcls West Reg Thankyou EE tax	JacobMas	0/JE IC			B1:OASDL_ThankYou
50050-2186-000-19	11/30/2020	87.00	0.00	USD	JRNLWA00419681	P	Rcls West Reg Thankyou EE tax	JacobMas	0/JE IC			B1:Medicare_ThankYou
50050-2186-000-19	11/30/2020	127.60	0.00	USD	JRNLWA00419681	P	Rcls West Reg Thankyou EE tax	JacobMas	0/JE IC			B1:Medicare_ThankYou
50050-2186-000-19	11/30/2020	58.00	0.00	USD	JRNLWA00419681	P	Rcls West Reg Thankyou EE tax	JacobMas	0/JE IC			B1:Medicare_ThankYou
50050-2186-000-19	11/30/2020	11.60	0.00	USD	JRNLWA00419681	P	Rcls West Reg Thankyou EE tax	JacobMas	0/JE IC			B1:Medicare_ThankYou
52050-2186-000-19	11/30/2020	75.40	0.00	USD	JRNLWA00419681	P	Rcls West Reg Thankyou EE tax	JacobMas	0/JE IC			B1:Medicare_ThankYou
52050-2186-000-19	11/30/2020	322.40	0.00	USD	JRNLWA00419681	P	Rcls West Reg Thankyou EE tax	JacobMas	0/JE IC			B1:OASDL_ThankYou
55050-2186-000-19	11/30/2020	49.60	0.00	USD	JRNLWA00419681	P	Rcls West Reg Thankyou EE tax	JacobMas	0/JE IC			B1:OASDL_ThankYou
55050-2186-000-19	11/30/2020	11.60	0.00	USD	JRNLWA00419681	P	Rcls West Reg Thankyou EE tax	JacobMas	0/JE IC			B1:Medicare_ThankYou
70050-2186-000-19	11/30/2020	75.40	0.00	USD	JRNLWA00419681	P	Rcls West Reg Thankyou EE tax	JacobMas	0/JE IC			B1:Medicare_ThankYou
70050-2186-000-19	11/30/2020	322.40	0.00	USD	JRNLWA00419681	P	Rcls West Reg Thankyou EE tax	JacobMas	0/JE IC			B1:OASDL_ThankYou
50036-2186-000-19	11/30/2020	800.00	0.00	USD	JRNLWA00419682	P	Rcls West Reg Thankyou Bonus	JacobMas	0/JE IC			B1: ThankYou Bonus
50036-2186-100-19	11/30/2020	6,000.00	0.00	USD	JRNLWA00419682	P	Rcls West Reg Thankyou Bonus	JacobMas	0/JE IC			B1: ThankYou Bonus
50036-2186-200-19	11/30/2020	8,800.00	0.00	USD	JRNLWA00419682	P	Rcls West Reg Thankyou Bonus	JacobMas	0/JE IC			B1: ThankYou Bonus
50036-2186-210-19	11/30/2020	4,000.00	0.00	USD	JRNLWA00419682	P	Rcls West Reg Thankyou Bonus	JacobMas	0/JE IC			B1: ThankYou Bonus
50036-2186-320-19	11/30/2020	800.00	0.00	USD	JRNLWA00419682	P	Rcls West Reg Thankyou Bonus	JacobMas	0/JE IC			B1: ThankYou Bonus
52036-2186-000-19	11/30/2020	5,200.00	0.00	USD	JRNLWA00419682	P	Rcls West Reg Thankyou Bonus	JacobMas	0/JE IC			B1: ThankYou Bonus
55036-2186-000-19	11/30/2020	800.00	0.00	USD	JRNLWA00419682	P	Rcls West Reg Thankyou Bonus	JacobMas	0/JE IC			B1: ThankYou Bonus
70036-2186-000-19	11/30/2020	5,200.00	0.00	USD	JRNLWA00419682	P	Rcls West Reg Thankyou Bonus	JacobMas	0/JE IC			B1: ThankYou Bonus
50050-2186-000-19	11/30/2020	1.17	0.00	USD	JRNLWA00419683	P	Rcls West Reg Thankyou ER tax	JacobMas	0/JE IC			B1:Washington Paid Family & Medical Leav
50050-2186-000-19	11/30/2020	4.80	0.00	USD	JRNLWA00419683	P	Rcls West Reg Thankyou ER tax	JacobMas	0/JE IC			B1:FUI_ThankYou
50050-2186-000-19	11/30/2020	15.68	0.00	USD	JRNLWA00419683	P	Rcls West Reg Thankyou ER tax	JacobMas	0/JE IC			B1:SUI_ThankYou
50050-2186-000-19	11/30/2020	5.86	0.00	USD	JRNLWA00419683	P	Rcls West Reg Thankyou ER tax	JacobMas	0/JE IC			B1:Washington Paid Family & Medical Leav

Journal Entry Query Tool
v.4.6

NOTE: Ctrl+Shift+J to pull data

Date Range:	
From:	2020-04
To:	2021-03

Other Criteria	
Districts:	2186
Accts:	
System:	
Subsystem:	19

Total of Entries: 93,029.58 0.00 *pstd: P = Posted, U = Unposted, S = Staged, C:0 = I/C Unposted, -1 = Hanging out there.
 Num of Entries Shown: 317 317 *records limit: 10000

Full Account	Date	Amount USD	Amount CAD	Nat Currency	Journal Control Num	Pstd*	Journal Description	User	R/Type	Vendor Code	One Time Vendor	Further Description
55050-2186-000-19	11/30/2020	3.92	0.00	USD	JRNLWA00419683	P	Rcls West Reg Thankyou ER tax	JacobMas	0/JE IC			B1:SUI_ThankYou
55050-2186-000-19	11/30/2020	1.17	0.00	USD	JRNLWA00419683	P	Rcls West Reg Thankyou ER tax	JacobMas	0/JE IC			B1:Washington Paid Family & Medical Leav
70050-2186-000-19	11/30/2020	25.48	0.00	USD	JRNLWA00419683	P	Rcls West Reg Thankyou ER tax	JacobMas	0/JE IC			B1:SUI_ThankYou
70050-2186-000-19	11/30/2020	7.61	0.00	USD	JRNLWA00419683	P	Rcls West Reg Thankyou ER tax	JacobMas	0/JE IC			B1:Washington Paid Family & Medical Leav
70050-2186-000-19	11/30/2020	2.40	0.00	USD	JRNLWA00419683	P	Rcls West Reg Thankyou ER tax	JacobMas	0/JE IC			B1:FUI_ThankYou
50020-2186-000-19	12/31/2020	(731.20)	0.00	USD	JRNLWA00419665	P	2020-11 B1 Hrly In prog Acctl	JacobMas	0/JE IC			B1:2020-25:ER Wages
52020-2186-000-19	12/31/2020	(1,947.20)	0.00	USD	JRNLWA00419665	P	2020-11 B1 Hrly In prog Acctl	JacobMas	0/JE IC			B1:2020-25:ER Wages
50086-2186-000-19	12/31/2020	161.06	0.00	USD	JRNLWA00420506	P	Pcard Activity - Dec	HeatherH	0/JE IC			TACOMA SCREW PRODUCTS OL-JEFF MEII
50086-2186-000-19	12/31/2020	53.69	0.00	USD	JRNLWA00420506	P	Pcard Activity - Dec	HeatherH	0/JE IC			TACOMA SCREW PRODUCTS OL-JEFF MEII
50086-2186-000-19	12/31/2020	23.84	0.00	USD	JRNLWA00420506	P	Pcard Activity - Dec	HeatherH	0/JE IC			WALMART.COM AV-ROGER SWALANDER
50086-2186-000-19	12/31/2020	2.12	0.00	USD	JRNLWA00420506	P	Pcard Activity - Dec	HeatherH	0/JE IC			WALMART.COM AV-ROGER SWALANDER
50086-2186-000-19	12/31/2020	1,232.32	0.00	USD	JRNLWA00420506	P	Pcard Activity - Dec	HeatherH	0/JE IC			ALAMO AUTO SUPPLY-ROGER SWALANDEF
50086-2186-000-19	12/31/2020	7.40	0.00	USD	JRNLWA00420506	P	Pcard Activity - Dec	HeatherH	0/JE IC			ALAMO AUTO SUPPLY-ROGER SWALANDEF
50086-2186-000-19	12/31/2020	160.00	0.00	USD	JRNLWA00420506	P	Pcard Activity - Dec	HeatherH	0/JE IC			AMERICAN RED CROSS-ROGER SWALANDEF
57125-2186-000-19	12/31/2020	15.23	0.00	USD	JRNLWA00420506	P	Pcard Activity - Dec	HeatherH	0/JE IC			TRACTOR SUPPLY #2074-JEFF MEIRNDORF
70210-2186-000-19	12/31/2020	30.34	0.00	USD	JRNLWA00420506	P	Pcard Activity - Dec	HeatherH	0/JE IC			SWANSON'S FOODS-ROGER SWALANDER
70210-2186-000-19	12/31/2020	21.77	0.00	USD	JRNLWA00420506	P	Pcard Activity - Dec	HeatherH	0/JE IC			THE HOME DEPOT #8964-JEFF MEIRNDORF
50020-2186-000-19	12/31/2020	731.20	0.00	USD	JRNLWA00420948	P	B1 12.02.20_12.08.20	LaurenTi	0/JE IC			B1:2020-25:ER Wages
52020-2186-000-19	12/31/2020	2,118.96	0.00	USD	JRNLWA00420948	P	B1 12.02.20_12.08.20	LaurenTi	0/JE IC			B1:2020-25:ER Wages
70165-2186-000-19	12/31/2020	175.00	0.00	USD	JRNLWA00420948	P	B1 12.02.20_12.08.20	LaurenTi	0/JE IC			B1:2020-25:Expense Reimbursement
50020-2186-000-19	12/31/2020	731.20	0.00	USD	JRNLWA00420958	P	B1 12.09.20_12.22.20	LaurenTi	0/JE IC			B1:2020-26:ER Wages
50020-2186-000-19	12/31/2020	1,660.80	0.00	USD	JRNLWA00420958	P	B1 12.09.20_12.22.20	LaurenTi	0/JE IC			B1:2020-26:ER Wages
52020-2186-000-19	12/31/2020	343.52	0.00	USD	JRNLWA00420958	P	B1 12.09.20_12.22.20	LaurenTi	0/JE IC			B1:2020-26:ER Wages
70020-2186-000-19	12/31/2020	240.00	0.00	USD	JRNLWA00420958	P	B1 12.09.20_12.22.20	LaurenTi	0/JE IC			B1:2020-26:ER Wages
70165-2186-000-19	12/31/2020	175.00	0.00	USD	JRNLWA00420958	P	B1 12.09.20_12.22.20	LaurenTi	0/JE IC			B1:2020-26:Expense Reimbursement
52020-2186-000-19	1/31/2021	210.80	0.00	USD	JRNLWA00422771	P	B1 1.1.21-1.12.21	JacobMas	0/JE IC			B1:2021-01:ER Wages
70165-2186-000-19	1/31/2021	175.00	0.00	USD	JRNLWA00422771	P	B1 1.1.21-1.12.21	JacobMas	0/JE IC			B1:2021-01:Expense Reimbursement
52020-2186-000-19	1/31/2021	1,276.80	0.00	USD	JRNLWA00422785	P	B1 1.13.21_1.19.21	JacobMas	0/JE IC			B1:2021-02:ER Wages
70165-2186-000-19	1/31/2021	175.00	0.00	USD	JRNLWA00422785	P	B1 1.13.21_1.19.21	JacobMas	0/JE IC			B1:2021-02:Expense Reimbursement
50020-2186-000-19	1/31/2021	938.80	0.00	USD	JRNLWA00422807	P	B1 1.27.21_2.2.21	JacobMas	0/JE IC			B1:2021-03:ER Wages
70165-2186-000-19	1/31/2021	175.00	0.00	USD	JRNLWA00422807	P	B1 1.27.21_2.2.21	JacobMas	0/JE IC			B1:2021-03:Expense Reimbursement
50086-2186-000-19	1/31/2021	16.34	0.00	USD	JRNLWA00423018	P	2021-01 S LeMay PO Log Accrual	HelenaK	0/JE IC			VUS000001787: PO 00054: UNIFIRST CORPO
55125-2186-000-19	1/31/2021	261.36	0.00	USD	JRNLWA00423018	P	2021-01 S LeMay PO Log Accrual	HelenaK	0/JE IC			VUS0000014827: PO 00143: CENTRAL WELDIN
70147-2186-000-19	1/31/2021	65.34	0.00	USD	JRNLWA00423018	P	2021-01 S LeMay PO Log Accrual	HelenaK	0/JE IC			VUS000001787: PO 00217: UNIFIRST CORPO
50086-2186-000-19	2/16/2021	16.34	0.00	USD	JRNLWA00423576	P	From Voucher Posting.	JudyA	0/JE IC	VUS000001787		UNIFIRST CORPORATION
70147-2186-000-19	2/16/2021	65.34	0.00	USD	JRNLWA00423576	P	From Voucher Posting.	JudyA	0/JE IC	VUS000001787		UNIFIRST CORPORATION
55125-2186-000-19	2/16/2021	261.36	0.00	USD	JRNLWA00423581	P	From Voucher Posting.	asnell	0/JE IC	VUS000014827		CENTRAL WELDING SUPPLY INC
50086-2186-000-19	2/28/2021	(16.34)	0.00	USD	JRNLWA00423073	P	2021-01 S LeMay PO Log Accrual	LaurenTi	0/JE IC			VUS000001787: PO 00054: UNIFIRST CORPO
55125-2186-000-19	2/28/2021	(261.36)	0.00	USD	JRNLWA00423073	P	2021-01 S LeMay PO Log Accrual	LaurenTi	0/JE IC			VUS000014827: PO 00143: CENTRAL WELDIN
70147-2186-000-19	2/28/2021	(65.34)	0.00	USD	JRNLWA00423073	P	2021-01 S LeMay PO Log Accrual	LaurenTi	0/JE IC			VUS000001787: PO 00217: UNIFIRST CORPO
50086-2186-000-19	2/28/2021	34.74	0.00	USD	JRNLWA00424283	P	2021-02 Pcard Activity	HeatherH	0/JE IC			TACOMA SCREW PRODUCTS OL-JEFF MEII
50020-2186-000-19	2/28/2021	182.80	0.00	USD	JRNLWA00424368	P	B1 2.10.21_2.16.21	JacobMas	0/JE IC			B1:2021-04:ER Wages
52020-2186-000-19	2/28/2021	764.75	0.00	USD	JRNLWA00424368	P	B1 2.10.21_2.16.21	JacobMas	0/JE IC			B1:2021-04:ER Wages
70165-2186-000-19	2/28/2021	150.00	0.00	USD	JRNLWA00424368	P	B1 2.10.21_2.16.21	JacobMas	0/JE IC			B1:2021-04:Expense Reimbursement
70165-2186-000-19	2/28/2021	150.00	0.00	USD	JRNLWA00424397	P	B1 2.24.21_3.2.21	JacobMas	0/JE IC			B1:2021-05:Expense Reimbursement
50086-2186-000-19	3/31/2021	73.87	0.00	USD	JRNLWA00425504	P	2021-03 Pcard Activity	ahuynh	0/JE IC			TACOMA SCREW PRODUCTS OL-JEFF MEII
70165-2186-000-19	3/31/2021	125.00	0.00	USD	JRNLWA00425913	P	B1 3.10.21_3.16.21	JacobMas	0/JE IC			B1:2021-06:Expense Reimbursement
70165-2186-000-19	3/31/2021	125.00	0.00	USD	JRNLWA00425965	P	B1 3.24.21_3.30.21	JacobMas	0/JE IC			B1:2021-07:Expense Reimbursement
70165-2186-000-19	3/31/2021	37.50	0.00	USD	JRNLWA00425983	P	2021-03 B1 PP8 Accrual	JacobMas	0/JE IC			30% B1:2021-7:Expense Reimbursement
50086-2186-000-19	3/31/2021	21.47	0.00	USD	JRNLWA00426063	P	OPEX13 - Pcard Accrual	HeatherH	0/JE IC			THE HOME DEPOT #8964-JEFF MEIRNDORF

End of List

Journal Entry Query Tool
v.4.6

NOTE: Ctrl+Shift+J to pull data

Date Range:
From: 2020-04
To: 2021-03

Total of Entries: 93,029.58 0.00 *pstd: P = Posted, U = Unposted, S = Staged, C:0 = I/C Unposted, -1 = Hanging out there.
Num of Entries Shown: 317 317 *records limit: 10000

Full Account	Date	Amount USD	Amount CAD	Nat Currency	Journal Control Num	Pstd*	Journal Description	User
Row Labels		Sum of Amount USD	Sum of Amount USD					
50020-2186-000-19		9,477.09	9,477.09		50020		9,477.09 DH	
B1:2020-07:ER Wages		200.80	200.80					
B1:2020-13:ER Wages		914.00	914.00					
B1:2020-14:ER Wages		731.20	731.20					
B1:2020-15:ER Wages		548.40	548.40					
B1:2020-17:ER Wages		731.20	731.20					
B1:2020-20:ER Wages		578.69	578.69					
B1:2020-21:ER Wages		365.60	365.60					
B1:2020-22:ER Wages		979.60	979.60					
B1:2020-24:ER Wages		182.80	182.80					
B1:2020-25:ER Wages		731.20	731.20					
B1:2020-26:ER Wages		2,392.00	2,392.00					
B1:2021-03:ER Wages		938.80	938.80					
B1:2021-04:ER Wages		182.80	182.80					
50036-2186-000-19		489.64	489.64		50036		489.64 DH	
2020-03 - Covid19 Bonus Accrual		(943.92)	(943.92)					
2020-04 - Covid19 Bonus Accrual		-	-					
B1: ThankYou Bonus		800.00	800.00					
B1:2020-08:CV19 Bonus		160.10	160.10					
B1:2020-09:CV19 Bonus		148.94	148.94					
B1:2020-10:CV19 Bonus		162.56	162.56					
B1:2020-11:CV19 Bonus		161.96	161.96					
50036-2186-100-19		10,841.38	10,841.38		50036		10,841.38 DH	
B1: ThankYou Bonus		6,000.00	6,000.00					
B1:2020-08:CV19 Bonus		1,226.88	1,226.88					
B1:2020-09:CV19 Bonus		1,227.92	1,227.92					
B1:2020-10:CV19 Bonus		1,180.74	1,180.74					
B1:2020-11:CV19 Bonus		1,205.84	1,205.84					
50036-2186-200-19		16,920.78	16,920.78		50036		16,920.78 DH	
B1: ThankYou Bonus		8,800.00	8,800.00					
B1:2020-08:CV19 Bonus		2,108.86	2,108.86					
B1:2020-09:CV19 Bonus		2,041.00	2,041.00					
B1:2020-10:CV19 Bonus		2,015.66	2,015.66					
B1:2020-11:CV19 Bonus		1,955.26	1,955.26					
50036-2186-210-19		7,924.52	7,924.52		50036		7,924.52 DH	
B1: ThankYou Bonus		4,000.00	4,000.00					
B1:2020-08:CV19 Bonus		986.74	986.74					
B1:2020-09:CV19 Bonus		971.46	971.46					
B1:2020-10:CV19 Bonus		996.04	996.04					
B1:2020-11:CV19 Bonus		970.28	970.28					
50036-2186-320-19		1,470.86	1,470.86		50036		1,470.86 DH	
B1: ThankYou Bonus		800.00	800.00					
B1:2020-08:CV19 Bonus		178.06	178.06					
B1:2020-09:CV19 Bonus		171.80	171.80					
B1:2020-10:CV19 Bonus		176.94	176.94					
B1:2020-11:CV19 Bonus		144.06	144.06					
50050-2186-000-19		1,568.12	1,568.12		50050		1,568.12 DH	
2020-03 - Covid19 Bonus Accrual		(72.21)	(72.21)					
2020-04 - Covid19 Bonus Accrual		-	-					
B1:FUI_ThankYou		4.80	4.80					
B1:Medicare_ThankYou		295.80	295.80					
B1:OASDI_ThankYou		1,264.80	1,264.80					
B1:SUI_ThankYou		45.08	45.08					
B1:Washington Paid Family & Medical Leav		29.85	29.85					
50065-2186-000-19		(200.80)	(200.80)		50065		(200.80) DH	
B1:2020-07:ER Wages		(200.80)	(200.80)					
50086-2186-000-19		3,130.67	3,130.67		50086		3,130.67 DH	
2020-04 Reclass Covid		108.73	108.73					
AIRGAS USA, LLC-ROGER SWALANDER		137.31	137.31					
ALAMO AUTO SUPPLY-ROGER SWALANDER		1,239.72	1,239.72					
AMAZON.COM K49GO6D53 AMZN-LYNSIE BR		49.92	49.92					
AMERICAN RED CROSS-ROGER SWALANDER		160.00	160.00					
AMZN MKTP US MF8GW32O2-LYNSIE BRESS		120.72	120.72					
CLASSIC INDUSTRIAL SUPPLI-ROGER SWAL		20.15	20.15					
CLASSIC INDUSTRIAL SUPPLIES INC		24.50	24.50					
FASTENAL COMPANY 01WAHOQ-JEFF MEIRI		130.25	130.25					
FASTENAL COMPANY 01WAHOQ-ROGER SW		50.97	50.97					
PCARD: PO 00873: Airgas: PCard: gloves f		-	-					
TACOMA SCREW PRODUCTS OL-JEFF MEIR		618.64	618.64					
THE HOME DEPOT #8964-JEFF MEIRNDORF		184.89	184.89					
THE HOME DEPOT #8964-ROGER SWALANDI		64.30	64.30					
THE WEBSTAUURANT STORE-ROGER SWALA		57.42	57.42					
TRACTOR SUPPLY #2074-JEFF MEIRNDORF		17.41	17.41					
TRACTOR SUPPLY #2074-ROGER SWALANDI		54.43	54.43					
UNIFIRST CORPORATION		16.34	16.34					
VUS000001787: PO 00054: UNIFIRST CORPOF		-	-					
VUS000011113: PO 01242: CLASSIC INDUSTR		-	-					
WALMART.COM AT-JEFF MEIRNDORF		49.01	49.01					
WALMART.COM AV-ROGER SWALANDER		25.96	25.96					
52020-2186-000-19		10,919.63	10,919.63		52020		10,919.63 DH	
B1:2020-07:ER Wages		206.00	206.00					
B1:2020-09:ER Wages		824.00	824.00					
B1:2020-10:ER Wages		618.00	618.00					
B1:2020-16:ER Wages		904.40	904.40					
B1:2020-17:ER Wages		698.24	698.24					
B1:2020-19:ER Wages		1,054.00	1,054.00					
B1:2020-23:ER Wages		171.76	171.76					
B1:2020-24:ER Wages		1,728.40	1,728.40					

Journal Entry Query Tool
v.4.6

NOTE: Ctrl+Shift+J to pull data

Date Range:
From: 2020-04
To: 2021-03

Total of Entries: 93,029.58 0.00 *pstd: P = Posted, U = Unposted, S = Staged, C:0 = I/C Unposted, -1 = Hanging out there.
Num of Entries Shown: 317 317 *records limit: 10000

Full Account	Date	Amount USD	Amount CAD	Nat Currency	Journal Control Num	Pstd*	Journal Description	User
B1:2020-25:ER Wages	2,118.96	2,118.96						
B1:2020-26:ER Wages	343.52	343.52						
B1:2021-01:ER Wages	210.80	210.80						
B1:2021-02:ER Wages	1,276.80	1,276.80						
B1:2021-04:ER Wages	764.75	764.75						
52036-2186-000-19	10,220.78	10,220.78		52036			10,220.78 DH	
2020-03 - Covid19 Bonus Accrual	(229.62)	(229.62)						
2020-04 - Covid19 Bonus Accrual	-	-						
B1: ThankYou Bonus	5,200.00	5,200.00						
B1:2020-08:CV19 Bonus	1,274.96	1,274.96						
B1:2020-09:CV19 Bonus	1,388.40	1,388.40						
B1:2020-10:CV19 Bonus	1,327.58	1,327.58						
B1:2020-11:CV19 Bonus	1,259.46	1,259.46						
52050-2186-000-19	401.56	401.56		52050			401.56 DH	
2020-03 - Covid19 Bonus Accrual	(17.57)	(17.57)						
2020-04 - Covid19 Bonus Accrual	-	-						
B1:Medicare_ThankYou	75.40	75.40						
B1:OASDI_ThankYou	322.40	322.40						
B1:SUI_ThankYou	13.72	13.72						
B1:Washington Paid Family & Medical Leav	7.61	7.61						
52065-2186-000-19	(206.00)	(206.00)		52065			(206.00) DH	
B1:2020-07:ER Wages	(206.00)	(206.00)						
52086-2186-000-19	211.45	211.45		52086			211.45 DH	
CLASSIC INDUSTRIAL SUPPLIES INC	10.00	10.00						
FASTENAL COMPANY 01WAHOQ-JEFF MEIRI	36.80	36.80						
LOWES #00907-JEFF MEIRNDORF	98.24	98.24						
PCARD: PO 01628: LOWE'S: PCard: GATERS	-	-						
TRACTOR SUPPLY #2074-JEFF MEIRNDORF	17.41	17.41						
VUS000011113: PO 01491: CLASSIC INDUSTR	-	-						
WALMART.COM AT-JEFF MEIRNDORF	49.00	49.00						
55020-2186-000-19	612.00	612.00		55020			612.00 CONT COUNT	
B1:2020-10:ER Wages	612.00	612.00						
55036-2186-000-19	1,329.00	1,329.00		55036			1,329.00 CONT COUNT	
2020-03 - Covid19 Bonus Accrual	(36.40)	(36.40)						
B1: ThankYou Bonus	800.00	800.00						
B1:2020-08:CV19 Bonus	176.24	176.24						
B1:2020-09:CV19 Bonus	169.40	169.40						
B1:2020-10:CV19 Bonus	50.76	50.76						
B1:2020-11:CV19 Bonus	169.00	169.00						
55050-2186-000-19	63.51	63.51		55050			63.51 CONT COUNT	
2020-03 - Covid19 Bonus Accrual	(2.78)	(2.78)						
B1:Medicare_ThankYou	11.60	11.60						
B1:OASDI_ThankYou	49.60	49.60						
B1:SUI_ThankYou	3.92	3.92						
B1:Washington Paid Family & Medical Leav	1.17	1.17						
55125-2186-000-19	261.36	261.36		55125			261.36 DH	
CENTRAL WELDING SUPPLY INC	261.36	261.36						
VUS000014827: PO 00143: CENTRAL WELDING	-	-						
56036-2186-000-19	950.00	950.00		56036			950.00 DH	
2020-03 - Covid19 Bonus Accrual	(50.00)	(50.00)						
2020-04 - Covid19 Bonus Accrual	-	-						
B1:2020-08:CV19 Bonus	250.00	250.00						
B1:2020-09:CV19 Bonus	250.00	250.00						
B1:2020-10:CV19 Bonus	250.00	250.00						
B1:2020-11:CV19 Bonus	250.00	250.00						
56050-2186-000-19	(3.83)	(3.83)		56050			(3.83) DH	
2020-03 - Covid19 Bonus Accrual	(3.83)	(3.83)						
2020-04 - Covid19 Bonus Accrual	-	-						
57125-2186-000-19	478.32	478.32		57125			478.32 DH	
2020-04 Reclass Covid	187.93	187.93						
AIRGAS USA, LLC-JEFF MEIRNDORF	16.47	16.47						
AIRGAS USA, LLC-ROGER SWALANDER	16.78	16.78						
DOLLAR TREE, INC.-ROGER SWALANDER	34.16	34.16						
PCARD: PO 01588: airgas: PCard: blue nit	-	-						
TACOMA SCREW PRODUCTS OL-JEFF MEIR	207.75	207.75						
TRACTOR SUPPLY #2074-JEFF MEIRNDORF	15.23	15.23						
70020-2186-000-19	240.00	240.00		70020			240.00 CUST	
B1:2020-26:ER Wages	240.00	240.00						
70036-2186-000-19	10,330.04	10,330.04		70036			10,330.04 CUST	
2020-03 - Covid19 Bonus Accrual	(277.56)	(277.56)						
2020-04 - Covid19 Bonus Accrual	-	-						
B1: ThankYou Bonus	5,200.00	5,200.00						
B1:2020-08:CV19 Bonus	1,377.26	1,377.26						
B1:2020-09:CV19 Bonus	1,333.14	1,333.14						
B1:2020-10:CV19 Bonus	1,363.40	1,363.40						
B1:2020-11:CV19 Bonus	1,333.80	1,333.80						
70050-2186-000-19	412.06	412.06		70050			412.06 CUST	
2020-03 - Covid19 Bonus Accrual	(21.23)	(21.23)						
2020-04 - Covid19 Bonus Accrual	-	-						
B1:FUI_ThankYou	2.40	2.40						
B1:Medicare_ThankYou	75.40	75.40						
B1:OASDI_ThankYou	322.40	322.40						
B1:SUI_ThankYou	25.48	25.48						
B1:Washington Paid Family & Medical Leav	7.61	7.61						
70105-2186-000-19	350.00	350.00		70105			350.00 CUST	
B1:2020-19:Expense Reimbursement	175.00	175.00						
B1:2020-20:Expense Reimbursement	175.00	175.00						
70147-2186-000-19	65.34	65.34		70147			65.34 CUST	
UNIFIRST CORPORATION	65.34	65.34						

Journal Entry Query Tool
v.4.6

NOTE: Ctrl+Shift+J to pull data

Date Range:
From: 2020-04
To: 2021-03

Total of Entries: 93,029.58 **0.00** *pstd: P = Posted, U = Unposted, S = Staged, C:0 = I/C Unposted, -1 = Hanging out there.
Num of Entries Shown: 317 **317** *records limit: 10000

Full Account	Date	Amount USD	Amount CAD	Nat Currency	Journal Control Num	Psted*	Journal Description	User
VUS000001787: PO 00217: UNIFIRST CORPOF		-	-					
70165-2186-000-19		4,337.50		70165			4,337.50 CUST	
2020-05 Reclass Internet Reimb.		450.00	450.00					
30% B1:2021-7:Expense Reimbursement		37.50	37.50					
B1:2020-11:Expense Reimbursement		225.00	225.00					
B1:2020-12:Expense Reimbursement		225.00	225.00					
B1:2020-13:Expense Reimbursement		225.00	225.00					
B1:2020-14:Expense Reimbursement		225.00	225.00					
B1:2020-15:Expense Reimbursement		225.00	225.00					
B1:2020-16:Expense Reimbursement		225.00	225.00					
B1:2020-17:Expense Reimbursement		200.00	200.00					
B1:2020-18:Expense Reimbursement		175.00	175.00					
B1:2020-21:Expense Reimbursement		175.00	175.00					
B1:2020-22:Expense Reimbursement		175.00	175.00					
B1:2020-23:Expense Reimbursement		175.00	175.00					
B1:2020-24:Expense Reimbursement		175.00	175.00					
B1:2020-25:Expense Reimbursement		175.00	175.00					
B1:2020-26:Expense Reimbursement		175.00	175.00					
B1:2021-01:Expense Reimbursement		175.00	175.00					
B1:2021-02:Expense Reimbursement		175.00	175.00					
B1:2021-03:Expense Reimbursement		175.00	175.00					
B1:2021-04:Expense Reimbursement		150.00	150.00					
B1:2021-05:Expense Reimbursement		150.00	150.00					
B1:2021-06:Expense Reimbursement		125.00	125.00					
B1:2021-07:Expense Reimbursement		125.00	125.00					
70210-2186-000-19		94.60		70210			94.60 BILLED CUST	
AMAZON.COM 286EY8OZ1-LYNSIE BRESSLEI		42.49	42.49					
SWANSON'S FOODS-ROGER SWALANDER		30.34	30.34					
THE HOME DEPOT #8964-JEFF MEIRNDORF		21.77	21.77					
70225-2186-000-19		340.00		70225			340.00 CUST	
JODESHA BROADCASTING INC-ROGER SWA		240.00	240.00					
PCARD: PO 00892: Daily World: PCard: ad		-	-					
SOUND PUBLISHING-ROGER SWALANDER		100.00	100.00					
(blank)								
(blank)								
Grand Total		93,029.58						

Recover		Reg Allocation %	Regulated Expense
DH	\$ 74,855.53	39%	\$ 28,845
CUST	\$ 16,074.94	36%	\$ 5,824
CONT COUNT	\$ 2,004.51	31%	\$ 620
BILLED CUST	\$ 94.60	38%	\$ 36
	\$ 93,029.58		\$ 35,325

Total COVID Expenses to Be Recovered

Journal Entry Query Tool

NOTE: Ctrl+Shift+J to pull data

Journal Entry Query Tool

v.4.6

NOTE: Ctrl+Shift+J to pull data

Date Range:

From: 2020-04
To: 2021-03

Other Criteria

Districts: 2186
Accts: 70255
System:
Subsystem:

Vendor Code:
Amount From:
Amount To:
Posting: All

Total of Entries: 38,749.77 0.00 *pstd: P = Posted, U = Unposted, S = Staged, C:0 = I/C Unposted, -1 = Hanging out there.
Num of Entries Shown: 42 42 *records limit: 10000

Full Account	Date	Amount USD	Amount CAD	Nat Currency	Journal Control Num	Pstd*	Journal Description	User	R/Type	Vendor Code	One Time Vendor	Further Description	Date Doc	Doc D
70255-2186-000-00	4/15/2020	3,154.45	0.00	USD	JRNLWA00407924	P	From Voucher Posting.	JeffS	0/JE IC	VUS000015114		JDEL CONSULTING LLC	3/31/20	Consu
70255-2186-000-00	4/30/2020	(3,154.45)	0.00	USD	JRNLWA00407575	P	2020-03 S LeMay PO Log Accrual	HeatherWe	0/JE IC			VUS000015114: PO 00052: JDEL CONSULTING		
70255-2186-000-00	4/30/2020	295.63	0.00	USD	JRNLWA00408249	P	Pcard Activity - April	HelenaK	0/JE IC			MAILCHIMP MONTHLY-LYNSIE BRESSLER		
70255-2186-000-00	4/30/2020	97.43	0.00	USD	JRNLWA00408593	P	2020-04 Pcard Activity	HeatherWe	0/JE IC			GADGET MD SPRING-NAMEN CHAMBLISS		
70255-2186-000-00	4/30/2020	3,144.61	0.00	USD	JRNLWA00408916	P	2020-04 S LeMay PO Log Accrual	LaurenTi	0/JE IC			VUS000015114: PO 00052: JDEL CONSULTING		
70255-2186-000-00	5/28/2020	3,144.61	0.00	USD	JRNLWA00409491	P	From Voucher Posting.	JudyA	0/JE IC	VUS000015114		JDEL CONSULTING LLC	4/30/20	Consu
70255-2186-000-00	5/31/2020	(3,144.61)	0.00	USD	JRNLWA00408965	P	2020-04 S LeMay PO Log Accrual	LaurenTi	0/JE IC			VUS000015114: PO 00052: JDEL CONSULTING		
70255-2186-000-00	5/31/2020	48.71	0.00	USD	JRNLWA00409777	P	Pcard Actuals_May 2020	HeatherH	0/JE IC			GADGET MD SPRING-NAMEN CHAMBLISS		
70255-2186-000-00	5/31/2020	433.00	0.00	USD	JRNLWA00409777	P	Pcard Actuals_May 2020	HeatherH	0/JE IC			GADGET MD SPRING-NAMEN CHAMBLISS		
70255-2186-000-00	5/31/2020	3,116.67	0.00	USD	JRNLWA00410457	P	2020-05 S LeMay PO Log Accrual	LaurenTi	0/JE IC			VUS000015114: PO 00052: JDEL CONSULTING		
70255-2186-000-00	6/10/2020	3,116.67	0.00	USD	JRNLWA00410727	P	From Voucher Posting.	asnell	0/JE IC	VUS000015114		JDEL CONSULTING LLC	5/29/20	Consu
70255-2186-000-00	6/30/2020	(3,116.67)	0.00	USD	JRNLWA00410548	P	2020-05 S LeMay PO Log Accrual	LaurenTi	0/JE IC			VUS000015114: PO 00052: JDEL CONSULTING		
70255-2186-000-00	6/30/2020	3,172.05	0.00	USD	JRNLWA00411926	P	2020-06 S LeMay PO Log Accrual	LaurenTi	0/JE IC			VUS000015114: PO 00052: JDEL CONSULTING		
70255-2186-000-00	7/7/2020	3,172.05	0.00	USD	JRNLWA00411605	P	From Voucher Posting.	JudyA	0/JE IC	VUS000015114		JDEL CONSULTING LLC	6/30/20	Consu
70255-2186-000-00	7/31/2020	(3,172.05)	0.00	USD	JRNLWA00411937	P	2020-06 S LeMay PO Log Accrual	LaurenTi	0/JE IC			VUS000015114: PO 00052: JDEL CONSULTING		
70255-2186-000-00	7/31/2020	3,085.62	0.00	USD	JRNLWA00413546	P	2020-07 S LeMay PO Log Accrual	JacobMas	0/JE IC			VUS000015114: PO 00052: JDEL CONSULTING		
70255-2186-000-00	8/11/2020	3,085.62	0.00	USD	JRNLWA00413803	P	From Voucher Posting.	asnell	0/JE IC	VUS000015114		JDEL CONSULTING LLC	7/31/20	Consu
70255-2186-000-00	8/31/2020	(3,085.62)	0.00	USD	JRNLWA00413636	P	2020-07 S LeMay PO Log Accrual	HeatherH	0/JE IC			VUS000015114: PO 00052: JDEL CONSULTING		
70255-2186-000-00	8/31/2020	93.40	0.00	USD	JRNLWA00414193	P	Pcard Activity - Aug	HelenaK	0/JE IC			MAILCHIMP MONTHLY-LYNSIE BRESSLER		
70255-2186-000-00	8/31/2020	3,118.22	0.00	USD	JRNLWA00415207	P	2020-08 S LeMay PO Log Accrual	HeatherH	0/JE IC			VUS000015114: PO 00052: JDEL CONSULTING		
70255-2186-000-00	9/10/2020	3,118.22	0.00	USD	JRNLWA00415301	P	From Voucher Posting.	JudyA	0/JE IC	VUS000015114		JDEL CONSULTING LLC	8/31/20	Consu
70255-2186-000-00	9/30/2020	(3,118.22)	0.00	USD	JRNLWA00415247	P	2020-08 S LeMay PO Log Accrual	HelenaK	0/JE IC			VUS000015114: PO 00052: JDEL CONSULTING		
70255-2186-000-00	9/30/2020	3,085.62	0.00	USD	JRNLWA00416539	P	2020-09 S LeMay PO Log Accrual	awatson	0/JE IC			VUS000015114: PO 00052: JDEL CONSULTING		
70255-2186-000-00	10/6/2020	3,085.62	0.00	USD	JRNLWA00416204	P	From Voucher Posting.	MariaJ	0/JE IC	VUS000015114		JDEL CONSULTING LLC	9/30/20	Consu
70255-2186-000-00	10/31/2020	(3,085.62)	0.00	USD	JRNLWA00416543	P	2020-09 S LeMay PO Log Accrual	awatson	0/JE IC			VUS000015114: PO 00052: JDEL CONSULTING		
70255-2186-000-00	10/31/2020	3,102.18	0.00	USD	JRNLWA00418070	P	2020-10 S LeMay PO Log Accrual	HelenaK	0/JE IC			VUS000015114: PO 00052: JDEL CONSULTING		
70255-2186-000-00	11/11/2020	3,102.18	0.00	USD	JRNLWA00418431	P	From Voucher Posting.	asnell	0/JE IC	VUS000015114		JDEL CONSULTING LLC	10/30/20	Consu
70255-2186-000-00	11/30/2020	(3,102.18)	0.00	USD	JRNLWA00418225	P	2020-10 S LeMay PO Log Accrual	awatson	0/JE IC			VUS000015114: PO 00052: JDEL CONSULTING		
70255-2186-000-00	11/30/2020	3,095.97	0.00	USD	JRNLWA00419774	P	2020-11 S LeMay PO Log Accrual	LaurenTi	0/JE IC			VUS000015114: PO 00052: JDEL CONSULTING		
70255-2186-000-00	12/8/2020	3,095.97	0.00	USD	JRNLWA00419993	P	From Voucher Posting.	JudyA	0/JE IC	VUS000015114		JDEL CONSULTING LLC	11/30/20	Consu
70255-2186-000-00	12/31/2020	(3,095.97)	0.00	USD	JRNLWA00419787	P	2020-11 S LeMay PO Log Accrual	ahuynh	0/JE IC			VUS000015114: PO 00052: JDEL CONSULTING		
70255-2186-000-00	12/31/2020	11.53	0.00	USD	JRNLWA00420506	P	Pcard Activity - Dec	HeatherH	0/JE IC			MAILCHIMP MONTHLY-LYNSIE BRESSLER		
70255-2186-000-00	12/31/2020	3,085.62	0.00	USD	JRNLWA00421315	P	2020-12 S LeMay PO Log Accrual	LaurenTi	0/JE IC			VUS000015114: PO 00052: JDEL CONSULTING		
70255-2186-000-00	1/12/2021	3,085.62	0.00	USD	JRNLWA00421780	P	From Voucher Posting.	JudyA	0/JE IC	VUS000015114		JDEL CONSULTING LLC	12/31/20	Consu
70255-2186-000-00	1/28/2021	444.44	0.00	USD	JRNLWA00422100	P	From Voucher Posting.	JudyA	0/JE IC	VUS000012446	WEINMAN CONSULTING SERVICE	WEINMAN CONSULTING SERVICES	1/21/21	2021 C
70255-2186-000-00	1/31/2021	(3,085.62)	0.00	USD	JRNLWA00421336	P	2020-12 S LeMay PO Log Accrual	ahuynh	0/JE IC			VUS000015114: PO 00052: JDEL CONSULTING		
70255-2186-000-00	1/31/2021	3,085.62	0.00	USD	JRNLWA00423159	P	Misc7 - 2021-01 ReClass JDEL C	ahuynh	0/JE IC			Misc7 - 2021-01 ReClass JDEL Consulting		
70255-2186-000-00	2/28/2021	11.53	0.00	USD	JRNLWA00424283	P	2021-02 Pcard Activity	HeatherH	0/JE IC			MAILCHIMP MONTHLY-LYNSIE BRESSLER		
70255-2186-000-00	2/28/2021	3,085.64	0.00	USD	JRNLWA00424816	P	2021-02 S LeMay PO Log Accrual	ahuynh	0/JE IC			VUS000015114: PO 00130: JDEL CONSULTING		
70255-2186-000-00	3/9/2021	3,085.64	0.00	USD	JRNLWA00425055	P	From Voucher Posting.	asnell	0/JE IC	VUS000015114		JDEL CONSULTING LLC	2/26/21	CONS
70255-2186-000-00	3/31/2021	(3,085.64)	0.00	USD	JRNLWA00424848	P	2021-02 S LeMay PO Log Accrual	ahuynh	0/JE IC			VUS000015114: PO 00130: JDEL CONSULTING		
70255-2186-000-00	3/31/2021	3,136.28	0.00	USD	JRNLWA00426379	P	2021-03 S LeMay PO Log Accrual	HelenaK	0/JE IC			VUS000015114: PO 00130: JDEL CONSULTING		

End of List

Can you please advise if these items are related to reg, non-reg or shared?

Row Labels	Sum of Amount USD	Pasted Values
GADGET MD SPRING-NAMEN CHAMBLISS	579.14	579.14 Truck tablet repairs - Shared
JDEL CONSULTING LLC	34,246.65	34,246.65 Non-Reg
MAILCHIMP MONTHLY-LYNSIE BRESSLER	412.09	412.09 Collections emails - Shared expense
Misc7 - 2021-01 ReClass JDEL Consulting	3,085.62	3,085.62 Non-Reg
VUS000015114: PO 00052: JDEL CONSULTING	(3,154.45)	(3,154.45) Non-Reg
VUS000015114: PO 00130: JDEL CONSULTING	3,136.28	3,136.28 Non-Reg
WEINMAN CONSULTING SERVICES	444.44	444.44 Non-Reg
Grand Total	38,749.77	38,749.77

Unallowable 37,758.54

Journal Entry Query Tool

v.4.6

NOTE: Ctrl+Shift+J to pull data

Note: This is the 5 year average of insurance claim accounts.

Date Range:

From: 2016-04
To: 2021-03

Other Criteria

Districts: 2186
Accts: 59341,59342,59343,59344,59400,59401
System:
Subsystem:

Vendor Code:
Amount From:
Amount To:
Posting:

Total of Entries: 78,464.08 0.00
Num of Entries Shown: 98 98

*pstd: P = Posted, U = Unposted, S = Staged, C:0 = I/C Unposted, -1 = Hanging out there.
*records limit: 10000

Full Account	Date	Amount USD	Amount CAD	Nat Currency	Journal Cont	Pstd*	Journal Descrip User	R/Type	Vendor Code	One Time Vendor	Further Description	Date Doc
59344-2186-000-00	4/13/2016	3.05	0.00	USD	JRNLWA003	P	April 12th Insur HeatherWe	0/JE IC			WC NI claim 69674942439074	
59342-2186-000-00	4/30/2016	2,020.74	0.00	USD	JRNLWA003	P	April 29th Insur AdamJo	0/JE IC			Auto NI claim 5556496138379X	
59400-2186-000-00	5/18/2016	492.00	0.00	USD	JRNLWA003	P	From Voucher RosemaryS	0/JE IC	1TIME	Dean Abbott	ONE TIME VENDOR	5/2/16
59342-2186-000-00	7/31/2016	(0.74)	0.00	USD	JRNLWA003	P	July 14th Insur AdamJo	0/JE IC			Auto NI claim 5556496138379X	
59342-2186-000-00	7/31/2016	0.74	0.00	USD	JRNLWA003	P	July 29th Insur AdamJo	0/JE IC			Auto NI claim 5556496138379X	
59344-2186-000-00	9/16/2016	74.98	0.00	USD	JRNLWA003	P	Sept 15th Insu HeatherWe	0/JE IC			WC NI claim 69674942439074	
59344-2186-000-00	9/23/2016	5.20	0.00	USD	JRNLWA003	P	Sept 22nd Insu AdamJo	0/JE IC			WC NI claim 69674942439074	
59344-2186-000-00	10/31/2016	111.50	0.00	USD	JRNLWA003	P	Oct 31st Insur AdamJo	0/JE IC			WC NI claim 69674942439074	
59341-2186-000-00	1/31/2017	1,250.00	0.00	USD	JRNLWA003	P	Jan 31st Insur HeatherWe	0/JE IC			Auto NI claim 55564954022799	
59342-2186-000-00	1/31/2017	(0.74)	0.00	USD	JRNLWA003	P	Jan 31st Insur HeatherWe	0/JE IC			Auto NI claim 5556496138379X	
59341-2186-000-00	2/20/2017	1,250.00	0.00	USD	JRNLWA003	P	Feb 16th Insur HeatherWe	0/JE IC			Auto NI claim 55564954094123	
59343-2186-000-00	2/20/2017	2,982.00	0.00	USD	JRNLWA003	P	Feb 16th Insur HeatherWe	0/JE IC			WC NI claim 69677804079295	
59343-2186-000-00	3/10/2017	1,690.00	0.00	USD	JRNLWA003	P	March 9th Insu HeatherWe	0/JE IC			WC NI claim 69677804079295	
59341-2186-000-00	3/30/2017	(1,250.00)	0.00	USD	JRNLWA003	P	March 23rd Ins HeatherWe	0/JE IC			Auto NI claim 55564954022799	
59341-2186-000-00	4/21/2017	(1,250.00)	0.00	USD	JRNLWA003	P	April 20th Insu HeatherWe	0/JE IC			Auto NI claim 55564954094123	
59342-2186-000-00	6/30/2017	(2,020.00)	0.00	USD	JRNLWA003	P	June 30th Insu HeatherWe	0/JE IC			Auto NI claim 5556496138379X	
59400-2186-000-00	6/30/2017	19.67	0.00	USD	JRNLWA003	P	OPEX13 - Pca HeatherWe	0/JE IC			THE HOME DEPOT #8964--ROGER SWALANDER	
59400-2186-000-00	7/31/2017	(19.67)	0.00	USD	JRNLWA003	P	OPEX13 - Pca HeatherWe	0/JE IC			THE HOME DEPOT #8964--ROGER SWALANDER	
59400-2186-000-00	7/31/2017	19.67	0.00	USD	JRNLWA003	P	PCard Activity HeatherWe	0/JE IC			THE HOME DEPOT #8964--ROGER SWALANDER	
59343-2186-000-00	7/31/2017	(4,405.75)	0.00	USD	JRNLWA003	P	July 31st Insur HeatherWe	0/JE IC			WC NI claim 69677804079295	
59342-2186-000-00	10/31/2017	6,000.00	0.00	USD	JRNLWA003	P	Oct 16th Insur HeatherWe	0/JE IC			Auto NI claim 55564951231857	
59341-2186-000-00	1/31/2018	1,250.00	0.00	USD	JRNLWA003	P	Jan 31st Insur HeatherWe	0/JE IC			Auto NI claim 55564956540215	
59341-2186-000-00	4/30/2018	(1,250.00)	0.00	USD	JRNLWA003	P	Apr 30th Insur AlexandraP	0/JE IC			Auto NI claim 55564956540215	
59342-2186-000-00	4/30/2018	(84.00)	0.00	USD	JRNLWA003	P	Apr 30th Insur AlexandraP	0/JE IC			Auto NI claim 55564951231857	
59341-2186-000-00	6/30/2018	1,250.00	0.00	USD	JRNLWA003	P	June 11th Insu AlexandraP	0/JE IC			Auto NI claim 55564957467944	
59343-2186-000-00	6/30/2018	80.15	0.00	USD	JRNLWA003	P	June 11th Insu AlexandraP	0/JE IC			WC NI claim 6D364983853212	
59400-2186-000-00	6/30/2018	32.59	0.00	USD	JRNLWA003	P	OPEX13 - Pca AlexandraP	0/JE IC			THE HOME DEPOT #8964--ROGER SWALANDER	
59400-2186-000-00	7/31/2018	(32.59)	0.00	USD	JRNLWA003	P	OPEX13 - Pca AlexandraP	0/JE IC			THE HOME DEPOT #8964--ROGER SWALANDER	
59341-2186-000-00	7/31/2018	350.00	0.00	USD	JRNLWA003	P	July 11th Insur HeatherWe	0/JE IC			Auto NI claim 55564957467944	
59343-2186-000-00	7/31/2018	17.75	0.00	USD	JRNLWA003	P	July 11th Insur HeatherWe	0/JE IC			WC NI claim 6D364983853212	
59400-2186-000-00	7/31/2018	32.59	0.00	USD	JRNLWA003	P	July Pcard Acti AlexandraP	0/JE IC			THE HOME DEPOT #8964--ROGER SWALANDER	
59341-2186-000-00	8/31/2018	1,056.15	0.00	USD	JRNLWA003	P	Aug 10th Insur HeatherWe	0/JE IC			Auto NI claim 55564957467944	
59341-2186-000-00	8/31/2018	1,250.00	0.00	USD	JRNLWA003	P	Aug 10th Insur HeatherWe	0/JE IC			Auto NI claim 55564957823420	
59400-2186-000-00	8/31/2018	3,523.23	0.00	USD	JRNLWA003	P	Opex 12 - S Lc AlexandraP	0/JE IC			PCARD: PO 01893: FLEETPRIDE: PCard: TARP	
59400-2186-000-00	9/30/2018	(3,523.23)	0.00	USD	JRNLWA003	P	Opex 12 - S Lc AlexandraP	0/JE IC			PCARD: PO 01893: FLEETPRIDE: PCard: TARP	
59341-2186-000-00	9/30/2018	267.44	0.00	USD	JRNLWA003	P	Sept 10th Insu AlexandraP	0/JE IC			Auto NI claim 55564957467944	
59400-2186-000-00	9/30/2018	3,523.23	0.00	USD	JRNLWA003	P	Western PCard AlexandraP	0/JE IC			FLEETPRIDE, INC.-JEFF MEIRNDORF	
59341-2186-000-00	10/31/2018	1,960.66	0.00	USD	JRNLWA003	P	Oct 10th Insur HelenaK	0/JE IC			Auto NI claim 55564957823420	
59400-2186-000-00	11/30/2018	92.97	0.00	USD	JRNLWA003	P	Nov PCard Act HelenaK	0/JE IC			AMZN MKTP US M08ED50A1--LYNSIE BRESSLER	
59341-2186-000-00	2/28/2019	1,250.00	0.00	USD	JRNLWA003	P	Feb Ins Claim AlexandraP	0/JE IC			Auto NI claim 55564959061965	
59344-2186-000-00	3/31/2019	13.05	0.00	USD	JRNLWA003	P	March Ins Clair HelenaK	0/JE IC			WC NI claim 6D364984005408	
59341-2186-000-00	4/30/2019	1,250.00	0.00	USD	JRNLWA003	P	April 8th Insur HelenaK	0/JE IC			Auto NI claim 55564959357645	
59341-2186-000-00	4/30/2019	1,250.00	0.00	USD	JRNLWA003	P	April 8th Insur HelenaK	0/JE IC			Auto NI claim 55564959447603	
59344-2186-000-00	4/30/2019	441.15	0.00	USD	JRNLWA003	P	April 8th Insur HelenaK	0/JE IC			WC NI claim 6D364984005408	
59341-2186-000-00	5/31/2019	(1,250.00)	0.00	USD	JRNLWA003	P	May 7th Insura HelenaK	0/JE IC			Auto NI claim 55564959061965	
59341-2186-000-00	5/31/2019	1,193.00	0.00	USD	JRNLWA003	P	May 7th Insura HelenaK	0/JE IC			Auto NI claim 55564959357645	
59341-2186-000-00	5/31/2019	(550.20)	0.00	USD	JRNLWA003	P	May 7th Insura HelenaK	0/JE IC			Auto NI claim 55564959447603	
59400-2186-000-00	5/31/2019	1,165.47	0.00	USD	JRNLWA003	P	OPEX13 - Pca HeatherH	0/JE IC			WESTERN WASHINGTON CON--ROGER SWALANDER	
59400-2186-000-00	5/31/2019	116.02	0.00	USD	JRNLWA003	P	OPEX13 - Pca HeatherH	0/JE IC			THE HOME DEPOT #8964--ROGER SWALANDER	
59400-2186-000-00	6/30/2019	(1,165.47)	0.00	USD	JRNLWA003	P	OPEX13 - Pca HelenaK	0/JE IC			WESTERN WASHINGTON CON--ROGER SWALANDER	
59400-2186-000-00	6/30/2019	(116.02)	0.00	USD	JRNLWA003	P	OPEX13 - Pca HelenaK	0/JE IC			THE HOME DEPOT #8964--ROGER SWALANDER	
59341-2186-000-00	6/30/2019	15.00	0.00	USD	JRNLWA003	P	June 7th Insur HelenaK	0/JE IC			Auto NI claim 55564959145587	
59341-2186-000-00	6/30/2019	110.00	0.00	USD	JRNLWA003	P	June 7th Insur HelenaK	0/JE IC			Auto NI claim 55564959447603	
59344-2186-000-00	6/30/2019	11.00	0.00	USD	JRNLWA003	P	June 7th Insur HelenaK	0/JE IC			WC NI claim 6D364984005408	
59400-2186-000-00	6/30/2019	1,165.47	0.00	USD	JRNLWA003	P	Western Pcard HeatherWe	0/JE IC			WESTERN WASHINGTON CON--ROGER SWALANDER	
59400-2186-000-00	6/30/2019	116.02	0.00	USD	JRNLWA003	P	Western Pcard HeatherWe	0/JE IC			THE HOME DEPOT #8964--ROGER SWALANDER	
59401-2186-000-00	6/30/2019	1,420.22	0.00	USD	JRNLWA003	P	PO Log Accru HelenaK	0/JE IC			VUS000011134: PO 01401: SOLID WASTE SYST	
59401-2186-000-00	7/15/2019	1,420.22	0.00	USD	JRNLWA003	P	From Voucher MariaJ	0/JE IC	VUS000011134	SOLID WASTE SYSTEMS	SOLID WASTE SYSTEMS	6/12/19
59401-2186-000-00	7/31/2019	(1,420.22)	0.00	USD	JRNLWA003	P	PO Log Accru HelenaK	0/JE IC			VUS000011134: PO 01401: SOLID WASTE SYST	
59341-2186-000-00	7/31/2019	534.48	0.00	USD	JRNLWA003	P	July 9th Insura HelenaK	0/JE IC			Auto NI claim 55564959357645	
59343-2186-000-00	7/31/2019	4,800.00	0.00	USD	JRNLWA003	P	July 9th Insura HelenaK	0/JE IC			WC NI claim 6D364984106421	
59344-2186-000-00	7/31/2019	105.97	0.00	USD	JRNLWA003	P	July 9th Insura HelenaK	0/JE IC			WC NI claim 6D364984005408	
59400-2186-000-00	7/31/2019	1,224.16	0.00	USD	JRNLWA003	P	Western Pcard HelenaK	0/JE IC			WESTERN WASHINGTON CON--ROGER SWALANDER	
59401-2186-000-00	7/31/2019	1,498.32	0.00	USD	JRNLWA003	P	Balance Sheet HeatherH	0/JE IC			Western Truck	
59341-2186-000-00	8/31/2019	115.11	0.00	USD	JRNLWA003	P	Aug 7th Insura HelenaK	0/JE IC			Auto NI claim 55564959357645	
59343-2186-000-00	8/31/2019	19,070.00	0.00	USD	JRNLWA003	P	Aug 7th Insura HelenaK	0/JE IC			WC NI claim 6D364984106421	
59400-2186-000-00	8/31/2019	385.30	0.00	USD	JRNLWA003	P	Western Pcard LaurenTi	0/JE IC			GRAYS HARBOR PUD--ROGER SWALANDER	
59341-2186-000-00	9/30/2019	1,250.00	0.00	USD	JRNLWA003	P	Sept 6th Insur HeatherWe	0/JE IC			Auto NI claim 55561670307670	
59341-2186-000-00	9/30/2019	5,300.00	0.00	USD	JRNLWA003	P	Sept 6th Insur HeatherWe	0/JE IC			Auto NI claim 55561670308143	
59341-2186-000-00	10/31/2019	566.18	0.00	USD	JRNLWA003	P	Oct 7th Insurar HeatherWe	0/JE IC			Auto NI claim 55561670308143	
59343-2186-000-00	10/31/2019	2,800.00	0.00	USD	JRNLWA003	P	Oct 7th Insurar HeatherWe	0/JE IC			WC NI claim 6D361660509124	

Journal Entry Query Tool

v.4.6

NOTE: Ctrl+Shift+J to pull data

Note: This is the 5 year average of insurance claim accounts.

Date Range:
From: 2016-04
To: 2021-03

Other Criteria
Districts: 2186
Accts: 59341,59342,59343,59344,59400,59401
System:
Subsystem:
Vendor Code:
Amount From:
Amount To:
Posting:

Total of Entries: 78,464.08 0.00 *pstd: P = Posted, U = Unposted, S = Staged, C:0 = I/C Unposted, -1 = Hanging out there.
Num of Entries Shown: 98 98 *records limit: 10000

Full Account	Date	Amount USD	Amount CAD	Nat Currency	Journal Cont	Psted*	Journal Descrip	User	R/Type	Vendor Code	One Time Vendor	Further Description	Date Doc
59344-2186-000-00	4/13/2016	3.05	0.00	USD	JRNLWA003	P	April 12th Insur	HeatherWe	0/JE IC			WC NI claim 69674942439074	
59343-2186-000-00	10/31/2019	2,800.00	0.00	USD	JRNLWA003	P	Oct 7th Insurar	HeatherWe	0/JE IC			WC NI claim 6D367802082410	
59343-2186-000-00	11/30/2019	3,400.00	0.00	USD	JRNLWA004	P	Nov 7th Insura	HelenaK	0/JE IC			WC NI claim 6D361660509124	
59343-2186-000-00	11/30/2019	1,600.00	0.00	USD	JRNLWA004	P	Nov 7th Insura	HelenaK	0/JE IC			WC NI claim 6D367802082410	
59341-2186-000-00	12/31/2019	(1,250.00)	0.00	USD	JRNLWA004	P	Dec 6th Insura	HeatherWe	0/JE IC			Auto NI claim 55561670307670	
59341-2186-000-00	12/31/2019	(28.00)	0.00	USD	JRNLWA004	P	Dec 6th Insura	HeatherWe	0/JE IC			Auto NI claim 55561670308143	
59342-2186-000-00	1/31/2020	8.20	0.00	USD	JRNLWA004	P	Jan 13th Insur	HeatherWe	0/JE IC			Auto NI claim 55561670984005	
59401-2186-000-00	1/31/2020	74.28	0.00	USD	JRNLWA004	P	OPEX13 - Pca	HelenaK	0/JE IC			BUCK ELECTRIC ACE HDWE~ROGER SWALANDER	
59401-2186-000-00	2/29/2020	(74.28)	0.00	USD	JRNLWA004	P	OPEX13 - Pca	HelenaK	0/JE IC			BUCK ELECTRIC ACE HDWE~ROGER SWALANDER	
59400-2186-000-00	2/29/2020	74.28	0.00	USD	JRNLWA004	P	Pcard Activity	HeatherWe	0/JE IC			BUCK ELECTRIC ACE HDWE~ROGER SWALANDER	
59344-2186-000-00	4/30/2020	(4,604.89)	0.00	USD	JRNLWA004	P	Apr 30th Insur	LaurenTi	0/JE IC			WC NI claim 6D361660509124	
59344-2186-000-00	4/30/2020	#####	0.00	USD	JRNLWA004	P	Apr 30th Insur	LaurenTi	0/JE IC			WC NI claim 6D364984106421	
59344-2186-000-00	4/30/2020	20,390.00	0.00	USD	JRNLWA004	P	Apr 30th Insur	LaurenTi	0/JE IC			WC NI claim 6D367802082410	
59342-2186-000-00	5/31/2020	(38.71)	0.00	USD	JRNLWA004	P	May 29th Insur	HeatherH	0/JE IC			Auto NI claim 55561670308143	
59344-2186-000-00	7/31/2020	(6,961.75)	0.00	USD	JRNLWA004	P	July 31st Insur	HeatherH	0/JE IC			WC NI claim 6D367802082410	
59344-2186-000-00	8/31/2020	908.00	0.00	USD	JRNLWA004	P	August 31st S	HelenaK	0/JE IC			WC NI claim 6D367802082410	
59400-2186-000-00	9/30/2020	872.00	0.00	USD	JRNLWA004	P	2020-09 S Le	awatson	0/JE IC			VUS000035067: PO 01887: HIGRADE ASHPALT	
59400-2186-000-00	10/5/2020	872.00	0.00	USD	JRNLWA004	P	From Voucher	JeffS	0/JE IC	VUS000035067		HIGRADE ASHPALT & SEALCOAT INC	9/3/20
59400-2186-000-00	10/31/2020	(872.00)	0.00	USD	JRNLWA004	P	2020-09 S Le	awatson	0/JE IC			VUS000035067: PO 01887: HIGRADE ASHPALT	
59343-2186-000-00	12/31/2020	627.42	0.00	USD	JRNLWA004	P	Dec 31st Self	I HeatherH	0/JE IC			WC NI claim 6D361662911656	
59343-2186-000-00	12/31/2020	2,800.00	0.00	USD	JRNLWA004	P	Dec 31st Self	I HeatherH	0/JE IC			WC NI claim 6D361663081716	
59401-2186-000-00	12/31/2020	1,944.00	0.00	USD	JRNLWA004	P	Balance Sheet	LauraKa	0/JE STD			KS Fencing	
59401-2186-000-00	1/31/2021	944.00	0.00	USD	JRNLWA004	P	Pcard Activity	ahuynh	0/JE IC			SQ KS FENCING~ROGER SWALANDER	
59344-2186-000-00	1/31/2021	5,300.00	0.00	USD	JRNLWA004	P	January 29th	HelenaK	0/JE IC			WC NI claim 6D361663081716	
59344-2186-000-00	2/28/2021	6.66	0.00	USD	JRNLWA004	P	February 26th	HelenaK	0/JE IC			WC NI claim 6D364984106421	
59400-2186-000-00	2/28/2021	95.16	0.00	USD	JRNLWA004	P	2021-02 Pcard	HeatherH	0/JE IC			THE HOME DEPOT #8964~ROGER SWALANDER	
59341-2186-000-00	3/31/2021	1,250.00	0.00	USD	JRNLWA004	P	March 31st Se	HeatherH	0/JE IC			Auto NI claim 55561673625237	
59343-2186-000-00	3/31/2021	140.29	0.00	USD	JRNLWA004	P	March 31st Se	HeatherH	0/JE IC			WC NI claim 6D361663405149	

Journal Entry Query Tool

v.4.6

NOTE: Ctrl+Shift+J to pull data

Note: This is the 5 year average of insurance claim accounts.

Date Range:
From: 2016-04
To: 2021-03

Districts:
Accts:
System:
Subsystem:

Total of Entries: 78,464.08 0.00 *pstd: P = Posted, U = Unposted, S = Staged, C:0 = I/C Unposted, -1 = Hanging out there.
Num of Entries Shown: 98 98 *records limit: 10000

Full Account	Date	Amount USD	Amount CAD	Nat Currency	Journal Cont	Pstd*	Journal Descrip	User	R/Type	Vendor Code
59344-2186-000-00	4/13/2016	3.05	0.00	USD	JRNLWA003	P	April 12th Insur	HeatherWe	0/JE IC	

Sum of Amount USD	Column Labels 2016	2017	2018	2019	2020	2021 Qtr1	Grand Total
Row Labels							
59341-2186-000-00		-	6,134.25	9,755.57		1,250.00	17,139.82
59342-2186-000-00	2,020.74	3,979.26	(84.00)		(30.51)		5,885.49
59343-2186-000-00		266.25	97.90	34,470.00	3,427.42	140.29	38,401.86
59344-2186-000-00	194.73			571.17	(2,935.04)	5,306.66	3,137.52
59400-2186-000-00	492.00	19.67	3,648.79	2,890.95	946.28	95.16	8,092.85
59401-2186-000-00				2,918.54	1,944.00	944.00	5,806.54
Grand Total	2,707.47	4,265.18	9,796.94	50,606.23	3,352.15	7,736.11	78,464.08

Sum of Amount USD	Column Labels 2016	2017	2018	2019	2020	2021	Grand Total	Averages	Per GL	Difference
Row Labels										
59341-2186-000-00		-	6,134.25	9,755.57		1,250.00	17,139.82	3,427.96	1,250.00	2,177.96
59342-2186-000-00	2,020.74	3,979.26	(84.00)		(30.51)		5,885.49	1,177.10	(38.71)	1,215.81
59343-2186-000-00		266.25	97.90	34,470.00	3,427.42	140.29	38,401.86	7,680.37	3,567.71	4,112.66
59344-2186-000-00	194.73			571.17	(2,935.04)	5,306.66	3,137.52	627.50	2,371.62	(1,744.12)
59400-2186-000-00	492.00	19.67	3,648.79	2,890.95	946.28	95.16	8,092.85	1,618.57	967.16	651.41
59401-2186-000-00				2,918.54	1,944.00	944.00	5,806.54	1,161.31	2,888.00	(1,726.69)
Grand Total	2,707.47	4,265.18	9,796.94	50,606.23	3,352.15	7,736.11	78,464.08	15,692.82	11,005.78	4,687.04

Note: We adjusted the GL to the 5 year average of the insurance claims accounts. These averages were then allocated based on DHs.

Journal Entry Query Tool
v.4.6

NOTE: Ctrl+Shift+J to pull data

Date Range:
From: 2020-04
To: 2021-03

Other Criteria		Vendor Code:
Districts:	2186	Amount From:
Accts:	70195	Amount To:
System:		Posting:
Subsystem:		

Total of Entries:	5,286.20	0.00	*pstd: P = Posted, U = Unposted, S = Staged, C:0 = I/C Unposted, -1 = Hanging out there.
Num of Entries Shown:	33	33	*records limit: 10000

Full Account	Date	Amount USD	Amount CAD	Nat Currency	Journal Control Num	Pstd*	Journal Description	User	R/Type	Vendor Code	One Time Vendor	Further Description	Date Doc
70195-2186-000-00	4/3/2020	327.03	0.00	USD	JRNLWA00406817	P	From Voucher Posting.	JudyA	0/JE IC	VUS000014985		WASHINGTON REFUSE & RECYCLING ASSC	4/1/20
70195-2186-000-00	4/30/2020	162.00	0.00	USD	JRNLWA00408917	P	OPEX13 - Pcard Accrual	LaurenTi	0/JE IC			SOUND CIRCULATION-ROGER SWALANDER	
70195-2186-000-00	4/30/2020	(150.00)	0.00	USD	JRNLWA00408932	P	2020-04 TacH PO Log Accr	LaurenTi	0/JE IC			PO 02192: ASSOCIATION OF WASHINGTON BUSI	
70195-2186-000-00	4/30/2020	150.00	0.00	USD	JRNLWA00408932	P	2020-04 TacH PO Log Accr	LaurenTi	0/JE IC			199684 - AWB Association of WA Business	
70195-2186-000-00	5/5/2020	327.03	0.00	USD	JRNLWA00408309	P	From Voucher Posting.	JudyA	0/JE IC	VUS000014985		WASHINGTON REFUSE & RECYCLING ASSC	5/1/20
70195-2186-000-00	5/8/2020	150.00	0.00	USD	JRNLWA00409282	P	From Voucher Posting.	MariaJ	0/JE IC	VUS000014809		ASSOCIATION OF WASHINGTON BUSINESS	3/1/20
70195-2186-000-00	5/31/2020	(162.00)	0.00	USD	JRNLWA00408966	P	OPEX13 - Pcard Accrual	LaurenTi	0/JE IC			SOUND CIRCULATION-ROGER SWALANDER	
70195-2186-000-00	5/31/2020	150.00	0.00	USD	JRNLWA00408972	P	2020-04 TacH PO Log Accr	LaurenTi	0/JE IC			PO 02192: ASSOCIATION OF WASHINGTON BUSI	
70195-2186-000-00	5/31/2020	(150.00)	0.00	USD	JRNLWA00408972	P	2020-04 TacH PO Log Accr	LaurenTi	0/JE IC			199684 - AWB Association of WA Business	
70195-2186-000-00	5/31/2020	162.00	0.00	USD	JRNLWA00409638	P	Pcard Activity - May	HeatherWe	0/JE IC			SOUND CIRCULATION-ROGER SWALANDER	
70195-2186-000-00	6/10/2020	327.03	0.00	USD	JRNLWA00410727	P	From Voucher Posting.	asnell	0/JE IC	VUS000014985		WASHINGTON REFUSE & RECYCLING ASSC	6/1/20
70195-2186-000-00	6/30/2020	(532.00)	0.00	USD	JRNLWA00410837	P	UCP061720	HelenaK	0/JE IC			CHK2656166	
70195-2186-000-00	6/30/2020	735.00	0.00	USD	JRNLWA00411752	P	OPEX13 - Pcard Accrual	HelenaK	0/JE IC			GREATER GRAYS HARBOR INC.-ROGER SWALANDE	
70195-2186-000-00	6/30/2020	532.00	0.00	USD	JRNLWA00411926	P	2020-06 S LeMay PO Log Accrual	LaurenTi	0/JE IC			PCARD: PO 00044: Ocean Shores Chamber of	
70195-2186-000-00	7/21/2020	317.13	0.00	USD	JRNLWA00412403	P	From Voucher Posting.	asnell	0/JE IC	VUS000014985		WASHINGTON REFUSE & RECYCLING ASSC	7/1/20
70195-2186-000-00	7/31/2020	(735.00)	0.00	USD	JRNLWA00411816	P	OPEX13 - Pcard Accrual	HelenaK	0/JE IC			GREATER GRAYS HARBOR INC.-ROGER SWALANDE	
70195-2186-000-00	7/31/2020	(532.00)	0.00	USD	JRNLWA00411937	P	2020-06 S LeMay PO Log Accrual	LaurenTi	0/JE IC			PCARD: PO 00044: Ocean Shores Chamber of	
70195-2186-000-00	7/31/2020	735.00	0.00	USD	JRNLWA00412755	P	Pcard Activity - July	HeatherH	0/JE IC			GREATER GRAYS HARBOR INC.-ROGER SWALANDE	
70195-2186-000-00	7/31/2020	532.00	0.00	USD	JRNLWA00413546	P	2020-07 S LeMay PO Log Accrual	JacobMas	0/JE IC			PCARD: PO 00044: Ocean Shores Chamber of	
70195-2186-000-00	8/13/2020	327.03	0.00	USD	JRNLWA00413823	P	From Voucher Posting.	JudyA	0/JE IC	VUS000014985		WASHINGTON REFUSE & RECYCLING ASSC	8/1/20
70195-2186-000-00	8/31/2020	(532.00)	0.00	USD	JRNLWA00413636	P	2020-07 S LeMay PO Log Accrual	HeatherH	0/JE IC			PCARD: PO 00044: Ocean Shores Chamber of	
70195-2186-000-00	9/18/2020	327.03	0.00	USD	JRNLWA00415420	P	From Voucher Posting.	JeffS	0/JE IC	VUS000014985		WASHINGTON REFUSE & RECYCLING ASSC	9/1/20
70195-2186-000-00	10/21/2020	327.03	0.00	USD	JRNLWA00417063	P	From Voucher Posting.	JudyA	0/JE IC	VUS000014985		WASHINGTON REFUSE & RECYCLING ASSC	10/1/20
70195-2186-000-00	11/24/2020	327.03	0.00	USD	JRNLWA00418596	P	From Voucher Posting.	JudyA	0/JE IC	VUS000014985		WASHINGTON REFUSE & RECYCLING ASSC	11/1/20
70195-2186-000-00	12/11/2020	327.03	0.00	USD	JRNLWA00420052	P	From Voucher Posting.	JudyA	0/JE IC	VUS000014985		WASHINGTON REFUSE & RECYCLING ASSC	12/1/20
70195-2186-000-00	1/18/2021	342.61	0.00	USD	JRNLWA00421927	P	From Voucher Posting.	JudyA	0/JE IC	VUS000014985		WASHINGTON REFUSE & RECYCLING ASSC	1/1/21
70195-2186-000-00	2/12/2021	342.61	0.00	USD	JRNLWA00423527	P	From Voucher Posting.	JudyA	0/JE IC	VUS000014985		WASHINGTON REFUSE & RECYCLING ASSC	2/1/21
70195-2186-000-00	2/28/2021	275.00	0.00	USD	JRNLWA00424283	P	2021-02 Pcard Activity	HeatherH	0/JE IC			ELMA CHAMBER OF COMMERC-ROGER SWALANDER	
70195-2186-000-00	2/28/2021	385.00	0.00	USD	JRNLWA00424816	P	2021-02 S LeMay PO Log Accrual	ahuynh	0/JE IC			PCARD: PO 00468: Montesano chamber of co	
70195-2186-000-00	3/25/2021	342.61	0.00	USD	JRNLWA00425281	P	From Voucher Posting.	asnell	0/JE IC	VUS000014985		WASHINGTON REFUSE & RECYCLING ASSC	3/1/21
70195-2186-000-00	3/31/2021	(385.00)	0.00	USD	JRNLWA00424848	P	2021-02 S LeMay PO Log Accrual	ahuynh	0/JE IC			PCARD: PO 00468: Montesano chamber of co	
70195-2186-000-00	3/31/2021	150.00	0.00	USD	JRNLWA00425504	P	2021-03 Pcard Activity	ahuynh	0/JE IC			ASSOC OF WA BUSINESS 01-MARLENE EADES	
70195-2186-000-00	3/31/2021	385.00	0.00	USD	JRNLWA00425504	P	2021-03 Pcard Activity	ahuynh	0/JE IC			SQ MONTESANO CHAMBER OF-ROGER SWALANDER	

Journal Entry Query Tool

v.4.6

Total of Entries:	5,286.20	0.00
Num of Entries Shown:	33	33

Full Account	Date	Amount USD	Amount CAD
70195-2186-000-00	4/3/2020	327.03	0.00
Row Labels	Sum of Amount USD	Sum of Amount USD	
199684 - AWB Association of WA Business	-	-	x
ASSOC OF WA BUSINESS 01-MARLENE EADES	150.00	150.00	x
ASSOCIATION OF WASHINGTON BUSINESS	150.00	150.00	x
CHK2656166	(532.00)	(532.00)	x
ELMA CHAMBER OF COMMERC-ROGER SWALANDER	275.00	275.00	x
GREATER GRAYS HARBOR INC.-ROGER SWALANDE	735.00	735.00	x
PCARD: PO 00044: Ocean Shores Chamber of	-	-	
PCARD: PO 00468: Montesano chamber of co	-	-	
PO 02192: ASSOCIATION OF WASHINGTON BUSI	-	-	
SOUND CIRCULATION-ROGER SWALANDER	162.00	162.00	
SQ MONTESANO CHAMBER OF-ROGER SWALANDER	385.00	385.00	x
WASHINGTON REFUSE & RECYCLING ASSOC	3,961.20	3,961.20	
Grand Total	5,286.20	5,286.20	
		Unallowable	1,163.00
		WRRRA Lobbying unallowable	460.69
		Adjust out	1,623.69

Journal Entry Query Tool

v.4.6

NOTE: Ctrl+Shift+J to pull data

Date Range:

From: 2020-04
To: 2021-03

Other Criteria

Districts: 2186
Accts: 91010, 91015
System:
Subsyst

Vendor Code:
Amount From:
Amount To:
Posting: All

Total of Entries: (4,297.43) 0.00 *pstd: P = Posted, U = Unposted, S = Staged, C:0 = I/C Unposted, -1 = Hanging out there.
Num of Entries Shown: 9 9 *records limit: 10000

Full Account	Date	Amount USD	Amount CAD	Nat Currency	Journal Control Num	Pstd*	Journal Description	User	R/Type	Vendor (One Time \ Further Description)	FAR #	Description	LOB
91010-2186-000-00	5/31/2020	(1,045.32)	0.00	USD	JRNLWA00410342	P	May Proceeds	HelenaK	0/JE IC	FAS Proceeds	FAS #64649	20 Yard R/O Containers	RO Container
91010-2186-000-00	5/31/2020	(1,045.31)	0.00	USD	JRNLWA00410342	P	May Proceeds	HelenaK	0/JE IC	FAS Proceeds	FAS #64673	30 Yard R/O Containers	RO Container
91010-2186-000-00	5/31/2020	(69.07)	0.00	USD	JRNLWA00410342	P	May Proceeds	HelenaK	0/JE IC	FAS Proceeds	FAS #200575	1 YD Containers	Commercial Contain
91010-2186-000-00	5/31/2020	(69.06)	0.00	USD	JRNLWA00410342	P	May Proceeds	HelenaK	0/JE IC	FAS Proceeds	FAS #200588	1 YD Containers	Commercial Contain
91010-2186-000-00	5/31/2020	(69.06)	0.00	USD	JRNLWA00410342	P	May Proceeds	HelenaK	0/JE IC	FAS Proceeds	FAS #200594	2 YD Containers	Commercial Contain
91010-2186-000-00	5/31/2020	(69.06)	0.00	USD	JRNLWA00410342	P	May Proceeds	HelenaK	0/JE IC	FAS Proceeds	FAS #200604	3YD Containers	Commercial Contain
91015-2186-000-00	11/30/2020	69.45	0.00	USD	JRNLWA00418565	P	FAS Depr.Catch-up PY ;	HelenaK	0/JE IC	Depr. Catch-up 2016-2019-#61278	FAS #61278	Dolly (Shop Equipment)	Shop
91010-2186-000-00	1/31/2021	(1,500.00)	0.00	USD	JRNLWA00422954	P	January Proceeds	HelenaK	0/JE IC	FAS Proceeds	OREGON PARTS - FAS #114150		Non Reg
91010-2186-000-00	1/31/2021	(500.00)	0.00	USD	JRNLWA00422954	P	January Proceeds	HelenaK	0/JE IC	FAS Proceeds	OREGON PARTS - FAS #61246		Non Reg

End of List

Row Labels	PASTED VALUES			
	Sum of Amot	Sum of Amount USD	Reg	Non Reg
Commercial Container	(276.25)	(276.25)	(82.76)	(193.49)
Non Reg	(2,000.00)	(2,000.00)	-	(2,000.00)
RO Container	(2,090.63)	(2,090.63)	(884.55)	(1,206.08)
Shop	69.45	69.45	26.76	42.69
Grand Total	(4,297.43)	(4,297.43)	(940.55)	(3,356.88)

Journal Entry Query Tool

v.4.6

NOTE: Ctrl+Shift+J to pull data

Date Range:
From: 2020-04
To: 2021-03

Other Criteria
Districts: 2186
Accts: 50115, 50116, 50117, 52115, 52116, 52117, 55115, 55116, 55117, 56115, 60115
Vendor Code:
Amount From:
Amount To:
Posting:

Total of Entries: 708,664.28 0.00 *pst: P = Posted, U = Unposted, S = Staged, C:0 = I/C Unposted, -1 = Hanging out there.
Num of Entries Shown: 272 272 *records lim 10000

Full Account	Date	Amount USD	Amount CAD	Nat Currency	Journal Cor	Pstcd*	Journal De	User	R/Type	Vendor Code	One Time Vendor	Further Description	Date Doc
50116-2186-000-00	4/3/2020	34,264.35	0.00	USD	JRNLWA0C	P	From Vou	rasnell	0/JE IC	VUS000015317		NORTHWEST ADMINISTRATORS	3/31/20
50117-2186-000-00	4/3/2020	13,798.81	0.00	USD	JRNLWA0C	P	From Vou	rasnell	0/JE IC	VUS000012109		WESTERN CONFERENCE OF TEAMSTERS	3/31/20
52116-2186-000-00	4/3/2020	7,614.30	0.00	USD	JRNLWA0C	P	From Vou	rasnell	0/JE IC	VUS000015317		NORTHWEST ADMINISTRATORS	3/31/20
52117-2186-000-00	4/3/2020	2,308.64	0.00	USD	JRNLWA0C	P	From Vou	rasnell	0/JE IC	VUS000012109		WESTERN CONFERENCE OF TEAMSTERS	3/31/20
55116-2186-000-00	4/3/2020	1,269.05	0.00	USD	JRNLWA0C	P	From Vou	rasnell	0/JE IC	VUS000015317		NORTHWEST ADMINISTRATORS	3/31/20
55117-2186-000-00	4/3/2020	529.76	0.00	USD	JRNLWA0C	P	From Vou	rasnell	0/JE IC	VUS000012109		WESTERN CONFERENCE OF TEAMSTERS	3/31/20
52115-2186-000-00	4/30/2020	(43.86)	0.00	USD	JRNLWA0C	P	2020-03 B	LaurenTi	0/JE IC			B1:2020-8:401K ER Match WC	
70116-2186-000-00	4/30/2020	(77.18)	0.00	USD	JRNLWA0C	P	2020-03 B	LaurenTi	0/JE IC			B1:2020-8:401K ER Match WC	
50116-2186-000-00	4/30/2020	(34,264.35)	0.00	USD	JRNLWA0C	P	2020-03 N	LaurenTi	0/JE IC			VUS000015317: PO 01084: NORTHWEST ADMINI	
50117-2186-000-00	4/30/2020	(13,798.81)	0.00	USD	JRNLWA0C	P	2020-03 N	LaurenTi	0/JE IC			VUS000012109: PO 01085: WESTERN CONFEREN	
52116-2186-000-00	4/30/2020	(7,614.30)	0.00	USD	JRNLWA0C	P	2020-03 N	LaurenTi	0/JE IC			VUS000015317: PO 01084: NORTHWEST ADMINI	
52117-2186-000-00	4/30/2020	(2,308.64)	0.00	USD	JRNLWA0C	P	2020-03 N	LaurenTi	0/JE IC			VUS000012109: PO 01085: WESTERN CONFEREN	
55116-2186-000-00	4/30/2020	(1,269.05)	0.00	USD	JRNLWA0C	P	2020-03 N	LaurenTi	0/JE IC			VUS000015317: PO 01084: NORTHWEST ADMINI	
55117-2186-000-00	4/30/2020	(529.76)	0.00	USD	JRNLWA0C	P	2020-03 N	LaurenTi	0/JE IC			VUS000012109: PO 01085: WESTERN CONFEREN	
52115-2186-000-00	4/30/2020	244.46	0.00	USD	JRNLWA0C	P	B1 4/1/20-	JacobMas	0/JE IC			B1:2020-08:401K ER Match WC	
56115-2186-000-00	4/30/2020	141.29	0.00	USD	JRNLWA0C	P	B1 4/1/20-	JacobMas	0/JE IC			B1:2020-08:401K ER Match WC	
70116-2186-000-00	4/30/2020	575.92	0.00	USD	JRNLWA0C	P	B1 4/1/20-	JacobMas	0/JE IC			B1:2020-08:401K ER Match WC	
52115-2186-000-00	4/30/2020	245.00	0.00	USD	JRNLWA0C	P	B1 4/15/2	LaurenTi	0/JE IC			B1:2020-09:401K ER Match WC	
56115-2186-000-00	4/30/2020	141.29	0.00	USD	JRNLWA0C	P	B1 4/15/2	LaurenTi	0/JE IC			B1:2020-09:401K ER Match WC	
70116-2186-000-00	4/30/2020	566.36	0.00	USD	JRNLWA0C	P	B1 4/15/2	LaurenTi	0/JE IC			B1:2020-09:401K ER Match WC	
52115-2186-000-00	4/30/2020	35.36	0.00	USD	JRNLWA0C	P	2020-04 B	LaurenTi	0/JE IC			B1:2020-10:401K ER Match WC	
70116-2186-000-00	4/30/2020	152.40	0.00	USD	JRNLWA0C	P	2020-04 B	LaurenTi	0/JE IC			B1:2020-10:401K ER Match WC	
50116-2186-000-00	4/30/2020	8.40	0.00	USD	JRNLWA0C	P	Opex5-Re	LaurenTi	0/JE IC			Partial Deductions on Terminated employe	
50116-2186-000-00	4/30/2020	204.10	0.00	USD	JRNLWA0C	P	Opex5-Re	LaurenTi	0/JE IC			New Hire should not have accrued by mont	
50116-2186-000-00	4/30/2020	(2,755.35)	0.00	USD	JRNLWA0C	P	Opex5-Re	LaurenTi	0/JE IC			Accrual for Mar Hrs Apr Ded	
52116-2186-000-00	4/30/2020	(408.20)	0.00	USD	JRNLWA0C	P	Opex5-Re	LaurenTi	0/JE IC			Accrual for Mar Hrs Apr Ded	
55116-2186-000-00	4/30/2020	(102.05)	0.00	USD	JRNLWA0C	P	Opex5-Re	LaurenTi	0/JE IC			Accrual for Mar Hrs Apr Ded	
50116-2186-000-00	4/30/2020	34,264.35	0.00	USD	JRNLWA0C	P	2020-04 N	LaurenTi	0/JE IC			VUS000015317: PO 01416: NORTHWEST ADMINI	
50117-2186-000-00	4/30/2020	13,772.45	0.00	USD	JRNLWA0C	P	2020-04 N	LaurenTi	0/JE IC			VUS000012109: PO 01414: WESTERN CONFEREN	
52116-2186-000-00	4/30/2020	7,614.30	0.00	USD	JRNLWA0C	P	2020-04 N	LaurenTi	0/JE IC			VUS000015317: PO 01416: NORTHWEST ADMINI	
52117-2186-000-00	4/30/2020	2,581.26	0.00	USD	JRNLWA0C	P	2020-04 N	LaurenTi	0/JE IC			VUS000012109: PO 01414: WESTERN CONFEREN	
55116-2186-000-00	4/30/2020	1,269.05	0.00	USD	JRNLWA0C	P	2020-04 N	LaurenTi	0/JE IC			VUS000015317: PO 01416: NORTHWEST ADMINI	
55117-2186-000-00	4/30/2020	529.76	0.00	USD	JRNLWA0C	P	2020-04 N	LaurenTi	0/JE IC			VUS000012109: PO 01414: WESTERN CONFEREN	
70116-2186-000-99	4/30/2020	27.06	0.00	USD	JRNLWA0C	P	Western F	LaurenTi	0/JE IC			Region Payroll alloc	
70116-2186-000-99	4/30/2020	169.26	0.00	USD	JRNLWA0C	P	Western F	LaurenTi	0/JE IC			Region PR Alloc	
50117-2186-000-00	5/5/2020	13,772.45	0.00	USD	JRNLWA0C	P	From Vou	JudyA	0/JE IC	VUS000012109		WESTERN CONFERENCE OF TEAMSTERS	4/30/20
52117-2186-000-00	5/5/2020	2,581.26	0.00	USD	JRNLWA0C	P	From Vou	JudyA	0/JE IC	VUS000012109		WESTERN CONFERENCE OF TEAMSTERS	4/30/20
55117-2186-000-00	5/5/2020	529.76	0.00	USD	JRNLWA0C	P	From Vou	JudyA	0/JE IC	VUS000012109		WESTERN CONFERENCE OF TEAMSTERS	4/30/20
50116-2186-000-00	5/6/2020	34,264.35	0.00	USD	JRNLWA0C	P	From Vou	JudyA	0/JE IC	VUS000015317		NORTHWEST ADMINISTRATORS	4/30/20
52116-2186-000-00	5/6/2020	7,614.30	0.00	USD	JRNLWA0C	P	From Vou	JudyA	0/JE IC	VUS000015317		NORTHWEST ADMINISTRATORS	4/30/20
55116-2186-000-00	5/6/2020	1,269.05	0.00	USD	JRNLWA0C	P	From Vou	JudyA	0/JE IC	VUS000015317		NORTHWEST ADMINISTRATORS	4/30/20
52115-2186-000-00	5/31/2020	(35.36)	0.00	USD	JRNLWA0C	P	2020-04 B	HeatherW	0/JE IC			B1:2020-10:401K ER Match WC	
70116-2186-000-00	5/31/2020	(152.40)	0.00	USD	JRNLWA0C	P	2020-04 B	HeatherW	0/JE IC			B1:2020-10:401K ER Match WC	
50116-2186-000-00	5/31/2020	(34,264.35)	0.00	USD	JRNLWA0C	P	2020-04 N	LaurenTi	0/JE IC			VUS000015317: PO 01416: NORTHWEST ADMINI	
50117-2186-000-00	5/31/2020	(13,772.45)	0.00	USD	JRNLWA0C	P	2020-04 N	LaurenTi	0/JE IC			VUS000012109: PO 01414: WESTERN CONFEREN	
52116-2186-000-00	5/31/2020	(7,614.30)	0.00	USD	JRNLWA0C	P	2020-04 N	LaurenTi	0/JE IC			VUS000015317: PO 01416: NORTHWEST ADMINI	
52117-2186-000-00	5/31/2020	(2,581.26)	0.00	USD	JRNLWA0C	P	2020-04 N	LaurenTi	0/JE IC			VUS000012109: PO 01414: WESTERN CONFEREN	
55116-2186-000-00	5/31/2020	(1,269.05)	0.00	USD	JRNLWA0C	P	2020-04 N	LaurenTi	0/JE IC			VUS000015317: PO 01416: NORTHWEST ADMINI	
55117-2186-000-00	5/31/2020	(529.76)	0.00	USD	JRNLWA0C	P	2020-04 N	LaurenTi	0/JE IC			VUS000012109: PO 01414: WESTERN CONFEREN	
52115-2186-000-00	5/31/2020	245.06	0.00	USD	JRNLWA0C	P	B1 5/1/20	LaurenTi	0/JE IC			B1:2020-10:401K ER Match WC	
56115-2186-000-00	5/31/2020	141.29	0.00	USD	JRNLWA0C	P	B1 5/1/20	LaurenTi	0/JE IC			B1:2020-10:401K ER Match WC	
70116-2186-000-00	5/31/2020	580.80	0.00	USD	JRNLWA0C	P	B1 5/1/20	LaurenTi	0/JE IC			B1:2020-10:401K ER Match WC	
52115-2186-000-00	5/31/2020	43.92	0.00	USD	JRNLWA0C	P	2020-05 B	HeatherW	0/JE IC			B1:2020-12:401K ER Match WC	
70116-2186-000-00	5/31/2020	193.27	0.00	USD	JRNLWA0C	P	2020-05 B	HeatherW	0/JE IC			B1:2020-12:401K ER Match WC	
52115-2186-000-00	5/31/2020	244.46	0.00	USD	JRNLWA0C	P	B1 5/14/2	HeatherW	0/JE IC			B1:2020-11:401K ER Match WC	
56115-2186-000-00	5/31/2020	141.29	0.00	USD	JRNLWA0C	P	B1 5/14/2	HeatherW	0/JE IC			B1:2020-11:401K ER Match WC	
70116-2186-000-00	5/31/2020	565.16	0.00	USD	JRNLWA0C	P	B1 5/14/2	HeatherW	0/JE IC			B1:2020-11:401K ER Match WC	
52115-2186-000-00	5/31/2020	(245.06)	0.00	USD	JRNLWA0C	P	REVERSE	JacobMas	0/JE IC			B1:2020-10:401K ER Match WC	
56115-2186-000-00	5/31/2020	(141.29)	0.00	USD	JRNLWA0C	P	REVERSE	JacobMas	0/JE IC			B1:2020-10:401K ER Match WC	
70116-2186-000-00	5/31/2020	(580.80)	0.00	USD	JRNLWA0C	P	REVERSE	JacobMas	0/JE IC			B1:2020-10:401K ER Match WC	
52115-2186-000-00	5/31/2020	245.06	0.00	USD	JRNLWA0C	P	Correct B1	JacobMas	0/JE IC			B1:2020-10:401K ER Match WC	
56115-2186-000-00	5/31/2020	141.29	0.00	USD	JRNLWA0C	P	Correct B1	JacobMas	0/JE IC			B1:2020-10:401K ER Match WC	
70116-2186-000-00	5/31/2020	580.80	0.00	USD	JRNLWA0C	P	Correct B1	JacobMas	0/JE IC			B1:2020-10:401K ER Match WC	
52115-2186-000-00	5/31/2020	(244.46)	0.00	USD	JRNLWA0C	P	REVERSE	JacobMas	0/JE IC			B1:2020-11:401K ER Match WC	
56115-2186-000-00	5/31/2020	(141.29)	0.00	USD	JRNLWA0C	P	REVERSE	JacobMas	0/JE IC			B1:2020-11:401K ER Match WC	
70116-2186-000-00	5/31/2020	(565.16)	0.00	USD	JRNLWA0C	P	REVERSE	JacobMas	0/JE IC			B1:2020-11:401K ER Match WC	
52115-2186-000-00	5/31/2020	244.46	0.00	USD	JRNLWA0C	P	Correct B1	JacobMas	0/JE IC			B1:2020-11:401K ER Match WC	
56115-2186-000-00	5/31/2020	141.29	0.00	USD	JRNLWA0C	P	Correct B1	JacobMas	0/JE IC			B1:2020-11:401K ER Match WC	
70116-2186-000-00	5/31/2020	565.16	0.00	USD	JRNLWA0C	P	Correct B1	JacobMas	0/JE IC			B1:2020-11:401K ER Match WC	
50116-2186-000-00	5/31/2020	(2,755.35)	0.00	USD	JRNLWA0C	P	Opex5-Re	LaurenTi	0/JE IC			Accrual for May Hrs Jun Ded	
52116-2186-000-00	5/31/2020	(612.30)	0.00	USD	JRNLWA0C	P	Opex5-Re	LaurenTi	0/JE IC			Accrual for May Hrs Jun Ded	

Journal Entry Query Tool

v.4.6

NOTE: Ctrl+Shift+J to pull data

Date Range:
From: 2020-04
To: 2021-03

Other Criteria
Districts: 2186
Accts: 50115, 50116, 50117, 52115, 52116, 52117, 55115, 55116, 55117, 56115, 60115
Vendor Code:
Amount From:
Amount To:
Posting:
System:
Subsystem:

Total of Entries: 708,664.28 0.00 *pst: P = Posted, U = Unposted, S = Staged, C:0 = I/C Unposted, -1 = Hanging out there.
Num of Entries Shown: 272 272 *records lim 10000

Full Account	Date	Amount USD	Amount CAD	Nat Currency	Journal Cor	Pstcd*	Journal De	User	R/Type	Vendor Code	One Time Vendor	Further Description	Date Doc
50116-2186-000-00	4/3/2020	34,264.35	0.00	USD	JRNLWA0C	P	From Vou	rasnell	0/JE IC	VUS000015317		NORTHWEST ADMINISTRATORS	3/31/20
55116-2186-000-00	5/31/2020	(102.05)	0.00	USD	JRNLWA0C	P	Opex5-Re	LaurenTi	0/JE IC			Accrual for May Hrs Jun Ded	
50116-2186-000-00	5/31/2020	34,264.35	0.00	USD	JRNLWA0C	P	2020-05 N	LaurenTi	0/JE IC			VUS000015317: PO 01733: NORTHWEST ADMINI	
50117-2186-000-00	5/31/2020	13,110.06	0.00	USD	JRNLWA0C	P	2020-05 N	LaurenTi	0/JE IC			VUS000012109: PO 01724: WESTERN CONFEREN	
52116-2186-000-00	5/31/2020	7,614.30	0.00	USD	JRNLWA0C	P	2020-05 N	LaurenTi	0/JE IC			VUS000015317: PO 01733: NORTHWEST ADMINI	
52117-2186-000-00	5/31/2020	2,528.40	0.00	USD	JRNLWA0C	P	2020-05 N	LaurenTi	0/JE IC			VUS000012109: PO 01724: WESTERN CONFEREN	
55116-2186-000-00	5/31/2020	1,269.05	0.00	USD	JRNLWA0C	P	2020-05 N	LaurenTi	0/JE IC			VUS000015317: PO 01733: NORTHWEST ADMINI	
55117-2186-000-00	5/31/2020	505.68	0.00	USD	JRNLWA0C	P	2020-05 N	LaurenTi	0/JE IC			VUS000012109: PO 01724: WESTERN CONFEREN	
70116-2186-000-99	5/31/2020	25.83	0.00	USD	JRNLWA0C	P	Western F	LaurenTi	0/JE IC			Region Payroll alloc	
70116-2186-000-99	5/31/2020	181.52	0.00	USD	JRNLWA0C	P	Western F	LaurenTi	0/JE IC			Region PR Alloc	
50116-2186-000-00	6/9/2020	34,264.35	0.00	USD	JRNLWA0C	P	From Vou	JudyA	0/JE IC	VUS000015317		NORTHWEST ADMINISTRATORS	5/31/20
50117-2186-000-00	6/9/2020	13,110.06	0.00	USD	JRNLWA0C	P	From Vou	JudyA	0/JE IC	VUS000012109		WESTERN CONFERENCE OF TEAMSTERS	5/31/20
52116-2186-000-00	6/9/2020	7,614.30	0.00	USD	JRNLWA0C	P	From Vou	JudyA	0/JE IC	VUS000015317		NORTHWEST ADMINISTRATORS	5/31/20
52117-2186-000-00	6/9/2020	2,528.40	0.00	USD	JRNLWA0C	P	From Vou	JudyA	0/JE IC	VUS000012109		WESTERN CONFERENCE OF TEAMSTERS	5/31/20
55116-2186-000-00	6/9/2020	1,269.05	0.00	USD	JRNLWA0C	P	From Vou	JudyA	0/JE IC	VUS000015317		NORTHWEST ADMINISTRATORS	5/31/20
55117-2186-000-00	6/9/2020	505.68	0.00	USD	JRNLWA0C	P	From Vou	JudyA	0/JE IC	VUS000012109		WESTERN CONFERENCE OF TEAMSTERS	5/31/20
52115-2186-000-00	6/30/2020	(43.92)	0.00	USD	JRNLWA0C	P	2020-05 B	HeatherH	0/JE IC			B1:2020-12:401K ER Match WC	
70116-2186-000-00	6/30/2020	(193.27)	0.00	USD	JRNLWA0C	P	2020-05 B	HeatherH	0/JE IC			B1:2020-12:401K ER Match WC	
50116-2186-000-00	6/30/2020	(34,264.35)	0.00	USD	JRNLWA0C	P	2020-05 N	LaurenTi	0/JE IC			VUS000015317: PO 01733: NORTHWEST ADMINI	
50117-2186-000-00	6/30/2020	(13,110.06)	0.00	USD	JRNLWA0C	P	2020-05 N	LaurenTi	0/JE IC			VUS000012109: PO 01724: WESTERN CONFEREN	
52116-2186-000-00	6/30/2020	(7,614.30)	0.00	USD	JRNLWA0C	P	2020-05 N	LaurenTi	0/JE IC			VUS000015317: PO 01733: NORTHWEST ADMINI	
52117-2186-000-00	6/30/2020	(2,528.40)	0.00	USD	JRNLWA0C	P	2020-05 N	LaurenTi	0/JE IC			VUS000012109: PO 01724: WESTERN CONFEREN	
55116-2186-000-00	6/30/2020	(1,269.05)	0.00	USD	JRNLWA0C	P	2020-05 N	LaurenTi	0/JE IC			VUS000015317: PO 01733: NORTHWEST ADMINI	
55117-2186-000-00	6/30/2020	(505.68)	0.00	USD	JRNLWA0C	P	2020-05 N	LaurenTi	0/JE IC			VUS000012109: PO 01724: WESTERN CONFEREN	
50116-2186-000-00	6/30/2020	34,264.35	0.00	USD	JRNLWA0C	P	From Vou	JeffS	0/JE IC	VUS000015317		NORTHWEST ADMINISTRATORS	6/30/20
50117-2186-000-00	6/30/2020	13,910.00	0.00	USD	JRNLWA0C	P	From Vou	JeffS	0/JE IC	VUS000012109		WESTERN CONFERENCE OF TEAMSTERS	6/30/20
52116-2186-000-00	6/30/2020	7,614.30	0.00	USD	JRNLWA0C	P	From Vou	JeffS	0/JE IC	VUS000015317		NORTHWEST ADMINISTRATORS	6/30/20
52117-2186-000-00	6/30/2020	2,692.80	0.00	USD	JRNLWA0C	P	From Vou	JeffS	0/JE IC	VUS000012109		WESTERN CONFERENCE OF TEAMSTERS	6/30/20
55116-2186-000-00	6/30/2020	1,269.05	0.00	USD	JRNLWA0C	P	From Vou	JeffS	0/JE IC	VUS000015317		NORTHWEST ADMINISTRATORS	6/30/20
55117-2186-000-00	6/30/2020	538.56	0.00	USD	JRNLWA0C	P	From Vou	JeffS	0/JE IC	VUS000012109		WESTERN CONFERENCE OF TEAMSTERS	6/30/20
50116-2186-000-00	6/30/2020	(2,755.35)	0.00	USD	JRNLWA0C	P	Opex5-Re	LaurenTi	0/JE IC			Accrual for Jun Hrs July Ded	
50116-2186-000-00	6/30/2020	204.10	0.00	USD	JRNLWA0C	P	Opex5-Re	LaurenTi	0/JE IC			Clinton Carter and Michael Mitchell On L	
52116-2186-000-00	6/30/2020	(612.30)	0.00	USD	JRNLWA0C	P	Opex5-Re	LaurenTi	0/JE IC			Accrual for Jun Hrs July Ded	
55116-2186-000-00	6/30/2020	(102.05)	0.00	USD	JRNLWA0C	P	Opex5-Re	LaurenTi	0/JE IC			Accrual for Jun Hrs July Ded	
50116-2186-000-00	7/31/2020	34,264.35	0.00	USD	JRNLWA0C	P	From Vou	JeffS	0/JE IC	VUS000015317		NORTHWEST ADMINISTRATORS	7/31/20
50117-2186-000-00	7/31/2020	15,582.35	0.00	USD	JRNLWA0C	P	From Vou	JeffS	0/JE IC	VUS000012109		WESTERN CONFERENCE OF TEAMSTERS	7/31/20
52116-2186-000-00	7/31/2020	7,614.30	0.00	USD	JRNLWA0C	P	From Vou	JeffS	0/JE IC	VUS000015317		NORTHWEST ADMINISTRATORS	7/31/20
52117-2186-000-00	7/31/2020	2,815.20	0.00	USD	JRNLWA0C	P	From Vou	JeffS	0/JE IC	VUS000012109		WESTERN CONFERENCE OF TEAMSTERS	7/31/20
55116-2186-000-00	7/31/2020	1,269.05	0.00	USD	JRNLWA0C	P	From Vou	JeffS	0/JE IC	VUS000015317		NORTHWEST ADMINISTRATORS	7/31/20
55117-2186-000-00	7/31/2020	563.04	0.00	USD	JRNLWA0C	P	From Vou	JeffS	0/JE IC	VUS000012109		WESTERN CONFERENCE OF TEAMSTERS	7/31/20
50116-2186-000-00	7/31/2020	(2,755.35)	0.00	USD	JRNLWA0C	P	Opex5-Re	JacobMas	0/JE IC			Accrual for July Hrs Aug Ded	
52116-2186-000-00	7/31/2020	(612.30)	0.00	USD	JRNLWA0C	P	Opex5-Re	JacobMas	0/JE IC			Accrual for July Hrs Aug Ded	
55116-2186-000-00	7/31/2020	(102.05)	0.00	USD	JRNLWA0C	P	Opex5-Re	JacobMas	0/JE IC			Accrual for July Hrs Aug Ded	
50116-2186-000-00	8/31/2020	34,264.35	0.00	USD	JRNLWA0C	P	2020-08 N	LaurenTi	0/JE IC			VUS000015317: PO 02612: NORTHWEST ADMINI	
50117-2186-000-00	8/31/2020	13,834.82	0.00	USD	JRNLWA0C	P	2020-08 N	LaurenTi	0/JE IC			VUS000012109: PO 02611: WESTERN CONFEREN	
52116-2186-000-00	8/31/2020	8,883.35	0.00	USD	JRNLWA0C	P	2020-08 N	LaurenTi	0/JE IC			VUS000015317: PO 02612: NORTHWEST ADMINI	
52117-2186-000-00	8/31/2020	2,503.17	0.00	USD	JRNLWA0C	P	2020-08 N	LaurenTi	0/JE IC			VUS000012109: PO 02611: WESTERN CONFEREN	
55116-2186-000-00	8/31/2020	1,269.05	0.00	USD	JRNLWA0C	P	2020-08 N	LaurenTi	0/JE IC			VUS000015317: PO 02612: NORTHWEST ADMINI	
55117-2186-000-00	8/31/2020	514.08	0.00	USD	JRNLWA0C	P	2020-08 N	LaurenTi	0/JE IC			VUS000012109: PO 02611: WESTERN CONFEREN	
50116-2186-000-00	8/31/2020	(2,551.25)	0.00	USD	JRNLWA0C	P	Opex5-Re	HeatherH	0/JE IC			Accrual for Aug Hrs Sept Ded	
50116-2186-000-00	8/31/2020	102.05	0.00	USD	JRNLWA0C	P	Opex5-Re	HeatherH	0/JE IC			Over accrued by formula was off on Payme	
52116-2186-000-00	8/31/2020	(714.35)	0.00	USD	JRNLWA0C	P	Opex5-Re	HeatherH	0/JE IC			Accrual for Aug Hrs Sept Ded	
55116-2186-000-00	8/31/2020	(102.05)	0.00	USD	JRNLWA0C	P	Opex5-Re	HeatherH	0/JE IC			Accrual for Aug Hrs Sept Ded	
50116-2186-000-00	9/4/2020	34,264.35	0.00	USD	JRNLWA0C	P	From Vou	JudyA	0/JE IC	VUS000015317		NORTHWEST ADMINISTRATORS	8/31/20
50117-2186-000-00	9/4/2020	13,834.82	0.00	USD	JRNLWA0C	P	From Vou	JudyA	0/JE IC	VUS000012109		WESTERN CONFERENCE OF TEAMSTERS	8/31/20
52116-2186-000-00	9/4/2020	8,883.35	0.00	USD	JRNLWA0C	P	From Vou	JudyA	0/JE IC	VUS000015317		NORTHWEST ADMINISTRATORS	8/31/20
52117-2186-000-00	9/4/2020	2,503.17	0.00	USD	JRNLWA0C	P	From Vou	JudyA	0/JE IC	VUS000012109		WESTERN CONFERENCE OF TEAMSTERS	8/31/20
55116-2186-000-00	9/4/2020	1,269.05	0.00	USD	JRNLWA0C	P	From Vou	JudyA	0/JE IC	VUS000015317		NORTHWEST ADMINISTRATORS	8/31/20
55117-2186-000-00	9/4/2020	514.08	0.00	USD	JRNLWA0C	P	From Vou	JudyA	0/JE IC	VUS000012109		WESTERN CONFERENCE OF TEAMSTERS	8/31/20
50116-2186-000-00	9/30/2020	(34,264.35)	0.00	USD	JRNLWA0C	P	2020-08 N	LaurenTi	0/JE IC			VUS000015317: PO 02612: NORTHWEST ADMINI	
50117-2186-000-00	9/30/2020	(13,834.82)	0.00	USD	JRNLWA0C	P	2020-08 N	LaurenTi	0/JE IC			VUS000012109: PO 02611: WESTERN CONFEREN	
52116-2186-000-00	9/30/2020	(8,883.35)	0.00	USD	JRNLWA0C	P	2020-08 N	LaurenTi	0/JE IC			VUS000015317: PO 02612: NORTHWEST ADMINI	
52117-2186-000-00	9/30/2020	(2,503.17)	0.00	USD	JRNLWA0C	P	2020-08 N	LaurenTi	0/JE IC			VUS000012109: PO 02611: WESTERN CONFEREN	
55116-2186-000-00	9/30/2020	(1,269.05)	0.00	USD	JRNLWA0C	P	2020-08 N	LaurenTi	0/JE IC			VUS000015317: PO 02612: NORTHWEST ADMINI	
55117-2186-000-00	9/30/2020	(514.08)	0.00	USD	JRNLWA0C	P	2020-08 N	LaurenTi	0/JE IC			VUS000012109: PO 02611: WESTERN CONFEREN	
50116-2186-000-00	9/30/2020	34,264.35	0.00	USD	JRNLWA0C	P	2020-09 N	HelenaK	0/JE IC			VUS000015317: PO 02931: NORTHWEST ADMINI	
50117-2186-000-00	9/30/2020	13,886.84	0.00	USD	JRNLWA0C	P	2020-09 N	HelenaK	0/JE IC			VUS000012109: PO 02930: WESTERN CONFEREN	
52116-2186-000-00	9/30/2020	8,883.35	0.00	USD	JRNLWA0C	P	2020-09 N	HelenaK	0/JE IC			VUS000015317: PO 02931: NORTHWEST ADMINI	
52117-2186-000-00	9/30/2020	2,696.45	0.00	USD	JRNLWA0C	P	2020-09 N	HelenaK	0/JE IC			VUS000012109: PO 02930: WESTERN CONFEREN	
55117-2186-000-00	9/30/2020	538.56	0.00	USD	JRNLWA0C	P	2020-09 N	HelenaK	0/JE IC			VUS000012109: PO 02930: WESTERN CONFEREN	
50116-2186-000-00	9/30/2020	(2,653.30)	0.00	USD	JRNLWA0C	P	Opex5-Re	LaurenTi	0/JE IC			Accrual for Sept Hrs Oct Ded	

Journal Entry Query Tool

v.4.6

NOTE: Ctrl+Shift+J to pull data

Date Range:
From: 2020-04
To: 2021-03

Other Criteria
Districts: 2186
Accts: 50115, 50116, 50117, 52115, 52116, 52117, 55115, 55116, 55117, 56115, 60116
Vendor Code:
Amount From:
Amount To:
Posting:
System:
Subsystem:

Total of Entries: 708,664.28 0.00 *pst: P = Posted, U = Unposted, S = Staged, C:0 = I/C Unposted, -1 = Hanging out there.
Num of Entries Shown: 272 272 *records lim 10000

Full Account	Date	Amount USD	Amount CAD	Nat Currency	Journal Cor	Pstcd*	Journal De	User	R/Type	Vendor Code	One Time Vendor	Further Description	Date Doc
50116-2186-000-00	4/3/2020	34,264.35	0.00	USD	JRNLWAO	P	From Vou	rasnell	0/JE IC	VUS000015317		NORTHWEST ADMINISTRATORS	3/31/20
50116-2186-200-00	9/30/2020	102.05	0.00	USD	JRNLWAO	P	Opex5-Re	LaurenTi	0/JE IC			Unable to collect term Shane Rice	
52116-2186-000-00	9/30/2020	(714.35)	0.00	USD	JRNLWAO	P	Opex5-Re	LaurenTi	0/JE IC			Accrual for Sept Hrs Oct Ded	
55116-2186-000-00	9/30/2020	(102.05)	0.00	USD	JRNLWAO	P	Opex5-Re	LaurenTi	0/JE IC			Accrual for Sept Hrs Oct Ded	
50116-2186-000-00	10/4/2020	34,264.35	0.00	USD	JRNLWAO	P	From Vou	JeffS	0/JE IC	VUS000015317		NORTHWEST ADMINISTRATORS	9/30/20
50117-2186-000-00	10/4/2020	13,886.84	0.00	USD	JRNLWAO	P	From Vou	JeffS	0/JE IC	VUS000012109		WESTERN CONFERENCE OF TEAMSTERS	9/30/20
52116-2186-000-00	10/4/2020	8,883.35	0.00	USD	JRNLWAO	P	From Vou	JeffS	0/JE IC	VUS000015317		NORTHWEST ADMINISTRATORS	9/30/20
52117-2186-000-00	10/4/2020	2,696.45	0.00	USD	JRNLWAO	P	From Vou	JeffS	0/JE IC	VUS000012109		WESTERN CONFERENCE OF TEAMSTERS	9/30/20
55117-2186-000-00	10/4/2020	538.56	0.00	USD	JRNLWAO	P	From Vou	JeffS	0/JE IC	VUS000012109		WESTERN CONFERENCE OF TEAMSTERS	9/30/20
50116-2186-000-00	10/31/2020	(34,264.35)	0.00	USD	JRNLWAO	P	2020-09 N	LaurenTi	0/JE IC			VUS000015317: PO 02931: NORTHWEST ADMINI	
50117-2186-000-00	10/31/2020	(13,886.84)	0.00	USD	JRNLWAO	P	2020-09 N	LaurenTi	0/JE IC			VUS000012109: PO 02930: WESTERN CONFEREN	
52116-2186-000-00	10/31/2020	(8,883.35)	0.00	USD	JRNLWAO	P	2020-09 N	LaurenTi	0/JE IC			VUS000015317: PO 02931: NORTHWEST ADMINI	
52117-2186-000-00	10/31/2020	(2,696.45)	0.00	USD	JRNLWAO	P	2020-09 N	LaurenTi	0/JE IC			VUS000012109: PO 02930: WESTERN CONFEREN	
55117-2186-000-00	10/31/2020	(538.56)	0.00	USD	JRNLWAO	P	2020-09 N	LaurenTi	0/JE IC			VUS000012109: PO 02930: WESTERN CONFEREN	
50117-2186-000-00	10/31/2020	14,076.38	0.00	USD	JRNLWAO	P	From Vou	rasnell	0/JE IC	VUS000012109		WESTERN CONFERENCE OF TEAMSTERS	10/31/20
52117-2186-000-00	10/31/2020	2,690.63	0.00	USD	JRNLWAO	P	From Vou	rasnell	0/JE IC	VUS000012109		WESTERN CONFERENCE OF TEAMSTERS	10/31/20
55117-2186-000-00	10/31/2020	538.56	0.00	USD	JRNLWAO	P	From Vou	rasnell	0/JE IC	VUS000012109		WESTERN CONFERENCE OF TEAMSTERS	10/31/20
50116-2186-000-00	10/31/2020	(2,857.40)	0.00	USD	JRNLWAO	P	Opex5-Re	HelenaK	0/JE IC			Accrual for Oct Hrs Nov Ded	
52116-2186-000-00	10/31/2020	(714.35)	0.00	USD	JRNLWAO	P	Opex5-Re	HelenaK	0/JE IC			Accrual for Oct Hrs Nov Ded	
55116-2186-000-00	10/31/2020	(102.05)	0.00	USD	JRNLWAO	P	Opex5-Re	HelenaK	0/JE IC			Accrual for Oct Hrs Nov Ded	
50116-2186-000-00	10/31/2020	36,802.45	0.00	USD	JRNLWAO	P	2020-10 N	HeatherH	0/JE IC			VUS000015317: PO 03334: NORTHWEST ADMINI	
52116-2186-000-00	10/31/2020	8,883.35	0.00	USD	JRNLWAO	P	2020-10 N	HeatherH	0/JE IC			VUS000015317: PO 03334: NORTHWEST ADMINI	
55116-2186-000-00	10/31/2020	1,269.05	0.00	USD	JRNLWAO	P	2020-10 N	HeatherH	0/JE IC			VUS000015317: PO 03334: NORTHWEST ADMINI	
50116-2186-000-00	11/5/2020	36,802.45	0.00	USD	JRNLWAO	P	From Vou	JudyA	0/JE IC	VUS000015317		NORTHWEST ADMINISTRATORS	10/31/20
52116-2186-000-00	11/5/2020	8,883.35	0.00	USD	JRNLWAO	P	From Vou	JudyA	0/JE IC	VUS000015317		NORTHWEST ADMINISTRATORS	10/31/20
55116-2186-000-00	11/5/2020	1,269.05	0.00	USD	JRNLWAO	P	From Vou	JudyA	0/JE IC	VUS000015317		NORTHWEST ADMINISTRATORS	10/31/20
50116-2186-000-00	11/30/2020	(36,802.45)	0.00	USD	JRNLWAO	P	2020-10 N	HelenaK	0/JE IC			VUS000015317: PO 03334: NORTHWEST ADMINI	
52116-2186-000-00	11/30/2020	(8,883.35)	0.00	USD	JRNLWAO	P	2020-10 N	HelenaK	0/JE IC			VUS000015317: PO 03334: NORTHWEST ADMINI	
55116-2186-000-00	11/30/2020	(1,269.05)	0.00	USD	JRNLWAO	P	2020-10 N	HelenaK	0/JE IC			VUS000015317: PO 03334: NORTHWEST ADMINI	
50117-2186-000-00	11/30/2020	14,139.65	0.00	USD	JRNLWAO	P	From Vou	rasnell	0/JE IC	VUS000012109		WESTERN CONFERENCE OF TEAMSTERS	11/30/20
52117-2186-000-00	11/30/2020	2,069.12	0.00	USD	JRNLWAO	P	From Vou	rasnell	0/JE IC	VUS000012109		WESTERN CONFERENCE OF TEAMSTERS	11/30/20
55117-2186-000-00	11/30/2020	514.08	0.00	USD	JRNLWAO	P	From Vou	rasnell	0/JE IC	VUS000012109		WESTERN CONFERENCE OF TEAMSTERS	11/30/20
50116-2186-000-00	11/30/2020	(2,959.45)	0.00	USD	JRNLWAO	P	Opex5-Re	HelenaK	0/JE IC			Accrual for Oct Hrs Nov Ded	
50116-2186-210-00	11/30/2020	102.05	0.00	USD	JRNLWAO	P	Opex5-Re	HelenaK	0/JE IC			Brian Mullens Term	
52116-2186-000-00	11/30/2020	(612.30)	0.00	USD	JRNLWAO	P	Opex5-Re	HelenaK	0/JE IC			Accrual for Oct Hrs Nov Ded	
50116-2186-000-00	11/30/2020	36,802.45	0.00	USD	JRNLWAO	P	2020-11 N	HeatherH	0/JE IC			VUS000015317: PO 03694: NORTHWEST ADMINI	
52116-2186-000-00	11/30/2020	7,614.30	0.00	USD	JRNLWAO	P	2020-11 N	HeatherH	0/JE IC			VUS000015317: PO 03694: NORTHWEST ADMINI	
50116-2186-000-00	12/4/2020	36,802.45	0.00	USD	JRNLWAO	P	From Vou	JeffS	0/JE IC	VUS000015317		NORTHWEST ADMINISTRATORS	11/30/20
52116-2186-000-00	12/4/2020	7,614.30	0.00	USD	JRNLWAO	P	From Vou	JeffS	0/JE IC	VUS000015317		NORTHWEST ADMINISTRATORS	11/30/20
50116-2186-000-00	12/31/2020	(36,802.45)	0.00	USD	JRNLWAO	P	2020-11 N	HeatherH	0/JE IC			VUS000015317: PO 03694: NORTHWEST ADMINI	
52116-2186-000-00	12/31/2020	(7,614.30)	0.00	USD	JRNLWAO	P	2020-11 N	HeatherH	0/JE IC			VUS000015317: PO 03694: NORTHWEST ADMINI	
52115-2186-000-00	12/31/2020	90.10	0.00	USD	JRNLWAO	P	2020-12 B	JacobMas	0/JE IC			B1:2021-1:401K ER Match WC	
70116-2186-000-00	12/31/2020	323.14	0.00	USD	JRNLWAO	P	2020-12 B	JacobMas	0/JE IC			B1:2021-1:401K ER Match WC	
50116-2186-000-00	12/31/2020	(2,857.40)	0.00	USD	JRNLWAO	P	Opex5-Re	LaurenTi	0/JE IC			Accrual for Oct Hrs Nov Ded	
50116-2186-210-00	12/31/2020	204.10	0.00	USD	JRNLWAO	P	Opex5-Re	LaurenTi	0/JE IC			Could only take partial	
52116-2186-000-00	12/31/2020	(612.30)	0.00	USD	JRNLWAO	P	Opex5-Re	LaurenTi	0/JE IC			Accrual for Oct Hrs Nov Ded	
50116-2186-000-00	12/31/2020	36,037.40	0.00	USD	JRNLWAO	P	2020-12 N	JoshuaV	0/JE IC			VUS000015317: PO 00111: NORTHWEST ADMINI	
50117-2186-000-00	12/31/2020	15,869.37	0.00	USD	JRNLWAO	P	2020-12 N	JoshuaV	0/JE IC			VUS000012109: PO 00102: WESTERN CONFEREN	
52116-2186-000-00	12/31/2020	6,435.25	0.00	USD	JRNLWAO	P	2020-12 N	JoshuaV	0/JE IC			VUS000015317: PO 00111: NORTHWEST ADMINI	
52117-2186-000-00	12/31/2020	2,270.56	0.00	USD	JRNLWAO	P	2020-12 N	JoshuaV	0/JE IC			VUS000012109: PO 00102: WESTERN CONFEREN	
55117-2186-000-00	12/31/2020	563.04	0.00	USD	JRNLWAO	P	2020-12 N	JoshuaV	0/JE IC			VUS000012109: PO 00102: WESTERN CONFEREN	
70116-2186-000-00	12/31/2020	368.85	0.00	USD	JRNLWAO	P	12/20 401	LaurenTi	0/JE IC			12/20 401k Accrual	
50116-2186-000-00	1/6/2021	36,037.40	0.00	USD	JRNLWAO	P	From Vou	rasnell	0/JE IC	VUS000015317		NORTHWEST ADMINISTRATORS	12/31/20
50117-2186-000-00	1/6/2021	15,869.37	0.00	USD	JRNLWAO	P	From Vou	rasnell	0/JE IC	VUS000012109		WESTERN CONFERENCE OF TEAMSTERS	12/31/20
52116-2186-000-00	1/6/2021	6,435.25	0.00	USD	JRNLWAO	P	From Vou	rasnell	0/JE IC	VUS000015317		NORTHWEST ADMINISTRATORS	12/31/20
52117-2186-000-00	1/6/2021	2,270.56	0.00	USD	JRNLWAO	P	From Vou	rasnell	0/JE IC	VUS000012109		WESTERN CONFERENCE OF TEAMSTERS	12/31/20
55117-2186-000-00	1/6/2021	563.04	0.00	USD	JRNLWAO	P	From Vou	rasnell	0/JE IC	VUS000012109		WESTERN CONFERENCE OF TEAMSTERS	12/31/20
52115-2186-000-00	1/31/2021	(90.10)	0.00	USD	JRNLWAO	P	2020-12 B	LaurenTi	0/JE IC			B1:2021-1:401K ER Match WC	
70116-2186-000-00	1/31/2021	(323.14)	0.00	USD	JRNLWAO	P	2020-12 B	LaurenTi	0/JE IC			B1:2021-1:401K ER Match WC	
50116-2186-000-00	1/31/2021	(36,037.40)	0.00	USD	JRNLWAO	P	2020-12 N	HeatherH	0/JE IC			VUS000015317: PO 00111: NORTHWEST ADMINI	
50117-2186-000-00	1/31/2021	(15,869.37)	0.00	USD	JRNLWAO	P	2020-12 N	HeatherH	0/JE IC			VUS000012109: PO 00102: WESTERN CONFEREN	
52116-2186-000-00	1/31/2021	(6,435.25)	0.00	USD	JRNLWAO	P	2020-12 N	HeatherH	0/JE IC			VUS000015317: PO 00111: NORTHWEST ADMINI	
52117-2186-000-00	1/31/2021	(2,270.56)	0.00	USD	JRNLWAO	P	2020-12 N	HeatherH	0/JE IC			VUS000012109: PO 00102: WESTERN CONFEREN	
55117-2186-000-00	1/31/2021	(563.04)	0.00	USD	JRNLWAO	P	2020-12 N	HeatherH	0/JE IC			VUS000012109: PO 00102: WESTERN CONFEREN	
70116-2186-000-00	1/31/2021	(368.85)	0.00	USD	JRNLWAO	P	12/20 401	LaurenTi	0/JE IC			12/20 401k Accrual	
50117-2186-000-00	1/31/2021	15,997.35	0.00	USD	JRNLWAO	P	From Vou	rasnell	0/JE IC	VUS000012109		WESTERN CONFERENCE OF TEAMSTERS	1/31/21
52117-2186-000-00	1/31/2021	2,037.92	0.00	USD	JRNLWAO	P	From Vou	rasnell	0/JE IC	VUS000012109		WESTERN CONFERENCE OF TEAMSTERS	1/31/21
55117-2186-000-00	1/31/2021	514.08	0.00	USD	JRNLWAO	P	From Vou	rasnell	0/JE IC	VUS000012109		WESTERN CONFERENCE OF TEAMSTERS	1/31/21
52115-2186-000-00	1/31/2021	269.58	0.00	USD	JRNLWAO	P	B1 1.1.21-	JacobMas	0/JE IC			B1:2021-01:401K ER Match WC	
56115-2186-000-00	1/31/2021	128.79	0.00	USD	JRNLWAO	P	B1 1.1.21-	JacobMas	0/JE IC			B1:2021-01:401K ER Match WC	
70116-2186-000-00	1/31/2021	559.22	0.00	USD	JRNLWAO	P	B1 1.1.21-	JacobMas	0/JE IC			B1:2021-01:401K ER Match WC	

Journal Entry Query Tool

v.4.6

NOTE: Ctrl+Shift+J to pull data

Date Range:

From: 2020-04
To: 2021-03

Other Criteria

Districts: 2186
Accts: 50115, 50116, 50117, 52115, 52116, 52117, 55115, 55116, 55117, 56115, 60116
System:
Subsystem:
Vendor Code:
Amount From:
Amount To:
Posting:

Total of Entries: 708,664.28 0.00
Num of Entries Shown: 272 272

*pstd: P = Posted, U = Unposted, S = Staged, C:0 = I/C Unposted, -1 = Hanging out there.
*records lim 10000

Full Account	Date	Amount USD	Amount CAD	Nat Currency	Journal Cor	Pstd*	Journal Desc	User	R/Type	Vendor Code	One Time Vendor	Further Description	Date Doc
50116-2186-000-00	4/3/2020	34,264.35	0.00	USD	JRNLWA0C	P	From Vourasnell	O/JE IC		VUS000015317		NORTHWEST ADMINISTRATORS	3/31/20
52115-2186-000-00	1/31/2021	236.30	0.00	USD	JRNLWA0C	P	B1 1.13.2: JacobMas	O/JE IC				B1:2021-02:401K ER Match WC	
56115-2186-000-00	1/31/2021	132.65	0.00	USD	JRNLWA0C	P	B1 1.13.2: JacobMas	O/JE IC				B1:2021-02:401K ER Match WC	
70116-2186-000-00	1/31/2021	507.93	0.00	USD	JRNLWA0C	P	B1 1.13.2: JacobMas	O/JE IC				B1:2021-02:401K ER Match WC	
52115-2186-000-00	1/31/2021	233.13	0.00	USD	JRNLWA0C	P	B1 1.27.2: JacobMas	O/JE IC				B1:2021-03:401K ER Match WC	
56115-2186-000-00	1/31/2021	132.65	0.00	USD	JRNLWA0C	P	B1 1.27.2: JacobMas	O/JE IC				B1:2021-03:401K ER Match WC	
70116-2186-000-00	1/31/2021	496.74	0.00	USD	JRNLWA0C	P	B1 1.27.2: JacobMas	O/JE IC				B1:2021-03:401K ER Match WC	
50116-2186-000-00	1/31/2021	(2,321.45)	0.00	USD	JRNLWA0C	P	Opex5-Re HelenaK	O/JE IC				Accrual for Oct Hrs Nov Ded	
52116-2186-000-00	1/31/2021	(480.30)	0.00	USD	JRNLWA0C	P	Opex5-Re HelenaK	O/JE IC				Accrual for Oct Hrs Nov Ded	
70116-2186-000-99	1/31/2021	6.14	0.00	USD	JRNLWA0C	P	Western FHeatherH	O/JE IC				Region Payroll alloc	
70116-2186-000-99	1/31/2021	206.26	0.00	USD	JRNLWA0C	P	Western FHeatherH	O/JE IC				Region PR Alloc	
50116-2186-000-00	1/31/2021	37,324.45	0.00	USD	JRNLWA0C	P	2021-01 NHeatherH	O/JE IC				VUS000015317: PO 00479: NORTHWEST ADMINI	
52116-2186-000-00	1/31/2021	7,722.30	0.00	USD	JRNLWA0C	P	2021-01 NHeatherH	O/JE IC				VUS000015317: PO 00479: NORTHWEST ADMINI	
50116-2186-000-00	2/3/2021	37,324.45	0.00	USD	JRNLWA0C	P	From Vourasnell	O/JE IC	VUS000015317			NORTHWEST ADMINISTRATORS	1/31/21
52116-2186-000-00	2/3/2021	7,722.30	0.00	USD	JRNLWA0C	P	From Vourasnell	O/JE IC	VUS000015317			NORTHWEST ADMINISTRATORS	1/31/21
50116-2186-000-00	2/28/2021	(37,324.45)	0.00	USD	JRNLWA0C	P	2021-01 NHeatherH	O/JE IC				VUS000015317: PO 00479: NORTHWEST ADMINI	
52116-2186-000-00	2/28/2021	(7,722.30)	0.00	USD	JRNLWA0C	P	2021-01 NHeatherH	O/JE IC				VUS000015317: PO 00479: NORTHWEST ADMINI	
52115-2186-000-00	2/28/2021	86.29	0.00	USD	JRNLWA0C	P	B1 2.10.2: JacobMas	O/JE IC				B1:2021-04:401K ER Match WC	
56115-2186-000-00	2/28/2021	268.23	0.00	USD	JRNLWA0C	P	B1 2.10.2: JacobMas	O/JE IC				B1:2021-04:401K ER Match WC	
70116-2186-000-00	2/28/2021	504.30	0.00	USD	JRNLWA0C	P	B1 2.10.2: JacobMas	O/JE IC				B1:2021-04:401K ER Match WC	
52115-2186-000-00	2/28/2021	232.42	0.00	USD	JRNLWA0C	P	B1 2.24.2: JacobMas	O/JE IC				B1:2021-05:401K ER Match WC	
56115-2186-000-00	2/28/2021	255.73	0.00	USD	JRNLWA0C	P	B1 2.24.2: JacobMas	O/JE IC				B1:2021-05:401K ER Match WC	
70116-2186-000-00	2/28/2021	492.83	0.00	USD	JRNLWA0C	P	B1 2.24.2: JacobMas	O/JE IC				B1:2021-05:401K ER Match WC	
50116-2186-000-00	2/28/2021	(2,401.50)	0.00	USD	JRNLWA0C	P	Opex5-Re HelenaK	O/JE IC				Accrual for Feb Hrs Mar Ded	
50116-2186-200-00	2/28/2021	(204.10)	0.00	USD	JRNLWA0C	P	Opex5-Re HelenaK	O/JE IC				Biscay and Garcia missed deduction	
52116-2186-000-00	2/28/2021	(480.30)	0.00	USD	JRNLWA0C	P	Opex5-Re HelenaK	O/JE IC				Accrual for Feb Hrs Mar Ded	
50116-2186-000-00	2/28/2021	38,611.50	0.00	USD	JRNLWA0C	P	2021-02 Nahuynh	O/JE IC				VUS000015317: PO 00786: NORTHWEST ADMINI	
50117-2186-000-00	2/28/2021	10,224.58	0.00	USD	JRNLWA0C	P	2021-02 Nahuynh	O/JE IC				VUS000012109: PO 00779: WESTERN CONFEREN	
52116-2186-000-00	2/28/2021	7,722.30	0.00	USD	JRNLWA0C	P	2021-02 Nahuynh	O/JE IC				VUS000015317: PO 00786: NORTHWEST ADMINI	
52117-2186-000-00	2/28/2021	1,973.33	0.00	USD	JRNLWA0C	P	2021-02 Nahuynh	O/JE IC				VUS000012109: PO 00779: WESTERN CONFEREN	
55117-2186-000-00	2/28/2021	479.41	0.00	USD	JRNLWA0C	P	2021-02 Nahuynh	O/JE IC				VUS000012109: PO 00779: WESTERN CONFEREN	
70116-2186-000-99	2/28/2021	5.76	0.00	USD	JRNLWA0C	P	Western Fahuynh	O/JE IC				Region Payroll alloc	
70116-2186-000-99	2/28/2021	126.89	0.00	USD	JRNLWA0C	P	Western Fahuynh	O/JE IC				Region PR Alloc	
50117-2186-000-00	3/3/2021	10,224.58	0.00	USD	JRNLWA0C	P	From Vou JudyA	O/JE IC	VUS000012109			WESTERN CONFERENCE OF TEAMSTERS	2/28/21
52117-2186-000-00	3/3/2021	1,973.33	0.00	USD	JRNLWA0C	P	From Vou JudyA	O/JE IC	VUS000012109			WESTERN CONFERENCE OF TEAMSTERS	2/28/21
55117-2186-000-00	3/3/2021	479.41	0.00	USD	JRNLWA0C	P	From Vou JudyA	O/JE IC	VUS000012109			WESTERN CONFERENCE OF TEAMSTERS	2/28/21
50116-2186-000-00	3/3/2021	38,611.50	0.00	USD	JRNLWA0C	P	From Vourasnell	O/JE IC	VUS000015317			NORTHWEST ADMINISTRATORS	2/28/21
52116-2186-000-00	3/3/2021	7,722.30	0.00	USD	JRNLWA0C	P	From Vourasnell	O/JE IC	VUS000015317			NORTHWEST ADMINISTRATORS	2/28/21
50116-2186-000-00	3/31/2021	(38,611.50)	0.00	USD	JRNLWA0C	P	2021-02 NHeatherH	O/JE IC				VUS000015317: PO 00786: NORTHWEST ADMINI	
50117-2186-000-00	3/31/2021	(10,224.58)	0.00	USD	JRNLWA0C	P	2021-02 NHeatherH	O/JE IC				VUS000012109: PO 00779: WESTERN CONFEREN	
52116-2186-000-00	3/31/2021	(7,722.30)	0.00	USD	JRNLWA0C	P	2021-02 NHeatherH	O/JE IC				VUS000015317: PO 00786: NORTHWEST ADMINI	
52117-2186-000-00	3/31/2021	(1,973.33)	0.00	USD	JRNLWA0C	P	2021-02 NHeatherH	O/JE IC				VUS000012109: PO 00779: WESTERN CONFEREN	
55117-2186-000-00	3/31/2021	(479.41)	0.00	USD	JRNLWA0C	P	2021-02 NHeatherH	O/JE IC				VUS000012109: PO 00779: WESTERN CONFEREN	
50116-2186-000-00	3/31/2021	38,611.50	0.00	USD	JRNLWA0C	P	From Vourasnell	O/JE IC	VUS000015317			NORTHWEST ADMINISTRATORS	3/31/21
52116-2186-000-00	3/31/2021	7,722.30	0.00	USD	JRNLWA0C	P	From Vourasnell	O/JE IC	VUS000015317			NORTHWEST ADMINISTRATORS	3/31/21
52115-2186-000-00	3/31/2021	230.85	0.00	USD	JRNLWA0C	P	B1 3.10.2: JacobMas	O/JE IC				B1:2021-06:401K ER Match WC	
56115-2186-000-00	3/31/2021	255.73	0.00	USD	JRNLWA0C	P	B1 3.10.2: JacobMas	O/JE IC				B1:2021-06:401K ER Match WC	
70116-2186-000-00	3/31/2021	530.68	0.00	USD	JRNLWA0C	P	B1 3.10.2: JacobMas	O/JE IC				B1:2021-06:401K ER Match WC	
52115-2186-000-00	3/31/2021	231.20	0.00	USD	JRNLWA0C	P	B1 3.24.2: JacobMas	O/JE IC				B1:2021-07:401K ER Match WC	
56115-2186-000-00	3/31/2021	255.73	0.00	USD	JRNLWA0C	P	B1 3.24.2: JacobMas	O/JE IC				B1:2021-07:401K ER Match WC	
70116-2186-000-00	3/31/2021	437.75	0.00	USD	JRNLWA0C	P	B1 3.24.2: JacobMas	O/JE IC				B1:2021-07:401K ER Match WC	
52115-2186-000-00	3/31/2021	69.36	0.00	USD	JRNLWA0C	P	2021-03 B JacobMas	O/JE IC				30% B1:2021-7:401K ER Match WC	
56115-2186-000-00	3/31/2021	76.72	0.00	USD	JRNLWA0C	P	2021-03 B JacobMas	O/JE IC				30% B1:2021-7:401K ER Match WC	
70116-2186-000-00	3/31/2021	131.33	0.00	USD	JRNLWA0C	P	2021-03 B JacobMas	O/JE IC				30% B1:2021-7:401K ER Match WC	
50116-2186-000-00	3/31/2021	(2,401.50)	0.00	USD	JRNLWA0C	P	Opex5-Re HelenaK	O/JE IC				Accrual for Feb Hrs Mar Ded	
50116-2186-000-00	3/31/2021	80.05	0.00	USD	JRNLWA0C	P	Opex5-Re HelenaK	O/JE IC				Grant,Ronald not deducted on LOA	
52116-2186-000-00	3/31/2021	(480.30)	0.00	USD	JRNLWA0C	P	Opex5-Re HelenaK	O/JE IC				Accrual for Feb Hrs Mar Ded	
50117-2186-000-00	3/31/2021	14,672.73	0.00	USD	JRNLWA0C	P	2021-03 N HelenaK	O/JE IC				VUS000012109: PO 01199: WESTERN CONFEREN	
52117-2186-000-00	3/31/2021	2,239.07	0.00	USD	JRNLWA0C	P	2021-03 N HelenaK	O/JE IC				VUS000012109: PO 01199: WESTERN CONFEREN	
55117-2186-000-00	3/31/2021	563.04	0.00	USD	JRNLWA0C	P	2021-03 N HelenaK	O/JE IC				VUS000012109: PO 01199: WESTERN CONFEREN	
70116-2186-000-99	3/31/2021	6.89	0.00	USD	JRNLWA0C	P	Western Fahuynh	O/JE IC				Region Payroll alloc	
70116-2186-000-99	3/31/2021	180.81	0.00	USD	JRNLWA0C	P	Western Fahuynh	O/JE IC				Region PR Alloc	

Journal Entry Query Tool

v.4.6

NOTE: Ctrl+Shift+J to pull data

Date Range:

From: 2020-04
To: 2021-03

Districts:
Accts:
System:
Subsystem:

Total of Entries: 708,664.28 0.00 *pst: P = Posted, U = Unposted, S = Staged, C:0 = I/C Unposted, -1 = Hanging out t
Num of Entries Shown: 272 272 *records lim 10000

Full Account	Date	Amount USD	Amount CAD	Nat Currency	Journal Cor	Psted*	Journal Dc	User	R/Type	Vendor Code
50116-2186-000-00	4/3/2020	34,264.35	0.00	USD	JRNLA0C	P	From	Vourasnell	0/JE IC	VUS00001531

Sum of Amount USD	Column Labels	50116	50117	52115	52116	52117	55116	55117	56115	70116	Grand Total
2020											
Apr		31,721.50	13,772.45	480.96	7,206.10	2,581.26	1,167.00	529.76	282.58	1,413.82	59,155.43
May		31,509.00	13,110.06	498.08	7,002.00	2,528.40	1,167.00	505.68	282.58	1,394.18	57,996.98
Jun		31,713.10	13,910.00	(43.92)	7,002.00	2,692.80	1,167.00	538.56		(193.27)	56,786.27
Jul		31,509.00	15,582.35		7,002.00	2,815.20	1,167.00	563.04			58,638.59
Aug		31,815.15	13,834.82		8,169.00	2,503.17	1,167.00	514.08			58,003.22
Sep		31,713.10	13,886.84		8,169.00	2,696.45	(102.05)	538.56			56,901.90
Oct		33,945.05	14,076.38		8,169.00	2,690.63	1,167.00	538.56			60,586.62
Nov		33,945.05	14,139.65		7,002.00	2,069.12	-	514.08			57,669.90
Dec		33,384.10	15,869.37	90.10	5,822.95	2,270.56		563.04		691.99	58,692.11
2021											
Jan		35,003.00	15,997.35	648.91	7,242.00	2,037.92		514.08	394.09	1,084.30	62,921.65
Feb		36,005.90	10,224.58	318.71	7,242.00	1,973.33		479.41	523.96	1,129.78	57,897.67
Mar		36,290.05	14,672.73	531.41	7,242.00	2,239.07		563.04	588.18	1,287.46	63,413.94
Grand Total		398,554.00	#####	#####	#####	#####	6,899.95	#####	#####	6,808.26	708,664.28
		A	A		A	A	B	A			

These are union employees whose match did not stop due to COVID.
Assumed stopped contributing so we are not doing an adjustment.

Other Criteria
Vendor Code:
Amount From:
Amount To:
Posting: All

Further Description	Date Doc	Doc Desc	Doc Ctrl Num	Po Ctrl Num	Vendor Order Num	Ticket Num	Document 2	Document 1	Class Code	Date Entered
NORTHWEST ADMINISTRATORS	3/31/20	Mar Hours May Coverage	ACCT267470MARHR	PO-2180-20-01084			VO05369940	JRNL00968717	2180	4/3/2020

Pasted Values

Row Labels	52115	56115	70116	Grand Total
2020				
Apr	480.96	282.58	1,413.82	59,155.43
May	498.08	282.58	1,394.18	57,996.98
Jun	(43.92)		(193.27)	56,786.27
Jul				58,638.59
Aug				58,003.22
Sep				56,901.90
Oct				60,586.62
Nov				57,669.90
Dec	90.10		691.99	58,692.11
2021				
Jan	648.91	394.09	1,084.30	62,921.65
Feb	318.71	523.96	1,129.78	57,897.67
Mar	531.41	588.18	1,287.46	63,413.94
Grand Total	2,524.25	2,071.39	6,808.26	708,664.28
	\$2,478	\$2,071	\$6,310	
	\$3,469	\$2,900	\$8,833	
	-\$46	\$0	-\$499	
	\$3,423	\$2,900	\$8,335	

This is the accrual for the payroll paid out in January 2021. So it is not a full month of match

5 months of 401k match
Adjusted for 7 months of no match
Back out December Accrual & June adjustments

Journal Entry Query Tool

v.4.6

NOTE: Ctrl+Shift+J to pull data

Date Range:

From: 2020-04

To: 2021-03

Other Criteria

Districts: 2186

Accts: 43001

System:

Subsystem:

V

AI

Total of Entries: 350,459.48 0.00 *pstd: P = Posted, U = Unposted, S = Staged, C:0 = I/C Unposted, -1 = Hanging out there.
 Num of Entries Shown: 204 204 *records limit: 10000

Full Account	Date	Amount USD	Amount CAD	Nat Currency	Journal Control Num	Pstd*	Journal Description	User	R/Type	Vendor Code	One Time Ver	Further Description
43001-2186-000-00	4/14/2020	1.54	0.00	USD	JRNLWA00407894	P	From Voucher Posting.	asnell	0/JE IC	VUS000015088		CITY OF OAKVILLE
43001-2186-000-00	4/14/2020	(2.59)	0.00	USD	JRNLWA00407894	P	From Voucher Posting.	asnell	0/JE IC	VUS000015123		CITY OF ELMA
43001-2186-000-00	4/14/2020	(1.08)	0.00	USD	JRNLWA00407894	P	From Voucher Posting.	asnell	0/JE IC	VUS000015097		CITY OFCOSMOPOLIS
43001-2186-000-00	4/14/2020	(36.53)	0.00	USD	JRNLWA00407894	P	From Voucher Posting.	asnell	0/JE IC	VUS000015106		CITY OF MONTESANO
43001-2186-000-00	4/14/2020	31.89	0.00	USD	JRNLWA00407894	P	From Voucher Posting.	asnell	0/JE IC	VUS000015184		CITY OF MCCLEARY
43001-2186-000-00	4/14/2020	(0.77)	0.00	USD	JRNLWA00407894	P	From Voucher Posting.	asnell	0/JE IC	VUS000027633		CITY OF SOUTH BEND
43001-2186-000-00	4/15/2020	7,023.00	0.00	USD	JRNLWA00407917	P	From Voucher Posting.	asnell	0/JE IC	VUS000015232		CITY OF ABERDEEN SEWER
43001-2186-000-00	4/16/2020	140.97	0.00	USD	JRNLWA00407943	P	From Voucher Posting.	asnell	0/JE IC	VUS000015097		CITY OFCOSMOPOLIS
43001-2186-000-00	4/16/2020	26.99	0.00	USD	JRNLWA00407943	P	From Voucher Posting.	asnell	0/JE IC	VUS000027633		CITY OF SOUTH BEND
43001-2186-000-00	4/17/2020	(210.22)	0.00	USD	JRNLWA00407965	P	From Voucher Posting.	asnell	0/JE IC	VUS000015131		CITY OF ABERDEEN FINANCE
43001-2186-000-00	4/17/2020	24.96	0.00	USD	JRNLWA00407965	P	From Voucher Posting.	asnell	0/JE IC	VUS000015090		CITY OF OCEAN SHORES
43001-2186-000-00	4/30/2020	9.71	0.00	USD	JRNLWA00407575	P	2020-03 S LeMay PO Log Accrual	HeatherWe	0/JE IC			VUS000027633: PO 00421: CITY OF SOUTH
43001-2186-000-99	4/30/2020	(139.56)	0.00	USD	JRNLWA00407810	P	WRO B&O Tax Accrual	LaurenTi	0/JE IC			WRO B&O Tax Accrual 3/20
43001-2186-000-00	4/30/2020	(277.12)	0.00	USD	JRNLWA00408158	P	From Voucher Posting.	asnell	0/JE IC	VUS000021339		WASHINGTON DEPARTMENT OF REVENUE
43001-2186-000-99	4/30/2020	185.06	0.00	USD	JRNLWA00408812	P	WRO B&O Tax Reclass	HelenaK	0/JE IC			WRO B&O Tax Reclass
43001-2186-000-00	4/30/2020	980.58	0.00	USD	JRNLWA00408914	P	TAX11-Rcrd B&O Taxes	LaurenTi	0/JE IC			City of Aberdeen B&O Tax
43001-2186-000-00	4/30/2020	59.25	0.00	USD	JRNLWA00408914	P	TAX11-Rcrd B&O Taxes	LaurenTi	0/JE IC			City of South Bend B&O Tax
43001-2186-000-00	4/30/2020	19,042.04	0.00	USD	JRNLWA00408915	P	TAX12-Rcrd SLM Excise Tax	LaurenTi	0/JE IC			State B&O Tax Accrual
43001-2186-000-00	4/30/2020	127.44	0.00	USD	JRNLWA00408915	P	TAX12-Rcrd SLM Excise Tax	LaurenTi	0/JE IC			Public Utility Tax Accrual
43001-2186-000-00	4/30/2020	3.26	0.00	USD	JRNLWA00408916	P	2020-04 S LeMay PO Log Accrual	LaurenTi	0/JE IC			VUS000027633: PO 00421: CITY OF SOUTH
43001-2186-000-99	4/30/2020	145.10	0.00	USD	JRNLWA00409108	P	WRO B&O Tax Accrual	LaurenTi	0/JE IC			WRO B&O Tax Accrual 4/20
43001-2186-000-00	5/19/2020	(2.83)	0.00	USD	JRNLWA00409403	P	From Voucher Posting.	JudyA	0/JE IC	VUS000015088		CITY OF OAKVILLE
43001-2186-000-00	5/19/2020	(33.79)	0.00	USD	JRNLWA00409403	P	From Voucher Posting.	JudyA	0/JE IC	VUS000015184		CITY OF MCCLEARY
43001-2186-000-00	5/19/2020	35.33	0.00	USD	JRNLWA00409403	P	From Voucher Posting.	JudyA	0/JE IC	VUS000015106		CITY OF MONTESANO
43001-2186-000-00	5/19/2020	2.85	0.00	USD	JRNLWA00409403	P	From Voucher Posting.	JudyA	0/JE IC	VUS000015123		CITY OF ELMA
43001-2186-000-00	5/19/2020	(0.69)	0.00	USD	JRNLWA00409403	P	From Voucher Posting.	JudyA	0/JE IC	VUS000015097		CITY OFCOSMOPOLIS
43001-2186-000-00	5/28/2020	7,023.00	0.00	USD	JRNLWA00409491	P	From Voucher Posting.	JudyA	0/JE IC	VUS000015232		CITY OF ABERDEEN SEWER
43001-2186-000-00	5/31/2020	(3.26)	0.00	USD	JRNLWA00408965	P	2020-04 S LeMay PO Log Accrual	LaurenTi	0/JE IC			VUS000027633: PO 00421: CITY OF SOUTH
43001-2186-000-99	5/31/2020	(145.10)	0.00	USD	JRNLWA00409185	P	WRO B&O Tax Accrual	JacobMas	0/JE IC			WRO B&O Tax Accrual 4/20
43001-2186-000-00	5/31/2020	101.16	0.00	USD	JRNLWA00409639	P	From Voucher Posting.	JeffS	0/JE IC	VUS000021339		WASHINGTON DEPARTMENT OF REVENUE
43001-2186-000-00	5/31/2020	3.26	0.00	USD	JRNLWA00409639	P	From Voucher Posting.	JeffS	0/JE IC	VUS000027633		CITY OF SOUTH BEND
43001-2186-000-99	5/31/2020	124.99	0.00	USD	JRNLWA00410113	P	WRO B&O Tax Reclass	HelenaK	0/JE IC			WRO B&O Tax Reclass
43001-2186-000-00	5/31/2020	957.39	0.00	USD	JRNLWA00410201	P	TAX11-Rcrd B&O Taxes	HeatherH	0/JE IC			City of Aberdeen B&O Tax
43001-2186-000-00	5/31/2020	67.08	0.00	USD	JRNLWA00410201	P	TAX11-Rcrd B&O Taxes	HeatherH	0/JE IC			City of South Bend B&O Tax
43001-2186-000-00	5/31/2020	19,431.92	0.00	USD	JRNLWA00410444	P	TAX12-Rcrd SLM Excise Tax	LaurenTi	0/JE IC			State B&O Tax Accrual
43001-2186-000-00	5/31/2020	128.01	0.00	USD	JRNLWA00410444	P	TAX12-Rcrd SLM Excise Tax	LaurenTi	0/JE IC			Public Utility Tax Accrual
43001-2186-000-99	5/31/2020	151.39	0.00	USD	JRNLWA00410682	P	WRO B&O Tax Accrual	LaurenTi	0/JE IC			WRO B&O Tax Accrual 5/20
43001-2186-000-00	6/15/2020	35.66	0.00	USD	JRNLWA00410802	P	From Voucher Posting.	JudyA	0/JE IC	VUS000015184		CITY OF MCCLEARY
43001-2186-000-00	6/15/2020	(41.95)	0.00	USD	JRNLWA00410802	P	From Voucher Posting.	JudyA	0/JE IC	VUS000015106		CITY OF MONTESANO
43001-2186-000-00	6/15/2020	(0.46)	0.00	USD	JRNLWA00410802	P	From Voucher Posting.	JudyA	0/JE IC	VUS000015097		CITY OFCOSMOPOLIS
43001-2186-000-00	6/15/2020	0.79	0.00	USD	JRNLWA00410802	P	From Voucher Posting.	JudyA	0/JE IC	VUS000015123		CITY OF ELMA
43001-2186-000-00	6/15/2020	0.40	0.00	USD	JRNLWA00410802	P	From Voucher Posting.	JudyA	0/JE IC	VUS000015088		CITY OF OAKVILLE
43001-2186-000-00	6/16/2020	7,023.00	0.00	USD	JRNLWA00410813	P	From Voucher Posting.	MariaJ	0/JE IC	VUS000015232		CITY OF ABERDEEN SEWER
43001-2186-000-00	6/16/2020	(0.23)	0.00	USD	JRNLWA00410813	P	From Voucher Posting.	MariaJ	0/JE IC	VUS000027633		CITY OF SOUTH BEND
43001-2186-000-00	6/24/2020	67.40	0.00	USD	JRNLWA00410890	P	From Voucher Posting.	JudyA	0/JE IC	VUS000021339		WASHINGTON DEPARTMENT OF REVENUE
43001-2186-000-99	6/30/2020	(151.39)	0.00	USD	JRNLWA00410686	P	WRO B&O Tax Accrual	LaurenTi	0/JE IC			WRO B&O Tax Accrual 5/20
43001-2186-000-00	6/30/2020	1,021.53	0.00	USD	JRNLWA00411751	P	TAX11-Rcrd B&O Taxes	HelenaK	0/JE IC			City of Aberdeen B&O Tax
43001-2186-000-00	6/30/2020	73.20	0.00	USD	JRNLWA00411751	P	TAX11-Rcrd B&O Taxes	HelenaK	0/JE IC			City of South Bend B&O Tax
43001-2186-000-99	6/30/2020	145.83	0.00	USD	JRNLWA00411868	P	WRO B&O Tax Reclass	HelenaK	0/JE IC			WRO B&O Tax Reclass
43001-2186-000-00	6/30/2020	20,674.10	0.00	USD	JRNLWA00411909	P	TAX12-Rcrd SLM Excise Tax	LaurenTi	0/JE IC			State B&O Tax Accrual
43001-2186-000-00	6/30/2020	147.76	0.00	USD	JRNLWA00411909	P	TAX12-Rcrd SLM Excise Tax	LaurenTi	0/JE IC			Public Utility Tax Accrual
43001-2186-000-99	6/30/2020	134.92	0.00	USD	JRNLWA00412210	P	WRO B&O Tax Accrual	LaurenTi	0/JE IC			WRO B&O Tax Accrual 6/20
43001-2186-000-00	7/21/2020	(30.35)	0.00	USD	JRNLWA00412394	P	From Voucher Posting.	JudyA	0/JE IC	VUS000015184		CITY OF MCCLEARY
43001-2186-000-00	7/21/2020	40.49	0.00	USD	JRNLWA00412394	P	From Voucher Posting.	JudyA	0/JE IC	VUS000015106		CITY OF MONTESANO
43001-2186-000-00	7/21/2020	(0.45)	0.00	USD	JRNLWA00412394	P	From Voucher Posting.	JudyA	0/JE IC	VUS000015097		CITY OFCOSMOPOLIS
43001-2186-000-00	7/21/2020	(6.56)	0.00	USD	JRNLWA00412394	P	From Voucher Posting.	JudyA	0/JE IC	VUS000015123		CITY OF ELMA
43001-2186-000-00	7/21/2020	(0.37)	0.00	USD	JRNLWA00412394	P	From Voucher Posting.	JudyA	0/JE IC	VUS000015088		CITY OF OAKVILLE
43001-2186-000-00	7/21/2020	133.25	0.00	USD	JRNLWA00412395	P	From Voucher Posting.	JudyA	0/JE IC	VUS000015097		CITY OFCOSMOPOLIS
43001-2186-000-00	7/21/2020	(20.75)	0.00	USD	JRNLWA00412395	P	From Voucher Posting.	JudyA	0/JE IC	VUS000015131		CITY OF ABERDEEN FINANCE
43001-2186-000-00	7/21/2020	(29.29)	0.00	USD	JRNLWA00412395	P	From Voucher Posting.	JudyA	0/JE IC	VUS000015090		CITY OF OCEAN SHORES
43001-2186-000-00	7/28/2020	92.30	0.00	USD	JRNLWA00412464	P	From Voucher Posting.	JudyA	0/JE IC	VUS000021339		WASHINGTON DEPARTMENT OF REVENUE
43001-2186-000-00	7/28/2020	7,023.00	0.00	USD	JRNLWA00412473	P	From Voucher Posting.	MariaJ	0/JE IC	VUS000015232		CITY OF ABERDEEN SEWER
43001-2186-000-00	7/28/2020	(3.89)	0.00	USD	JRNLWA00412473	P	From Voucher Posting.	MariaJ	0/JE IC	VUS000027633		CITY OF SOUTH BEND
43001-2186-000-99	7/31/2020	(134.92)	0.00	USD	JRNLWA00412234	P	WRO B&O Tax Accrual	HeatherH	0/JE IC			WRO B&O Tax Accrual 6/20
43001-2186-000-99	7/31/2020	135.60	0.00	USD	JRNLWA00413308	P	WRO B&O Tax Reclass	HelenaK	0/JE IC			WRO B&O Tax Reclass
43001-2186-000-00	7/31/2020	996.18	0.00	USD	JRNLWA00413527	P	TAX11-Rcrd B&O Taxes	JacobMas	0/JE IC			City of Aberdeen B&O Tax
43001-2186-000-00	7/31/2020	64.37	0.00	USD	JRNLWA00413527	P	TAX11-Rcrd B&O Taxes	JacobMas	0/JE IC			City of South Bend B&O Tax
43001-2186-000-00	7/31/2020	22,108.22	0.00	USD	JRNLWA00413529	P	TAX12-Rcrd SLM Excise Tax	JacobMas	0/JE IC			State B&O Tax Accrual
43001-2186-000-00	7/31/2020	144.46	0.00	USD	JRNLWA00413529	P	TAX12-Rcrd SLM Excise Tax	JacobMas	0/JE IC			Public Utility Tax Accrual
43001-2186-000-99	7/31/2020	146.70	0.00	USD	JRNLWA00413741	P	WRO B&O Tax Accrual	LaurenTi	0/JE IC			WRO B&O Tax Accrual 7/20
43001-2186-000-00	8/18/2020	30.48	0.00	USD	JRNLWA00413885	P	From Voucher Posting.	asnell	0/JE IC	VUS000015184		CITY OF MCCLEARY

Journal Entry Query Tool

v.4.6

NOTE: Ctrl+Shift+J to pull data

Date Range:

From: 2020-04

To: 2021-03

Other Criteria

Districts: 2186

Accts: 43001

System:

Subsystem:

V

AI

Total of Entries: 350,459.48 0.00 *pstd: P = Posted, U = Unposted, S = Staged, C:0 = I/C Unposted, -1 = Hanging out there.
 Num of Entries Shown: 204 204 *records limit: 10000

Full Account	Date	Amount USD	Amount CAD	Nat Currency	Journal Control Num	Pstd*	Journal Description	User	R/Type	Vendor Code	One Time Ver	Further Description
43001-2186-000-00	4/14/2020	1.54	0.00	USD	JRNLWA00407894	P	From Voucher Posting.	asnell	0/JE IC	VUS000015088		CITY OF OAKVILLE
43001-2186-000-00	8/18/2020	(40.94)	0.00	USD	JRNLWA00413885	P	From Voucher Posting.	asnell	0/JE IC	VUS000015106		CITY OF MONTESANO
43001-2186-000-00	8/18/2020	(0.98)	0.00	USD	JRNLWA00413885	P	From Voucher Posting.	asnell	0/JE IC	VUS000015097		CITY OFCOSMOPOLIS
43001-2186-000-00	8/18/2020	5.29	0.00	USD	JRNLWA00413885	P	From Voucher Posting.	asnell	0/JE IC	VUS000015123		CITY OF ELMA
43001-2186-000-00	8/18/2020	10.00	0.00	USD	JRNLWA00413885	P	From Voucher Posting.	asnell	0/JE IC	VUS000015088		CITY OF OAKVILLE
43001-2186-000-99	8/31/2020	(146.70)	0.00	USD	JRNLWA00413759	P	WRO B&O Tax Accrual	LaurenTi	0/JE IC			WRO B&O Tax Accrual 7/20
43001-2186-000-00	8/31/2020	(456.82)	0.00	USD	JRNLWA00414051	P	From Voucher Posting.	JudyA	0/JE IC	VUS000021339		WASHINGTON DEPARTMENT OF REVENUE
43001-2186-000-00	8/31/2020	7,023.00	0.00	USD	JRNLWA00414168	P	From Voucher Posting.	asnell	0/JE IC	VUS000015232		CITY OF ABERDEEN SEWER
43001-2186-000-00	8/31/2020	(0.20)	0.00	USD	JRNLWA00414168	P	From Voucher Posting.	asnell	0/JE IC	VUS000027633		CITY OF SOUTH BEND
43001-2186-000-99	8/31/2020	152.93	0.00	USD	JRNLWA00414745	P	WRO B&O Tax Reclass	LaurenTi	0/JE IC			WRO B&O Tax Reclass
43001-2186-000-99	8/31/2020	130.69	0.00	USD	JRNLWA00415156	P	WRO B&O Tax Accrual	LaurenTi	0/JE IC			WRO B&O Tax Accrual 8/20
43001-2186-000-00	8/31/2020	1,070.82	0.00	USD	JRNLWA00415221	P	TAX11-Rcrd B&O Taxes	HeatherH	0/JE IC			City of Aberdeen B&O Tax
43001-2186-000-00	8/31/2020	67.95	0.00	USD	JRNLWA00415221	P	TAX11-Rcrd B&O Taxes	HeatherH	0/JE IC			City of South Bend B&O Tax
43001-2186-000-00	8/31/2020	21,678.18	0.00	USD	JRNLWA00415222	P	TAX12-Rcrd SLM Excise Tax	HeatherH	0/JE IC			State B&O Tax Accrual
43001-2186-000-00	8/31/2020	128.63	0.00	USD	JRNLWA00415222	P	TAX12-Rcrd SLM Excise Tax	HeatherH	0/JE IC			Public Utility Tax Accrual
43001-2186-000-00	9/16/2020	7,023.00	0.00	USD	JRNLWA00415366	P	From Voucher Posting.	JudyA	0/JE IC	VUS000015232		CITY OF ABERDEEN SEWER
43001-2186-000-00	9/22/2020	(13.09)	0.00	USD	JRNLWA00415457	P	From Voucher Posting.	asnell	0/JE IC	VUS000027633		CITY OF SOUTH BEND
43001-2186-000-00	9/23/2020	(81.36)	0.00	USD	JRNLWA00415471	P	From Voucher Posting.	asnell	0/JE IC	VUS000015184		CITY OF MCCLEARY
43001-2186-000-00	9/23/2020	20.95	0.00	USD	JRNLWA00415471	P	From Voucher Posting.	asnell	0/JE IC	VUS000015106		CITY OF MONTESANO
43001-2186-000-00	9/23/2020	(2.20)	0.00	USD	JRNLWA00415472	P	From Voucher Posting.	asnell	0/JE IC	VUS000015097		CITY OFCOSMOPOLIS
43001-2186-000-00	9/23/2020	(20.15)	0.00	USD	JRNLWA00415472	P	From Voucher Posting.	asnell	0/JE IC	VUS000015123		CITY OF ELMA
43001-2186-000-00	9/23/2020	0.91	0.00	USD	JRNLWA00415472	P	From Voucher Posting.	asnell	0/JE IC	VUS000015088		CITY OF OAKVILLE
43001-2186-000-99	9/30/2020	(130.69)	0.00	USD	JRNLWA00415170	P	WRO B&O Tax Accrual	LaurenTi	0/JE IC			WRO B&O Tax Accrual 8/20
43001-2186-000-00	9/30/2020	140.40	0.00	USD	JRNLWA00415557	P	From Voucher Posting.	asnell	0/JE IC	VUS000021339		WASHINGTON DEPARTMENT OF REVENUE
43001-2186-000-00	9/30/2020	6.92	0.00	USD	JRNLWA00415615	P	From Voucher Posting.	JeffS	0/JE IC	VUS000027633		CITY OF SOUTH BEND
43001-2186-000-00	9/30/2020	1,013.11	0.00	USD	JRNLWA00416459	P	TAX11-Rcrd B&O Taxes	LaurenTi	0/JE IC			City of Aberdeen B&O Tax
43001-2186-000-00	9/30/2020	68.62	0.00	USD	JRNLWA00416459	P	TAX11-Rcrd B&O Taxes	LaurenTi	0/JE IC			City of South Bend B&O Tax
43001-2186-000-00	9/30/2020	21,548.20	0.00	USD	JRNLWA00416530	P	TAX12-Rcrd SLM Excise Tax	HeatherH	0/JE IC			State B&O Tax Accrual
43001-2186-000-00	9/30/2020	137.67	0.00	USD	JRNLWA00416530	P	TAX12-Rcrd SLM Excise Tax	HeatherH	0/JE IC			Public Utility Tax Accrual
43001-2186-000-99	9/30/2020	131.35	0.00	USD	JRNLWA00416601	P	WRO B&O Tax Reclass	HeatherH	0/JE IC			WRO B&O Tax Reclass
43001-2186-000-99	9/30/2020	148.52	0.00	USD	JRNLWA00416901	P	WRO B&O Tax Accrual	LaurenTi	0/JE IC			WRO B&O Tax Accrual 9/20
43001-2186-000-00	10/12/2020	284.45	0.00	USD	JRNLWA00416943	P	From Voucher Posting.	JudyA	0/JE IC	VUS000015184		CITY OF MCCLEARY
43001-2186-000-00	10/12/2020	(21.37)	0.00	USD	JRNLWA00416943	P	From Voucher Posting.	JudyA	0/JE IC	VUS000015106		CITY OF MONTESANO
43001-2186-000-00	10/12/2020	2.03	0.00	USD	JRNLWA00416943	P	From Voucher Posting.	JudyA	0/JE IC	VUS000015097		CITY OFCOSMOPOLIS
43001-2186-000-00	10/12/2020	4.23	0.00	USD	JRNLWA00416943	P	From Voucher Posting.	JudyA	0/JE IC	VUS000015123		CITY OF ELMA
43001-2186-000-00	10/12/2020	0.01	0.00	USD	JRNLWA00416943	P	From Voucher Posting.	JudyA	0/JE IC	VUS000015088		CITY OF OAKVILLE
43001-2186-000-00	10/15/2020	123.05	0.00	USD	JRNLWA00417001	P	From Voucher Posting.	asnell	0/JE IC	VUS000015097		CITY OFCOSMOPOLIS
43001-2186-000-00	10/15/2020	(0.01)	0.00	USD	JRNLWA00417001	P	From Voucher Posting.	asnell	0/JE IC	VUS000027633		CITY OF SOUTH BEND
43001-2186-000-00	10/16/2020	21.09	0.00	USD	JRNLWA00417011	P	From Voucher Posting.	asnell	0/JE IC	VUS000015131		CITY OF ABERDEEN FINANCE
43001-2186-000-00	10/20/2020	(7.91)	0.00	USD	JRNLWA00417037	P	From Voucher Posting.	JudyA	0/JE IC	VUS000027633		CITY OF SOUTH BEND
43001-2186-000-00	10/20/2020	7,023.00	0.00	USD	JRNLWA00417037	P	From Voucher Posting.	JudyA	0/JE IC	VUS000015232		CITY OF ABERDEEN SEWER
43001-2186-000-00	10/20/2020	(55.26)	0.00	USD	JRNLWA00417039	P	From Voucher Posting.	JudyA	0/JE IC	VUS000015090		CITY OF OCEAN SHORES
43001-2186-000-99	10/31/2020	(148.52)	0.00	USD	JRNLWA00416902	P	WRO B&O Tax Accrual	LaurenTi	0/JE IC			WRO B&O Tax Accrual 9/20
43001-2186-000-00	10/31/2020	174.58	0.00	USD	JRNLWA00417194	P	From Voucher Posting.	JeffS	0/JE IC	VUS000021339		WASHINGTON DEPARTMENT OF REVENUE
43001-2186-000-00	10/31/2020	21,198.92	0.00	USD	JRNLWA00417954	P	TAX12-Rcrd SLM Excise Tax	HelenaK	0/JE IC			State B&O Tax Accrual
43001-2186-000-00	10/31/2020	150.35	0.00	USD	JRNLWA00417954	P	TAX12-Rcrd SLM Excise Tax	HelenaK	0/JE IC			Public Utility Tax Accrual
43001-2186-000-00	10/31/2020	1,037.78	0.00	USD	JRNLWA00417956	P	TAX11-Rcrd B&O Taxes	HelenaK	0/JE IC			City of Aberdeen B&O Tax
43001-2186-000-00	10/31/2020	66.30	0.00	USD	JRNLWA00417956	P	TAX11-Rcrd B&O Taxes	HelenaK	0/JE IC			City of South Bend B&O Tax
43001-2186-000-99	10/31/2020	399.71	0.00	USD	JRNLWA00418065	P	WRO B&O Tax Reclass	HelenaK	0/JE IC			WRO B&O Tax Reclass
43001-2186-000-99	10/31/2020	144.22	0.00	USD	JRNLWA00418361	P	WRO B&O Tax Accrual	LaurenTi	0/JE IC			WRO B&O Tax Accrual 10/20
43001-2186-000-00	11/11/2020	(227.90)	0.00	USD	JRNLWA00418432	P	From Voucher Posting.	asnell	0/JE IC	VUS000015184		CITY OF MCCLEARY
43001-2186-000-00	11/11/2020	36.13	0.00	USD	JRNLWA00418432	P	From Voucher Posting.	asnell	0/JE IC	VUS000015106		CITY OF MONTESANO
43001-2186-000-00	11/11/2020	32.71	0.00	USD	JRNLWA00418432	P	From Voucher Posting.	asnell	0/JE IC	VUS000015097		CITY OFCOSMOPOLIS
43001-2186-000-00	11/11/2020	(14.31)	0.00	USD	JRNLWA00418432	P	From Voucher Posting.	asnell	0/JE IC	VUS000015123		CITY OF ELMA
43001-2186-000-00	11/11/2020	(0.60)	0.00	USD	JRNLWA00418432	P	From Voucher Posting.	asnell	0/JE IC	VUS000015088		CITY OF OAKVILLE
43001-2186-000-00	11/17/2020	8.43	0.00	USD	JRNLWA00418509	P	From Voucher Posting.	asnell	0/JE IC	VUS000027633		CITY OF SOUTH BEND
43001-2186-000-00	11/17/2020	7,023.00	0.00	USD	JRNLWA00418511	P	From Voucher Posting.	asnell	0/JE IC	VUS000015232		CITY OF ABERDEEN SEWER
43001-2186-000-00	11/23/2020	(803.39)	0.00	USD	JRNLWA00418584	P	From Voucher Posting.	JeffS	0/JE IC	VUS000021339		WASHINGTON DEPARTMENT OF REVENUE
43001-2186-000-99	11/30/2020	(144.22)	0.00	USD	JRNLWA00418395	P	WRO B&O Tax Accrual	HeatherH	0/JE IC			WRO B&O Tax Accrual 10/20
43001-2186-000-99	11/30/2020	144.95	0.00	USD	JRNLWA00419399	P	WRO B&O Tax Reclass	HelenaK	0/JE IC			WRO B&O Tax Reclass
43001-2186-000-00	11/30/2020	1,015.12	0.00	USD	JRNLWA00419492	P	TAX11-Rcrd B&O Taxes	JoshuaV	0/JE IC			City of Aberdeen B&O Tax
43001-2186-000-00	11/30/2020	67.67	0.00	USD	JRNLWA00419492	P	TAX11-Rcrd B&O Taxes	JoshuaV	0/JE IC			City of South Bend B&O Tax
43001-2186-000-00	11/30/2020	20,252.40	0.00	USD	JRNLWA00419773	P	TAX12-Rcrd SLM Excise Tax	LaurenTi	0/JE IC			State B&O Tax Accrual
43001-2186-000-00	11/30/2020	140.17	0.00	USD	JRNLWA00419773	P	TAX12-Rcrd SLM Excise Tax	LaurenTi	0/JE IC			Public Utility Tax Accrual
43001-2186-000-99	11/30/2020	235.27	0.00	USD	JRNLWA00419897	P	WRO B&O Tax Accrual	HeatherH	0/JE IC			WRO B&O Tax Accrual 11/20
43001-2186-000-00	12/16/2020	7,023.00	0.00	USD	JRNLWA00420119	P	From Voucher Posting.	asnell	0/JE IC	VUS000015232		CITY OF ABERDEEN SEWER
43001-2186-000-00	12/16/2020	30.43	0.00	USD	JRNLWA00420130	P	From Voucher Posting.	asnell	0/JE IC	VUS000015184		CITY OF MCCLEARY
43001-2186-000-00	12/16/2020	(36.39)	0.00	USD	JRNLWA00420130	P	From Voucher Posting.	asnell	0/JE IC	VUS000015106		CITY OF MONTESANO
43001-2186-000-00	12/16/2020	0.87	0.00	USD	JRNLWA00420130	P	From Voucher Posting.	asnell	0/JE IC	VUS000015097		CITY OFCOSMOPOLIS
43001-2186-000-00	12/16/2020	5.74	0.00	USD	JRNLWA00420130	P	From Voucher Posting.	asnell	0/JE IC	VUS000015123		CITY OF ELMA
43001-2186-000-00	12/16/2020	0.70	0.00	USD	JRNLWA00420130	P	From Voucher Posting.	asnell	0/JE IC	VUS000015088		CITY OF OAKVILLE

Journal Entry Query Tool

v.4.6

NOTE: Ctrl+Shift+J to pull data

Date Range:

From: 2020-04
To: 2021-03

Other Criteria

Districts: 2186
Accts: 43001
System:
Subsystem:

Total of Entries: 350,459.48 0.00 *pstd: P = Posted, U = Unposted, S = Staged, C:0 = I/C Unposted, -1 = Hanging out there.
Num of Entries Shown: 204 204 *records limit: 10000

Full Account	Date	Amount USD	Amount CAD	Nat Currency	Journal Control Num	Pstd*	Journal Description	User	R/Type	Vendor Code	One Time Ver	Further Description
43001-2186-000-00	4/14/2020	1.54	0.00	USD	JRNLWA00407894	P	From Voucher Posting.	asnell	0/JE IC	VUS000015088		CITY OF OAKVILLE
43001-2186-000-00	12/28/2020	819.09	0.00	USD	JRNLWA00420277	P	From Voucher Posting.	JudyA	0/JE IC	VUS000021339		WASHINGTON DEPARTMENT OF REVENUE
43001-2186-000-99	12/31/2020	(235.27)	0.00	USD	JRNLWA00419965	P	WRO B&O Tax Accrual	HeatherH	0/JE IC			WRO B&O Tax Accrual 11/20
43001-2186-000-00	12/31/2020	1,049.64	0.00	USD	JRNLWA00421004	P	TAX11-Rcrd B&O Taxes	JacobMas	0/JE IC			City of Aberdeen B&O Tax
43001-2186-000-00	12/31/2020	66.02	0.00	USD	JRNLWA00421004	P	TAX11-Rcrd B&O Taxes	JacobMas	0/JE IC			City of South Bend B&O Tax
43001-2186-000-99	12/31/2020	236.46	0.00	USD	JRNLWA00421071	P	WRO B&O Tax Reclass	LaurenTi	0/JE IC			WRO B&O Tax Reclass
43001-2186-000-00	12/31/2020	21,012.87	0.00	USD	JRNLWA00421314	P	TAX12-Rcrd SLM Excise Tax	LaurenTi	0/JE IC			State B&O Tax Accrual
43001-2186-000-00	12/31/2020	165.77	0.00	USD	JRNLWA00421314	P	TAX12-Rcrd SLM Excise Tax	LaurenTi	0/JE IC			Public Utility Tax Accrual
43001-2186-000-00	12/31/2020	(1,631.01)	0.00	USD	JRNLWA00421315	P	2020-12 S LeMay PO Log Accrual	LaurenTi	0/JE IC			VUS000027633: PO 00421: CITY OF SOUTH
43001-2186-000-99	12/31/2020	175.55	0.00	USD	JRNLWA00421686	P	WRO B&O Tax Accrual	HeatherH	0/JE IC			WRO B&O Tax Accrual 12/20
43001-2186-000-00	1/13/2021	(1,631.01)	0.00	USD	JRNLWA00421822	P	From Voucher Posting.	JeffS	0/JE IC	VUS000027633		CITY OF SOUTH BEND
43001-2186-000-00	1/19/2021	(32.60)	0.00	USD	JRNLWA00421972	P	From Voucher Posting.	JeffS	0/JE IC	VUS000015184		CITY OF MCCLEARY
43001-2186-000-00	1/19/2021	0.21	0.00	USD	JRNLWA00421972	P	From Voucher Posting.	JeffS	0/JE IC	VUS000015123		CITY OF ELMA
43001-2186-000-00	1/19/2021	(0.85)	0.00	USD	JRNLWA00421972	P	From Voucher Posting.	JeffS	0/JE IC	VUS000015097		CITY OFCOSMOPOLIS
43001-2186-000-00	1/19/2021	33.87	0.00	USD	JRNLWA00421972	P	From Voucher Posting.	JeffS	0/JE IC	VUS000015106		CITY OF MONTESANO
43001-2186-000-00	1/19/2021	0.07	0.00	USD	JRNLWA00421972	P	From Voucher Posting.	JeffS	0/JE IC	VUS000015088		CITY OF OAKVILLE
43001-2186-000-00	1/19/2021	150.91	0.00	USD	JRNLWA00421972	P	From Voucher Posting.	JeffS	0/JE IC	VUS000015131		CITY OF ABERDEEN FINANCE
43001-2186-000-00	1/19/2021	122.10	0.00	USD	JRNLWA00421972	P	From Voucher Posting.	JeffS	0/JE IC	VUS000015097		CITY OFCOSMOPOLIS
43001-2186-000-00	1/19/2021	45.55	0.00	USD	JRNLWA00421972	P	From Voucher Posting.	JeffS	0/JE IC	VUS000015090		CITY OF OCEAN SHORES
43001-2186-000-00	1/20/2021	7,023.00	0.00	USD	JRNLWA00421986	P	From Voucher Posting.	JeffS	0/JE IC	VUS000015232		CITY OF ABERDEEN SEWER
43001-2186-000-00	1/20/2021	(41.59)	0.00	USD	JRNLWA00421988	P	From Voucher Posting.	JeffS	0/JE IC	VUS000027633		CITY OF SOUTH BEND
43001-2186-000-00	1/25/2021	138.28	0.00	USD	JRNLWA00422041	P	From Voucher Posting.	JudyA	0/JE IC	VUS000021339		WASHINGTON DEPARTMENT OF REVENUE
43001-2186-000-00	1/31/2021	1,631.01	0.00	USD	JRNLWA00421336	P	2020-12 S LeMay PO Log Accrual	ahuynh	0/JE IC			VUS000027633: PO 00421: CITY OF SOUTH
43001-2186-000-99	1/31/2021	(175.55)	0.00	USD	JRNLWA00421734	P	WRO B&O Tax Accrual	LaurenTi	0/JE IC			WRO B&O Tax Accrual 12/20
43001-2186-000-00	1/31/2021	1,029.64	0.00	USD	JRNLWA00422836	P	TAX11-Rcrd B&O Taxes	HeatherH	0/JE IC			City of Aberdeen B&O Tax
43001-2186-000-00	1/31/2021	66.05	0.00	USD	JRNLWA00422836	P	TAX11-Rcrd B&O Taxes	HeatherH	0/JE IC			City of South Bend B&O Tax
43001-2186-000-00	1/31/2021	20,583.40	0.00	USD	JRNLWA00423012	P	TAX12-Rcrd SLM Excise Tax	HelenaK	0/JE IC			State B&O Tax Accrual
43001-2186-000-00	1/31/2021	163.35	0.00	USD	JRNLWA00423012	P	TAX12-Rcrd SLM Excise Tax	HelenaK	0/JE IC			Public Utility Tax Accrual
43001-2186-000-00	1/31/2021	7,023.00	0.00	USD	JRNLWA00423018	P	2021-01 S LeMay PO Log Accrual	HelenaK	0/JE IC			VUS000015232: PO 00109: CITY OF ABERDE
43001-2186-000-99	1/31/2021	176.43	0.00	USD	JRNLWA00423267	P	2021-01 WRO B&O Tax Reclass	HeatherH	0/JE IC			WRO B&O Tax Reclass
43001-2186-000-00	1/31/2021	(7,023.00)	0.00	USD	JRNLWA00423372	P	Balance Sheet and PO Log Adj	LesleyG	1/JE STD			City of Aberdeen
43001-2186-000-99	1/31/2021	122.30	0.00	USD	JRNLWA00423389	P	2021-01 WRO B&O Tax Accrual	HeatherH	0/JE IC			2021-01 WRO B&O Tax Accrual
43001-2186-000-00	2/10/2021	7,023.00	0.00	USD	JRNLWA00423477	P	From Voucher Posting.	JudyA	0/JE IC	VUS000015232		CITY OF ABERDEEN SEWER
43001-2186-000-00	2/16/2021	(1.54)	0.00	USD	JRNLWA00423580	P	From Voucher Posting.	JudyA	0/JE IC	VUS000015088		CITY OF OAKVILLE
43001-2186-000-00	2/16/2021	3.99	0.00	USD	JRNLWA00423580	P	From Voucher Posting.	JudyA	0/JE IC	VUS000015123		CITY OF ELMA
43001-2186-000-00	2/16/2021	(1.90)	0.00	USD	JRNLWA00423580	P	From Voucher Posting.	JudyA	0/JE IC	VUS000015097		CITY OFCOSMOPOLIS
43001-2186-000-00	2/16/2021	(88.62)	0.00	USD	JRNLWA00423580	P	From Voucher Posting.	JudyA	0/JE IC	VUS000015106		CITY OF MONTESANO
43001-2186-000-00	2/16/2021	33.06	0.00	USD	JRNLWA00423580	P	From Voucher Posting.	JudyA	0/JE IC	VUS000015184		CITY OF MCCLEARY
43001-2186-000-00	2/16/2021	(33.59)	0.00	USD	JRNLWA00423586	P	From Voucher Posting.	asnell	0/JE IC	VUS000027633		CITY OF SOUTH BEND
43001-2186-000-00	2/22/2021	47.38	0.00	USD	JRNLWA00423662	P	From Voucher Posting.	asnell	0/JE IC	VUS000021339		WASHINGTON DEPARTMENT OF REVENUE
43001-2186-000-00	2/28/2021	(7,023.00)	0.00	USD	JRNLWA00423073	P	2021-01 S LeMay PO Log Accrual	LaurenTi	0/JE IC			VUS000015232: PO 00109: CITY OF ABERDE
43001-2186-000-00	2/28/2021	7,023.00	0.00	USD	JRNLWA00423412	P	Balance Sheet and PO Log Adj	LesleyG	0/REVERSE			City of Aberdeen
43001-2186-000-99	2/28/2021	(122.30)	0.00	USD	JRNLWA00423415	P	2021-01 WRO B&O Tax Accrual	HelenaK	0/JE IC			2021-01 WRO B&O Tax Accrual
43001-2186-000-00	2/28/2021	1,069.44	0.00	USD	JRNLWA00424502	P	TAX11-Rcrd B&O Taxes	HelenaK	0/JE IC			City of Aberdeen B&O Tax
43001-2186-000-00	2/28/2021	66.08	0.00	USD	JRNLWA00424502	P	TAX11-Rcrd B&O Taxes	HelenaK	0/JE IC			City of South Bend B&O Tax
43001-2186-000-99	2/28/2021	122.91	0.00	USD	JRNLWA00424633	P	2021-02 WRO B&O Tax Reclass	HelenaK	0/JE IC			WRO B&O Tax Reclass
43001-2186-000-00	2/28/2021	20,881.39	0.00	USD	JRNLWA00424637	P	TAX12-Rcrd SLM Excise Tax	HelenaK	0/JE IC			State B&O Tax Accrual
43001-2186-000-00	2/28/2021	132.05	0.00	USD	JRNLWA00424637	P	TAX12-Rcrd SLM Excise Tax	HelenaK	0/JE IC			Public Utility Tax Accrual
43001-2186-000-99	2/28/2021	126.15	0.00	USD	JRNLWA00424986	P	2021-02 WRO B&O Tax Accrual	HeatherH	0/JE IC			2021-02 WRO B&O Tax Accrual
43001-2186-000-00	3/16/2021	(27.85)	0.00	USD	JRNLWA00425149	P	From Voucher Posting.	JudyA	0/JE IC	VUS000015184		CITY OF MCCLEARY
43001-2186-000-00	3/16/2021	23.98	0.00	USD	JRNLWA00425149	P	From Voucher Posting.	JudyA	0/JE IC	VUS000015106		CITY OF MONTESANO
43001-2186-000-00	3/16/2021	0.90	0.00	USD	JRNLWA00425149	P	From Voucher Posting.	JudyA	0/JE IC	VUS000015097		CITY OFCOSMOPOLIS
43001-2186-000-00	3/16/2021	(0.43)	0.00	USD	JRNLWA00425149	P	From Voucher Posting.	JudyA	0/JE IC	VUS000015123		CITY OF ELMA
43001-2186-000-00	3/16/2021	(2.65)	0.00	USD	JRNLWA00425149	P	From Voucher Posting.	JudyA	0/JE IC	VUS000015088		CITY OF OAKVILLE
43001-2186-000-00	3/17/2021	7,023.00	0.00	USD	JRNLWA00425164	P	From Voucher Posting.	asnell	0/JE IC	VUS000015232		CITY OF ABERDEEN SEWER
43001-2186-000-00	3/24/2021	95.79	0.00	USD	JRNLWA00425250	P	From Voucher Posting.	JudyA	0/JE IC	VUS000021339		WASHINGTON DEPARTMENT OF REVENUE
43001-2186-000-00	3/25/2021	(4.15)	0.00	USD	JRNLWA00425276	P	From Voucher Posting.	JudyA	0/JE IC	VUS000027633		CITY OF SOUTH BEND
43001-2186-000-99	3/31/2021	(126.15)	0.00	USD	JRNLWA00425009	P	2021-02 WRO B&O Tax Accrual	HeatherH	0/JE IC			2021-02 WRO B&O Tax Accrual
43001-2186-000-00	3/31/2021	1,075.24	0.00	USD	JRNLWA00426062	P	TAX11-Rcrd B&O Taxes	HeatherH	0/JE IC			City of Aberdeen B&O Tax
43001-2186-000-00	3/31/2021	73.52	0.00	USD	JRNLWA00426062	P	TAX11-Rcrd B&O Taxes	HeatherH	0/JE IC			City of South Bend B&O Tax
43001-2186-000-00	3/31/2021	21,979.44	0.00	USD	JRNLWA00426382	P	TAX12-Rcrd SLM Excise Tax	HelenaK	0/JE IC			State B&O Tax Accrual
43001-2186-000-00	3/31/2021	150.23	0.00	USD	JRNLWA00426382	P	TAX12-Rcrd SLM Excise Tax	HelenaK	0/JE IC			Public Utility Tax Accrual
43001-2186-000-99	3/31/2021	126.79	0.00	USD	JRNLWA00426440	P	2021-03 WRO B&O Tax Reclass	ahuynh	0/JE IC			WRO B&O Tax Reclass
43001-2186-000-99	3/31/2021	156.53	0.00	USD	JRNLWA00426444	P	2021-03 WRO B&O Tax Accrual	ahuynh	0/JE IC			2021-03 WRO B&O Tax Accrual

Journal Entry Query Tool

v.4.6

Total of Entries:	350,459.48	0.00
Num of Entries Shown:	204	204

Full Account	Date	Amount USD	Amount CAD
43001-2186-000-00	4/14/2020	1.54	0.00

Row Labels	Sum of Amount USD	Pasted Values
CITY OF ABERDEEN FINANCE	(58.97)	(58.97) x
2021-01 WRO B&O Tax Accrual	-	- B
2021-02 WRO B&O Tax Accrual	-	- B
2021-03 WRO B&O Tax Accrual	156.53	156.53 B
City of Aberdeen	-	- x
City of Aberdeen B&O Tax	12,316.47	12,316.47 x
CITY OF ABERDEEN SEWER	84,276.00	84,276.00 x
CITY OF ELMA	(20.94)	(20.94) x
CITY OF MCCLEARY	12.12	12.12 x
CITY OF MONTESANO	(75.05)	(75.05) x
CITY OF OAKVILLE	5.64	5.64 x
CITY OF OCEAN SHORES	(14.04)	(14.04) x
CITY OF SOUTH BEND	(1,690.84)	(1,690.84) x
City of South Bend B&O Tax	806.11	806.11 B
CITY OFCOSMOPOLIS	547.27	547.27 x
Public Utility Tax Accrual	1,715.89	1,715.89 U
State B&O Tax Accrual	250,391.08	250,391.08 B
VUS000015232: PO 00109: CITY	-	- x
VUS000027633: PO 00421: CITY	9.71	9.71 x
WASHINGTON DEPARTMENT OF	139.05	139.05 O
WRO B&O Tax Accrual 10/20	-	- B
WRO B&O Tax Accrual 11/20	-	- B
WRO B&O Tax Accrual 12/20	-	- B
WRO B&O Tax Accrual 3/20	(139.56)	(139.56) B
WRO B&O Tax Accrual 4/20	-	- B
WRO B&O Tax Accrual 5/20	-	- B
WRO B&O Tax Accrual 6/20	-	- B
WRO B&O Tax Accrual 7/20	-	- B
WRO B&O Tax Accrual 8/20	-	- B
WRO B&O Tax Accrual 9/20	-	- B
WRO B&O Tax Reclass	2,083.01	2,083.01 B
Grand Total	350,459.48	350,459.48

B&O Taxes	B	253,297.17
Non-Reg	X	95,307.37
Utility Tax	U	1,715.89
Other	O	139.05
		<u>350,459.48</u>