



2183

2019-04




2183

2019-04




2183

2019-04




2183

2019-04




2184

2019-04




2184

2019-04




2184

2019-04




2185

2019-04




2185

2019-04



2185

2019-04



LeMay Enterprises - Pacific/Rural Disposal
Consolidated Income Statement
Restating, Pro forma, and Allocation Adjustments

Questions on
Updated by LAW

UNADJUSTED FINANCIALS

RESTATING ADJUSTMENTS

ADJUSTED BALANCE

PROFORMA ADJUSTMENTS

FINAL TOTAL

865,069

(94,418)

770,651

ALLOCATED

Ratios/Actual

LeMay Enterprises - Pacific/Rural Disposal
Consolidated Income Statement
Restating, Pro forma, and Allocation Adjustments

Questions on
Updated by LAW

UNADJUSTED FINANCIALS

RESTATING ADJUSTMENTS

ADJUSTED BALANCE

PROFORMA ADJUSTMENTS

FINAL TOTAL

865,069

(94,418)

770,651

ALLOCATED

Ratios/Actual

LeMay Enterprises - Pacific/Rural Disposal
Consolidated Income Statement
Restating, Pro forma, and Allocation Adjustments

Questions on
Updated by LAW

UNADJUSTED FINANCIALS

RESTATING ADJUSTMENTS

ADJUSTED BALANCE

PROFORMA ADJUSTMENTS

FINAL TOTAL


865,069

(94,418)

770,651

ALLOCATED

Ratios/Actual



**LeMay Enterprises - Pacific/Rural Disposal
Pacific/Rural Line of Business Allocations**

	Allocated Pacific-Rural	513,159 MSW	322,875 Recycle	24,463 Yard Waste	Total Regulated	
Revenue:						
32000 Residential	10,937,253	10,937,253			10,937,253	Actual
32100 Recycling	4,158,495		4,158,495		4,158,495	Actual
32110 Yard Waste	1,840,164			1,840,164	1,840,164	Actual
MF Recycling	506,932		506,932		506,932	Actual
33000 Comm Containers	6,226,893	6,226,893			6,226,893	Actual
31000 Drop Box	1,455,286	1,455,286			1,455,286	Actual
31004 Drop Box Recycling	-				-	Actual
31005 Pass Thru	2,613,259	2,613,259			2,613,259	Actual
35000 TF Station	-				-	Actual
33020 Comm Recycling	-				-	Actual
35500 Recycling Material	-				-	Actual
38000 Service Charge	26,572	10,970	11,976	3,626	26,572	Cust Cnt
38001 P-Card Revenue	25,721	16,476	7,351	1,895	25,721	Rt Hrs
Total	27,790,576	21,260,137	4,684,754	1,845,685	27,790,576	
	-	77%	17%	7%	-	
Expenses:						
57125 Building Supplies	4,813	1,987	2,169	657	4,813	Cust Cnt
57147 Repair-Shop, Bldg	124,003	51,194	55,886	16,923	124,003	Cust Cnt
41200 Total	128,816	53,181	58,055	17,580	128,816	
52010 Salaries	75,423	48,311	21,556	5,556	75,423	Rt Hrs
52020 Wages-Regular	464,830	297,742	132,847	34,240	464,830	Rt Hrs
52025 Wages-OT	65,037	41,659	18,587	4,791	65,037	Rt Hrs
52035 Safety Bonus	5,301	3,395	1,515	390	5,301	Rt Hrs
52065 Vacation Pay	14,776	9,465	4,223	1,088	14,776	Rt Hrs
52070 Sick Pay	18,068	11,573	5,164	1,331	18,068	Rt Hrs
41310 Wages Mechanics	643,434	412,145	183,892	47,397	643,434	
55020 Wages Regular	2,270	2,270	-	-	2,270	Actual
55025 Wages O.T.	247	247	-	-	247	Actual
55065 Vacation Pay	191	191	-	-	191	Actual
41311 Wages Container Mechanics	2,707	2,707	-	-	2,707	
52120 Parts & Materials	291,464	186,694	83,300	21,470	291,464	Rt Hrs
52125 Operating Supplies	50,495	32,344	14,431	3,720	50,495	Rt Hrs
52135 Equipment & Maint Rep	63	40	18	5	63	Rt Hrs
55120 Parts & Materials	9,045	9,045	-	-	9,045	Actual
55125 Operating Supplies	13,662	13,662	-	-	13,662	Actual
41320 Total Parts & Materials	364,728	241,785	97,749	25,194	364,728	
52147 Outside Repair	116,907	74,884	33,412	8,612	116,907	Rt Hrs
55147 Outside Repair	311,121	311,121	-	-	311,121	Actual
41330 Total	428,028	386,004	33,412	8,612	428,028	
59400 Damage Paid by District	1,925	1,233	550	142	1,925	Rt Hrs
59401 Ins Claims Repairs	7,340	4,702	2,098	541	7,340	Rt Hrs
41340 Accident Repair	9,266	5,935	2,648	683	9,266	
52140 Tires & Tubes	158,620	101,603	45,333	11,684	158,620	Rt Hrs
41600 Total	158,620	101,603	45,333	11,684	158,620	

**LeMay Enterprises - Pacific/Rural Disposal
Pacific/Rural Line of Business Allocations**

	Allocated Pacific-Rural	513,159 MSW	322,875 Recycle	24,463 Yard Waste	Total Regulated	
52086 Safety & Training	13,504	8,650	3,859	995	13,504	Rt Hrs
52090 Uniforms	5,472	3,505	1,564	403	5,472	Rt Hrs
52182 Towing	7,358	4,713	2,103	542	7,358	Rt Hrs
57254 Drive Cam Fees	34,688	22,219	9,914	2,555	34,688	Rt Hrs
55335 Miscellaneous	289,981	122,480	122,867	44,634	289,981	Cart Count
41800 Other Maint	351,002	161,567	140,307	49,129	351,002	
50010 Salaries-Supervisor	1,041	667	298	77	1,041	Rt Hrs
56010 Salaries-Supervisor	227,685	145,841	65,072	16,772	227,685	Rt Hrs
56065 Vacation Pay	1,366	875	391	101	1,366	Rt Hrs
42100 Wages-Supervisor	230,092	147,383	65,760	16,949	230,092	
50020 Wages Regular	2,472,054	1,583,450	706,506	182,097	2,472,054	Rt Hrs
50025 Wages OT	792,024	507,323	226,358	58,342	792,024	Rt Hrs
50035 Safety Bonus	24,358	15,602	6,961	1,794	24,358	Rt Hrs
50065 Vacation Pay	129,444	82,914	36,995	9,535	129,444	Rt Hrs
50070 Sick Pay	111,949	71,708	31,995	8,246	111,949	Rt Hrs
42300 Total Driver Wages	3,529,828	2,260,997	1,008,816	260,015	3,529,828	
50045 Contract Labor	2,476	1,586	708	182	2,476	Rt Hrs
42315 Contract Labor	2,476	1,586	708	182	2,476	
52142 Fuel Expense	983,617	630,047	281,115	72,456	983,617	Rt Hrs
52144 Urea Additive Expense	13,144	8,419	3,756	968	13,144	Rt Hrs
52146 Oil and Grease	56,140	35,960	16,045	4,135	56,140	Rt Hrs
56142 Fuel Expense	44	28	13	3	44	Rt Hrs
42400 Total Fuel and Oil	1,052,945	674,454	300,929	77,562	1,052,945	
41121 Brokerage Cost	-	-	-	-	-	Actual
41129 Brokerage Cost IC	-	-	-	-	-	Actual
44168 Cost of Materials - Other	-	-	-	-	-	Actual
44169 Cost of Materials - IC	-	-	-	-	-	Actual
50086 Safety & Training	57,023	36,525	16,297	4,200	57,023	Rt Hrs
50090 Uniforms	25,288	16,198	7,227	1,863	25,288	Rt Hrs
52185 Travel	-	-	-	-	-	Rt Hrs
56200 Travel	157	100	45	12	157	Rt Hrs
57255 Other Prof Fees	11,068	7,090	3,163	815	11,068	Rt Hrs
57324 Penalties	-	-	-	-	-	Rt Hrs
57353 Monitoring	-	-	-	-	-	Rt Hrs
60205 Travel	-	-	-	-	-	Actual
42800 Other Collection Exp	93,535	59,913	26,732	6,890	93,535	
40101 Disposal Landfill	8,174,725	8,174,725	-	-	8,174,725	Actual
Pass-Thru (Manual Adjust)	2,613,259	2,613,259	-	-	2,613,259	Actual
Yard Waste	420,930	-	-	420,930	420,930	Actual
40109 Disposal Landfill Intercompany	-	-	-	-	-	Actual
40122 Other Disposal	-	-	-	-	-	Actual
40139 Disposal Transfer Interco	-	-	-	-	-	Actual
43600 Dump Fee and Charges	11,208,914	10,787,984	-	420,930	11,208,914	
40861 Processing Fee	61,453	-	61,453	-	61,453	Actual
40869 Processing Fee - Intercompan	-	-	-	-	-	Actual

**LeMay Enterprises - Pacific/Rural Disposal
Pacific/Rural Line of Business Allocations**

	Allocated Pacific-Rural	513,159 MSW	322,875 Recycle	24,463 Yard Waste	Total Regulated	
43800 Processing Fee	61,453	-	61,453	-	61,453	
60010 Salaries	-	-	-	-	-	Actual
60030 Bonuses and Commissions	-	-	-	-	-	Actual
60060 Group Insurance	-	-	-	-	-	Actual
60065 Vacation Pay	-	-	-	-	-	Actual
60070 Sick Pay	-	-	-	-	-	Actual
60201 Entertainment	-	-	-	-	-	Actual
60095 Employee Comm Activity	-	-	-	-	-	Actual
44000 Sales	-	-	-	-	-	
43002 UTC Fee	142,595	109,087	24,038	9,470	142,595	Revenue
44300 WUTC Fee	142,595	109,087	24,038	9,470	142,595	
60195 Dues and Subscriptions	-	-	-	-	-	Actual
60225 Advertising & Promotion	5,099	2,105	2,298	696	5,099	Cust Cnt
70225 Advertising	212	88	96	29	212	Cust Cnt
44500 Advertising Exp	5,311	2,193	2,394	725	5,311	
59340 Self Insurance Premium	76,830	49,213	21,958	5,659	76,830	Rt Hrs
59341 Current Year Claims	22,506	14,416	6,432	1,658	22,506	Rt Hrs
59342 Prior Year Claims	28,815	18,457	8,235	2,123	28,815	Rt Hrs
45300 Public Liability	128,151	82,086	36,625	9,440	128,151	
59343 WC Current Year Claims	(3,015)	(1,932)	(862)	(222)	(3,015)	Rt Hrs
59344 WC Prior Year Claims	9,356	5,993	2,674	689	9,356	Rt Hrs
59500 WC Premium	23,926	15,325	6,838	1,762	23,926	Rt Hrs
57370 Bond Exp-WC	713	457	204	53	713	Rt Hrs
45400 Workmen's Comp	30,979	19,844	8,854	2,282	30,979	
70010 Salaries	685,739	283,106	309,048	93,586	685,739	Cust Cnt
70020 Wages Regular	518,892	214,223	233,853	70,815	518,892	Cust Cnt
70025 Wages OT	56,474	23,315	25,452	7,707	56,474	Cust Cnt
70035 Safety Bonuses	463	191	208	63	463	Cust Cnt
70036 Bonuses	12,702	5,244	5,724	1,733	12,702	Cust Cnt
70045 Contract Labor	5,575	2,302	2,513	761	5,575	Cust Cnt
70065 Vacation	10,713	4,423	4,828	1,462	10,713	Cust Cnt
70070 Sick Leave	22,808	9,416	10,279	3,113	22,808	Cust Cnt
46130 Salaries-Office	1,313,365	542,219	591,905	179,240	1,313,365	
70149 Corp OH Allocation	468,248	358,216	78,934	31,098	468,248	Revenue
46100 Management Fee	468,248	358,216	78,934	31,098	468,248	
52181 Freight	-	-	-	-	-	Rt Hrs
52200 Office Supplies	57	36	16	4	57	Rt Hrs
57175 Equipment Vehicle Rental	4,233	2,711	1,210	312	4,233	Rt Hrs
57345 Security Services	-	-	-	-	-	Rt Hrs
70185 Postage	9,607	3,966	4,329	1,311	9,607	Cust Cnt
70210 Office Supplies	93,147	38,456	41,979	12,712	93,147	Cust Cnt
Customer Notification	8,254	3,408	3,720	1,126	8,254	Cust Cnt
70214 Credit Card Fees	151,177	62,413	68,132	20,632	151,177	Cust Cnt
70215 Bank Charges	1	0	0	0	1	Cust Cnt
70300 Data Processing	155,189	64,070	69,941	21,179	155,189	Cust Cnt
70302 Computer Supplies	2,918	1,205	1,315	398	2,918	Cust Cnt
70320 Credit and Collection	70,645	29,166	31,838	9,641	70,645	Cust Cnt

**LeMay Enterprises - Pacific/Rural Disposal
Pacific/Rural Line of Business Allocations**

	Allocated Pacific-Rural	513,159 MSW	322,875 Recycle	24,463 Yard Waste	Total Regulated	
70345 Security Services	8,630	3,563	3,889	1,178	8,630	Cust Cnt
46200 Office & Other Exp	503,858	208,993	226,371	68,494	503,858	
70235 Legal	13,806	8,844	3,946	1,017	13,806	Rt Hrs
46300 Legal & Accounting	13,806	8,844	3,946	1,017	13,806	
57150 Utilities	-	-	-	-	-	Rt Hrs
70150 Utilities	31,759	13,112	14,313	4,334	31,759	Cust Cnt
46400 Utilities	31,759	13,112	14,313	4,334	31,759	
52165 Communication	4,220	2,703	1,206	311	4,220	Rt Hrs
57165 Communication	15,466	9,907	4,420	1,139	15,466	Rt Hrs
70165 Communication	26,739	11,039	12,051	3,649	26,739	Cust Cnt
70167 Cell Phone	20,669	8,533	9,315	2,821	20,669	Cust Cnt
46410 Communication	67,094	32,182	26,992	7,920	67,094	
50060 Group Insurance	216,954	138,968	62,005	15,981	216,954	Rt Hrs
50116 Union Benefit Expense	638,332	408,877	182,434	47,021	638,332	Rt Hrs
52060 Group Insurance	127,707	81,802	36,498	9,407	127,707	Rt Hrs
55060 Group Insurance	1,134	1,134	-	-	1,134	Comm Cust Cnt
56060 Group Insurance	39,508	25,306	11,291	2,910	39,508	Rt Hrs
70060 Group Insurance	296,506	122,412	133,629	40,465	296,506	Cust Cnt
46500 Employee Welfare	1,320,142	778,499	425,857	115,785	1,320,142	
50115 Pension	28,223	18,078	8,066	2,079	28,223	Rt Hrs
50117 Union Pension	261,644	167,594	74,777	19,273	261,644	Rt Hrs
52115 Pension	20,496	13,128	5,858	1,510	20,496	Rt Hrs
55115 Pension and Profit Sharing	96	96	-	-	96	Comm Cust Cnt
56115 Pension	10,606	6,794	3,031	781	10,606	Rt Hrs
60116 Pension	-	-	-	-	-	Actual
70116 Pension	33,500	13,830	15,098	4,572	33,500	Cust Cnt
46510 Pension	354,565	219,520	106,830	28,215	354,565	
70310 Bad Debt Provision	35,652	27,274	6,010	2,368	35,652	Revenue
46700 Bad Debts	35,652	27,274	6,010	2,368	35,652	
57252 Subcontract Exp	-	-	-	-	-	Actual
70037 Termination Pay	4,855	3,110	1,388	358	4,855	Rt Hrs
70086 Safety & Taining	11,685	4,824	5,266	1,595	11,685	Cust Cnt
70090 WCN Training	1,393	575	628	190	1,393	Cust Cnt
70095 Employee Comm Activity	49,002	31,387	14,005	3,610	49,002	Rt Hrs
70110 Contributions	-	-	-	-	-	Rt Hrs
70112 Political Contribution	-	-	-	-	-	Rt Hrs
70148 Alloc Exp In Distr	95,014	39,226	42,821	12,967	95,014	Cust Cnt
70175 Equipment Rental	10,623	6,804	3,036	782	10,623	Rt Hrs
70190 Registration Fee	-	-	-	-	-	Actual
70195 Dues & Subscriptions	11,049	4,562	4,980	1,508	11,049	Cust Cnt
70200 Travel	1,043	431	470	142	1,043	Cust Cnt
70201 Entertainment	400	165	180	55	400	Cust Cnt
70202 Excursion Meetings	7,365	3,040	3,319	1,005	7,365	Cust Cnt
70203 Lodging	10,249	4,231	4,619	1,399	10,249	Cust Cnt
70205 Travel Auto	2,819	1,164	1,270	385	2,819	Cust Cnt
70206 Meals	844	349	381	115	844	Cust Cnt
70231 Recruitment Advertising & Exp	(12)	(5)	(5)	(2)	(12)	Cust Cnt
70255 Other Professional Fees	5,347	2,208	2,410	730	5,347	Cust Cnt


**LeMay Enterprises - Pacific/Rural Disposal
Pacific/Rural Line of Business Allocations**


	Allocated Pacific-Rural	513,159 MSW	322,875 Recycle	24,463 Yard Waste	Total Regulated	
70330 Equipment/Truck Safety Event	6,226	3,988	1,779	459	6,226	Rt Hrs
70335 Miscellaneous	303	125	136	41	303	Cust Cnt
70336 Coffee Bar	(0)	(0)	(0)	(0)	(0)	Rt Hrs
70357 Permits	-	-	-	-	-	Rt Hrs
46900 Other General Expenses	218,204	106,184	86,682	25,338	218,204	
51260 Depreciation Trks	1,591,883	1,064,605	395,760	131,519	1,591,883	Deprec Schedule
54260 Depreciation Cont, DB	496,834	316,080	115,880	64,873	496,834	Deprec Schedule
Depreciation Service	17,056	10,925	4,874	1,256	17,056	Deprec Schedule
57260 Depreciation Shop	19,012	12,178	5,434	1,400	19,012	Deprec Schedule
70260 Depreciation Office	1,656	684	746	226	1,656	Deprec Schedule
Buildings (Structures)	35,102	9,639	22,277	3,186	35,102	Deprec Schedule
Leasehold Improvements	62,670	25,873	28,244	8,553	62,670	Deprec Schedule
70264 Amortization	-	-	-	-	-	Deprec Schedule
91010 Sale of Asset	(5,792)	(3,710)	(1,655)	(427)	(5,792)	Rt Hrs
Total	2,218,421	1,436,273	571,560	210,588	2,218,421	
41201 Rebate & Rev Sharing	-	-	-	-	-	Actual
57280 Other Taxes	-	-	-	-	-	Actual
52000 Operating Tax & Lic	-	-	-	-	-	
43001 Taxes & Pass Thru Fees	430,527	329,359	72,575	28,593	430,527	Revenue
52030 State Excise Tax	430,527	329,359	72,575	28,593	430,527	
51295 Licenses	64,990	41,629	18,574	4,787	64,990	Rt Hrs
57357 Permits	62	40	18	5	62	Rt Hrs
52200 Vehicle Licenses	65,053	41,669	18,592	4,792	65,053	
57275 Property Tax	90,133	37,211	40,621	12,301	90,133	Cust Cnt
52300 Property Tax	90,133	37,211	40,621	12,301	90,133	
50050 Payroll Taxes	282,164	180,737	80,642	20,785	282,164	Rt Hrs
52050 Payroll Taxes	49,420	31,655	14,124	3,640	49,420	Rt Hrs
55050 Payroll Taxes	223	223	-	-	223	Comm Cust Cnt
56050 Payroll Taxes	17,610	11,280	5,033	1,297	17,610	Rt Hrs
60050 Payroll Taxes	-	-	-	-	-	Actual
70050 Payroll Taxes	69,282	28,603	31,224	9,455	69,282	Cust Cnt
52400 Payroll Taxes	418,698	252,498	131,022	35,178	418,698	
57170 Real Estate Rental	4,526	2,899	1,294	333	4,526	Rt Hrs
53200 Rent-Land, Structures	4,526	2,899	1,294	333	4,526	
70269 Long Term Contr Amort	-	-	-	-	-	Actual
Total Amort	-	-	-	-	-	
91000 Unusual Gain/(Loss)	-	-	-	-	-	
Total	26,126,933	19,905,405	4,501,208	1,720,319	26,126,933	
Operating Ratio	94%	94%	96%	93%		
Net Income (Loss)	1,663,643	1,354,731	183,546	125,366	1,663,643	


**LeMay Enterprises - Pacific/Rural Disposal
Pacific/Rural Line of Business Allocations**

	Allocated Pacific-Rural	513,159 MSW	322,875 Recycle	24,463 Yard Waste	Total Regulated
Average Investment	13,552,052	9,845,476	2,949,076	757,499	13,552,052
		76.19%	17.23%	6.58%	


LeMay Enterprises - Pacific/Rural Disposal
MRF Baling Fee Calculation









LeMay Enterprises - Pacific/Rural Disposal
Restating Adjustments





LeMay Enterprises - Pacific/Rural Disposal
Restating Adjustments



LeMay Enterprises - Pacific/Rural Disposal
 Pro Forma Adjustments

PRO-FORMA RAISES INTO EXPENSE BASE

P-1

Restate Wage Increase:

Drivers	156,549	
Mechanics	18,988	
Container	725	
Supervisor	7,431	
Office	24,251	
Sales	1,602	
Total	<u>209,547</u>	PR-1

Wage Increase Taxes:

Drivers	11,976	
Mechanics	1,453	
Container	55	
Supervisor	569	
Office	1,855	
Sales	123	
Total	<u>16,030</u>	PR-1

TOTAL PR-1 225,577 PR-1

PRO-FORMA KNOWN EXPENSE OF NOTIFYING CUSTOMERS OF RATE INCREASE

P-2

	<u>Cust Counts</u>	
Cost per Quote	24,762	
Adjust \$	8,254	Amortize over 36 Months
		PR-2

PENSION PROFORMA ADJUSTMENT**P-3**

Waste Connections increased its 401(k) match from 3% to 5% due to new tax law savings. This increase went into effect in January 2019. We adjusted for the additional 8 months during the year that were not adjusted for this. Union employees received a \$.05 increase per hour, this was adjusted for the full 12 months

	Per Income			
	Statement	Adjustment		
50115 Pension	25,671.23	11,409.44	Current Match	3%
50117 Union Pension	266,436.46	4,311	2019 Match	5%
52115 Pension	18,921.77	8,409.68		67%
55115 Pension and Profit Sharing	127.17	56.52	8 Months Unadjusted	44%
56115 Pension	11,754.96	5,224.43		
60116 Pension	2,214.02	984.01		
70116 Pension	25,072.30	11,143.24		
	<u>350,197.91</u>	<u>41,537.94</u>		

PR-3**GROUP INSURANCE PROFORMA ADJUSTMENT****P-4**

Group Insurance expense increased from \$1,150 per employee to \$1,200 on January 1, 2019. This is a 4.34% increase per month. This adjustment calculates this change for the 8 months during 2018 that do not have the additional expense.

50060 Group Insurance	277,016.84	8,029.47	2018 Group Insurance Exp	\$	1,150
50116 Union Benefit Expense			2019 Group Insurance Exp	\$	<u>1,200</u>
52060 Group Insurance	163,062.81	4,726.46		\$	50
52116 Union Benefit Expense					4.3%
55060 Group Insurance	2,099.90	60.87			
55116 Union Benefit Expense					
56060 Group Insurance	61,466.87	1,781.65			
70060 Group Insurance	311,514.41	9,029.40			
	<u>815,160.83</u>	<u>23,627.85</u>			

PR-4**SICK PAYOUT****P-5**

As part of the union negotiations Waste Connections will pay out the sick time that has been accrued to union employees.

Sick Time Payout


Garbage Truck Drivers	\$	101,983.74	
Recycle Truck Drivers	\$	<u>8,128.32</u>	
	\$	110,112.06	
	\$	36,704.02	PR-5

New Hire Adjustment**P-6**


The site is adding one additional driver for their garbage routes. This employee is a union employee therefore the information below is based on the most recently negotiated union contract.

Regular Wages	\$	56,492.80	PR-6
Payroll Tax	\$	4,321.70	PR-6
Group Insurance	\$	16,332.00	PR-6
Pension	\$	<u>7,176.00</u>	PR-6
	\$	84,322.50	


LeMay Enterprises - Pacific/Rural Disposal
2183-2184-2185 Ratios



LeMay Enterprises - Pacific/Rural Disposal
2183-2184-2185 Ratios



LeMay Enterprises - Pacific/Rural Disposal
2183-2184-2185 Ratios



**LeMay Enterprises - Pacific/Rural Disposal
Pacific/Rural Line of Business Ratios**

Customer Counts	Total			
	Pacific/Rural	MSW	Recycle	YW
Residential	55,323	55,323		
Commercial Cont	5,436	5,436		
Drop Box	229	229		
Recycling	55,498		55,498	
Yard Waste	20,161			20,161
MF Recycling	11,078		11,078	
Total Customers	147,725	60,988	66,577	20,161
Cust Cnt		41.28%	45.07%	13.65%
Comm Cust Cnt		100.00%	0.00%	0.00%
Cart Cnt		42.24%	42.37%	15.39%

Route Hours	Total			
	Pacific/Rural	MSW	Recycle	YW
Residential/Comm	1,089.3	1,089.3		
Roll-off	214.9	214.9		
Recycling	515.2		515.2	
Yard Waste	150.0			150.0
MF Recycling	66.7		66.7	
Total Rt Hrs	2,036.1	1,304.2	581.9	150.0
Percent Rt Hours		64.05%	28.58%	7.37%


Depreciation	Total			
	Pacific/Rural	MSW	Recycle	YW
Trucks:				
Route	930,270	930,270		
RO	134,335	134,335		
Recycling	395,760		395,760	
Yard Waste	131,519			131,519
	1,591,883	1,064,605	395,760	131,519
Containers:				
Container/Carts	274,221	274,221		
Drop Box	41,860	41,860		
Recycling	115,880		115,880	
Yard Waste	64,873			64,873
	496,834	316,080	115,880	64,873

**LeMay Enterprises - Pacific/Rural Disposal
Pacific/Rural Line of Business Ratios**

Service	17,056	10,925	4,874	1,256	Rt Hrs
Shop	19,012	12,178	5,434	1,400	Rt Hrs
Office	1,656	684	746	226	Cust Cnt
Sales	-	-	-	-	Actual
TFS Equipment	-	-	-	-	Actual
Leasehold Impr	62,670	25,873	28,244	8,553	Cust Cnt
Building	23,347	9,639	10,522	3,186	Cust Cnt
MRF Building	11,755	-	11,755	-	MRF Tonnage
	135,496	59,298	61,575	14,622	
Total	2,224,213	1,439,983	573,216	211,014	

Average Investment	Total Pacific/Rural	MSW	Recycle	YW	
Trucks:					
Route	6,747,308	6,747,308			
RO	655,070	655,070			
Recycling	1,669,243		1,669,243		
Yard Waste	297,518			297,518	
	9,369,138	7,402,377	1,669,243	297,518	
Containers:					
Container/Carts	1,233,569	1,233,569			
Drop Box	312,752	312,752			
Recycling	477,116		477,116		
Yard Waste	300,913			300,913	
	2,324,349	1,546,321	477,116	300,913	
Service	41,269	26,435	11,795	3,040	Rt Hrs
Shop	69,205	44,329	19,779	5,098	Rt Hrs
Office	4,163	1,719	1,876	568	Cust Cnt
Sales	-	-	-	-	Actual
TFS Equipment	-	-	-	-	Actual
Leasehold Impr	155,544	64,216	70,100	21,228	Cust Cnt
Building	468,849	193,563	211,300	63,986	Cust Cnt
MRF Building	235,098	-	235,098	-	MRF Tonnage
Land	884,436	566,517	252,770	65,150	Rt Hrs
	1,858,565	896,778	802,718	159,069	
Total	13,552,052	9,845,476	2,949,076	757,499	

**LeMay Enterprises - Pacific/Rural Disposal
Transfer Station/ MRF Allocations (District 2184)**



Service Code	Service Code Description	Tariff	Jul-18	May-18	Jun-18	Jul-18	Aug-18	Sep-18	Oct-18	Nov-18	Dec-18	Jan-19	Feb-19	Mar-19	Apr-19	Total Revenue
		Rate 2018	Recy Rollback	Revenue	Revenue	Revenue	Revenue	Revenue	Revenue	Revenue	Revenue	Revenue	Revenue	Revenue	Revenue	
RESIDENTIAL SERVICES																
RESIDENTIAL GARBAGE																
1 RL020.OG1W001	20 GL 1X WK 1	9.32		876	876	865	846	828	815	797	782	776	761	751	742	9,715
1 RL032.OG1M001	32 GL 1X MO 1	6.45		123	123	123	123	123	123	116	116	106	113	110	110	1,406
1 RL032.OG1W001	32 GL 1X WK 1	13.22		5,318	5,323	5,237	5,225	5,163	5,109	4,729	4,966	4,866	4,810	4,751	4,710	60,205
1 RL032.OG1W001LL	32 GL 1X WK LL 1	6.99		7	7	7	7	7	7	7	7	7	7	7	7	84
1 RL032.OG1W002	32 GL 1X WK 2	20.21		546	546	546	539	519	519	478	485	485	485	485	469	6,101
1 RL032.OG1W003	32 GL 1X WK 3	28.47		85	85	85	85	85	85	85	85	85	85	85	85	1,025
1 SL020.OG1W001	20 GL 1X WK 1	9.32		30,696	30,993	31,095	31,015	30,885	30,934	30,579	30,750	30,630	30,697	31,068	31,116	370,458
1 SL035.OG1M001	35 GL 1X MO 1	6.45		4,696	4,662	4,633	4,640	4,912	4,698	4,675	4,679	4,624	4,657	4,696	4,707	56,279
1 SL035.OG1W001	35 GL 1X WK 1	13.25		344,871	345,485	345,624	346,182	344,584	344,597	342,040	342,472	340,884	341,021	340,568	342,499	4,120,828
1 SL065.OG1W001	65 GL 1X WK 1	19.94		305,745	307,557	306,711	308,755	310,177	310,748	312,881	312,578	313,924	314,652	317,092	316,451	3,737,272
1 SL095.OG1M001	95 GL 1X MO 1	9.79		3,424	3,419	3,469	3,434	3,440	3,491	3,632	3,652	3,586	3,567	3,526	3,531	42,172
1 SL095.OG1W001	95 GL 1X WK 1	27.89		105,583	107,267	108,849	111,329	112,263	112,969	113,866	114,220	114,738	114,941	116,336	117,272	1,349,633
1 SP20-RES		11.47		-	-	-	-	-	-	11	-	-	-	11	-	23
1 SP32-RES	SPECIAL PICK UP 32 GL - RES	11.47		-	11	-	-	34	-	-	-	-	-	-	-	46
1 SP35-RES	SPECIAL PICKUP 35 GL - RES	11.47		11	34	126	138	46	34	69	23	46	46	46	103	723
1 SP65-RES	SPECIAL PICK UP 65 GL - R	15.04		165	120	196	135	180	135	211	105	105	90	120	60	1,624
1 SP95-RES	SPECIAL PICK UP 95 GL - R	18.61		186	167	279	242	56	316	279	112	223	112	112	93	2,177
1 DISP-RES	DISPOSAL FEE - RES	0		124	136	199	170	215	238	269	304	173	146	176	171	2,321
1 DRIVEIN1-RES	DRIVE IN 1 - RES	6.3		513	497	488	490	496	491	485	485	485	484	492	486	5,892
1 DRIVEIN2-RES	DRIVE IN 2 - RES	9.5		10	10	10	-	-	-	-	-	-	-	-	-	29
1 EXTRA-RES	EXTRA CAN, BAG, BOX - RES	3.83		13,037	11,946	11,260	10,693	7,522	8,235	15,017	13,934	15,876	7,490	10,299	9,125	134,434
1 GOOD-RES	GOODWILL CREDIT - RES	0		-	-	-	(270)	-	(5)	-	-	-	-	-	-	(275)
1 REDELGW-RES	REDELIVER FEE GW - RES	16.8		84	34	17	-	-	17	34	-	-	17	17	-	202
1 REDELREC-RES	REDELIVER RECYCLING	16.8		-	-	-	-	17	34	-	-	-	-	-	-	50
1 REDEL-RES	REDELIVER FEE - RES	16.8		370	168	218	269	118	168	235	151	269	34	571	470	3,041
1 REINSTATE-RES	REINSTATE FEE - RES	11		1,903	1,529	1,650	1,837	1,232	1,738	1,749	1,871	1,748	1,331	1,859	1,595	20,042
1 RTRNCART65-RES	RETURN TRIP 65 GL - RES	5.75		6	12	6	-	-	-	-	-	-	-	6	-	29
1 RTRNCART-RES	RETURN TRIP FEE CART - RE	5.75		161	127	155	173	69	127	144	144	173	98	219	184	1,794
1 RTRNTRIP-RES	RETURN TRIP FEE - RES	5.75		75	58	81	92	69	6	58	86	58	-	23	23	627
1 TIME-RES	TIME FEE 1 - RES	0		462	832	396	540	344	-	-	-	-	-	-	-	2,574
1 W11-RES	WALK IN 6-25' - RES	1.9		115	121	127	127	130	121	127	131	142	155	160	146	1,602
1 W12-RES	WALK IN 26-50' - RES	3.5		20	14	14	14	12	14	14	14	14	14	18	18	181
1 W13-RES	WALK IN 51-75' - RES	5.1		5	5	5	13	28	20	14	17	15	15	15	15	169
1 W14-RES	WALK IN 76-100' - RES	6.7		34	34	34	34	34	34	34	34	34	34	34	34	402
1 SL065.OG1M001	65 GL 1X MO 1	0		-	-	-	-	-	-	-	-	-	-	-	-	-
0	TOTAL RESIDENTIAL GARBAGE	0		\$ 819,250.24	\$ 822,197.66	\$ 822,487.85	\$ 826,874.25	\$ 823,587.63	\$ 825,816.06	\$ 832,656.98	\$ 832,204.80	\$ 834,071.32	\$ 825,861.09	\$ 833,653.23	\$ 834,223.89	\$ 9,932,884.95
RESIDENTIAL RECYCLING																
1 RESIDENTIAL RECYCLING	RESIDENTIAL RECYCLING	0		0	0	0	0	0	0	0	0	0	0	0	0	0
1 RECPROGADJ-RES	RECYCLING PROGRAM ADJUSTM	7.28	6.25	364,660	366,341	338,080	304,450	304,144	315,912	315,378	315,744	315,606	315,762	316,880	317,757	3,890,717
1 RECBINONLYR	RECYCLE SERVICE ONLY	8.28	7.25	1,253	1,241	1,173	1,037	1,069	1,094	1,092	1,035	1,046	1,015	1,040	1,021	13,116
1 SPREC-RES	SPECIAL PICK UP RECYCLE - RES	11.47		80	229	252	252	103	138	195	115	149	138	69	103	1,824
0	TOTAL RESIDENTIAL RECYCLING	0		\$ 365,993.56	\$ 367,811.42	\$ 339,505.50	\$ 305,739.14	\$ 305,316.63	\$ 317,143.35	\$ 316,665.56	\$ 316,894.59	\$ 316,801.67	\$ 316,914.91	\$ 317,989.61	\$ 318,881.25	\$ 3,905,657.16
RESIDENTIAL YARD WASTE																
1 RESIDENTIAL YARD WASTE	RESIDENTIAL YARD WASTE	0		0	0	0	0	0	0	0	0	0	0	0	0	0
1 GWRES	GREENWASTE SERVICE - RES	7.6		146,106	149,763	150,210	151,335	150,922	150,777	149,972	149,107	147,763	147,237	148,174	149,716	1,791,082
1 EXTRAGWC-RES	EXTRA GREENWASTE FEE - RE	2.25		135	140	164	86	83	137	527	119	324	54	279	218	2,266
0	TOTAL RESIDENTIAL YARD WASTE	0		\$ 146,240.65	\$ 149,902.54	\$ 150,374.58	\$ 151,420.47	\$ 151,005.08	\$ 150,913.76	\$ 150,498.85	\$ 149,226.45	\$ 148,087.23	\$ 147,291.40	\$ 148,452.55	\$ 149,934.37	\$ 1,793,347.89
COMMERCIAL SERVICES																
1 COMMERCIAL SERVICES	COMMERCIAL SERVICES	0		0	0	0	0	0	0	0	0	0	0	0	0	0
1 COMMERCIAL GARBAGE	COMMERCIAL GARBAGE	0		0	0	0	0	0	0	0	0	0	0	0	0	0
1 RL002.OY5W001	2 YD 5X WK 1	574.64		1,149	1,149	1,149	1,149	1,149	1,149	1,149	1,149	1,149	1,149	1,149	1,149	13,791
1 FL001.SYXX001TEMPC	1.5 YD TEMP	22.88		-	-	-	-	137	23	-	-	-	-	-	-	160
1 FL001.OY1W001	1 YD 1X WK 1	80.36		11,443	11,512	11,463	11,383	11,354	11,315	11,295	11,270	11,279	11,391	11,250	11,118	136,072
1 FL001.OY2W001	1 YD 2X WK 1	147.13		147	147	147	147	147	147	147	147	147	184	294	229	2,031
1 FL001.OY3W001	1 YD 3X WK 1	213.9		214	214	214	214	214	214	214	214	214	214	214	214	2,567
1 FL001.OYEO001	1 YD EOW 1	0		47	47	47	47	47	47	47	47	47	47	47	47	565
1 FL001.SY1W001	1.5 YD 1X WK 1	103.23		13,874	13,936	13,988	14,282	14,452	14,638	14,555	14,452	14,349	14,246	14,349	14,452	171,573
1 FL001.SY2W001	1.5 YD 2X WK 1	189.96		8,928	9,118	9,118	9,118	9,118	9,118	9,118	9,118	9,118	9,118	9,118	9,308	109,417
1 FL001.SY3W001	1.5 YD 3X WK 1	276.69		3,320	3,320	3,320	3,320	3,320	3,320	3,320	3,320	3,320	3,320	3,320	3,320	39,843
1 FL002.OY1W001	2 YD 1X WK 1	134.52		21,012	20,750	21,040	21,147	21,288	21,059	20,985	21,153	21,143	21,019	17,824	20,951	249,371
1 FL002.OY1W001CMP	2 YD 1X WK COMP 1	360.21		360	360	360	360	360	360	360	360	360	360	360	360	5,133
1 FL002.OY2W001	2 YD 2X WK 1	244.55		13,890	14,102	14,428	14,184	13,634	13,450	13,233	12,880	13,015	12,717	12,472	12,662	160,668
1 FL002.OY3W001	2 YD 3X WK 1	354.58		4,255	3,900	3,900	3,900	3,900	4,255	4,910	5,319	5,373	5,673	5,673	5,673	56,733
1 FL002.OY5W001	2 YD 5X WK 1	574.64		575	575	575	575	575	1,149	1,463	1,463	1,463	1,463	1,463	1,463	11,096
1 FL003.OY1W001	3 YD 1X WK 1	179.66		33,354	33,013	33,552	33,722	33,854	34,135	33,911	34,075	34,315	34,854	33,462	33,947	406,193
1 FL003.OY2W001	3 YD 2X WK 1	332.12		11,226	13,123	11,678	11,945	12,621	12,584	12,731	12,164	11,750	12,288	12,288	12,288	146,982
1 FL003.OY3W001	3 YD 3X WK 1	484.58		6,784	7,269	7,269	7,613	7,753	7,753	7,269	7,632	7,045	7,269	7,269	7,269	88,193
1 FL003.OY5W001	3 YD 5X WK 1	789.5		1,579	1,579	1,579	1,579	1,579	1,579	1,794	1,364	1,579	1,579	1,579	969	18,338
1 FL004.OY1W001	4 YD 1X WK 1	232.45		26,081	26,213	26,499	26,337	26,267	26,499							

Thurston County
Pacific Tariff Regulated Price Out
May 2018-April 2019

Service Code	Service Code Description	May-18 Customers	Jun-18 Customers	Jul-18 Customers	Aug-18 Customers	Sep-18 Customers	Oct-18 Customers	Nov-18 Customers	Dec-18 Customers	Jan-19 Customers	Feb-19 Customers	Mar-19 Customers	Apr-19 Customers	Average
RESIDENTIAL SERVICES														
RESIDENTIAL GARBAGE														
RL020.OG1W001	20 GL 1X WK 1	94	94	93	91	89	87	86	84	83	82	81	80	87
RL032.OG1M001	32 GL 1X MO 1	19	19	19	19	19	19	18	18	17	18	17	17	18
RL032.OG1W001	32 GL 1X WK 1	402	403	396	395	391	386	358	376	368	364	359	356	380
RL032.OG1W001LL	32 GL 1X WK LL 1	1	1	1	1	1	1	1	1	1	1	1	1	1
RL032.OG1W002	32 GL 1X WK 2	27	27	27	27	26	26	24	24	24	24	24	23	25
RL032.OG1W003	32 GL 1X WK 3	3	3	3	3	3	3	3	3	3	3	3	3	3
SL020.OG1W001	20 GL 1X WK 1	3,294	3,325	3,336	3,328	3,314	3,319	3,281	3,299	3,286	3,294	3,334	3,339	3,312
SL035.OG1M001	35 GL 1X MO 1	728	723	718	719	762	728	725	725	717	722	728	730	727
SL035.OG1W001	35 GL 1X WK 1	26,028	26,074	26,085	26,127	26,006	26,007	25,814	25,847	25,727	25,737	25,703	25,849	25,917
SL065.OG1W001	65 GL 1X WK 1	15,333	15,424	15,382	15,484	15,556	15,584	15,691	15,676	15,743	15,780	15,902	15,870	15,619
SL095.OG1M001	95 GL 1X MO 1	350	349	354	351	351	357	371	373	366	364	360	361	359
SL095.OG1W001	95 GL 1X WK 1	3,786	3,846	3,903	3,992	4,025	4,051	4,083	4,095	4,114	4,121	4,171	4,205	4,033
SP20-RES		-	-	-	-	-	-	1	-	-	-	1	-	0
SP32-RES	SPECIAL PICK UP 32 GL - RES	-	1	-	-	3	-	-	-	-	-	-	-	0
SP35-RES	SPECIAL PICKUP 35 GL - RES	1	3	11	12	4	3	6	2	4	4	4	9	5
SP65-RES	SPECIAL PICK UP 65 GL - R	11	8	13	9	12	9	14	7	7	6	8	4	9
SP95-RES	SPECIAL PICK UP 95 GL - R	10	9	15	13	3	17	15	6	12	6	6	5	10
DISP-RES	DISPOSAL FEE -RES	-	-	-	-	-	-	-	-	-	-	-	-	-
DRIVEIN1-RES	DRIVE IN 1 - RES	81	79	77	78	79	78	77	77	77	77	78	77	78
DRIVEIN2-RES	DRIVE IN 2 - RES	1	1	1	-	-	-	-	-	-	-	-	-	0
EXTRA-RES	EXTRA CAN, BAG, BOX - RES	3,404	3,119	2,940	2,792	1,964	2,150	3,921	3,638	4,145	1,956	2,689	2,383	2,925
GOOD-RES	GOODWILL CREDIT - RES	-	-	-	-	-	-	-	-	-	-	-	-	-
REDELGW-RES	REDELIVER FEE GW - RES	5	2	-	-	-	1	2	-	-	1	1	-	1
REDELREC-RES	REDELIVER RECYCLING	-	-	-	-	1	2	-	-	-	-	-	-	0
REDEL-RES	REDELIVER FEE - RES	22	10	13	16	7	10	14	9	16	2	34	28	15
REINSTATE-RES	REINSTATE FEE - RES	173	139	150	167	112	158	159	170	159	121	169	145	152
RTRNCART65-RES	RETURN TRIP 65 GL - RES	1	2	1	-	-	-	-	-	-	-	1	-	0
RTRNCART-RES	RETURN TRIP FEE CART - RE	28	22	27	30	12	22	29	25	30	17	38	32	26
RTRNTRIP-RES	RETURN TRIP FEE - RES	13	10	14	16	12	1	10	15	10	-	4	4	9
TIME-RES	TIME FEE 1 - RES	-	-	-	-	-	-	-	-	-	-	-	-	-
WI1-RES	WALK IN 6-25' - RES	60	64	67	67	68	64	67	69	75	82	84	77	70
WI2-RES	WALK IN 26-50' - RES	6	4	4	4	4	4	4	4	4	4	5	5	4
WI3-RES	WALK IN 51-75' - RES	1	1	1	3	6	4	3	3	3	3	3	3	3
WI4-RES	WALK IN 76-100' - RES	5	5	5	5	5	5	5	5	5	5	5	5	5
SL065.OG1M001	65 GL 1X MO 1	-	-	-	-	-	-	-	-	-	-	-	-	-
TOTAL RESIDENTIAL GARBAGE		50,064.64	50,288.66	50,317.41	50,536.37	50,541.84	50,568.46	50,453.76	50,521.79	50,449.99	50,509.66	50,683.57	50,833.10	50,480.77
RESIDENTIAL RECYCLING														
RECPRGADJ-RES	RECYCLING PROGRAM ADJUSTM	50,091	50,322	54,093	48,712	48,663	50,546	50,461	50,519	50,497	50,522	50,701	50,841	50,497
RECBINONLYR	RECYCLE SERVICE ONLY	151	150	162	143	147	151	151	143	144	140	144	141	147
SPREC-RES	SPECIAL PICK UP RECYCLE - RES	7	20	22	22	9	12	17	10	13	12	6	9	13
TOTAL RESIDENTIAL RECYCLING		50,242.02	50,471.45	54,254.62	48,855.00	48,810.54	50,696.78	50,611.19	50,661.93	50,641.32	50,661.96	50,844.37	50,981.96	50,644.43
RESIDENTIAL YARD WASTE														
GWRES	GREENWASTE SERVICE - RES	19,224	19,706	19,765	19,912	19,858	19,839	19,733	19,619	19,443	19,373	19,497	19,699	19,639
EXTRAGWC-RES	EXTRA GREENWASTE FEE - RE	60	62	73	38	37	61	234	53	144	24	124	97	84
TOTAL RESIDENTIAL YARD WASTE		19,224.43	19,705.66	19,764.52	19,912.50	19,858.14	19,839.01	19,733.20	19,619.37	19,442.53	19,373.34	19,496.52	19,699.49	19,639.06
COMMERCIAL SERVICES														
COMMERCIAL GARBAGE														
RL002.OY5W001	2 YD 5X WK 1	2	2	2	2	2	2	2	2	2	2	2	2	2
FL001.5YXX001TEMPC	1.5 YD TEMP	-	-	-	-	6	1	-	-	-	-	-	-	1
FL001.OY1W001	1 YD 1X WK 1	142	143	143	142	141	141	141	140	140	142	140	138	141
FL001.OY2W001	1 YD 2X WK 1	1	1	1	1	1	1	1	1	1	1	2	2	1
FL001.OY3W001	1 YD 3X WK 1	1	1	1	1	1	1	1	1	1	1	1	1	1
FL001.OYEO001	1 YD EOW 1	-	-	-	-	-	-	-	-	-	-	-	-	-
FL001.5Y1W001	1.5 YD 1X WK 1	134	135	136	138	140	142	141	140	139	138	139	140	139
FL001.5Y2W001	1.5 YD 2X WK 1	47	48	48	48	48	48	48	48	48	48	48	49	48
FL001.5Y3W001	1.5 YD 3X WK 1	12	12	12	12	12	12	12	12	12	12	12	12	12
FL002.OY1W001	2 YD 1X WK 1	156	154	156	157	158	157	156	157	157	156	133	156	154
FL002.OY1W001CMP	2 YD 1X WK COMP 1	1	1	1	1	1	1	1	1	1	1	1	3	1
FL002.OY2W001	2 YD 2X WK 1	57	58	59	58	56	55	54	53	53	52	51	52	55
FL002.OY3W001	2 YD 3X WK 1	12	11	11	11	11	12	14	15	15	16	16	16	13
FL002.OY5W001	2 YD 5X WK 1	1	1	1	1	2	2	3	2	2	2	2	0	2
FL003.OY1W001	3 YD 1X WK 1	186	184	187	188	188	190	189	190	191	194	186	189	188
FL003.OY2W001	3 YD 2X WK 1	34	40	35	36	38	38	38	37	35	37	37	38	37
FL003.OY3W001	3 YD 3X WK 1	14	15	15	16	16	16	15	16	15	15	15	15	15
FL003.OY5W001	3 YD 5X WK 1	2	2	2	2	2	2	2	2	2	2	2	1	2
FL004.OY1W001	4 YD 1X WK 1	112	113	114	113	113	114	110	111	111	108	110	110	112
FL004.OY1W001CMP	4 YD 1X WK COMP 1	3	3	3	3	3	3	3	3	3	3	3	3	3
FL004.OY2W001	4 YD 2X WK 1	52	51	49	49	52	54	51	54	55	57	57	57	53
FL004.OY3W001	4 YD 3X WK 1	8	8	8	8	8	8	8	8	8	8	10	8	8
FL004.OY4W001	4 YD 4X WK 1	-	-	1	1	1	1	1	1	1	1	1	1	1
FL004.OY5W001	4 YD 5X WK 1	4	4	4	4	4	4	4	4	4	4	4	4	4
FL005.OY1W001	5 YD 1X WK 1	46	46	48	46	48	44	45	46	46	45	46	46	46

Thurston County
Pacific Tariff Regulated Price Out
May 2018-April 2019

Garbage 2.41% 0.35% 2.76%
Recycling 6.89%
YW 1.33%

Proposed

Service Code	Service Code Description	Tariff Increase	Pacific Annual Customers	Rural Annual Customers	Total Annual Customers	Annual Increase	Tariff Rate	Annual Revenue	Rural Rates	Change
RESIDENTIAL SERVICES										
RESIDENTIAL GARBAGE										
RL020.0G1W001	20 GL 1X WK 1	\$ 0.26	1,042	132	1,174	\$ 302.48	\$ 9.58	\$ 9,983.04	\$ 9.76	\$ (0.18)
RL032.0G1M001	32 GL 1X MO 1	\$ 0.18	218	12	230	\$ 41.00	\$ 6.63	\$ 1,444.96	\$ 6.60	\$ 0.03
RL032.0G1W001	32 GL 1X WK 1	\$ 0.37	4,554	814	5,368	\$ 1,961.20	\$ 13.59	\$ 61,869.25	\$ 13.11	\$ 0.48
RL032.0G1W001LL	32 GL 1X WK LL 1	\$ 0.19	12	-	12	\$ 2.32	\$ 7.18	\$ 86.20	\$ -	\$ 7.18
RL032.0G1W002	32 GL 1X WK 2	\$ 0.56	302	48	350	\$ 195.43	\$ 20.77	\$ 6,269.80	\$ 20.40	\$ 0.37
RL032.0G1W003	32 GL 1X WK 3	\$ 0.79	36	22	58	\$ 45.64	\$ 29.26	\$ 1,053.25	\$ 28.38	\$ 0.88
SL020.0G1W001	20 GL 1X WK 1	\$ 0.26	39,749	1,748	41,497	\$ 10,688.61	\$ 9.58	\$ 380,696.70	\$ 9.76	\$ (0.18)
SL035.0G1M001	35 GL 1X MO 1	\$ 0.18	8,725	828	9,554	\$ 1,703.08	\$ 6.63	\$ 57,834.52	\$ 6.60	\$ 0.03
SL035.0G1W001	35 GL 1X WK 1	\$ 0.37	311,006	26,448	337,454	\$ 123,572.93	\$ 13.62	\$ 4,234,716.32	\$ 13.11	\$ 0.51
SL065.0G1W001	65 GL 1X WK 1	\$ 0.55	187,426	20,219	207,645	\$ 114,429.72	\$ 20.49	\$ 3,840,559.54	\$ 20.10	\$ 0.39
SL095.0G1M001	95 GL 1X MO 1	\$ 0.27	4,308	605	4,913	\$ 1,329.22	\$ 10.06	\$ 43,337.08	\$ 8.98	\$ 1.08
SL095.0G1W001	95 GL 1X WK 1	\$ 0.77	48,391	6,783	55,174	\$ 42,528.27	\$ 28.66	\$ 1,386,933.22	\$ 27.66	\$ 1.00
SP20-RES		\$ 0.32	2	-	2	\$ 0.63	\$ 11.79	\$ 23.57	\$ -	\$ 11.79
SP32-RES	SPECIAL PICK UP 32 GL - RES	\$ 0.32	4	-	4	\$ 1.27	\$ 11.79	\$ 47.15	\$ -	\$ 11.79
SP35-RES	SPECIAL PICKUP 35 GL - RES	\$ 0.32	63	12	75	\$ 23.77	\$ 11.79	\$ 742.58	\$ 8.65	\$ 3.14
SP65-RES	SPECIAL PICK UP 65 GL - R	\$ 0.42	108	15	123	\$ 51.13	\$ 15.46	\$ 1,669.21	\$ 12.39	\$ 3.07
SP95-RES	SPECIAL PICK UP 95 GL - R	\$ 0.51	117	17	134	\$ 68.92	\$ 19.12	\$ 2,237.55	\$ 16.13	\$ 2.99
DISP-RES	DISPOSAL FEE - RES	\$ -	-	-	-	\$ -	\$ -	\$ -	\$ -	\$ -
DRIVEIN1-RES	DRIVE IN 1 - RES	\$ 0.17	935	129	1,064	\$ 185.31	\$ 6.47	\$ 6,055.09	\$ 6.50	\$ (0.03)
DRIVEIN2-RES	DRIVE IN 2 - RES	\$ 0.26	3	12	15	\$ 3.94	\$ 9.76	\$ 29.29	\$ 9.15	\$ 0.61
EXTRA-RES	EXTRA CAN, BAG, BOX - RES	\$ 0.11	35,100	3,943	39,043	\$ 4,132.72	\$ 3.94	\$ 138,149.40	\$ 3.79	\$ 0.15
GOOD-RES	GOODWILL CREDIT - RES	\$ -	-	-	-	\$ -	\$ -	\$ -	\$ -	\$ -
REDELGW-RES	REDELIVER FEE GW - RES	\$ 0.46	12	-	12	\$ 5.57	\$ 17.26	\$ 207.17	\$ -	\$ 17.26
REDELREC-RES	REDELIVER RECYCLING	\$ 0.46	3	-	3	\$ 1.39	\$ 17.26	\$ 51.79	\$ -	\$ 17.26
REDEL-RES	REDELIVER FEE - RES	\$ 0.46	181	21	202	\$ 93.79	\$ 17.26	\$ 3,124.84	\$ 16.80	\$ 0.46
REINSTATE-RES	REINSTATE FEE - RES	\$ 0.30	1,822	256	2,078	\$ 631.73	\$ 11.30	\$ 20,595.90	\$ 11.00	\$ 0.30
RTRNCART65-RES	RETURN TRIP 65 GL - RES	\$ 0.16	5	-	5	\$ 0.79	\$ 5.91	\$ 29.54	\$ -	\$ 5.91
RTRNCART-RES	RETURN TRIP FEE CART - RE	\$ 0.16	312	23	335	\$ 53.24	\$ 5.91	\$ 1,843.58	\$ 5.00	\$ 0.91
RTRNTRIP-RES	RETURN TRIP FEE - RES	\$ 0.16	109	9	118	\$ 18.75	\$ 5.91	\$ 644.07	\$ 5.00	\$ 0.91
TIME-RES	TIME FEE 1 - RES	\$ -	-	-	-	\$ -	\$ -	\$ -	\$ -	\$ -
W11-RES	WALK IN 6-25' - RES	\$ 0.05	843	31	874	\$ 45.90	\$ 1.95	\$ 1,646.24	\$ 1.90	\$ 0.05
W12-RES	WALK IN 26-50' - RES	\$ 0.10	52	-	52	\$ 5.01	\$ 3.60	\$ 186.30	\$ -	\$ 3.60
W13-RES	WALK IN 51-75' - RES	\$ 0.14	33	-	33	\$ 4.67	\$ 5.24	\$ 173.60	\$ -	\$ 5.24
W14-RES	WALK IN 76-100' - RES	\$ 0.19	60	-	60	\$ 11.11	\$ 6.89	\$ 413.11	\$ -	\$ 6.89
SL065.0G1M001	65 GL 1X MO 1	\$ -	-	450	450	\$ -	\$ -	\$ -	\$ 7.75	\$ (7.75)
TOTAL RESIDENTIAL GARBAGE			645,533.85	62,576.87	708,110.73	302,139.55		10,202,653.88		
RESIDENTIAL RECYCLING										
RECPROGADI-RES	RECYCLING PROGRAM ADJUSTM	\$ 0.43	605,967	58,005	663,971	\$ 286,007.08	\$ 7.71	\$ 4,672,459.58	\$ 6.55	\$ 1.16
RECBINONLYR	RECYCLE SERVICE ONLY	\$ 0.50	1,766	243	2,010	\$ 1,004.14	\$ 8.78	\$ 15,508.20	\$ 7.55	\$ 1.23
SPREC-RES	SPECIAL PICK UP RECYCLE - RES	\$ 0.79	159	22	181	\$ 143.08	\$ 12.26	\$ 1,949.42	\$ -	\$ 12.26
TOTAL RESIDENTIAL RECYCLING			607,892.15	58,269.79	666,161.94	\$ 287,154.30		4,689,917.20		
RESIDENTIAL YARD WASTE										
GWRES	GREENWASTE SERVICE - RES	\$ 0.10	235,669	6,157	241,826	\$ 24,359.62	\$ 7.70	\$ 1,814,821.52	\$ 11.01	\$ (3.31)
EXTRAGWC-RES	EXTRA GREENWASTE FEE - RE	\$ 0.03	1,007	9	1,016	\$ 30.30	\$ 2.28	\$ 2,295.78	\$ 3.10	\$ (0.82)
TOTAL RESIDENTIAL YARD WASTE			236,675.70	6,166.34	242,842.05	\$ 24,389.92		1,817,117.30		
COMMERCIAL SERVICES										
COMMERCIAL GARBAGE										
RL002.0Y5W001	2 YD 5X WK 1	\$ 15.88	24	-	24	\$ 381.15	\$ 590.52	\$ 14,172.51	\$ -	\$ 590.52
FL001.5YXX001TEMPC	1.5 YD TEMP	\$ 0.63	7	-	7	\$ 4.43	\$ 23.51	\$ 164.59	\$ -	\$ 23.51
FL001.0Y1W001	1 YD 1X WK 1	\$ 2.22	1,693	1,123	2,817	\$ 6,255.63	\$ 82.58	\$ 139,832.90	\$ 78.16	\$ 4.42
FL001.0Y2W001	1 YD 2X WK 1	\$ 4.07	14	-	14	\$ 56.14	\$ 151.20	\$ 2,087.35	\$ -	\$ 151.20
FL001.0Y3W001	1 YD 3X WK 1	\$ 5.91	12	-	12	\$ 70.94	\$ 219.81	\$ 2,637.74	\$ -	\$ 219.81
FL001.0YEO001	1 YD EOW 1	\$ -	-	-	-	\$ -	\$ -	\$ -	\$ -	\$ -
FL001.5Y1W001	1.5 YD 1X WK 1	\$ 2.85	1,662	234	1,896	\$ 5,408.25	\$ 106.08	\$ 176,315.22	\$ 106.53	\$ (0.45)
FL001.5Y2W001	1.5 YD 2X WK 1	\$ 5.25	576	-	576	\$ 3,023.97	\$ 195.21	\$ 112,440.93	\$ -	\$ 195.21
FL001.5Y3W001	1.5 YD 3X WK 1	\$ 7.65	144	-	144	\$ 1,101.16	\$ 284.34	\$ 40,944.52	\$ -	\$ 284.34
FL002.0Y1W001	2 YD 1X WK 1	\$ 3.72	1,854	307	2,161	\$ 8,032.49	\$ 138.24	\$ 256,262.39	\$ 140.44	\$ (2.20)
FL002.0Y1W001CMP	2 YD 1X WK COMP 1	\$ 9.96	14	-	14	\$ 141.86	\$ 370.17	\$ 5,274.86	\$ -	\$ 370.17
FL002.0Y2W001	2 YD 2X WK 1	\$ 6.76	657	-	657	\$ 4,440.40	\$ 251.31	\$ 165,108.40	\$ -	\$ 251.31
FL002.0Y3W001	2 YD 3X WK 1	\$ 9.80	160	-	160	\$ 1,567.93	\$ 364.38	\$ 58,300.73	\$ -	\$ 364.38
FL002.0Y5W001	2 YD 5X WK 1	\$ 15.88	19	-	19	\$ 306.66	\$ 590.52	\$ 11,402.44	\$ -	\$ 590.52
FL003.0Y1W001	3 YD 1X WK 1	\$ 4.97	2,261	136	2,397	\$ 11,903.27	\$ 184.63	\$ 417,419.13	\$ 201.60	\$ (16.97)
FL003.0Y2W001	3 YD 2X WK 1	\$ 9.18	443	-	443	\$ 4,062.15	\$ 341.30	\$ 151,043.80	\$ -	\$ 341.30
FL003.0Y3W001	3 YD 3X WK 1	\$ 13.39	182	-	182	\$ 2,437.39	\$ 497.97	\$ 90,630.06	\$ -	\$ 497.97
FL003.0Y5W001	3 YD 5X WK 1	\$ 21.82	23	-	23	\$ 506.81	\$ 811.32	\$ 18,844.74	\$ -	\$ 811.32
FL004.0Y1W001	4 YD 1X WK 1	\$ 6.42	1,340	48	1,388	\$ 8,917.57	\$ 238.87	\$ 320,010.42	\$ 259.03	\$ (20.16)
FL004.0Y1W001CMP	4 YD 1X WK COMP 1	\$ 16.56	36	-	36	\$ 596.20	\$ 615.79	\$ 22,168.48	\$ -	\$ 615.79
FL004.0Y2W001	4 YD 2X WK 1	\$ 11.76	639	-	639	\$ 7,517.38	\$ 437.41	\$ 279,520.44	\$ -	\$ 437.41
FL004.0Y3W001	4 YD 3X WK 1	\$ 17.10	100	12	112	\$ 1,921.37	\$ 635.95	\$ 63,811.38	\$ 731.69	\$ (95.74)
FL004.0Y4W001	4 YD 4X WK 1	\$ 22.44	10	-	10	\$ 224.43	\$ 834.49	\$ 8,344.93	\$ -	\$ 834.49
FL004.0Y5W001	4 YD 5X WK 1	\$ 27.78	48	-	48	\$ 1,333.55	\$ 1,033.03	\$ 49,585.55	\$ -	\$ 1,033.03
FL005.0Y1W001	5 YD 1X WK 1	\$ 7.76	552	-	552	\$ 4,284.07	\$ 288.40	\$ 159,295.58	\$ -	\$ 288.40

Thurston County
Pacific Tariff Regulated Price Out
May 2018-April 2019

Note: Links to External Files have been broken to maintain data integrity. Source document is available upon request.

Service Code	Service Code Description	Tariff Rate	Jul-18	May-18	Jun-18	Jul-18	Aug-18	Sep-18	Oct-18	Nov-18	Dec-18	Jan-19	Feb-19	Mar-19	Apr-19	Total Revenue
		2018	Recy Rollback	Revenue	Revenue	Revenue	Revenue	Revenue	Revenue	Revenue	Revenue	Revenue	Revenue	Revenue	Revenue	
1 FL005.0Y2W001	5 YD 2X WK 1	513.38		9,754	9,754	9,241	9,549	9,754	9,754	10,096	10,268	10,667	10,781	10,781	10,781	121,181
1 FL005.0Y3W001	5 YD 3X WK 1	746.12		5,223	5,223	3,214	3,464	3,731	3,731	3,731	3,731	3,731	3,731	3,731	4,305	47,543
1 FL006.0Y1W001	6 YD 1X WK 1	316.87		51,222	47,214	50,208	49,850	50,446	49,875	48,901	50,921	50,921	48,877	50,002	50,462	597,488
1 FL006.0Y2W001	6 YD 2X WK 1	584.33		56,769	59,537	52,590	57,323	60,186	60,186	59,108	59,334	59,017	59,090	59,172	59,602	701,913
1 FL006.0Y3W001	6 YD 3X WK 1	851.79		28,109	25,554	23,850	25,797	26,405	26,771	28,109	28,109	28,109	28,109	28,306	29,551	326,778
1 FL006.0Y4W001	6 YD 4X WK 1	1119.25		7,835	7,835	7,835	7,835	7,835	7,835	7,835	7,835	7,835	7,835	7,835	7,835	94,017
1 FL006.0Y5W001	6 YD 5X WK 1	1386.71		2,773	2,773	2,773	2,773	2,773	2,773	2,773	2,773	2,773	2,773	2,773	4,160	34,668
1 RL001.0Y1W001	1 YD 1X WK 1	80.36		11,134	11,258	11,387	11,443	11,692	11,781	11,841	11,733	12,460	12,456	12,657	12,392	142,233
1 RL001.0Y2W001	1 YD 2X WK 1	147.13		589	589	589	902	294	589	589	589	589	589	605	441	6,951
1 RL001.5Y1W001	1.5 YD 1X WK 1	103.23		7,288	7,407	7,453	7,123	7,123	7,123	7,138	7,226	7,226	7,252	7,433	7,458	87,250
1 RL001.5Y2W001	1.5 YD 2X WK 1	189.96		1,900	1,794	1,794	760	1,520	1,520	1,520	1,520	1,330	1,330	1,499	1,520	17,920
1 RL001.5Y3W001	1.5YD 3X WK 1	276.69		-	277	277	277	277	277	277	277	277	277	277	170	2,937
1 RL001.5Y5W001	1.5YD 5X WK 1	450.15		450	450	450	450	450	450	450	450	450	450	450	450	5,402
1 RL002.0Y1W001	2 YD 1X WK 1	134.52		14,293	14,091	14,515	14,609	14,595	14,636	14,326	14,764	14,239	14,360	14,158	13,217	171,802
1 RL002.0Y2W001	2 YD 2X WK 1	244.55		5,570	5,706	5,869	6,847	5,930	6,304	6,114	6,358	6,603	6,633	6,956	7,201	76,092
1 RL002.0Y3W001	2 YD 3X WK 1	354.58		2,837	2,837	2,837	2,837	3,546	3,293	3,191	3,546	3,546	3,546	3,546	3,782	39,341
1 RL003.0Y1W001	3YD 1X WK1	179.66		-	-	-	-	-	-	-	-	-	135	180	180	494
1 RL004.0Y1W001	4 YD 1X WK 1	232.45		-	-	-	-	-	232	232	232	232	232	232	232	1,627
1 RL006.0Y1W001	6 YD 1X WK 1	316.87		317	317	317	317	317	317	317	317	317	317	317	317	1,584
1 RL032.0G1W001COMM	32 GL 1X WK COMM 1	13.48		229	229	229	229	229	229	229	229	229	229	229	229	2,750
1 RL032.0G1W002COMM	32 GL 1X WK COMM 2	21.39		193	193	193	193	193	193	193	193	193	193	193	193	2,310
1 RL032.0G1W003COMM	32 GL 1X WK COMM 3	32.09		128	128	128	128	128	128	128	128	128	128	128	128	1,540
1 RL032.0G1W004COMM	32 GL 1X WK COMM 4	42.78		342	299	299	282	257	257	257	257	257	257	257	257	3,277
1 RL035.0G1W001COMM	35 GL 1X WK COMM 1	13.89		167	167	167	167	167	167	167	167	167	167	167	167	2,000
1 SL035.0G1W001COMM	35 GL 1X WK COMM 1	13.89		22,773	22,868	22,887	22,795	22,889	25,574	25,469	25,458	25,490	25,323	25,374	24,995	291,895
1 SL065.0G1W001COMM	65 GL 1X WK COMM 1	20.52		6,485	6,433	6,405	6,464	6,530	6,603	6,579	6,559	6,633	6,679	7,659	6,846	79,677
1 SL095.0G1W001COMM	95 GL 1X WK COMM 1	27.45		10,461	10,422	10,482	10,671	10,692	10,561	10,620	10,642	10,767	10,800	10,800	10,800	127,565
1 SL095.0G2W001COMM	95 GL 2X WK COMM 1	54.9		1,098	1,098	1,098	1,098	1,098	1,098	1,098	1,098	1,098	1,098	1,147	1,153	13,280
1 CANCOUNTS+-COMM	CAN COUNT OVER 5 - COMM	2.27		1,046	878	1,794	819	788	1,149	1,087	1,056	819	254	1,051	856	11,598
1 CANCOUNTS-5- COMM	CAN COUNT 1-5 - COMM	2.47		-	-	-	-	-	-	-	-	-	30	25	-	54
1 CANCOUNT65- COMM	CAN COUNT 65 GL - COMM	4.74		-	-	-	-	-	-	-	-	-	-	-	498	498
1 DIST1CAN-COMM	DISTRIBUTED 1 CAN - COMM	13.48		3,532	3,532	3,532	3,532	3,532	917	917	917	917	917	917	917	24,075
1 DIST4CAN-COMM	DISTRIBUTED 4 CANS - COMM	42.78		171	171	171	171	171	171	171	171	171	171	171	171	2,053
1 DIST5+CANS-COMM	DISTRIBUTED CANS 5+ - COM	10.7		86	86	86	86	86	86	86	86	86	86	86	86	1,027
1 FL001.0YXX001TEMPC	1 YD TEMP	16.67		50	-	-	-	-	-	-	-	-	-	-	50	100
1 FL002.0YXX001TEMPC	2 YD TEMP	29.11		204	146	291	262	204	58	87	146	-	-	29	116	1,543
1 FL003.0YXX001TEMPC	3 YD TEMP	43.96		-	-	-	-	-	-	-	-	-	-	-	44	44
1 FL004.0YXX001TEMPC	4 YD TEMP 1	54.62		-	164	164	-	-	-	-	-	-	-	-	-	328
1 FL006.0YXX001TEMPC	6 YD TEMP 1	74.77		-	822	374	150	75	-	-	-	-	-	-	-	1,421
1 RL001.0YXX001TEMPC	1 YD TEMP	16.67		-	-	-	-	17	-	-	-	-	-	-	-	17
1 RL001.5YXX001TEMPC	1.5 YD TEMP	22.88		69	23	69	23	23	23	23	-	-	-	114	46	389
1 RL002.0YXX001TEMPC	2 YD TEMP	29.11		815	1,252	1,077	990	378	466	582	728	670	233	437	640	8,267
1 ACCESS-COMM	ACCESS FEE - COMM	0		5,525	5,565	5,542	5,565	5,568	5,544	5,520	5,544	5,536	5,592	5,657	5,699	66,847
1 ADJTAX-COMM	ADJUSTMENT TAX - COMM	0		-	(34)	-	-	(8)	-	-	-	-	-	-	(28)	(71)
1 CLEANART-COMM	CLEAN CART - COMM	5.2		26	135	-	37	-	-	-	-	-	-	-	-	198
1 CLEAN1-COMM	CLEANING FEE 1 YD - COMM	5.2		-	5	-	-	-	-	-	-	-	-	-	-	5
1 CLEAN2-COMM	CLEANING FEE 2 YD - COMM	5.2		26	-	-	-	-	49	-	-	-	-	-	-	75
1 CLEAN4-COMM	CLEANING FEE 4 YD - COMM	20.8		21	-	-	21	-	-	-	-	49	-	-	-	90
1 CLEAN6-COMM	CLEANING FEE 6 YD - COMM	31.2		31	31	-	-	-	-	-	-	-	-	-	-	62
1 CLEAN-COMM	CONTAINER CLEANING FEE -	0		-	-	-	105	171	-	-	-	-	-	-	17	293
1 DEL1.5TEMP-COMM	DELIVERY FEE 1.5 YD TEMP	31.7		32	63	32	-	32	-	-	32	-	32	-	-	254
1 DEL1TEMP-COMM	DELIVERY FEE 1 YD TEMP -	31.7		-	-	-	-	32	-	-	-	-	-	32	-	63
1 DEL2TEMP-COMM	DELIVERY FEE 2 YD TEMP -	31.7		317	571	349	254	285	254	285	190	254	159	190	222	3,329
1 DEL3TEMP-COMM	DELIVERY FEE 3 YD TEMP -	31.7		-	-	-	-	-	-	-	-	-	-	-	32	32
1 DEL5TEMP-COMM	DELIVERY FEE 5 YD TEMP -	31.7		-	-	32	-	-	-	-	-	-	-	-	-	32
1 DEL6TEMP-COMM	DELIVERY FEE 6 YD TEMP -	31.7		-	159	95	32	-	-	-	-	-	-	-	-	285
1 DEL-COMM	DELIVERY FEE - COMM	0		-	-	-	-	-	-	-	-	-	17	-	-	17
1 DISP-COMM	DISPOSAL FEE - COMM	0		18	-	-	248	-	-	-	-	-	-	75	42	383
1 DRIVEIN-COMM	DRIVE IN SERVICE - COMM	6.28		132	132	132	134	141	138	138	138	138	138	138	138	1,638
1 EP1.5-COMM	EXTRA PICK UP 1.5 YD - CO	25.58		26	77	205	153	77	26	26	51	77	-	-	26	742
1 EP1-COMM	EXTRA PICK UP 1 YD - COMM	19.72		138	79	59	20	59	20	138	59	-	20	59	39	690
1 EP2CMP-COMM	EXTRA PICK UP 2 YD COMP -	83.19		-	83	-	-	-	-	-	-	-	-	-	-	83
1 EP2-COMM	EXTRA PICK UP 2 YD - COMM	31.7		127	285	127	190	127	127	222	95	127	-	127	63	1,617
1 EP3-COMM	EXTRA PICK UP 3 YD - COMM	46.41		278	186	232	603	93	278	46	278	186	93	93	232	2,599
1 EP4CMP-COMM	EXTRA PICK UP 4 YD COMP -	138.39		138	-	-	-	-	415	(415)	138	-	-	-	-	277
1 EP4-COMM	EXTRA PICK UP 4 YD - COMM	56.92		968	569	683	1,195	569	683	797	512	683	455	683	683	8,367
1 EP5-COMM	EXTRA PICK UP 5 YD - COMM	66.94		67	67	134	67	67	134	67	134	201	-	67	-	1,004
1 EP6-COMM	EXTRA PICK UP 6 YD - COMM	76.88		231	384	615	692	384	692	308	692	384	461	308	308	5,458
1 EP-COMM	EXTRA PICK UP - COMM	0		450	25	63	56	56	-	-	-	-	-	-	-	650
1 EXTRA-COMM	EXTRA CAN, BAG, BOX - COM	3.83		1,534	815	724	785	527	968	791	976	664	971	2,079	1,285	12,120
1 EXTRAYDGCOM	EXTRA YARDAGE - COMM	17.82		3,742	3,555	2,744	2,357	1,652	3,114	3,212	3,034	2,424	1,390	2,976	2,299	32,499
1 LCKC	LOCK CHARGE - COMM	12		2,652	2,559	2,592	2,666	2,671	2,770	2,813	2,740	2,778	2,790	2,862	2,927	32,821
1 REDELICART-COMM	REDELIVER FEE CART - COMM	16.8		84	67	50	50	50	17	34	-	-	-	-	50	353
1 REDEL-COMM	REDELIVER FEE LVL 1 - COM	0		19	-	17	-	17	19	-	-	-	15	-	-	86
1 REINSTATE-COMM	REINSTATE FEE - COMM	11		66	33	55	44	99	77	99	77	77	77	132	44	880
1 RENT1.5TEMP-COMM	RENT 1.5 YD TEMP - COMM	1		20	44	34	31	48	14	-	-	-	8	48	41	288
1 RENT1TEMP-COMM	RENT 1 YD TEMP - COMM	0.75		11	-	-	-	3	-	-	-	-	-	11	18	43
1 RENT2TEMP-COMM	RENT 2 YD TEMP - COMM	1.25		544	600	781	808	403	483	460	576	420	308	483	370	6,234
1 RENT3TEMP-COMM	RENT 3 YD TEMP - COMM	1.65		-	-	-	99	-	-	-	-	-	-	-	-	99
1 RENT5TEMP-COMM	RENT 5 YD TEMP - COMM	2.25		-	-	9	-	-	-	-	-	-	-	-	-	9
1 RENT6TEMP-COMM	RENT 6 YD TEMP - COMM	2.25		-	133	132	11	27	-	-	-	-	-	-	-	303
1 ROLL1W-COMM	ROLL OUT 1X WK - COMM	2.5		738	736	726	726	726</								

Thurston County
Pacific Tariff Regulated Price Out
May 2018-April 2019

Service Code	Service Code Description	May-18 Customers	Jun-18 Customers	Jul-18 Customers	Aug-18 Customers	Sep-18 Customers	Oct-18 Customers	Nov-18 Customers	Dec-18 Customers	Jan-19 Customers	Feb-19 Customers	Mar-19 Customers	Apr-19 Customers	Average	
FL005.0Y2W001	5 YD 2X WK 1	19	19	18	19	19	19	20	20	21	21	21	21	20	
FL005.0Y3W001	5 YD 3X WK 1	7	7	4	5	5	5	5	5	5	5	5	6	5	
FL006.0Y1W001	6 YD 1X WK 1	162	149	158	157	159	157	154	156	161	154	158	159	157	
FL006.0Y2W001	6 YD 2X WK 1	97	102	90	98	103	103	101	102	101	101	101	102	100	
FL006.0Y3W001	6 YD 3X WK 1	33	30	28	30	31	31	33	33	33	33	33	35	32	
FL006.0Y4W001	6 YD 4X WK 1	7	7	7	7	7	7	7	7	7	7	7	7	7	
FL006.0Y5W001	6 YD 5X WK 1	2	2	2	2	2	2	2	2	2	2	2	3	2	
RL001.0Y1W001	1 YD 1X WK 1	139	140	142	142	146	147	147	146	155	155	158	154	147	
RL001.0Y2W001	1 YD 2X WK 1	4	4	4	6	2	4	4	4	4	4	4	3	4	
RL001.5Y1W001	1.5 YD 1X WK 1	71	72	72	69	69	69	69	70	70	70	72	72	70	
RL001.5Y2W001	1.5 YD 2X WK 1	10	9	4	8	8	8	8	8	8	7	8	8	8	
RL001.5Y3W001	1.5 YD 3X WK 1	-	1	1	1	1	1	1	1	1	1	1	1	1	
RL001.5Y5W001	1.5 YD 5X WK 1	1	1	1	1	1	1	1	1	1	1	1	1	1	
RL002.0Y1W001	2 YD 1X WK 1	106	105	108	109	109	109	106	110	106	107	105	98	106	
RL002.0Y2W001	2 YD 2X WK 1	23	23	24	28	24	26	25	26	27	27	28	29	26	
RL002.0Y3W001	2 YD 3X WK 1	8	8	8	8	10	9	9	10	10	10	10	11	9	
RL003.0Y1W001	3 YD 1X WK 1	-	-	-	-	-	-	-	-	-	1	1	1	0	
RL004.0Y1W001	4 YD 1X WK 1	-	-	-	-	-	1	1	1	1	1	1	1	1	
RL006.0Y1W001	6 YD 1X WK 1	1	1	1	1	1	-	-	-	-	-	-	-	0	
RL032.0G1W001COMM	32 GL 1X WK COMM 1	17	17	17	17	17	17	17	17	17	17	17	17	17	
RL032.0G1W002COMM	32 GL 1X WK COMM 2	9	9	9	9	9	9	9	9	9	9	9	9	9	
RL032.0G1W003COMM	32 GL 1X WK COMM 3	4	4	4	4	4	4	4	4	4	4	4	4	4	
RL032.0G1W004COMM	32 GL 1X WK COMM 4	8	7	7	7	6	6	6	6	6	6	6	6	6	
RL035.0G1W001COMM	35 GL 1X WK COMM 1	12	12	12	12	12	12	12	12	12	12	12	12	12	
SL035.0G1W001COMM	35 GL 1X WK COMM 1	1,640	1,646	1,648	1,641	1,648	1,841	1,834	1,833	1,835	1,823	1,827	1,800	1,751	
SL065.0G1W001COMM	65 GL 1X WK COMM 1	316	314	312	315	318	322	321	320	323	326	373	324	324	
SL095.0G1W001COMM	95 GL 1X WK COMM 1	381	380	382	389	389	385	387	385	388	392	393	396	387	
SL095.0G2W001COMM	95 GL 2X WK COMM 1	20	20	20	20	20	20	20	20	20	20	21	21	20	
CANCOUNT5+-COMM	CAN COUNT OVER 5 - COMM	461	387	790	361	347	506	479	465	361	112	463	377	426	98
CANCOUNT5-COMM	CAN COUNT 1-5 - COMM	-	-	-	-	-	-	-	-	-	12	10	-	2	
CANCOUNT65-COMM	CAN COUNT 65 GL - COMM	-	-	-	-	-	-	-	-	-	-	-	105	9	
DIST1CAN-COMM	DISTRIBUTED 1 CAN - COMM	262	262	262	262	262	68	68	68	68	68	68	68	149	
DIST4CAN-COMM	DISTRIBUTED 4 CANS - COMM	4	4	4	4	4	4	4	4	4	4	4	4	4	
DIST5+CANS-COMM	DISTRIBUTED CANS 5+ - COM	8	8	8	8	8	8	8	8	8	8	8	8	8	36
FL001.0YXX001TEMPC	1 YD TEMP	3	-	-	-	-	-	-	-	-	-	-	3	1	
FL002.0YXX001TEMPC	2 YD TEMP	7	5	10	9	7	2	3	5	-	-	1	4	4	
FL003.0YXX001TEMPC	3 YD TEMP	-	-	-	-	-	-	-	-	-	-	-	1	0	
FL004.0YXX001TEMPC	4 YD TEMP 1	-	3	3	-	-	-	-	-	-	-	-	-	1	
FL006.0YXX001TEMPC	6 YD TEMP 1	-	11	5	2	1	-	-	-	-	-	-	-	2	
RL001.0YXX001TEMPC	1 YD TEMP	-	-	-	-	1	-	-	-	-	-	-	-	0	
RL001.5YXX001TEMPC	1.5 YD TEMP	3	1	3	1	1	1	-	-	-	-	5	2	1	
RL002.0YXX001TEMPC	2 YD TEMP	28	43	37	34	13	16	20	25	23	8	15	22	24	
ACCESS-COMM	ACCESS FEE - COMM	-	-	-	-	-	-	-	-	-	-	-	-	-	
ADJTAX-COMM	ADJUSTMENT TAX - COMM	-	-	-	-	-	-	-	-	-	-	-	-	-	
CLEANCART-COMM	CLEAN CART - COMM	5	26	-	7	-	-	-	-	-	-	-	-	3	
CLEAN1-COMM	CLEANING FEE 1 YD - COMM	-	1	-	-	-	-	-	-	-	-	-	-	0	
CLEAN2-COMM	CLEANING FEE 2 YD - COMM	5	-	-	-	-	9	-	-	-	-	-	-	1	
CLEAN4-COMM	CLEANING FEE 4 YD - COMM	1	-	-	1	-	-	-	-	2	-	-	-	0	
CLEAN6-COMM	CLEANING FEE 6 YD - COMM	1	1	-	-	-	-	-	-	-	-	-	-	0	
CLEAN-COMM	CONTAINER CLEANING FEE -	-	-	-	-	-	-	-	-	-	-	-	-	-	
DEL1.5TEMP-COMM	DELIVERY FEE 1.5 YD TEMP	1	2	1	-	1	-	-	1	-	1	1	-	1	
DEL1TEMP-COMM	DELIVERY FEE 1 YD TEMP -	-	-	-	-	1	-	-	-	-	-	1	-	0	
DEL2TEMP-COMM	DELIVERY FEE 2 YD TEMP -	10	18	11	8	9	8	9	6	8	5	6	7	9	
DEL3TEMP-COMM	DELIVERY FEE 3 YD TEMP -	-	-	-	-	-	-	-	-	-	-	-	1	0	
DEL5TEMP-COMM	DELIVERY FEE 5 YD TEMP -	-	-	1	-	-	-	-	-	-	-	-	-	0	
DEL6TEMP-COMM	DELIVERY FEE 6 YD TEMP -	-	5	3	1	-	-	-	-	-	-	-	-	1	
DEL-COMM	DELIVERY FEE - COMM	-	-	-	-	-	-	-	-	-	-	-	-	-	
DISP-COMM	DISPOSAL FEE - COMM	-	-	-	-	-	-	-	-	-	-	-	-	-	
DRIVEIN-COMM	DRIVE IN SERVICE - COMM	21	21	21	21	23	22	22	22	22	22	22	22	22	
EP1.5-COMM	EXTRA PICK UP 1.5 YD - CO	1	3	8	6	3	1	1	2	3	-	-	1	2	
EP1-COMM	EXTRA PICK UP 1 YD - COMM	7	4	3	1	3	1	7	3	-	1	3	2	3	
EP2CMP-COMM	EXTRA PICK UP 2 YD COMP -	-	1	-	-	-	-	-	-	-	-	-	-	0	
EP2-COMM	EXTRA PICK UP 2 YD - COMM	4	9	4	6	4	4	7	3	4	-	4	2	4	
EP3-COMM	EXTRA PICK UP 3 YD - COMM	6	4	5	13	2	6	1	6	4	2	2	5	5	
EP4CMP-COMM	EXTRA PICK UP 4 YD COMP -	1	-	-	-	-	3	(3)	1	-	-	-	-	0	
EP4-COMM	EXTRA PICK UP 4 YD - COMM	17	10	12	21	10	10	12	14	9	12	8	12	12	
EP5-COMM	EXTRA PICK UP 5 YD - COMM	1	1	2	1	1	2	1	2	3	-	1	-	1	
EP6-COMM	EXTRA PICK UP 6 YD - COMM	3	5	8	9	5	9	4	9	5	6	4	4	6	
EP-COMM	EXTRA PICK UP - COMM	-	-	-	-	-	-	-	-	-	-	-	-	-	
EXTRA-COMM	EXTRA CAN, BAG, BOX - COM	400	213	189	205	138	253	207	255	173	254	543	336	264	
EXTRAYDG-COM	EXTRA YARDAGE - COMM	210	200	154	132	93	175	180	170	136	78	167	129	152	
LCKC	LOCK CHARGE - COMM	221	213	216	222	223	231	234	228	232	233	239	244	228	
REDEL-CART-COMM	REDELIVER FEE CART - COMM	5	4	3	3	-	1	2	-	-	-	-	3	2	
REDEL-COMM	REDELIVER FEE LVL 1 - COM	-	-	-	-	-	-	-	-	-	-	-	-	-	
REINSTATE-COMM	REINSTATE FEE - COMM	6	3	5	4	9	7	9	7	7	7	12	4	7	
RENT1.5TEMP-COMM	RENT 1.5 YD TEMP - COMM	20	44	34	31	48	14	-	-	-	8	48	41	24	
RENT1TEMP-COMM	RENT 1 YD TEMP - COMM	15	-	-	-	4	-	-	-	-	-	14	24	5	
RENT2TEMP-COMM	RENT 2 YD TEMP - COMM	435	480	625	646	322	386	368	461	336	246	386	296	416	
RENT3TEMP-COMM	RENT 3 YD TEMP - COMM	-	-	-	60	-	-	-	-	-	-	-	-	5	
RENT5TEMP-COMM	RENT 5 YD TEMP - COMM	-	-	4	-	-	-	-	-	-	-	-	-	0	
RENT6TEMP-COMM	RENT 6 YD TEMP - COMM	-	59	59	5	12	-	-	-	-	-	-	-	11	
ROLL1W-COMM	ROLL OUT 1X WK - COMM	295	295	290	290	290	286	286	273	280	286	277	282	286	

Thurston County
Pacific Tariff Regulated Price Out
May 2018-April 2019

Garbage 2.41% 0.35% 2.76%
Recycling 6.89%
YW 1.33%

Proposed

Service Code	Service Code Description	Tariff	Pacific Annual	Rural Annual	Total Annual	Annual	Tariff	Annual	Rural	
		Increase	Customers	Customers	Customers	Increase	Rate	Revenue	Rates	Change
FL005.0Y2W001	5 YD 2X WK 1	\$ 14.19	236	-	236	\$ 3,349.08	\$ 527.57	\$ 124,529.58	\$ -	\$ 527.57
FL005.0Y3W001	5 YD 3X WK 1	\$ 20.62	64	-	64	\$ 1,313.94	\$ 766.74	\$ 48,856.55	\$ -	\$ 766.74
FL006.0Y1W001	6 YD 1X WK 1	\$ 8.76	1,886	189	2,075	\$ 18,171.07	\$ 325.63	\$ 614,001.33	\$ 375.14	\$ (49.51)
FL006.0Y2W001	6 YD 2X WK 1	\$ 16.15	1,201	-	1,201	\$ 19,398.87	\$ 600.48	\$ 721,312.27	\$ -	\$ 600.48
FL006.0Y3W001	6 YD 3X WK 1	\$ 23.54	384	12	396	\$ 9,313.71	\$ 875.33	\$ 335,809.68	\$ 1,058.58	\$ (183.25)
FL006.0Y4W001	6 YD 4X WK 1	\$ 30.93	84	-	84	\$ 2,598.36	\$ 1,150.18	\$ 96,615.36	\$ -	\$ 1,150.18
FL006.0Y5W001	6 YD 5X WK 1	\$ 38.32	25	-	25	\$ 958.12	\$ 1,425.03	\$ 35,625.87	\$ -	\$ 1,425.03
RL001.0Y1W001	1 YD 1X WK 1	\$ 2.22	1,770	1,072	2,842	\$ 6,312.23	\$ 82.58	\$ 146,164.09	\$ 78.16	\$ 4.42
RL001.0Y2W001	1 YD 2X WK 1	\$ 4.07	47	3	50	\$ 203.80	\$ 151.20	\$ 7,143.18	\$ 148.52	\$ 2.68
RL001.5Y1W001	1.5 YD 1X WK 1	\$ 2.85	845	193	1,038	\$ 2,962.11	\$ 106.08	\$ 89,661.35	\$ 106.53	\$ (0.45)
RL001.5Y2W001	1.5 YD 2X WK 1	\$ 5.25	94	11	105	\$ 550.37	\$ 195.21	\$ 18,414.81	\$ 205.04	\$ (9.83)
RL001.5Y3W001	1.5 YD 3X WK 1	\$ 7.65	11	2	12	\$ 93.53	\$ 284.34	\$ 3,018.34	\$ 303.55	\$ (19.21)
RL001.5Y5W001	1.5 YD 5X WK 1	\$ 12.44	12	-	12	\$ 149.29	\$ 462.59	\$ 5,551.09	\$ -	\$ 462.59
RL002.0Y1W001	2 YD 1X WK 1	\$ 3.72	1,277	269	1,546	\$ 5,747.77	\$ 138.24	\$ 176,550.05	\$ 140.44	\$ (2.20)
RL002.0Y2W001	2 YD 2X WK 1	\$ 6.76	311	36	347	\$ 2,346.29	\$ 251.31	\$ 78,195.41	\$ 265.19	\$ (13.88)
RL002.0Y3W001	2 YD 3X WK 1	\$ 9.80	111	0	111	\$ 1,091.37	\$ 364.38	\$ 40,428.78	\$ 389.94	\$ (25.56)
RL003.0Y1W001	3 YD 1X WK 1	\$ 4.97	3	-	3	\$ 13.65	\$ 184.63	\$ 507.72	\$ -	\$ 184.63
RL004.0Y1W001	4 YD 1X WK 1	\$ 6.42	7	-	7	\$ 44.97	\$ 238.87	\$ 1,672.12	\$ -	\$ 238.87
RL006.0Y1W001	6 YD 1X WK 1	\$ 8.76	5	1	6	\$ 48.17	\$ 325.63	\$ 1,628.14	\$ 375.14	\$ (49.51)
RL032.0G1W001COMM	32 GL 1X WK COMM 1	\$ 0.37	204	3	207	\$ 77.12	\$ 13.85	\$ 2,825.92	\$ 12.23	\$ 1.62
RL032.0G1W002COMM	32 GL 1X WK COMM 2	\$ 0.59	108	12	120	\$ 70.94	\$ 21.98	\$ 2,373.97	\$ 22.26	\$ (0.28)
RL032.0G1W003COMM	32 GL 1X WK COMM 3	\$ 0.89	48	12	60	\$ 53.21	\$ 32.98	\$ 1,582.89	\$ 33.38	\$ (0.40)
RL032.0G1W004COMM	32 GL 1X WK COMM 4	\$ 1.18	77	24	101	\$ 118.94	\$ 43.96	\$ 3,367.52	\$ 44.51	\$ (0.55)
RL035.0G1W001COMM	35 GL 1X WK COMM 1	\$ 0.38	144	-	144	\$ 55.28	\$ 14.27	\$ 2,055.44	\$ -	\$ 14.27
SL035.0G1W001COMM	35 GL 1X WK COMM 1	\$ 0.38	21,015	713	21,728	\$ 8,340.90	\$ 14.27	\$ 299,962.23	\$ 13.68	\$ 0.59
SL065.0G1W001COMM	65 GL 1X WK COMM 1	\$ 0.57	3,883	229	4,112	\$ 2,331.89	\$ 21.09	\$ 81,879.16	\$ 20.22	\$ 0.87
SL095.0G1W001COMM	95 GL 1X WK COMM 1	\$ 0.76	4,647	174	4,821	\$ 3,657.26	\$ 28.21	\$ 131,090.34	\$ 26.98	\$ 1.23
SL095.0G2W001COMM	95 GL 2X WK COMM 1	\$ 1.52	242	-	242	\$ 367.01	\$ 56.42	\$ 13,646.71	\$ -	\$ 56.42
CANCOUNT5+-COMM	CAN COUNT OVER 5 - COMM	\$ 0.06	5,109	1,428	6,537	\$ 410.13	\$ 2.33	\$ 11,918.65	\$ 2.49	\$ (0.16)
CANCOUNT5-COMM	CAN COUNT 1-5 - COMM	\$ 0.07	22	92	114	\$ 7.78	\$ 2.54	\$ 55.84	\$ 2.57	\$ (0.03)
CANCOUNT65-COMM	CAN COUNT 65 GL - COMM	\$ 0.13	105	-	105	\$ 13.75	\$ 4.87	\$ 511.45	\$ -	\$ 4.87
DIST1CAN-COMM	DISTRIBUTED 1 CAN - COMM	\$ 0.37	1,786	-	1,786	\$ 665.37	\$ 13.85	\$ 24,740.65	\$ -	\$ 13.85
DIST4CAN-COMM	DISTRIBUTED 4 CANS - COMM	\$ 1.18	48	-	48	\$ 56.75	\$ 43.96	\$ 2,110.19	\$ -	\$ 43.96
DIST5+CANS-COMM	DISTRIBUTED CANS 5+ - COM	\$ 0.30	96	-	96	\$ 28.39	\$ 11.00	\$ 1,055.59	\$ -	\$ 11.00
FL001.0YXX001TEMPC	1 YD TEMP	\$ 0.46	6	1	7	\$ 3.22	\$ 17.13	\$ 102.78	\$ 21.08	\$ (3.95)
FL002.0YXX001TEMPC	2 YD TEMP	\$ 0.80	53	19	72	\$ 57.93	\$ 29.91	\$ 1,585.47	\$ 35.92	\$ (6.01)
FL003.0YXX001TEMPC	3 YD TEMP	\$ 1.21	1	5	6	\$ 7.29	\$ 45.17	\$ 45.17	\$ 52.12	\$ (6.95)
FL004.0YXX001TEMPC	4 YD TEMP 1	\$ 1.51	6	-	6	\$ 9.06	\$ 56.13	\$ 336.78	\$ -	\$ 56.13
FL006.0YXX001TEMPC	6 YD TEMP 1	\$ 2.07	19	2	21	\$ 43.39	\$ 76.84	\$ 1,459.89	\$ 90.67	\$ (13.83)
RL001.0YXX001TEMPC	1 YD TEMP	\$ 0.46	1	4	5	\$ 2.30	\$ 17.13	\$ 17.13	\$ 21.08	\$ (3.95)
RL001.5YXX001TEMPC	1.5 YD TEMP	\$ 0.63	17	1	18	\$ 11.38	\$ 23.51	\$ 399.71	\$ 33.47	\$ (9.96)
RL002.0YXX001TEMPC	2 YD TEMP	\$ 0.80	284	101	385	\$ 309.74	\$ 29.91	\$ 8,495.72	\$ 35.92	\$ (6.01)
ACCESS-COMM	ACCESS FEE - COMM	\$ -	-	389	389	\$ -	\$ -	\$ -	\$ 3.12	\$ (3.12)
ADJTAX-COMM	ADJUSTMENT TAX - COMM	\$ -	-	-	-	\$ -	\$ -	\$ -	\$ -	\$ -
CLEANCART-COMM	CLEAN CART - COMM	\$ 0.14	38	-	38	\$ 5.48	\$ 5.34	\$ 203.90	\$ -	\$ 5.34
CLEAN1-COMM	CLEANING FEE 1 YD - COMM	\$ 0.14	1	-	1	\$ 0.14	\$ 5.34	\$ 5.34	\$ -	\$ 5.34
CLEAN2-COMM	CLEANING FEE 2 YD - COMM	\$ 0.14	14	-	14	\$ 2.06	\$ 5.34	\$ 76.56	\$ -	\$ 5.34
CLEAN4-COMM	CLEANING FEE 4 YD - COMM	\$ 0.57	4	-	4	\$ 2.49	\$ 21.37	\$ 92.59	\$ -	\$ 21.37
CLEAN6-COMM	CLEANING FEE 6 YD - COMM	\$ 0.86	2	-	2	\$ 1.72	\$ 32.06	\$ 64.12	\$ -	\$ 32.06
CLEAN-COMM	CONTAINER CLEANING FEE -	\$ -	-	-	-	\$ -	\$ -	\$ -	\$ -	\$ -
DEL1.5TEMP-COMM	DELIVERY FEE 1.5 YD TEMP	\$ 0.88	8	1	9	\$ 7.88	\$ 32.58	\$ 260.61	\$ 24.00	\$ 8.58
DEL1TEMP-COMM	DELIVERY FEE 1 YD TEMP -	\$ 0.88	2	1	3	\$ 2.63	\$ 32.58	\$ 65.15	\$ 24.00	\$ 8.58
DEL2TEMP-COMM	DELIVERY FEE 2 YD TEMP -	\$ 0.88	105	44	149	\$ 130.82	\$ 32.58	\$ 3,420.49	\$ 24.00	\$ 8.58
DEL3TEMP-COMM	DELIVERY FEE 3 YD TEMP -	\$ 0.88	1	5	6	\$ 5.26	\$ 32.58	\$ 32.58	\$ 24.00	\$ 8.58
DEL5TEMP-COMM	DELIVERY FEE 5 YD TEMP -	\$ 0.88	1	-	1	\$ 0.88	\$ 32.58	\$ 32.58	\$ -	\$ 32.58
DEL6TEMP-COMM	DELIVERY FEE 6 YD TEMP -	\$ 0.88	9	2	11	\$ 9.64	\$ 32.58	\$ 293.18	\$ 39.60	\$ (7.02)
DEL-COMM	DELIVERY FEE - COMM	\$ -	-	-	-	\$ -	\$ -	\$ -	\$ -	\$ -
DISP-COMM	DISPOSAL FEE - COMM	\$ -	-	-	-	\$ -	\$ -	\$ -	\$ -	\$ -
DRIVEIN-COMM	DRIVE IN SERVICE - COMM	\$ 0.17	261	36	297	\$ 51.53	\$ 6.45	\$ 1,683.73	\$ 6.50	\$ (0.05)
EP1.5-COMM	EXTRA PICK UP 1.5 YD - CO	\$ 0.71	29	1	30	\$ 21.21	\$ 26.29	\$ 762.32	\$ 32.05	\$ (5.76)
EP1-COMM	EXTRA PICK UP 1 YD - COMM	\$ 0.55	35	23	58	\$ 31.61	\$ 20.27	\$ 709.28	\$ 20.19	\$ 0.08
EP2CMP-COMM	EXTRA PICK UP 2 YD COMP -	\$ 2.30	1	-	1	\$ 2.30	\$ 85.49	\$ 85.49	\$ -	\$ 85.49
EP2-COMM	EXTRA PICK UP 2 YD - COMM	\$ 0.88	51	4	55	\$ 48.19	\$ 32.58	\$ 1,661.38	\$ 35.74	\$ (3.16)
EP3-COMM	EXTRA PICK UP 3 YD - COMM	\$ 1.28	56	1	57	\$ 73.11	\$ 47.69	\$ 2,670.79	\$ 52.12	\$ (4.43)
EP4CMP-COMM	EXTRA PICK UP 4 YD COMP -	\$ 3.82	2	-	2	\$ 7.65	\$ 142.21	\$ 284.43	\$ -	\$ 142.21
EP4-COMM	EXTRA PICK UP 4 YD - COMM	\$ 1.57	147	3	150	\$ 235.97	\$ 58.49	\$ 8,598.49	\$ 62.83	\$ (4.34)
EP5-COMM	EXTRA PICK UP 5 YD - COMM	\$ 1.85	15	-	15	\$ 27.75	\$ 68.79	\$ 1,031.85	\$ -	\$ 68.79
EP6-COMM	EXTRA PICK UP 6 YD - COMM	\$ 2.12	71	1	72	\$ 152.98	\$ 79.00	\$ 5,609.34	\$ 90.67	\$ (11.67)
EP-COMM	EXTRA PICK UP - COMM	\$ -	-	-	-	\$ -	\$ -	\$ -	\$ -	\$ -
EXTRA-COMM	EXTRA CAN, BAG, BOX - COM	\$ 0.11	3,165	644	3,809	\$ 403.14	\$ 3.94	\$ 12,455.35	\$ 2.57	\$ 1.37
EXTRAYDG-COM	EXTRA YARDAGE - COMM	\$ 0.49	1,824	76	1,900	\$ 935.72	\$ 18.31	\$ 33,396.82	\$ 18.47	\$ (0.16)
LCKC	LOCK CHARGE - COMM	\$ 0.33	2,735	-	2,735	\$ 907.07	\$ 12.33	\$ 33,727.86	\$ -	\$ 12.33
REDELICART-COMM	REDELIVER FEE CART - COMM	\$ 0.46	21	3	24	\$ 11.14	\$ 17.26	\$ 362.55	\$ 16.80	\$ 0.46
REDEL-COMM	REDELIVER FEE LVL 1 - COM	\$ -	-	-	-	\$ -	\$ -	\$ -	\$ -	\$ -
REINSTATE-COMM	REINSTATE FEE - COMM	\$ 0.30	80	19	99	\$ 30.10	\$ 11.30	\$ 904.32	\$ 11.00	\$ 0.30
RENT1.5TEMP-COMM	RENT 1.5 YD TEMP - COMM	\$ 0.03	288	13	301	\$ 8.30	\$ 1.03	\$ 295.45	\$ 0.50	\$ 0.53
RENT1TEMP-COMM	RENT 1 YD TEMP - COMM	\$ 0.02	57	82	139	\$ 2.88	\$ 0.77	\$ 43.93	\$ 0.45	\$ 0.32
RENT2TEMP-COMM	RENT 2 YD TEMP - COMM	\$ 0.03	4,987	1,725	6,712	\$ 231.88	\$ 1.28	\$ 6,406.03	\$ 0.60	\$ 0.68
RENT3TEMP-COMM	RENT 3 YD TEMP - COMM	\$ 0.05	60	60	120	\$ 5.47	\$ 1.70	\$ 101.74	\$ 0.65	\$ 1.05
RENT5TEMP-COMM	RENT 5 YD TEMP - COMM	\$ 0.06	4	-	4	\$ 0.25	\$ 2.31	\$ 9.25	\$ -	\$ 2.31
RENT6TEMP-COMM	RENT 6 YD TEMP - COMM	\$ 0.06	135	19	154	\$ 9.56	\$ 2.31	\$ 311.37	\$ 1.25	\$ 1.06
ROLL1W-COMM	ROLL OUT 1X WK - COMM	\$ 0.07	3,430	12	3,442	\$ 237.82	\$ 2.57	\$ 8,812.05	\$ 15.16	\$ (12.59)

Thurston County
Pacific Tariff Regulated Price Out
May 2018-April 2019

Note: Links to External Files have been broken to maintain data integrity. Source document is available upon request.

Service Code	Service Code Description	Tariff	Jul-18	May-18	Jun-18	Jul-18	Aug-18	Sep-18	Oct-18	Nov-18	Dec-18	Jan-19	Feb-19	Mar-19	Apr-19	Total Revenue
		Rate 2018	Recy Rollback	Revenue	Revenue	Revenue	Revenue	Revenue	Revenue	Revenue	Revenue	Revenue	Revenue	Revenue	Revenue	
1 ROLL2W-COMM	ROLL OUT 2X WK - COMM	5		555	555	585	606	498	498	520	469	450	457	498	508	6,198
1 ROLL3W-COMM	ROLL OUT 3X WK - COMM	7.5		487	520	487	487	552	552	520	520	520	520	520	507	6,191
1 ROLL5W-COMM	ROLL OUT 5X WK - COMM	12.5		108	108	108	108	108	108	108	108	108	108	108	108	1,299
1 RTRNCAN-COMM	RETURN TRIP FEE CAN - COM	5.75		6	12	-	-	-	6	-	6	-	-	-	-	29
1 RTRNCART95-COMM	RETURN TRIP 95 GL - COMM	5.75		-	-	17	-	-	-	-	-	-	-	-	-	17
1 RTRNCART-COMM	RETURN TRIP FEE CART - COMM	5.75		75	12	75	17	63	92	75	46	52	23	29	12	569
1 RTRNTRIP1.5-COMM	RETURN TRIP 1.5 YD - COMM	15		-	-	-	-	-	-	-	-	-	-	15	-	15
1 RTRNTRIP1-COMM	RETURN TRIP 1 YD - COMM	15		-	-	-	15	-	15	15	-	15	-	-	15	75
1 RTRNTRIP2-COMM	RETURN TRIP 2 YD - COMM	15		15	-	-	15	-	15	-	-	-	-	15	-	60
1 RTRNTRIP3-COMM	RETURN TRIP 3 YD - COMM	15		-	-	-	-	-	-	15	-	-	-	-	-	15
1 RTRNTRIP4-COMM	RETURN TRIP 4 YD - COMM	15		-	-	-	-	-	15	15	-	-	15	-	-	45
1 RTRNTRIP6-COMM	RETURN TRIP 6 YD - COMM	15		-	-	-	-	-	15	-	-	-	-	-	15	30
1 RTRNTRIP-COMM	RETURN TRIP FEE - COMM	15		125	100	30	30	75	-	-	15	-	30	45	45	495
1 SP65-COMM	OFF DAY PU 65 GL COMM	0		-	15	-	-	-	-	-	-	-	-	-	-	15
1 SP95-COMM	OFF DAY PU 95 GL COMM	18.61		149	37	37	112	93	19	37	-	-	-	56	-	540
1 W13-COMM	WALK IN 51-75' - COMM	5.11		5	5	5	5	5	5	5	5	5	5	5	5	61
1 RENT35GL-COMM	RENTAL 35 GL REFUSE - COMM	6		-	-	-	-	120	(120)	-	-	-	-	-	-	-
1 TIME-COMM	TIME FEE 1 - COMM	0		108	-	24	495	-	-	-	-	-	-	-	-	627
1 W11-COMM	WALK IN 6-25' - COMM	1.91		414	414	414	414	414	420	422	422	423	424	424	424	5,031
1 W12-COMM	WALK IN 26-50' - COMM	3.51		14	14	14	14	14	4	4	4	4	4	4	4	95
0	TOTAL COMMERCIAL GARBAGE	0		\$ 478,135.34	\$ 475,994.09	\$ 467,734.63	\$ 476,843.20	\$ 479,487.85	\$ 482,582.46	\$ 478,894.45	\$ 483,384.26	\$ 483,032.39	\$ 480,374.80	\$ 484,870.60	\$ 489,516.62	\$ 5,760,850.69
1 COMMERCIAL RECYCLING		0														
1 MFWBINS	MULTI-FAMILY RECYCLE WITH	\$ 4.26	\$ 3.86	50,042	50,033	42,419	42,426	42,383	42,348	41,570	41,563	42,248	42,176	42,520	42,810	522,538
1 MFBINS	MULTI-FAMILY NO BINS	0		-	-	-	8	8	8	-	-	8	8	8	8	54
0	TOTAL COMMERCIAL RECYCLING	0		\$ 50,041.87	\$ 50,032.69	\$ 42,419.14	\$ 42,434.11	\$ 42,390.25	\$ 42,355.88	\$ 41,570.28	\$ 41,562.56	\$ 42,255.44	\$ 42,183.66	\$ 42,528.14	\$ 42,817.64	\$ 522,591.66
0																
1 DROP BOX SERVICES																
0																
1 DROP BOX HAULS/RENTAL																
1 HAUL10-RO	HAUL 10 YD - RO	104		520	416	520	416	416	520	416	416	520	312	520	520	5,512
1 FINAL10-RO	FINAL PULL 10 YD - RO	104		-	-	-	-	-	-	104	-	-	-	-	-	104
1 HAUL20-RO	HAUL 20 YD - RO	109		18,530	15,914	14,497	15,478	15,914	19,293	16,568	14,061	17,331	14,279	15,914	16,132	193,911
1 FINAL20-RO	FINAL PULL 20 YD - RO	109		109	-	218	-	109	109	218	-	109	109	109	-	1,090
1 HAUL30-RO	HAUL 30 YD - RO	117		12,285	10,179	10,647	11,232	10,179	11,583	10,998	9,243	12,168	11,015	12,168	13,455	135,152
1 FINAL30-RO	FINAL PULL 30 YD - RO	117		234	117	234	351	234	234	117	234	-	-	117	351	2,223
1 HAUL40-RO	HAUL 40 YD - RO	128		5,760	5,888	5,888	6,784	7,040	6,144	5,504	5,120	4,608	8,064	5,760	73,600	
1 FINAL40-RO	FINAL PULL 40 YD - RO	128		-	-	256	128	-	-	256	-	-	-	128	-	768
1 HAUL10TEMP-RO	HAUL 10 YD TEMP - RO	104		-	312	-	416	-	-	-	-	-	-	104	104	936
1 FINAL10TEMP-RO	FINAL PULL 10 YD TEMP - RO	104		-	104	-	104	728	-	-	-	-	-	104	-	1,040
1 HAUL20TEMP-RO	HAUL 20 YD TEMP - RO	109		3,379	3,052	4,142	5,123	3,379	4,251	3,488	3,052	2,180	1,853	2,616	7,412	43,927
1 FINAL20TEMP-RO	FINAL PULL 20 YD TEMP - R	109		3,052	3,597	4,796	4,142	3,270	3,597	2,289	1,417	2,398	1,417	2,180	2,943	35,098
1 HAUL30TEMP-RO	HAUL 30 YD TEMP - RO	117		4,095	2,223	4,563	4,914	5,499	5,265	4,329	4,563	5,616	3,978	6,084	4,680	55,809
1 FINAL30TEMP-RO	FINAL PULL 30 YD TEMP - R	117		1,872	1,404	1,404	2,223	1,287	2,457	1,638	1,521	2,340	1,053	3,393	1,755	22,347
1 HAUL40TEMP-RO	HAUL 40 YD TEMP - RO	128		4,864	3,584	4,096	5,248	3,328	3,456	4,352	5,248	3,200	1,536	2,304	2,688	45,824
1 FINAL40TEMP-RO	FINAL PULL 40 YD TEMP - R	128		2,432	2,176	1,920	1,920	1,792	2,048	1,024	896	768	512	640	640	16,768
1 HAUL15-CP	COMPACTOR HAUL 15 YD	126		504	630	504	378	126	630	504	378	252	504	630	378	5,418
1 HAUL20-CP	COMPACTOR HAUL 20 YD - RO	145		3,770	3,190	3,190	3,190	2,465	4,060	3,335	2,900	3,045	2,900	3,335	3,335	38,715
1 HAUL25-CP	COMPACTOR HAUL 25 YD - RO	165		5,445	4,785	5,775	5,775	5,280	6,270	5,610	6,105	6,270	5,115	5,445	5,940	67,815
1 HAUL30-CP	COMPACTOR HAUL 30 YD	180		2,880	2,880	3,960	3,600	3,240	3,600	3,780	3,240	3,960	3,780	4,320	4,320	43,560
1 HAUL35-CP	COMPACTOR HAUL 35 YD - RO	190		2,850	1,710	1,710	2,470	2,470	2,660	2,850	2,470	2,660	1,900	2,470	2,660	28,880
1 HAUL40-CP	COMPACTOR HAUL 40 YD	200		7,200	5,800	7,200	7,600	6,800	8,200	6,600	7,400	7,200	7,000	7,400	8,400	86,800
1 RENT10MO-RO	RENTAL FEE 10 YD MONTHLY	65		130	130	130	130	130	130	130	130	130	130	130	130	1,560
1 RENT20MO-RO	RENTAL FEE 20 YD MONTHLY	75		5,456	5,495	4,919	5,286	5,583	5,606	5,475	5,456	5,785	5,794	5,681	5,925	66,458
1 RENT30MO-RO	RENTAL FEE 30 YD MONTHLY	85		4,094	4,114	4,138	4,055	3,995	3,935	3,870	3,817	4,080	4,083	3,830	4,253	48,263
1 RENT40MO-RO	RENTAL FEE 40 YD MONTHLY	95		2,608	2,556	2,902	2,914	3,040	2,914	2,777	2,596	2,945	2,948	3,049	3,375	34,576
1 RENT10TEMP-RO	RENTAL FEE 10 YD TEMP - R	3.7		26	226	(111)	137	226	42	104	-	-	22	41	19	730
1 RENT20TEMP-RO	RENTAL FEE 20 YD TEMP - R	3.8		2,945	2,649	3,485	4,359	3,374	3,086	2,987	2,690	2,466	2,413	2,599	3,534	36,586
1 RENT30TEMP-RO	RENTAL FEE 30 YD TEMP - R	4.1		2,255	1,714	2,665	3,100	2,079	2,386	2,423	2,337	1,870	2,196	2,903	2,903	29,777
1 RENT40TEMP-RO	RENTAL FEE 40 YD TEMP - R	4.5		2,196	2,408	2,165	1,593	2,160	2,043	1,656	2,597	1,724	1,157	914	(365)	20,246
1 RENTMO-CP	RENTAL FEE MONTHLY - COMP	0		-	-	-	-	-	-	-	26	200	93	-	-	319
1 RENTDAY-RO	RENTAL FEE DAILY - RO	0		1,368	1,521	1,882	2,549	2,804	2,366	1,931	1,650	1,655	1,460	1,566	1,119	21,871
1 DEL20-RO	DELIVERY FEE 20 YD - RO	0		75	-	-	-	-	-	-	-	-	-	-	-	75
1 DEL40-RO	DELIVERY FEE 40 YD - RO	0		-	150	-	-	-	-	-	-	-	-	-	-	150
1 DEL10TEMP-RO	DELIVERY FEE 10 YD TEMP -	75		75	-	-	225	375	150	-	75	-	-	75	-	975
1 DEL20TEMP-RO	DELIVERY FEE 20 YD TEMP -	75		2,700	2,250	3,525	3,300	2,400	1,950	1,350	975	1,725	1,050	1,275	2,550	25,050
1 DEL30TEMP-RO	DELIVERY FEE 30 YD TEMP -	75		1,200	1,125	1,500	1,050	825	1,050	1,500	975	1,650	1,275	1,650	1,200	15,600
1 DEL40TEMP-RO	DELIVERY FEE 40 YD TEMP -	75		1,800	1,050	1,050	1,200	1,350	975	975	375	600	150	450	900	10,875
1 DEL-RO	DELIVERY FEE - RO	0		-	-	-	-	375	-	-	-	-	-	-	-	375
1 CLEAN20-RO	CLEANING FEE 20 YD - RO	150		-	-	-	-	-	-	150	150	-	-	-	-	300
1 CLEAN30-RO	CLEANING FEE 30 YD - RO	225		-	-	-	225	-	-	-	-	-	-	-	-	225
1 CLEAN40-RO	CLEANING FEE 40 YD - RO	300		300	-	-	-	-	-	-	-	-	-	-	-	300
1 CLEAN-RO	CLEANING FEE - RO	0		-	-	-	-	50	-	-	-	-	-	-	-	50
1 LOCK-RO	LOCK CHARGE - RO	0		-	-	-	-	-	24	36	-	12	-	-	-	84
1 MILE-RO	MILEAGE FEE - RO	3.3		6,980	6,006	6,811	7,250	6,366	6,881	6,277	5,322	6,462				

Thurston County
Pacific Tariff Regulated Price Out
May 2018-April 2019

Service Code	Service Code Description	May-18 Customers	Jun-18 Customers	Jul-18 Customers	Aug-18 Customers	Sep-18 Customers	Oct-18 Customers	Nov-18 Customers	Dec-18 Customers	Jan-19 Customers	Feb-19 Customers	Mar-19 Customers	Apr-19 Customers	Average
ROLL2W-COMM	ROLL OUT 2X WK - COMM	111	111	117	121	100	100	104	94	90	91	100	102	103
ROLL3W-COMM	ROLL OUT 3X WK - COMM	65	69	65	65	74	74	69	69	69	69	69	68	69
ROLL5W-COMM	ROLL OUT 5X WK - COMM	9	9	9	9	9	9	9	9	9	9	9	9	9
RTRNCAN-COMM	RETURN TRIP FEE CAN - COM	1	2	-	-	-	1	-	1	-	-	-	-	0
RTRNCART95-COMM	RETURN TRIP 95 GL - COMM	-	-	3	-	-	-	-	-	-	-	-	-	0
RTRNCART-COMM	RETURN TRIP FEE CART - COMM	13	2	13	3	11	16	13	8	9	4	5	2	8
RTRNTRIP1.5-COMM	RETURN TRIP 1.5 YD - COMM	-	-	-	-	-	-	-	-	-	-	1	-	0
RTRNTRIP1-COMM	RETURN TRIP 1 YD - COMM	-	-	-	1	-	1	1	-	1	-	-	1	0
RTRNTRIP2-COMM	RETURN TRIP 2 YD - COMM	1	-	-	1	-	1	-	-	-	-	1	-	0
RTRNTRIP3-COMM	RETURN TRIP 3 YD - COMM	-	-	-	-	-	-	1	-	-	-	-	-	0
RTRNTRIP4-COMM	RETURN TRIP 4 YD - COMM	-	-	-	-	-	1	1	-	-	1	-	-	0
RTRNTRIP6-COMM	RETURN TRIP 6 YD - COMM	-	-	-	-	-	1	-	-	-	-	-	1	0
RTRNTRIP-COMM	RETURN TRIP FEE - COMM	8	7	2	2	5	-	-	1	-	2	3	3	3
SP65-COMM	OFF DAY PU 65 GL COMM	-	-	-	-	-	-	-	-	-	-	-	-	-
SP95-COMM	OFF DAY PU 95 GL COMM	8	2	2	6	5	1	2	-	-	-	3	-	2
W13-COMM	WALK IN 51-75' - COMM	1	1	1	1	1	1	1	1	1	1	1	1	1
RENT35GL-COMM	RENTAL 35 GL REFUSE - COMM	-	-	-	-	20	(20)	-	-	-	-	-	-	-
TIME-COMM	TIME FEE 1 - COMM	-	-	-	-	-	-	-	-	-	-	-	-	-
W11-COMM	WALK IN 6-25' - COMM	217	217	217	217	217	220	221	221	221	222	222	222	220
W12-COMM	WALK IN 26-50' - COMM	4	4	4	4	4	1	1	1	1	1	1	1	2
TOTAL COMMERCIAL GARBAGE \$		4,899.44	4,845.15	5,241.83	4,823.98	4,816.32	4,968.08	4,925.05	4,926.42	4,833.94	4,573.63	4,970.13	4,939.76	4,896.98
COMMERCIAL RECYCLING														
MFWBINS	MULTI-FAMILY RECYCLE WITH	11,747	11,745	10,989	10,991	10,980	10,971	10,770	10,768	10,945	10,926	11,016	11,091	11,078
MFBINS	MULTI-FAMILY NO BINS	-	-	-	-	-	-	-	-	-	-	-	-	-
TOTAL COMMERCIAL RECYCLING \$		11,747	11,745	10,989	10,991	10,980	10,971	10,770	10,768	10,945	10,926	11,016	11,091	11,078
DROP BOX SERVICES														
DROP BOX HAULS/RENTAL														
HAUL10-RO	HAUL 10 YD - RO	5	4	5	4	4	5	4	4	5	3	5	5	4
FINAL10-RO	FINAL PULL 10 YD - RO	-	-	-	-	-	-	1	-	-	-	-	-	0
HAUL20-RO	HAUL 20 YD - RO	170	146	133	142	146	177	152	129	159	131	146	148	148
FINAL20-RO	FINAL PULL 20 YD - RO	1	-	2	-	1	1	2	-	1	1	1	-	1
HAUL30-RO	HAUL 30 YD - RO	105	87	91	96	87	99	94	79	104	94	104	115	96
FINAL30-RO	FINAL PULL 30 YD - RO	2	1	2	3	2	2	1	2	-	-	1	3	2
HAUL40-RO	HAUL 40 YD - RO	45	46	46	53	55	55	48	43	40	36	63	45	48
FINAL40-RO	FINAL PULL 40 YD - RO	-	-	2	1	-	-	2	-	-	-	-	1	1
HAUL10TEMP-RO	HAUL 10 YD TEMP - RO	-	3	-	4	-	-	-	-	-	-	1	1	1
FINAL10TEMP-RO	FINAL PULL 10 YD TEMP - RO	-	1	-	1	7	-	-	-	-	-	1	-	1
HAUL20TEMP-RO	HAUL 20 YD TEMP - RO	31	28	38	47	31	39	32	28	20	17	24	68	34
FINAL20TEMP-RO	FINAL PULL 20 YD TEMP - R	28	33	44	38	30	33	21	13	22	13	20	27	27
HAUL30TEMP-RO	HAUL 30 YD TEMP - RO	35	19	39	42	47	45	37	39	48	34	52	40	40
FINAL30TEMP-RO	FINAL PULL 30 YD TEMP - R	16	12	12	19	11	21	14	13	20	9	29	15	16
HAUL40TEMP-RO	HAUL 40 YD TEMP - RO	38	28	32	56	26	27	34	41	25	12	21	18	30
FINAL40TEMP-RO	FINAL PULL 40 YD TEMP - R	19	17	15	15	14	16	8	7	6	4	5	5	11
HAUL15-CP	COMPACTOR HAUL 15 YD	4	5	4	3	1	5	4	3	2	4	5	3	4
HAUL20-CP	COMPACTOR HAUL 20 YD - RO	26	22	22	22	17	28	23	23	20	21	20	23	22
HAUL25-CP	COMPACTOR HAUL 25 YD - RO	33	29	35	35	32	38	34	37	38	31	33	36	34
HAUL30-CP	COMPACTOR HAUL 30 YD	16	16	22	20	18	20	21	18	22	21	24	24	20
HAUL35-CP	COMPACTOR HAUL 35 YD - RO	15	9	9	13	13	14	15	13	14	10	13	14	13
HAUL40-CP	COMPACTOR HAUL 40 YD	36	29	36	38	34	41	33	37	36	35	37	42	36
RENT10MO-RO	RENTAL FEE 10 YD MONTHLY	2	2	2	2	2	2	2	2	2	2	2	2	2
RENT20MO-RO	RENTAL FEE 20 YD MONTHLY	73	73	66	70	74	75	73	73	77	77	76	79	74
RENT30MO-RO	RENTAL FEE 30 YD MONTHLY	48	48	49	48	47	46	46	45	48	48	45	50	47
RENT40MO-RO	RENTAL FEE 40 YD MONTHLY	27	27	31	31	32	30	29	27	31	31	32	36	30
RENT10TEMP-RO	RENTAL FEE 10 YD TEMP - R	0	2	(1)	1	2	0	1	-	-	0	0	0	1
RENT20TEMP-RO	RENTAL FEE 20 YD TEMP - R	26	23	31	38	30	27	26	24	22	21	23	31	27
RENT30TEMP-RO	RENTAL FEE 30 YD TEMP - R	18	14	22	25	17	19	20	19	15	18	31	24	20
RENT40TEMP-RO	RENTAL FEE 40 YD TEMP - R	16	18	16	12	16	15	12	19	13	9	7	(3)	12
RENTMO-CP	RENTAL FEE MONTHLY - COMP	-	-	-	-	-	-	-	-	-	-	-	-	-
RENTDAY-RO	RENTAL FEE DAILY - RO	-	-	-	-	-	-	-	-	-	-	-	-	-
DEL20-RO	DELIVERY FEE 20 YD - RO	-	-	-	-	-	-	-	-	-	-	-	-	-
DEL40-RO	DELIVERY FEE 40 YD - RO	-	-	-	-	-	-	-	-	-	-	-	-	-
DEL10TEMP-RO	DELIVERY FEE 10 YD TEMP -	1	-	-	3	5	2	-	1	-	-	1	-	1
DEL20TEMP-RO	DELIVERY FEE 20 YD TEMP -	36	30	47	44	32	26	18	13	23	14	17	34	28
DEL30TEMP-RO	DELIVERY FEE 30 YD TEMP -	16	15	20	11	14	22	20	13	22	17	22	16	17
DEL40TEMP-RO	DELIVERY FEE 40 YD TEMP -	24	14	14	16	18	13	13	5	8	2	6	12	12
DEL-RO	DELIVERY FEE - RO	-	-	-	-	-	-	-	-	-	-	-	-	-
CLEAN20-RO	CLEANING FEE 20 YD - RO	-	-	-	-	-	-	1	1	-	-	-	-	0
CLEAN30-RO	CLEANING FEE 30 YD - RO	-	-	-	1	-	-	-	-	-	-	-	-	0
CLEAN40-RO	CLEANING FEE 40 YD - RO	1	-	-	-	-	-	-	-	-	-	-	-	0
CLEAN-RO	CLEANING FEE - RO	-	-	-	-	-	-	-	-	-	-	-	-	-
LOCK-RO	LOCK CHARGE - RO	-	-	-	-	-	-	-	-	-	-	-	-	-
MILE-RO	MILEAGE FEE - RO	2,115	1,820	2,064	2,197	1,929	2,085	1,902	1,613	1,958	1,573	1,961	2,077	1,941
REDEL-RO	REDELIVER FEE - RO	-	-	-	1	-	-	-	-	-	-	-	-	0
RELO-RO	RELOCATION FEE - RO	-	-	3	7	1	1	-	4	2	2	-	2	2
RTRNTRIP-RO	RETURN TRIP FEE - RO	14	15	22	23	28	29	17	23	12	22	16	30	21
TARP-RO	TARPING FEE - RO	59	50	54	48	49	52	59	62	65	43	76	68	57

Thurston County
Pacific Tariff Regulated Price Out
May 2018-April 2019

Garbage 2.41% 0.35% 2.76%
Recycling 6.89%
YW 1.33%

Proposed

Service Code	Service Code Description	Tariff Increase	Pacific Annual Customers	Rural Annual Customers	Total Annual Customers	Annual Increase	Tariff Rate	Annual Revenue	Rural Rates	Change
ROLL2W-COMM	ROLL OUT 2X WK - COMM	\$ 0.14	1,240	-	1,240	\$ 171.30	\$ 5.14	\$ 6,369.35	\$ -	\$ 5.14
ROLL3W-COMM	ROLL OUT 3X WK - COMM	\$ 0.21	825	-	825	\$ 171.11	\$ 7.71	\$ 6,362.30	\$ -	\$ 7.71
ROLL5W-COMM	ROLL OUT 5X WK - COMM	\$ 0.35	104	-	104	\$ 35.90	\$ 12.85	\$ 1,335.02	\$ -	\$ 12.85
RTRNCAN-COMM	RETURN TRIP FEE CAN - COM	\$ 0.16	5	2	7	\$ 1.11	\$ 5.91	\$ 29.54	\$ 5.00	\$ 0.91
RTRNCART95-COMM	RETURN TRIP 95 GL - COMM	\$ 0.16	3	-	3	\$ 0.48	\$ 5.91	\$ 17.73	\$ -	\$ 5.91
RTRNCART-COMM	RETURN TRIP FEE CART - COMM	\$ 0.16	99	7	106	\$ 16.84	\$ 5.91	\$ 584.98	\$ 5.00	\$ 0.91
RTRNTRIP1.5-COMM	RETURN TRIP 1.5 YD - COMM	\$ 0.41	1	-	1	\$ 0.41	\$ 15.41	\$ 15.41	\$ -	\$ 15.41
RTRNTRIP1-COMM	RETURN TRIP 1 YD - COMM	\$ 0.41	5	2	7	\$ 2.90	\$ 15.41	\$ 77.07	\$ 15.00	\$ 0.41
RTRNTRIP2-COMM	RETURN TRIP 2 YD - COMM	\$ 0.41	4	-	4	\$ 1.66	\$ 15.41	\$ 61.66	\$ -	\$ 15.41
RTRNTRIP3-COMM	RETURN TRIP 3 YD - COMM	\$ 0.41	1	-	1	\$ 0.41	\$ 15.41	\$ 15.41	\$ -	\$ 15.41
RTRNTRIP4-COMM	RETURN TRIP 4 YD - COMM	\$ 0.41	3	-	3	\$ 1.24	\$ 15.41	\$ 46.24	\$ -	\$ 15.41
RTRNTRIP6-COMM	RETURN TRIP 6 YD - COMM	\$ 0.41	2	-	2	\$ 0.83	\$ 15.41	\$ 30.83	\$ -	\$ 15.41
RTRNTRIP-COMM	RETURN TRIP FEE - COMM	\$ 0.41	33	-	33	\$ 13.68	\$ 15.41	\$ 508.68	\$ -	\$ 15.41
SP65-COMM	OFF DAY PU 65 GL COMM	\$ -	-	-	-	\$ -	\$ -	\$ -	\$ -	\$ -
SP95-COMM	OFF DAY PU 95 GL COMM	\$ 0.51	29	-	29	\$ 14.92	\$ 19.12	\$ 554.61	\$ -	\$ 19.12
W13-COMM	WALK IN 51-75' - COMM	\$ 0.14	12	-	12	\$ 1.69	\$ 5.25	\$ 63.01	\$ -	\$ 5.25
RENT35GL-COMM	RENTAL 35 GL REFUSE - COMM	\$ 0.17	-	-	-	\$ -	\$ 6.17	\$ -	\$ -	\$ 6.17
TIME-COMM	TIME FEE 1 - COMM	\$ -	-	-	-	\$ -	\$ -	\$ -	\$ -	\$ -
W11-COMM	WALK IN 6-25' - COMM	\$ 0.05	2,634	-	2,634	\$ 139.05	\$ 1.96	\$ 5,170.47	\$ -	\$ 1.96
W12-COMM	WALK IN 26-50' - COMM	\$ 0.10	27	-	27	\$ 2.62	\$ 3.61	\$ 97.39	\$ -	\$ 3.61

TOTAL COMMERCIAL GARBAGE \$ 523.33 81,429.29 9,642.85 91,072.14 \$ 170,041.70 5,848,734.62

COMMERCIAL RECYCLING

MFWBINS	MULTI-FAMILY RECYCLE WITH	\$ 0.27	132,938	-	132,938	\$ 35,365.85	\$ 4.53	\$ 601,682.03	\$ -	\$ 4.53
MFBINS	MULTI-FAMILY NO BINS	\$ -	-	-	-	\$ -	\$ -	\$ -	\$ -	\$ -
TOTAL COMMERCIAL RECYCLING		\$ 0.27	132,938	-	132,938	\$ 35,365.85		601,682		

DROP BOX SERVICES

DROP BOX SERVICES

DROP BOX HAULS/RENTAL

DROP BOX HAULS/RENTAL

HAUL10-RO	HAUL 10 YD - RO	\$ 2.87	53	-	53	\$ 152.34	\$ 106.87	\$ 5,664.34	\$ -	\$ 106.87
FINAL10-RO	FINAL PULL 10 YD - RO	\$ 2.87	1	-	1	\$ 2.87	\$ 106.87	\$ 106.87	\$ -	\$ 106.87
HAUL20-RO	HAUL 20 YD - RO	\$ 3.01	1,779	70	1,849	\$ 5,570.01	\$ 112.01	\$ 199,270.14	\$ 119.75	\$ (7.74)
FINAL20-RO	FINAL PULL 20 YD - RO	\$ 3.01	10	2	12	\$ 36.15	\$ 112.01	\$ 1,120.12	\$ 119.75	\$ (7.74)
HAUL30-RO	HAUL 30 YD - RO	\$ 3.23	1,155	66	1,221	\$ 3,948.63	\$ 120.23	\$ 138,887.52	\$ 134.30	\$ (14.07)
FINAL30-RO	FINAL PULL 30 YD - RO	\$ 3.23	19	2	21	\$ 67.90	\$ 120.23	\$ 2,284.44	\$ 134.30	\$ (14.07)
HAUL40-RO	HAUL 40 YD - RO	\$ 3.54	575	-	575	\$ 2,034.09	\$ 131.54	\$ 75,634.09	\$ -	\$ 131.54
FINAL40-RO	FINAL PULL 40 YD - RO	\$ 3.54	6	2	8	\$ 28.30	\$ 131.54	\$ 789.23	\$ 148.85	\$ (17.31)
HAUL10TEMP-RO	HAUL 10 YD TEMP - RO	\$ 2.87	9	-	9	\$ 25.87	\$ 106.87	\$ 961.87	\$ -	\$ 106.87
FINAL10TEMP-RO	FINAL PULL 10 YD TEMP - RO	\$ 2.87	10	-	10	\$ 28.74	\$ 106.87	\$ 1,068.74	\$ -	\$ 106.87
HAUL20TEMP-RO	HAUL 20 YD TEMP - RO	\$ 3.01	403	18	421	\$ 1,268.24	\$ 112.01	\$ 45,141.02	\$ 129.50	\$ (17.49)
FINAL20TEMP-RO	FINAL PULL 20 YD TEMP - R	\$ 3.01	322	32	354	\$ 1,066.41	\$ 112.01	\$ 36,068.01	\$ 129.50	\$ (17.49)
HAUL30TEMP-RO	HAUL 30 YD TEMP - RO	\$ 3.23	477	41	518	\$ 1,674.98	\$ 120.23	\$ 57,351.40	\$ 147.25	\$ (27.02)
FINAL30TEMP-RO	FINAL PULL 30 YD TEMP - R	\$ 3.23	191	33	224	\$ 724.31	\$ 120.23	\$ 22,964.61	\$ 147.25	\$ (27.02)
HAUL40TEMP-RO	HAUL 40 YD TEMP - RO	\$ 3.54	358	-	358	\$ 1,301.82	\$ 131.54	\$ 47,090.44	\$ 165.00	\$ (33.46)
FINAL40TEMP-RO	FINAL PULL 40 YD TEMP - R	\$ 3.54	131	15	146	\$ 516.48	\$ 131.54	\$ 17,231.42	\$ 165.00	\$ (33.46)
HAUL15-CP	COMPACTOR HAUL 15 YD	\$ 3.48	43	12	55	\$ 191.53	\$ 129.48	\$ 5,567.74	\$ 130.00	\$ (0.52)
HAUL20-CP	COMPACTOR HAUL 20 YD - RO	\$ 4.01	267	12	279	\$ 1,118.06	\$ 149.01	\$ 39,784.97	\$ 161.80	\$ (12.79)
HAUL25-CP	COMPACTOR HAUL 25 YD - RO	\$ 4.56	411	180	591	\$ 2,695.03	\$ 169.56	\$ 69,689.21	\$ 186.10	\$ (16.54)
HAUL30-CP	COMPACTOR HAUL 30 YD	\$ 4.97	242	13	255	\$ 1,268.54	\$ 184.97	\$ 44,763.87	\$ 194.15	\$ (9.18)
HAUL35-CP	COMPACTOR HAUL 35 YD - RO	\$ 5.25	152	-	152	\$ 798.16	\$ 195.25	\$ 29,678.16	\$ -	\$ 195.25
HAUL40-CP	COMPACTOR HAUL 40 YD	\$ 5.53	434	-	434	\$ 2,398.90	\$ 205.53	\$ 89,198.90	\$ -	\$ 205.53
RENT10MO-RO	RENTAL FEE 10 YD MONTHLY	\$ 1.80	24	-	24	\$ 43.11	\$ 66.80	\$ 1,603.11	\$ -	\$ 66.80
RENT20MO-RO	RENTAL FEE 20 YD MONTHLY	\$ 2.07	886	82	968	\$ 2,007.47	\$ 77.07	\$ 68,295.10	\$ 90.60	\$ (13.53)
RENT30MO-RO	RENTAL FEE 30 YD MONTHLY	\$ 2.35	568	33	600	\$ 1,410.42	\$ 87.35	\$ 49,597.00	\$ 108.40	\$ (21.05)
RENT40MO-RO	RENTAL FEE 40 YD MONTHLY	\$ 2.63	364	-	364	\$ 955.57	\$ 97.63	\$ 35,531.13	\$ -	\$ 97.63
RENT10TEMP-RO	RENTAL FEE 10 YD TEMP - R	\$ 0.10	7	-	7	\$ 0.67	\$ 3.80	\$ 25.00	\$ -	\$ 3.80
RENT20TEMP-RO	RENTAL FEE 20 YD TEMP - R	\$ 0.11	321	554	875	\$ 91.92	\$ 3.91	\$ 1,253.24	\$ 5.93	\$ (2.02)
RENT30TEMP-RO	RENTAL FEE 30 YD TEMP - R	\$ 0.11	242	1,161	1,403	\$ 158.99	\$ 4.21	\$ 1,020.00	\$ 7.11	\$ (2.90)
RENT40TEMP-RO	RENTAL FEE 40 YD TEMP - R	\$ 0.12	150	374	524	\$ 65.16	\$ 4.62	\$ 693.50	\$ 8.30	\$ (3.68)
RENTMO-CP	RENTAL FEE MONTHLY - COMP	\$ -	-	-	-	\$ -	\$ -	\$ -	\$ -	\$ -
RENTDAY-RO	RENTAL FEE DAILY - RO	\$ -	-	-	-	\$ -	\$ -	\$ -	\$ -	\$ -
DEL20-RO	DELIVERY FEE 20 YD - RO	\$ -	-	-	-	\$ -	\$ -	\$ -	\$ -	\$ -
DEL40-RO	DELIVERY FEE 40 YD - RO	\$ -	-	-	-	\$ -	\$ -	\$ -	\$ -	\$ -
DEL10TEMP-RO	DELIVERY FEE 10 YD TEMP -	\$ 2.07	13	-	13	\$ 26.95	\$ 77.07	\$ 1,001.95	\$ -	\$ 77.07
DEL20TEMP-RO	DELIVERY FEE 20 YD TEMP -	\$ 2.07	334	31	365	\$ 756.12	\$ 77.07	\$ 25,742.31	\$ 95.45	\$ (18.38)
DEL30TEMP-RO	DELIVERY FEE 30 YD TEMP -	\$ 2.07	208	37	245	\$ 507.83	\$ 77.07	\$ 16,031.14	\$ 95.45	\$ (18.38)
DEL40TEMP-RO	DELIVERY FEE 40 YD TEMP -	\$ 2.07	145	15	160	\$ 331.65	\$ 77.07	\$ 11,175.55	\$ 95.45	\$ (18.38)
DEL-RO	DELIVERY FEE - RO	\$ -	-	-	-	\$ -	\$ -	\$ -	\$ -	\$ -
CLEAN20-RO	CLEANING FEE 20 YD - RO	\$ 4.15	2	-	2	\$ 8.29	\$ 154.15	\$ 308.29	\$ -	\$ 154.15
CLEAN30-RO	CLEANING FEE 30 YD - RO	\$ 6.22	1	-	1	\$ 6.22	\$ 231.22	\$ 231.22	\$ -	\$ 231.22
CLEAN40-RO	CLEANING FEE 40 YD - RO	\$ 8.29	1	-	1	\$ 8.29	\$ 308.29	\$ 308.29	\$ -	\$ 308.29
CLEAN-RO	CLEANING FEE - RO	\$ -	-	-	-	\$ -	\$ -	\$ -	\$ -	\$ -
LOCK-RO	LOCK CHARGE - RO	\$ -	-	-	-	\$ -	\$ -	\$ -	\$ -	\$ -
MILE-RO	MILEAGE FEE - RO	\$ 0.09	23,294	4,462	27,756	\$ 2,531.44	\$ 3.39	\$ 78,995.59	\$ 3.20	\$ 0.19
REDEL-RO	REDELIVER FEE - RO	\$ 1.02	1	-	1	\$ 1.02	\$ 38.02	\$ 38.02	\$ -	\$ 38.02
RELO-RO	RELOCATION FEE - RO	\$ 0.83	22	-	22	\$ 18.24	\$ 30.83	\$ 678.24	\$ -	\$ 30.83
RTRNTRIP-RO	RETURN TRIP FEE - RO	\$ 0.83	251	12	263	\$ 218.06	\$ 30.83	\$ 7,738.11	\$ 48.50	\$ (17.67)
TARP-RO	TARPING FEE - RO	\$ 0.62	686	11	697	\$ 435.04	\$ 23.22	\$ 15,920.73	\$ 17.80	\$ 5.42

Thurston County
Pacific Tariff Regulated Price Out
May 2018-April 2019

Note: Links to External Files have been broken to maintain data integrity. Source document is available upon request.

Service Code	Service Code Description	Tariff Rate	Jul-18	May-18	Jun-18	Jul-18	Aug-18	Sep-18	Oct-18	Nov-18	Dec-18	Jan-19	Feb-19	Mar-19	Apr-19	Total Revenue
		2018	Recy Rollback	Revenue	Revenue	Revenue	Revenue	Revenue	Revenue	Revenue	Revenue	Revenue	Revenue	Revenue	Revenue	
1 TIME-RO	TIME FEE - RO	0		582	841	390	472	328	554	595	1,271	861	1,066	677	369	8,003
1 EXWGHT-RO	EXWGHT-RO	0.14		3,349	1,422	3,044	2,352	-	1,005	381	2,870	1,448	216	258	263	16,607
1 ADJTAX-RO	ADJUSTMENT TAX - RO	0		(3)	-	-	-	(4)	-	(2)	-	-	(312)	-	-	(320)
1 DISCO-CP	COMPACTOR DISCONNECT FEE	12		852	720	744	876	708	912	972	792	1,008	840	1,104	1,272	10,800
1 LIDRO	LID CHARGE - RO	0		-	-	-	-	-	-	-	-	-	-	-	-	-
0	TOTAL DROP BOX HAULS/RENTAL	0		\$ 120,521.62	\$ 103,917.73	\$ 116,727.80	\$ 126,283.88	\$ 111,922.32	\$ 123,908.37	\$ 110,050.15	\$ 105,409.19	\$ 111,501.62	\$ 93,482.30	\$ 113,681.97	\$ 118,015.31	\$ 1,355,422.26
1 PASSTHROUGH DISPOSAL	PASSTHROUGH DISPOSAL	0														
1 DISP-RO	DISPOSAL CHARGE - RO	119		215,307	180,518	199,392	219,832	189,259	219,441	218,192	193,623	209,549	156,788	201,311	196,502	2,399,715
0	TOTAL PASSTHROUGH DISPOSAL	0		\$ 215,306.80	\$ 180,517.86	\$ 199,392.43	\$ 219,832.45	\$ 189,258.81	\$ 219,441.49	\$ 218,192.23	\$ 193,622.94	\$ 209,549.41	\$ 156,787.61	\$ 201,310.70	\$ 196,501.77	\$ 2,399,714.50
0		0														
1 HAULFLAT-COMM	CGP FLAT RATE	105		-	-	-	-	-	-	-	-	-	-	-	-	-
1	Service Charges	0														
1 FINCHG	FINANCE CHARGE	0		2,464	2,673	2,226	2,345	4,280	2,949	3,108	3,260	2,831	3,135	2,693	2,585	34,547
1 RETCKC	RETURN CHECK CHARGE	20		180	30	80	60	160	100	120	80	100	120	20	120	1,170
1 COLLFEE	COLLECTION AGENCY FEE	0		(485)	-	(656)	-	(142)	-	-	(347)	-	(268)	-	(393)	(2,291)
0		0														
0	TOTAL SERVICE CHARGES	0		\$ 2,158.93	\$ 2,702.52	\$ 1,649.34	\$ 2,404.53	\$ 4,297.48	\$ 3,048.60	\$ 3,228.13	\$ 2,993.70	\$ 2,930.96	\$ 2,986.64	\$ 2,712.91	\$ 2,312.01	\$ 33,425.75
0		0														
0	TOTAL REVENUE	0		\$ 2,197,649.00	\$ 2,153,076.50	\$ 2,140,291.26	\$ 2,151,832.02	\$ 2,107,266.05	\$ 2,165,209.96	\$ 2,151,756.62	\$ 2,125,298.48	\$ 2,148,230.03	\$ 2,065,882.41	\$ 2,145,199.70	\$ 2,152,202.85	\$ 25,703,894.86

Thurston County
Pacific Tariff Regulated Price Out
May 2018-April 2019

Service Code	Service Code Description	May-18 Customers	Jun-18 Customers	Jul-18 Customers	Aug-18 Customers	Sep-18 Customers	Oct-18 Customers	Nov-18 Customers	Dec-18 Customers	Jan-19 Customers	Feb-19 Customers	Mar-19 Customers	Apr-19 Customers	Average
TIME-RO	TIME FEE - RO	-	-	-	-	-	-	-	-	-	-	-	-	-
EXWGHT-RO	EXWGHT-RO	23,920	10,160	21,740	16,800	-	7,180	2,720	20,500	10,340	1,540	1,840	1,880	9,885
ADJTAX-RO	ADJUSTMENT TAX - RO	-	-	-	-	-	-	-	-	-	-	-	-	-
DISCO-CP	COMPACTOR DISCONNECT FEE	71	60	62	73	59	76	81	66	84	70	92	106	75
LIDRO	LID CHARGE - RO	-	-	-	-	-	-	-	-	-	-	-	-	-
TOTAL DROP BOX HAULS/RENTAL \$		211.02	207.60	214.07	227.34	219.97	215.17	208.87	208.80	207.73	206.11	216.13	218.63	213.45
PASSTHROUGH DISPOSAL	PASSTHROUGH DISPOSAL	-	-	-	-	-	-	-	-	-	-	-	-	-
DISP-RO	DISPOSAL CHARGE - RO	1,809	1,517	1,676	1,847	1,590	1,844	1,834	1,627	1,761	1,318	1,692	1,651	1,680
TOTAL PASSTHROUGH DISPOSAL \$		1,809.30	1,516.96	1,675.57	1,847.33	1,590.41	1,844.05	1,833.55	1,627.08	1,760.92	1,317.54	1,691.69	1,651.28	1,680.47
HAULFLAT-COMM	CGP FLAT RATE	-	-	-	-	-	-	-	-	-	-	-	-	-
Service Charges		Service Charges												
FINCHG	FINANCE CHARGE	-	-	-	-	-	-	-	-	-	-	-	-	-
RETCKC	RETURN CHECK CHARGE	9	2	4	3	8	5	6	4	5	6	1	6	5
COLLFEE	COLLECTION AGENCY FEE	-	-	-	-	-	-	-	-	-	-	-	-	-
TOTAL SERVICE CHARGES		9.00	1.50	4.00	3.00	8.00	5.00	6.00	4.00	5.00	6.00	1.00	6.00	4.88
TOTAL REVENUE		138,206.77	138,781.74	142,461.43	137,196.81	136,825.15	139,107.58	138,541.11	138,336.90	138,286.44	137,574.66	138,919.05	139,420.86	138,638.21

Thurston County
 Pacific Tariff Regulated Price Out
 May 2018-April 2019

Garbage 2.41% 0.35% 2.76%
 Recycling 6.89%
 YW 1.33%

Proposed

Service Code	Service Code Description	Tariff Increase	Pacific Annual Customers	Rural Annual Customers	Total Annual Customers	Annual Increase	Tariff Rate	Annual Revenue	Rural Rates	Rural Change
TIME-RO	TIME FEE - RO	\$ -	-	-	-	\$ -	\$ -	-	\$ -	\$ -
EXWGHT-RO	EXWGHT-RO	\$ 0.00	118,620	2,200	120,820	\$ 467.48	\$ 0.14	\$ 17,065.76	\$ 0.14	\$ 0.00
ADJTAX-RO	ADJUSTMENT TAX - RO	\$ -	-	-	-	\$ -	\$ -	-	\$ -	\$ -
DISCO-CP	COMPACTOR DISCONNECT FEE	\$ 0.33	900	-	900	\$ 298.48	\$ 12.33	\$ 11,098.48	\$ -	\$ 12.33
LIDRO	LID CHARGE - RO	\$ -	-	10	10	\$ -	\$ -	-	\$ 17.80	\$ (17.80)
TOTAL DROP BOX HAULS/RENTAL			154,087.36	9,490.04	163,577.40	\$ 37,265.80		1,274,668.89		
PASSTHROUGH DISPOSAL										
DISP-RO	DISPOSAL CHARGE - RO									
TOTAL PASSTHROUGH DISPOSAL										
HAULFLAT-COMM										
CGP FLAT RATE										
Service Charges										
FINCHG	FINANCE CHARGE									
RETCKC	RETURN CHECK CHARGE		59	8	67	\$ -	\$ 20.00	\$ 1,170.00	\$ 20.00	\$ -
COLLFEE	COLLECTION AGENCY FEE		-	-	-	\$ -	\$ -	-	\$ -	\$ -
TOTAL SERVICE CHARGES			58.50	8.00	66.50	\$ -		1,170.00		
TOTAL REVENUE			1,858,614.92	146,153.89	2,004,768.82	\$ 856,357.12		24,435,943.93		

	LG	Price Out	Diff
Garbage	\$ 513,159	\$ 509,447	\$ (3,711.48)
Recycling	\$ 322,875	\$ 322,520	\$ (354.69)
YW	\$ 24,463	\$ 24,390	\$ (73.18)
			\$ (4,139.35)

Thurston County
Rural Tariff Regulated Price Out
May 2018-April 2019

Note: Links to External Files have been broken to maintain data integrity. Source document is available upon request.

Service Code	Service Code Description	Tariff Rate 2018	Jul-18 Recy	May-18 Revenue	Jun-18 Revenue	Jul-18 Revenue	Aug-18 Revenue	Sep-18 Revenue	Oct-18 Revenue	Nov-18 Revenue	Dec-18 Revenue	Jan-19 Revenue	Feb-19 Revenue	Mar-19 Revenue	Apr-19 Revenue	Total Revenue
RESIDENTIAL SERVICES																
RESIDENTIAL GARBAGE																
1 RL020.0G1W001	20 GL 1X WK 1	9.76		107	107	107	107	107	107	107	107	107	107	107	107	1,288
1 RL032.0G1M001	32 GL 1X MO 1	6.6		7	7	7	7	7	7	7	7	7	7	7	7	79
1 RL032.0G1W001	32 GL 1X WK 1	13.11		950	939	944	924	879	859	865	859	853	865	865	865	10,668
1 RL032.0G1W002	32 GL 1X WK 2	20.4		82	82	82	82	82	82	82	82	82	82	82	82	979
1 RL032.0G1W003	32 GL 1X WK 3	28.38		57	57	57	57	57	57	57	57	57	57	57	57	624
1 SL020.0G1W001	20 GL 1X WK 1	9.76		1,435	1,451	1,435	1,440	1,418	1,443	1,447	1,411	1,405	1,386	1,404	1,383	17,059
1 SL035.0G1M001	35 GL 1X MO 1	6.6		478	459	449	439	443	439	446	452	452	459	462	462	5,468
1 SL035.0G1W001	35 GL 1X WK 1	13.11		29,102	29,179	28,988	29,020	29,050	29,139	28,837	28,673	28,899	28,669	28,789	28,390	346,735
1 SL065.0G1M001	65 GL 1X MO 1	7.75		260	275	271	302	322	310	291	291	299	287	273	276	3,487
1 SL065.0G1W001	65 GL 1X WK 1	20.1		33,193	32,916	33,102	33,393	33,617	33,841	34,159	34,166	34,558	34,585	34,543	34,325	406,398
1 SL095.0G1M001	95 GL 1X MO 1	8.98		425	436	431	431	440	448	444	453	485	489	485	467	5,434
1 SL095.0G1W001	95 GL 1X WK 1	27.66		14,773	14,912	15,021	15,212	15,621	15,987	15,882	15,998	15,871	16,252	16,496	15,590	187,616
1 SP35-RES		8.65		9	9	17	-	17	9	17	9	17	-	-	-	104
1 SP65-RES		12.39		12	12	74	12	12	12	12	12	25	-	-	12	186
1 SP95-RES		16.13		16	-	-	-	65	32	32	16	32	32	-	48	274
1 SPREC-RES	SPECIAL PICK UP RECYCLE - RES	8.65		9	9	43	26	17	17	9	9	43	9	-	-	190
1 EXTRA-RES	EXTRA CAN, BAG, BOX - RES	3.79		1,448	1,736	1,489	1,296	803	773	1,474	1,399	1,349	1,027	1,099	1,049	14,943
1 DISP-RES		0		-	29	-	-	18	-	-	-	-	-	37	18	102
1 DRIVEIN1-RES	DRIVE IN 1 - RES	6.5		59	59	59	65	65	72	75	75	78	78	78	78	839
1 DRIVEIN2-RES	DRIVE IN 2 - RES	9.15		9	9	9	9	9	9	9	9	9	9	9	9	110
1 REDEL-RES	REDELIVER FEE - RES	16.8		17	17	17	17	34	67	17	17	17	17	50	67	353
1 REINSTATE-RES	REINSTATE FEE - RES	11		187	242	363	242	187	220	187	264	209	176	253	286	2,816
1 RTRNCART-RES	RETURN TRIP FEE CART - RE	5		5	5	5	5	5	15	10	10	20	20	10	5	115
1 RTRNTRIP-RES	RETURN TRIP FEE - RES	5		5	-	-	5	-	5	5	5	10	5	-	5	45
1 TIME-RES	TIME FEE 1 - RES	0		-	237	181	-	119	-	-	-	-	-	-	-	537
1 W11-RES	WALK IN 6-25' - RES	1.9		-	-	-	3	3	8	8	8	8	8	8	8	59
0	TOTAL RESIDENTIAL GARBAGE	0		\$ 82,643.72	\$ 83,182.45	\$ 83,151.65	\$ 83,093.76	\$ 83,394.89	\$ 83,970.22	\$ 84,485.00	\$ 84,386.49	\$ 84,879.57	\$ 84,637.02	\$ 85,086.30	\$ 83,598.27	\$ 1,006,509.32
RESIDENTIAL RECYCLING																
1 RECPRGADJ-RES	RECYCLING PROGRAM ADJUSTM	7.49	6.55	35,836	35,821	33,612	30,356	30,504	31,835	31,782	31,726	31,933	31,922	32,018	31,577	388,923
1 RECBINONLYR	RECYCLE SERVICE ONLY	8.49	7.55	136	136	132	137	148	151	157	157	165	165	185	200	1,866
0	TOTAL RESIDENTIAL RECYCLING	0		\$ 35,972.07	\$ 35,957.21	\$ 33,743.81	\$ 30,492.62	\$ 30,651.60	\$ 31,986.46	\$ 31,939.03	\$ 31,882.88	\$ 32,097.22	\$ 32,086.43	\$ 32,202.83	\$ 31,777.26	\$ 390,789.39
RESIDENTIAL YARD WASTE																
1 GWRES	GREENWASTE SERVICE - RES	11.01		5,503	5,841	5,938	5,886	5,889	5,836	5,771	5,718	5,452	5,427	5,396	5,135	67,792
1 EXTRAGWC-RES	EXTRA GREENWASTE FEE - RE	3.1		-	-	-	-	-	-	28	-	-	-	-	-	28
0	TOTAL RESIDENTIAL YARD WASTE	0		\$ 5,502.86	\$ 5,840.86	\$ 5,937.75	\$ 5,885.97	\$ 5,888.86	\$ 5,836.38	\$ 5,799.04	\$ 5,717.65	\$ 5,452.47	\$ 5,427.41	\$ 5,395.78	\$ 5,135.24	\$ 67,820.25
COMMERCIAL SERVICES																
COMMERCIAL GARBAGE																
1 FL001.0Y1W001	1 YD 1X WK 1	78.16		7,472	7,288	7,292	7,410	7,230	7,347	7,425	7,347	7,363	7,230	7,191	7,210	87,805
1 RL001.0Y2W001	1 YD 2X WK 1	148.52		-	-	-	-	-	-	-	149	149	130	-	-	427
1 FL001.5Y1W001	1.5 YD 1X WK 1	106.53		2,195	2,131	2,131	2,131	2,131	2,024	2,024	2,024	2,024	2,024	2,024	2,024	24,885
1 RL001.5Y2W001	1.5 YD 2X WK 1	205.04		205	205	205	205	205	205	205	205	205	205	103	-	2,153
1 RL001.5Y3W001	1.5YD 3X WK 1	303.55		-	-	-	-	-	-	-	-	-	-	187	304	490
1 RL001.5Y1W001	1.5 YD 1X WK 1	106.53		1,758	1,758	1,704	1,704	1,611	1,665	1,704	1,704	1,800	1,667	1,784	1,704	20,566
1 RL002.0Y1W001	2 YD 1X WK 1	140.44		3,209	3,230	3,236	3,413	3,441	3,314	3,153	2,837	2,949	2,879	2,819	3,282	37,763
1 RL002.0Y2W001	2 YD 2X WK 1	265.19		796	796	796	796	796	796	796	796	796	796	796	796	9,547
1 FL002.0Y1W001	2 YD 1X WK 1	140.44		3,371	3,511	3,595	3,651	4,494	3,651	3,651	3,511	3,399	3,511	3,371	3,371	43,087
1 RL002.0Y3W001	2 YD 3X WK 1	389.94		-	-	-	-	-	-	-	-	-	162	-	-	162
1 FL003.0Y1W001	3 YD 1X WK 1	201.6		2,419	2,419	2,419	2,419	2,923	2,298	2,218	2,419	2,218	2,016	1,915	1,814	27,498
1 FL004.0Y1W001	4 YD 1X WK 1	259.03		1,036	1,036	1,036	1,036	1,036	1,088	1,295	1,166	842	907	1,036	1,036	12,550
1 FL004.0Y3W001	4 YD 3X WK 1	731.69		732	732	732	732	732	732	732	732	732	732	732	732	8,780
1 FL006.0Y1W001	6 YD 1X WK 1	375.14		5,627	5,627	5,627	5,627	5,627	5,852	6,002	6,002	6,284	6,377	6,377	6,377	71,033
1 FL006.0Y3W001	6 YD 3X WK 1	1058.58		1,059	1,059	1,059	1,059	1,059	1,059	1,059	1,059	1,059	1,059	1,059	1,059	12,703
1 RL001.0Y1W001	1 YD 1X WK 1	78.16		6,784	6,800	6,628	6,851	6,968	6,898	6,823	7,013	6,997	7,191	7,505	7,347	83,805
1 RL006.0Y1W001	6 YD 1X WK 1	375.14		-	-	-	-	188	-	-	-	-	-	-	-	188
1 CANCEOUNT5+COMM	CAN COUNT OVER 5 - COMM	2.49		217	197	261	354	269	349	438	261	436	254	264	256	3,556
1 CANCEOUNT5-COMM		2.57		-	-	-	-	-	-	-	-	-	82	154	-	236
1 RL032.0G1W001COMM	32 GL 1X WK COMM 1	12.23		12	12	12	-	-	-	-	-	-	-	-	-	37
1 RL032.0G1W002COMM	32 GL 1X WK COMM 2	22.26		22	22	22	22	22	22	22	22	22	22	22	22	267
1 RL032.0G1W003COMM	32 GL 1X WK COMM 3	33.38		33	33	33	33	33	33	33	33	33	33	33	33	401
1 RL032.0G1W004COMM	32 GL 1X WK COMM 4	44.51		89	89	89	89	89	89	89	89	89	89	89	89	1,068
1 SL035.0G1W001COMM	35 GL 1X WK COMM 1	13.68		797	821	821	821	821	826	814	807	807	807	807	807	9,756
1 SL065.0G1W001COMM	65 GL 1X WK COMM 1	20.22		481	485	489	526	521	429	303	303	303	263	263	263	4,629
1 SL095.0G1W001COMM	95 GL 1X WK COMM 1	26.98		324	324	324	356	384	405	405	437	459	459	459	351	4,685
1 FL001.0YXX001TEMPC	1 YD TEMP	21.08		-	-	21	-	-	-	-	-	-	-	-	-	21
1 FL002.0YXX001TEMPC	2 YD TEMP	35.92		108	754	467	611	144	323	287	72	323	36	287	216	3,628
1 FL003.0YXX001TEMPC	3 YD TEMP	52.12		-	261	-	-	-	-	-	-	-	-	-	-	261
1 FL006.0YXX001TEMPC	6 YD TEMP 1	90.67		-	181	-	-	-	-	-	-	-	-	-	-	181
1 EP1.5-COMM	EXTRA PICK UP 1.5 YD - CO	32.05		-	-	-	-	32	-	-	-	-	-	-	-	32
1 EP1-COMM	EXTRA PICK UP 1 YD - COMM	20.19		40	81	61	121	40	20	20	-	20	20	40	-	464
1 EP2-COMM	EXTRA PICK UP 2 YD - COMM	35.74		36	71	-	-	-	-	-	-	36	-	-	-	143
1 EP3-COMM	EXTRA PICK UP 3 YD - COMM	52.12		-	-	-	-	-	-	-	-	-	-	-	52	52
1 EP4-COMM	EXTRA PICK UP 4 YD - COMM	62.83		-	-	-	-	-	-	63	126	-	-	-	-	188
1 EP6-COMM		90.67		-	-	-	-	91	-	-	-	-	-	-	-	91
1 EXTRA-COMM	EXTRA CAN, BAG, BOX - COM	2.57		139	146	208	306	146	131	44	146	103	67	134	85	1,655
1 EXTRAYDG-COM	EXTRA YARDAGE - COMM	18.47		240	92</											

Service Code	Service Code Description	May-18 to Apr-19												Adjust Rural Rates to Pacific				
		Customers	Customers	Customers	Customers	Customers	Customers	Customers	Customers	Customers	Customers	Customers	Average	Pacific's Tariff Rates	Annual Customers	Annual Revenue	Difference	
RESIDENTIAL SERVICES																		
RESIDENTIAL GARBAGE																		
RL020.0G1W001	20 GL 1X WK 1	11	11	11	11	11	11	11	11	11	11	11	11	11	9.32	132	1,230	(58)
RL032.0G1M001	32 GL 1X MO 1	1	1	1	1	1	1	1	1	1	1	1	1	1	6.45	12	77	(2)
RL032.0G1W001	32 GL 1X WK 1	73	72	72	70	67	66	66	66	65	66	66	66	68	13.22	814	10,757	90
RL032.0G1W002	32 GL 1X WK 2	4	4	4	4	4	4	4	4	4	4	4	4	4	20.21	48	970	(9)
RL032.0G1W003	32 GL 1X WK 3	2	2	2	2	2	2	2	2	2	2	1	2	2	28.47	22	626	2
SL020.0G1W001	20 GL 1X WK 1	147	149	147	148	145	148	148	145	144	142	144	142	146	9.32	1,748	16,290	(769)
SL035.0G1M001	35 GL 1X MO 1	72	70	68	67	67	67	68	69	69	70	70	75	69	6.45	828	5,344	(124)
SL035.0G1W001	35 GL 1X WK 1	2,220	2,226	2,211	2,214	2,216	2,223	2,200	2,187	2,204	2,187	2,196	2,166	2,204	13.25	26,448	350,438	3,703
SL065.0G1M001	65 GL 1X MO 1	34	36	35	39	42	42	40	38	37	39	35	36	37	0	450	-	(3,487)
SL065.0G1W001	65 GL 1X WK 1	1,651	1,638	1,647	1,661	1,672	1,684	1,699	1,700	1,719	1,721	1,719	1,708	1,685	19.94	20,219	403,163	(3,235)
SL095.0G1M001	95 GL 1X MO 1	47	49	48	48	49	50	49	51	54	55	54	52	50	9.79	605	5,924	490
SL095.0G1W001	95 GL 1X WK 1	534	539	543	550	565	578	574	578	574	588	596	564	565	27.89	6,783	189,176	1,560
SP35-RES		1	1	2	-	2	1	2	1	2	-	-	-	1	11.47	12	138	34
SP65-RES		1	1	6	1	1	1	-	1	2	-	-	1	1	15.04	15	226	40
SP95-RES		1	-	-	-	4	2	2	1	2	2	-	3	1	18.61	17	316	42
SPREC-RES	SPECIAL PICK UP RECYCLE - RES	1	1	5	3	2	2	1	1	5	1	-	-	2	11.47	22	252	62
EXTRA-RES	EXTRA CAN, BAG, BOX - RES	382	458	393	342	212	204	389	369	356	271	290	277	329	3.83	3,943	15,101	158
DISP-RES		-	-	-	-	-	-	-	-	-	-	-	-	-	0	-	-	(102)
DRIVEIN1-RES	DRIVE IN 1 - RES	9	9	9	10	10	11	12	12	12	12	12	12	11	6.3	129	813	(26)
DRIVEIN2-RES	DRIVE IN 2 - RES	1	1	1	1	1	1	1	1	1	1	1	1	1	9.5	12	114	4
REDEL-RES	REDELIVER FEE - RES	1	1	1	1	2	4	1	1	1	1	3	4	2	16.8	21	353	-
REINSTATE-RES	REINSTATE FEE - RES	17	22	33	22	17	20	17	24	19	16	23	26	21	11	256	2,816	-
RTRNCART-RES	RETURN TRIP FEE CART - RE	1	1	1	1	1	3	2	2	4	4	2	1	2	5.75	23	132	17
RTRNTRIP-RES	RETURN TRIP FEE - RES	1	-	-	1	-	1	1	1	2	1	-	1	1	5.75	9	52	7
TIME-RES	TIME FEE 1 - RES	-	-	-	-	-	-	-	-	-	-	-	-	-	0	-	-	(537)
W11-RES	WALK IN 6-25' - RES	-	-	-	2	2	4	4	4	4	4	4	4	3	1.9	31	59	-
TOTAL RESIDENTIAL GARBAGE		4,796	4,794	4,789	4,814	4,841	4,874	4,862	4,850	4,884	4,884	4,897	4,824	4,842		62,599	1,004,368	(2,141)
RESIDENTIAL RECYCLING																		
RECROGADJ-RES	RECYCLING PROGRAM ADJUSTM	4,785	4,783	5,132	4,634	4,657	4,860	4,852	4,844	4,875	4,874	4,888	4,821	4,834	6.25	58,005	362,529	(26,394)
RECBINONLYR	RECYCLE SERVICE ONLY	16	16	17	18	20	20	21	21	22	22	25	27	20	7.25	243	1,763	(103)
TOTAL RESIDENTIAL RECYCLING		4,801	4,799	5,149	4,653	4,677	4,880	4,873	4,864	4,897	4,895	4,913	4,847	4,854		58,248	364,292	(26,497)
RESIDENTIAL YARD WASTE																		
GWRES	GREENWASTE SERVICE - RES	500	531	539	535	535	530	524	519	495	493	490	466	513	7.6	6,157	46,796	(20,997)
EXTRAGWC-RES	EXTRA GREENWASTE FEE - RE	-	-	-	-	-	-	9	-	-	-	-	-	1	2.25	9	20	(8)
TOTAL RESIDENTIAL YARD WASTE		503	540	548	544	544	539	533	528	504	502	499	475	522	10	6,166	46,816	(21,004)
COMMERCIAL SERVICES																		
COMMERCIAL GARBAGE																		
FL001.0Y1W001	1 YD 1X WK 1	96	93	93	95	93	94	95	94	94	93	92	92	94	80.36	1,123	90,276	2,471
RL001.0Y2W001	1 YD 2X WK 1	-	-	-	-	-	-	-	1	1	1	-	-	0	147.13	3	423	(4)
FL001.5Y1W001	1.5 YD 1X WK 1	21	20	20	20	20	19	19	19	19	19	19	19	19	103.23	234	24,115	(771)
RL001.5Y2W001	1.5 YD 2X WK 1	1	1	1	1	1	1	1	1	1	1	1	1	1	189.96	11	1,995	(158)
RL001.5Y3W001	1.5 YD 3X WK 1	-	-	-	-	-	-	-	-	-	-	1	1	0	276.69	2	447	(43)
FL001.5Y1W001	1.5 YD 1X WK 1	17	17	16	16	15	16	16	16	17	16	17	16	16	103.23	193	19,929	(637)
RL002.0Y1W001	2 YD 1X WK 1	23	23	23	24	25	24	22	20	21	21	20	23	22	134.52	269	36,171	(1,592)
RL002.0Y2W001	2 YD 2X WK 1	3	3	3	3	3	3	3	3	3	3	3	3	3	244.55	36	8,804	(743)
FL002.0Y1W001	2 YD 1X WK 1	24	25	26	26	32	26	26	25	24	25	24	24	26	134.52	307	41,271	(1,816)
RL002.0Y3W001	2 YD 3X WK 1	-	-	-	-	-	-	-	-	-	0	-	-	0	354.58	0	148	(15)
FL003.0Y1W001	3 YD 1X WK 1	12	12	12	12	15	11	11	12	11	10	10	9	11	179.66	136	24,506	(2,993)
FL004.0Y1W001	4 YD 1X WK 1	4	4	4	4	4	4	4	5	3	4	4	4	4	232.45	48	11,262	(1,288)
FL004.0Y3W001	4 YD 3X WK 1	1	1	1	1	1	1	1	1	1	1	1	1	1	618.85	12	7,426	(1,354)
FL006.0Y1W001	6 YD 1X WK 1	15	15	15	15	15	16	16	16	16	17	17	17	16	316.87	189	59,999	(11,033)
FL006.0Y3W001	6 YD 3X WK 1	1	1	1	1	1	1	1	1	1	1	1	1	1	851.79	12	10,221	(2,481)
RL001.0Y1W001	1 YD 1X WK 1	87	87	85	88	89	88	87	90	90	92	96	94	89	80.36	1,072	86,164	2,359
RL006.0Y1W001	6 YD 1X WK 1	-	-	-	-	1	-	-	-	-	-	-	-	0	316.87	1	158	(29)
CANCOUNTS+-COMM	CAN COUNT OVER 5 - COMM	87	79	105	142	108	140	176	105	175	102	106	103	119	2.27	1,428	3,242	(314)
CANCOUNTS5-COMM		-	-	-	-	-	-	-	-	-	32	60	-	8	2.47	92	227	(9)
RL032.0G1W001COMM	32 GL 1X WK COMM 1	1	1	1	-	-	-	-	-	-	-	-	-	0	13.48	3	40	4
RL032.0G1W002COMM	32 GL 1X WK COMM 2	1	1	1	1	1	1	1	1	1	1	1	1	1	21.39	12	257	(10)
RL032.0G1W003COMM	32 GL 1X WK COMM 3	1	1	1	1	1	1	1	1	1	1	1	1	1	32.09	12	385	(15)
RL032.0G1W004COMM	32 GL 1X WK COMM 4	2	2	2	2	2	2	2	2	2	2	2	2	2	42.78	24	1,027	(42)
SL035.0G1W001COMM	35 GL 1X WK COMM 1	58	60	60	60	60	60	60	59	59	59	59	59	59	13.89	713	9,906	150
SL065.0G1W001COMM	65 GL 1X WK COMM 1	24	24	24	26	26	21	15	15	15	13	13	13	19	20.52	229	4,698	69
SL095.0G1W001COMM	95 GL 1X WK COMM 1	12	12	12	13	14	15	15	16	17	17	17	13	14	27.45	174	4,767	82
FL001.0YXX001TEMPC	1 YD TEMP	-	-	1	-	-	-	-	-	-	-	-	-	0	16.67	1	17	(4)
FL002.0YXX001TEMPC		1	1	2	4	9	1	-	-	-	-	-	1	2	29.11	19	553	(129)
RL001.0YXX001TEMPC	1 YD TEMP	-	1	1	2	-	-	-	-	-	-	-	-	0	16.67	4	67	(18)
RL001.5YXX001TEMPC	1.5 YD TEMP	-	-	-	-	-	-	-	1	-	-	-	-	0	22.88	1	23	(11)
RL002.0YXX001TEMPC	2 YD TEMP	3	21	13	17	4	9	8	2	9	1	8	6	8	29.11	101	2,940	(688)
FL003.0YXX001TEMPC	3 YD TEMP	-	5	-	-	-	-	-	-	-	-	-	-	0	43.96	5	220	(41)
FL006.0YXX001TEMPC	6 YD TEMP 1	-	2	-	-	-	-	-	-	-	-	-	-	0	74.77	2	150	(32)
EP1.5-COMM	EXTRA PICK UP 1.5 YD - CO	-	-	-	-	1	-	-	-	-	-	-	-	0	25.58	1	26	(6)
EP1-COMM	EXTRA PICK UP 1 YD - COMM	2	4	3	6	2	1	-	1	1	1	2	-	2	19.72	23	454	(11)
EP2-COMM	EXTRA PICK UP 2 YD - COMM	1	2	-	-	-	-	-	-	1	-	-	-	0	31.7	4	127	(16)
EP3-COMM	EXTRA PICK UP 3 YD - COMM	-	-	-	-	-	-	-	-	-	-	-	1	0	46.41	1	46	(6)
EP4-COMM	EXTRA PICK UP 4 YD - COMM	-	-	-	-	-	1	2	-	-	-	-	0	0	56.92	3	171	(18)
EP6-COMM		-	-	-	-	1	-	-	-	-	-	-	0	0	76.88	1	77	(14)
EXTRA-COMM	EXTRA CAN, BAG, BOX - COM	54	57	81	119	57	51	17	57	40	26	52	33	54	3.83	644	2,467	811
EXTRAYDG-COM	EXTRA YARDAGE - COMM	13	5	7	15	7	8	2	7	8	(1)	3	4	6	17.82	76	1,359	(50)
ACCESS-COMM	ACCESS FEE - COMM	34	34	33	33	33	33	33	32	32	30	31	30	32	12	389	4,662	3,450
DELL1STEMP-COMM	DELIVERY FEE 1.5 YD TEMP	-	-	-	-	-	-	-	1	-</								

Thurston County
Rural Tariff Regulated Price Out
May 2018-April 2019

Note: Links to External Files have been broken to maintain data integrity. Source document is available upon request.

Service Code	Service Code Description	Tariff Rate 2018	Jul-18 Recy	May-18 Revenue	Jun-18 Revenue	Jul-18 Revenue	Aug-18 Revenue	Sep-18 Revenue	Oct-18 Revenue	Nov-18 Revenue	Dec-18 Revenue	Jan-19 Revenue	Feb-19 Revenue	Mar-19 Revenue	Apr-19 Revenue	Total Revenue
1 DEL2TEMP-COMM	DELIVERY FEE 2 YD TEMP -	24		368	120	48	48	144	96	48	48	-	24	72	48	1,064
1 DEL3TEMP-COMM	DELIVERY FEE 3 YD TEMP -	24		120	-	-	-	-	-	-	-	-	-	-	-	120
1 DEL6TEMP-COMM	DELIVERY FEE 6 YD TEMP -	39.6		40	-	40	-	-	-	-	-	-	-	-	-	79
1 DISP-COMM	DISPOSAL FEE - COMM	0		-	-	-	-	31	33	37	-	36	-	27	-	164
1 DRIVEIN-COMM	DRIVE IN SERVICE - COMM	6.5		20	20	20	20	20	20	20	20	20	20	20	20	234
1 REDEL-CART-COMM	REDELIVER FEE CART - COMM	16.8		17	17	-	17	-	-	-	-	-	-	-	-	50
1 REDEL-COMM	REDELIVER FEE LVL 1 - COM	0		-	-	17	-	-	-	-	-	-	-	-	-	17
1 RTRNCAN-COMM	RETURN TRIP FEE CAN - COM	5		-	-	-	-	5	-	-	-	-	-	-	5	10
1 REINSTATE-COMM	REINSTATE FEE - COMM	11		22	-	11	11	22	-	22	11	22	33	22	33	209
1 RENT1.5TEMP-COMM	RENT 1.5 YD TEMP - COMM	0.5		-	-	-	-	-	-	-	7	-	-	-	-	7
1 RENT1TEMP-COMM	RENT 1 YD TEMP - COMM	0.45		-	14	14	9	-	-	-	-	-	-	-	-	37
1 RENT2TEMP-COMM	RENT 2 YD TEMP - COMM	0.6		67	185	88	73	76	73	96	105	74	68	76	54	1,035
1 RENT3TEMP-COMM	RENT 3 YD TEMP - COMM	0.65		-	39	-	-	-	-	-	-	-	-	-	-	39
1 RENT6TEMP-COMM	RENT 6 YD TEMP - COMM	1.25		-	15	9	-	-	-	-	-	-	-	-	-	24
1 ROLL1W-COMM	ROLL OUT 1X WK - COMM	15.16		15	15	15	15	15	15	15	15	15	15	15	15	182
1 RTRNCART-COMM	RETURN TRIP FEE CART - COMM	5		10	5	-	(5)	-	-	5	20	-	-	-	-	35
1 RTRNTRIP1-COMM	RETURN TRIP 1 YD - COMM	15		-	-	-	-	-	-	15	-	15	-	-	-	30
1 RTRNTRIP-COMM	RETURN TRIP FEE - COMM	0		-	-	15	-	-	-	-	-	-	-	-	-	30
1 TIME-COMM	TIME FEE 1 - COMM	0		-	-	-	-	131	-	-	-	-	-	-	-	131
0	TOTAL COMMERCIAL GARBAGE	0		\$ 40,019.08	\$ 40,777.73	\$ 39,860.60	\$ 41,015.44	\$ 42,037.11	\$ 40,022.80	\$ 39,801.20	\$ 39,897.12	\$ 39,903.30	\$ 39,109.99	\$ 39,704.52	\$ 39,609.11	\$ 481,757.99
1	DROP BOX SERVICES	0														
1	DROP BOX HAULS/RENTAL	0														
1 HAUL15-CP	COMPACTOR HAUL 15 YD	130		-	130	260	390	-	130	130	130	130	-	260	-	1,560
1 HAUL20-RO	HAUL 20 YD - RO	119.75		599	838	838	599	838	958	599	958	838	479	359	479	8,383
1 FINAL20-RO	FINAL PULL 20 YD - RO	119.75		-	-	120	-	-	-	-	-	-	-	-	120	240
1 HAUL20-CP	COMPACTOR HAUL 20 YD - RO	161.8		324	324	324	485	324	162	-	-	-	-	-	-	1,942
1 HAUL25-CP	COMPACTOR HAUL 25 YD - RO	186.1		3,164	2,605	2,978	2,792	2,605	3,164	2,792	2,792	2,419	2,605	2,605	2,978	33,498
1 HAUL30-CP	COMPACTOR HAUL 30 YD	194.15		-	-	-	-	-	194	194	388	582	388	388	388	2,524
1 HAUL30-RO	HAUL 30 YD - RO	134.3		806	672	806	940	1,074	537	403	672	806	269	940	940	8,864
1 FINAL30-RO	FINAL PULL 30 YD - RO	134.3		-	-	-	-	-	-	269	-	-	-	-	-	269
1 FINAL40-RO	FINAL PULL 40 YD - RO	148.85		-	-	-	-	149	-	-	-	-	-	149	-	298
1 HAUL20TEMP-RO	HAUL 20 YD TEMP - RO	129.5		130	130	130	130	-	-	130	130	-	130	1,295	130	2,331
1 FINAL20TEMP-RO	FINAL PULL 20 YD TEMP - R	129.5		389	-	777	389	259	389	518	130	259	-	648	389	4,144
1 HAUL30TEMP-RO	HAUL 30 YD TEMP - RO	147.25		-	147	147	295	-	736	-	1,767	442	736	884	884	6,037
1 FINAL30TEMP-RO	FINAL PULL 30 YD TEMP - R	147.25		589	295	589	589	295	147	442	147	589	147	442	589	4,859
1 HAUL40TEMP-RO	HAUL 40 YD TEMP - RO	165		330	165	-	-	-	495	-	165	-	-	-	495	1,650
1 FINAL40TEMP-RO	FINAL PULL 40 YD TEMP - R	165		165	495	330	-	330	330	-	165	-	-	165	495	2,475
1 RENT20MO-RO	RENTAL FEE 20 YD MONTHLY	90.6		634	634	634	634	634	634	634	634	634	608	544	604	7,463
1 RENT30MO-RO	RENTAL FEE 30 YD MONTHLY	108.4		217	325	325	325	434	434	266	217	217	186	325	263	3,533
1 RENT20TEMP-RO	RENTAL FEE 20 YD TEMP - R	5.93		249	322	670	225	190	415	160	166	101	12	516	261	3,287
1 RENT30TEMP-RO	RENTAL FEE 30 YD TEMP - R	7.11		540	242	690	675	455	533	92	853	910	853	1,173	1,237	8,255
1 RENT40TEMP-RO	RENTAL FEE 40 YD TEMP - R	8.3		465	432	216	174	398	158	8	349	257	232	133	282	3,104
1 RENTDAY-RO	DAILY RENTAL	0		-	-	84	52	50	52	20	37	52	43	40	94	523
1 DEL20TEMP-RO	DELIVERY FEE 20 YD TEMP -	95.45		286	95	648	286	95	286	191	95	-	191	382	382	2,939
1 DEL30TEMP-RO	DELIVERY FEE 30 YD TEMP -	95.45		-	382	382	286	191	191	95	382	286	477	191	668	3,532
1 DEL40TEMP-RO	DELIVERY FEE 40 YD TEMP -	95.45		191	191	191	286	95	95	95	-	-	-	286	-	1,432
1 LIDRO	LID CHARGE - RO	17.8		18	18	18	36	18	18	18	18	18	-	-	-	178
1 MILE-RO	MILEAGE FEE - RO	3.2		893	989	1,466	1,171	925	1,274	867	1,539	1,046	854	1,722	1,533	14,278
1 RTRNTRIP-RO	RETURN TRIP FEE - RO	48.5		97	49	97	49	49	-	49	49	97	49	-	49	582
1 TARP-RO	TARPING FEE - RO	17.8		-	-	-	-	18	53	18	-	18	36	18	36	196
1 TIME-RO	TIME FEE - RO	0		-	-	51	-	-	-	-	103	-	-	-	51	205
1 DISCO-CP	COMPACTOR DISCONNECT FEE	0		-	24	12	-	-	-	-	-	-	-	-	-	36
1 EXWGHT-RO	EXTRA WEIGHT	0.14		-	-	-	-	-	-	308	-	-	-	-	-	308
0	TOTAL DROP BOX HAULS/RENTAL	0		\$ 10,083.92	\$ 9,501.88	\$ 12,780.36	\$ 10,807.86	\$ 9,425.80	\$ 11,384.97	\$ 8,248.59	\$ 11,780.88	\$ 9,804.56	\$ 8,295.97	\$ 13,463.84	\$ 13,344.13	\$ 128,922.76
1	PASSTHROUGH DISPOSAL	0														
1 DISP-RO	DISPOSAL CHARGE - RO	119		17,668	16,571	20,879	18,272	15,959	19,939	14,706	20,200	16,237	12,342	19,915	20,855	213,544
1 DISPCONSTN-RO	DISPOSAL FEE CONSTRUCTION	0		-	-	-	331	-	-	382	-	-	460	354	-	1,526
1 DISPGW-RO	DISPOSAL FEE GREENWASTE -	0		95	-	-	-	-	-	-	-	-	-	-	-	95
0	TOTAL PASSTHROUGH DISPOSAL	0		\$ 17,763.30	\$ 16,571.35	\$ 20,879.11	\$ 18,602.41	\$ 15,959.35	\$ 19,939.12	\$ 15,088.43	\$ 20,200.26	\$ 16,237.19	\$ 12,801.54	\$ 20,268.76	\$ 20,855.13	\$ 215,165.95
1	Service Charges	0														
1 FINCHG	FINANCE CHARGE	0		226	253	244	200	310	393	211	394	221	278	262	270	3,262
1 RETCKC	RETURN CHECK CHARGE	20		20	-	20	40	20	40	-	-	20	-	-	-	160
1 COLLFEE	COLLECTION AGENCY FEE	0		(100)	-	(33)	-	(108)	-	-	(58)	-	(36)	-	(52)	(388)
				\$ 146	\$ 253	\$ 231	\$ 240	\$ 222	\$ 433	\$ 211	\$ 336	\$ 241	\$ 241	\$ 262	\$ 218	\$ 3,034
	TOTAL REVENUE			\$ 192,131	\$ 192,084	\$ 196,584	\$ 190,138	\$ 187,580	\$ 193,573	\$ 185,573	\$ 194,201	\$ 188,615	\$ 182,600	\$ 196,384	\$ 194,537	\$ 2,293,999

Service Code	Service Code Description	May-18	Jun-18	Jul-18	Aug-18	Sep-18	Oct-18	Nov-18	Dec-18	Jan-19	Feb-19	Mar-19	Apr-19	Average
		Customers	Customers	Customers	Customers	Customers	Customers	Customers	Customers	Customers	Customers	Customers	Customers	Customers
DEL2TEMP-COMM	DELIVERY FEE 2 YD TEMP -	15	5	2	2	6	4	2	2	-	1	3	2	4
DEL3TEMP-COMM	DELIVERY FEE 3 YD TEMP -	5	-	-	-	-	-	-	-	-	-	-	-	0
DEL6TEMP-COMM	DELIVERY FEE 6 YD TEMP -	1	-	1	-	-	-	-	-	-	-	-	-	0
DISP-COMM	DISPOSAL FEE - COMM	-	-	-	-	-	-	-	-	-	-	-	-	-
DRIVEIN-COMM	DRIVE IN SERVICE - COMM	3	3	3	3	3	3	3	3	3	3	3	3	3
REDEL-CART-COMM	REDELIVER FEE CART - COMM	1	1	-	1	-	-	-	-	-	-	-	-	0
REDEL-COMM	REDELIVER FEE LVL 1 - COM	-	-	-	-	-	-	-	-	-	-	-	-	-
RTRNCAN-COMM	RETURN TRIP FEE CAN - COM	-	-	-	-	1	-	-	-	-	-	-	1	0
REINSTATE-COMM	REINSTATE FEE - COMM	2	-	1	1	2	-	2	1	2	3	2	3	2
RENT1.5TEMP-COMM	RENT 1.5 YD TEMP - COMM	-	-	-	-	-	-	-	13	-	-	-	-	1
RENT1TEMP-COMM	RENT 1 YD TEMP - COMM	-	30	31	21	-	-	-	-	-	-	-	-	7
RENT2TEMP-COMM	RENT 2 YD TEMP - COMM	111	308	146	121	127	122	160	175	124	114	127	90	144
RENT3TEMP-COMM	RENT 3 YD TEMP - COMM	-	60	-	-	-	-	-	-	-	-	-	-	5
RENT6TEMP-COMM	RENT 6 YD TEMP - COMM	-	12	7	-	-	-	-	-	-	-	-	-	2
ROLL1W-COMM	ROLL OUT 1X WK - COMM	1	1	1	1	1	1	1	1	1	1	1	1	1
RTRNCART-COMM	RETURN TRIP FEE CART - COMM	2	1	-	(1)	-	-	1	4	-	-	-	-	1
RTRNTRIP1-COMM	RETURN TRIP 1 YD - COMM	-	-	-	-	-	-	1	-	-	1	-	-	0
RTRNTRIP-COMM	RETURN TRIP FEE - COMM	-	-	-	-	-	-	-	-	-	-	-	-	-
TIME-COMM	TIME FEE 1 - COMM	-	-	-	-	-	-	-	-	-	-	-	-	-
TOTAL COMMERCIAL GARBAGE		493.40	511.75	522.94	573.95	538.28	554.07	580.45	506.13	582.32	529.94	570.92	503.62	538.98

Adjust Rural Rates to Pacific			
Pacific's Tariff Rates	Annual Customers	Annual Revenue	Difference
31.7	44	1,405	341
31.7	5	159	39
31.7	2	63	(16)
6.28	36	226	(8)
16.8	3	50	-
0	-	-	(17)
5.75	2	12	2
11	19	209	-
1	13	13	7
0.75	82	62	25
1.25	1,725	2,156	1,121
1.65	60	99	60
2.25	19	43	19
2.5	12	30	(152)
5.75	7	40	5
15	2	30	-
15	-	-	(30)
0	-	-	(131)
9,642.85		465,877.99	(15,716.00)

DROP BOX SERVICES

Service Code	Service Code Description	May-18	Jun-18	Jul-18	Aug-18	Sep-18	Oct-18	Nov-18	Dec-18	Jan-19	Feb-19	Mar-19	Apr-19	Average
HAUL15-CP	COMPACTOR HAUL 15 YD	-	1	2	3	-	1	1	1	1	-	2	-	1
HAUL20-RO	HAUL 20 YD - RO	5	7	7	5	7	8	5	8	7	4	3	4	6
FINAL20-RO	FINAL PULL 20 YD - RO	-	-	1	-	-	-	-	-	-	-	-	1	0
HAUL20-CP	COMPACTOR HAUL 20 YD - RO	2	2	2	3	2	1	-	-	-	-	-	-	1
HAUL25-CP	COMPACTOR HAUL 25 YD - RO	17	14	16	15	14	17	15	15	13	14	14	16	15
HAUL30-CP	COMPACTOR HAUL 30 YD	-	-	-	-	-	1	1	2	3	2	2	2	1
HAUL30-RO	HAUL 30 YD - RO	6	5	6	7	8	4	3	5	6	2	7	7	6
FINAL30-RO	FINAL PULL 30 YD - RO	-	-	-	-	-	2	-	-	-	-	-	-	0
FINAL40-RO	FINAL PULL 40 YD - RO	-	-	-	-	1	-	-	-	-	-	1	-	0
HAUL20TEMP-RO	HAUL 20 YD TEMP - RO	1	1	1	1	-	-	1	1	-	1	10	1	2
FINAL20TEMP-RO	FINAL PULL 20 YD TEMP - R	3	-	6	3	2	3	4	1	2	-	5	3	3
HAUL30TEMP-RO	HAUL 30 YD TEMP - RO	-	1	1	2	-	5	-	12	3	5	6	6	3
FINAL30TEMP-RO	FINAL PULL 30 YD TEMP - R	4	2	4	4	2	1	3	1	4	1	3	4	3
HAUL40TEMP-RO	HAUL 40 YD TEMP - RO	2	1	-	-	-	3	-	1	-	-	-	3	1
FINAL40TEMP-RO	FINAL PULL 40 YD TEMP - R	1	3	2	-	2	2	-	1	-	-	1	3	1
RENT20MO-RO	RENTAL FEE 20 YD MONTHLY	7	7	7	7	7	7	7	7	7	7	6	7	7
RENT30MO-RO	RENTAL FEE 30 YD MONTHLY	2	3	3	3	4	4	2	2	2	2	3	2	3
RENT20TEMP-RO	RENTAL FEE 20 YD TEMP - R	1	2	4	1	1	2	1	1	1	0	3	1	2
RENT30TEMP-RO	RENTAL FEE 30 YD TEMP - R	3	1	3	3	2	3	0	4	4	4	6	6	3
RENT40TEMP-RO	RENTAL FEE 40 YD TEMP - R	2	2	1	1	2	1	0	1	1	1	1	1	1
RENTDAY-RO	DAILY RENTAL	-	-	-	-	-	-	-	-	-	-	-	-	-
DEL20TEMP-RO	DELIVERY FEE 20 YD TEMP -	3	1	7	3	1	3	2	1	-	2	4	4	3
DEL30TEMP-RO	DELIVERY FEE 30 YD TEMP -	-	4	4	3	2	2	1	4	3	5	2	7	3
DEL40TEMP-RO	DELIVERY FEE 40 YD TEMP -	2	2	2	3	1	1	1	-	-	3	-	-	1
LIDRO	LID CHARGE - RO	1	1	1	2	1	1	1	1	1	-	-	-	1
MILE-RO	MILEAGE FEE - RO	279	309	458	366	289	398	271	481	327	267	538	479	372
RTRNTRIP-RO	RETURN TRIP FEE - RO	2	1	2	1	1	-	-	1	2	1	-	1	1
TARP-RO	TARPING FEE - RO	-	-	-	-	1	3	1	-	1	2	1	2	1
TIME-RO	TIME FEE - RO	-	-	-	-	-	-	-	-	-	-	-	-	-
DISCO-CP	COMPACTOR DISCONNECT FEE	-	-	-	-	-	-	-	-	-	-	-	-	-
EXWGHT-RO	EXTRA WEIGHT	-	-	-	-	-	-	2,200	-	-	-	-	-	183
TOTAL DROP BOX HAULS/RENTAL		14.80	14.68	17.87	15.13	15.80	16.47	10.82	15.33	14.87	13.43	17.93	17.49	15.38

126	12	1,512	(48)
109	70	7,630	(753)
109	2	218	(22)
145	12	1,740	(202)
165	180	29,700	(3,798)
180	13	2,340	(184)
117	66	7,722	(1,142)
117	2	234	(35)
128	2	256	(42)
109	18	1,962	(369)
109	32	3,488	(656)
117	41	4,797	(1,240)
117	33	3,861	(998)
128	10	1,280	(370)
128	15	1,920	(555)
75	82	6,178	(1,285)
85	33	2,770	(763)
3.8	18	70	(3,217)
4.1	39	159	(8,096)
4.5	12	56	(3,048)
0	-	-	(523)
75	31	2,309	(630)
75	37	2,775	(757)
75	15	1,125	(307)
12	10	120	(58)
3.3	4,462	14,725	446
30	12	360	(222)
22.6	11	249	53
0	-	-	(205)
12	-	-	(36)
0.14	2,200	308	-
7,470.40		99,863.92	(29,058.84)

PASSTHROUGH DISPOSAL

Service Code	Service Code Description	May-18	Jun-18	Jul-18	Aug-18	Sep-18	Oct-18	Nov-18	Dec-18	Jan-19	Feb-19	Mar-19	Apr-19	Average
DISP-RO	DISPOSAL CHARGE - RO	148	139	175	154	134	168	124	170	136	104	167	175	150
DISPCONSTN-RO	DISPOSAL FEE CONSTRUCTION	-	-	-	-	-	-	-	-	-	-	-	-	-
DISPGW-RO	DISPOSAL FEE GREENWASTE -	-	-	-	-	-	-	-	-	-	-	-	-	-
TOTAL PASSTHROUGH DISPOSAL		148.47	139.26	175.45	153.54	134.11	167.56	123.58	169.75	136.45	103.71	167.35	175.25	149.54

215,165.95		-
-------------------	--	----------

Service Charges

Service Code	Service Code Description	May-18	Jun-18	Jul-18	Aug-18	Sep-18	Oct-18	Nov-18	Dec-18	Jan-19	Feb-19	Mar-19	Apr-19	Average
FINCHG	FINANCE CHARGE	-	-	-	-	-	-	-	-	-	-	-	-	-
RETCKC	RETURN CHECK CHARGE	1	-	1	2	1	2	-	-	1	-	-	-	1
COLLFEE	COLLECTION AGENCY FEE	-	-	-	-	-	-	-	-	-	-	-	-	-
TOTAL SERVICE CHARGES		1.00	-	1.00	2.00	1.00	2.00	-	-	1.00	-	-	-	0.67
TOTAL REVENUE		10,757.11	10,798.05	11,203.72	10,755.19	10,750.64	11,033.20	10,983.49	10,933.82	11,019.86	10,928.00	11,065.07	10,842.95	10,922.59

20	8	160	-
8.00		160.00	-
144,134.25		2,196,543.88	(94,417.77)

Lemay Enterprises
Test Period Ending 4-30-19

Increases %'s	
Garbage	2.76%
Recycling	6.89%
Yard Waste	1.33%

	Current Tariff Rates	Rate Increase	Proposed 7/1/2019 Rates	
Item 50, pg 14				
Returned check charge:	20.00	0.55	20.55	
Item 51, pg 15				
Restart fees	11.00	0.30	11.30	
Item 52, pg 15				
Yard Waste Redelivery Fee	16.80	0.22	17.02	
Container Redelivery Fee	18.50	0.51	19.01	
Drop Box Redelivery Fee	37.00	1.02	38.02	
Garbage Cart Redelivery Fee	16.80	0.46	17.26	
Residential Recycling Delivery Fee	16.80	1.16	17.96	
Item 55, pg 16				
				Removed
Item 60, pg 16				
Overtime charge per hr:	90.70	2.51	93.21	
Minimum	362.80	10.03	372.83	
Item 70, pg 17				
Return Trip:				
Cans	5.75	0.16	5.91	
Drop Box	30.00	0.83	30.83	
Container	15.00	0.41	15.41	
Toter	5.75	0.16	5.91	
Recycling Container	5.75	0.40	6.15	
Yard Waste Container	5.75	0.08	5.83	
Item 80, pg 19				
Carry-Out:				
Residential:				
5-25 feet	1.90	0.05	1.95	
25- plus add	1.60	0.04	1.64	
Commercial:				
5-25 feet	0.44	0.01	0.45	
25- plus add	0.37	0.01	0.38	
Drive-in:				
Over 125 feet	6.30	0.17	6.47	
Each additional 1/10	3.20	0.09	3.29	
Commercial:				
Over 125 feet	1.86	0.05	1.91	
Each additional 1/10	0.74	0.02	0.76	
Item 90, pg 20				
Residential				
Stairs - each step	0.25	0.01	0.26	
Overhead Obstruction	0.70	0.02	0.72	
Sunken	0.50	0.01	0.51	
Open Close gate	3.10	0.09	3.19	Existed at Rural
Commercial				
Stairs - each step	0.07	0.00	0.07	
Overhead Obstruction	0.17	0.00	0.17	
Sunken	0.12	0.00	0.12	
Open Close gate	0.72	0.02	0.74	Existed at Rural
Item 100, pg 21				
Residential Garbage (customer cans)				
Mini	9.32	0.26	9.58	
1 can	13.22	0.37	13.59	
2 can	20.21	0.56	20.77	
3 can	28.47	0.79	29.26	
4 can	36.16	1.00	37.16	
5 can	43.78	1.21	44.99	
1 can per month	6.45	0.18	6.63	
Residential Garbage (carts)				
Mini	9.32	0.26	9.58	

Lemay Enterprises
Test Period Ending 4-30-19

Increases %'s	
Garbage	2.76%
Recycling	6.89%
Yard Waste	1.33%

	Current Tariff Rates	Rate Increase	Proposed 7/1/2019 Rates	
35 gal cart monthly	6.45	0.18	6.63	
35 gal cart weekly	13.25	0.37	13.62	
65 gal cart monthly	7.75	0.21	7.96 (N)	
65 gal weekly	19.94	0.55	20.49	
95 gal per month	9.79	0.27	10.06	
95 gal weekly	27.89	0.77	28.66	
Recycle Program				
With garbage	6.25	0.43	6.68	
Recycle only	7.25	0.43	7.68	
Item 100, pg 22				
Roll Out	2.50	0.07	2.57	
Occasional Extra	3.83	0.11	3.94	
Mini Can	3.79	0.10	3.89	Existed at Rural
65-gal toter	7.31	0.20	7.51	
95-gal toter	10.92	0.30	11.22	
Prepaid Bag	4.98	0.14	5.12	
On Call	7.60	0.21	7.81	Existed at Rural
Item 100, pg 23				
Yardwaste Service				
90 gal EOW	7.60	0.10	7.70	
Extra Unit	2.25	0.03	2.28	
Special Pick-Up			10.70 (N)	
1 yard EOW	23.75	0.31	24.06	Removed
1.5 yard EOW	32.50	0.43	32.93	Removed
Redelivery	16.80	0.22	17.02	
Item 105, pg 24				
Multi-Family Recycle	3.86	0.27	4.13	
Item 150, pg 25				
Bulky Materials	11.84	0.33	12.17	
Bulky additional	10.34	0.29	10.63	
Bulky Minimum	19.19	0.53	19.72	
Carry Chrg	4.55	0.13	4.68	
Loose Materials	15.64	0.43	16.07	
Loose additional	13.64	0.38	14.02	
Loose Minimum	19.19	0.53	19.72	
Carry Charge	4.95	0.14	5.09	
Item 160, pg 26				
Single Rear Drive Axle:				
Non-packer	72.00	1.99	73.99	
Packer	72.00	1.99	73.99	
Drop-box Truck				
Each Extra Person:				
Non-packer	38.00	1.05	39.05	
Packer	38.00	1.05	39.05	
Drop-box Truck				
Minimum Charge:				
Non-packer	72.00	1.99	73.99	
Packer	72.00	1.99	73.99	
Drop-box Truck				
Tandem Rear Drive Axle:				
Truck and Driver:				
Non-packer				
Packer	82.00	2.27	84.27	
RO	82.00	2.27	84.27	

Lemay Enterprises
 Test Period Ending 4-30-19

Increases %'s	
Garbage	2.76%
Recycling	6.89%
Yard Waste	1.33%

	Current Tariff Rates	Rate Increase	Proposed 7/1/2019 Rates
--	----------------------------	------------------	-------------------------------

Each Extra Person:

Non-packer			
Packer	38.00	1.05	39.05
RO	38.00	1.05	39.05

Minimum Charge:

Non-packer			
Packer	82.00	2.27	84.27
RO	82.00	2.27	84.27

Item 205, pg 28

Roll-Out:

Container	2.50	0.07	2.57
Automated Carts or Toter	2.50	0.07	2.57

Item 207, pg 29

Excess Weight:

Drop Box	0.14	0.00	0.14
----------	------	------	------

Item 210, pg 30

Washing:

Per Yard	7.50	0.21	7.71
Minimum	30.00	0.83	30.83

Item 230, pg 31

Disposal Fees:

Refuse (per ton)	119.00		119.00
Construction Debris, Sheetrock & Roofing	119.00		119.00
Asbestos	117.00		117.00
Tires	10.23		10.23
Refrigerated Appliances	10.23		10.23
Yard & Garden	37.00		37.00

Item 240, pg 32

Permanent Container Rent:

First Pickup

1 yard	29.01	0.80	29.81
1.5 yard	36.53	1.01	37.54
2 yard	49.90	1.38	51.28
3 yard	62.41	1.72	64.13
4 yard	83.87	2.32	86.19
6 yard	101.65	2.81	104.46
8 yard	111.18	3.07	114.25

Additional Pickups:

1 yard	15.42	0.43	15.85
1.5 yard	20.03	0.55	20.58
2 yard	25.41	0.70	26.11
3 yard	35.21	0.97	36.18
4 yard	44.62	1.23	45.85
6 yard	53.75	1.49	55.24
8 yard	61.77	1.71	63.48

Special Pickups:

1 yard	19.72	0.55	20.27
1.5 yard	25.58	0.71	26.29
2 yard	31.70	0.88	32.58
3 yard	46.41	1.28	47.69
4 yard	56.92	1.57	58.49
6 yard	66.94	1.85	68.79
8 yard	76.88	2.12	79.00

Temporary:

Initial Delivery:

1 yard	31.70	0.88	32.58
1.5 yard	31.70	0.88	32.58
2 yard	31.70	0.88	32.58
3 yard	31.70	0.88	32.58
4 yard	31.70	0.88	32.58
6 yard	31.70	0.88	32.58
8 yard	31.70	0.88	32.58

Lemay Enterprises
Test Period Ending 4-30-19

Increases %'s	
Garbage	2.76%
Recycling	6.89%
Yard Waste	1.33%

	Current Tariff Rates	Rate Increase	Proposed 7/1/2019 Rates
--	----------------------------	------------------	-------------------------------

Pickups:

1 yard	16.67	0.46	17.13
1.5 yard	22.88	0.63	23.51
2 yard	29.11	0.80	29.91
3 yard	43.96	1.21	45.17
4 yard	54.62	1.51	56.13
6 yard	64.75	1.79	66.54
8 yard	74.77	2.07	76.84

Rent per Day:

1 yard	0.75	0.02	0.77
1.5 yard	1.00	0.03	1.03
2 yard	1.25	0.03	1.28
3 yard	1.65	0.05	1.70
4 yard	2.00	0.06	2.06
6 yard	2.25	0.06	2.31
8 yard	2.25	0.06	2.31

Overfilled 17.82 0.49 18.31

Unlocking/Unlatching 2.77 0.08 2.85

Item 245, pg 33

Permanent Service

32 Gallon

First 5 grouped together	2.47	0.07	2.54
Over 5 units grouped together	2.27	0.06	2.33
Single cans not grouped	2.47	0.07	2.54
Minimum monthly charge	13.48	0.37	13.85

Special Pickups

32-gal	11.47	0.32	11.79
Each additional unit	3.57	0.10	3.67

35 Gallon

First 5 grouped together	2.92	0.08	3.00
Over 5 units grouped together	2.92	0.08	3.00
Single cans not grouped	2.92	0.08	3.00
Minimum monthly charge	13.89	0.38	14.27

65 gal

First 5 grouped together	4.74	0.13	4.87
Over 5 units grouped together	4.74	0.13	4.87
Single cans not grouped	4.74	0.13	4.87

95 Gal

First 5 grouped together	6.34	0.18	6.52
Over 5 units grouped together	6.34	0.18	6.52
Single cans not grouped	6.34	0.18	6.52

Item 255, pg 34

Permanent Service

Scheduled Pickups

2 yd	83.19	2.30	85.49
3 yd	111.53	3.08	114.61
4 yd	138.39	3.82	142.21

Special Pickups

2 yd	83.19	2.30	85.49
3 yd	111.53	3.08	114.61
4 yd	138.39	3.82	142.21

Unlocking/Unlatching 2.77 0.08 2.85

Compactor Disconnect/Reconnect 2.77 0.08 2.85

Item 260, pg 35

Permanent Rent:

10 yard	65.00	1.80	66.80
19.5 yard			77.07 (N)
20 yard	75.00	2.07	77.07
30 yard	85.00	2.35	87.35
40 yard	95.00	2.63	97.63

Lemay Enterprises
 Test Period Ending 4-30-19

Increases %'s	
Garbage	2.76%
Recycling	6.89%
Yard Waste	1.33%

	Current Tariff Rates	Rate Increase	Proposed 7/1/2019 Rates	
50 yard	169.00	4.67	173.67	Existed at Rural
Hauls:				
First/Additional Pickup:				
10 yard	104.00	2.87	106.87	
19.5 yard			112.01 (N)	
20 yard	109.00	3.01	112.01	
30 yard	117.00	3.23	120.23	
40 yard	128.00	3.54	131.54	
50 yard	147.00	4.06	151.06	Existed at Rural
Temporary Delivery Fee:				
All Sizes	75.00	2.07	77.07	
Temp Pickup Rate				
10 yard	104.00	2.87	106.87	
19.5 yard			112.01	
20 yard	109.00	3.01	112.01	
30 yard	117.00	3.23	120.23	
40 yard	128.00	3.54	131.54	
50 yard	147.00	4.06	151.06	Existed at Rural
Temporary DB (rent per day)				
10 yard	3.70	0.10	3.80	
19.5 yard			3.91 (N)	
20 yard	3.80	0.11	3.91	
30 yard	4.10	0.11	4.21	
40 yard	4.50	0.12	4.62	
50 yard	10.27	0.28	10.55	Existed at Rural
Mileage	3.30	0.09	3.39	
Tarps	2.77	0.08	2.85	
Unlatch, Unlock	2.00	0.06	2.06	
Lids	4.11	0.11	4.22	Existed at Rural

Item 275, pg 36

Customer owned (Compacted)

First/Additional Pickup:				
10 yard	115.00	3.18	118.18	
15 yard	126.00	3.48	129.48	
16 yard	126.00	3.48	129.48	
20 yard	145.00	4.01	149.01	
25 yard	165.00	4.56	169.56	
30 yard	180.00	4.97	184.97	
Mileage	3.30	0.09	3.39	
Unlatch, Unlock	2.77	0.08	2.85	
Tarps	2.77	0.08	2.85	
Disconnect/ Reconnect	2.77	0.08	2.85	

Item 275, 37

Customer owned (Compacted)

First/Additional Pickup:				
35 yard	190.00	5.25	195.25	
40 yard	200.00	5.53	205.53	
Mileage	3.30	0.09	3.39	
Unlatch, Unlock	2.77	0.08	2.85	
Tarps	2.77	0.08	2.85	
Disconnect/ Reconnect	2.77	0.08	2.85	

Note: We adjusted our payroll schedule approach to align with Staff's approach on previous filings. We ran the most recent payroll report to obtain employees current wage per hour. We then obtained a payroll report for the test period and determined the number of regular hours (including vacation, PTO & holiday) and the number of overtime hours. This information was used to determine the current total pay (test period hours times current hourly rate). Next we multiplied the pay by the wage increase that the employee will receive in the rate year to determine forward

Note: Data below is from payroll registers. Links have been broken to the source file to maintain data integrity. Source documents are available upon request.

District #	EE #	Name	Job	Test Period Hours (includes Vacation, PTO & Holiday)				Total Hourly/Salary Pay	Safety and Customer Service Bonus, Commissions	Personal Time & Payouts	Total Test Period Pay	2020 Pay Raises	Total Rate Period Pay	Signing Bonus	Total Proforma Pay	
				Current Hourly Rate	Regular Pay	Overtime Hours	Overtime Pay									
Drivers (50020)																
Residential Garbage Drivers																
2183	113926	Michael Mcnamara	Resi MSW Driver	26.16	2,096	54,831.36	536	21,016.94	75,848.30	625	833	77,306	3.8%	80,262	250	80,512
2183	113938	Steve Strand	Resi MSW Driver	26.16	2,055	53,784.90	576	22,617.28	78,382.19	625	821	77,828	3.8%	80,803	250	81,053
2183	113989	Vernon Goldsby	Resi MSW Driver	26.16	2,166	56,667.79	704	27,638.04	84,305.83	-	1,465	85,771	3.8%	89,049	250	89,299
2183	114027	Douglas Tucker	Resi MSW Driver	26.16	2,042	53,411.74	497	19,516.67	72,928.41	625	2,089	75,642	3.8%	78,534	250	78,784
2183	114037	David Robins	Resi MSW Driver	27.16	2,060	55,943.72	597	24,338.08	80,281.79	625	1,738	82,645	3.7%	85,688	250	85,938
2183	114038	Casey Jones	Resi MSW Driver	26.16	2,107	55,115.20	628	24,659.72	79,774.92	625	837	81,237	3.8%	84,342	250	84,592
2183	114070	Jason Riesto	Resi MSW Driver	26.16	2,193	57,381.09	406	15,926.86	73,307.95	-	415	73,723	3.8%	76,541	250	76,791
2183	114202	Clayton Rayment	Resi MSW Driver	26.16	2,153	56,310.71	408	16,013.19	72,323.90	625	1,042	73,991	3.8%	76,820	250	77,070
2183	114293	Christopher Cunningham	Resi MSW Driver	26.16	2,082	54,455.96	480	18,854.82	73,310.78	-	837	74,148	3.8%	76,982	250	77,232
2183	114316	Alvin Robinson	Resi MSW Driver	26.16	654	17,116.05	124	4,877.53	21,993.58	-	1,284	23,278	0.0%	23,278	250	23,528
2183	150012	Jackson Bonsall	Resi MSW Driver	27.16	2,091	56,784.32	520	21,193.63	77,977.94	625	1,521	80,124	3.7%	83,074	250	83,324
2183	153719	Robert Metzger	Resi MSW Driver	27.16	2,052	55,740.02	612	24,947.82	80,687.83	-	869	81,557	3.7%	84,560	250	84,810
2183	154704	Austin Grant	Resi MSW Driver	26.16	2,073	54,227.06	369	14,484.79	68,711.86	625	1,256	70,593	3.8%	73,291	250	73,541
2183	156838	Larry Doyle	Resi MSW Driver	27.16	2,060	55,948.69	648	26,399.52	82,348.21	625	869	83,842	3.7%	86,929	250	87,179
2183	157575	Clarence May	Resi MSW Driver	27.16	2,031	55,150.64	437	17,793.20	72,943.84	1,125	1,473	75,542	3.7%	78,323	250	78,573
2183	300723	Robert Martz	Resi MSW Driver	26.00	2,094	54,456.13	515	20,093.45	74,549.58	625	369	75,544	2.5%	77,432	-	77,432
2183	311456	Mark Naputi	Resi MSW Driver	20.00	80	1,600.00	10	290.00	1,890.00	-	1,890	1,890	2.5%	1,937	-	1,937
2183	311513	Michael Liningar	Resi MSW Driver	20.00	80	1,600.00	15	443.50	2,043.50	-	-	2,043	2.5%	2,095	-	2,095
2183	117549	George Aleftras	Resi MSW Driver	26.66	625	16,655.84	108	4,324.25	20,980.09	-	-	20,980	0.0%	20,980	-	20,980
2185	301225	Ray James	Resi MSW Driver	24.00	1,115	26,752.80	116	4,179.00	30,931.80	-	-	30,932	2.5%	31,705	-	31,705
TOTAL RESIDENTIAL GARBAGE				514	33,908	893,914	8,309	329,608	1,223,522	7,375	17,719	1,248,616		1,292,625	3,750	1,296,375
Roll Off Driver																
2183	113946	Aaron Johnston	Roll Off Driver	27.16	2,076	56,371.49	514	20,930.85	77,302.34	-	1,521	78,823	3.7%	81,725	250	81,975
2183	114132	Frank Beedle	Roll Off Driver	27.16	2,036	55,286.44	623	25,376.27	80,662.71	-	1,304	81,966	3.7%	84,964	250	85,214
2183	114171	Curtis Potts	Roll Off Driver	26.16	2,163	57,103.79	590	23,155.45	80,259.24	625	1,465	81,724	3.8%	85,501	250	85,751
2183	114192	Todd Richards	Roll Off Driver	26.16	2,047	53,562.16	595	23,357.61	76,919.77	-	1,465	78,385	3.8%	81,381	250	81,631
2183	114360	Joseph Nuttall	Roll Off Driver	26.16	2,084	54,522.67	532	20,863.91	75,386.58	625	-	76,012	3.8%	78,917	250	79,167
2185	157999	Shane Frost	Roll Off Driver	20.00	80	1,590.67	14	430.00	2,020.67	-	-	2,021	2.5%	2,071	-	2,071
2183	115872	Mikell Reynolds	Roll Off Driver	28.00	644	16,018.93	193	8,092.00	26,110.93	-	-	26,111	0.0%	26,111	-	26,111
TOTAL ROLLOFF				181	11,149	296,456	3,061	122,210	418,666	1,250	5,755	425,671		440,691	1,250	441,941
Residential Recycling Driver																
2183	114282	Tony King	Resi Recycle Driver	27.60	2,087	57,607.18	496	20,533.71	78,140.89	625	1,293	80,059	2.5%	82,060	-	82,060
2183	114361	Brian Underwood	Resi Recycle Driver	26.16	2,200	57,561.16	498	19,549.37	77,110.52	-	1,040	78,150	3.8%	81,138	250	81,388
2183	117970	Bob Brown	Resi Recycle Driver	21.66	196	4,245.36	46	1,497.25	5,742.61	-	805	6,547	0.0%	6,547	250	6,797
2183	152243	Walter Gehrig	Resi Recycle Driver	21.66	2,055	44,500.47	381	12,380.31	56,880.78	625	1,040	58,545	4.6%	61,248	250	61,498
2183	156106	Onar Perez	Resi Recycle Driver	27.16	2,043	55,482.45	523	21,302.95	76,785.39	-	1,738	78,524	3.7%	81,415	250	81,665
2183	194114	Andrew Bellamy	Resi Recycle Driver	21.66	2,046	44,321.41	374	12,140.97	56,462.39	625	866	57,954	4.6%	60,629	250	60,879
2183	300751	Justin Merrick	Resi Recycle Driver	22.66	2,055	46,676.12	361	12,256.23	58,932.35	-	638	59,470	4.4%	62,094	250	62,344
2183	303947	James Spengler	Resi Recycle Driver	21.66	2,043	44,249.58	388	12,609.37	56,858.94	-	-	56,859	4.6%	59,484	250	59,734
2183	303978	Tim Sandberg	Resi Recycle Driver	21.66	2,021	43,784.25	472	15,334.20	59,118.44	-	2,079	61,198	4.6%	64,023	250	64,273
2183	304734	Sean WALSH	Resi Recycle Driver	21.66	1,311	28,403.99	362	11,751.09	40,155.08	979	693	41,828	0.0%	41,828	-	41,828
2183	307657	J.R. Stoner	Resi Recycle Driver	21.66	1,235	26,749.74	379	12,296.09	39,045.83	192	38,241	41,052	4.6%	41,052	250	41,302
2183	307945	Celso Ramirez	Resi Recycle Driver	22.66	1,083	24,532.09	221	7,525.39	32,057.48	142	160	32,369	4.4%	33,788	250	34,038
2183	308531	WILLIAM BECK	Resi Recycle Driver	21.66	787	17,036.67	218	7,092.57	24,129.24	55	173	24,357	4.6%	25,482	250	25,732
2183	309620	Donald Seward	Resi Recycle Driver	21.66	580	12,565.69	141	4,569.18	17,134.87	-	-	17,135	4.6%	17,926	250	18,176
2183	304950	Haley Cox	Resi Recycle Driver	17.50	211	3,690.46	25	658.88	4,349.33	-	-	4,349	0.0%	4,349	-	4,349
2183	306378	Jacob HASTINGS	Resi Recycle Driver	16.50	236	4,369.08	47	1,293.61	5,662.70	-	-	5,663	0.0%	5,663	-	5,663
2184	114354	Stacy Gossney	Resi Recycle Driver	16.00	1,606	36,944.21	184	6,345.12	43,289.33	-	424	43,713	2.5%	44,906	-	44,906
2183	157480	Steven Halterman	Resi Glass Recycle Driver	21.66	2,114	45,784.55	339	11,012.49	56,797.03	625	693	58,115	4.6%	60,798	250	61,048
2183	305762	Tyler Hunstock	Resi Glass Recycle Driver	21.66	1,917	41,523.66	264	8,570.32	50,093.98	-	693	50,787	4.6%	53,132	250	53,382
2183	307773	Jesse Curtiss	Resi Glass Recycle Driver	21.66	1,109	24,019.50	326	10,597.16	34,616.65	154	347	35,117	4.6%	36,739	250	36,989
TOTAL RESIDENTIAL RECYCLING				445	28,936	663,948	6,044	209,319	873,267	4,022	12,681	889,971		924,201	3,750	927,951
Commercial Recycling																
2183	114028	Jesse Stalaker	Comm Recycle Driver	25.13	2,102	52,826.61	519	19,565.59	72,392.20	625	1,415	74,432	2.5%	76,293	-	76,293
2183	114278	Eric Feli	Comm Recycle Driver	25.01	2,115	52,897.40	479	17,875.94	70,773.34	625	1,464	72,963	2.5%	74,787	-	74,787
2183	114381	Patrick Kingsolver	Comm Recycle Driver	27.42	2,026	55,557.95	490	20,171.52	75,729.47	-	926	76,655	2.5%	78,571	-	78,571
2183	114292	Stephen Deuel	Comm Recycle Driver	29.00	2,112	61,248.00	465	20,214.45	81,462.45	-	232	81,694	2.5%	83,737	-	83,737
2183	114323	Bryan Tennant	Comm Recycle Driver	26.49	2,079	55,074.92	414	16,433.07	71,507.99	625	1,053	73,186	2.5%	75,016	-	75,016
2183	157775	Richard Thompson	Comm Recycle Driver	25.00	2,085	52,119.17	615	23,069.38	75,188.54	625	1,777	77,590	2.5%	79,530	-	79,530
2183	158110	David Wiseman	Comm Recycle Driver	23.00	2,137	49,148.32	379	13,079.52	62,227.84	625	516	63,369	2.5%	64,953	-	64,953
2183	159091	Jonathan Carpenter	Comm Recycle Driver	16.50	1,607	36,944.21	184	6,345.12	43,289.33	-	312	43,713	0.0%	44,276	-	44,276
2183	300251	Jacob Hollingsworth	Comm Recycle Driver	27.00	2,068	55,839.15	459	18,594.22	74,433.37	625	1,080	76,138	2.5%	78,042	-	78,042
2183	306591	Jason McDowell	Comm Recycle Driver	22.00	1,641	36,099.80	366	12,093.95	48,193.75	312	528	49,033	2.5%	50,259	-	50,259
2183	308052	Michael Bates	Comm Recycle Driver	21.00	973	20,422.85	224	7,057.05	27,479.90	108	-	27,588	2.5%	28,277		

LeMay Enterprises - Pacific/Rural Disposal
 Payroll Schedule
 May 1, 2018 - April 30, 2019

Note: Data below is from payroll registers. Links have been broken to the source file to maintain data integrity. Sou

District #	EE #	Name	Job	Union/Non-Union	Pro-Forma Raise Adjust	Union Pension Adjustment
Drivers (50020)						
Residential Garbage Drivers						
2183	113926	Michael Mcnamara	Resi MSW Driver	Union	3,205.14	\$ 104.90
2183	113938	Steve Strand	Resi MSW Driver	Union	3,225.09	\$ 102.76
2183	113989	Vernon Goldsby	Resi MSW Driver	Union	3,528.70	\$ 108.31
2183	114027	Douglas Tucker	Resi MSW Driver	Union	3,141.52	\$ 102.09
2183	114037	David Robins	Resi MSW Driver	Union	3,292.90	\$ 102.99
2183	114038	Casey Jones	Resi MSW Driver	Union	3,355.39	\$ 105.34
2183	114070	Jason Riesto	Resi MSW Driver	Union	3,068.14	\$ 109.67
2183	114202	Clayton Rayment	Resi MSW Driver	Union	3,078.41	\$ 107.63
2183	114293	Christopher Cunningham	Resi MSW Driver	Union	3,084.40	\$ 104.08
2183	114316	Alvin Robinson	Resi MSW Driver	Union	250.00	\$ 32.71
2183	150012	Jackson Bonsall	Resi MSW Driver	Union	3,200.07	\$ 104.54
2183	153719	Robert Metzger	Resi MSW Driver	Union	3,252.83	\$ 102.61
2183	154704	Austin Grant	Resi MSW Driver	Union	2,948.49	\$ 103.65
2183	156838	Larry Doyle	Resi MSW Driver	Union	3,336.98	\$ 103.00
2183	157575	Clarence May	Resi MSW Driver	Union	3,031.36	\$ 101.53
2183	300723	Robert Martz	Resi MSW Driver	Non Union	1,889.59	\$ -
2183	311456	Mark Naputi	Resi MSW Driver	Non Union	47.25	\$ -
2183	311513	Michael Lininger	Resi MSW Driver	Non Union	51.09	\$ -
2183	117549	George Alefteras	Resi MSW Driver	Non Union	-	\$ -
2185	301225	Ray James	Resi MSW Driver	Non Union	773.30	\$ -
TOTAL RESIDENTIAL GARBAGE					47,760	
Roll Off Driver						
2183	113946	Aaron Johnston	Roll Off Driver	Union	3,152.18	\$ 103.78
2183	114132	Frank Beedle	Roll Off Driver	Union	3,267.91	\$ 101.78
2183	114171	Curtis Petty	Roll Off Driver	Union	3,388.08	\$ 102.14
2183	114192	Todd Richards	Roll Off Driver	Union	3,246.36	\$ 102.37
2183	114360	Joseph Nuttall	Roll Off Driver	Union	3,155.64	\$ 104.21
2185	157999	Shane Frost	Roll Off Driver	Non Union	50.52	\$ -
2183	115872	Mikell Reynolds	Roll Off Driver	Non Union	-	\$ -
TOTAL ROLLOFF					16,271	
Residential Recycling Driver						
2183	114282	Tony King	Resi Recycle Driver	Non Union	2,001.46	\$ -
2183	114361	Brian Underwood	Resi Recycle Driver	Union	3,237.39	\$ 110.02
2183	117970	Bob Brown	Resi Recycle Driver	Union	250.00	\$ 9.80
2183	152243	Walter Gehrig	Resi Recycle Driver	Union	2,952.93	\$ 102.73
2183	156106	Onar Perez	Resi Recycle Driver	Union	3,141.15	\$ 102.14
2183	194114	Andrew Bellamy	Resi Recycle Driver	Union	2,925.61	\$ 102.31
2183	300751	Justin Merrick	Resi Recycle Driver	Union	2,874.45	\$ 102.77
2183	303947	James Spengler	Resi Recycle Driver	Union	2,875.07	\$ 102.15
2183	303978	Tim Sandberg	Resi Recycle Driver	Union	3,075.38	\$ 101.07
2183	304734	Sean WALSH	Resi Recycle Driver	Union	-	\$ 65.57
2183	307657	J.R. Stoner	Resi Recycle Driver	Union	2,061.86	\$ 61.75
2183	307945	Celso Ramirez	Resi Recycle Driver	Union	1,678.05	\$ 54.13
2183	308531	WILLIAM BECK	Resi Recycle Driver	Union	1,374.53	\$ 39.33
2183	309620	Donald Seward	Resi Recycle Driver	Union	1,041.08	\$ 29.01
2183	304950	Haleylo Cox	Resi Recycle Driver	Non Union	-	\$ -
2183	306378	Jacob HASTINGS	Resi Recycle Driver	Non Union	-	\$ -
2184	114354	Stacy Gosney	Resi Recycle Driver	Non Union	1,092.83	\$ -
2183	157480	Steven Halterman	Resi Glass Recycle Driver	Union	2,933.06	\$ 105.69
2183	305762	Tyler Hunstock	Resi Glass Recycle Driver	Union	2,594.74	\$ 95.85
2183	307773	Jesse Curtiss	Resi Glass Recycle Driver	Union	1,871.30	\$ 55.45
TOTAL RESIDENTIAL RECYCLING					37,981	
Commercial Recycling						
2183	114028	Jesse Stalaker	Comm Recycle Driver	Non Union	1,860.81	\$ -
2183	114278	Eric Feli	Comm Recycle Driver	Non Union	1,824.06	\$ -
2183	114281	Patrick Kingsolver	Comm Recycle Driver	Non Union	1,916.38	\$ -
2183	114292	Stephen Deuel	Comm Recycle Driver	Non Union	2,042.36	\$ -
2183	114323	Bryan Tennant	Comm Recycle Driver	Non Union	1,829.66	\$ -
2183	157775	Richard Thompson	Comm Recycle Driver	Non Union	1,939.76	\$ -
2183	158110	David Wiseman	Comm Recycle Driver	Non Union	1,584.22	\$ -
2183	159007	Jonathan Carpenter	Comm Recycle Driver	Non Union	-	\$ -
2183	300251	Jacob Hollingsworth	Comm Recycle Driver	Non Union	1,903.46	\$ -
2183	306591	Jason McDowell	Comm Recycle Driver	Non Union	1,225.83	\$ -
2183	308052	Michael Bates	Comm Recycle Driver	Non Union	689.69	\$ -
2183	309635	Nicholas Sucher	Comm Recycle Driver	Non Union	296.82	\$ -
TOTAL COMMERCIAL RECYCLING					17,113	
Commercial Garbage						
2183	114076	Mitchell Lowry	Comm MSW Driver	Union	2,531.51	\$ 101.61
2183	114117	Bryan Bell	Comm MSW Driver	Union	2,979.52	\$ 102.98
2183	114140	Robert Rayment	Comm MSW Driver	Union	3,121.34	\$ 102.19
2183	114215	James Johnson	Comm MSW Driver	Union	2,643.79	\$ 103.07
2183	114324	Robert Forster	Comm MSW Driver	Non Union	1,682.44	\$ -
2183	150691	Robert Maguire	Comm MSW Driver	Union	2,825.02	\$ 103.11
2183	300881	Rick Cruz	Comm MSW Driver	Union	3,129.94	\$ 101.48
TOTAL COMMERCIAL GARBAGE					18,914	
Yard Waste						
2183	304708	Phillip Stiers	Resi Yardwaste Recycle Driver	Union	2,892.58	\$ 100.19
2183	305593	Greg Kessel	Resi Yardwaste Recycle Driver	Union	-	\$ 78.15
2183	306163	Chris Misner	Resi Yardwaste Recycle Driver	Union	2,434.53	\$ 87.50
2183	306472	Harold Priest	Resi Yardwaste Recycle Driver	Union	2,567.05	\$ 81.57
TOTAL YARD WASTE					7,894	
Delivery						
2183	305278	Mike Lee	Comm Delivery	Non Union	1,576.45	\$ -
2185	301420	Cliff Haskins	Delivery	Non Union	116.84	\$ -
2185	300662	Chad Davis	Delivery	Non Union	352.68	\$ -
2184	303628	Adam Gaultney	Delivery	Non Union	254.56	\$ -
TOTAL DELIVERY					2,301	
RO Recycle Driver						
2183	113944	Shawn Braun	Recycle Roll Off Driver	Non Union	1,967.74	\$ -
2183	114270	Dennis Shattuck	Recycle Roll Off Driver	Non Union	1,786.05	\$ -
2183	114294	Bryan Forster	Recycle Roll Off Driver	Union	2,715.32	\$ 92.03
2183	159048	Lucas Reich	Recycle Roll Off Driver	Non Union	-	\$ -

District #	EE #	Name	Job	Test Period Hours (includes Vacation, PTO & Holiday)				Safety and Customer Service Bonus, Commissions				Personal Time & Payouts		Total Test Period Pay	2020 Pay Raises	Total Rate Period Pay	Signing Bonus	Total Proforma Pay
				Current Hourly Rate	Regular Pay	Overtime Hours	Overtime Pay	Total Hourly/Salary Pay	Service Bonus	Commissions	Personal Time & Payouts							
2183	307885	Michael Hamilton	Recycle Roll Off Driver	21.00	1,037	21,775.25	142	4,465.65	26,240.90	152	640	27,033	2.5%	27,708	-	27,708	-	27,708
2183	152437	Bob Smith	Recycle Roll Off Driver	27.00	149	4,032.00	11	4,496.40	4,496.40	-	-	4,496	2.5%	4,609	-	4,609	-	4,609
2184	114109	Lee Hammons	Recycle Roll Off Driver	27.42	628	17,217.02	54	2,240.90	19,457.92	-	-	19,458	2.5%	19,944	-	19,944	-	19,944
2184	114087	John Cox	Recycle Roll Off Driver	28.35	710	20,126.14	66	2,793.18	22,919.32	-	-	22,919	2.5%	23,492	-	23,492	-	23,492
TOTAL RO RECYCLE DRIVERS				206	8,914	236,681	1,468	58,963	296,644	1,277	3,565	300,487		308,554	250	308,804		308,804
TOTAL DRIVERS				1,993	127,945	3,201,697	28,143	1,061,757	4,263,454	21,394	58,341	4,343,188	-	4,488,488	11,250	4,499,738		4,499,738
Mechanics Hourly/Salary (52010/52020)																		
2183	113936	Robert Tyndall	Maintenance Manager	38.02	2,136	81,204.18	-	-	81,204.18	-	11,349	92,554	2.5%	94,867	-	94,867	-	94,867
2183	114066	Donald Lyons	Shop Lead	32.45	2,117	68,692.86	360	17,512.45	86,205.32	1,875	2,949	91,030	2.5%	93,305	-	93,305	-	93,305
2183	114077	Gwendolyn Frost	Parts Clerk	21.35	2,040	43,549.37	11	338.40	43,887.77	1,875	848	46,810	2.5%	47,776	-	47,776	-	47,776
2183	114368	Clinton Walter	Mechanic	27.00	2,103	56,785.50	109	4,410.45	61,195.95	1,875	646	63,717	2.5%	65,310	-	65,310	-	65,310
2183	114645	Toby Narcis	Mechanic	25.00	2,022	50,542.92	113	4,245.63	54,788.54	1,875	1,587	58,251	2.5%	59,707	-	59,707	-	59,707
2183	116867	Michael Seymour	Mechanic	28.10	2,066	58,044.76	139	5,847.61	63,892.37	1,875	668	66,435	2.5%	68,096	-	68,096	-	68,096
2183	154871	Thomas Koch	Shop Lead	28.00	2,124	59,470.13	498	20,909.00	80,379.13	1,875	2,316	84,570	2.5%	86,685	-	86,685	-	86,685
2183	157776	Jeremy Keith	Mechanic	26.00	2,078	54,023.23	241	9,380.80	63,404.03	1,875	2,365	67,644	2.5%	69,335	-	69,335	-	69,335
2183	300504	Jeremy Cronquist	Parts Clerk	20.00	2,052	41,039.67	134	4,015.00	45,054.67	1,875	760	47,690	2.5%	48,862	-	48,862	-	48,862
2183	301045	Joshua Stephens	Mechanic	22.00	2,066	45,449.90	127	4,197.05	49,646.95	1,875	672	52,194	2.5%	53,499	-	53,499	-	53,499
2183	302606	Alexander Myers	Mechanic	25.00	2,108	52,692.92	277	10,385.00	63,077.92	1,875	1,584	66,537	2.5%	68,200	-	68,200	-	68,200
2183	304840	Travis Alley	Mechanic	24.00	2,043	49,030.40	188	6,778.20	55,808.60	1,402	1,472	58,683	0.0%	58,683	-	58,683	-	58,683
2183	306634	Zane Brown	Mechanic	27.00	1,542	41,625.90	109	4,419.22	46,045.13	930	1,080	48,055	0.0%	48,055	-	48,055	-	48,055
2183	308231	Tyler Shields	Mechanic	19.00	824	15,647.77	29	814.62	16,462.39	247	152	16,861	2.5%	17,282	-	17,282	-	17,282
2183	114566	Kalin Somero	0	27.80	80	2,224.00	3	106.34	2,330.34	-	3,114	5,444	2.5%	5,580	-	5,580	-	5,580
TOTAL MECHANICS				391	27,399	720,023	2,336	93,359.77	813,383.19	21,328.76	31,561.77	866,273.72		885,262.11	-	885,262		885,262
Sales (Salary 60010)																		
2183	114406	Emmett Brown	Sales/Community Outreach	27.33	2,064	56,410.39	-	-	56,410.39	4,810	2,840	64,061	2.5%	65,662	-	65,662	-	65,662
TOTAL SALES				27	2,064	56,410	-	-	56,410.39	4,810.00	2,840.30	64,060.69		65,662	-	65,662		65,662
Container (Hourly 55020)																		
2183	301533	John King Jr.	Container Wash	15.00	174	2,611.50	39	870.38	3,481.88	-	-	3,482	0.0%	3,482	-	3,482	-	3,482
2183	306633	Lester Kimball	Container Wash	17.00	1,598	27,171.95	15	389.72	27,561.67	930	528	29,019	2.5%	29,745	-	29,745	-	29,745
TOTAL CONTAINER				32	1,772	29,783	54	1,260.10	31,043.55	929.79	528.00	32,501.34		33,227	-	33,227		33,227
G&A (Salary 70010 - Hourly 70020)																		
2183	113986	Alice Jones	Customer Service	21.60	2,102	45,413.71	306	9,903.60	55,317.31	635	1,190	57,143	2.5%	58,571	-	58,571	-	58,571
2183	114389	Jeffrey Harwood	District Manager	61.74	2,072	127,918.60	-	-	127,918.60	-	9,165	137,084	2.5%	140,511	-	140,511	-	140,511
2183	114398	Tammy Dryden-Groves	Accounting Clerk	27.00	2,064	55,732.07	-	-	55,732.07	-	5,796	61,528	2.5%	63,066	-	63,066	-	63,066
2183	114672	Jocelyn White	Office Manager	31.77	2,144	68,125.23	-	-	68,125.23	-	2,739	70,864	2.5%	72,636	-	72,636	-	72,636
2183	115181	Stacie Roth	Administrative Assistant	21.10	1,215	25,840.65	23	718.45	26,559.10	-	506	26,866	0.0%	26,866	-	26,866	-	26,866
2183	151110	Laura Kapuscinski	Controller	41.23	2,064	85,090.38	-	-	85,090.38	-	3,870	89,960	2.5%	91,184	-	91,184	-	91,184
2183	156844	Maribeth Devito	Customer Service	17.30	1,921	33,234.82	147	3,822.44	37,057.26	470	415	37,942	0.0%	37,942	-	37,942	-	37,942
2183	156934	Janet Duchamp	Customer Service	18.80	2,071	38,931.35	153	4,312.72	43,244.07	-	743	43,987	2.5%	45,087	-	45,087	-	45,087
2183	157514	Tamara Russo	Collections	18.00	2,074	37,340.40	54	1,446.30	38,786.70	-	414	39,201	2.5%	40,181	-	40,181	-	40,181
2183	157830	Candace Gipson	Customer Service	17.00	901	15,323.91	41	1,047.20	16,371.11	335	506	16,706	0.0%	16,706	-	16,706	-	16,706
2183	157873	Lanna Strala	Customer Service	17.00	2,093	35,572.84	166	4,244.05	39,816.89	605	272	40,694	2.5%	41,711	-	41,711	-	41,711
2183	158221	Nicole Lauckhart	Customer Service	16.50	1,006	16,601.75	53	1,314.64	17,916.39	1,005	-	18,921	0.0%	18,921	-	18,921	-	18,921
2183	159288	Mark White	Dispatch	17.00	1,477	25,106.22	145	3,698.35	28,804.57	-	1,360	30,165	0.0%	30,165	-	30,165	-	30,165
2183	300620	Staci Moze-Ramos	Customer Service	15.00	1,623	25,162.96	68	1,588.36	26,751.32	470	515	27,737	0.0%	27,737	-	27,737	-	27,737
2183	300621	Patricia Tran	Customer Service	16.50	2,005	33,081.13	112	2,781.90	35,863.03	940	372	37,175	2.5%	38,104	-	38,104	-	38,104
2183	302156	Michelle Henderson	Customer Service	16.00	2,139	34,216.00	141	3,380.40	37,596.40	-	128	37,724	2.5%	38,668	-	38,668	-	38,668
2183	303692	Lesley Gordon	Controller	34.50	2,064	71,198.08	-	-	71,198.08	-	618	71,816	2.5%	73,611	-	73,611	-	73,611
2183	303771	Samantha Burdick	Administrative Assistant	17.50	2,077	36,355.43	43	1,130.94	37,486.37	-	272	37,758	2.5%	38,702	-	38,702	-	38,702
2183	303789	Jennifer Langford	Customer Service	16.00	2,093	33,492.80	174	4,178.40	37,671.20	470	368	38,509	2.5%	39,472	-	39,472	-	39,472
2183	303979	Chrissy Peck	Customer Service	16.00	2,044	32,700.27	171	4,111.20	36,811.47	470	480	37,761	2.5%	38,706	-	38,706	-	38,706
2183	305262	Lynelle Williams	Customer Service	16.50	1,987	32,784.68	119	2,937.41	35,722.09	335	384	36,441	2.5%	37,352	-	37,352	-	37,352
2183	305407	Mercedez Alexander	Customer Service	14.00	1,06	1,480.97	1	11.55	1,492.52	-	-	1,493	0.0%	1,493	-	1,493	-	1,493
2183	306170	Dazhane Copeland	Customer Service	15.00	1,812	27,173.25	195	4,394.63	31,567.88	670	120	32,358	2.5%	33,167	-	33,167	-	33,167
2183	306288	Myah Huggins-Richards	Customer Service	14.00	264	3,698.80	7	148.75	3,847.55	-	-	3,848	0.0%	3,848	-	3,848	-	3,848
2183	308144	CHARIE HOSKINS	Customer Service	15.50	607	9,404.62	21	481.66	9,886.28	-	-	9,886	0.0%	9,886	-	9,886	-	9,886
2183	308155	Emma Babcock	Customer Service	16.00	362	5,793.60	15	362.80	6,156.40	-	-	6,156	0.0%	6,156	-	6,156	-	6,156
2183	308156	Denise Marchese	Customer Service	16.00	892	14,265.60	66	1,588.80	15,854.40	200	120	16,174	2.5%	16,579	-	16,579	-	16,579
2184	300999	Devani Wilson	Customer Service	24.00	392	9,411.20	14	497.40	9,908.60	-	320	10,229	2.5%	10,484	-	10,484	-	10,484
2183	308696	Nicole Knapp	Dispatch	19.00	705	13,396.08	43	1,239.28	14,635.36	-	-	14,635	2.5%	15,001	-	15,001	-	15,001
2183	311098	Viam Bailey	Customer Service	15.00	200	2,998.50	9	201.00	3,199.50	-	-	3,199	2.5%	3,279	-	3,279	-	3,279
2183	311171	Melissa Stone	Customer Service	15.00	195	2,927.50	5	109.87	3,037.37	-	-	3,037	2.5%	3,113	-	3,113	-	3,113
2183	311246	Amber Goodrich	Customer Service	15.00	190	2,852.50	2	40.12	2,892.62	-	-	2,893	2.5%	2,965	-	2,965	-	2,965

District #	EE #	Name	Job	Union/Non-Union		
2183	307885	Michael Hamilton	Recycle Roll Off Driver	Non Union	675.83	\$ -
2183	152437	Bob Smith	Recycle Roll Off Driver	Non Union	112.41	\$ -
2184	114109	Lee Hammons	Recycle Roll Off Driver	Non Union	486.45	\$ -
2184	114087	John Cox	Recycle Roll Off Driver	Non Union	572.98	\$ -
TOTAL RO RECYCLE DRIVERS					8,317	
TOTAL DRIVERS					156,549.12	4,310.63
Mechanics Hourly/Salary (52010/52020)						
2183	113936	Robert Tyndall	Maintenance Manager		2,313.84	
2183	114066	Donald Lyons	Shop Lead		2,275.74	
2183	114077	Gwendolyn Frost	Parts Clerk		1,165.26	
2183	114368	Clinton Walter	Mechanic		1,592.92	
2183	114645	Toby Narcis	Mechanic		1,456.27	
2183	116867	Michael Seymour	Mechanic		1,660.87	
2183	154871	Thomas Koch	Shop Lead		2,114.26	
2183	157776	Jeremy Keith	Mechanic		1,691.09	
2183	300504	Jeremy Cronquist	Parts Clerk		1,192.24	
2183	301045	Joshua Stephens	Mechanic		1,304.85	
2183	302606	Alexander Myers	Mechanic		1,663.42	
2183	304840	Travis Alley	Mechanic		-	
2183	306634	Zane Brown	Mechanic		-	
2183	308231	Tyler Shields	Mechanic		421.52	
2183	114566	Kalin Somers	0		136.10	
TOTAL MECHANICS					18,988	
Sales (Salary 60010)						
2183	114406	Emmett Brown	Sales/Community Outreach		1,601.52	
TOTAL SALES					1,602	
Container (Hourly 55020)						
2183	301533	John King Jr.	Container Wash	Non Union	-	
2183	306633	Lester Kimball	Container Wash	Non Union	725.49	
TOTAL CONTAINER					725	
G&A (Salary 70010 - Hourly 70020)						
2183	113986	Alice Jones	Customer Service		1,428.57	
2183	114389	Jeffrey Harwood	District Manager		3,427.10	
2183	114398	Tammy Dryden-Groves	Accounting Clerk		1,538.19	
2183	114672	Jocelyn White	Office Manager		1,771.60	
2183	115181	Stacie Roth	Administrative Assistant		-	
2183	151110	Laura Kapuscinski	Controller		2,224.00	
2183	156844	Maribeth Devito	Customer Service		-	
2183	156934	Janet Duchamp	Customer Service		1,099.68	
2183	157514	Tamara Russo	Collections		980.03	
2183	157839	Candace Gipson	Customer Service		-	
2183	157873	Lanna Straka	Customer Service		1,017.35	
2183	158221	Nicole Lauckhart	Customer Service		-	
2183	159288	Mark White	Dispatch		-	
2183	300620	Staci Mozee-Ramos	Customer Service		-	
2183	300621	Patricia Tran	Customer Service		929.38	
2183	302156	Michelle Henderson	Customer Service		943.11	
2183	303692	Lesley Gordon	Controller		1,795.40	
2183	303771	Samantha Burdick	Administrative Assistant		943.96	
2183	303789	Jennifer Langford	Customer Service		962.73	
2183	303979	Chrissy Peck	Customer Service		944.04	
2183	305262	Lynelle Williams	Customer Service		911.03	
2183	305407	Mercedez Alexander	Customer Service		-	
2183	306170	Dazhane Copeland	Customer Service		808.95	
2183	306288	Myah Huggins-Richards	Customer Service		-	
2183	308144	CHARIE HOSKINS	Customer Service		-	
2183	308155	Emma Babcock	Customer Service		-	
2183	308156	Denise Marchese	Customer Service		404.36	
2184	309999	Devani Wilson	Customer Service	Non Union	255.72	\$ -
2183	308696	Nicole Knapp	Dispatch		365.88	
2183	311098	Viam Bailey	Customer Service		79.99	
2183	311171	Melissa Stone	Customer Service		75.93	
2183	311246	Amber Goodrich	Customer Service		72.32	
2183	311878	Kayla La Course	Customer Service		14.54	
2183	300088	Brandon Hughes	Dispatch		1,256.81	
2183	156764	Cynthia Spelker	Customer Service		-	
TOTAL G&A					24,251	
Supervisor - Salaried/Hourly 56010/56020						
2183	100172	Ann Robertson	Operations Manager		1,994.06	
2183	114387	Anthony Belesiotis	Operations Supervisor		1,851.12	
2183	157509	Andrew Riggs	Operations Supervisor		1,798.03	
2183	303382	Kris Mazurek	Operations Supervisor		1,603.65	
2183	311058	JUSTIN HEDDY	Operations Supervisor		184.62	
2183	302730	Lance Conley	Operations Supervisor		-	
TOTAL SUPERVISOR					7,431	
GRAND TOTALS					209,547	

District #	EE #	Name	Job	Current Hourly Rate	Test Period Hours (Includes Vacation, PTO & Holiday)	Regular Pay	Overtime Hours	Overtime Pay	Total Hourly/Salary Pay	Safety and Customer Service Bonus, Commissions	Personal Time & Payouts	Total Test Period Pay	2020 Pay Raises	Total Rate Period Pay	Signing Bonus	Total Proforma Pay
Reconciliation of Payroll Register to General Ledger																
DRIVER WAGES PER PR REGISTER																\$ 4,343,188
Accruals, Manual Adjustments/Reclasses																\$ (100,720)
GL																
	50010		Salaries													1,667
	50020		Wages Regular													3,034,882
	50025		Wages O.T.													1,040,606
	50035		Safety Bonuses													32,003
	50036		Other Bonuses													-
	50065		Vacation Pay													170,070
	50070		Sick Pay													110,380
																4,389,608
			Difference													(147,140)
MECHANICS - HOURLY & SALARY PER PR REGISTER																866,274
Accruals, Manual Adjustments/Reclasses (See Detailed Schedule)																\$ (4,159)
GL																
	52010		Salaries													123,486
	52020		Wages Regular													591,135
	52025		Wages O.T.													91,139
	52035		Safety Bonuses													7,429
	52036		Other Bonuses													-
	52065		Vacation Pay													15,476
	52070		Sick Pay													23,159
																851,824
			Difference													10,291
SALES - SALARY WAGES PER PR REGISTER																\$ 64,061
Accruals, Manual Adjustments/Reclasses (See Detailed Schedule)																\$ 3,688
GL																
	60010		Salaries													56,299
	60030		Wages Regular													13,594
	60065		Vacation Pay													(4,609)
	60070		Sick Pay													1,684
																66,878
			Difference													871
SUPERVISOR - SALARY & HOURLY WAGES PER PR REGISTER																\$ 347,816
Accruals, Manual Adjustments/Reclasses (See Supervisor GL Detail tab for Details)																\$ 19,704
GL																
	56010		Salaries													357,073
	56020		Wages Regular													-
	56025		Wages O.T.													-
	56035		Safety Bonus													-
	56036		Other Bonus													-
	56065		Vacation Pay													2,188
	56070		Sick Pay													-
																359,260
			Difference													8,259
G&A - SALARY & HOURLY WAGES PER PR REGISTER																\$ 1,158,200
Accruals, Division Payroll Alloc., Region OH Alloc., Other Comp Adjust In (See G&A GL Detail tab for Details)																\$ 198,003
GL																
	70010		Salaries													888,164
	70020		Wages Regular													560,958
	70025		Wages O.T.													61,052
	70036		Tooty Bonuses													13,731
	70065		Vacation Pay													11,581
	70070		Sick Pay													24,658
																1,360,145
			Difference													(3,942)
CONTAINER HOURLY WAGES PER PR REGISTER																32,501
Accruals, Manual Adjustments/Reclasses (See Detailed Schedule)																\$ (1,917)
GL																
	55020		Wages Regular													3,599
	55025		Wages O.T.													470
	55035		Safety Bonuses													-
	55036		Other Bonuses													-
	55065		Vacation Pay													363
	52070		Sick Pay													23,159
																27,591
			Difference													2,993
																(128,666.31)
																-1.83%
																<i>immaterial</i>

Tickmarks
(B) These differences are due to employees being reclassified to different GL accounts during the year. The detailed payroll schedule above represents the GL category where they spent the majority of the test period.

Harold LeMay Enterprises, Inc. G-98
 Pacific Disposal Allocation Calculation
 May 1, 2018 - April 30, 2019

Note: This is the summary of a disposal fee calculation we performed for this rate case. Support available upon request.

Area	Cal lbs	Adj lbs	
Pacific Reg	173,931,059	125,882,813	100.00%
Residential	109,504,226	79,253,815	62.96%
Commercial	64,426,833	46,628,998	37.04%
Rural Reg	15,900,867	11,508,272	100.00%
Residential	11,162,932	8,079,185	70.20%
Commercial	4,737,935	3,429,086	29.80%
Rainier Non-Reg	1,992,971	1,442,415	100.00%
Residential	1,401,888	1,014,618	70.34%
Commercial	591,084	427,798	29.66%
Yelm Non-Reg	8,821,281	6,384,413	100.00%
Residential	5,925,497	4,288,586	67.17%
Commercial	2,895,783	2,095,827	32.83%
Totals	200,646,179	145,217,913	

Allocation Percentages	
Pacific/Rural Reg	94.61%
Rainier Non-Reg	0.99%
Yelm Non-reg	4.40%

Waste Connections, Inc.
BS Close Report
2018-04

Districts/Grouping: **2183**
 Exclude IC:

System:
 SubSystem:

		(drill)	(drill)	(drill)	(drill)	(drill)	(drill)	(drill)	
		From Epicor - Current Mth Actual BS				Three Month BS Trend (from Epicor)			
		Current Mth			Total	Feb-18	Mar-18	Total Apr-18	Change from Prior Period
		Posted	Unposted	Staged	Total				
10051	Local Petty Cash Account	5,000	-	-	5,000	5,000	5,000	5,000	-
10063	Local Depository	51,217	-	-	51,217	47,034	33,169	51,217	18,048
10070	Proceeds from Sale of Assets	(35,799)	-	-	(35,799)	(34,585)	(35,799)	(35,799)	-
10071	Contra Proceeds from Sale of Assets	35,799	-	-	35,799	34,585	35,799	35,799	-
10092	Pay	-	-	-	-	-	-	-	-
10093	Pay IC - KUBRA Payments	-	-	-	-	-	-	-	-
10095	Pay ICT Inter District Receipts	(410)	-	-	(410)	367	90	(410)	(500)
10097	EFT Pymt Clearing	-	-	-	-	-	-	-	-
10098	Credit Card Pymt Clearing	-	-	-	-	-	-	-	-
10099	Check & Cash Pymt Clearing	-	-	-	-	95	262	-	(262)
	Cash	55,807	-	-	55,807	52,497	38,521	55,807	17,286
11501	Trade A/R Desert Micro	2,875,013	-	-	2,875,013	3,060,591	3,068,723	2,875,013	(193,710)
11502	Trade A/R Desert Micro Receipts	-	-	-	-	-	77	-	(77)
11510	Unbilled Trade A/R	14,912	-	-	14,912	1,027	3,202	14,912	11,710
11599	A/R Refund Clearing Acct	145	-	-	145	909	4,684	145	(4,539)
11701	Employee A/R	277	-	-	277	259	259	277	18
11800	Other A/R	462,706	-	-	462,706	-	289,394	462,706	173,312
11901	Provision for Bad Debts	(822,238)	-	-	(822,238)	(810,567)	(816,284)	(822,238)	(5,954)
11902	Bad Debt Write Offs	1,339,075	-	-	1,339,075	1,310,699	1,325,095	1,339,075	13,981
11903	Bad Debt Collected	(529,644)	-	-	(529,644)	(518,274)	(526,146)	(529,644)	(3,497)
	A/R	3,340,247	-	-	3,340,247	3,044,644	3,349,004	3,340,247	(8,756)
12001	Inventory Parts	149,165	-	-	149,165	149,165	149,165	149,165	-
12002	Inventory Diesel	9,422	-	-	9,422	26,424	17,695	9,422	(8,273)
12003	Inventory Oil and Lube	16,442	-	-	16,442	16,442	16,442	16,442	-
12004	Inventory Container	5,444	-	-	5,444	5,444	5,444	5,444	-
12005	Inventory Tires	22,934	-	-	22,934	22,934	22,934	22,934	-
	Inventory	203,407	-	-	203,407	220,409	211,680	203,407	(8,273)
13001	Prepaid Licenses and Permits	47,277	-	-	47,277	59,097	53,187	47,277	(5,910)
13003	Prepaid Vehicle Use Tax	413	-	-	413	827	620	413	(207)
13004	Prepaid Property Tax	72,820	-	-	72,820	-	-	72,820	72,820
13008	Prepaid Other	25,750	-	-	25,750	7,227	24,581	25,750	1,169
	Prepays	146,260	-	-	146,260	67,151	78,388	146,260	67,872
	Curr Deferred	-	-	-	-	-	-	-	-
	Current Assets	3,745,721	-	-	3,745,721	3,384,701	3,677,592	3,745,721	68,129
14002	Acquisition Land	4,312,000	-	-	4,312,000	4,312,000	4,312,000	4,312,000	-
14011	Cap Ex Land Improvement	27,879	-	-	27,879	27,879	27,879	27,879	-
14012	Acquisition Land Improvement	600,000	-	-	600,000	600,000	600,000	600,000	-
14016	Depre Expense Land Improv	(303,434)	-	-	(303,434)	(297,970)	(300,702)	(303,434)	(2,732)
14031	Cap Ex Heavy Equipment	42,334	-	-	42,334	42,334	42,334	42,334	-
14032	Acquisition Heavy Equipment	24,500	-	-	24,500	24,500	24,500	24,500	-
14033	Transfer/Reclass Heavy Equipment	(20,665)	-	-	(20,665)	9,821	9,821	(20,665)	(30,486)
14036	Depre Exp Heavy Equipment	(38,419)	-	-	(38,419)	(37,353)	(38,310)	(38,419)	(110)
14037	Transfer/Reclass Heavy Equipment	1,027	-	-	1,027	(28,612)	(28,612)	1,027	29,639
14041	Cap Ex Trucks	7,910,397	-	-	7,910,397	7,385,873	7,570,719	7,910,397	339,678
14042	Acquisitions Trucks	5,814,966	-	-	5,814,966	5,814,966	5,814,966	5,814,966	-
14043	Transfer/Reclass Trucks	(332,083)	-	-	(332,083)	179,268	184,768	(332,083)	(516,851)
14044	Sale/Disposition Trucks	(396,423)	-	-	(396,423)	(385,423)	(396,423)	(396,423)	-
14046	Depre Exp Trucks	(8,035,024)	-	-	(8,035,024)	(7,891,057)	(7,963,161)	(8,035,024)	(71,863)
14047	Transfer/Reclass Trucks	198,948	-	-	198,948	(198,718)	(204,218)	198,948	403,167
14048	Sale/Disposition Trucks	395,080	-	-	395,080	384,080	395,080	395,080	-
14051	Cap Ex Container	3,566,950	-	-	3,566,950	3,534,093	3,534,093	3,566,950	32,857
14052	Acquisition Container	2,631,910	-	-	2,631,910	2,631,910	2,631,910	2,631,910	-
14053	Transfer/Reclass Container	330,428	-	-	330,428	330,428	330,428	330,428	-
14054	Sale/Disposition Container	(62,330)	-	-	(62,330)	(62,330)	(62,330)	(62,330)	-
14056	Depre Exp Container	(4,297,645)	-	-	(4,297,645)	(4,227,093)	(4,262,773)	(4,297,645)	(34,872)
14057	Transfer/Reclass AD Container	(308,048)	-	-	(308,048)	(308,048)	(308,048)	(308,048)	-
14058	Sale/Disposition AD Container	52,459	-	-	52,459	52,459	52,459	52,459	-
14071	Cap Ex Shop Equipment	267,256	-	-	267,256	267,256	267,256	267,256	-
14073	Transfer/Reclass Shop Equipment	49,890	-	-	49,890	49,890	49,890	49,890	-
14076	Depre Exp Shop Equipment	(236,975)	-	-	(236,975)	(234,092)	(235,534)	(236,975)	(1,441)
14077	Transfer/Reclass AD Shop Equipment	(39,683)	-	-	(39,683)	(39,683)	(39,683)	(39,683)	-
14081	Cap Ex Building	97,080	-	-	97,080	97,080	97,080	97,080	-
14082	Acquisition Building	2,698,000	-	-	2,698,000	2,698,000	2,698,000	2,698,000	-
14086	Depre Exp Building	(1,325,715)	-	-	(1,325,715)	(1,301,593)	(1,313,654)	(1,325,715)	(12,061)
14101	Cap Ex Office Equipment	110,315	-	-	110,315	110,315	110,315	110,315	-
14106	Depre Exp Office Equipment	(103,991)	-	-	(103,991)	(103,691)	(103,841)	(103,991)	(150)
14111	Cap Ex Computer Equipment	235,230	-	-	235,230	235,230	235,230	235,230	-

Waste Connections, Inc.
BS Close Report
2018-04

Districts/Grouping: **2183**
 Exclude IC:

System:
 SubSystem:

		(drill)	(drill)	(drill)	(drill)	(drill)	(drill)	(drill)	
		From Epicor - Current Mth Actual BS				Three Month BS Trend (from Epicor)			
		Current Mth						Total	Change from
		Posted	Unposted	Staged	Total	Feb-18	Mar-18	Apr-18	Prior Period
14113	Transfer/Reclass Computer Equipment	1,632	-	-	1,632	1,632	1,632	1,632	-
14116	Depre Exp Computer Equipment	(233,545)	-	-	(233,545)	(233,086)	(233,345)	(233,545)	(199)
14117	Transfer/Reclass AD Computer Equipment	(1,342)	-	-	(1,342)	(1,342)	(1,342)	(1,342)	-
14121	Cap Ex Accruals	-	-	-	-	-	49,368	-	(49,368)
14201	Cap Ex Construction in Process	592,391	-	-	592,391	164,170	404,759	592,391	187,631
	Fixed Assets	14,225,348	-	-	14,225,348	13,603,090	13,952,509	14,225,348	272,839
	Notes Rec.	-	-	-	-	-	-	-	-
15111	Acquisition Goodwill	2,119,668	-	-	2,119,668	2,119,668	2,119,668	2,119,668	-
	Goodwill	2,119,668	-	-	2,119,668	2,119,668	2,119,668	2,119,668	-
15222	Transfer/Reclass Customer List	1,010,555	-	-	1,010,555	1,010,555	1,010,555	1,010,555	-
15226	Amort Expense Customer List	(387,379)	-	-	(387,379)	(370,537)	(378,958)	(387,379)	(8,421)
15227	Transfer/Reclass Amort Customer List	(572,648)	-	-	(572,648)	(572,648)	(572,648)	(572,648)	-
15261	Acquisition Indefinite Lived Intangibles	41,614,151	-	-	41,614,151	41,614,151	41,614,151	41,614,151	-
	Intangibles	41,664,679	-	-	41,664,679	41,681,521	41,673,100	41,664,679	(8,421)
16100	Deposits	2,451	-	-	2,451	2,451	2,451	2,451	-
	Deposits	2,451	-	-	2,451	2,451	2,451	2,451	-
	Restricted Funds	-	-	-	-	-	-	-	-
	Other Assets	-	-	-	-	-	-	-	-
	LOC Loan Fees	-	-	-	-	-	-	-	-
17100	Intercompany Corporate	6,549,137	-	-	6,549,137	6,492,876	6,802,043	6,549,137	(252,906)
18100	Investment Corporate	(31,221,730)	-	-	(31,221,730)	(31,221,730)	(31,221,730)	(31,221,730)	-
	Intercompany	(24,672,593)	-	-	(24,672,593)	(24,728,855)	(24,419,687)	(24,672,593)	(252,906)
	Total Assets	37,085,274	-	-	37,085,274	36,062,577	37,005,633	37,085,274	79,641
	ST Contingent	-	-	-	-	-	-	-	-
	Curr Portion LTD	-	-	-	-	-	-	-	-
20120	AP - Accrued	1,304,887	-	-	1,304,887	1,013,343	1,237,368	1,304,887	67,519
20121	AP - Accrued CAPEX	-	-	-	-	-	49,368	-	(49,368)
20123	AP - Accrued Procurement Card	29,559	-	-	29,559	14,728	33,312	29,559	(3,753)
20140	AP - Sales Tax	4,470	-	-	4,470	3,217	3,854	4,470	616
20170	AP - Other	42,705	-	-	42,705	41,132	42,580	42,705	125
20175	Pass Thru Taxes	59,109	-	-	59,109	75,297	94,251	59,109	(35,142)
20177	AP - Franchise Tax Payable	8,433	-	-	8,433	13,764	19,670	8,433	(11,238)
20178	WUTC Tax Payable	44,604	-	-	44,604	166,566	177,680	44,604	(133,076)
20180	AP - Other Taxes	77,700	-	-	77,700	75,088	79,082	77,700	(1,382)
	A/P	1,571,466	-	-	1,571,466	1,403,135	1,737,166	1,571,466	(165,700)
20300	Unearned Revenue	665,723	-	-	665,723	659,757	767,901	665,723	(102,178)
	Unearned Rev	665,723	-	-	665,723	659,757	767,901	665,723	(102,178)
20320	Accrued Liabilities Wages Commissions	311,056	-	-	311,056	188,203	272,761	311,056	38,295
20321	Vacation Accrual	315,106	-	-	315,106	304,598	306,448	315,106	8,658
20325	Accrued Liabilities Other	-	-	-	-	(126,372)	-	-	-
20340	Accrued Liabilities Safety Bonus	17,864	-	-	17,864	8,932	13,398	17,864	4,466
20351	Accrued Liabilities Ins. - Workers Comp	15,580	-	-	15,580	7,790	11,685	15,580	3,895
20360	Accrued Liabilities - Property Tax	-	-	-	-	17,822	26,733	-	(26,733)
	Accrued Liab	659,606	-	-	659,606	400,973	631,025	659,606	28,581
	Current Liab	2,896,795	-	-	2,896,795	2,463,866	3,136,092	2,896,795	(239,297)
	LTD	-	-	-	-	-	-	-	-
	Overdraft	-	-	-	-	-	-	-	-
	Other LTD	-	-	-	-	-	-	-	-
	LT Contingent	-	-	-	-	-	-	-	-

Waste Connections, Inc.
BS Close Report
2018-04

Districts/Grouping: 2183
Exclude IC:

System:
SubSystem:

	(drill) From Epicor - Current Mth Actual BS				(drill) Three Month BS Trend (from Epicor)			Change from Prior Period
	Current Mth			Total	Feb-18	Mar-18	Total Apr-18	
	Posted	Unposted	Staged					
Deferred Taxes	-	-	-	-	-	-	-	-
Minority Int	-	-	-	-	-	-	-	-
Loan Fees	-	-	-	-	-	-	-	-
Total Liabilities	2,896,795	-	-	2,896,795	2,463,866	3,136,092	2,896,795	(239,297)
Common Stock	-	-	-	-	-	-	-	-
Other Equity	-	-	-	-	-	-	-	-
Deferred Comp	-	-	-	-	-	-	-	-
Unrealized Swap Val	-	-	-	-	-	-	-	-
APIC	-	-	-	-	-	-	-	-
Treasury	-	-	-	-	-	-	-	-
Cumulative translation adjustment	-	-	-	-	-	-	-	-
29100 Retained Earnings	34,188,478	-	-	34,188,478	33,598,711	33,869,541	34,188,478	318,937
Retained Earnings	34,188,478	-	-	34,188,478	33,598,711	33,869,541	34,188,478	318,937
Retained Earnings	34,188,478	-	-	34,188,478	33,598,711	33,869,541	34,188,478	318,937
Total Liab & Equity	37,085,274	-	-	37,085,274	36,062,577	37,005,633	37,085,274	79,641
BS Balance	-	-	-	-	-	-	-	0
Data Not Included	-	-	-	-	-	-	-	-

Waste Connections, Inc.
BS Close Report
2019-04

Districts/Grouping: **2183**
 Exclude IC:

System:
 SubSystem:

		(drill)	(drill)	(drill)	(drill)	(drill)	(drill)	(drill)	
		From Epicor - Current Mth Actual BS				Three Month BS Trend (from Epicor)			
		Current Mth			Total	Feb-19	Mar-19	Total	Change from
		Posted	Unposted	Staged	Total			Apr-19	Prior Period
10051	Local Petty Cash Account	5,000	-	-	5,000	5,000	5,000	5,000	-
10063	Local Depository	35,756	-	-	35,756	28,387	13,753	35,756	22,003
10070	Proceeds from Sale of Assets	(47,182)	-	-	(47,182)	(47,182)	(47,182)	(47,182)	-
10071	Contra Proceeds from Sale of Assets	47,182	-	-	47,182	47,182	47,182	47,182	-
10091	Pay Lockbox Clearing	-	-	-	-	-	-	-	-
10092	Pay	-	-	-	-	-	(3,016)	-	3,016
10093	Pay IC - KUBRA Payments	-	-	-	-	-	-	-	-
10095	Pay ICT Inter District Receipts	177	-	-	177	14,913	150	177	27
10097	EFT Pymt Clearing	-	-	-	-	-	-	-	-
10098	Credit Card Pymt Clearing	-	-	-	-	-	(24)	-	24
10099	Check & Cash Pymt Clearing	-	-	-	-	-	-	-	-
	Cash	40,933	-	-	40,933	48,300	15,862	40,933	25,071
11501	Trade A/R Desert Micro	3,308,876	-	-	3,308,876	3,215,918	3,482,351	3,308,876	(173,475)
11502	Trade A/R Desert Micro Receipts	(58,655)	-	-	(58,655)	(1,168)	(898)	(58,655)	(57,758)
11510	Unbilled Trade A/R	13,882	-	-	13,882	865	12,227	13,882	1,655
11599	A/R Refund Clearing Acct	4,678	-	-	4,678	231	7,202	4,678	(2,524)
11701	Employee A/R	668	-	-	668	822	720	668	(51)
11800	Other A/R	555,292	-	-	555,292	614,936	577,003	555,292	(21,711)
11901	Provision for Bad Debts	(869,792)	-	-	(869,792)	(868,635)	(868,147)	(869,792)	(1,644)
11902	Bad Debt Write Offs	1,442,554	-	-	1,442,554	1,427,536	1,434,186	1,442,554	8,368
11903	Bad Debt Collected	(589,539)	-	-	(589,539)	(578,412)	(583,412)	(589,539)	(6,127)
	A/R	3,807,965	-	-	3,807,965	3,812,094	4,061,232	3,807,965	(253,267)
12001	Inventory Parts	165,389	-	-	165,389	165,389	165,389	165,389	-
12002	Inventory Diesel	12,085	-	-	12,085	14,460	9,099	12,085	2,986
12003	Inventory Oil and Lube	23,071	-	-	23,071	23,071	23,071	23,071	-
12004	Inventory Container	5,700	-	-	5,700	5,700	5,700	5,700	-
12005	Inventory Tires	31,203	-	-	31,203	31,203	31,203	31,203	-
	Inventory	237,448	-	-	237,448	239,823	234,462	237,448	2,986
13001	Prepaid Licenses and Permits	58,594	-	-	58,594	73,242	65,918	58,594	(7,324)
13003	Prepaid Vehicle Use Tax	477	-	-	477	955	716	477	(239)
13004	Prepaid Property Tax	63,384	-	-	63,384	79,230	71,307	63,384	(7,923)
13008	Prepaid Other	22,138	-	-	22,138	12,119	17,845	22,138	4,293
	Prepays	144,593	-	-	144,593	165,547	155,786	144,593	(11,192)
	Curr Deferred	-	-	-	-	-	-	-	-
	Current Assets	4,230,940	-	-	4,230,940	4,265,763	4,467,342	4,230,940	(236,403)
14002	Acquisition Land	4,312,000	-	-	4,312,000	4,312,000	4,312,000	4,312,000	-
14011	Cap Ex Land Improvement	27,879	-	-	27,879	27,879	27,879	27,879	-
14012	Acquisition Land Improvement	600,000	-	-	600,000	600,000	600,000	600,000	-
14016	Depre Expense Land Improv	(336,222)	-	-	(336,222)	(330,758)	(333,490)	(336,222)	(2,732)
14031	Cap Ex Heavy Equipment	42,334	-	-	42,334	42,334	42,334	42,334	-
14032	Acquisition Heavy Equipment	24,500	-	-	24,500	24,500	24,500	24,500	-
14033	Transfer/Reclass Heavy Equipment	(20,665)	-	-	(20,665)	(20,665)	(20,665)	(20,665)	-
14036	Depre Exp Heavy Equipment	(39,736)	-	-	(39,736)	(39,516)	(39,626)	(39,736)	(110)
14037	Transfer/Reclass Heavy Equipment	1,027	-	-	1,027	1,027	1,027	1,027	-
14041	Cap Ex Trucks	11,146,939	-	-	11,146,939	11,146,939	11,146,939	11,146,939	-
14042	Acquisitions Trucks	5,814,966	-	-	5,814,966	5,814,966	5,814,966	5,814,966	-
14043	Transfer/Reclass Trucks	(439,956)	-	-	(439,956)	(439,956)	(439,956)	(439,956)	-
14044	Sale/Disposition Trucks	(831,853)	-	-	(831,853)	(831,853)	(831,853)	(831,853)	-
14046	Depre Exp Trucks	(9,108,006)	-	-	(9,108,006)	(8,911,143)	(9,009,575)	(9,108,006)	(98,431)
14047	Transfer/Reclass Trucks	306,821	-	-	306,821	306,821	306,821	306,821	-
14048	Sale/Disposition Trucks	830,509	-	-	830,509	830,509	830,509	830,509	-
14051	Cap Ex Container	4,370,701	-	-	4,370,701	4,370,701	4,370,701	4,370,701	-
14052	Acquisition Container	2,631,910	-	-	2,631,910	2,631,910	2,631,910	2,631,910	-
14053	Transfer/Reclass Container	326,287	-	-	326,287	326,287	326,287	326,287	-
14054	Sale/Disposition Container	(82,919)	-	-	(82,919)	(82,919)	(82,919)	(82,919)	-
14056	Depre Exp Container	(4,768,299)	-	-	(4,768,299)	(4,685,756)	(4,727,175)	(4,768,299)	(41,124)
14057	Transfer/Reclass AD Container	(303,585)	-	-	(303,585)	(303,585)	(303,585)	(303,585)	-
14058	Sale/Disposition AD Container	69,275	-	-	69,275	69,275	69,275	69,275	-
14071	Cap Ex Shop Equipment	267,256	-	-	267,256	267,256	267,256	267,256	-
14073	Transfer/Reclass Shop Equipment	49,890	-	-	49,890	49,890	49,890	49,890	-
14076	Depre Exp Shop Equipment	(250,722)	-	-	(250,722)	(248,549)	(249,636)	(250,722)	(1,086)
14077	Transfer/Reclass AD Shop Equipment	(39,683)	-	-	(39,683)	(39,683)	(39,683)	(39,683)	-
14081	Cap Ex Building	97,080	-	-	97,080	97,080	97,080	97,080	-
14082	Acquisition Building	2,698,000	-	-	2,698,000	2,698,000	2,698,000	2,698,000	-
14086	Depre Exp Building	(1,470,447)	-	-	(1,470,447)	(1,446,325)	(1,458,386)	(1,470,447)	(12,061)
14101	Cap Ex Office Equipment	110,315	-	-	110,315	110,315	110,315	110,315	-
14106	Depre Exp Office Equipment	(105,790)	-	-	(105,790)	(105,490)	(105,640)	(105,790)	(150)

Waste Connections, Inc.
BS Close Report
2019-04

Districts/Grouping: **2183**
 Exclude IC:

System:
 SubSystem:

		(drill)	(drill)	(drill)	(drill)	(drill)	(drill)	(drill)	
		From Epicor - Current Mth Actual BS				Three Month BS Trend (from Epicor)			
		Current Mth						Total	Change from
		Posted	Unposted	Staged	Total	Feb-19	Mar-19	Apr-19	Prior Period
14111	Cap Ex Computer Equipment	238,150	-	-	238,150	236,785	238,150	238,150	-
14113	Transfer/Reclass Computer Equipment	1,632	-	-	1,632	1,632	1,632	1,632	-
14116	Depre Exp Computer Equipment	(234,999)	-	-	(234,999)	(234,764)	(234,882)	(234,999)	(117)
14117	Transfer/Reclass AD Computer Equipment	(1,342)	-	-	(1,342)	(1,342)	(1,342)	(1,342)	-
14121	Cap Ex Accruals	-	-	-	-	-	25,975	-	(25,975)
14201	Cap Ex Construction in Process	242,809	-	-	242,809	136,829	136,829	242,809	105,980
	Fixed Assets	16,176,058	-	-	16,176,058	16,380,631	16,251,864	16,176,058	(75,806)
	Notes Rec.	-	-	-	-	-	-	-	-
15111	Acquisition Goodwill	2,119,668	-	-	2,119,668	2,119,668	2,119,668	2,119,668	-
	Goodwill	2,119,668	-	-	2,119,668	2,119,668	2,119,668	2,119,668	-
15222	Transfer/Reclass Customer List	1,010,555	-	-	1,010,555	1,010,555	1,010,555	1,010,555	-
15226	Amort Expense Customer List	(437,907)	-	-	(437,907)	(437,907)	(437,907)	(437,907)	-
15227	Transfer/Reclass Amort Customer List	(572,648)	-	-	(572,648)	(572,648)	(572,648)	(572,648)	-
15261	Acquisition Indefinite Lived Intangibles	41,614,151	-	-	41,614,151	41,614,151	41,614,151	41,614,151	-
	Intangibles	41,614,151	-	-	41,614,151	41,614,151	41,614,151	41,614,151	-
16100	Deposits	2,451	-	-	2,451	2,451	2,451	2,451	-
	Deposits	2,451	-	-	2,451	2,451	2,451	2,451	-
	Restricted Funds	-	-	-	-	-	-	-	-
	Other Assets	-	-	-	-	-	-	-	-
	LOC Loan Fees	-	-	-	-	-	-	-	-
17100	Intercompany Corporate	7,713,405	-	-	7,713,405	6,772,190	7,318,906	7,713,405	394,499
18100	Investment Corporate	(31,221,730)	-	-	(31,221,730)	(31,221,730)	(31,221,730)	(31,221,730)	-
	Intercompany	(23,508,325)	-	-	(23,508,325)	(24,449,541)	(23,902,824)	(23,508,325)	394,499
	Total Assets	40,634,942	-	-	40,634,942	39,933,123	40,552,652	40,634,942	82,290
	ST Contingent	-	-	-	-	-	-	-	-
	Curr Portion LTD	-	-	-	-	-	-	-	-
20120	AP - Accrued	1,249,188	-	-	1,249,188	965,140	1,194,775	1,249,188	54,412
20121	AP - Accrued CAPEX	-	-	-	-	-	25,975	-	(25,975)
20123	AP - Accrued Procurement Card	11,354	-	-	11,354	19,309	38,326	11,354	(26,973)
20140	AP - Sales Tax	4,583	-	-	4,583	3,272	3,662	4,583	920
20170	AP - Other	44,255	-	-	44,255	41,925	43,964	44,255	290
20175	Pass Thru Taxes	64,082	-	-	64,082	79,769	85,180	64,082	(21,098)
20177	AP - Franchise Tax Payable	2,667	-	-	2,667	2,333	2,500	2,667	167
20178	WUTC Tax Payable	49,634	-	-	49,634	166,850	179,409	49,634	(129,775)
20180	AP - Other Taxes	80,430	-	-	80,430	77,578	83,400	80,430	(2,971)
	A/P	1,506,192	-	-	1,506,192	1,356,177	1,657,193	1,506,192	(151,001)
20300	Unearned Revenue	772,153	-	-	772,153	768,473	881,637	772,153	(109,484)
	Unearned Rev	772,153	-	-	772,153	768,473	881,637	772,153	(109,484)
20320	Accrued Liabilities Wages Commissions	54,977	-	-	54,977	243,003	10,943	54,977	44,034
20321	Vacation Accrual	298,740	-	-	298,740	268,957	285,823	298,740	12,917
20325	Accrued Liabilities Other	-	-	-	-	-	-	-	-
20340	Accrued Liabilities Safety Bonus	13,643	-	-	13,643	6,822	10,232	13,643	3,411
20351	Accrued Liabilities Ins. - Workers Comp	14,724	-	-	14,724	7,362	11,043	14,724	3,681
20360	Accrued Liabilities - Property Tax	-	-	-	-	-	-	-	-
20397	Accrued Liabilities - UP Tracker	-	-	-	-	-	-	-	-
20651	ST Operating Lease Liability	12,886	-	-	12,886	12,886	12,886	12,886	-
20652	ST Operating Lease Payment	(4,526)	-	-	(4,526)	(2,263)	(3,395)	(4,526)	(1,132)
20655	Accretion on ST Operating Lease	282	-	-	282	148	217	282	66
20658	Operating Lease ST LT Reclass	4,399	-	-	4,399	2,193	3,295	4,399	1,105
	Accrued Liab	395,126	-	-	395,126	539,107	331,044	395,126	64,082
	Current Liab	2,673,471	-	-	2,673,471	2,663,757	2,869,874	2,673,471	(196,403)
	LTD	-	-	-	-	-	-	-	-
	Overdraft	-	-	-	-	-	-	-	-

Waste Connections, Inc.
BS Close Report
2019-04

Districts/Grouping: 2183
 Exclude IC:

System:
 SubSystem:

		(drill)	(drill)	(drill)	(drill)	(drill)	(drill)	(drill)	
		From Epicor - Current Mth Actual BS			Three Month BS Trend (from Epicor)				
		Current Mth			Total			Change from	
		Posted	Unposted	Staged	Total	Feb-19	Mar-19	Apr-19	Prior Period
21651	LT Operating Lease Liability	13,358	-	-	13,358	13,358	13,358	13,358	-
21655	Accretion on LT Operating Lease	-	-	-	-	-	-	-	-
21658	LT Operating Lease ST LT Reclass	(4,399)	-	-	(4,399)	(2,193)	(3,295)	(4,399)	(1,105)
	Other LTD	8,958	-	-	8,958	11,165	10,063	8,958	(1,105)
	LT Contingent	-	-	-	-	-	-	-	-
	Deferred Taxes	-	-	-	-	-	-	-	-
	Minority Int	-	-	-	-	-	-	-	-
	Loan Fees	-	-	-	-	-	-	-	-
	Total Liabilities	2,682,429	-	-	2,682,429	2,674,921	2,879,937	2,682,429	(197,508)
	Common Stock	-	-	-	-	-	-	-	-
	Other Equity	-	-	-	-	-	-	-	-
	Deferred Comp	-	-	-	-	-	-	-	-
	Unrealized Swap Val	-	-	-	-	-	-	-	-
	APIC	-	-	-	-	-	-	-	-
	Treasury	-	-	-	-	-	-	-	-
	Cumulative translation adjustment	-	-	-	-	-	-	-	-
29100	Retained Earnings	37,974,513	-	-	37,974,513	37,282,330	37,695,781	37,974,513	278,732
	Retained Earnings	37,974,513	-	-	37,974,513	37,282,330	37,695,781	37,974,513	278,732
	Retained Earnings	37,974,513	-	-	37,974,513	37,282,330	37,695,781	37,974,513	278,732
	Total Liab & Equity	40,656,942	-	-	40,656,942	39,957,252	40,575,718	40,656,942	81,224
	BS Balance	(22,000)	-	-	(22,000)	(24,128)	(23,066)	(22,000)	1,066
14301	Operating Lease ROU	26,244	-	-	26,244	26,244	26,244	26,244	-
14305	Operating Lease Depreciation	(4,244)	-	-	(4,244)	(2,116)	(3,178)	(4,244)	(1,066)
	Data Not Included	22,000	-	-	22,000	24,128	23,066	22,000	(1,066)

WASTE CONNECTIONS, INC.
CONSOLIDATED STATEMENTS OF NET INCOME
(IN THOUSANDS OF U.S. DOLLARS, EXCEPT SHARE AND PER SHARE AMOUNTS)

	Years Ended December 31,		
	2018	2017	2016
Revenues	\$ 4,922,941	\$ 4,630,488	\$ 3,375,863
Operating expenses:			
Cost of operations	2,865,704	2,704,775	1,957,712
Selling, general and administrative	524,388	509,638	474,263
Depreciation	572,708	530,187	393,600
Amortization of intangibles	107,779	102,297	70,312
Impairments and other operating items	20,118	156,493	27,678
Operating income	832,244	627,098	452,298
Interest expense	(132,104)	(125,297)	(92,709)
Interest income	7,170	5,173	602
Other income, net	1,263	3,736	53
Foreign currency transaction gain (loss)	(1,433)	(2,200)	1,121
Income before income tax provision	707,140	508,510	361,365
Income tax (provision) benefit	(159,986)	68,910	(114,044)
Net income	547,154	577,420	247,321
Less: Net income attributable to noncontrolling interests	(283)	(603)	(781)
Net income attributable to Waste Connections	\$ 546,871	\$ 576,817	\$ 246,540
Earnings per common share attributable to Waste Connections' common shareholders:			
Basic	\$ 2.07	\$ 2.19	\$ 1.07
Diluted	\$ 2.07	\$ 2.18	\$ 1.07
Shares used in the per share calculations:			
Basic	263,650,155	263,682,608	230,325,012
Diluted	264,395,618	264,302,411	231,081,496
Cash dividends per common share	\$ 0.58	\$ 0.50	\$ 0.41

The accompanying notes are an integral part of these consolidated financial statements.


WASTE CONNECTIONS, INC.
CONSOLIDATED BALANCE SHEETS
(IN THOUSANDS OF U.S. DOLLARS, EXCEPT SHARE AND PER SHARE AMOUNTS)


	December 31,	
	2018	2017
ASSETS		
Current assets:		
Cash and equivalents	\$ 319,305	\$ 433,815
Accounts receivable, net of allowance for doubtful accounts of \$16,760 and \$17,154 at December 31, 2018 and 2017, respectively	609,545	554,458
Current assets held for sale	-	1,596
Prepaid expenses and other current assets	164,053	186,999
Total current assets	1,092,903	1,176,868
Restricted cash	84,661	119,412
Restricted investments	47,486	47,600
Property and equipment, net	5,168,996	4,820,934
Goodwill	5,031,685	4,681,774
Intangible assets, net	1,128,628	1,087,436
Long-term assets held for sale	-	12,625
Other assets, net	72,970	68,032
	\$ 12,627,329	\$ 12,014,681
LIABILITIES AND EQUITY		
Current liabilities:		
Accounts payable	\$ 359,967	\$ 330,523
Book overdraft	18,518	19,223
Accrued liabilities	289,544	278,039
Deferred revenue	179,282	145,197
Current portion of contingent consideration	11,612	15,803
Current liabilities held for sale	-	2,155
Current portion of long-term debt and notes payable	1,786	11,659
Total current liabilities	860,709	802,599
Long-term debt and notes payable	4,153,465	3,899,572
Long-term portion of contingent consideration	43,003	31,482
Other long-term liabilities	349,931	316,191
Deferred income taxes	760,033	690,767
Total liabilities	6,167,141	5,740,611
Commitments and contingencies (Note 10)		
Equity:		
Common shares: 263,271,302 shares issued and 263,141,413 shares outstanding at December 31, 2018; 263,660,803 shares issued and 263,494,670 shares outstanding at December 31, 2017	4,131,307	4,187,568
Additional paid-in capital	133,577	115,743
Accumulated other comprehensive income (loss)	(74,786)	108,413
Treasury shares: 129,889 and 166,133 shares at December 31, 2018 and 2017, respectively	-	-
Retained earnings	2,264,510	1,856,946
Total Waste Connections' equity	6,454,608	6,268,670
Noncontrolling interest in subsidiaries	5,580	5,400
Total equity	6,460,188	6,274,070
	\$ 12,627,329	\$ 12,014,681

The accompanying notes are an integral part of these consolidated financial statements.

	Debt to Equity Ratio	Allowable In LG	
Debt \$	4,155,251,000	39.14%	40%
Equity \$	6,460,188,000	60.86%	60%
Total Debt & Equity \$	10,615,439,000		

Interest as a % of Debt	
Interest Expense \$	132,104,000
Debt \$	4,155,251,000
Interest as a % of Debt	3.18%





2000

2019-04





**Depreciation Summary -2183
Rural Garbage Service &
Pacific Disposal and Butlers Cove Refuse Service**

Equipment	Cost	Salvage	Depr Cost	Test Year Depr	Beginning Accum Depr 10/1/2017	Ending Accum Depr 9/30/2018	Average Investment 9/30/2018
Trucks							
Garbage	9,907,033	-	9,907,033	988,149	1,751,771	2,739,921	7,167,113
Roll Off	2,677,807	-	2,677,807	280,711	1,028,238	1,308,949	1,368,857
Residential/MF Recycling	4,670,531	-	4,670,531	414,414	2,508,192	2,922,607	1,747,924
Yard Waste	1,379,357	-	1,379,357	140,607	920,675	1,061,282	318,075
Commercial Recycle	1,917,539	-	1,917,539	63,699	1,461,322	1,525,020	392,519
Total Trucks	20,552,267	-	20,552,267	1,887,580	7,670,198	9,557,778	10,994,489
Containers:							
Garbage Containers	1,287,690	-	1,287,690	45,000	875,945	920,945	366,746
Garbage Carts	3,136,159	-	3,136,159	263,483	1,780,638	2,044,121	1,092,037
Drop Boxes	1,928,962	-	1,928,962	58,087	1,436,882	1,494,969	433,993
Recycling Carts	3,560,462	-	3,560,462	126,646	2,912,377	3,039,023	521,440
Yard Waste	1,106,454	-	1,106,454	67,131	727,939	795,070	311,384
Total Cont, Carts, Totes	11,019,728	-	11,019,728	560,346	7,733,782	8,294,128	2,725,599
Service Equipment	176,680	2,370	174,311	27,305	83,307	110,611	66,069
Shop Equipment	1,605,333	19,765	1,585,568	30,437	1,464,104	1,494,541	110,792
Office Equipment	359,754	-	359,754	1,832	353,315	355,147	4,607
Leasehold Improvements	2,660,770	-	2,660,770	69,348	2,419,301	2,488,649	172,121
Building	997,171	-	997,171	25,835	452,522	478,357	518,814
MRF Building	1,282,967	-	1,282,967	32,770	594,797	627,567	655,401
Land	1,474,904	-	1,474,904	-	-	-	1,474,904
Total other Equipment	8,557,579	22,135	8,535,445	187,528	5,367,345	5,554,873	3,002,706
Total Equipment	40,129,574	22,135	40,107,439	2,635,454	20,771,326	23,406,780	16,722,794

Equipment	Depreciation by Bill Area							
	Total	Pacific/Rural	Yelm	Rainier	Commercial Recycling	2184	2185	Allocator
Trucks								
Garbage	988,149	930,270	47,394	10,486	-	-	-	Grbg Only Rt Hrs
Roll Off	280,711	134,335	17,008	2,824	126,544	-	-	RO Rt Hrs
Residential/MF Recycling	414,414	395,760	14,146	4,508	-	-	-	Recycle/MF Rt Hrs
Yard Waste	140,607	131,519	8,027	1,061	-	-	-	YW Rt Hrs
Commercial Recycle	63,699	-	-	-	63,699	-	-	Actual
Total Trucks	1,887,580	1,591,883	86,574	18,879	190,243	-	-	-
Containers:								
Garbage Containers	45,000	24,225	649	189	19,937	-	-	Comm Unit Count
Garbage Carts	263,483	249,996	10,532	2,955	-	-	-	Resi Garb Cust
Drop Boxes	58,087	41,860	1,945	421	13,861	-	-	RO Unit Count
Recycling Carts	126,646	115,880	4,642	1,308	4,815	-	-	Resi Unit Count
Yard Waste	67,131	64,873	1,910	348	-	-	-	YW Cust
Total Cont, Carts, Totes	560,346	496,834	19,676	5,222	38,614	-	-	-
Service Equipment	27,305	17,056	869	192	4,292	-	4,896	Rt Hrs 2183 & 2185
Shop Equipment	30,437	19,012	969	214	4,784	-	5,458	Rt Hrs 2183 & 2185
Office Equipment	1,832	1,656	64	17	54	0	42	Cust Cnt
Leasehold Improvements	69,348	62,670	2,409	631	2,041	-	1,598	Cust Cnt 2183 & 2185
Building	25,835	23,347	897	235	760	-	595	Cust Cnt 2183 & 2185
MRF Building	32,770	11,755	452	118	20,445	-	-	Recycle Tonnage
Land	-	-	-	-	-	-	-	Actual
Total other Equipment	187,528	135,496	5,659	1,407	32,377	0	12,589	-
Total Equipment	2,635,454	2,224,213	111,910	25,508	261,233	0	12,589	

Avg Investment by Bill Area

Equipment	Avg Investment by Bill Area							
	Total	Pacific/Rural	Yelm	Rainier	Commercial Recycling	2184	2185	Allocator
Trucks								
Garbage	7,167,113	6,747,308	343,750	76,056	-	-	-	Grbg Only Rt Hrs
Roll Off	1,368,857	655,070	82,935	13,772	617,081	-	-	RO Rt Hrs
Residential/MF Recycling	1,747,924	1,669,243	59,667	19,015	-	-	-	Recycle/MF Rt Hrs
Yard Waste	318,075	297,518	18,158	2,399	-	-	-	YW Rt Hrs
Commercial Recycle	392,519	-	-	-	392,519	-	-	Actual
Total Trucks	10,994,489	9,369,138	504,510	111,242	1,009,599	-	-	-
Containers:								
Garbage Containers	366,746	197,430	5,291	1,542	162,484	-	-	Comm Unit Count
Garbage Carts	1,092,037	1,036,139	43,649	12,249	-	-	-	Resi Garb Cust
Drop Boxes	433,993	312,752	14,528	3,148	103,565	-	-	RO Unit Count
Recycling Carts	521,440	477,116	19,111	5,387	19,826	-	-	Resi Unit Count
Yard Waste	311,384	300,913	8,858	1,614	-	-	-	YW Cust
Total Cont, Carts, Totes	2,725,599	2,324,349	91,437	23,939	285,875	-	-	-
Service Equipment	66,069	41,269	2,103	465	10,385	-	11,847	Rt Hrs 2183 & 2185
Shop Equipment	110,792	69,205	3,526	780	17,415	-	19,866	Rt Hrs 2183 & 2185
Office Equipment	4,607	4,163	160	42	136	0	106	Cust Cnt
Leasehold Improvements	172,121	155,544	5,979	1,565	5,066	-	3,966	Cust Cnt 2183 & 2185
Building	518,814	468,849	18,022	4,717	15,271	-	11,956	Cust Cnt 2183 & 2185
MRF Building	655,401	235,098	9,037	2,365	408,900	-	-	Recycle Tonnage
Land	1,474,904	884,436	45,059	9,969	222,558	58,996	253,885	Rt Hrs 2183 & 2185
Total other Equipment	3,002,706	1,858,565	83,884	19,904	679,730	58,996	301,626	-
Total Equipment	16,722,794	13,552,052	679,831	155,085	1,975,205	58,996	301,626	

Line No.	(a)	(b)	(c)	(b) + (c)	(e)	(d) + (e)
				Historical		Revenue Change
1	Operating Revenue	27,790,576	844,629	28,635,205	20,440	28,655,645
2	Operating Expenses	26,126,933		26,126,933	20,440	26,147,373
3	Operating Income	1,663,643		2,508,272		\$2,508,272
4						
5	Interest Expense	172,339		172,339		172,339
6	Income Tax Expense	313,174	177,372	490,546		490,546
7						
8	Net Income	1,178,130		1,845,387		1,845,387
9						
10	Operating Ratio	94.01%		91.24%		91.25%
11						
12	Revenue Requirement					
13	Historical Revenue	27,790,576		Revenue Increase before taxes		844,629
14	Rate Increase	865,069	3.11%	Rev Sensitive Taxes		20,440
15	Revenue Requirement	28,655,645		Rate Increase		865,069
16		770,651	2.77%			
17						
18	Capital Structure Financing Investment			Financing Cost		
19	Type	Percent	Amount	Cost of Capital	Weighted	Amount
20	Equity	60.00%	8,131,231	22.70%	13.62%	1,845,387
21	Debt	40.00%	5,420,821	3.18%	1.27%	172,339
22	Total	100.00%	13,552,052		14.89%	2,017,726
23						
24						
25	Operating Statistics		Before	After		
26			Income Tax	Income Tax		
27	Return on Investment		18.51%	14.89%		
28	Return on Equity		28.73%	22.70%		
29	Operating Ratio		91.24%	91.25%		
30	Profit Margin		8.76%	8.76%		
31	Final turnover		2.11	2.11		
32	Tax Rate		21.00%	21.00%		
33						
34						
35	Revenue Sensitive Taxes Charges					
36			Rate	Taxes		
37	B & O Tax		1.500%	14,221		
38	WUTC Fee		0.510%	4,835		
39	City Tax		0.000%	-		
40	Bad Debts		0.146%	1,384		
41	Revenue Sensitive		2.156%	20,440		
42						
43	Conversion Factor		89.09%			

Line No.	(a)	(b)	(c)	(b) + (c)	(e)	(d) + (e)
				Historical		Revenue Change
1	Operating Revenue	21,260,137	501,064	21,761,201	12,095	21,773,295
2	Operating Expenses	19,905,405		19,905,405	12,095	19,917,500
3	Operating Income	1,354,731		1,855,795		\$1,855,795
4						
5	Interest Expense	125,203		125,203		125,203
6	Income Tax Expense	258,201	105,223	363,424		363,424
7						
8	Net Income	971,327		1,367,168		1,367,168
9						
10	Operating Ratio	93.63%		91.47%		91.48%
11						
12	Revenue Requirement					
13		Historical Revenue	21,260,137		Revenue Increase before taxes	501,064
14		Rate Increase	513,159	2.41%	Rev Sensitive Taxes	12,095
15		Revenue Requirement	21,773,295		Rate Increase	513,159
16			466,242	2.19%		
17						
18	Capitl Structure Financing Investment					
19		<u>Type</u>	<u>Percent</u>	<u>Amount</u>	<u>Cost of Capital</u>	<u>Financing Cost Weighted</u>
20		Equity	60.00%	5,907,286	23.14%	13.89%
21		Debt	40.00%	3,938,191	3.18%	1.27%
22		Total	100.00%	9,845,476		15.16%
23						Amount
24						
25	Operating Statistics					
26				Before	After	
27				Income Tax	Income Tax	
28						
29						
30						
31						
32						
33						
34						
35	Revenue Sensitive Taxes Charges					
36				Rate	Taxes	
37						
38						
39						
40						
41						
42						
43						

Line No.	(a)	(b)	(c)	(b) + (c)	(e)	(d) + (e)
				Historical		Revenue Change
1	Operating Revenue	4,684,754	315,144	4,999,898	7,731	5,007,629
2	Operating Expenses	4,501,208		4,501,208	7,731	4,508,939
3	Operating Income	183,546		498,690		\$498,690
4						
5	Interest Expense	37,503		37,503		37,503
6	Income Tax Expense	30,669	66,180	96,849		96,849
7						
8	Net Income	115,374		364,338		364,338
9						
10	Operating Ratio	96.08%		90.03%		90.04%
11						
12	Revenue Requirement					
13		Historical Revenue	4,684,754		Revenue Increase before taxes	315,144
14		Rate Increase	322,875	6.89%	Rev Sensitive Taxes	7,731
15		Revenue Requirement	5,007,629		Rate Increase	322,875
16			296,377	6.33%		
17						
18	Capitl Structure Financing Investment					
19		<u>Type</u>	<u>Percent</u>	<u>Amount</u>	<u>Cost of Capital</u>	<u>Financing Cost</u>
20		Equity	60.00%	1,769,446	20.59%	<u>Weighted</u>
21		Debt	40.00%	1,179,630	3.18%	<u>Amount</u>
22		Total	100.00%	2,949,076		13.63%
23						401,841
24						
25	<u>Operating Statistics</u>			<u>Before</u>	<u>After</u>	
26				<u>Income Tax</u>	<u>Income Tax</u>	
27		Return on Investment		16.91%	13.63%	
28		Return on Equity		26.06%	20.59%	
29		Operating Ratio		90.03%	90.04%	
30		Profit Margin		9.97%	9.97%	
31		Final turnover		1.70	1.70	
32		Tax Rate		21.00%	21.00%	
33						
34						
35	<u>Revenue Sensitive Taxes Charges</u>					
36				<u>Rate</u>	<u>Taxes</u>	
37		B & O Tax		1.500%	5,379	
38		WUTC Fee		0.510%	1,829	
39		City Tax		0.000%	-	
40		Bad Debts		0.146%	524	
41		Revenue Sensitive		2.156%	7,731	
42						
43		Conversion Factor		87.89%		

Line No.	(a)	(b)	(c)	(b) + (c)	(e)	(d) + (e)
				Historical		Revenue Change
1	Operating Revenue	1,845,685	23,890	1,869,575	573	1,870,148
2	Operating Expenses	1,720,319		1,720,319	573	1,720,893
3	Operating Income	125,366		149,256		\$149,256
4						
5	Interest Expense	9,633		9,633		9,633
6	Income Tax Expense	24,304	5,017	29,321		29,321
7						
8	Net Income	91,429		110,302		110,302
9						
10	Operating Ratio	93.21%		92.02%		92.02%
11						
12	Revenue Requirement					
13		Historical Revenue	1,845,685		Revenue Increase before taxes	23,890
14		Rate Increase	24,463	1.33%	Rev Sensitive Taxes	573
15		Revenue Requirement	1,870,148		Rate Increase	24,463
16						
17						
18	Capitl Structure Financing Investment					
19		<u>Type</u>	<u>Percent</u>	<u>Amount</u>	<u>Cost of Capital</u>	<u>Financing Cost</u>
20		Equity	60.00%	454,500	24.27%	<u>Weighted</u>
21		Debt	40.00%	303,000	3.18%	<u>Amount</u>
22		Total	100.00%	757,499		15.83%
23						119,935
24						
25	Operating Statistics					
26				Before	After	
27				Income Tax	Income Tax	
28						
29				19.70%	15.83%	
30				30.72%	24.27%	
31				92.02%	92.02%	
32				7.98%	7.98%	
33				2.47	2.47	
34				21.00%	21.00%	
35	Revenue Sensitive Taxes Charges					
36				Rate	Taxes	
37						
38				1.500%	399	
39				0.510%	136	
40				0.000%	-	
41				0.146%	39	
42				2.156%	573	
43						
				89.86%		

Journal Entry Query Tool
v.4.6

NOTE: Ctrl+Shift+J to pull data

Date Range:	Other Criteria
From: 2018-05	Dist2183, 2184, 2185
To: 2019-04	Vendor Code:
	Acc 59341
	Amount From:
	Sys
	Amount To:
	Posting: All
	Sub

Total of Entries: 41,642.30 0.00 *pstd: P = Posted, U = Unposted, S = Staged, C:0 = I/C Unposted, -1 = Hanging out there.
 Num of Entries Shown: 32 32 *records limit: 10000

Full Account	Date	Amount USD	Amount CAD	Nat Currency	Journal Control Num	Pstd*	Journal Description	User	R/Type	Ven One Time V	Further Description	Claimant	Description	Date
59341-2183-000-00	8/31/2018	(6,731.00)	0.00	USD	JRNLW A00378363	P	Aug 10th Insurance Entry	HeatherWe	O/JE IC		Auto NI claim 55564956674987	MUSSON,WILLIAM	IV MADE A LEFT TURN AND HIT OV	01/06/2018
59341-2184-000-00	8/30/2018	(1,250.00)	0.00	USD	JRNLW A00375189	P	June 11th Insurance Entry	AlexandraP	O/JE IC		Auto NI claim 55564956970491	HUME,TINA M	IV WAS HIT BY THE OV GOING AROUND A ROUNDABOUT	03/09/2018
59341-2184-000-00	8/31/2018	17,620.00	0.00	USD	JRNLW A00378363	P	Aug 10th Insurance Entry	HeatherWe	O/JE IC		Auto NI claim 55564956970491	HUME,TINA M	IV WAS HIT BY THE OV GOING AROUND A ROUNDABOUT	03/09/2018
59341-2184-000-00	11/30/2018	500.00	0.00	USD	JRNLW A00382985	P	Nov 9th Insurance Entry	AlexandraP	O/JE IC		Auto NI claim 55564956970491	HUME,TINA M	IV WAS HIT BY THE OV GOING AROUND A ROUNDABOUT	03/09/2018
59341-2183-000-00	7/31/2018	5,000.00	0.00	USD	JRNLW A00376862	P	July 11th Insurance Entry	HeatherWe	O/JE IC		Auto NI claim 5556495716000X	PUGET SOUND ENERGY	IV STRUCK LIGHT POLE	04/10/2018
59341-2183-000-00	9/30/2018	103.52	0.00	USD	JRNLW A00379827	P	Sept 10th Insurance Entry	AlexandraP	O/JE IC		Auto NI claim 5556495716000X	PUGET SOUND ENERGY	IV STRUCK LIGHT POLE	04/10/2018
59341-2183-000-00	6/30/2018	(431.33)	0.00	USD	JRNLW A00375189	P	June 11th Insurance Entry	AlexandraP	O/JE IC		Auto NI claim 55564957195683	FABREGAS,YVETTE	IV SIDESWIPE OV THAT WAS PARKED	04/16/2018
59341-2183-000-00	10/31/2018	110.13	0.00	USD	JRNLW A00381452	P	Oct 10th Insurance Entry	HelenaK	O/JE IC		Auto NI claim 55564957195683	FABREGAS,YVETTE	IV SIDESWIPE OV THAT WAS PARKED	04/16/2018
59341-2183-000-00	7/31/2018	1,250.00	0.00	USD	JRNLW A00376862	P	July 11th Insurance Entry	HeatherWe	O/JE IC		Auto NI claim 55564957595522	RIVERA,JOSE	IV STRUCK A PARKED VEHICLE	06/18/2018
59341-2183-000-00	8/31/2018	3,647.78	0.00	USD	JRNLW A00378363	P	Aug 10th Insurance Entry	HeatherWe	O/JE IC		Auto NI claim 55564957595522	RIVERA,JOSE	IV STRUCK A PARKED VEHICLE	06/18/2018
59341-2183-000-00	9/30/2018	35.00	0.00	USD	JRNLW A00379827	P	Sept 10th Insurance Entry	AlexandraP	O/JE IC		Auto NI claim 55564957595522	RIVERA,JOSE	IV STRUCK A PARKED VEHICLE	06/18/2018
59341-2183-000-00	7/31/2018	3,250.00	0.00	USD	JRNLW A00376862	P	July 11th Insurance Entry	HeatherWe	O/JE IC		Auto NI claim 55564957655417	OLIVIERI,ANNA	IV STRUCK A PARKED VEHICLE	06/27/2018
59341-2183-000-00	8/31/2018	1,500.00	0.00	USD	JRNLW A00378363	P	Aug 10th Insurance Entry	HeatherWe	O/JE IC		Auto NI claim 55564957655417	OLIVIERI,ANNA	IV STRUCK A PARKED VEHICLE	06/27/2018
59341-2183-000-00	9/30/2018	2,267.20	0.00	USD	JRNLW A00379827	P	Sept 10th Insurance Entry	AlexandraP	O/JE IC		Auto NI claim 55564957655417	OLIVIERI,ANNA	IV STRUCK A PARKED VEHICLE	06/27/2018
59341-2185-000-00	8/31/2018	1,250.00	0.00	USD	JRNLW A00378363	P	Aug 10th Insurance Entry	HeatherWe	O/JE IC		Auto NI claim 55564957933805	WESTBY,TYSON D.	IV WAS STRUCK BY OV	08/07/2018
59341-2185-000-00	9/30/2018	(1,250.00)	0.00	USD	JRNLW A00379827	P	Sept 10th Insurance Entry	AlexandraP	O/JE IC		Auto NI claim 55564957933805	WESTBY,TYSON D.	IV WAS STRUCK BY OV	08/07/2018
59341-2185-000-00	10/31/2018	16.00	0.00	USD	JRNLW A00381452	P	Oct 10th Insurance Entry	HelenaK	O/JE IC		Auto NI claim 55564957933805	WESTBY,TYSON D.	IV WAS STRUCK BY OV	08/07/2018
59341-2183-000-00	9/30/2018	1,250.00	0.00	USD	JRNLW A00379827	P	Sept 10th Insurance Entry	AlexandraP	O/JE IC		Auto NI claim 55564958143817	RAMSTAD,KIMBERLY	IV WAS STOPPED AT INTERSECTION.OV RAN LIGHT AND	09/07/2018
59341-2183-000-00	10/31/2018	1,250.00	0.00	USD	JRNLW A00381452	P	Oct 10th Insurance Entry	HelenaK	O/JE IC		Auto NI claim 55564958267094	YE QINYING	IV WAS REAR-ENDED BY OV.	09/25/2018
59341-2183-000-00	11/30/2018	(1,250.00)	0.00	USD	JRNLW A00382985	P	Nov 9th Insurance Entry	AlexandraP	O/JE IC		Auto NI claim 55564958267094	YE QINYING	IV WAS REAR-ENDED BY OV.	09/25/2018
59341-2183-000-00	12/31/2018	2,250.00	0.00	USD	JRNLW A00384427	P	Dec 10th Insurance Entry	HeatherWe	O/JE IC		Auto NI claim 55564958667263	HUME,TINA M	IV WAS HIT BY THE OV GOING AROUND A ROUNDABOUT	03/09/2018
59341-2183-000-00	2/28/2019	1,250.00	0.00	USD	JRNLW A00388208	P	Feb Ins Claim Entry	AlexandraP	O/JE IC		Auto NI claim 55564959008582	HORVATH,RYAN	IV REAR ENDED OV	01/24/2019
59341-2183-000-00	3/31/2019	5,000.00	0.00	USD	JRNLW A00389185	P	March Ins Claim Entry	HelenaK	O/JE IC		Auto NI claim 55564959008582	HORVATH,RYAN	IV REAR ENDED OV	01/24/2019
59341-2183-000-00	2/28/2019	1,250.00	0.00	USD	JRNLW A00388208	P	Feb Ins Claim Entry	AlexandraP	O/JE IC		Auto NI claim 55564959072778	MALANCHUK,TIMOFEY T	CLAIMANT HIT REAR-END / INSD STOPPED	02/04/2019
59341-2183-000-00	3/31/2019	(1,250.00)	0.00	USD	JRNLW A00389185	P	March Ins Claim Entry	HelenaK	O/JE IC		Auto NI claim 55564959072778	MALANCHUK,TIMOFEY T	CLAIMANT HIT REAR-END / INSD STOPPED	02/04/2019
59341-2183-000-00	4/30/2019	5.00	0.00	USD	JRNLW A00390585	P	April 8th Insurance Entry	HelenaK	O/JE IC		Auto NI claim 55564959072778	MALANCHUK,TIMOFEY T	CLAIMANT HIT REAR-END / INSD STOPPED	02/04/2019
59341-2183-000-00	2/28/2019	1,250.00	0.00	USD	JRNLW A00388208	P	Feb Ins Claim Entry	AlexandraP	O/JE IC		Auto NI claim 55564959073086	ZIMMERMAN,BRANDON L	THE PARKED AND UNOCCUPIED IV WAS REAR ENDED BY	02/04/2019
59341-2183-000-00	3/31/2019	1,250.00	0.00	USD	JRNLW A00389185	P	March Ins Claim Entry	HelenaK	O/JE IC		Auto NI claim 55564959243146	CORNETT,DEBORAH	IV DROVE AROUND IN DRIVEWAY AND HIT THE PAD AND	02/21/2019
59341-2183-000-00	3/31/2019	1,250.00	0.00	USD	JRNLW A00389185	P	March Ins Claim Entry	HelenaK	O/JE IC		Auto NI claim 55564959245775	NELSON,TONYA	DISCONNECTED	02/28/2019
59341-2183-000-00	4/30/2019	1,250.00	0.00	USD	JRNLW A00390585	P	April 8th Insurance Entry	HelenaK	O/JE IC		Auto NI claim 55564959466666	URNES,ROBERT W.	IV STRUCK OV	04/04/2019
59341-2183-000-00	8/31/2018	1,250.00	0.00	USD	JRNLW A00378363	P	Aug 10th Insurance Entry	HeatherWe	O/JE IC		Auto NI claim 5556517466124X	KATZIDASKI,EMALIA	IV WAS STOPPED AND OV BACK INTO IV	08/01/2018
59341-2183-000-00	9/30/2018	(1,250.00)	0.00	USD	JRNLW A00379827	P	Sept 10th Insurance Entry	AlexandraP	O/JE IC		Auto NI claim 5556517466124X	KATZIDASKI,EMALIA	IV WAS STOPPED AND OV BACK INTO IV	08/01/2018

End of List

Full Account	59341-2183-000-00	Sum of Amount USD	Sum of Amount USD
Row Labels			
Auto NI claim 55564956674987		(6,731.00)	(6,731.00)
Rural		(6,731.00)	(6,731.00)
regulated		(6,731.00)	(6,731.00)
Auto NI claim 5556495716000X		5,103.52	5,103.52
Pacific		5,000.00	5,000.00
regulated		5,000.00	5,000.00
(blank)		103.52	103.52
(blank)		103.52	103.52
Auto NI claim 55564957195683		(321.20)	(321.20)
Rural		(431.33)	(431.33)
regulated		(431.33)	(431.33)
(blank)		110.13	110.13
(blank)		110.13	110.13
Auto NI claim 55564957595522		4,932.78	4,932.78
Pacific		1,250.00	1,250.00
regulated		1,250.00	1,250.00
(blank)		3,682.78	3,682.78
(blank)		3,682.78	3,682.78
Auto NI claim 55564957655417		7,017.20	7,017.20
Pacific		3,250.00	3,250.00
regulated		3,250.00	3,250.00
(blank)		3,767.20	3,767.20
(blank)		3,767.20	3,767.20
Auto NI claim 55564958143817		1,250.00	1,250.00
Pacific		1,250.00	1,250.00
regulated		1,250.00	1,250.00
Auto NI claim 55564958267094		-	-
Pacific		1,250.00	1,250.00
Roll-off Reg		1,250.00	1,250.00
(blank)		(1,250.00)	(1,250.00)
(blank)		(1,250.00)	(1,250.00)
Auto NI claim 55564958667263		2,250.00	2,250.00
Pacific		2,250.00	2,250.00
non-reg		2,250.00	2,250.00
Auto NI claim 55564959008582		6,250.00	6,250.00
Pacific		1,250.00	1,250.00
regulated		1,250.00	1,250.00
(blank)		5,000.00	5,000.00
(blank)		5,000.00	5,000.00
Auto NI claim 55564959072778		5.00	5.00
Pacific		1,250.00	1,250.00
Regulated		1,250.00	1,250.00
(blank)		(1,245.00)	(1,245.00)
(blank)		(1,245.00)	(1,245.00)
Auto NI claim 55564959073086		1,250.00	1,250.00
Pacific		1,250.00	1,250.00
Regulated		1,250.00	1,250.00
Auto NI claim 55564959243146		1,250.00	1,250.00
Pacific		1,250.00	1,250.00
Regulated		1,250.00	1,250.00
Auto NI claim 55564959245775		1,250.00	1,250.00
Pacific		1,250.00	1,250.00
Roll-off regulated		1,250.00	1,250.00
Auto NI claim 55564959466666		1,250.00	1,250.00
Pacific		1,250.00	1,250.00
Roll-off regulated		1,250.00	1,250.00
Auto NI claim 5556517466124X		-	-
Pacific		1,250.00	1,250.00
Regulated		1,250.00	1,250.00
(blank)		(1,250.00)	(1,250.00)
(blank)		(1,250.00)	(1,250.00)
Grand Total		24,756.30	24,756.30

Journal Entry Query Tool

v.4.6

NOTE: Ctrl+Shift+J to pull data

Date Range:
 From: 2018-05
 To: 2019-04

Other Criteria
 Dist: 2183, 2184, 2185
 Acc: 59341
 Sys
 Sub
 Vendor Code:
 Amount From:
 Amount To:
 Posting: All

Total of Entries: 41,642.30 0.00 *pstcd: P = Posted, U = Unposted, S = Staged, C:0 = I/C Unposted, -1 = Hanging out there.
Num of Entries Shown: 32 32 *records limit: 10000

Full Account	Date	Amount USD	Amount CAD	Nat Currency	Journal Control Num	Pstcd*	Journal Description	User	R/Type	Ven One Time V	Further Description	Claimant	Description	Date
59341-2183-000-00	8/31/2018	(6,731.00)	0.00	USD	JRNLWA00378363	P	Aug 10th Insurance Entry	HeatherWe	0/JE IC		Auto NI claim 55564956674987	MUSSON;WILLIAM	IV MADE A LEFT TURN AND HIT OV	01/06/2018

Pacific \$ -
 Comm Recycle \$ -
 Shred \$ -
 \$ -

Journal Entry Query Tool
v.4.6

NOTE: Ctrl+Shift+J to pull data

Date Range:
From: 2018-05
To: 2019-04

Other Criteria
Districts: 2183
Accts: 59342
System:
Subsystem:
Vendor Code:
Amount From:
Amount To:
Posting: All

Total of Entries: 37,555.63 0.00 *pstd: P = Posted, U = Unposted, S = Staged, C:0 = I/C Unposted, -1 = Hanging out there.
Num of Entries Shown: 9 9 *records limit: 10000

Full Account	Date	Amount USD	Amount CAD	Nat Currency	Journal Control Num	Pstd*	Journal Description	User	R/Type	Vendor Code	One Time Vendor	Further Description	Claimant	Description	Date
59342-2183-000-00	7/31/2018	250.00	0.00	USD	JRNLWA00376862	P	July 11th Insurance Entry	HeatherWe	0/JE IC			Auto NI claim 55564954596130	COWASHINGTON;THURSTON	IV BOOM STRUCK TRAFFIC SIGNAL	4/18/2017
59342-2183-000-00	10/31/2018	500.00	0.00	USD	JRNLWA00381452	P	Oct 10th Insurance Entry	HelenaK	0/JE IC			Auto NI claim 55564954596130			
59342-2183-000-00	12/31/2018	27,421.41	0.00	USD	JRNLWA00384427	P	Dec 10th Insurance Entry	HeatherWe	0/JE IC			Auto NI claim 55564954596130			
59342-2183-000-00	1/31/2019	189.00	0.00	USD	JRNLWA00386078	P	Jan 10th Insurance Entry	AlexandraP	0/JE IC			Auto NI claim 55564954596130			
59342-2183-000-00	2/28/2019	1,680.00	0.00	USD	JRNLWA00388208	P	Feb Ins Claim Entry	AlexandraP	0/JE IC			Auto NI claim 55564954596130			
59342-2183-000-00	1/31/2019	(1,234.00)	0.00	USD	JRNLWA00386078	P	Jan 10th Insurance Entry	AlexandraP	0/JE IC			Auto NI claim 55564958143817	RAMSTAD;KIMBERLY	IV WAS STOPPED AT INTERSECTION.OV RAN LIGHT AND TBNED IV	09/07/2018
59342-2183-000-00	2/28/2019	7,000.00	0.00	USD	JRNLWA00388208	P	Feb Ins Claim Entry	AlexandraP	0/JE IC			Auto NI claim 55564958667263			
59342-2183-000-00	4/30/2019	1,740.72	0.00	USD	JRNLWA00390585	P	April 8th Insurance Entry	HelenaK	0/JE IC			Auto NI claim 55564958667263	HUME;TINA M	IV WAS HIT BY THE OV GOING AROUND A ROUNDABOUT	03/09/2018
59342-2183-000-00	3/31/2019	8.50	0.00	USD	JRNLWA00389185	P	March Ins Claim Entry	HelenaK	0/JE IC			Auto NI claim 5556495879075X	PAVLETICH;MITCHELL S.	IV WAS REAR-ENDED BY OV	12/17/2018

End of List

Journal Entry Query Tool
v.4.6

NOTE: Ctrl+Shift+J to pull data

		Date Range:		Other Criteria											
		From: 2018-05		Districts:	2183		Vendor Code:								
		To: 2019-04		Accts:	60225		Amount From:								
				System:			Amount To:								
				Subsystem:			Posting:			All					
Total of Entries:		8,437.25	0.00	*psid: P = Posted, U = Unposted, S = Staged, C:0 = I/C Unposted, -1 = Hanging out there.											
Num of Entries Shown:		51	51	*records limit: 10000											
Full Account	Date	Amount USD	Amount CAD	Nat Currency	Journal Control Num	Pstcd*	Journal Description	User	R/Type	Vendor Code	One Time Vendor	Further Description	Date Doc	Doc Desc	Doc Ctrl Num
60225-2183-000-00	5/14/2018	3,543.50	0.00	USD	JRNLWA00373488	P	From Voucher Posting.	RosemaryS	0/J/E IC	VUS000014261		RECOLLECT SYSTEMS INC	4/30/18	Quarterly ReCollect Bill	1835
60225-2183-000-00	5/31/2018	(3,543.50)	0.00	USD	JRNLWA00373291	P	Opex 12 - S LeMay PO Log accru	AlexandraP	0/J/E IC			VUS000014261; PO 01848: RECOLLECT SYSTEM			
60225-2183-000-00	5/31/2018	(150.00)	0.00	USD	JRNLWA00373292	P	OPEX13 - Pcard Accrual	AlexandraP	0/J/E IC			PNW PRODUCTIONS-JEFF HARWOOD			
60225-2183-000-00	5/31/2018	150.00	0.00	USD	JRNLWA00373884	P	Western Region PCard Activity	HelenaK	0/J/E IC			PNW PRODUCTIONS-JEFF HARWOOD			
60225-2183-000-00	5/31/2018	150.00	0.00	USD	JRNLWA00374690	P	Opex 12 - S LeMay PO Log accru	AlexandraP	0/J/E IC			PCARD: PO 02167: PNW Company; PCard: Mon			
60225-2183-000-00	5/31/2018	150.00	0.00	USD	JRNLWA00374690	P	Opex 12 - S LeMay PO Log accru	AlexandraP	0/J/E IC			PCARD: PO 02492: PNW Company; PCard: Mon			
60225-2183-000-00	6/30/2018	(150.00)	0.00	USD	JRNLWA00374765	P	Opex 12 - S LeMay PO Log accru	AlexandraP	0/J/E IC			PCARD: PO 02167: PNW Company; PCard: Mon			
60225-2183-000-00	6/30/2018	(150.00)	0.00	USD	JRNLWA00374765	P	Opex 12 - S LeMay PO Log accru	AlexandraP	0/J/E IC			PCARD: PO 02492: PNW Company; PCard: Mon			
60225-2183-000-00	6/30/2018	150.00	0.00	USD	JRNLWA00375434	P	June PCard Activity - Western	HeatherWe	0/J/E IC			PNW PRODUCTIONS-ARIN ROBERTSON			
60225-2183-000-00	6/30/2018	150.00	0.00	USD	JRNLWA00376180	P	OPEX13 - Pcard Accrual	AlexandraP	0/J/E IC			PNW PRODUCTIONS-JEFF HARWOOD			
60225-2183-000-00	7/25/2018	3,543.50	0.00	USD	JRNLWA00376750	P	From Voucher Posting.	MariaJ	0/J/E IC	VUS000014261		RECOLLECT SYSTEMS INC	7/1/18	Quarterly ReCollect Bill July - Sept 201	1836
60225-2183-000-00	7/31/2018	(150.00)	0.00	USD	JRNLWA00376331	P	OPEX13 - Pcard Accrual	AlexandraP	0/J/E IC			PNW PRODUCTIONS-JEFF HARWOOD			
60225-2183-000-00	7/31/2018	150.00	0.00	USD	JRNLWA00376944	P	July Pcard Activity - Western	AlexandraP	0/J/E IC			PNW PRODUCTIONS-JEFF HARWOOD			
60225-2183-000-00	7/31/2018	150.00	0.00	USD	JRNLWA00377696	P	Opex 12 - S LeMay PO Log accru	AlexandraP	0/J/E IC			PCARD: PO 03529: PNW Company; PCard: Mon			
60225-2183-000-00	7/31/2018	150.00	0.00	USD	JRNLWA00377696	P	Opex 12 - S LeMay PO Log accru	AlexandraP	0/J/E IC			PCARD: PO 03538: PNW Company; PCard: Mon			
60225-2183-000-00	8/31/2018	(150.00)	0.00	USD	JRNLWA00377742	P	Opex 12 - S LeMay PO Log accru	HelenaK	0/J/E IC			PCARD: PO 03529: PNW Company; PCard: Mon			
60225-2183-000-00	8/31/2018	(150.00)	0.00	USD	JRNLWA00377742	P	Opex 12 - S LeMay PO Log accru	HelenaK	0/J/E IC			PCARD: PO 03538: PNW Company; PCard: Mon			
60225-2183-000-00	8/31/2018	150.00	0.00	USD	JRNLWA00378512	P	Aug Pcard Activity - Western	HelenaK	0/J/E IC			PNW PRODUCTIONS-JEFF HARWOOD			
60225-2183-000-00	8/31/2018	150.00	0.00	USD	JRNLWA00378512	P	Aug Pcard Activity - Western	HelenaK	0/J/E IC			PNW PRODUCTIONS-JEFF HARWOOD			
60225-2183-000-00	8/31/2018	750.00	0.00	USD	JRNLWA00378512	P	Aug Pcard Activity - Western	HelenaK	0/J/E IC			DUCKS UNLIMITED CYBERCAS-JEFF HARWOOD			
60225-2183-000-00	8/31/2018	150.00	0.00	USD	JRNLWA00379259	P	Opex 12 - S LeMay PO Log accru	AlexandraP	0/J/E IC			PCARD: PO 03968: PNW Company; PCard: Mon			
60225-2183-000-00	9/30/2018	(150.00)	0.00	USD	JRNLWA00379348	P	Opex 12 - S LeMay PO Log accru	AlexandraP	0/J/E IC			PCARD: PO 03968: PNW Company; PCard: Mon			
60225-2183-000-00	9/30/2018	150.00	0.00	USD	JRNLWA00380086	P	Western PCard Activity - Septe	AlexandraP	0/J/E IC			PNW PRODUCTIONS-JEFF HARWOOD			
60225-2183-000-00	9/30/2018	150.00	0.00	USD	JRNLWA00380840	P	Opex 12 - S LeMay PO Log accru	AlexandraP	0/J/E IC			PO 04387: PNW Company; PCard: Monthly Ma			
60225-2183-000-00	10/31/2018	150.00	0.00	USD		S	Western PCard Activity - October	JenniferB				PNW PRODUCTIONS-JEFF HARWOOD			JE22
60225-2183-000-00	10/31/2018	(150.00)	0.00	USD	JRNLWA00380934	P	Opex 12 - S LeMay PO Log accru	HelenaK	0/J/E IC			PO 04387: PNW Company; PCard: Monthly Ma			
60225-2183-000-00	10/31/2018	150.00	0.00	USD	JRNLWA00381684	P	Western PCard Activity - Octob	AlexandraP	0/J/E IC			PNW PRODUCTIONS-JEFF HARWOOD			
60225-2183-000-00	10/31/2018	3,543.50	0.00	USD	JRNLWA00382292	P	PO Log Accrual	AlexandraP	0/J/E IC			PO 05002: RECOLLECT SYSTEMS INC: CHECK:			
60225-2183-000-00	11/30/2018	(3,543.50)	0.00	USD	JRNLWA00382302	P	PO Log Accrual	AlexandraP	0/J/E IC			PO 05002: RECOLLECT SYSTEMS INC: CHECK:			
60225-2183-000-00	11/30/2018	656.25	0.00	USD	JRNLWA00383878	P	PO Log Accrual	AlexandraP	0/J/E IC	VUS000014261		VUS000014261; PO 05002: RECOLLECT SYSTEM	12/3/18	Quarterly ReCollect Bill Oct - Dec 2018	2137
60225-2183-000-00	12/13/2018	656.25	0.00	USD	JRNLWA00384218	P	From Voucher Posting.	JudyA	0/J/E IC			RECOLLECT SYSTEMS INC			
60225-2183-000-00	12/31/2018	(656.25)	0.00	USD	JRNLWA00383964	P	PO Log Accrual	AlexandraP	0/J/E IC			VUS000014261; PO 05002: RECOLLECT SYSTEM			
60225-2183-000-00	12/31/2018	150.00	0.00	USD	JRNLWA00384600	P	Western PCard Activity - Dec	HelenaK	0/J/E IC			PNW PRODUCTIONS-JEFF HARWOOD			
60225-2183-000-00	12/31/2018	150.00	0.00	USD	JRNLWA00384600	P	Western PCard Activity - Dec	HelenaK	0/J/E IC			PNW PRODUCTIONS-JEFF HARWOOD			
60225-2183-000-00	12/31/2018	225.00	0.00	USD	JRNLWA00385314	P	PO Log Accrual	AlexandraP	0/J/E IC			PCARD: PO 00045: PNW Company; PCard: Mon			
60225-2183-000-00	1/16/2019	656.25	0.00	USD	JRNLWA00385849	P	From Voucher Posting.	JudyA	0/J/E IC	VUS000014261		RECOLLECT SYSTEMS INC	1/1/19	Quarterly ReCollect Bill Jan - March 20	2180
60225-2183-000-00	1/31/2019	(225.00)	0.00	USD	JRNLWA00385403	P	PO Log Accrual	AlexandraP	0/J/E IC			PCARD: PO 00045: PNW Company; PCard: Mon			
60225-2183-000-00	1/31/2019	225.00	0.00	USD	JRNLWA00386265	P	Western PCard Activity - Jan	AlexandraP	0/J/E IC			PNW PRODUCTIONS-JEFF HARWOOD			
60225-2183-000-00	1/31/2019	150.00	0.00	USD	JRNLWA00386968	P	PO Log Accrual	AlexandraP	0/J/E IC			PCARD: PO 00683: PNW Company; PCard: Mon			
60225-2183-000-00	2/28/2019	(150.00)	0.00	USD	JRNLWA00387078	P	PO Log Accrual	AlexandraP	0/J/E IC			PCARD: PO 00683: PNW Company; PCard: Mon			
60225-2183-000-00	2/28/2019	150.00	0.00	USD	JRNLWA00387734	P	Western PCard Activity - Feb	AlexandraP	0/J/E IC			PNW PRODUCTIONS-ARIN ROBERTSON			
60225-2183-000-00	3/31/2019	150.00	0.00	USD	JRNLWA00389929	P	PO Log Accrual	HelenaK	0/J/E IC			PCARD: PO 01529: PNW Company; PCard: Mon			
60225-2183-000-00	3/31/2019	150.00	0.00	USD	JRNLWA00389930	P	OPEX13 - Pcard Accrual	HelenaK	0/J/E IC			PNW PRODUCTIONS-JEFF HARWOOD			
60225-2183-000-00	4/30/2019	(150.00)	0.00	USD	JRNLWA00390016	P	PO Log Accrual	AlexandraP	0/J/E IC			PCARD: PO 01529: PNW Company; PCard: Mon			
60225-2183-000-00	4/30/2019	(150.00)	0.00	USD	JRNLWA00390017	P	OPEX13 - Pcard Accrual	AlexandraP	0/J/E IC			PNW PRODUCTIONS-JEFF HARWOOD			
60225-2183-000-00	4/30/2019	150.00	0.00	USD	JRNLWA00390650	P	Western Pcard Activity - April	HelenaK	0/J/E IC			PNW PRODUCTIONS-JEFF HARWOOD			
60225-2183-000-00	4/30/2019	150.00	0.00	USD	JRNLWA00390650	P	Western Pcard Activity - April	HelenaK	0/J/E IC			PNW PRODUCTIONS-JEFF HARWOOD			
60225-2183-000-00	4/30/2019	150.00	0.00	USD	JRNLWA00391034	P	PO Log Accrual	HelenaK	0/J/E IC			PCARD: PO 02064: PNW Company; PCard: Mon			
60225-2183-000-00	4/30/2019	(150.00)	0.00	USD	JRNLWA00391147	P	PO Log Accrual	AlexandraP	0/J/E IC			PCARD: PO 02064: PNW Company; PCard: Mon			
60225-2183-000-00	4/30/2019	656.25	0.00	USD	JRNLWA00391430	P	PO Log Accrual	HelenaK	0/J/E IC			VUS000014261; PO 01700: RECOLLECT SYSTEM			
60225-2183-000-00	4/30/2019	150.00	0.00	USD	JRNLWA00391430	P	PO Log Accrual	HelenaK	0/J/E IC			PCARD: PO 02064: PNW Company; PCard: Mon			

End of List

Row Labels	Sum of Amount USD	Pasted Values
RECOLLECT SYSTEMS INC	\$ 8,399.50	\$ 8,399.50
VUS000014261: PO 01848: RECOLLECT SYSTEM	\$ (3,543.50)	\$ (3,543.50)
PNW PRODUCTIONS-JEFF HARWOOD	\$ 1,725.00	\$ 1,725.00 Unreg
PCARD: PO 02167: PNW Company; PCard: Mon	\$ -	\$ -
PCARD: PO 02492: PNW Company; PCard: Mon	\$ -	\$ -
PNW PRODUCTIONS-ARIN ROBERTSON	\$ 300.00	\$ 300.00 Unreg
PCARD: PO 03529: PNW Company; PCard: Mon	\$ -	\$ -
PCARD: PO 03538: PNW Company; PCard: Mon	\$ -	\$ -
DUCKS UNLIMITED CYBERCAS-JEFF HARWOOD	\$ 750.00	\$ 750.00 Unreg
PCARD: PO 03968: PNW Company; PCard: Mon	\$ -	\$ -
PO 04387: PNW Company; PCard: Monthly Ma	\$ -	\$ -
PO 05002: RECOLLECT SYSTEMS INC: CHECK:	\$ -	\$ -
VUS000014261: PO 05002: RECOLLECT SYSTEM	\$ -	\$ -
PCARD: PO 00045: PNW Company; PCard: Mon	\$ -	\$ -
PCARD: PO 00683: PNW Company; PCard: Mon	\$ -	\$ -
PCARD: PO 01529: PNW Company; PCard: Mon	\$ -	\$ -
PCARD: PO 02064: PNW Company; PCard: Mon	\$ 150.00	\$ 150.00 Unreg - Not posted
VUS000014261: PO 01700: RECOLLECT SYSTEM	\$ 656.25	\$ 656.25
Grand Total	\$ 8,437.25	\$ 8,437.25
Unallowable	\$ 2,775.00	

Journal Entry Query Tool
v.4.6

NOTE: Ctrl+Shift+J to pull data

Date Range:										Other Criteria						
From: 2018-05										Districts:	2183	Vendor Code:				
To: 2019-04										Accts:	70095	Amount From:				
										System:		Amount To:				
										Subsystem:		Posting:		All		
Total of Entries:		95,021.73	0.00	*pst: P = Posted, U = Unposted, S = Staged, C:0 = I/C Unposted, -1 = Hanging out there.												
Num of Entries Shown:		414		*records limit: 10000												
Full Account	Date	Amount USD	Amount CAD	Nat	Currency	Journal Control Num	Pstcd*	Journal Description	User	R/Type	Vendor Code	One Time Vendor	Further Description	Date Doc	Doc Desc	Doc Ctrl Num
70095-2183-000-00	5/3/2018	40.00	0.00	USD		JRNLWA00372600	P	From Voucher Posting.	RosemaryS	OJ/E IC	EUS000002915		EMMETT BROWN	4/30/18	April Mileage and Event Supplies	04/01-04/30/18
70095-2183-000-00	5/3/2018	40.00	0.00	USD		JRNLWA00372600	P	From Voucher Posting.	RosemaryS	OJ/E IC	EUS000002915		EMMETT BROWN	4/30/18	April Mileage and Event Supplies	04/01-04/30/18
70095-2183-000-00	5/3/2018	56.83	0.00	USD		JRNLWA00372600	P	From Voucher Posting.	RosemaryS	OJ/E IC	EUS000002915		EMMETT BROWN	4/30/18	April Mileage and Event Supplies	04/01-04/30/18
70095-2183-000-00	5/25/2018	84.78	0.00	USD		JRNLWA00373657	P	From Voucher Posting.	JeffS	OJ/E IC	VUS0000020407	PETTY CASH DISTRICT 2183	PETTY CASH DIST 2183	5/23/18	05232018 petty cash	5232018
70095-2183-000-00	5/31/2018	(40.00)	0.00	USD		JRNLWA00373291	P	Opex 12 - S LeMay PO Log accru	Alexandrap	OJ/E IC			EUS000002915: EMMETT BROWN: Gift Cards -			
70095-2183-000-00	5/31/2018	(40.00)	0.00	USD		JRNLWA00373291	P	Opex 12 - S LeMay PO Log accru	Alexandrap	OJ/E IC			EUS000002915: EMMETT BROWN: Gift Certifi			
70095-2183-000-00	5/31/2018	(56.83)	0.00	USD		JRNLWA00373291	P	Opex 12 - S LeMay PO Log accru	Alexandrap	OJ/E IC			EUS000002915: EMMETT BROWN: Give Aways -			
70095-2183-000-00	5/31/2018	(30.98)	0.00	USD		JRNLWA00373291	P	Opex 12 - S LeMay PO Log accru	Alexandrap	OJ/E IC			PCARD: PO 01947: Costco: PCard: Employee			
70095-2183-000-00	5/31/2018	(2,401.84)	0.00	USD		JRNLWA00373292	P	OPEX13 - Pcard Accrual	Alexandrap	OJ/E IC			ALDERBROOK RESORT-JEFF HARWOOD			
70095-2183-000-00	5/31/2018	(148.65)	0.00	USD		JRNLWA00373292	P	OPEX13 - Pcard Accrual	Alexandrap	OJ/E IC			TLF ARTISTRY IN FLOWERS-JEFF HARWOOD			
70095-2183-000-00	5/31/2018	(146.31)	0.00	USD		JRNLWA00373292	P	OPEX13 - Pcard Accrual	Alexandrap	OJ/E IC			TAQUERIA MI PUEBLO LLC-JEFF HARWOOD			
70095-2183-000-00	5/31/2018	57.61	0.00	USD		JRNLWA00373434	P	From Voucher Posting.	RosemaryS	OJ/E IC	VUS000011424		CORPORATE INCENTIVES INC	5/22/18	Controller Shirts	74019
70095-2183-000-00	5/31/2018	2,401.84	0.00	USD		JRNLWA00373884	P	Western Region PCard Activity	Helenak	OJ/E IC			ALDERBROOK RESORT-JEFF HARWOOD			
70095-2183-000-00	5/31/2018	148.65	0.00	USD		JRNLWA00373884	P	Western Region PCard Activity	Helenak	OJ/E IC			TLF ARTISTRY IN FLOWERS-JEFF HARWOOD			
70095-2183-000-00	5/31/2018	146.31	0.00	USD		JRNLWA00373884	P	Western Region PCard Activity	Helenak	OJ/E IC			TAQUERIA MI PUEBLO LLC-JEFF HARWOOD			
70095-2183-000-00	5/31/2018	30.98	0.00	USD		JRNLWA00373884	P	Western Region PCard Activity	Helenak	OJ/E IC			COSTCO WHSE #0740-JEFF HARWOOD			
70095-2183-000-00	5/31/2018	32.86	0.00	USD		JRNLWA00373884	P	Western Region PCard Activity	Helenak	OJ/E IC			WM SUPERCENTER #3531-ROB TYNDALL			
70095-2183-000-00	5/31/2018	8.76	0.00	USD		JRNLWA00373884	P	Western Region PCard Activity	Helenak	OJ/E IC			DOLLAR TREE-ROB TYNDALL			
70095-2183-000-00	5/31/2018	7.61	0.00	USD		JRNLWA00373884	P	Western Region PCard Activity	Helenak	OJ/E IC			PAYPAL GREETINGSIS-JEFF HARWOOD			
70095-2183-000-00	5/31/2018	2,818.24	0.00	USD		JRNLWA00374690	P	Opex 12 - S LeMay PO Log accru	Alexandrap	OJ/E IC			VUS000011131: PO 02075: RAY RICHARDS: Dr			
70095-2183-000-00	5/31/2018	96.38	0.00	USD		JRNLWA00374690	P	Opex 12 - S LeMay PO Log accru	Alexandrap	OJ/E IC			PCARD: PO 02438: Artistry In Flowers: PC			
70095-2183-000-00	5/31/2018	91.49	0.00	USD		JRNLWA00374691	P	OPEX13 - Pcard Accrual	Alexandrap	OJ/E IC			UBER EATS YYPG3-JEFF HARWOOD			
70095-2183-000-00	6/4/2018	1,250.00	0.00	USD		JRNLWA00375026	P	From Voucher Posting.	RosemaryS	OJ/E IC	VUS000015926		BOYS AND GIRLS CLUBS OF THURSTON COL	6/5/18	2018 Donation	2018 Donation
70095-2183-000-00	6/19/2018	2,818.24	0.00	USD		JRNLWA00375089	P	From Voucher Posting.	RosemaryS	OJ/E IC	VUS000011131		RAY RICHARDS	5/30/18	Drive Cam Hoodies and Management Hoodie 4534	
70095-2183-000-00	6/30/2018	(2,818.24)	0.00	USD		JRNLWA00374765	P	Opex 12 - S LeMay PO Log accru	Alexandrap	OJ/E IC			VUS000011131: PO 02075: RAY RICHARDS: Dr			
70095-2183-000-00	6/30/2018	(96.38)	0.00	USD		JRNLWA00374765	P	Opex 12 - S LeMay PO Log accru	Alexandrap	OJ/E IC			PCARD: PO 02438: Artistry In Flowers: PC			
70095-2183-000-00	6/30/2018	(91.49)	0.00	USD		JRNLWA00374766	P	OPEX13 - Pcard Accrual	Alexandrap	OJ/E IC			UBER EATS YYPG3-JEFF HARWOOD			
70095-2183-000-00	6/30/2018	91.49	0.00	USD		JRNLWA00375434	P	June PCard Activity - Western	HeatherWe	OJ/E IC			UBER EATS YYPG3-JEFF HARWOOD			
70095-2183-000-00	6/30/2018	96.38	0.00	USD		JRNLWA00375434	P	June PCard Activity - Western	HeatherWe	OJ/E IC			TLF ARTISTRY IN FLOWERS-ARIN ROBERTSON			
70095-2183-000-00	6/30/2018	28.15	0.00	USD		JRNLWA00375434	P	June PCard Activity - Western	HeatherWe	OJ/E IC			PANERA BREAD #202253-ARIN ROBERTSON			
70095-2183-000-00	6/30/2018	250.00	0.00	USD		JRNLWA00375434	P	June PCard Activity - Western	HeatherWe	OJ/E IC			AM CANCER SOC CV-JEFF HARWOOD			
70095-2183-000-00	6/30/2018	52.97	0.00	USD		JRNLWA00375434	P	June PCard Activity - Western	HeatherWe	OJ/E IC			SAFWAY #1173-JEFF HARWOOD			
70095-2183-000-00	6/30/2018	700.00	0.00	USD		JRNLWA00375434	P	June PCard Activity - Western	HeatherWe	OJ/E IC			SO CLOVER PARK ROT-JEFF HARWOOD			
70095-2183-000-00	6/30/2018	28.73	0.00	USD		JRNLWA00375434	P	June PCard Activity - Western	HeatherWe	OJ/E IC			SMART FOODSVC 52105483-ROB TYNDALL			
70095-2183-000-00	6/30/2018	7.60	0.00	USD		JRNLWA00375434	P	June PCard Activity - Western	HeatherWe	OJ/E IC			WM SUPERCENTER #3531-ROB TYNDALL			
70095-2183-000-00	6/30/2018	12.98	0.00	USD		JRNLWA00375434	P	June PCard Activity - Western	HeatherWe	OJ/E IC			WALGREENS #6917-JEFF HARWOOD			
70095-2183-000-00	6/30/2018	82.60	0.00	USD		JRNLWA00375434	P	June PCard Activity - Western	HeatherWe	OJ/E IC			PURPLETRAIL.COM-JEFF HARWOOD			
70095-2183-000-00	6/30/2018	23.66	0.00	USD		JRNLWA00375434	P	June PCard Activity - Western	HeatherWe	OJ/E IC			WALGREENS #6917-JEFF HARWOOD			
70095-2183-000-00	6/30/2018	6.47	0.00	USD		JRNLWA00375434	P	June PCard Activity - Western	HeatherWe	OJ/E IC			WAL-MART #3531-JEFF HARWOOD			
70095-2183-000-00	6/30/2018	12.94	0.00	USD		JRNLWA00375434	P	June PCard Activity - Western	HeatherWe	OJ/E IC			WAL-MART #3531-JEFF HARWOOD			
70095-2183-000-00	6/30/2018	77.49	0.00	USD		JRNLWA00375434	P	June PCard Activity - Western	HeatherWe	OJ/E IC			WAL-MART #3531-JEFF HARWOOD			
70095-2183-000-00	6/30/2018	34.76	0.00	USD		JRNLWA00375434	P	June PCard Activity - Western	HeatherWe	OJ/E IC			MICHAELS.COM-JEFF HARWOOD			
70095-2183-000-00	6/30/2018	18.70	0.00	USD		JRNLWA00375434	P	June PCard Activity - Western	HeatherWe	OJ/E IC			WALGREENS #6917-JEFF HARWOOD			
70095-2183-000-00	6/30/2018	9.49	0.00	USD		JRNLWA00375434	P	June PCard Activity - Western	HeatherWe	OJ/E IC			WALGREENS #6917-JEFF HARWOOD			
70095-2183-000-00	6/30/2018	322.10	0.00	USD		JRNLWA00375816	P	WD Exp Report 6/2018	Alexandrap	OJ/E IC			June WD ExpRpt - Laura Kapuscinski (1511			
70095-2183-000-00	6/30/2018	7,393.48	0.00	USD		JRNLWA00376179	P	PO Log and GL Adjustments	Alexandrap	OJ/E IC			Memorial			
70095-2183-000-00	6/30/2018	41.34	0.00	USD		JRNLWA00376180	P	OPEX13 - Pcard Accrual	Alexandrap	OJ/E IC			TAGS AWARDS& SPECIALTIES-JEFF HARWOOD			
70095-2183-000-00	6/30/2018	446.49	0.00	USD		JRNLWA00376180	P	OPEX13 - Pcard Accrual	Alexandrap	OJ/E IC			TLF ARTISTRY IN FLOWERS-JEFF HARWOOD			
70095-2183-000-00	6/30/2018	49.35	0.00	USD		JRNLWA00376180	P	OPEX13 - Pcard Accrual	Alexandrap	OJ/E IC			COSTCO WHSE #0740-JEFF HARWOOD			
70095-2183-000-00	6/30/2018	579.25	0.00	USD		JRNLWA00376180	P	OPEX13 - Pcard Accrual	Alexandrap	OJ/E IC			PAPA JOHN'S #2747-JEFF HARWOOD			
70095-2183-000-00	6/30/2018	138.42	0.00	USD		JRNLWA00376180	P	OPEX13 - Pcard Accrual	Alexandrap	OJ/E IC			SMART FOODSVC 52105483-ARIN ROBERTSON			
70095-2183-000-00	7/31/2018	(41.34)	0.00	USD		JRNLWA00376331	P	OPEX13 - Pcard Accrual	Alexandrap	OJ/E IC			TAGS AWARDS& SPECIALTIES-JEFF HARWOOD			
70095-2183-000-00	7/31/2018	(446.49)	0.00	USD		JRNLWA00376331	P	OPEX13 - Pcard Accrual	Alexandrap	OJ/E IC			TLF ARTISTRY IN FLOWERS-JEFF HARWOOD			
70095-2183-000-00	7/31/2018	(49.35)	0.00	USD		JRNLWA00376331	P	OPEX13 - Pcard Accrual	Alexandrap	OJ/E IC			COSTCO WHSE #0740-JEFF HARWOOD			
70095-2183-000-00	7/31/2018	(579.25)	0.00	USD		JRNLWA00376331	P	OPEX13 - Pcard Accrual	Alexandrap	OJ/E IC			PAPA JOHN'S #2747-JEFF HARWOOD			
70095-2183-000-00	7/31/2018	(138.42)	0.00	USD		JRNLWA00376331	P	OPEX13 - Pcard Accrual	Alexandrap	OJ/E IC			SMART FOODSVC 52105483-ARIN ROBERTSON			
70095-2183-000-00	7/31/2018	41.34	0.00	USD		JRNLWA00376944	P	July Pcard Activity - Western	Alexandrap	OJ/E IC			TAGS AWARDS& SPECIALTIES-JEFF HARWOOD			
70095-2183-000-00	7/31/2018	446.49	0.00	USD		JRNLWA00376944	P	July Pcard Activity - Western	Alexandrap	OJ/E IC			TLF ARTISTRY IN FLOWERS-JEFF HARWOOD			
70095-2183-000-00	7/31/2018	49.35	0.00	USD		JRNLWA00376944	P	July Pcard Activity - Western	Alexandrap	OJ/E IC			COSTCO WHSE #0740-JEFF HARWOOD			
70095-2183-000-00	7/31/2018	579.25	0.00	USD		JRNLWA00376944	P	July Pcard Activity - Western	Alexandrap	OJ/E IC			PAPA JOHN'S #2747-JEFF HARWOOD			
70095-2183-000-00	7/31/2018	138.42	0.00	USD		JRNLWA00376944	P	July Pcard Activity - Western	Alexandrap	OJ/E IC			SMART FOODSVC 52105483-ARIN ROBERTSON			
70095-2183-000-00	7/31/2018	41.36	0.00	USD		JRNLWA00376944	P	July Pcard Activity - Western	Alexandrap	OJ/E IC			THE HOME DEPOT #4742-ROB TYNDALL			
70095-2183-000-00	7/31/2018	205.56	0.00	USD		JRNLWA00376944	P	July Pcard Activity - Western	Alexandrap	OJ/E IC			SMART FOODSVC 52105483-ROB TYNDALL			
70095-2183-000-00	7/31/2018	88.33	0.00	USD		JRNLWA00376944	P	July Pcard Activity - Western	Alexandrap	OJ/E IC			WAL-MART #3531-ROB TYNDALL			
70095-2183-000-00	7/31/2018	12.95	0.00													

Journal Entry Query Tool
v.4.6

NOTE: Ctrl+Shift+J to pull data

Date Range:
From: 2018-05
To: 2019-04

Other Criteria
Districts: 2183
Accts: 70095
System:
Subsystem:
Vendor Code:
Amount From:
Amount To:
Posting: All

Total of Entries: 95,021.73 0.00 *psdt: P = Posted, U = Unposted, S = Staged, C:0 = I/C Unposted, -1 = Hanging out there.
Num of Entries Shown: 414 *records limit: 10000

Full Account	Date	Amount USD	Amount CAD	Nat Currency	Journal Control Num	Pstcd*	Journal Description	User	R/Type	Vendor Code	One Time Vendor	Further Description	Date Doc	Doc Desc	Doc Ctrl Num
70095-2183-000-00	5/3/2018	40.00	0.00	USD	JRNLWA00372600	P	From Voucher Posting.	RosemaryS	O/JE IC	EUS00002915		EMMETT BROWN	4/30/18	April Mileage and Event Supplies	04/01-04/30/18
70095-2183-000-00	9/30/2018	100.00	0.00	USD	JRNLWA00380086	P	Western PCard Activity - Septe	Alexandrap	O/JE IC			LINDQUIST DENTAL CLINIC--JEFF HARWOOD			
70095-2183-000-00	9/30/2018	72.10	0.00	USD	JRNLWA00380086	P	Western PCard Activity - Septe	Alexandrap	O/JE IC			PANERA BREAD #202253--JEFF HARWOOD			
70095-2183-000-00	9/30/2018	24,005.73	0.00	USD	JRNLWA00380821	P	PO Log and GL Adjustments	Alexandrap	O/JE IC			Company Party			
70095-2183-000-00	10/31/2018	250.00	0.00	USD		S	Western PCard Activity - October	JenniferB				WA SECRETARY OF STATE--JEFF HARWOOD			JE22
70095-2183-000-00	10/31/2018	500.00	0.00	USD		S	Western PCard Activity - October	JenniferB				FAMILY SUPPORT CENTER OF--JEFF HARWOOD			JE22
70095-2183-000-00	10/31/2018	18.99	0.00	USD		S	Western PCard Activity - October	JenniferB				COSTCO WHSE #0740--JEFF HARWOOD			JE22
70095-2183-000-00	10/31/2018	75.68	0.00	USD		S	Western PCard Activity - October	JenniferB				TLF ARTISTRY IN FLOWERS--JEFF HARWOOD			JE22
70095-2183-000-00	10/31/2018	87.12	0.00	USD		S	Western PCard Activity - October	JenniferB				TLF ARTISTRY IN FLOWERS--JEFF HARWOOD			JE22
70095-2183-000-00	10/31/2018	85.49	0.00	USD		S	Western PCard Activity - October	JenniferB				TLF ARTISTRY IN FLOWERS--JEFF HARWOOD			JE22
70095-2183-000-00	10/31/2018	83.38	0.00	USD		S	Western PCard Activity - October	JenniferB				UBER EATS 77SCM--JEFF HARWOOD			JE22
70095-2183-000-00	10/31/2018	143.50	0.00	USD		S	Western PCard Activity - October	JenniferB				PIZZA HUT #022733--JEFF HARWOOD			JE22
70095-2183-000-00	10/31/2018	156.26	0.00	USD		S	Western PCard Activity - October	JenniferB				PIZZA HUT #022733--JEFF HARWOOD			JE22
70095-2183-000-00	10/31/2018	130.46	0.00	USD		S	Western PCard Activity - October	JenniferB				PIZZA HUT #022733--JEFF HARWOOD			JE22
70095-2183-000-00	10/31/2018	32.02	0.00	USD		S	Western PCard Activity - October	JenniferB				RAM RESTAURANT LACEY--JEFF HARWOOD			JE22
70095-2183-000-00	10/31/2018	30.98	0.00	USD		S	Western PCard Activity - October	JenniferB				COSTCO WHSE #0740--JEFF HARWOOD			JE22
70095-2183-000-00	10/31/2018	46.81	0.00	USD		S	Western PCard Activity - October	JenniferB				MICHAELS STORES 8411--JEFF HARWOOD			JE22
70095-2183-000-00	10/31/2018	250.00	0.00	USD	JRNLWA00381684	P	Western PCard Activity - Octob	Alexandrap	O/JE IC			WA SECRETARY OF STATE--JEFF HARWOOD			
70095-2183-000-00	10/31/2018	500.00	0.00	USD	JRNLWA00381684	P	Western PCard Activity - Octob	Alexandrap	O/JE IC			FAMILY SUPPORT CENTER OF--JEFF HARWOOD			
70095-2183-000-00	10/31/2018	18.99	0.00	USD	JRNLWA00381684	P	Western PCard Activity - Octob	Alexandrap	O/JE IC			COSTCO WHSE #0740--JEFF HARWOOD			
70095-2183-000-00	10/31/2018	75.68	0.00	USD	JRNLWA00381684	P	Western PCard Activity - Octob	Alexandrap	O/JE IC			TLF ARTISTRY IN FLOWERS--JEFF HARWOOD			
70095-2183-000-00	10/31/2018	87.12	0.00	USD	JRNLWA00381684	P	Western PCard Activity - Octob	Alexandrap	O/JE IC			TLF ARTISTRY IN FLOWERS--JEFF HARWOOD			
70095-2183-000-00	10/31/2018	85.49	0.00	USD	JRNLWA00381684	P	Western PCard Activity - Octob	Alexandrap	O/JE IC			TLF ARTISTRY IN FLOWERS--JEFF HARWOOD			
70095-2183-000-00	10/31/2018	83.38	0.00	USD	JRNLWA00381684	P	Western PCard Activity - Octob	Alexandrap	O/JE IC			UBER EATS 77SCM--JEFF HARWOOD			
70095-2183-000-00	10/31/2018	143.50	0.00	USD	JRNLWA00381684	P	Western PCard Activity - Octob	Alexandrap	O/JE IC			PIZZA HUT #022733--JEFF HARWOOD			
70095-2183-000-00	10/31/2018	156.26	0.00	USD	JRNLWA00381684	P	Western PCard Activity - Octob	Alexandrap	O/JE IC			PIZZA HUT #022733--JEFF HARWOOD			
70095-2183-000-00	10/31/2018	130.46	0.00	USD	JRNLWA00381684	P	Western PCard Activity - Octob	Alexandrap	O/JE IC			PIZZA HUT #022733--JEFF HARWOOD			
70095-2183-000-00	10/31/2018	32.02	0.00	USD	JRNLWA00381684	P	Western PCard Activity - Octob	Alexandrap	O/JE IC			RAM RESTAURANT LACEY--JEFF HARWOOD			
70095-2183-000-00	10/31/2018	30.98	0.00	USD	JRNLWA00381684	P	Western PCard Activity - Octob	Alexandrap	O/JE IC			COSTCO WHSE #0740--JEFF HARWOOD			
70095-2183-000-00	10/31/2018	46.81	0.00	USD	JRNLWA00381684	P	Western PCard Activity - Octob	Alexandrap	O/JE IC			MICHAELS STORES 8411--JEFF HARWOOD			
70095-2183-000-00	10/31/2018	6.53	0.00	USD	JRNLWA00382214	P	OPEX13 - Pcard Accrual	Alexandrap	O/JE IC			MICHAELS STORES 8411--JEFF HARWOOD			
70095-2183-000-00	10/31/2018	31.98	0.00	USD	JRNLWA00382214	P	OPEX13 - Pcard Accrual	Alexandrap	O/JE IC			COSTCO WHSE #0740--JEFF HARWOOD			
70095-2183-000-00	10/31/2018	163.35	0.00	USD	JRNLWA00382214	P	OPEX13 - Pcard Accrual	Alexandrap	O/JE IC			IN BUDD BAY EMBROIDERY--JEFF HARWOOD			
70095-2183-000-00	10/31/2018	31.98	0.00	USD	JRNLWA00382214	P	OPEX13 - Pcard Accrual	Alexandrap	O/JE IC			COSTCO WHSE #0740--JEFF HARWOOD			
70095-2183-000-00	10/31/2018	30.66	0.00	USD	JRNLWA00382214	P	OPEX13 - Pcard Accrual	Alexandrap	O/JE IC			COSTCO WHSE #0740--JEFF HARWOOD			
70095-2183-000-00	11/30/2018	(6.53)	0.00	USD	JRNLWA00382246	P	OPEX13 - Pcard Accrual	Alexandrap	O/JE IC			MICHAELS STORES 8411--JEFF HARWOOD			
70095-2183-000-00	11/30/2018	(31.98)	0.00	USD	JRNLWA00382246	P	OPEX13 - Pcard Accrual	Alexandrap	O/JE IC			COSTCO WHSE #0740--JEFF HARWOOD			
70095-2183-000-00	11/30/2018	(163.35)	0.00	USD	JRNLWA00382246	P	OPEX13 - Pcard Accrual	Alexandrap	O/JE IC			IN BUDD BAY EMBROIDERY--JEFF HARWOOD			
70095-2183-000-00	11/30/2018	(31.98)	0.00	USD	JRNLWA00382246	P	OPEX13 - Pcard Accrual	Alexandrap	O/JE IC			COSTCO WHSE #0740--JEFF HARWOOD			
70095-2183-000-00	11/30/2018	(30.66)	0.00	USD	JRNLWA00382246	P	OPEX13 - Pcard Accrual	Alexandrap	O/JE IC			COSTCO WHSE #0740--JEFF HARWOOD			
70095-2183-000-00	11/30/2018	60.00	0.00	USD	JRNLWA00383135	P	Nov PCard Activity - Western	HelenaK	O/JE IC			WPY OREGON FOOD BANK--LYNSIE BRESSLER			
70095-2183-000-00	11/30/2018	6.53	0.00	USD	JRNLWA00383135	P	Nov PCard Activity - Western	HelenaK	O/JE IC			MICHAELS STORES 8411--JEFF HARWOOD			
70095-2183-000-00	11/30/2018	31.98	0.00	USD	JRNLWA00383135	P	Nov PCard Activity - Western	HelenaK	O/JE IC			COSTCO WHSE #0740--JEFF HARWOOD			
70095-2183-000-00	11/30/2018	163.35	0.00	USD	JRNLWA00383135	P	Nov PCard Activity - Western	HelenaK	O/JE IC			IN BUDD BAY EMBROIDERY--JEFF HARWOOD			
70095-2183-000-00	11/30/2018	31.98	0.00	USD	JRNLWA00383135	P	Nov PCard Activity - Western	HelenaK	O/JE IC			COSTCO WHSE #0740--JEFF HARWOOD			
70095-2183-000-00	11/30/2018	30.66	0.00	USD	JRNLWA00383135	P	Nov PCard Activity - Western	HelenaK	O/JE IC			COSTCO WHSE #0740--JEFF HARWOOD			
70095-2183-000-00	11/30/2018	76.23	0.00	USD	JRNLWA00383135	P	Nov PCard Activity - Western	HelenaK	O/JE IC			TLF ARTISTRY IN FLOWERS--JEFF HARWOOD			
70095-2183-000-00	11/30/2018	1,760.00	0.00	USD	JRNLWA00383135	P	Nov PCard Activity - Western	HelenaK	O/JE IC			TACOMA RAINIERS BB--JEFF HARWOOD			
70095-2183-000-00	11/30/2018	85.49	0.00	USD	JRNLWA00383135	P	Nov PCard Activity - Western	HelenaK	O/JE IC			TLF ARTISTRY IN FLOWERS--JEFF HARWOOD			
70095-2183-000-00	11/30/2018	168.76	0.00	USD	JRNLWA00383135	P	Nov PCard Activity - Western	HelenaK	O/JE IC			HALLOWEENCOSTUMES.COM--JEFF HARWOOD			
70095-2183-000-00	11/30/2018	20.66	0.00	USD	JRNLWA00383135	P	Nov PCard Activity - Western	HelenaK	O/JE IC			AMZN MKTP US M071930C1--LYNSIE BRESSLER			
70095-2183-000-00	11/30/2018	357.54	0.00	USD	JRNLWA00383135	P	Nov PCard Activity - Western	HelenaK	O/JE IC			WALMART.COM 8009666546--JEFF HARWOOD			
70095-2183-000-00	11/30/2018	28.08	0.00	USD	JRNLWA00383135	P	Nov PCard Activity - Western	HelenaK	O/JE IC			WALMART.COM 8009666546--JEFF HARWOOD			
70095-2183-000-00	11/30/2018	42.54	0.00	USD	JRNLWA00383135	P	Nov PCard Activity - Western	HelenaK	O/JE IC			MCDONALD'S M4722 OF WA--ARIN ROBERTSON			
70095-2183-000-00	11/30/2018	30.98	0.00	USD	JRNLWA00383135	P	Nov PCard Activity - Western	HelenaK	O/JE IC			COSTCO WHSE #0740--JEFF HARWOOD			
70095-2183-000-00	11/30/2018	49.09	0.00	USD	JRNLWA00383878	P	PO Log Accrual	Alexandrap	O/JE IC			PCARD: PO 05225: Baudville: PCard: Empl			
70095-2183-000-00	11/30/2018	190.87	0.00	USD	JRNLWA00383878	P	PO Log Accrual	Alexandrap	O/JE IC			PCARD: PO 05322: Pizza Hut: PCard: Empl			
70095-2183-000-00	11/30/2018	221.43	0.00	USD	JRNLWA00383879	P	OPEX13 - Pcard Accrual	Alexandrap	O/JE IC			BAUDVILLE INC.--JEFF HARWOOD			
70095-2183-000-00	11/30/2018	80.31	0.00	USD	JRNLWA00383879	P	OPEX13 - Pcard Accrual	Alexandrap	O/JE IC			BAUDVILLE INC.--JEFF HARWOOD			
70095-2183-000-00	11/30/2018	44.25	0.00	USD	JRNLWA00383879	P	OPEX13 - Pcard Accrual	Alexandrap	O/JE IC			BAUDVILLE INC.--JEFF HARWOOD			
70095-2183-000-00	11/30/2018	29.50	0.00	USD	JRNLWA00383879	P	OPEX13 - Pcard Accrual	Alexandrap	O/JE IC			BAUDVILLE INC.--JEFF HARWOOD			
70095-2183-000-00	11/30/2018	17.39	0.00	USD	JRNLWA00383879	P	OPEX13 - Pcard Accrual	Alexandrap	O/JE IC			BAUDVILLE INC.--JEFF HARWOOD			
70095-2183-000-00	11/30/2018	199.96	0.00	USD	JRNLWA00383879	P	OPEX13 - Pcard Accrual	Alexandrap	O/JE IC			SUBWAY 03361243--JEFF HARWOOD			
70095-2183-000-00	11/30/2018	892.53	0.00	USD	JRNLWA00383879	P	OPEX13 - Pcard Accrual	Alexandrap	O/JE IC			WM SUPERCENTER #3531--JEFF HARWOOD			
70095-2183-000-00	11/30/2018	250.00	0.00	USD	JRNLWA00383879	P	OPEX13 - Pcard Accrual	Alexandrap	O/JE IC			OLIVE GARDEN 00014480--JEFF HARWOOD			
70095-2183-000-00	11/30/2018	229.77	0.00	USD	JRNLWA00383879	P	OPEX13 - Pcard Accrual	Alexandrap	O/JE IC			THE FIRST TEE SPS--JEFF HARWOOD			
70095-2183-000-00	11/30/2018	11.32	0.00	USD	JRNLWA00383879	P	OPEX13 - Pcard Accrual	Alexandrap	O/JE IC			ULTA #1441--JEFF HARWOOD			
70095-2183-000-00	11/30/2018	50.79	0.00	USD	JRNLWA00383879	P	OPEX13 - Pcard Accrual	Alexandrap	O/JE IC			WM SUPERCENTER #3531--ROB TYNDALL			
70095-2183-000-00	11/30/2018	272.22	0.00	USD	JRNLWA00383879	P	OPEX13 - Pcard Accrual	Alexandrap	O/JE IC						

Journal Entry Query Tool
v.4.6

NOTE: Ctrl+Shift+J to pull data

Date Range:		Other Criteria	
From: 2018-05	To: 2019-04	Districts: 2183	Vendor Code:
		Accts: 70095	Amount From:
		System:	Amount To:
		Subsystem:	Posting: All

Total of Entries: 95,021.73 0.00 *pst: P = Posted, U = Unposted, S = Staged, C:0 = I/C Unposted, -1 = Hanging out there.
Num of Entries Shown: 414 *records limit: 10000

Full Account	Date	Amount USD	Amount CAD	Nat Currency	Journal Control Num	Pstcd*	Journal Description	User	R/Type	Vendor Code	One Time Vendor	Further Description	Date Doc	Doc Desc	Doc Ctrl Num
70095-2183-000-00	5/3/2018	40.00	0.00	USD	JRNLWA00372600	P	From Voucher Posting.	RosemaryS	O/JE IC	EUS00002915		EMMETT BROWN	4/30/18	April Mileage and Event Supplies	04/01-04/30/18
70095-2183-000-00	12/31/2018	219.78	0.00	USD	JRNLWA00384600	P	Western PCard Activity - Dec	HelenaK	O/JE IC			BESTBUYCOM80559007532-LYNSIE BRESSLER			
70095-2183-000-00	12/31/2018	109.89	0.00	USD	JRNLWA00384600	P	Western PCard Activity - Dec	HelenaK	O/JE IC			BESTBUYCOM805589980697-LYNSIE BRESSLER			
70095-2183-000-00	12/31/2018	11.32	0.00	USD	JRNLWA00384600	P	Western PCard Activity - Dec	HelenaK	O/JE IC			WM SUPERCENTER #3531-ROB TYNDALL			
70095-2183-000-00	12/31/2018	50.79	0.00	USD	JRNLWA00384600	P	Western PCard Activity - Dec	HelenaK	O/JE IC			SMART FOODSERVICE 548-ROB TYNDALL			
70095-2183-000-00	12/31/2018	272.22	0.00	USD	JRNLWA00384600	P	Western PCard Activity - Dec	HelenaK	O/JE IC			CABELA'S RETAIL 026-ARIN ROBERTSON			
70095-2183-000-00	12/31/2018	78.38	0.00	USD	JRNLWA00384600	P	Western PCard Activity - Dec	HelenaK	O/JE IC			JOANN STORES #2038-ARIN ROBERTSON			
70095-2183-000-00	12/31/2018	320.76	0.00	USD	JRNLWA00384600	P	Western PCard Activity - Dec	HelenaK	O/JE IC			WAL-MART #3705-ARIN ROBERTSON			
70095-2183-000-00	12/31/2018	81.75	0.00	USD	JRNLWA00384600	P	Western PCard Activity - Dec	HelenaK	O/JE IC			LACEY GROCERY OUTLE-ARIN ROBERTSON			
70095-2183-000-00	12/31/2018	34.52	0.00	USD	JRNLWA00384600	P	Western PCard Activity - Dec	HelenaK	O/JE IC			TARGET 00013557-ARIN ROBERTSON			
70095-2183-000-00	12/31/2018	54.87	0.00	USD	JRNLWA00384600	P	Western PCard Activity - Dec	HelenaK	O/JE IC			FRED-MEYER #0186-ARIN ROBERTSON			
70095-2183-000-00	12/31/2018	43.52	0.00	USD	JRNLWA00384600	P	Western PCard Activity - Dec	HelenaK	O/JE IC			ROSS STORES #169-ARIN ROBERTSON			
70095-2183-000-00	12/31/2018	73.82	0.00	USD	JRNLWA00384600	P	Western PCard Activity - Dec	HelenaK	O/JE IC			CIGAR DADDIES-ARIN ROBERTSON			
70095-2183-000-00	12/31/2018	39.11	0.00	USD	JRNLWA00384600	P	Western PCard Activity - Dec	HelenaK	O/JE IC			THE HOME DEPOT #4742-ARIN ROBERTSON			
70095-2183-000-00	12/31/2018	244.51	0.00	USD	JRNLWA00384600	P	Western PCard Activity - Dec	HelenaK	O/JE IC			WM SUPERCENTER #3531-JEFF HARWOOD			
70095-2183-000-00	12/31/2018	85.20	0.00	USD	JRNLWA00384600	P	Western PCard Activity - Dec	HelenaK	O/JE IC			WAL-MART #3531-JEFF HARWOOD			
70095-2183-000-00	12/31/2018	190.87	0.00	USD	JRNLWA00384600	P	Western PCard Activity - Dec	HelenaK	O/JE IC			PIZZA HUT #022733-ARIN ROBERTSON			
70095-2183-000-00	12/31/2018	59.96	0.00	USD	JRNLWA00384600	P	Western PCard Activity - Dec	HelenaK	O/JE IC			PANERA BREAD #202253-JEFF HARWOOD			
70095-2183-000-00	12/31/2018	101.00	0.00	USD	JRNLWA00384600	P	Western PCard Activity - Dec	HelenaK	O/JE IC			CASA MIA ITALIAN RESTA-JEFF HARWOOD			
70095-2183-000-00	12/31/2018	4,123.91	0.00	USD	JRNLWA00384600	P	Western PCard Activity - Dec	HelenaK	O/JE IC			SQ EZ FOODS OLYMPI-JEFF HARWOOD			
70095-2183-000-00	12/31/2018	71.25	0.00	USD	JRNLWA00384600	P	Western PCard Activity - Dec	HelenaK	O/JE IC			HUNTER FAMILY FARM-JEFF HARWOOD			
70095-2183-000-00	12/31/2018	87.33	0.00	USD	JRNLWA00384600	P	Western PCard Activity - Dec	HelenaK	O/JE IC			WAL-MART #3531-JEFF HARWOOD			
70095-2183-000-00	12/31/2018	44.63	0.00	USD	JRNLWA00384600	P	Western PCard Activity - Dec	HelenaK	O/JE IC			TOTAL WINE AND MORE 1406-ARIN ROBERTSON			
70095-2183-000-00	12/31/2018	75.32	0.00	USD	JRNLWA00384600	P	Western PCard Activity - Dec	HelenaK	O/JE IC			UBER EATS CHDXZ-JEFF HARWOOD			
70095-2183-000-00	12/31/2018	97.71	0.00	USD	JRNLWA00384600	P	Western PCard Activity - Dec	HelenaK	O/JE IC			PANERA BREAD #202253-JEFF HARWOOD			
70095-2183-000-00	12/31/2018	109.32	0.00	USD	JRNLWA00384600	P	Western PCard Activity - Dec	HelenaK	O/JE IC			PANERA BREAD #202253-JEFF HARWOOD			
70095-2183-000-00	12/31/2018	35.84	0.00	USD	JRNLWA00384600	P	Western PCard Activity - Dec	HelenaK	O/JE IC			COSTCO WHSE #0740-JEFF HARWOOD			
70095-2183-000-00	12/31/2018	111.18	0.00	USD	JRNLWA00384600	P	Western PCard Activity - Dec	HelenaK	O/JE IC			HAWKS PRAIRIE RESTAURANT-JEFF HARWOOD			
70095-2183-000-00	12/31/2018	133.16	0.00	USD	JRNLWA00384600	P	Western PCard Activity - Dec	HelenaK	O/JE IC			PIZZA HUT #022733-JEFF HARWOOD			
70095-2183-000-00	12/31/2018	137.26	0.00	USD	JRNLWA00384600	P	Western PCard Activity - Dec	HelenaK	O/JE IC			COSTCO WHSE #0740-JEFF HARWOOD			
70095-2183-000-00	12/31/2018	51.82	0.00	USD	JRNLWA00384600	P	Western PCard Activity - Dec	HelenaK	O/JE IC			WAL-MART #3531-JEFF HARWOOD			
70095-2183-000-00	12/31/2018	10.89	0.00	USD	JRNLWA00384600	P	Western PCard Activity - Dec	HelenaK	O/JE IC			DOLLAR TREE-JEFF HARWOOD			
70095-2183-000-00	12/31/2018	10.89	0.00	USD	JRNLWA00384600	P	Western PCard Activity - Dec	HelenaK	O/JE IC			DOLLAR TREE-JEFF HARWOOD			
70095-2183-000-00	12/31/2018	2,603.50	0.00	USD	JRNLWA00384600	P	Western PCard Activity - Dec	HelenaK	O/JE IC			KIWANIS CLUB OF CEN-TOM RUPERT			
70095-2183-000-00	12/31/2018	(10.89)	0.00	USD	JRNLWA00385306	P	OPEX13 - Pcard Accrual	AlexandraP	O/JE IC			DOLLAR TREE-JEFF HARWOOD			
70095-2183-000-00	12/31/2018	46.09	0.00	USD	JRNLWA00385306	P	OPEX13 - Pcard Accrual	AlexandraP	O/JE IC			SAFEWAY #1173-JEFF HARWOOD			
70095-2183-000-00	12/31/2018	7.48	0.00	USD	JRNLWA00385306	P	OPEX13 - Pcard Accrual	AlexandraP	O/JE IC			BAUDVILLE INC.-JEFF HARWOOD			
70095-2183-000-00	1/17/2019	6,500.00	0.00	USD	JRNLWA00385854	P	From Voucher Posting.	JudyA	O/JE IC	VUS000026187		HANDS ON CHILDRENS MUSEUM	10/24/18	1st of 3 year sponsorship	2508
70095-2183-000-00	1/18/2019	53.98	0.00	USD	JRNLWA00385882	P	From Voucher Posting.	JudyA	O/JE IC	VUS000020407	PETTY CASH DISTRICT 2183	PETTY CASH DISTRICT 2183	1/16/19	Petty Cash 01-16-19	11619
70095-2183-000-00	1/31/2019	10.89	0.00	USD	JRNLWA00385402	P	OPEX13 - Pcard Accrual	AlexandraP	O/JE IC			DOLLAR TREE-JEFF HARWOOD			
70095-2183-000-00	1/31/2019	(46.09)	0.00	USD	JRNLWA00385402	P	OPEX13 - Pcard Accrual	AlexandraP	O/JE IC			SAFEWAY #1173-JEFF HARWOOD			
70095-2183-000-00	1/31/2019	(7.48)	0.00	USD	JRNLWA00385402	P	OPEX13 - Pcard Accrual	AlexandraP	O/JE IC			BAUDVILLE INC.-JEFF HARWOOD			
70095-2183-000-00	1/31/2019	144.83	0.00	USD	JRNLWA00386064	P	From Voucher Posting.	JudyA	O/JE IC	VUS000011113		CLASSIC INDUSTRIAL SUPPLIES INC	11/16/18	Driver Hoodies / Jackets	60413
70095-2183-000-00	1/31/2019	21.43	0.00	USD	JRNLWA00386064	P	From Voucher Posting.	JudyA	O/JE IC	VUS000011113		CLASSIC INDUSTRIAL SUPPLIES INC	12/10/18	Driver Hoodies	60740
70095-2183-000-00	1/31/2019	(10.89)	0.00	USD	JRNLWA00386265	P	Western PCard Activity - Jan	AlexandraP	O/JE IC			DOLLAR TREE-JEFF HARWOOD			
70095-2183-000-00	1/31/2019	46.09	0.00	USD	JRNLWA00386265	P	Western PCard Activity - Jan	AlexandraP	O/JE IC			SAFEWAY #1173-JEFF HARWOOD			
70095-2183-000-00	1/31/2019	8.14	0.00	USD	JRNLWA00386265	P	Western PCard Activity - Jan	AlexandraP	O/JE IC			BAUDVILLE INC.-JEFF HARWOOD			
70095-2183-000-00	1/31/2019	90.94	0.00	USD	JRNLWA00386265	P	Western PCard Activity - Jan	AlexandraP	O/JE IC			TLF ARTISTRY IN FLOWERS-JEFF HARWOOD			
70095-2183-000-00	1/31/2019	95.29	0.00	USD	JRNLWA00386265	P	Western PCard Activity - Jan	AlexandraP	O/JE IC			TLF ARTISTRY IN FLOWERS-JEFF HARWOOD			
70095-2183-000-00	1/31/2019	59.53	0.00	USD	JRNLWA00386265	P	Western PCard Activity - Jan	AlexandraP	O/JE IC			WAL-MART #3531-ROB TYNDALL			
70095-2183-000-00	1/31/2019	55.04	0.00	USD	JRNLWA00386265	P	Western PCard Activity - Jan	AlexandraP	O/JE IC			WALMART.COM-ROB TYNDALL			
70095-2183-000-00	1/31/2019	(1.25)	0.00	USD	JRNLWA00386265	P	Western PCard Activity - Jan	AlexandraP	O/JE IC			WALMART.COM-ROB TYNDALL			
70095-2183-000-00	1/31/2019	45.97	0.00	USD	JRNLWA00386265	P	Western PCard Activity - Jan	AlexandraP	O/JE IC			COSTCO WHSE #0740-JEFF HARWOOD			
70095-2183-000-00	1/31/2019	21.43	0.00	USD	JRNLWA00386265	P	Western PCard Activity - Jan	AlexandraP	O/JE IC			WAL-MART #3531-ROB TYNDALL			
70095-2183-000-00	1/31/2019	(133.00)	0.00	USD	JRNLWA00386331	P	Rev7-Manual Payments	AlexandraP	O/JE IC			PAYMENT FOR PO #00526			
70095-2183-000-00	1/31/2019	(44.00)	0.00	USD	JRNLWA00386331	P	Rev7-Manual Payments	AlexandraP	O/JE IC			PAYMENT FOR PO #00527			
70095-2183-000-00	1/31/2019	250.00	0.00	USD	JRNLWA00386969	P	OPEX13 - Pcard Accrual	AlexandraP	O/JE IC			SQ SOUTH SOUND READING F-JEFF HARWOOD			
70095-2183-000-00	1/31/2019	24.21	0.00	USD	JRNLWA00386969	P	OPEX13 - Pcard Accrual	AlexandraP	O/JE IC			DOLLAR TREE-JEFF HARWOOD			
70095-2183-000-00	1/31/2019	45.97	0.00	USD	JRNLWA00386969	P	OPEX13 - Pcard Accrual	AlexandraP	O/JE IC			COSTCO WHSE #0740-JEFF HARWOOD			
70095-2183-000-00	1/31/2019	62.44	0.00	USD	JRNLWA00386969	P	OPEX13 - Pcard Accrual	AlexandraP	O/JE IC			BAUDVILLE INC.-JEFF HARWOOD			
70095-2183-000-00	1/31/2019	78.35	0.00	USD	JRNLWA00386969	P	OPEX13 - Pcard Accrual	AlexandraP	O/JE IC			HAWKS PRAIRIE RESTAURANT-ARIN ROBERTSON			
70095-2183-000-00	1/31/2019	98.02	0.00	USD	JRNLWA00386969	P	OPEX13 - Pcard Accrual	AlexandraP	O/JE IC			TLF ARTISTRY IN FLOWERS-JEFF HARWOOD			
70095-2183-000-00	1/31/2019	18.99	0.00	USD	JRNLWA00386969	P	OPEX13 - Pcard Accrual	AlexandraP	O/JE IC			COSTCO WHSE #0740-JEFF HARWOOD			
70095-2183-000-00	2/28/2019	(250.00)	0.00	USD	JRNLWA00387079	P	OPEX13 - Pcard Accrual	AlexandraP	O/JE IC			SQ SOUTH SOUND READING F-JEFF HARWOOD			
70095-2183-000-00	2/28/2019	(34.21)	0.00	USD	JRNLWA00387079	P	OPEX13 - Pcard Accrual	AlexandraP	O/JE IC			DOLLAR TREE-JEFF HARWOOD			
70095-2183-000-00	2/28/2019	(45.97)	0.00	USD	JRNLWA00387079	P	OPEX13 - Pcard Accrual	AlexandraP	O/JE IC			COSTCO WHSE #0740-JEFF HARWOOD			
70095-2183-000-00	2/28/2019	(62.44)	0.00	USD	JRNLWA00387079	P	OPEX13 - Pcard Accrual	AlexandraP	O/JE IC			BAUDVILLE INC.-JEFF HARWOOD			
70095-2183-000-00	2/28/2019	(78.35)	0.00	USD	JRNLWA00387079	P	OPE								

Journal Entry Query Tool
v.4.6

NOTE: Ctrl+Shift+J to pull data

Date Range:
From: 2018-05
To: 2019-04

Other Criteria
Districts: 2183
Accts: 70095
System:
Subsystem:
Vendor Code:
Amount From:
Amount To:
Posting: All

Total of Entries: 95,021.73 0.00 *pstid: P = Posted, U = Unposted, S = Staged, C:0 = I/C Unposted, -1 = Hanging out there.
Num of Entries Shown: 414 414 *records limit: 10000

Full Account	Date	Amount USD	Amount CAD	Nat Currency	Journal Control Num	Pstid*	Journal Description	User	R/Type	Vendor Code	One Time Vendor	Further Description	Date Doc	Doc Desc	Doc Ctrl Num
70095-2183-000-00	5/3/2018	40.00	0.00	USD	JRNLWA00372600	P	From Voucher Posting.	RosemaryS	O/JE IC	EUS000002915		EMMETT BROWN	4/30/18	April Mileage and Event Supplies	04/01-04/30/18
70095-2183-000-00	3/31/2019	300.00	0.00	USD	JRNLWA00389929	P	PO Log Accrual	HelenaK	O/JE IC			PCARD: PO 01296: PCARD VENDOR CODE FOR 1			
70095-2183-000-00	3/31/2019	(1,250.00)	0.00	USD	JRNLWA00389929	P	PO Log Accrual	HelenaK	O/JE IC			VUS000015926: PO 01400: BOYS AND GIRLS C			
70095-2183-000-00	3/31/2019	1,250.00	0.00	USD	JRNLWA00389929	P	PO Log Accrual	HelenaK	O/JE IC			VUS000015926: PO 01400: BOYS AND GIRLS C			
70095-2183-000-00	3/31/2019	250.00	0.00	USD	JRNLWA00389929	P	PO Log Accrual	HelenaK	O/JE IC			PCARD: PO 01407: The MayDay Foundation:			
70095-2183-000-00	3/31/2019	1,608.86	0.00	USD	JRNLWA00389929	P	PO Log Accrual	HelenaK	O/JE IC			PCARD: PO 01496: Miller Ranch: PCard: Ma			
70095-2183-000-00	3/31/2019	26.98	0.00	USD	JRNLWA00389930	P	OPEX13 - Pcard Accrual	HelenaK	O/JE IC			COSTCO WHSE #0740-JEFF HARWOOD			
70095-2183-000-00	3/31/2019	12.66	0.00	USD	JRNLWA00389930	P	OPEX13 - Pcard Accrual	HelenaK	O/JE IC			SAFeway #1173-JEFF HARWOOD			
70095-2183-000-00	3/31/2019	87.68	0.00	USD	JRNLWA00389930	P	OPEX13 - Pcard Accrual	HelenaK	O/JE IC			PIZZA HUT #022733-JEFF HARWOOD			
70095-2183-000-00	4/4/2019	1,250.00	0.00	USD	JRNLWA00389888	P	From Voucher Posting.	JudyA	O/JE IC	VUS000015926		BOYS AND GIRLS CLUBS OF THURSTON COL	3/22/19	2019 Boys and Girls Club Breakfast Spon	851
70095-2183-000-00	4/30/2019	(300.00)	0.00	USD	JRNLWA00390016	P	PO Log Accrual	AlexandraP	O/JE IC			PCARD: PO 01296: PCARD VENDOR CODE FOR 1			
70095-2183-000-00	4/30/2019	1,250.00	0.00	USD	JRNLWA00390016	P	PO Log Accrual	AlexandraP	O/JE IC			VUS000015926: PO 01400: BOYS AND GIRLS C			
70095-2183-000-00	4/30/2019	(1,250.00)	0.00	USD	JRNLWA00390016	P	PO Log Accrual	AlexandraP	O/JE IC			VUS000015926: PO 01400: BOYS AND GIRLS C			
70095-2183-000-00	4/30/2019	(250.00)	0.00	USD	JRNLWA00390016	P	PO Log Accrual	AlexandraP	O/JE IC			PCARD: PO 01407: The MayDay Foundation:			
70095-2183-000-00	4/30/2019	(1,608.86)	0.00	USD	JRNLWA00390016	P	PO Log Accrual	AlexandraP	O/JE IC			PCARD: PO 01496: Miller Ranch: PCard: Ma			
70095-2183-000-00	4/30/2019	(26.98)	0.00	USD	JRNLWA00390017	P	OPEX13 - Pcard Accrual	AlexandraP	O/JE IC			COSTCO WHSE #0740-JEFF HARWOOD			
70095-2183-000-00	4/30/2019	(12.66)	0.00	USD	JRNLWA00390017	P	OPEX13 - Pcard Accrual	AlexandraP	O/JE IC			SAFeway #1173-JEFF HARWOOD			
70095-2183-000-00	4/30/2019	(87.68)	0.00	USD	JRNLWA00390017	P	OPEX13 - Pcard Accrual	AlexandraP	O/JE IC			PIZZA HUT #022733-JEFF HARWOOD			
70095-2183-000-00	4/30/2019	250.00	0.00	USD	JRNLWA00390650	P	Western Pcard Activity - April	HelenaK	O/JE IC			THE MAYDAY FOUNDATION-JEFF HARWOOD			
70095-2183-000-00	4/30/2019	26.98	0.00	USD	JRNLWA00390650	P	Western Pcard Activity - April	HelenaK	O/JE IC			COSTCO WHSE #0740-JEFF HARWOOD			
70095-2183-000-00	4/30/2019	12.66	0.00	USD	JRNLWA00390650	P	Western Pcard Activity - April	HelenaK	O/JE IC			SAFeway #1173-JEFF HARWOOD			
70095-2183-000-00	4/30/2019	1,608.86	0.00	USD	JRNLWA00390650	P	Western Pcard Activity - April	HelenaK	O/JE IC			MILLER RANCH & HUNTING-JEFF HARWOOD			
70095-2183-000-00	4/30/2019	87.68	0.00	USD	JRNLWA00390650	P	Western Pcard Activity - April	HelenaK	O/JE IC			PIZZA HUT #022733-JEFF HARWOOD			
70095-2183-000-00	4/30/2019	23.44	0.00	USD	JRNLWA00390650	P	Western Pcard Activity - April	HelenaK	O/JE IC			BAUDVILLE INC.-JEFF HARWOOD			
70095-2183-000-00	4/30/2019	32.34	0.00	USD	JRNLWA00390650	P	Western Pcard Activity - April	HelenaK	O/JE IC			WM SUPERCENTER #3531-ROB TYNDALL			
70095-2183-000-00	4/30/2019	46.97	0.00	USD	JRNLWA00390650	P	Western Pcard Activity - April	HelenaK	O/JE IC			COSTCO WHSE #0740-JEFF HARWOOD			
70095-2183-000-00	4/30/2019	49.15	0.00	USD	JRNLWA00390650	P	Western Pcard Activity - April	HelenaK	O/JE IC			COSTCO WHSE #0740-ROB TYNDALL			
70095-2183-000-00	4/30/2019	18.99	0.00	USD	JRNLWA00390650	P	Western Pcard Activity - April	HelenaK	O/JE IC			COSTCO WHSE #0740-JEFF HARWOOD			
70095-2183-000-00	4/30/2019	8.99	0.00	USD	JRNLWA00390650	P	Western Pcard Activity - April	HelenaK	O/JE IC			SAFeway #1173-JEFF HARWOOD			
70095-2183-000-00	4/30/2019	658.89	0.00	USD	JRNLWA00390650	P	Western Pcard Activity - April	HelenaK	O/JE IC			OLIVE GARDEN 0021448-JEFF HARWOOD			
70095-2183-000-00	4/30/2019	63.35	0.00	USD	JRNLWA00390650	P	Western Pcard Activity - April	HelenaK	O/JE IC			SAFeway #1173-ARIN ROBERTSON			
70095-2183-000-00	4/30/2019	45.03	0.00	USD	JRNLWA00390650	P	Western Pcard Activity - April	HelenaK	O/JE IC			ATRIUM HLTH PN/LL GIFT-JEFF HARWOOD			
70095-2183-000-00	4/30/2019	300.00	0.00	USD	JRNLWA00391034	P	PO Log Accrual	HelenaK	O/JE IC			PCARD: PO 01296: PCARD VENDOR CODE FOR 1			
70095-2183-000-00	4/30/2019	500.00	0.00	USD	JRNLWA00391034	P	PO Log Accrual	HelenaK	O/JE IC			PCARD: PO 01465: Family Justice Center F			
70095-2183-000-00	4/30/2019	18.99	0.00	USD	JRNLWA00391034	P	PO Log Accrual	HelenaK	O/JE IC			PCARD: PO 02000: Costco: PCard: Cake / O			
70095-2183-000-00	4/30/2019	21.99	0.00	USD	JRNLWA00391034	P	PO Log Accrual	HelenaK	O/JE IC			PCARD: PO 02001: Safeway: PCard: Cake /			
70095-2183-000-00	4/30/2019	(300.00)	0.00	USD	JRNLWA00391147	P	PO Log Accrual	AlexandraP	O/JE IC			PCARD: PO 01296: PCARD VENDOR CODE FOR 1			
70095-2183-000-00	4/30/2019	(500.00)	0.00	USD	JRNLWA00391147	P	PO Log Accrual	AlexandraP	O/JE IC			PCARD: PO 01465: Family Justice Center F			
70095-2183-000-00	4/30/2019	(18.99)	0.00	USD	JRNLWA00391147	P	PO Log Accrual	AlexandraP	O/JE IC			PCARD: PO 02000: Costco: PCard: Cake / O			
70095-2183-000-00	4/30/2019	(21.99)	0.00	USD	JRNLWA00391147	P	PO Log Accrual	AlexandraP	O/JE IC			PCARD: PO 02001: Safeway: PCard: Cake /			
70095-2183-000-00	4/30/2019	90.72	0.00	USD	JRNLWA00391257	P	OPEX13 - Pcard Accrual	AlexandraP	O/JE IC			TLF ARTISTRY IN FLOWERS-JEFF HARWOOD			
70095-2183-000-00	4/30/2019	150.29	0.00	USD	JRNLWA00391257	P	OPEX13 - Pcard Accrual	AlexandraP	O/JE IC			TLF ARTISTRY IN FLOWERS-JEFF HARWOOD			
70095-2183-000-00	4/30/2019	18.99	0.00	USD	JRNLWA00391257	P	OPEX13 - Pcard Accrual	AlexandraP	O/JE IC			COSTCO WHSE #0740-JEFF HARWOOD			
70095-2183-000-00	4/30/2019	18.99	0.00	USD	JRNLWA00391257	P	OPEX13 - Pcard Accrual	AlexandraP	O/JE IC			COSTCO WHSE #0740-JEFF HARWOOD			
70095-2183-000-00	4/30/2019	21.99	0.00	USD	JRNLWA00391257	P	OPEX13 - Pcard Accrual	AlexandraP	O/JE IC			SAFeway #1173-JEFF HARWOOD			
70095-2183-000-00	4/30/2019	33.35	0.00	USD	JRNLWA00391257	P	OPEX13 - Pcard Accrual	AlexandraP	O/JE IC			SAFeway #1173-JEFF HARWOOD			
70095-2183-000-00	4/30/2019	300.00	0.00	USD	JRNLWA00391430	P	PO Log Accrual	HelenaK	O/JE IC			PCARD: PO 01296: PCARD VENDOR CODE FOR 1			
70095-2183-000-00	4/30/2019	500.00	0.00	USD	JRNLWA00391430	P	PO Log Accrual	HelenaK	O/JE IC			PCARD: PO 01465: Family Justice Center F			

End of List

Row Labels	Sum of Amount USD	Pasted Values
EMMETT BROWN	\$ 136.83	\$ 136.83 x
PETTY CASH DIST 2183	\$ 84.78	\$ 84.78 x
EUS000002915: EMMETT BROWN: Gift Cards -	\$ (40.00)	\$ (40.00)
EUS000002915: EMMETT BROWN: Gift Certif	\$ (40.00)	\$ (40.00)
EUS000002915: EMMETT BROWN: Give Aways -	\$ (56.83)	\$ (56.83)
PCARD: PO 01947: Costco: PCard: Employee	\$ (30.98)	\$ (30.98)
ALDERBROOK RESORT-JEFF HARWOOD	\$ 2,662.96	\$ 2,662.96
TLF ARTISTRY IN FLOWERS-JEFF HARWOOD	\$ 1,921.92	\$ 1,921.92
TAQUERIA MI PUEBLO LLC-JEFF HARWOOD	\$ -	\$ -
CORPORATE INCENTIVES INC	\$ 57.61	\$ 57.61
COSTCO WHSE #0740-JEFF HARWOOD	\$ 1,553.67	\$ 1,553.67
WM SUPERCENTER #3531-ROB TYNDALL	\$ 84.12	\$ 84.12
DOLLAR TREE-ROB TYNDALL	\$ 8.76	\$ 8.76
PAYPAL GREETINGSIS-JEFF HARWOOD	\$ 7.61	\$ 7.61
VUS000011131: PO 02075: RAY RICHARDS: Dr	\$ -	\$ -
PCARD: PO 02438: Artistry In Flowers: PC	\$ -	\$ -
UBER EATS YG3-JEFF HARWOOD	\$ 91.49	\$ 91.49
BOYS AND GIRLS CLUBS OF THURSTON COUNTY	\$ 2,500.00	\$ 2,500.00 x
RAY RICHARDS	\$ 6,430.32	\$ 6,430.32
TLF ARTISTRY IN FLOWERS-ARIN ROBERTSON	\$ 96.38	\$ 96.38
PANERA BREAD #202253-ARIN ROBERTSON	\$ 28.15	\$ 28.15
AM CANCER SOC CV-JEFF HARWOOD	\$ 250.00	\$ 250.00 x
SAFeway #1173-JEFF HARWOOD	\$ 428.50	\$ 428.50
SQ CLOVER PARK ROT-JEFF HARWOOD	\$ 700.00	\$ 700.00 x
SMART FOODSVC 52105483-ROB TYNDALL	\$ 234.29	\$ 234.29
WALGREENS #6917-JEFF HARWOOD	\$ 64.83	\$ 64.83
PURPLETRAIL.COM-JEFF HARWOOD	\$ 82.60	\$ 82.60
WAL-MART #3531-JEFF HARWOOD	\$ 321.75	\$ 321.75
MICHAELS.COM-JEFF HARWOOD	\$ 34.76	\$ 34.76
June WD ExpRpt - Laura Kapuscinski (1511	\$ 322.10	\$ 322.10
Memorial	\$ 7,393.48	\$ 7,393.48
TAGS AWARDS& SPECIALTIES-JEFF HARWOOD	\$ 41.34	\$ 41.34
PAPA JOHNS #2747-JEFF HARWOOD	\$ 579.25	\$ 579.25
SMART FOODSVC 52105483-ARIN ROBERTSON	\$ 138.42	\$ 138.42
THE HOME DEPOT #4742-ROB TYNDALL	\$ 41.36	\$ 41.36
WAL-MART #3531-ROB TYNDALL	\$ 210.82	\$ 210.82
CIGARS DIRECT.COM-JEFF HARWOOD	\$ 226.45	\$ 226.45 x
AVIS RENT-A-CAR 1-ARIN ROBERTSON	\$ 238.96	\$ 238.96
LUMINOUSBEAM-JEFF HARWOOD	\$ -	\$ -
CROSS BORDER TRANS FEE-JEFF HARWOOD	\$ 0.98	\$ 0.98
CONCERN FOR ANIMALS	\$ 1,525.00	\$ 1,525.00 x
PETTY CASH DISTRICT 2183	\$ 412.79	\$ 412.79 x
PANERA BREAD #202253-JEFF HARWOOD	\$ 368.65	\$ 368.65
HEAVENLY DONUTS-ROB TYNDALL	\$ 21.98	\$ 21.98
FRED-MEYER #0186-ROB TYNDALL	\$ 87.13	\$ 87.13
SAFeway #0543-ROB TYNDALL	\$ 33.48	\$ 33.48
FRED-MEYER #0186-JEFF HARWOOD	\$ 14.99	\$ 14.99
NEW LIFE BAPTIST CHURCH-JEFF HARWOOD	\$ 100.00	\$ 100.00 x
WOK TERIYAKI-JEFF HARWOOD	\$ 45.15	\$ 45.15
UBER EATS 26PZI-JEFF HARWOOD	\$ 52.14	\$ 52.14
Aug WD ExpRpt - Kris Mazurek (303382)	\$ 38.13	\$ 38.13
WOLF HAVEN INTERNA-JEFF HARWOOD	\$ 500.00	\$ 500.00
AMANDAS FLOWERS AN-JEFF HARWOOD	\$ 100.00	\$ 100.00
COSTCO WHSE #0740-ROB TYNDALL	\$ 83.13	\$ 83.13
SAFeway #1589-JEFF HARWOOD	\$ 564.79	\$ 564.79
CSR Retreat	\$ 3,025.90	\$ 3,025.90
VUS000011131: PO 03541: RAY RICHARDS: Dr	\$ -	\$ -
CAPITAL ROTARY CLUB	\$ 1,000.00	\$ 1,000.00 x
THE FIRST TEE OF SOUTH PUGET SOUND	\$ 750.00	\$ 750.00 x
FRAUD-CURRENCY CONVERSION-JEFF HARWOOD	\$ (0.98)	\$ (0.98)
RED WAGON BURGERS-ARIN ROBERTSON	\$ 20.36	\$ 20.36
SENIOR SERVICES FOR SS-JEFF HARWOOD	\$ 100.00	\$ 100.00 x
HOMELESS BACKPACKS-JEFF HARWOOD	\$ 250.00	\$ 250.00 x
LINDQUIST DENTAL CLINIC-JEFF HARWOOD	\$ 100.00	\$ 100.00 x
Company Party	\$ 24,005.73	\$ 24,005.73

Journal Entry Query Tool
v.4.6

NOTE: Ctrl+Shift+J to pull data

Date Range:
From: 2018-05
To: 2019-04

Other Criteria
Districts: 2183
Accts: 70095
System:
Subsystem:
Vendor Code:
Amount From:
Amount To:
Posting: All

Total of Entries: 95,021.73 0.00 *pstd: P = Posted, U = Unposted, S = Staged, C:0 = I/C Unposted, -1 = Hanging out there.
Num of Entries Shown: 414 414 *records limit: 10000

Full Account	Date	Amount USD	Amount CAD	Nat Currency	Journal Control Num	Pstd*	Journal Description	User	R/Type	Vendor Code	One Time Vendor	Further Description	Date Doc	Doc Desc	Doc Ctrl Num
70095-2183-000-00	5/3/2018	40.00	40.00	USD	JRNLWA00372600	P	From Voucher Posting.	RosemaryS	0/JE IC	EUS000002915		EMMETT BROWN	4/30/18	April Mileage and Event Supplies	04/01-04/30/18
MICHAELS STORES #411-JEFF HARWOOD	\$ 100.15	\$ 100.15													
IN BUDD BAY EMBROIDERY-JEFF HARWOOD	\$ 163.35	\$ 163.35													
WPY OREGON FOOD BANK-LYNSIE BRESSLER	\$ 60.00	\$ 60.00	x												
TACOMA RAINIERS BB-JEFF HARWOOD	\$ 1,760.00	\$ 1,760.00	x												
HALLOWEENCOSTUMES.COM-JEFF HARWOOD	\$ 168.76	\$ 168.76													
AMZN MKTP US M07193OC1-LYNSIE BRESSLER	\$ 20.66	\$ 20.66													
WALMART.COM 8009666546-JEFF HARWOOD	\$ 385.62	\$ 385.62													
MCDONALD'S M4722 OF WA-ARIN ROBERTSON	\$ 42.54	\$ 42.54													
PCARD: PO 05225: Baudville: PCard: Empl	\$ -	\$ -													
PCARD: PO 05322: Pizza Hut: PCard: Empl	\$ -	\$ -													
BAUDVILLE INC-JEFF HARWOOD	\$ 556.37	\$ 556.37													
SUBWAY 03361243-JEFF HARWOOD	\$ 17.39	\$ 17.39													
WM SUPERCENTER #3531-JEFF HARWOOD	\$ 446.62	\$ 446.62													
OLIVE GARDEN 00014480-JEFF HARWOOD	\$ 892.53	\$ 892.53													
THE FIRST TEE SPS-JEFF HARWOOD	\$ 700.00	\$ 700.00	x												
ULTA #1441-JEFF HARWOOD	\$ 229.77	\$ 229.77													
SMART FOODSERVICE 548-ROB TYNDALL	\$ 93.57	\$ 93.57													
CABELA'S RETAIL 026-ARIN ROBERTSON	\$ 362.58	\$ 362.58													
JOANN STORES #2038-ARIN ROBERTSON	\$ 78.38	\$ 78.38													
WAL-MART #3705-ARIN ROBERTSON	\$ 320.76	\$ 320.76													
LACEY GROCERY QUIL-ARIN ROBERTSON	\$ 81.75	\$ 81.75													
TARGET 00013557-ARIN ROBERTSON	\$ 34.52	\$ 34.52													
FRED-MEYER #0186-ARIN ROBERTSON	\$ 54.87	\$ 54.87													
ROSS STORES #169-ARIN ROBERTSON	\$ 43.52	\$ 43.52													
CIGAR DADDIES-ARIN ROBERTSON	\$ 73.82	\$ 73.82	x												
THE HOME DEPOT #4742-ARIN ROBERTSON	\$ 39.11	\$ 39.11													
EBI EBAGS.COM-LYNSIE BRESSLER	\$ 247.23	\$ 247.23													
AMZN MKTP US M05Y59GW1-LYNSIE BRESSLER	\$ 25.04	\$ 25.04													
BESTBUYCOM805590007532-LYNSIE BRESSLER	\$ 219.78	\$ 219.78													
BESTBUYCOM805589980697-LYNSIE BRESSLER	\$ 109.89	\$ 109.89													
PIZZA HUT #022733-ARIN ROBERTSON	\$ 190.87	\$ 190.87													
CASA MIA ITALIAN RESTA-JEFF HARWOOD	\$ 101.00	\$ 101.00													
SQ EZ FOODS OLYMPI-JEFF HARWOOD	\$ 4,123.91	\$ 4,123.91					Christmas dinner in the office								
HUNTER FAMILY FARM-JEFF HARWOOD	\$ 71.25	\$ 71.25													
TOTAL WINE AND MORE 1406-ARIN ROBERTSON	\$ 44.63	\$ 44.63													
UBER EATS CHDX-JEFF HARWOOD	\$ 75.32	\$ 75.32													
HAWKS PRAIRIE RESTAURANT-JEFF HARWOOD	\$ 111.18	\$ 111.18													
DOLLAR TREE-JEFF HARWOOD	\$ 35.10	\$ 35.10													
KIWANIS CLUB OF CEN-TOM RUPERT	\$ 2,603.50	\$ 2,603.50	x				Christmas candy for various city/county offices, large customers, etc								
HANDS ON CHILDRENS MUSEUM	\$ 6,500.00	\$ 6,500.00	x				Donation								
CLASSIC INDUSTRIAL SUPPLIES INC	\$ 192.74	\$ 192.74													
WALMART.COM-ROB TYNDALL	\$ 86.36	\$ 86.36													
PAYMENT FOR PO #00526	\$ (133.00)	\$ (133.00)													
PAYMENT FOR PO #00527	\$ (44.00)	\$ (44.00)													
SQ SOUTH SOUND READING F-JEFF HARWOOD	\$ 250.00	\$ 250.00	x												
HAWKS PRAIRIE RESTAURANT-ARIN ROBERTSON	\$ 78.35	\$ 78.35													
UBER EATS-JEFF HARWOOD	\$ 159.12	\$ 159.12													
MILLER RANCH & HUNTING-TOM RUPERT	\$ 1,657.99	\$ 1,657.99	x												
Jeffrey Harwood (114389)	\$ -	\$ -													
VUS000011131: PO 00734: RAY RICHARDS: Sh	\$ -	\$ -													
PCARD: PO 00804: Artistry in Flowers: PC	\$ -	\$ -													
YELM DOLLARS FOR SCHOLARS	\$ 300.00	\$ 300.00	x												
LACEY SPRING FUN FAIR	\$ 2,500.00	\$ 2,500.00	x				Donation								
WILLIE S SPORT SHOP-JEFF HARWOOD	\$ 1,226.99	\$ 1,226.99													
WAL-MART #3850-ROB TYNDALL	\$ 35.79	\$ 35.79													
POPEYE'S #11363-JEFF HARWOOD	\$ 69.65	\$ 69.65													
SSP RAINIEREDUFUNDATION-JEFF HARWOOD	\$ 300.00	\$ 300.00	x												
SMART FOODSERVICE 548-ARIN ROBERTSON	\$ 47.54	\$ 47.54													
COSTCO WHSE #0740-ARIN ROBERTSON	\$ 250.98	\$ 250.98													
SAFEWAY #1173-ARIN ROBERTSON	\$ 278.26	\$ 278.26													
PCARD: PO 01296: PCARD VENDOR CODE FOR 1	\$ 300.00	\$ 300.00	x												
VUS000015926: PO 01400: BOYS AND GIRLS C	\$ -	\$ -													
PCARD: PO 01407: The MayDay Foundation:	\$ -	\$ -													
PCARD: PO 01496: Miller Ranch: PCard: Ma	\$ -	\$ -													
THE MAYDAY FOUNDATION-JEFF HARWOOD	\$ 250.00	\$ 250.00	x												
MILLER RANCH & HUNTING-JEFF HARWOOD	\$ 1,608.86	\$ 1,608.86	x												
OLIVE GARDEN 0021448-JEFF HARWOOD	\$ 658.89	\$ 658.89													
ATRIUM HLTH PNVLL GIFT-JEFF HARWOOD	\$ 45.03	\$ 45.03													
PCARD: PO 01465: Family Justice Center F	\$ 500.00	\$ 500.00	x												
PCARD: PO 02000: Costco: PCard: Cake / O	\$ -	\$ -													
PCARD: PO 02001: Safeway: PCard: Cake /	\$ -	\$ -													
Grand Total	\$ 95,021.73	\$ 95,021.73													
Unallowable		29,000													

Journal Entry Query Tool

v.4.6

NOTE: Ctrl+Shift+J to pull data

Date Range:
From: 2018-05
To: 2019-04

Districts: 2183
Accts: 70195
System:
Subsystem:

Other Criteria

Vendor Code:
Amount From:
Amount To:
Posting: All

Total of Entries: 16,340.02 0.00 *pstcd: P = Posted, U = Unposted, S = Staged, C=0 = IC Unposted, -1 = Hanging out there.
Num of Entries Shown: 36 *records limit: 10000

Full Account	Date	Amount USD	Amount CAD	Nat Currency	Journal Control Num	Pstcd*	Journal Description	User	R/Type	Vendor Code	One Time Vendor	Further Description	Date Doc	Doc Desc	Doc Ctrl Num
70195-2183-000-00	5/3/2018	909.93	0.00	USD	JRNLWA00372598	P	From Voucher Posting.	RosemaryS	OJJE IC	VUS000014985		WASHINGTON REFUSE & RECYCLING ASSOCIATION	5/1/18	WRRR Regular Dues	14134
70195-2183-000-00	5/31/2018	494.82	0.00	USD	JRNLWA00373884	P	Western Region PCard Activity	HelenaK	OJJE IC			SEMAHMOO RESORT HOTEL-JEFF HARWOOD			
70195-2183-000-00	5/31/2018	640.00	0.00	USD	JRNLWA00374690	P	Opex 12 - S LeMay PO Log accru	AlexandraP	OJJE IC			PCARD: PO 02312: WRRR: PCard: Annual Mee			
70195-2183-000-00	6/13/2018	909.93	0.00	USD	JRNLWA00375021	P	From Voucher Posting.	RosemaryS	OJJE IC	VUS000014985		WASHINGTON REFUSE & RECYCLING ASSOCIATION	6/1/18	WRRR Regular Dues	14217
70195-2183-000-00	6/30/2018	(640.00)	0.00	USD	JRNLWA00374765	P	Opex 12 - S LeMay PO Log accru	AlexandraP	OJJE IC			PCARD: PO 02312: WRRR: PCard: Annual Mee			
70195-2183-000-00	6/30/2018	640.00	0.00	USD	JRNLWA00375434	P	June PCard Activity - Western	HeatherWe	OJJE IC			IN WASHINGTON REFUSE & R-ARIN ROBERTSON			
70195-2183-000-00	6/30/2018	675.00	0.00	USD	JRNLWA00375434	P	June PCard Activity - Western	HeatherWe	OJJE IC			LACEY SOUTH SOUND CHAMBER-JEFF HARWOOD			
70195-2183-000-00	7/19/2018	909.93	0.00	USD	JRNLWA00376671	P	From Voucher Posting.	RosemaryS	OJJE IC	VUS000014985		WASHINGTON REFUSE & RECYCLING ASSOCIATION	7/1/18	WRRR regular dues	14290
70195-2183-000-00	7/31/2018	500.00	0.00	USD	JRNLWA00377696	P	Opex 12 - S LeMay PO Log accru	AlexandraP	OJJE IC			PCARD: PO 03014: Thurston County Economi			
70195-2183-000-00	8/9/2018	909.93	0.00	USD	JRNLWA00378064	P	From Voucher Posting.	MariaJ	OJJE IC	VUS000014985		WASHINGTON REFUSE & RECYCLING ASSOCIATION	8/1/18	WRRR Regular Dues	14340
70195-2183-000-00	8/31/2018	(500.00)	0.00	USD	JRNLWA00377742	P	Opex 12 - S LeMay PO Log accru	HelenaK	OJJE IC			PCARD: PO 03014: Thurston County Economi			
70195-2183-000-00	8/31/2018	500.00	0.00	USD	JRNLWA00379259	P	Opex 12 - S LeMay PO Log accru	AlexandraP	OJJE IC			VUS00025525: PO 03014: THURSTON COUNTY			
70195-2183-000-00	9/6/2018	500.00	0.00	USD	JRNLWA00378832	P	From Voucher Posting.	JudyA	OJJE IC	VUS000025525		THURSTON COUNTY ECONOMIC DEVELOP	7/1/18	Annual Membership 7-1-2018 - 6-30-19	13931
70195-2183-000-00	9/20/2018	909.93	0.00	USD	JRNLWA00379698	P	From Voucher Posting.	JudyA	OJJE IC	VUS000014985		WASHINGTON REFUSE & RECYCLING ASSOCIATION	9/1/18	WRRR Regular Dues	14367
70195-2183-000-00	9/30/2018	(500.00)	0.00	USD	JRNLWA00379348	P	Opex 12 - S LeMay PO Log accru	AlexandraP	OJJE IC			VUS00025525: PO 03014: THURSTON COUNTY			
70195-2183-000-00	10/18/2018	909.93	0.00	USD	JRNLWA00381303	P	From Voucher Posting.	MariaJ	OJJE IC	VUS000014985		WASHINGTON REFUSE & RECYCLING ASSOCIATION	10/1/18	WRRR Regular Dues	14394
70195-2183-000-00	10/31/2018	180.00	0.00	USD	JRNLWA00381684	S	Western PCard Activity - October	JenniferB	OJJE IC			COSTCO BUS CENTER 767-JEFF HARWOOD			JE22
70195-2183-000-00	10/31/2018	180.00	0.00	USD	JRNLWA00381684	P	Western PCard Activity - October	AlexandraP	OJJE IC			COSTCO BUS CENTER 767-JEFF HARWOOD			
70195-2183-000-00	11/19/2018	909.93	0.00	USD	JRNLWA00382796	P	From Voucher Posting.	JudyA	OJJE IC	VUS000014985		WASHINGTON REFUSE & RECYCLING ASSOCIATION	11/1/18	WRRR Regular Dues Nov.	14437
70195-2183-000-00	12/12/2018	909.93	0.00	USD	JRNLWA00384203	P	From Voucher Posting.	MariaJ	OJJE IC	VUS000014985		WASHINGTON REFUSE & RECYCLING ASSOCIATION	12/1/18	WRRR Regular Dues	14461
70195-2183-000-00	12/31/2018	1,025.00	0.00	USD	JRNLWA00384600	P	Western PCard Activity - Dec	HelenaK	OJJE IC			THURSTON COUNTY CHAMBE-JEFF HARWOOD			
70195-2183-000-00	12/31/2018	275.00	0.00	USD	JRNLWA00385306	P	OPEX13 - Pcard Accrual	AlexandraP	OJJE IC			WASHINGTON STATE RECYCLIN-JEFF HARWOOD			
70195-2183-000-00	1/17/2019	876.65	0.00	USD	JRNLWA00385855	P	From Voucher Posting.	JudyA	OJJE IC	VUS000014985		WASHINGTON REFUSE & RECYCLING ASSOCIATION	1/1/19	WRRR Regular Dues	14621
70195-2183-000-00	2/28/2019	(275.00)	0.00	USD	JRNLWA00385402	P	OPEX13 - Pcard Accrual	AlexandraP	OJJE IC			WASHINGTON STATE RECYCLIN-JEFF HARWOOD			
70195-2183-000-00	1/31/2019	275.00	0.00	USD	JRNLWA00386265	P	Western PCard Activity - Jan	AlexandraP	OJJE IC			WASHINGTON STATE RECYCLIN-JEFF HARWOOD			
70195-2183-000-00	1/31/2019	431.60	0.00	USD	JRNLWA00386265	P	Western PCard Activity - Jan	AlexandraP	OJJE IC			THE OLYMPIAN-CIRCULATI-JEFF HARWOOD			
70195-2183-000-00	2/18/2019	876.65	0.00	USD	JRNLWA00387401	P	From Voucher Posting.	JudyA	OJJE IC	VUS000014985		WASHINGTON REFUSE & RECYCLING ASSOCIATION	2/1/19	WRRR Regular Dues	14650
70195-2183-000-00	2/28/2019	208.00	0.00	USD	JRNLWA00388437	P	2019-02 Tach PO Log Accr	AlexandraP	OJJE IC			PO 00858: ASSOCIATION OF WASHINGTON BUSI			
70195-2183-000-00	2/28/2019	25.00	0.00	USD	JRNLWA00388494	P	PO Log Accrual	AlexandraP	OJJE IC			VUS00008916: PO 00867: CONCERN FOR ANIM			
70195-2183-000-00	3/5/2019	208.00	0.00	USD	JRNLWA00387839	P	From Voucher Posting.	JudyA	OJJE IC	VUS000014809		ASSOCIATION OF WASHINGTON BUSINESS	3/1/19	192113 - AWB Association of WA Business	192113
70195-2183-000-00	3/26/2019	876.65	0.00	USD	JRNLWA00388964	P	From Voucher Posting.	JudyA	OJJE IC	VUS000014985		WASHINGTON REFUSE & RECYCLING ASSOCIATION	3/1/19	WRRR Regular Dues	14680
70195-2183-000-00	3/31/2019	(208.00)	0.00	USD	JRNLWA00388559	P	2019-02 Tach PO Log Accr	AlexandraP	OJJE IC			PO 00858: ASSOCIATION OF WASHINGTON BUSI			
70195-2183-000-00	3/31/2019	(25.00)	0.00	USD	JRNLWA00388585	P	PO Log Accrual	AlexandraP	OJJE IC			VUS00008916: PO 00867: CONCERN FOR ANIM			
70195-2183-000-00	4/10/2019	876.65	0.00	USD	JRNLWA00390306	P	From Voucher Posting.	JudyA	OJJE IC	VUS000014985		WASHINGTON REFUSE & RECYCLING ASSOCIATION	4/1/19	WRRR Regular Dues	14709
70195-2183-000-00	4/30/2019	239.56	0.00	USD	JRNLWA00390650	P	Western Pcard Activity - April	HelenaK	OJJE IC			TRACKBILL, LLC-LYNSIE BRESSLER			
70195-2183-000-00	4/30/2019	705.00	0.00	USD	JRNLWA00391257	P	OPEX13 - Pcard Accrual	AlexandraP	OJJE IC			LACEY SOUTH SOUND CHAMBER-JEFF HARWOOD			

End of List

Row Labels	Sum of Amount USD	Pasted Values
WASHINGTON REFUSE & RECYCLING ASSOC	\$ 10,786.04	\$ 10,786.04
SEMAHMOO RESORT HOTEL-JEFF HARWOOD	\$ 494.82	\$ 494.82 x
PCARD: PO 02312: WRRR: PCard: Annual Mee	\$ -	\$ -
IN WASHINGTON REFUSE & R-ARIN ROBERTSON	\$ 640.00	\$ 640.00
LACEY SOUTH SOUND CHAMBER-JEFF HARWOOD	\$ 1,380.00	\$ 1,380.00 x
PCARD: PO 03014: Thurston County Economi	\$ -	\$ -
VUS00025525: PO 03014: THURSTON COUNTY	\$ -	\$ -
THURSTON COUNTY ECONOMIC DEVELOPMENT	\$ 500.00	\$ 500.00
COSTCO BUS CENTER 767-JEFF HARWOOD	\$ 360.00	\$ 360.00
THURSTON COUNTY CHAMBE-JEFF HARWOOD	\$ 1,025.00	\$ 1,025.00
WASHINGTON STATE RECYCLIN-JEFF HARWOOD	\$ 275.00	\$ 275.00 x
THE OLYMPIAN-CIRCULATI-JEFF HARWOOD	\$ 431.60	\$ 431.60
PO 00858: ASSOCIATION OF WASHINGTON BUSI	\$ -	\$ -
VUS00008916: PO 00867: CONCERN FOR ANIM	\$ -	\$ -
ASSOCIATION OF WASHINGTON BUSINESS	\$ 208.00	\$ 208.00 x
TRACKBILL, LLC-LYNSIE BRESSLER	\$ 239.56	\$ 239.56 x
Grand Total	\$ 16,340.02	\$ 16,340.02

See Calc below
 WRSA conference
 WRRR conference registration
 City of Lacey Chamber membership
 Thurston County economic development membership
 Costco business membership
 Thurston County Chamber membership
 WSRRA membership
 Local newspaper subscription
 Association of WA Business membership
 Trackbill program for Governmental Affairs (??)

Unallowable \$ 4,215.29

WRRR Regular Due	
Total	10,786.04
Less disallowed portion	(1,617.91)
Allowable:	9,168.13

Journal Entry Query Tool
v.4.6

NOTE: Ctrl+Shift+J to pull data

Date Range:	
From:	2018-05
To:	2019-04

*psdt: P = Posted, U = Unposted, S = Staged, C:0 = I/C Unposted, -1 = Hanging out there.
*records limit: 10000

Other Criteria	
Districts:	2183
Accts:	40101
System:	
Subsystem:	
Vendor Code:	
Amount From:	
Amount To:	
Posting:	All

Total of Entries:	11,974,996.00	0.00
Num of Entries Shown:	48	48

Full Account	Date	Amount USD	Amount CAD	Nat Currency	Journal Control Num	Psted*	Journal Description	User	R/Type	Vendor Code	One Time Vendor	Further Description	Date Doc	Doc Desc	Doc Ctrl Num
40101-2183-000-01	5/17/2018	924,718.00	0.00	USD	JRNLWA00373559	P	From Voucher Posting.	RosemaryS	0/JE IC	VUS000015249		THURSTON COUNTY SOLID WASTE UT	4/30/18	MONTHLY DUMP BILL	Disposal 0418
40101-2183-000-02	5/17/2018	44,953.00	0.00	USD	JRNLWA00373559	P	From Voucher Posting.	RosemaryS	0/JE IC	VUS000015249		THURSTON COUNTY SOLID WASTE UT	4/30/18	MONTHLY DUMP BILL	Disposal 0418
40101-2183-000-01	5/31/2018	(964,070.00)	0.00	USD	JRNLWA00373291	P	Opex 12 - S LeMay PO Log accru	AlexandraP	0/JE IC			VUS000015249: PO 00605: THURSTON COUNTY			
40101-2183-000-01	5/31/2018	1,098,626.00	0.00	USD	JRNLWA00374690	P	Opex 12 - S LeMay PO Log accru	AlexandraP	0/JE IC			VUS000015249: PO 00605: THURSTON COUNTY			
40101-2183-000-01	6/14/2018	1,033,942.00	0.00	USD	JRNLWA00375047	P	From Voucher Posting.	RosemaryS	0/JE IC	VUS000015249		THURSTON COUNTY SOLID WASTE UT	5/31/18	MONTHLY DUMP BILL	Disposal May 2018
40101-2183-000-02	6/14/2018	67,339.00	0.00	USD	JRNLWA00375047	P	From Voucher Posting.	RosemaryS	0/JE IC	VUS000015249		THURSTON COUNTY SOLID WASTE UT	5/31/18	MONTHLY DUMP BILL	Disposal May 2018
40101-2183-000-01	6/30/2018	(1,098,626.00)	0.00	USD	JRNLWA00374765	P	Opex 12 - S LeMay PO Log accru	AlexandraP	0/JE IC			VUS000015249: PO 00605: THURSTON COUNTY			
40101-2183-000-01	6/30/2018	982,637.00	0.00	USD	JRNLWA00376175	P	Opex 12 - S LeMay PO Log accru	AlexandraP	0/JE IC			VUS000015249: PO 00605: THURSTON COUNTY			
40101-2183-000-01	7/12/2018	939,230.00	0.00	USD	JRNLWA00376604	P	From Voucher Posting.	RosemaryS	0/JE IC	VUS000015249		THURSTON COUNTY SOLID WASTE UT	6/30/18	MONTHLY DUMP BILL	Disposal June 2018
40101-2183-000-02	7/12/2018	47,843.00	0.00	USD	JRNLWA00376604	P	From Voucher Posting.	RosemaryS	0/JE IC	VUS000015249		THURSTON COUNTY SOLID WASTE UT	6/30/18	MONTHLY DUMP BILL	Disposal June 2018
40101-2183-000-01	7/31/2018	(982,637.00)	0.00	USD	JRNLWA00376330	P	Opex 12 - S LeMay PO Log accru	AlexandraP	0/JE IC			VUS000015249: PO 00605: THURSTON COUNTY			
40101-2183-000-01	7/31/2018	1,010,889.00	0.00	USD	JRNLWA00377696	P	Opex 12 - S LeMay PO Log accru	AlexandraP	0/JE IC			VUS000015249: PO 00605: THURSTON COUNTY			
40101-2183-000-01	8/14/2018	973,029.00	0.00	USD	JRNLWA00378101	P	From Voucher Posting.	JudyA	0/JE IC	VUS000015249		THURSTON COUNTY SOLID WASTE UT	7/31/18	MONTHLY DUMP BILL	Disposal 0718
40101-2183-000-02	8/14/2018	38,800.00	0.00	USD	JRNLWA00378101	P	From Voucher Posting.	JudyA	0/JE IC	VUS000015249		THURSTON COUNTY SOLID WASTE UT	7/31/18	MONTHLY DUMP BILL	Disposal 0718
40101-2183-000-01	8/31/2018	(1,010,889.00)	0.00	USD	JRNLWA00377742	P	Opex 12 - S LeMay PO Log accru	Helenak	0/JE IC			VUS000015249: PO 00605: THURSTON COUNTY			
40101-2183-000-01	8/31/2018	1,057,086.00	0.00	USD	JRNLWA00379259	P	Opex 12 - S LeMay PO Log accru	AlexandraP	0/JE IC			VUS000015249: PO 00605: THURSTON COUNTY			
40101-2183-000-01	9/12/2018	1,022,428.00	0.00	USD	JRNLWA00379591	P	From Voucher Posting.	JudyA	0/JE IC	VUS000015249		THURSTON COUNTY SOLID WASTE UT	8/31/18	MONTHLY DUMP BILL	Disposal 0818
40101-2183-000-02	9/12/2018	34,784.00	0.00	USD	JRNLWA00379591	P	From Voucher Posting.	JudyA	0/JE IC	VUS000015249		THURSTON COUNTY SOLID WASTE UT	8/31/18	MONTHLY DUMP BILL	Disposal 0818
40101-2183-000-01	9/30/2018	(1,057,086.00)	0.00	USD	JRNLWA00379348	P	Opex 12 - S LeMay PO Log accru	AlexandraP	0/JE IC			VUS000015249: PO 00605: THURSTON COUNTY			
40101-2183-000-01	9/30/2018	922,011.00	0.00	USD	JRNLWA00380840	P	Opex 12 - S LeMay PO Log accru	AlexandraP	0/JE IC			PO 00605: THURSTON COUNTY SOLID WASTE UT			
40101-2183-000-01	10/11/2018	894,638.00	0.00	USD	JRNLWA00381218	P	From Voucher Posting.	JudyA	0/JE IC	VUS000015249		THURSTON COUNTY SOLID WASTE UT	9/30/18	MONTHLY DUMP BILL	Disp 0918
40101-2183-000-02	10/11/2018	32,977.00	0.00	USD	JRNLWA00381218	P	From Voucher Posting.	JudyA	0/JE IC	VUS000015249		THURSTON COUNTY SOLID WASTE UT	9/30/18	MONTHLY DUMP BILL	Disp 0918
40101-2183-000-01	10/31/2018	(922,011.00)	0.00	USD	JRNLWA00380934	P	Opex 12 - S LeMay PO Log accru	Helenak	0/JE IC			PO 00605: THURSTON COUNTY SOLID WASTE UT			
40101-2183-000-01	10/31/2018	1,052,854.00	0.00	USD	JRNLWA00382292	P	PO Log Accrual	AlexandraP	0/JE IC			PO 00605: THURSTON COUNTY SOLID WASTE UT			
40101-2183-000-01	11/13/2018	1,014,373.00	0.00	USD	JRNLWA00382746	P	From Voucher Posting.	JudyA	0/JE IC	VUS000015249		THURSTON COUNTY SOLID WASTE UT	10/31/18	MONTHLY DUMP BILL	Disp 1018
40101-2183-000-02	11/13/2018	41,152.00	0.00	USD	JRNLWA00382746	P	From Voucher Posting.	JudyA	0/JE IC	VUS000015249		THURSTON COUNTY SOLID WASTE UT	10/31/18	MONTHLY DUMP BILL	Disp 1018
40101-2183-000-01	11/30/2018	(1,052,854.00)	0.00	USD	JRNLWA00382302	P	PO Log Accrual	AlexandraP	0/JE IC			PO 00605: THURSTON COUNTY SOLID WASTE UT			
40101-2183-000-01	11/30/2018	1,041,723.00	0.00	USD	JRNLWA00383878	P	PO Log Accrual	AlexandraP	0/JE IC			VUS000015249: PO 00605: THURSTON COUNTY			
40101-2183-000-01	12/13/2018	1,000,214.00	0.00	USD	JRNLWA00384229	P	From Voucher Posting.	JudyA	0/JE IC	VUS000015249		THURSTON COUNTY SOLID WASTE UT	11/30/18	MONTHLY DUMP BILL	Disp 1118
40101-2183-000-02	12/13/2018	46,757.00	0.00	USD	JRNLWA00384229	P	From Voucher Posting.	JudyA	0/JE IC	VUS000015249		THURSTON COUNTY SOLID WASTE UT	11/30/18	MONTHLY DUMP BILL	Disp 1118
40101-2183-000-01	12/31/2018	(1,041,723.00)	0.00	USD	JRNLWA00383964	P	PO Log Accrual	AlexandraP	0/JE IC			VUS000015249: PO 00605: THURSTON COUNTY			
40101-2183-000-01	12/31/2018	952,165.00	0.00	USD	JRNLWA00385314	P	PO Log Accrual	AlexandraP	0/JE IC			VUS000015249: PO 00605: THURSTON COUNTY			
40101-2183-000-01	1/17/2019	927,298.00	0.00	USD	JRNLWA00385857	P	From Voucher Posting.	JudyA	0/JE IC	VUS000015249		THURSTON COUNTY SOLID WASTE UT	12/31/18	MONTHLY DUMP BILL	Disp 1218
40101-2183-000-02	1/17/2019	28,955.00	0.00	USD	JRNLWA00385857	P	From Voucher Posting.	JudyA	0/JE IC	VUS000015249		THURSTON COUNTY SOLID WASTE UT	12/31/18	MONTHLY DUMP BILL	Disp 1218
40101-2183-000-01	1/31/2019	(952,165.00)	0.00	USD	JRNLWA00385403	P	PO Log Accrual	AlexandraP	0/JE IC			VUS000015249: PO 00605: THURSTON COUNTY			
40101-2183-000-01	1/31/2019	1,037,943.00	0.00	USD	JRNLWA00386968	P	PO Log Accrual	AlexandraP	0/JE IC			VUS000015249: PO 05730: THURSTON COUNTY			
40101-2183-000-01	2/14/2019	1,010,266.00	0.00	USD	JRNLWA00387372	P	From Voucher Posting.	MariaJ	0/JE IC	VUS000015249		THURSTON COUNTY SOLID WASTE UT	1/31/19	MONTHLY DUMP BILL	Dump Bill Jan 2019
40101-2183-000-02	2/14/2019	30,724.00	0.00	USD	JRNLWA00387372	P	From Voucher Posting.	MariaJ	0/JE IC	VUS000015249		THURSTON COUNTY SOLID WASTE UT	1/31/19	MONTHLY DUMP BILL	Dump Bill Jan 2019
40101-2183-000-01	2/28/2019	(1,037,943.00)	0.00	USD	JRNLWA00387078	P	PO Log Accrual	AlexandraP	0/JE IC			VUS000015249: PO 05730: THURSTON COUNTY			
40101-2183-000-01	2/28/2019	797,103.00	0.00	USD	JRNLWA00388494	P	PO Log Accrual	AlexandraP	0/JE IC			VUS000015249: PO 05730: THURSTON COUNTY			
40101-2183-000-01	3/11/2019	780,534.00	0.00	USD	JRNLWA00388777	P	From Voucher Posting.	JudyA	0/JE IC	VUS000015249		THURSTON COUNTY SOLID WASTE UT	2/28/19	MONTHLY DUMP BILL	Disposal 0219
40101-2183-000-02	3/11/2019	16,945.00	0.00	USD	JRNLWA00388777	P	From Voucher Posting.	JudyA	0/JE IC	VUS000015249		THURSTON COUNTY SOLID WASTE UT	2/28/19	MONTHLY DUMP BILL	Disposal 0219
40101-2183-000-01	3/31/2019	(797,103.00)	0.00	USD	JRNLWA00388585	P	PO Log Accrual	AlexandraP	0/JE IC			VUS000015249: PO 05730: THURSTON COUNTY			
40101-2183-000-01	3/31/2019	947,863.00	0.00	USD	JRNLWA00389929	P	PO Log Accrual	Helenak	0/JE IC			VUS000015249: PO 05730: THURSTON COUNTY			
40101-2183-000-01	4/15/2019	919,353.00	0.00	USD	JRNLWA00390353	P	From Voucher Posting.	JeffS	0/JE IC	VUS000015249		THURSTON COUNTY SOLID WASTE UT	3/31/19	MONTHLY DUMP BILL	Disposal 0319
40101-2183-000-02	4/15/2019	32,785.00	0.00	USD	JRNLWA00390353	P	From Voucher Posting.	JeffS	0/JE IC	VUS000015249		THURSTON COUNTY SOLID WASTE UT	3/31/19	MONTHLY DUMP BILL	Disposal 0319
40101-2183-000-01	4/30/2019	(947,863.00)	0.00	USD	JRNLWA00390016	P	PO Log Accrual	AlexandraP	0/JE IC			VUS000015249: PO 05730: THURSTON COUNTY			
40101-2183-000-01	4/30/2019	1,035,029.00	0.00	USD	JRNLWA00391430	P	PO Log Accrual	Helenak	0/JE IC			VUS000015249: PO 05730: THURSTON COUNTY			

End of List
Full Account 40101-2183-000-02

Sum of Amount USD
464,014.00 Total YW Disposal

\$ 464,014.00 Total YW Disposal
\$ (43,083.91) Comm YW Disposal
\$ 420,930.09 Residential YW Disposal

Journal Entry Query Tool
v.4.6

NOTE: Ctrl+Shift+J to pull data

Date Range:	
From: 2018-05	To: 2019-04

Total of Entries: 5,622.12 0.00 *pstd: P = Posted, U = Unposted, S = Staged, C:0 = IVC Unposted, -1 = Hanging out there.
 Num of Entries Shown: 36 36 *records limit: 10000

Other Criteria	
Districts: 2183	Vendor Code:
Accts: 70255	Amount From:
System:	Amount To:
Subsystem:	Posting: All

Full Account	Date	Amount USD	Amount CAD	Nat Currency	Journal Control Num	Psted*	Journal Description	User	R/Type	Vendor Code	One Time Vendor	Further Description	Date Doc	Doc Desc	Doc Ctrl Num
70255-2183-000-00	5/31/2018	(644.37)	0.00	USD	JRNLW A00372920	P	Ruby Canyon, Cameron Cole Accr	AlexandraP	O/JE IC			Ruby Canyon, Cameron Cole Accrual - Apr			
70255-2183-000-00	5/31/2018	(275.00)	0.00	USD	JRNLW A00373291	P	Opex 12 - S LeMay PO Log accru	AlexandraP	O/JE IC			PCARD: PO 00009: InSite: PCard: Waste Al			
70255-2183-000-00	5/31/2018	412.82	0.00	USD	JRNLW A00373784	P	From Voucher Posting.	RosemaryS	O/JE IC	VUS000023857		NEAL JOHNSON	4/22/18	Third party pricing consultant for UTC m	WCN-01
70255-2183-000-00	5/31/2018	275.00	0.00	USD	JRNLW A00373884	P	Western Region PCard Activity	HelenaK	O/JE IC			IN INSITE LGA CORP--JEFF HARWOOD			
70255-2183-000-00	5/31/2018	1,287.79	0.00	USD	JRNLW A00374422	P	Ruby Canyon, Cameron Cole Accr	AlexandraP	O/JE IC			Ruby Canyon, Cameron Cole Accrual - May			
70255-2183-000-00	5/31/2018	275.00	0.00	USD	JRNLW A00374690	P	Opex 12 - S LeMay PO Log accru	AlexandraP	O/JE IC			PCARD: PO 00009: InSite: PCard: Waste Al			
70255-2183-000-00	6/18/2018	212.93	0.00	USD	JRNLW A00375068	P	From Voucher Posting.	RosemaryS	O/JE IC	VUS000023348		SHANE LOCKE	6/8/18	20180708 - NEW DIVISION LOGO	20180708
70255-2183-000-00	6/30/2018	(1,287.79)	0.00	USD	JRNLW A00374437	P	Ruby Canyon, Cameron Cole Accr	AlexandraP	O/JE IC			Ruby Canyon, Cameron Cole Accrual - May			
70255-2183-000-00	6/30/2018	(275.00)	0.00	USD	JRNLW A00374765	P	Opex 12 - S LeMay PO Log accru	AlexandraP	O/JE IC			PCARD: PO 00009: InSite: PCard: Waste Al			
70255-2183-000-00	6/30/2018	275.00	0.00	USD	JRNLW A00375434	P	June PCard Activity - Western	HeatherWe	O/JE IC			IN INSITE LGA CORP--ARIN ROBERTSON			
70255-2183-000-00	6/30/2018	275.00	0.00	USD	JRNLW A00375434	P	June PCard Activity - Western	HeatherWe	O/JE IC			IN INSITE LGA CORP--JEFF HARWOOD			
70255-2183-000-00	6/30/2018	305.34	0.00	USD	JRNLW A00375586	P	Ruby Canyon, Cameron Cole Accr	HeatherWe	O/JE IC			Ruby Canyon, Cameron Cole Accrual - Jun			
70255-2183-000-00	6/30/2018	1,287.79	0.00	USD	JRNLW A00375587	P	Ruby Canyon, Cameron Cole Allo	HeatherWe	O/JE IC			Ruby Canyon, Cameron Cole Allocation -			
70255-2183-000-00	7/31/2018	(305.34)	0.00	USD	JRNLW A00375663	P	Ruby Canyon, Cameron Cole Accr	HelenaK	O/JE IC			Ruby Canyon, Cameron Cole Accrual - Jun			
70255-2183-000-00	7/31/2018	275.00	0.00	USD	JRNLW A00376944	P	July Pcard Activity - Western	AlexandraP	O/JE IC			IN INSITE LGA CORP--JEFF HARWOOD			
70255-2183-000-00	7/31/2018	240.00	0.00	USD	JRNLW A00376947	P	Pcard Activity July18	AlexandraP	O/JE IC			GADGET FIX--NAMEN CHAMBLISS			
70255-2183-000-00	7/31/2018	25.68	0.00	USD	JRNLW A00377679	P	Ruby Canyon, Cameron Cole Accr	AlexandraP	O/JE IC			Ruby Canyon, Cameron Cole Accrual - Jul			
70255-2183-000-00	7/31/2018	305.34	0.00	USD	JRNLW A00377680	P	Ruby Canyon, Cameron Cole Allo	AlexandraP	O/JE IC			Ruby Canyon, Cameron Cole Allocation -			
70255-2183-000-00	8/31/2018	(25.68)	0.00	USD	JRNLW A00377736	P	Ruby Canyon, Cameron Cole Accr	HelenaK	O/JE IC			Ruby Canyon, Cameron Cole Accrual - Jul			
70255-2183-000-00	8/31/2018	275.00	0.00	USD	JRNLW A00378512	P	Aug Pcard Activity - Western	HelenaK	O/JE IC			IN INSITE LGA CORP--JEFF HARWOOD			
70255-2183-000-00	8/31/2018	25.68	0.00	USD	JRNLW A00379245	P	Ruby Canyon, Cameron Cole Allo	AlexandraP	O/JE IC			Ruby Canyon, Cameron Cole Allocation -			
70255-2183-000-00	8/31/2018	84.01	0.00	USD	JRNLW A00379246	P	Ruby Canyon, Cameron Cole Accr	AlexandraP	O/JE IC			Ruby Canyon, Cameron Cole Accrual - Aug			
70255-2183-000-00	9/30/2018	(84.01)	0.00	USD	JRNLW A00379342	P	Ruby Canyon, Cameron Cole Accr	AlexandraP	O/JE IC			Ruby Canyon, Cameron Cole Accrual - Aug			
70255-2183-000-00	9/30/2018	275.00	0.00	USD	JRNLW A00380086	P	Western PCard Activity - Septe	AlexandraP	O/JE IC			IN INSITE LGA CORP--JEFF HARWOOD			
70255-2183-000-00	9/30/2018	161.19	0.00	USD	JRNLW A00380525	P	Ruby Canyon, Cameron Cole Allo	AlexandraP	O/JE IC			Ruby Canyon, Cameron Cole Allocation -			
70255-2183-000-00	9/30/2018	28.90	0.00	USD	JRNLW A00380675	P	Ruby Canyon, Cameron Cole Accr	HelenaK	O/JE IC			Ruby Canyon, Cameron Cole Accrual - Sep			
70255-2183-000-00	10/31/2018	275.00	0.00	USD	JRNLW A00380706	S	Western PCard Activity - October	JenniferB	O/JE IC			IN INSITE LGA CORP--JEFF HARWOOD			JE22
70255-2183-000-00	10/31/2018	(28.90)	0.00	USD	JRNLW A00381684	P	Ruby Canyon, Cameron Cole Accr	HelenaK	O/JE IC			Ruby Canyon, Cameron Cole Accrual - Sep			
70255-2183-000-00	10/31/2018	275.00	0.00	USD	JRNLW A00381684	P	Western PCard Activity - Octob	AlexandraP	O/JE IC			IN INSITE LGA CORP--JEFF HARWOOD			
70255-2183-000-00	10/31/2018	45.74	0.00	USD	JRNLW A00382380	P	Ruby Canyon, Cameron Cole Allo	AlexandraP	O/JE IC			Ruby Canyon, Cameron Cole Allocation Se			
70255-2183-000-00	11/30/2018	275.00	0.00	USD	JRNLW A00383135	P	Nov PCard Activity - Western	HelenaK	O/JE IC			IN INSITE LGA CORP--JEFF HARWOOD			
70255-2183-000-00	12/31/2018	275.00	0.00	USD	JRNLW A00384600	P	Western PCard Activity - Dec	HelenaK	O/JE IC			IN INSITE LGA CORP--JEFF HARWOOD			
70255-2183-000-00	1/31/2019	275.00	0.00	USD	JRNLW A00386265	P	Western PCard Activity - Jan	AlexandraP	O/JE IC			IN INSITE LGA CORP--JEFF HARWOOD			
70255-2183-000-00	2/28/2019	275.00	0.00	USD	JRNLW A00387734	P	Western PCard Activity - Feb	AlexandraP	O/JE IC			IN INSITE LGA CORP--JEFF HARWOOD			
70255-2183-000-00	3/31/2019	275.00	0.00	USD	JRNLW A00389218	P	Western Pcard Activity - March	HelenaK	O/JE IC			IN INSITE LGA CORP--JEFF HARWOOD			
70255-2183-000-00	4/30/2019	275.00	0.00	USD	JRNLW A00391257	P	OPEX13 - Pcard Accrual	AlexandraP	O/JE IC			IN INSITE LGA CORP--JEFF HARWOOD			

End of List

Row Labels	Sum of Amount USD	Pasted Values
GADGET FIX--NAMEN CHAMBLISS	\$ 240.00	\$ 240.00 Route Tablets repair
IN INSITE LGA CORP--ARIN ROBERTSON	\$ 275.00	\$ 275.00 Waste Alert Monitoring and Reporting (government news tracking for local jurisdictions)
IN INSITE LGA CORP--JEFF HARWOOD	\$ 3,575.00	\$ 3,575.00 Waste Alert Monitoring and Reporting (government news tracking for local jurisdictions)
NEAL JOHNSON	\$ 412.82	\$ 412.82 Third party pricing consultant for UTC model
PCARD: PO 00009: InSite: PCard: Waste Al	\$ (275.00)	\$ (275.00) Waste Alert Monitoring and Reporting (government news tracking for local jurisdictions)
Ruby Canyon, Cameron Cole Accrual - Apr	\$ (644.37)	\$ (644.37) Corp allocation of Cameron Cole expense
Ruby Canyon, Cameron Cole Accrual - Aug	\$ -	\$ -
Ruby Canyon, Cameron Cole Accrual - Jul	\$ -	\$ -
Ruby Canyon, Cameron Cole Accrual - Jun	\$ -	\$ -
Ruby Canyon, Cameron Cole Accrual - May	\$ -	\$ -
Ruby Canyon, Cameron Cole Accrual - Sep	\$ -	\$ -
Ruby Canyon, Cameron Cole Allocation -	\$ 1,780.00	\$ 1,780.00 Corp allocation of Cameron Cole expense
Ruby Canyon, Cameron Cole Allocation Se	\$ 45.74	\$ 45.74 Corp allocation of Cameron Cole expense
SHANE LOCKE	\$ 212.93	\$ 212.93 New division logo
Grand Total	\$ 5,622.12	\$ 5,622.12 Allowable