

BU 1055 & 2565
Period End Aug 31, 2020

Waste Management of Seattle and South Sound

Tab Legend for WPs

Hard Code Value Source Data

	Rate Case Checklist	
	Trial Balances	
	WTB - Combined	System download
	Summary of Adjustments	
	Com1 MSW	System download
	Com1 RCY	System download
	Res1 MSW	System download
	Res1 YDW	System download
	Res1 RCY	System download
	Rolloff	System download
	12 Month IS	System download
	Revenue/Priceout and LG Analysis	
	LG - Total	
	LG - Com1 MSW	
	LG - Res1 MSW	
	LG - Res1 RCY	
	LG - Res1 YWCom1 Garbage	
	LG - Roff Off	
	Com1 Priceout	
	Res1 Priceout	
	Roll Off Priceout	
	Roll Off Hauls	
	Customers	
	Revenue Summary	
	CM RS Revenue Detail	
	Industrial Revenue Detail	
	Haz Waste Detail	
	Fixed Assets	
	Fixed Asset Reconciliation	System Download
	Summary of Detail	System Download
	Nov. FA Detail	System Download
	Nov. 2020 BS	System Download
	Adds after 11 2020	System Download
	Route Statistics	
	Summary of Cost Allocators	
	Disposal, Processing Fees and Utility Taxes	
	Disposal Summary	System Download
	500500	
	AP - 500500	
	Cedar Grove Billings	System Download
	YW - 500820	System Download
	Processing Fees - 501700	System Download
	Payroll	
	Wage Summary	
	Wage Scale	
	SS Wage Detail	System Download
	Seattle Wage Detail	System Download
	Overhead Allocation	
	OH Allocations	
	Area Overhead (Pivot Table)	System Download
	Statutory Trial Balance (Area)	System Download
	Corp OH	System Download
	WM Operating Costs	System Download
	Detail Corp OH expanded	System Download
	Operations Detail	System Download
	RMC CBC Summary	System Download
	Call Center Detail Expanded	System Download
	Miscellaneous	
	WRRRA Fees	
	MRF ROR Analysis	
	JMK IS	System Download
	JMK FA	System Download
	Bad Debts	System Download
	Legal Fees	System Download

Waste Management of Seattle and South Sound Solid Waste General Rate Case Checklist

Staff provides this checklist to help you determine if your filing meets the requirements set forth in WAC 480-07-520. A complete and well

- > Mark an "X" in "blank space" if the document was provided in the company's general rate case filing.
- > Location of document: If applicable, write the location of where the document can be found in the work papers.
- > Item not filed: If applicable, write "YES" if the item was not provided AND the company filed a petition for exemption.
- > Item not filed: Write "NO" if the item was not provided AND the company did NOT file a petition for exemption.

 480-07-520(1) **Proposed Tariff.** The proposed tariff sheets filed with one paper copy.

- 480-07-140(1)(a) Tariff sheets filed electronically were submitted via the commission's records center web portal and according to WAC 480-07-140(6)
- Tariff complies with WAC 480-70-226 through WAC 480-70-351.
- Tariff complies with standard tariff template.

 480-07-520(2) **Local government ordinances and notices.**

- 480-70-326(3)(a) Filings due to governmental or other entity, action require documentation of that action. Examples of documentation include: ordinances, resolutions, and disposal site fee increase or decrease notices.

Location of document: _____

Item not provided: filed petition for exemption: _____

- A copy of the customer notice the company has, or will, mail to customers in compliance with WAC 480-70-271.

480-07-520(3) **Transmittal Letter**

- 480-70-326(2)(a) requires:

- (i) The name, certificate number, and trade names of the company
- (ii) A description of each proposed change and a brief statement of the reason for each change;
- (iii) The dollar and percentage amounts that revenue will change if the filing is approved by the commission;
- (iv) The percentage amount that rates will change if approved by the commission;
- (v) A contact person's name, mailing address, telephone number, fax number (if any), and e-mail address (if any); and
- (vi) A statement that the company mailed a copy of the transmittal letter to the chair of the county commission or county council

- 480-70-326(2)(b) requires the transmittal letter accompanying a filing that increases rates or charges must also include the date customer
- 480-70-326(3)(b) requires that a tariff filing made by a person other than an owner, partner, or corporate officer, a statement granting authority for that person to file on behalf of the company must be signed by an owner, partner, or corporate officer, and may be incorporated into the transmittal letter accompanying the filing.

Location of document: See "Transmittal Letter" that accompanied the rate filing.

Item not provided: filed petition for exemption: _____

480-07-520(4) **Work papers.**

- One electronic copy of all supporting work papers for the test year, which is the most recent or most appropriate consecutive twelve-month
- 4(a) A detailed pro forma income statement separated among solid waste, single family residential recycling, multifamily recycling, and yard waste, with restating actual and pro forma adjustments, including all supporting calculations and documentation for all adjustments.

Location of document: See the file entitled "Seattle South Sound Rate Case Workpapers 12.31.2020v1", summarized in various pro forma income statement by line of business in sheets appropriate

Item not provided: filed petition for exemption: Yes; the income statement is limited to the operations of WM Seattle and WM South Sound

- Every number resulting from a calculation includes the formula used to calculate the number: by formula imbedded in a spreadsheet cell, by

- 4(a)(i) Restating actual adjustments. The booked operating results adjusted for any defects or infirmities in actual recorded results that can

Location of document: See the file entitled "Seattle South Sound Rate Case Workpapers 12.31.2020v1", summarized in various pro forma income statement by line of business in sheets appropriate

Item not provided: filed petition for exemption: Yes; the income statement is limited to the operations of WM Seattle and WM South Sound

- 4(a)(ii) Pro forma adjustments give effect for the test period to all known and measurable changes that are not offset by other factors. The

Location of document: See the file entitled "Seattle South Sound Rate Case Workpapers 12.31.2020v1", summarized in various pro forma income statement by line of business in sheets appropriate

Item not provided: filed petition for exemption: Yes; the income statement is limited to the operations of WM Seattle and WM South Sound

- 4(b) A calculation of the revenue impact of proposed tariff revisions.

Location of document: See the file entitled "Seattle South Sound Rate Case Workpapers 12.31.2020v1", summarized in various pro forma income statement by line of business in sheets appropriate

Item not provided: filed petition for exemption: Yes; the income statement is limited to the operations of WM Seattle and WM South Sound

- 4(c) An income statement listing all revenue and expense accounts by month.

Location of document: See the file entitled "Seattle South Sound Rate Case Workpapers 12.31.2020v1", summarized in various pro forma income statement by line of business in sheets appropriate

Item not provided: filed petition for exemption: Yes; the income statement is limited to the operations of WM Seattle and WM South Sound

- 4(d) If non-regulated revenue represents more than ten percent of total company test period revenue, a detailed separation of all revenue and expenses between regulated and non-regulated operations.

Location of document: See the file entitled "Seattle South Sound Rate Case Workpapers 12.31.2020v1", summarized in various pro forma income statement by line of business in sheets appropriate

Item not provided: filed petition for exemption: Yes; the income statement is limited to the operations of WM Seattle and WM South Sound

- 4(e) A detailed list of all non-regulated operations, including the rates charged for the services rendered. Copies of all contracts must be provided on request.

Location of document: This is included as part of the 2019 Class A Annual Report for Waste Management of Washington, Inc.

Item not provided: filed petition for exemption: Yes; the detailed list reflects only those non-regulated operations as part of WM of Washington.

- 4(f) Detailed price-out information that reconciles within 5%, without adjustment, to the test period booked revenue, including the test period

Location of document: See the file entitled "Seattle South Sound Rate Case Workpapers 12.31.2020v1", summarized in various pro forma income statement by line of business in sheets appropriate

Item not provided: filed petition for exemption: Yes; the income statement is limited to the operations of WM Seattle and WM South Sound

4(g) A consolidated balance sheet, including the percentage of equity, percentage of debt and the cost of that debt by component.

Location of document: See the file entitled "Seattle South Sound Rate Case Workpapers 12.31.2020v1". Within this file see the sheet entitled "Lurito -Total". This sheet include the balance sheet of Waste Management, Inc. In addition the Waste Management, Inc. 100 is included in the zip file entitled "Non-Confidential Rate Case files".

Item not provided: filed petition for exemption: _____.

4(h) A detailed depreciation schedule listing all used and useful assets held by the company during the test period that includes:

- The date of purchase.
- The cost at purchase.
- The depreciable life.
- The salvage value.
- Depreciation expense.
- Accumulated depreciation expense at the end of the test period

Location of document: See the file entitled "WTB Seattle South Sound Rate Case 12.21.2020v1", summarized in various pro forma income statement by line of business in sheets appropriately r

Item not provided: filed petition for exemption: Yes; the income statement is limited to the operations of WM Seattle and WM South Sound

4(i) Computed investment. (Net book value of allowable assets at the end of the test period.) Investor supplied working capital may be

Location of document: See the file entitled "Seattle South Sound Rate Case Workpapers 12.31.2020v1", summarized in various pro forma income statement by line of business in sheets appropri

Item not provided: filed petition for exemption: Yes; the income statement is limited to the operations of WM Seattle and WM South Sound

4(j) Information about every transaction with an affiliated interest or subsidiary that directly or indirectly affects the proposed rates. This

- Full description of the relationship, terms and amount of the transaction
- The length of time the relationship has been ongoing
- An income statement and balance sheet for every affiliated entity.

Location of document: See the zip file entitled "Non-Confidential Rate Case files". This zip file includes the files entitled "2019 Affiliated Interest Annual Report".

Item not provided: filed petition for exemption: _____.

480-07-520(5) **Annual report**. Most recent consolidated annual report to shareholders, if any.

Location of document: See the zip file entitled "Non-Confidential Rate Case files". This zip file includes the file entitled "WM Q3 2020 100".

Item not provided: filed petition for exemption: _____.

riately nam

riately nam

riately nam

riately nam

riately nam

riately nam

riately nam

amed.

riately nam

Waste Management - Seattle/South Sound

Restating Adjustments

	To Reclassify Revenue	To Reclassify Disposal & taxes	To Adj CG Costs	To Adj Processing Fees	To Adjust & Reclassify Group Ins Benefits	To Adjust & Reclassify Wages/ Benefits	To Adjust & Remove Fuel Tax Credits	To Record Pro Rata share of WRRRA Fees	To Allocate Market Area Overhead	To Allocate Customer Service Overhead	To Allocate Corp. & Group Overhead	To Record Legal Fees	To Record Bad Debts	Total Restating Adjustments
	1	2	3	4	5	6	7	8	9	10	11	12	13	
Operating Revenues:														-
Residential	(1,538,348)													(1,538,348)
Commercial	(2,023,571)													(2,023,571)
Multi-Family	159,701													159,701
Dropbox	(7,441,017)													(7,441,017)
Disposal Fee Pass Thru Revenue	6,302,266													6,302,266
Material Sales	(1,344,813)													(1,344,813)
Other Revenue, I.C. Taxes, and Fe	5,922,495													5,922,495
Total Operating Revenues	36,712													36,712

Revenue Reduction:

B & O Tax		2,207,323												2,207,323
Cost of Goods Sold		(21,810)												(21,810)
Disposal Costs		(9,971,497)	(3,156)											(9,974,653)
Disposal Pass Thru		6,027,831												6,027,831
IC Processing Fees				(778,451)										(778,451)
Franchise Fees		2,141,821												2,141,821
Hazardous Waste Fees		1,143,005												1,143,005
WUTC Fees		68,811												68,811
Total Revenue Reduction	-	1,595,483	(3,156)	(778,451)	-	-	-	-	-	-	-	-	-	813,876

Operating Expenses:

WRRRA Fees							7,807							7,807
Overhead								4,311,137	2,176,742	4,781,874				11,269,753
Legal Fees											16,846			16,846
Fuel Tax							2,471,099							2,471,099
Health and Welfare					0									-
Bad Debts												298,336		298,336
Salaries and Wages														-
Drivers						557,122								557,122
Truck Maintenance						(31,354)								(31,354)
Container Maintenance						(55,893)								(55,893)
Operations Support						306,487								306,487
G & A														-
Total Operating Expenses	-	-	3,156	778,451	-	776,361	2,471,099	7,807	4,311,137	2,176,742	4,781,874	16,846	298,336	14,840,203
Operating Income Before FIT	36,712	(1,595,483)	-	-	-	(776,361)	(2,471,099)	(7,807)	(4,311,137)	(2,176,742)	(4,781,874)	(16,846)	(298,336)	(15,617,387)

Pro Forma Adjustments

	To record PF Revenue due to YW Processing Inc.	To record PF Increase in YW Processing fees	To record PF Increase in RCY Processing fees	To record pro forma Increase in Pension Costs	To record pro forma Increase in H & W Costs	To record pro forma Increase in Payroll Taxes	To record pro forma Increase in Wages	To record Costs not Allowed for Rate Making	To record printing and mailing costs	To record Consulting Costs not Allowed for Rate Making	To record Revenue Requirement & related costs	To record the Amort. Of 2021 Fuel tax Credit over 3 years	Total Pro Forma Adjustments
	A	B	C	D	E	F	G	H	I	J	K	L	
Operating Revenues:													
Residential MSW											232,251		\$ 232,251
Residential Recycling											508,265		\$ 508,265
Residential Multi-Family RCY											38,825		\$ 38,825
Residential YW	96,838										314,364		\$ 411,202
Commercial													\$ -
Roll Off											153,609		\$ 153,609
Total Operating Revenues	96,838	-	-	-	-	-	-	-	-	-	1,247,313	-	1,344,151
Revenue Reduction:													
Disposal/Processing Costs		531,240	875,941										\$ 1,407,181
B & O Tax											21,828		\$ 21,828
WUTC Fees											6,361		\$ 6,361
Total Revenue Reduction	-	531,240	875,941	-	-	-	-	-	-	-	28,189	-	1,435,371
Operating Expenses:													
Salaries and Wages:													\$ -
Drivers							797,184						\$ 797,184
Truck Maintenance							78,766						\$ 78,766
Container Maintenance							35,090						\$ 35,090
Operations Support							56,512						\$ 56,512
Health and Welfare					497,439								\$ 497,439
Payroll Taxes						74,018							\$ 74,018
Pension Plan				324,070									\$ 324,070
Fuel Tax												(274,567)	\$ (274,567)
Management Bonuses								(213,994)					\$ (213,994)
Charitable Contributions								(18,802)					\$ (18,802)
Fines and Penalties								(216,859)					\$ (216,859)
Intangible Charges								(278,792)					\$ (278,792)
Litigation Expense								(1,199)					\$ (1,199)
Consulting Fees										(417,837)			\$ (417,837)
Bad Debts											4,937		\$ 4,937
Rate Case Cost									12,848				\$ 12,848
Total Operating Expenses	-	-	-	324,070	497,439	74,018	967,552	(729,647)	12,848	(417,837)	4,937	(274,567)	\$ 458,813
Operating Income Before FIT	96,838	(531,240)	(875,941)	(324,070)	(497,439)	(74,018)	(967,552)	729,647	(12,848)	417,837	1,214,187	274,567	\$ (550,032)

Waste Management of Seattle and South Sound
 Operations Income Statement
 Commercial Garbage
 For the 12 Month Period Ending Aug 31, 2020

Confidential Material Protected under WAC 480-07-160

	Total	Reclass / Accounting Adjustments Dr. (Cr.)	Adjusted Total	Restating / Pro Forma Adj. Dr. (Cr.)	Pro Forma Total	Non- regulated	Regulated	Adjustments related to Rates	Adjusted Pro Forma Total	%	% WUTC	% Non-Reg	Methodology
Commercial Collection	400000												
Commercial Rent	0												
Com Collection - Organics	401000												
Commercial Collection Rcy	403000												
Com Coll Rcy Contamination Fee	403300												
Commercial Coll Rcy RCR Fee	403800												
Commercial Coll Rcy Env Chg	403850												
Commercial Coll Rcy Adjustment	403900												
Commercial Collection Fuel Chg	404000												
Commercial Collection Env Chg	404100												
Commercial Coll-Org Fuel Chg	404200												
Commercial Coll-Org Env Chg	404300												
Commercial Coll-Org RCR Fee	404400												
Commercial Collection RMD	404700												
Commercial Collection Adjust	404900												
Commercial Coll-Franchise Fees	404950												
Residential Collection	405000												
Res Collection - Organics	406000												
Residential Collection Rcy	408000												
Multi-Family Recycling Surcharge	0												
Residential Collection Fuel Ch	409000												
Residential Collection Adjust	409900												
Residential Coll-Franchise Fee	409950												
Roll Off Collection Permanent	410000												
Roll Off Disposal Pass Through	0												
Roll Off Rent	0												
Roll Off Collection Temporary	410500												
Lugger Collection	411000												
Roll Off Permanent - Organics	411100												
Roll Off Collection Recycling	413000												
Roll Off Rcy Contamination Fee	413300												
Roll Off Fuel Charge	414000												
Roll Off Environmental Charge	414100												
Roll Off Fuel Chg - Organics	414200												
Roll Off Env Chg - Organics	414300												
Roll Off RCR Fee - Organics	414400												
Roll Off RCR Fee	414800												
Roll Off Adjustments	414900												
Roll Off Franchise Fees	414950												
Other Material Sales	454900												
Contra Rev-Customer Rebates	454999												
Other Operating Revenue	458700												
Payment Handling Fee	458880												
Other Late Fee Revenue	458890												
Utility Taxes													
Other Operating Adjustments	458900												
IC Transportation Business	465000												
IC Material Sales	492000												
IC Commercial Collection	495000												
IC Comm Coll Fuel Chg	495005												
IC Comm Coll Env Chg	495010												
IC Comm Coll RCR Fee	495015												
IC Commercial Collection Rcy	495030												
IC Comm Coll Rcy Env Chg	495035												
IC Roll Off Collection Perm	495100												
IC Roll Off Coll Perm Fuel Chg	495105												
IC Roll Off Coll Perm Env Chg	495110												
IC Roll Off Coll Perm RCR Fee	495115												
IC Roll Off Collection Rcy	495130												
IC Compactor/Equipment Rental	495150												
Total Revenue													
Revenue Reduction													
COGS Res Mixed Fiber	507040										17.6%	82.4%	Tons
Other Third Party COGS	507390										17.6%	82.4%	Tons
Disposal Fees and Taxes	509000												0% WUTC
Municipal Franchise Fees	509500												0% WUTC
Hazardous Waste Fees	0										17.6%	82.4%	Tons
State B & O Tax	0												100.0% Direct Allocation
WUTC Fees	0										0.0%	100.0%	100% WUTC
Other Disposal Costs	509900										17.6%	82.4%	Tons
Disposal to Landfill	500000										17.6%	82.4%	Tons
MRF Tipping Fees	500700										17.6%	82.4%	Tons
Disposal to Other Facility	500800										17.6%	82.4%	Tons
Disposal to Organic Fac - Yard	500820										17.6%	82.4%	Tons
Disposal to Organic Fac- Other	500830										17.6%	82.4%	Tons
Disposal to Transfer Station	500500										17.6%	82.4%	Tons
Disposal Pass Through - Roll Off	0										17.6%	82.4%	Tons
Disposal to IC Landfill	501000										17.6%	82.4%	Tons
IC MRF Tipping Fees	501700										17.6%	82.4%	Tons
Disp to Other IC Facility	501800										17.6%	82.4%	Tons
Disp to IC Transfer Station	501500										17.6%	82.4%	Tons
IC Subcontractor Costs	502700										17.6%	82.4%	Tons
Subcontractor Hauling Costs	502500										17.6%	82.4%	Tons
Total Revenue Reduction													
Net Revenue													
Direct Labor													
Temporary Agency Labor	516100										10.3%	89.7%	Driver Hours
Pension Expense - Union	514950										10.3%	89.7%	Driver Hours
Group Insurance - WMI	513000										10.3%	89.7%	Driver Hours
Group Insurance - Non WMI	513050										10.3%	89.7%	Driver Hours
Workers Compensation - Premium	513100										10.3%	89.7%	Driver Hours
Workers Compensation - Claims	513150										10.3%	89.7%	Driver Hours
Employment Fees	518100										10.3%	89.7%	Driver Hours
Medical Expense	518300										10.3%	89.7%	Driver Hours
Uniforms	518400										10.3%	89.7%	Driver Hours
Other Employee Costs	518900										10.3%	89.7%	Driver Hours
Payroll Tax Expense	515000										10.3%	89.7%	Driver Hours
Wages - Bonus Operations	512010										10.3%	89.7%	Driver Hours
Wages - Comp Absences Ops	512710										10.3%	89.7%	Driver Hours
Wages - Hourly Operations	511010										10.3%	89.7%	Driver Hours
Wages - Other Comp Ops	512610										10.3%	89.7%	Driver Hours
Wages - Overtime Operations	511510										10.3%	89.7%	Driver Hours
Wages - Vacation Ops	512810										10.3%	89.7%	Driver Hours
Total Direct Labor													
Primary Equipment													
Depreciation - Trucks	700000										10.3%	89.7%	Driver Hours
Depreciation - Support Vehicle	700200										10.3%	89.7%	Driver Hours
Depreciation - Containers	700300										10.3%	89.7%	Driver Hours
Depreciation - Equipment	700400										10.3%	89.7%	Driver Hours
Estimated Depreciation	703000										10.3%	89.7%	Driver Hours
Vehicle License, Fees, Permits	537500										10.3%	89.7%	Driver Hours
Other Transportation Costs	537900										10.3%	89.7%	Driver Hours
Uninsured Loss - Corp Charge	570800										10.3%	89.7%	Driver Hours
Fleet Pride Reclass	570890										10.3%	89.7%	Driver Hours

Waste Management of Seattle and South Sound
 Operations Income Statement
 Commercial Garbage
 For the 12 Month Period Ending Aug 31, 2020

Confidential Material Protected under WAC 480-07-160

	Total	Reclass / Accounting Adjustments Dr. (Cr.)	Adjusted Total	Restating / Pro Forma Adj. Dr. (Cr.)	Pro Forma Total	Non- regulated	Regulated	Adjustments related to Rates	Adjusted Pro Forma Total	%	% WUTC	% Non-Reg	Methodology
Insurance - Trucks	570000										10.3%	89.7%	Driver Hours
Insurance - General Liability	570400										10.3%	89.7%	Driver Hours
Insurance - Umbrella	570500										10.3%	89.7%	Driver Hours
Depreciation - Trucks	700000										10.3%	89.7%	Driver Hours
Depreciation - Support Vehicle	700200										10.3%	89.7%	Driver Hours
Depreciation - Equipment	700400										10.3%	89.7%	Driver Hours
Allocation out	598000										10.3%	89.7%	Driver Hours
Building Maintenance	523000										10.3%	89.7%	Driver Hours
Metal Replacements - Raw Steel	525000										10.3%	89.7%	Driver Hours
Shop Paint Expense	525100										10.3%	89.7%	Driver Hours
Primary Lubricants	522000										10.3%	89.7%	Driver Hours
Other Maintenance	529900										10.3%	89.7%	Driver Hours
Parts Inventory Expense	521000										10.3%	89.7%	Driver Hours
Parts Expense - Core Charges	521050										10.3%	89.7%	Driver Hours
Maintenance Supplies Expense	521100										10.3%	89.7%	Driver Hours
Small Tools Expense	521200										10.3%	89.7%	Driver Hours
Parts Inventory Adjustments	521400										10.3%	89.7%	Driver Hours
Obsolete Parts Expense	521500										10.3%	89.7%	Driver Hours
Third Party Repairs	524000										10.3%	89.7%	Driver Hours
Third Party Washing	524200										10.3%	89.7%	Driver Hours
Third Party Towing	524300										10.3%	89.7%	Driver Hours
Third Party Equipment Maint	524400										10.3%	89.7%	Driver Hours
Warranty Recovery	524800										10.3%	89.7%	Driver Hours
Other Third Party Maintenance	524900										10.3%	89.7%	Driver Hours
New, Retread & Repaired Tires	520000										13.1%	86.9%	Miles
Tire Warranty Reimbursements	520200										13.1%	86.9%	Miles
Tire Inventory Adjustments	520400										13.1%	86.9%	Miles
Other Tire Maintenance	520900										13.1%	86.9%	Miles
Rental - Ops Equipment	531200										10.3%	89.7%	Driver Hours
Clear Diesel Fuel - On Hwy	535000										13.1%	86.9%	Miles
Gasoline	535100										13.1%	86.9%	Miles
CNG	535500										13.1%	86.9%	Miles
Fuel Tax Credit	536000										13.1%	86.9%	Miles
Vehicle License, Fees, Permits	537500										13.1%	86.9%	Miles
Employer 401K Matching	514000										10.3%	89.7%	Driver Hours
Safety Program Expense	514300										10.3%	89.7%	Driver Hours
Pension Expense - Union	514950										10.3%	89.7%	Driver Hours
Group Insurance - WMI	513000										10.3%	89.7%	Driver Hours
Group Insurance - Non WMI	513050										10.3%	89.7%	Driver Hours
Workers Compensation - Premium	513100										10.3%	89.7%	Driver Hours
Workers Compensation - Claims	513150										10.3%	89.7%	Driver Hours
Employment Fees	518100										10.3%	89.7%	Driver Hours
Employee & Community Activity	518200										10.3%	89.7%	Driver Hours
Medical Expense	518300										10.3%	89.7%	Driver Hours
Uniforms	518400										10.3%	89.7%	Driver Hours
Other Employee Costs	518900										10.3%	89.7%	Driver Hours
Payroll Tax Expense	515000										10.3%	89.7%	Driver Hours
Wages - Bonus Operations	512010										10.3%	89.7%	Driver Hours
Wages - Comp Absences Ops	512710										10.3%	89.7%	Driver Hours
Wages - Hourly Operations	511010										10.3%	89.7%	Driver Hours
Wages - Other Comp Ops	512610										10.3%	89.7%	Driver Hours
Wages - Overtime Operations	511510										10.3%	89.7%	Driver Hours
Wages - Salaried Operations	510510										10.3%	89.7%	Driver Hours
Wages - Vacation Ops	512810										10.3%	89.7%	Driver Hours
Environmental Compliance	568000										10.3%	89.7%	Driver Hours
Insurance - General Liability	570400										10.3%	89.7%	Driver Hours
Insurance - Umbrella	570500										10.3%	89.7%	Driver Hours
Procurement Card Rebate	577500										10.3%	89.7%	Driver Hours
Office Supplies	582000										10.3%	89.7%	Driver Hours
Other Supplies	582900										10.3%	89.7%	Driver Hours
Telephone - Office	584000										10.3%	89.7%	Driver Hours
Telephone - Mobile/Pager	584100										10.3%	89.7%	Driver Hours
Specialized Operations Equipmt	584200										10.3%	89.7%	Driver Hours
Entertainment	585700										10.3%	89.7%	Driver Hours
Meals	585900										10.3%	89.7%	Driver Hours
Travel - Auto	585000										10.3%	89.7%	Driver Hours
Travel - Meals	585200										10.3%	89.7%	Driver Hours
Travel - Lodging	585300										10.3%	89.7%	Driver Hours
Travel - Other	585600										10.3%	89.7%	Driver Hours
Total Primary Equipment													
Secondary Equipment													
Depreciation - Containers	700300										9.7%	90.3%	Yards
Estimated Depreciation	703000										9.7%	90.3%	Yards
Depreciation - Primary LF Equip	700100										9.7%	90.3%	Yards
Depreciation - Support Vehicle	700200										9.7%	90.3%	Yards
Depreciation - Equipment	700400										9.7%	90.3%	Yards
Estimated Depreciation	703000										9.7%	90.3%	Yards
Allocation in	598100										9.7%	90.3%	Yards
Metal Replacements - Raw Steel	525000										9.7%	90.3%	Yards
Shop Paint Expense	525100										9.7%	90.3%	Yards
Container Lids	525200										9.7%	90.3%	Yards
Container Casters	525300										9.7%	90.3%	Yards
Compactor Repairs	525500										9.7%	90.3%	Yards
Container Liners	525800										9.7%	90.3%	Yards
Third Party Container Maint	525900										9.7%	90.3%	Yards
Parts Inventory Expense	521000										9.7%	90.3%	Yards
Maintenance Supplies Expense	521100										9.7%	90.3%	Yards
Small Tools Expense	521200										9.7%	90.3%	Yards
Third Party Repairs	524000										9.7%	90.3%	Yards
Third Party Compactor Repairs	524500										9.7%	90.3%	Yards
New, Retread & Repaired Tires	520000										9.7%	90.3%	Yards
Rental - Ops Equipment	531200										9.7%	90.3%	Yards
Propane Fuel	535200										9.7%	90.3%	Yards
Vehicle License, Fees, Permits	537500										9.7%	90.3%	Yards
Other Transportation Costs	537900										9.7%	90.3%	Yards
Temporary Agency Labor	516100										9.7%	90.3%	Yards
Employer 401K Matching	514000										9.7%	90.3%	Yards
Pension Expense - Union	514950										9.7%	90.3%	Yards
Group Insurance - WMI	513000										9.7%	90.3%	Yards
Group Insurance - Non WMI	513050										9.7%	90.3%	Yards
Workers Compensation - Premium	513100										9.7%	90.3%	Yards
Workers Compensation - Claims	513150										9.7%	90.3%	Yards
Medical Expense	518300										9.7%	90.3%	Yards
Uniforms	518400										9.7%	90.3%	Yards
Payroll Tax Expense	515000										9.7%	90.3%	Yards
Wages - Bonus Operations	512010										9.7%	90.3%	Yards
Wages - Comp Absences Ops	512710										9.7%	90.3%	Yards
Wages - Hourly Operations	511010										9.7%	90.3%	Yards
Wages - Other Comp Ops	512610										9.7%	90.3%	Yards
Wages - Overtime Operations	511510										9.7%	90.3%	Yards
Wages - Vacation Ops	512810										9.7%	90.3%	Yards
Fleet Pride Reclass	570890										9.7%	90.3%	Yards
Insurance - General Liability	570400										9.7%	90.3%	Yards
Insurance - Umbrella	570500										9.7%	90.3%	Yards
Procurement Card Rebate	577500										9.7%	90.3%	Yards
Printing	577000										9.7%	90.3%	Yards
Tarps	582200										9.7%	90.3%	Yards
Other Supplies	582900										9.7%	90.3%	Yards
Telephone - Mobile/Pager	584100										9.7%	90.3%	Yards

Waste Management of Seattle and South Sound
 Operations Income Statement
 Commercial Garbage
 For the 12 Month Period Ending Aug 31, 2020

Confidential Material Protected under WAC 480-07-160

	Total	Reclass / Accounting Adjustments Dr. (Cr.)	Adjusted Total	Restating / Pro Forma Adj. Dr. (Cr.)	Pro Forma Total	Non- regulated	Regulated	Adjustments related to Rates	Adjusted Pro Forma Total	%	% WUTC	% Non-Reg	Methodology
Travel - Other	585600										9.7%	90.3%	Yards
Total Secondary Equipment													
Operations Support													
Depreciation - Support Vehicle	700200										10.3%	89.7%	Driver Hours
Depreciation - Equipment	700400										10.3%	89.7%	Driver Hours
Depreciation - Office Equip	700500										10.3%	89.7%	Driver Hours
Depreciation - Buildings	700600										10.3%	89.7%	Driver Hours
Depreciation - Land Improvemen	700750										10.3%	89.7%	Driver Hours
Estimated Depreciation	703000										10.3%	89.7%	Driver Hours
Allocation in	598100										10.3%	89.7%	Driver Hours
Building Maintenance	523000										10.3%	89.7%	Driver Hours
Grounds Maintenance	523100										10.3%	89.7%	Driver Hours
Other Maintenance	529900										10.3%	89.7%	Driver Hours
Parts Inventory Expense	5211000										10.3%	89.7%	Driver Hours
Maintenance Supplies Expense	521100										10.3%	89.7%	Driver Hours
Small Tools Expense	521200										10.3%	89.7%	Driver Hours
Third Party Repairs	524000										10.3%	89.7%	Driver Hours
Third Party Washing	524200										10.3%	89.7%	Driver Hours
Third Party Towing	524300										10.3%	89.7%	Driver Hours
Third Party Equipment Maint	524400										10.3%	89.7%	Driver Hours
Other Third Party Maintenance	524900										10.3%	89.7%	Driver Hours
Taxes - Real Property	530000										10.3%	89.7%	Driver Hours
Taxes - Real Property	530100										10.3%	89.7%	Driver Hours
Rental - Land-Bldg-Office	531000										10.3%	89.7%	Driver Hours
Rental - Office Equipment	531100										10.3%	89.7%	Driver Hours
Rental - Ops Equipment	531200										10.3%	89.7%	Driver Hours
Leasing System Rental Expense	531500										10.3%	89.7%	Driver Hours
Other Related Lease Expenses	531600										10.3%	89.7%	Driver Hours
Security	532000										10.3%	89.7%	Driver Hours
Utilities	534000										10.3%	89.7%	Driver Hours
Gasoline	535100										13.1%	86.9%	Miles
Fuel Tax Credit	536000										13.1%	86.9%	Miles
Toll Roads	537100										13.1%	86.9%	Miles
Vehicle License, Fees, Permits	537500										13.1%	86.9%	Miles
Other Transportation Costs	537900										10.3%	89.7%	Driver Hours
Employer 401K Matching	514000										10.3%	89.7%	Driver Hours
Safety Program Expense	514300										10.3%	89.7%	Driver Hours
Pension Expense - Union	514950										10.3%	89.7%	Driver Hours
Group Insurance - WMI	513000										10.3%	89.7%	Driver Hours
Group Insurance - Non WMI	513050										10.3%	89.7%	Driver Hours
Workers Compensation - Premium	513100										10.3%	89.7%	Driver Hours
Employee Relocation Expense	518000										10.3%	89.7%	Driver Hours
Employee & Community Activity	518200										10.3%	89.7%	Driver Hours
Medical Expense	518300										10.3%	89.7%	Driver Hours
Uniforms	518400										10.3%	89.7%	Driver Hours
Other Employee Costs	518900										10.3%	89.7%	Driver Hours
Payroll Tax Expense	515000										10.3%	89.7%	Driver Hours
Wages - Bonus Operations	512010										10.3%	89.7%	Driver Hours
Wages - Bonus Other	512090										10.3%	89.7%	Driver Hours
Wages - Comp Absences Ops	512710										10.3%	89.7%	Driver Hours
Wages - Hourly Operations	511010										10.3%	89.7%	Driver Hours
Wages - Other Comp Ops	512610										10.3%	89.7%	Driver Hours
Wages - Overtime Operations	511510										10.3%	89.7%	Driver Hours
Wages - Salaried Operations	510510										10.3%	89.7%	Driver Hours
Wages - Vacation Ops	512810										10.3%	89.7%	Driver Hours
Computer Supplies	564000										10.3%	89.7%	Driver Hours
PC Expense	564100										10.3%	89.7%	Driver Hours
Dues and Subscriptions	567000										10.3%	89.7%	Driver Hours
Environmental Compliance	568000										10.3%	89.7%	Driver Hours
Fines	569000										10.3%	89.7%	Driver Hours
Penalties	569500										10.3%	89.7%	Driver Hours
Insurance - Building	570200										10.3%	89.7%	Driver Hours
Insurance - General Liability	570400										10.3%	89.7%	Driver Hours
Insurance - Umbrella	570500										10.3%	89.7%	Driver Hours
Performance Bond Expense	570900										10.3%	89.7%	Driver Hours
License, Fees, Permits	571000										10.3%	89.7%	Driver Hours
Miscellaneous	575000										10.3%	89.7%	Driver Hours
Procurement Card Rebate	577500										10.3%	89.7%	Driver Hours
Postage	576000										10.3%	89.7%	Driver Hours
Printing	577000										10.3%	89.7%	Driver Hours
Consulting Fees	578200										10.3%	89.7%	Driver Hours
Other Professional Fees	578900										10.3%	89.7%	Driver Hours
Training Expense	581100										10.3%	89.7%	Driver Hours
Office Supplies	582000										10.3%	89.7%	Driver Hours
Portables Supplies	582300										10.3%	89.7%	Driver Hours
Chemical Supplies & Deodorizer	582400										10.3%	89.7%	Driver Hours
Other Supplies	582900										10.3%	89.7%	Driver Hours
Telephone - Office	584000										10.3%	89.7%	Driver Hours
Telephone - Mobile/Pager	584100										10.3%	89.7%	Driver Hours
Specialized Operations Equipmt	584200										10.3%	89.7%	Driver Hours
Entertainment	585700										10.3%	89.7%	Driver Hours
Meals	585900										10.3%	89.7%	Driver Hours
Travel - Auto	585000										10.3%	89.7%	Driver Hours
Travel - Airlines	585100										10.3%	89.7%	Driver Hours
Travel - Meals	585200										10.3%	89.7%	Driver Hours
Travel - Lodging	585300										10.3%	89.7%	Driver Hours
Travel - Other	585600										10.3%	89.7%	Driver Hours
Sale of Assets - PS System	599000										10.3%	89.7%	Driver Hours
Sale of Assets - Non-PS System	599050										10.3%	89.7%	Driver Hours
Gain-Loss on Lease Update	599075										10.3%	89.7%	Driver Hours
Total Operations Support													
Total Operating Costs													
Gross Profit													
Sales, General, and Administrative													
Advertising	660000										10.3%	89.7%	Driver Hours
WRRRA Fees	0										100.0%	0.0%	Driver Hours
Rate Case Notification Costs	0										100.0%	0.0%	Driver Hours
Bad Debt Expense	0												
Corporate Intangible Charge	705950										10.3%	89.7%	Driver Hours
Employee Relocation Expense	618000										10.3%	89.7%	Driver Hours
Collection Expense	661500										10.3%	89.7%	Driver Hours
Late Fees and Fines Billed	661700										10.3%	89.7%	Driver Hours
Credit Card Fees	662100										10.3%	89.7%	Driver Hours
Charitable Contributions	665000										10.3%	89.7%	Driver Hours
Charitable Contributions - Svc	665100										10.3%	89.7%	Driver Hours
Litigation Settlements	672000										10.3%	89.7%	Driver Hours
Printing	677000										10.3%	89.7%	Driver Hours
Legal Fees	678300										10.3%	89.7%	Driver Hours
Other Professional Fees	678900										10.3%	89.7%	Driver Hours
Offsite Storage	679000										10.3%	89.7%	Driver Hours
Allocation Of Market Area Overhead	0										10.3%	89.7%	Driver Hours
Allocation of Market Area Customer Service	0										14.4%	85.6%	
Allocation of Corporate & Group Overhead	0										10.3%	89.7%	Driver Hours

Confidential Material Protected under WAC 480-07-160

	Total	Reclass / Accounting Adj. (Cr.)	Adjusted Total	Restating / Pro Forma Adj. Dr. (Cr.)	Pro Forma Total	Non- regulated	Regulated	Adjustments related to Rates	Adjusted Pro Forma Total	%	% WUTC	% Non-Reg	Methodology
Total Sales, General, and Administrative	[REDACTED]												
EBIT	[REDACTED]												
Operating Ratio	<u>66.6%</u>		<u>66.7%</u>		<u>67.1%</u>	<u>64.4%</u>		<u>94.3%</u>					

Waste Management of Seattle and South Sound
 Operations Income Statement
 Commercial Recycling
 For the 12 Month Period Ending Aug 31, 2020

Confidential Material Protected under WAC 480-07-160

	Total	Reclass / Accounting Adjustments Dr. (Cr.)	Adjusted Total	Restating / Pro Forma Adj. Dr. (Cr.)	Pro Forma Total	Add: Non-Reg. R/O Recycling	Pro Forma Com'l Recycling Total	%	% WUTC	% Non-Reg	Methodology
Commercial Collection	400000										
Commercial Rent	0										
Com Collection - Organics	401000										
Commercial Collection Rcy	403000										
Com Coll Rcy Contamination Fee	403300										
Commercial Coll Rcy RCR Fee	403800										
Commercial Coll Rcy Env Chg	403850										
Commercial Coll Rcy Adjustment	403900										
Commercial Collection Fuel Chg	404000										
Commercial Collection Env Chg	404100										
Commercial Coll-Org Fuel Chg	404200										
Commercial Coll-Org Env Chg	404300										
Commercial Coll-Org RCR Fee	404400										
Commercial Collection RMO	404700										
Commercial Collection Adjust	404900										
Commercial Coll-Franchise Fees	404950										
Residential Collection	405000										
Res Collection - Organics	406000										
Residential Collection Rcy	408000										
Multi-Family Recycling Surcharge	0										
Residential Collection Fuel Ch	409000										
Residential Collection Adjust	409900										
Residential Coll-Franchise Fee	409950										
Roll Off Collection Permanent	410000										
Roll Off Disposal Pass Through	0										
Roll Off Rent	0										
Roll Off Collection Temporary	410500										
Lugger Collection	411000										
Roll Off Permanent - Organics	411100										
Roll Off Collection Recycling	413000										
Roll Off Rcy Contamination Fee	413300										
Roll Off Fuel Charge	414000										
Roll Off Environmental Charge	414100										
Roll Off Fuel Chg - Organics	414200										
Roll Off Env Chg - Organics	414300										
Roll Off RCR Fee - Organics	414400										
Roll Off RCR Fee	414800										
Roll Off Adjustments	414900										
Roll Off Franchise Fees	414950										
Other Material Sales	454900										
Contra Rev-Customer Rebates	454999										
Other Operating Revenue	458700										
Payment Handling Fee	458880										
Other Late Fee Revenue	458890										
Utility Taxes											
Other Operating Adjustments	458900										
IC Transportation Business	465000										
IC Material Sales	492000										
IC Commercial Collection	495000										
IC Comm Coll Fuel Chg	495005										
IC Comm Coll Env Chg	495010										
IC Comm Coll RCR Fee	495015										
IC Commercial Collection Rcy	495030										
IC Comm Coll Rcy Env Chg	495035										
IC Roll Off Collection Perm	495100										
IC Roll Off Coll Perm Fuel Chg	495105										
IC Roll Off Coll Perm Env Chg	495110										
IC Roll Off Coll Perm RCR Fee	495115										
IC Roll Off Collection Rcy	495130										
IC Compactor/Equipment Rental	495150										
Total Revenue											
Revenue Reduction											
COGS Res Mixed Fiber	507040								0.0%	100.0%	Tons
Other Third Party COGS	507390								0.0%	100.0%	Tons
Disposal Fees and Taxes	509000									0.0%	0% WUTC
Municipal Franchise Fees	509500									0.0%	0% WUTC
Hazardous Waste Fees									0.0%	100.0%	Tons
State B & O Tax										100.0%	Direct Allocation
WUTC Fees										100.0%	100% WUTC
Other Disposal Costs	509900								0.0%	100.0%	Tons
Disposal to Landfill	500000								0.0%	100.0%	Tons
MRF Tipping Fees	500700								0.0%	100.0%	Tons
Disposal to Other Facility	500800								0.0%	100.0%	Tons
Disposal to Organic Fac - Yard	500820								0.0%	100.0%	Tons
Disposal to Organic Fac - Other	500830								0.0%	100.0%	Tons
Disposal to Transfer Station	500500								0.0%	100.0%	Tons
Disposal Pass Through - Roll Off	0								0.0%	100.0%	Tons
Disposal to IC Landfill	501000								0.0%	100.0%	Tons
IC MRF Tipping Fees	501700								0.0%	100.0%	Tons
Disp to Other IC Facility	501800								0.0%	100.0%	Tons
Disp to IC Transfer Station	501500								0.0%	100.0%	Tons
IC Subcontractor Costs	502700								0.0%	100.0%	Tons
Subcontractor Hauling Costs	502500								0.0%	100.0%	Tons
Total Revenue Reduction											
Net Revenue											
Direct Labor											
Temporary Agency Labor	516100								0.0%	100.0%	Driver Hours
Pension Expense - Union	514950								0.0%	100.0%	Driver Hours
Group Insurance - WMI	513000								0.0%	100.0%	Driver Hours
Group Insurance - Non WMI	513050								0.0%	100.0%	Driver Hours
Workers Compensation - Premium	513100								0.0%	100.0%	Driver Hours
Workers Compensation - Claims	513150								0.0%	100.0%	Driver Hours
Employment Fees	518100								0.0%	100.0%	Driver Hours
Medical Expense	518300								0.0%	100.0%	Driver Hours
Uniforms	518400								0.0%	100.0%	Driver Hours
Other Employee Costs	518900								0.0%	100.0%	Driver Hours

Waste Management of Seattle and South Sound
 Operations Income Statement
 Commercial Recycling
 For the 12 Month Period Ending Aug 31, 2020

Confidential Material Protected under WAC 480-07-160

		Reclass / Accounting Adjustments Dr. (Cr.)	Adjusted Total	Restating / Pro Forma Adj. Dr. (Cr.)	Pro Forma Total	Add: Non-Reg. R/O Recycling	Pro Forma Com'l Recycling Total	%	% WUTC	% Non-Reg	Methodology
Payroll Tax Expense	515000								0.0%	100.0%	Driver Hours
Wages - Bonus Operations	512010								0.0%	100.0%	Driver Hours
Wages - Comp Absences Ops	512710								0.0%	100.0%	Driver Hours
Wages - Hourly Operations	511010								0.0%	100.0%	Driver Hours
Wages - Other Comp Ops	512610								0.0%	100.0%	Driver Hours
Wages - Overtime Operations	511510								0.0%	100.0%	Driver Hours
Wages - Vacation Ops	512810								0.0%	100.0%	Driver Hours
Total Direct Labor											
Primary Equipment											
Depreciation - Trucks	700000								0.0%	100.0%	Driver Hours
Depreciation - Support Vehicle	700200								0.0%	100.0%	Driver Hours
Depreciation - Containers	700300								0.0%	100.0%	Driver Hours
Depreciation - Equipment	700400								0.0%	100.0%	Driver Hours
Estimated Depreciation	703000								0.0%	100.0%	Driver Hours
Vehicle License, Fees, Permits	537500								0.0%	100.0%	Driver Hours
Other Transportation Costs	537900								0.0%	100.0%	Driver Hours
Uninsured Loss - Corp Charge	570800								0.0%	100.0%	Driver Hours
Fleet Pride Reclass	570890								0.0%	100.0%	Driver Hours
Insurance - Trucks	570000								0.0%	100.0%	Driver Hours
Insurance - General Liability	570400								0.0%	100.0%	Driver Hours
Insurance - Umbrella	570500								0.0%	100.0%	Driver Hours
Depreciation - Trucks	700000								0.0%	100.0%	Driver Hours
Depreciation - Support Vehicle	700200								0.0%	100.0%	Driver Hours
Depreciation - Equipment	700400								0.0%	100.0%	Driver Hours
Allocation out	598000								0.0%	100.0%	Driver Hours
Building Maintenance	523000								0.0%	100.0%	Driver Hours
Metal Replacements - Raw Steel	525000								0.0%	100.0%	Driver Hours
Shop Paint Expense	525100								0.0%	100.0%	Driver Hours
Primary Lubricants	522000								0.0%	100.0%	Driver Hours
Other Maintenance	529900								0.0%	100.0%	Driver Hours
Parts Inventory Expense	521000								0.0%	100.0%	Driver Hours
Parts Expense - Core Charges	521050								0.0%	100.0%	Driver Hours
Maintenance Supplies Expense	521100								0.0%	100.0%	Driver Hours
Small Tools Expense	521200								0.0%	100.0%	Driver Hours
Parts Inventory Adjustments	521400								0.0%	100.0%	Driver Hours
Obsolete Parts Expense	521500								0.0%	100.0%	Driver Hours
Third Party Repairs	524000								0.0%	100.0%	Driver Hours
Third Party Washing	524200								0.0%	100.0%	Driver Hours
Third Party Towing	524300								0.0%	100.0%	Driver Hours
Third Party Equipment Maint	524400								0.0%	100.0%	Driver Hours
Warranty Recovery	524800								0.0%	100.0%	Driver Hours
Other Third Party Maintenance	524900								0.0%	100.0%	Driver Hours
New, Retread & Repaired Tires	520000								0.0%	100.0%	Driver Hours
Tire Warranty Reimbursements	520200								0.0%	100.0%	Driver Hours
Tire Inventory Adjustments	520400								0.0%	100.0%	Driver Hours
Other Tire Maintenance	520900								0.0%	100.0%	Driver Hours
Rental - Ops Equipment	531200								0.0%	100.0%	Driver Hours
Clear Diesel Fuel - On Hwy	535000								0.0%	100.0%	Driver Hours
Gasoline	535100								0.0%	100.0%	Driver Hours
CNG	535500								0.0%	100.0%	Driver Hours
Fuel Tax Credit	536000								0.0%	100.0%	Driver Hours
Vehicle License, Fees, Permits	537500								0.0%	100.0%	Driver Hours
Employer 401K Matching	514000								0.0%	100.0%	Driver Hours
Safety Program Expense	514300								0.0%	100.0%	Driver Hours
Pension Expense - Union	514950								0.0%	100.0%	Driver Hours
Group Insurance - WMI	513000								0.0%	100.0%	Driver Hours
Group Insurance - Non WMI	513050								0.0%	100.0%	Driver Hours
Workers Compensation - Premium	513100								0.0%	100.0%	Driver Hours
Workers Compensation - Claims	513150								0.0%	100.0%	Driver Hours
Employment Fees	518100								0.0%	100.0%	Driver Hours
Employee & Community Activity	518200								0.0%	100.0%	Driver Hours
Medical Expense	518300								0.0%	100.0%	Driver Hours
Uniforms	518400								0.0%	100.0%	Driver Hours
Other Employee Costs	518900								0.0%	100.0%	Driver Hours
Payroll Tax Expense	515000								0.0%	100.0%	Driver Hours
Wages - Bonus Operations	512010								0.0%	100.0%	Driver Hours
Wages - Comp Absences Ops	512710								0.0%	100.0%	Driver Hours
Wages - Hourly Operations	511010								0.0%	100.0%	Driver Hours
Wages - Other Comp Ops	512610								0.0%	100.0%	Driver Hours
Wages - Overtime Operations	511510								0.0%	100.0%	Driver Hours
Wages - Salaried Operations	510510								0.0%	100.0%	Driver Hours
Wages - Vacation Ops	512810								0.0%	100.0%	Driver Hours
Environmental Compliance	568000								0.0%	100.0%	Driver Hours
Insurance - General Liability	570400								0.0%	100.0%	Driver Hours
Insurance - Umbrella	570500								0.0%	100.0%	Driver Hours
Procurement Card Rebate	577500								0.0%	100.0%	Driver Hours
Office Supplies	582000								0.0%	100.0%	Driver Hours
Other Supplies	582900								0.0%	100.0%	Driver Hours
Telephone - Office	584000								0.0%	100.0%	Driver Hours
Telephone - Mobile/Pager	584100								0.0%	100.0%	Driver Hours
Specialized Operations Equipmt	584200								0.0%	100.0%	Driver Hours
Entertainment	585700								0.0%	100.0%	Driver Hours
Meals	585900								0.0%	100.0%	Driver Hours
Travel - Auto	585000								0.0%	100.0%	Driver Hours
Travel - Meals	585200								0.0%	100.0%	Driver Hours
Travel - Lodging	585300								0.0%	100.0%	Driver Hours
Travel - Other	585600								0.0%	100.0%	Driver Hours
Total Primary Equipment											
Secondary Equipment											
Depreciation - Containers	700300								0.0%	100.0%	Driver Hours
Estimated Depreciation	703000								0.0%	100.0%	Driver Hours
Depreciation - Primary LF Equi	700100								0.0%	100.0%	Driver Hours
Depreciation - Support Vehicle	700200								0.0%	100.0%	Driver Hours
Depreciation - Equipment	700400								0.0%	100.0%	Driver Hours
Estimated Depreciation	703000								0.0%	100.0%	Driver Hours
Allocation in	598100								0.0%	100.0%	Driver Hours
Metal Replacements - Raw Steel	525000								0.0%	100.0%	Driver Hours

Waste Management of Seattle and South Sound
 Operations Income Statement
 Commercial Recycling
 For the 12 Month Period Ending Aug 31, 2020

Confidential Material Protected under WAC 480-07-160

	Total	Reclass / Accounting Adjustments Dr. (Cr.)	Adjusted Total	Restating / Pro Forma Adj. Dr. (Cr.)	Pro Forma Total	Add: Non-Reg. R/O Recycling	Pro Forma Com'l Recycling Total	%	% WUTC	% Non-Reg	Methodology
Shop Paint Expense	525100								0.0%	100.0%	Driver Hours
Container Lids	525200								0.0%	100.0%	Driver Hours
Container Casters	525300								0.0%	100.0%	Driver Hours
Compactor Repairs	525500								0.0%	100.0%	Driver Hours
Container Liners	525800								0.0%	100.0%	Driver Hours
Third Party Container Maint	525900								0.0%	100.0%	Driver Hours
Parts Inventory Expense	521000								0.0%	100.0%	Driver Hours
Maintenance Supplies Expense	521100								0.0%	100.0%	Driver Hours
Small Tools Expense	521200								0.0%	100.0%	Driver Hours
Third Party Repairs	524000								0.0%	100.0%	Driver Hours
Third Party Compactor Repairs	524500								0.0%	100.0%	Driver Hours
New, Retread & Repaired Tires	520000								0.0%	100.0%	Driver Hours
Rental - Ops Equipment	531200								0.0%	100.0%	Driver Hours
Propane Fuel	535200								0.0%	100.0%	Driver Hours
Vehicle License, Fees, Permits	537500								0.0%	100.0%	Driver Hours
Other Transportation Costs	537900								0.0%	100.0%	Driver Hours
Temporary Agency Labor	516100								0.0%	100.0%	Driver Hours
Employer 401K Matching	514000								0.0%	100.0%	Driver Hours
Pension Expense - Union	514950								0.0%	100.0%	Driver Hours
Group Insurance - WMI	513000								0.0%	100.0%	Driver Hours
Group Insurance - Non WMI	513050								0.0%	100.0%	Driver Hours
Workers Compensation - Premium	513100								0.0%	100.0%	Driver Hours
Workers Compensation - Claims	513150								0.0%	100.0%	Driver Hours
Medical Expense	518300								0.0%	100.0%	Driver Hours
Uniforms	518400								0.0%	100.0%	Driver Hours
Payroll Tax Expense	515000								0.0%	100.0%	Driver Hours
Wages - Bonus Operations	512010								0.0%	100.0%	Driver Hours
Wages - Comp Absences Ops	512710								0.0%	100.0%	Driver Hours
Wages - Hourly Operations	511010								0.0%	100.0%	Driver Hours
Wages - Other Comp Ops	512610								0.0%	100.0%	Driver Hours
Wages - Overtime Operations	511510								0.0%	100.0%	Driver Hours
Wages - Vacation Ops	512810								0.0%	100.0%	Driver Hours
Fleet Pride Reclass	570890								0.0%	100.0%	Driver Hours
Insurance - General Liability	570400								0.0%	100.0%	Driver Hours
Insurance - Umbrella	570500								0.0%	100.0%	Driver Hours
Procurement Card Rebate	577500								0.0%	100.0%	Driver Hours
Printing	577000								0.0%	100.0%	Driver Hours
Tarps	582200								0.0%	100.0%	Driver Hours
Other Supplies	582900								0.0%	100.0%	Driver Hours
Telephone - Mobile/Pager	584100								0.0%	100.0%	Driver Hours
Travel - Other	585600								0.0%	100.0%	Driver Hours
Total Secondary Equipment											
Operations Support											
Depreciation - Support Vehicle	700200								0.0%	100.0%	Driver Hours
Depreciation - Equipment	700400								0.0%	100.0%	Driver Hours
Depreciation - Office Equip	700500								0.0%	100.0%	Driver Hours
Depreciation - Buildings	700600								0.0%	100.0%	Driver Hours
Depreciation - Land Improvemen	700750								0.0%	100.0%	Driver Hours
Estimated Depreciation	703000								0.0%	100.0%	Driver Hours
Allocation in	598100								0.0%	100.0%	Driver Hours
Building Maintenance	523000								0.0%	100.0%	Driver Hours
Grounds Maintenance	523100								0.0%	100.0%	Driver Hours
Other Maintenance	529900								0.0%	100.0%	Driver Hours
Parts Inventory Expense	521000								0.0%	100.0%	Driver Hours
Maintenance Supplies Expense	521100								0.0%	100.0%	Driver Hours
Small Tools Expense	521200								0.0%	100.0%	Driver Hours
Third Party Repairs	524000								0.0%	100.0%	Driver Hours
Third Party Washing	524200								0.0%	100.0%	Driver Hours
Third Party Towing	524300								0.0%	100.0%	Driver Hours
Third Party Equipment Maint	524400								0.0%	100.0%	Driver Hours
Other Third Party Maintenance	524900								0.0%	100.0%	Driver Hours
Taxes - Personal Property	530000								0.0%	100.0%	Driver Hours
Taxes - Real Property	530100								0.0%	100.0%	Driver Hours
Rental - Land-Bldg-Office	531000								0.0%	100.0%	Driver Hours
Rental - Office Equipment	531100								0.0%	100.0%	Driver Hours
Rental - Ops Equipment	531200								0.0%	100.0%	Driver Hours
Leasing System Rental Expense	531500								0.0%	100.0%	Driver Hours
Other Related Lease Expenses	531600								0.0%	100.0%	Driver Hours
Security	532000								0.0%	100.0%	Driver Hours
Utilities	534000								0.0%	100.0%	Driver Hours
Gasoline	535100								0.0%	100.0%	Driver Hours
Fuel Tax Credit	536000								0.0%	100.0%	Driver Hours
Toll Roads	537100								0.0%	100.0%	Driver Hours
Vehicle License, Fees, Permits	537500								0.0%	100.0%	Driver Hours
Other Transportation Costs	537900								0.0%	100.0%	Driver Hours
Employer 401K Matching	514000								0.0%	100.0%	Driver Hours
Safety Program Expense	514300								0.0%	100.0%	Driver Hours
Pension Expense - Union	514950								0.0%	100.0%	Driver Hours
Group Insurance - WMI	513000								0.0%	100.0%	Driver Hours
Group Insurance - Non WMI	513050								0.0%	100.0%	Driver Hours
Workers Compensation - Premium	513100								0.0%	100.0%	Driver Hours
Employee Relocation Expense	518000								0.0%	100.0%	Driver Hours
Employee & Community Activity	518200								0.0%	100.0%	Driver Hours
Medical Expense	518300								0.0%	100.0%	Driver Hours
Uniforms	518400								0.0%	100.0%	Driver Hours
Other Employee Costs	518900								0.0%	100.0%	Driver Hours
Payroll Tax Expense	515000								0.0%	100.0%	Driver Hours
Wages - Bonus Operations	512010								0.0%	100.0%	Driver Hours
Wages - Bonus Other	512090								0.0%	100.0%	Driver Hours
Wages - Comp Absences Ops	512710								0.0%	100.0%	Driver Hours
Wages - Hourly Operations	511010								0.0%	100.0%	Driver Hours
Wages - Other Comp Ops	512610								0.0%	100.0%	Driver Hours
Wages - Overtime Operations	511510								0.0%	100.0%	Driver Hours
Wages - Salaried Operations	510510								0.0%	100.0%	Driver Hours
Wages - Vacation Ops	512810								0.0%	100.0%	Driver Hours
Computer Supplies	564000								0.0%	100.0%	Driver Hours
PC Expense	564100								0.0%	100.0%	Driver Hours
Dues and Subscriptions	567000								0.0%	100.0%	Driver Hours
Environmental Compliance	568000								0.0%	100.0%	Driver Hours

Waste Management of Seattle and South Sound
 Operations Income Statement
 Residential Garbage
 For the 12 Month Period Ending Aug 31, 2020

Confidential Material Protected under WAC 480-07-160

	Total	Reclass /	Adjusted Total	Restating / Pro	Pro Forma	Non-regulated	Regulated	Adjustments	Adjusted Pro	%	% WUTC	% Non-Reg	Methodology
		Accounting		Forma Adj. Dr.				related to					
		Dr. (Cr.)		(Cr.)				Rates					
Commercial Collection	400000												
Commercial Rent	0												
Com Collection - Organics	401000												
Commercial Collection Rcy	403000												
Com Coll Rcy Contamination Fee	403300												
Commercial Coll Rcy RCR Fee	403800												
Commercial Coll Rcy Env Chg	403850												
Commercial Coll Rcy Adjustment	403900												
Commercial Collection Fuel Chg	404000												
Commercial Collection Env Chg	404100												
Commercial Coll-Org Fuel Chg	404200												
Commercial Coll-Org Env Chg	404300												
Commercial Coll-Org RCR Fee	404400												
Commercial Collection RMO	404700												
Commercial Collection Adjust	404900												
Commercial Coll-Franchise Fees	404950												
Residential Collection	405000												
Res Collection - Organics	406000												
Residential Collection Rcy	408000												
Multi-Family Recycling Surcharge	0												
Residential Collection Fuel Ch	409000												
Residential Collection Adjust	409900												
Residential Coll-Franchise Fee	409950												
Roll Off Collection Permanent	410000												
Roll Off Disposal Pass Through	0												
Roll Off Rent	0												
Roll Off Collection Temporary	410500												
Lugger Collection	411000												
Roll Off Permanent - Organics	411100												
Roll Off Collection Recycling	413000												
Roll Off Rcy Contamination Fee	413300												
Roll Off Fuel Charge	414000												
Roll Off Environmental Charge	414100												
Roll Off Fuel Chg - Organics	414200												
Roll Off Env Chg - Organics	414300												
Roll Off RCR Fee - Organics	414400												
Roll Off RCR Fee	414800												
Roll Off Adjustments	414900												
Roll Off Franchise Fees	414950												
Other Material Sales	454900												
Contra Rev-Customer Rebates	454999												
Other Operating Revenue	458700												
Payment Handling Fee	458880												
Other Late Fee Revenue	458890												
Utility Taxes													
Other Operating Adjustments	458900												
IC Transportation Business	465000												
IC Material Sales	492000												
IC Commercial Collection	495000												
IC Comm Coll Fuel Chg	495005												
IC Comm Coll Env Chg	495010												
IC Comm Coll RCR Fee	495015												
IC Commercial Collection Rcy	495030												
IC Comm Coll Rcy Env Chg	495035												
IC Roll Off Collection Perm	495100												
IC Roll Off Coll Perm Fuel Chg	495105												
IC Roll Off Coll Perm Env Chg	495110												
IC Roll Off Coll Perm RCR Fee	495115												
IC Roll Off Collection Rcy	495130												
IC Compactor/Equipment Rental	495150												
Total Revenue													
Revenue Reduction													
COGS Res Mixed Fiber	507040										26.3%	73.7%	Tons
Other Third Party COGS	507390										26.3%	73.7%	Tons
Disposal Fees and Taxes	509000										100.0%	0%	WUTC
Municipal Franchise Fees	509500										100.0%	0%	WUTC
Hazardous Waste Fees	0										26.3%	73.7%	Tons
State B & O Tax	0												Direct Allocation
WUTC Fees	0												100% WUTC
Other Disposal Costs	509900										26.3%	73.7%	Tons
Disposal to Landfill	500000										26.3%	73.7%	Tons
MRF Tipping Fees	500700										26.3%	73.7%	Tons
Disposal to Other Facility	500800										26.3%	73.7%	Tons
Disposal to Organic Fac - Yard	500820										26.3%	73.7%	Tons
Disposal to Organic Fac - Other	500830										26.3%	73.7%	Tons
Disposal to Transfer Station	500500										26.3%	73.7%	Tons
Disposal Pass Through - Roll Off	0										26.3%	73.7%	Tons
Disposal to IC Landfill	501000										26.3%	73.7%	Tons
IC MRF Tipping Fees	501700										26.3%	73.7%	Tons
Disp to Other IC Facility	501800										26.3%	73.7%	Tons
Disp to IC Transfer Station	501500										26.3%	73.7%	Tons
IC Subcontractor Costs	502700										26.3%	73.7%	Tons
Subcontractor Hauling Costs	502500										26.3%	73.7%	Tons
Total Revenue Reduction													
Net Revenue													
Direct Labor													
Temporary Agency Labor	516100										13.1%	86.9%	Driver Hours
Pension Expense - Union	514950										13.1%	86.9%	Driver Hours
Group Insurance - WMI	513000										13.1%	86.9%	Driver Hours
Group Insurance - Non WMI	513050										13.1%	86.9%	Driver Hours
Workers Compensation - Premium	513100										13.1%	86.9%	Driver Hours
Workers Compensation - Claims	513150										13.1%	86.9%	Driver Hours
Employment Fees	518100										13.1%	86.9%	Driver Hours
Medical Expense	518300										13.1%	86.9%	Driver Hours
Uniforms	518400										13.1%	86.9%	Driver Hours
Other Employee Costs	518900										13.1%	86.9%	Driver Hours
Payroll Tax Expense	515000										13.1%	86.9%	Driver Hours
Wages - Bonus Operations	512010										13.1%	86.9%	Driver Hours
Wages - Comp Absences Ops	512710										13.1%	86.9%	Driver Hours
Wages - Hourly Operations	511010										13.1%	86.9%	Driver Hours
Wages - Other Comp Ops	512610										13.1%	86.9%	Driver Hours
Wages - Overtime Operations	515110										13.1%	86.9%	Driver Hours
Wages - Vacation Ops	512810										13.1%	86.9%	Driver Hours
Total Direct Labor													
Primary Equipment													
Depreciation - Trucks	700000										13.1%	86.9%	Driver Hours
Depreciation - Support Vehicle	700200										13.1%	86.9%	Driver Hours
Depreciation - Containers	700300										13.1%	86.9%	Driver Hours
Depreciation - Equipment	700400										13.1%	86.9%	Driver Hours
Estimated Depreciation	703000										13.1%	86.9%	Driver Hours
Vehicle License, Fees, Permits	537500										13.1%	86.9%	Driver Hours
Other Transportation Costs	537900										13.1%	86.9%	Driver Hours
Uninsured Loss - Corp Charge	570800										13.1%	86.9%	Driver Hours
Fleet Pride Reclass	570890										13.1%	86.9%	Driver Hours
Insurance - Trucks	570000										13.1%	86.9%	Driver Hours
Insurance - General Liability	570400										13.1%	86.9%	Driver Hours
Insurance - Umbrella	570500										13.1%	86.9%	Driver Hours
Depreciation - Trucks	700000										13.1%	86.9%	Driver Hours
Depreciation - Support Vehicle	700200										13.1%	86.9%	Driver Hours
Depreciation - Equipment	700400										13.1%	86.9%	Driver Hours

Waste Management of Seattle and South Sound
 Operations Income Statement
 Residential Yard Debris
 For the 12 Month Period Ending Aug 31, 2020

Confidential Material Protected under WAC 480-07-160

	Total	Reclass / Accounting Adjustments Dr. (Cr.)	Adjusted Total	Restating / Pro Forma Adj. Dr. (Cr.)	Pro Forma Total	Non-regulated	Regulated	Adjustments related to Rates	Adjusted Pro Forma Total	%	% WUTC	% Non-Reg	Methodology
Commercial Collection	400000												
Commercial Rent	0												
Com Collection - Organics	401000												
Commercial Collection Rcy	403000												
Com Coll Rcy Contamination Fee	403300												
Commercial Coll Rcy RCR Fee	403800												
Commercial Coll Rcy Env Chg	403850												
Commercial Coll Rcy Adjustment	403900												
Commercial Collection Fuel Chg	404000												
Commercial Collection Env Chg	404100												
Commercial Coll-Org Fuel Chg	404200												
Commercial Coll-Org Env Chg	404300												
Commercial Coll-Org RCR Fee	404400												
Commercial Collection RMO	404700												
Commercial Collection Adjust	404900												
Commercial Coll-Franchise Fees	404950												
Residential Collection	405000												
Res Collection - Organics	406000												
Residential Collection Rcy	408000												
Multi-Family Recycling Surcharge	0												
Residential Collection Fuel Ch	409000												
Residential Collection Adjust	409900												
Residential Coll-Franchise Fee	409950												
Roll Off Collection Permanent	410000												
Roll Off Disposal Pass Through	0												
Roll Off Rent	0												
Roll Off Collection Temporary	410500												
Lugger Collection	411000												
Roll Off Permanent - Organics	411100												
Roll Off Collection Recycling	413000												
Roll Off Rcy Contamination Fee	413300												
Roll Off Fuel Charge	414000												
Roll Off Environmental Charge	414100												
Roll Off Fuel Chg - Organics	414200												
Roll Off Env Chg - Organics	414300												
Roll Off RCR Fee - Organics	414400												
Roll Off RCR Fee	414800												
Roll Off Adjustments	414900												
Roll Off Franchise Fees	414950												
Other Material Sales	454900												
Contra Rev-Customer Rebates	454999												
Other Operating Revenue	458700												
Payment Handling Fee	458880												
Other Late Fee Revenue	458890												
Utility Taxes													
Other Operating Adjustments	458900												
IC Transportation Business	465000												
IC Material Sales	492000												
IC Commercial Collection	495000												
IC Comm Coll Fuel Chg	495005												
IC Comm Coll Env Chg	495010												
IC Comm Coll RCR Fee	495015												
IC Commercial Collection Rcy	495030												
IC Comm Coll Rcy Env Chg	495035												
IC Roll Off Collection Perm	495100												
IC Roll Off Coll Perm Fuel Chg	495105												
IC Roll Off Coll Perm Env Chg	495110												
IC Roll Off Coll Perm RCR Fee	495115												
IC Roll Off Collection Rcy	495130												
IC Compactor/Equipment Rental	495150												
Total Revenue													
Revenue Reduction													
COGS Res Mixed Fiber	507040										17.3%	82.7%	Tons
Other Third Party COGS	507390										17.3%	82.7%	Tons
Disposal Fees and Taxes	509000										100.0%	0%	WUTC
Municipal Franchise Fees	509500										100.0%	0%	WUTC
Hazardous Waste Fees	0										17.3%	82.7%	Tons
State B & O Tax	0												Direct Allocation
WUTC Fees	0										100.0%		100% WUTC
Other Disposal Costs	509900										17.3%	82.7%	Tons
Disposal to Landfill	500000										17.3%	82.7%	Tons
MRF Tipping Fees	500700										17.3%	82.7%	Tons
Disposal to Other Facility	500800										17.3%	82.7%	Tons
Disposal to Organic Fac - Yard	500820										27.6%	72.4%	Tons
Disposal to Organic Fac- Other	500830										17.3%	82.7%	Tons
Disposal to Transfer Station	500500										17.3%	82.7%	Tons
Disposal Pass Through - Roll Off	0										17.3%	82.7%	Tons
Disposal to IC Landfill	501000										17.3%	82.7%	Tons
IC MRF Tipping Fees	501700										17.3%	82.7%	Tons
Disp to Other IC Facility	501800										17.3%	82.7%	Tons
Disp to IC Transfer Station	501500										17.3%	82.7%	Tons
IC Subcontractor Costs	502700										17.3%	82.7%	Tons
Subcontractor Hauling Costs	502500										17.3%	82.7%	Tons
Total Revenue Reduction													
Net Revenue													
Direct Labor													
Temporary Agency Labor	516100										8.0%	92.0%	Driver Hours
Pension Expense - Union	514950										8.0%	92.0%	Driver Hours
Group Insurance - WMI	513000										8.0%	92.0%	Driver Hours
Group Insurance - Non WMI	513050										8.0%	92.0%	Driver Hours
Workers Compensation - Premium	513100										8.0%	92.0%	Driver Hours
Workers Compensation - Claims	513150										8.0%	92.0%	Driver Hours
Employment Fees	518100										8.0%	92.0%	Driver Hours
Medical Expense	518300										8.0%	92.0%	Driver Hours
Uniforms	518400										8.0%	92.0%	Driver Hours
Other Employee Costs	518900										8.0%	92.0%	Driver Hours
Payroll Tax Expense	515000										8.0%	92.0%	Driver Hours
Wages - Bonus Operations	512010										8.0%	92.0%	Driver Hours
Wages - Comp Absences Ops	512710										8.0%	92.0%	Driver Hours
Wages - Hourly Operations	511010										8.0%	92.0%	Driver Hours
Wages - Other Comp Ops	512610										8.0%	92.0%	Driver Hours
Wages - Overtime Operations	515110										8.0%	92.0%	Driver Hours
Wages - Vacation Ops	512810										8.0%	92.0%	Driver Hours
Total Direct Labor													
Primary Equipment													
Depreciation - Trucks	700000										8.0%	92.0%	Driver Hours
Depreciation - Support Vehicle	700200										8.0%	92.0%	Driver Hours
Depreciation - Containers	700300										8.0%	92.0%	Driver Hours
Depreciation - Equipment	700400										8.0%	92.0%	Driver Hours
Estimated Depreciation	703000										8.0%	92.0%	Driver Hours
Vehicle License, Fees, Permits	537500										8.0%	92.0%	Driver Hours
Other Transportation Costs	537900										8.0%	92.0%	Driver Hours
Uninsured Loss - Corp Charge	570800										8.0%	92.0%	Driver Hours
Fleet Pride Reclass	570890										8.0%	92.0%	Driver Hours
Insurance - Trucks	570000										8.0%	92.0%	Driver Hours
Insurance - General Liability	570400										8.0%	92.0%	Driver Hours
Insurance - Umbrella	570500										8.0%	92.0%	Driver Hours
Depreciation - Trucks	700000										8.0%	92.0%	Driver Hours
Depreciation - Support Vehicle	700200										8.0%	92.0%	Driver Hours
Depreciation - Equipment	700400										8.0%	92.0%	Driver Hours

Waste Management of Seattle and South Sound
 Operations Income Statement
 Residential Yard Debris
 For the 12 Month Period Ending Aug 31, 2020

Confidential Material Protected under WAC 480-07-160

	Total	Reclass / Accounting Adjustments Dr. (Cr.)	Adjusted Total	Restating / Pro Forma Adj. Dr. (Cr.)	Pro Forma Total	Non-regulated	Regulated	Adjustments related to Rates	Adjusted Pro Forma Total	%	% WUTC	% Non-Reg	Methodology
Allocation out	598000										8.0%	92.0%	Driver Hours
Building Maintenance	523000										8.0%	92.0%	Driver Hours
Metal Replacements - Raw Steel	525000										8.0%	92.0%	Driver Hours
Shop Paint Expense	525100										8.0%	92.0%	Driver Hours
Primary Lubricants	522000										8.0%	92.0%	Driver Hours
Other Maintenance	529900										8.0%	92.0%	Driver Hours
Parts Inventory Expense	521000										8.0%	92.0%	Driver Hours
Parts Expense - Core Charges	521050										8.0%	92.0%	Driver Hours
Maintenance Supplies Expense	521100										8.0%	92.0%	Driver Hours
Small Tools Expense	521200										8.0%	92.0%	Driver Hours
Parts Inventory Adjustments	521400										8.0%	92.0%	Driver Hours
Obsolete Parts Expense	521500										8.0%	92.0%	Driver Hours
Third Party Repairs	524000										8.0%	92.0%	Driver Hours
Third Party Washing	524200										8.0%	92.0%	Driver Hours
Third Party Towing	524300										8.0%	92.0%	Driver Hours
Third Party Equipment Maint	524400										8.0%	92.0%	Driver Hours
Warranty Recovery	524800										8.0%	92.0%	Driver Hours
Other Third Party Maintenance	524900										8.0%	92.0%	Driver Hours
New, Retread & Repaired Tires	520000										12.8%	87.2%	Miles
Tire Warranty Reimbursements	520200										12.8%	87.2%	Miles
Tire Inventory Adjustments	520400										12.8%	87.2%	Miles
Other Tire Maintenance	520900										12.8%	87.2%	Miles
Rental - Ops Equipment	531200										8.0%	92.0%	Driver Hours
Clear Diesel Fuel - On Hwy	535000										12.8%	87.2%	Miles
Gasoline	535100										12.8%	87.2%	Miles
CNG	535500										12.8%	87.2%	Miles
Fuel Tax Credit	536000										12.8%	87.2%	Miles
Vehicle License, Fees, Permits	537500										12.8%	87.2%	Miles
Employer 401K Matching	514000										8.0%	92.0%	Driver Hours
Safety Program Expense	514300										8.0%	92.0%	Driver Hours
Pension Expense - Union	514950										8.0%	92.0%	Driver Hours
Group Insurance - WMI	513000										8.0%	92.0%	Driver Hours
Group Insurance - Non WMI	513050										8.0%	92.0%	Driver Hours
Workers Compensation - Premium	513100										8.0%	92.0%	Driver Hours
Workers Compensation - Claims	513150										8.0%	92.0%	Driver Hours
Employment Fees	518100										8.0%	92.0%	Driver Hours
Employee & Community Activity	518200										8.0%	92.0%	Driver Hours
Medical Expense	518300										8.0%	92.0%	Driver Hours
Uniforms	518400										8.0%	92.0%	Driver Hours
Other Employee Costs	518900										8.0%	92.0%	Driver Hours
Payroll Tax Expense	515000										8.0%	92.0%	Driver Hours
Wages - Bonus Operations	512010										8.0%	92.0%	Driver Hours
Wages - Comp Absences Ops	512710										8.0%	92.0%	Driver Hours
Wages - Hourly Operations	511010										8.0%	92.0%	Driver Hours
Wages - Other Comp Ops	512610										8.0%	92.0%	Driver Hours
Wages - Overtime Operations	511510										8.0%	92.0%	Driver Hours
Wages - Salaried Operations	510510										8.0%	92.0%	Driver Hours
Wages - Vacation Ops	512810										8.0%	92.0%	Driver Hours
Environmental Compliance	568000										8.0%	92.0%	Driver Hours
Insurance - General Liability	570400										8.0%	92.0%	Driver Hours
Insurance - Umbrella	570500										8.0%	92.0%	Driver Hours
Procurement Card Rebate	577500										8.0%	92.0%	Driver Hours
Office Supplies	582000										8.0%	92.0%	Driver Hours
Other Supplies	582900										8.0%	92.0%	Driver Hours
Telephone - Office	584000										8.0%	92.0%	Driver Hours
Telephone - Mobile/Pager	584100										8.0%	92.0%	Driver Hours
Specialized Operations Equipmt	584200										8.0%	92.0%	Driver Hours
Entertainment	585700										8.0%	92.0%	Driver Hours
Meals	585900										8.0%	92.0%	Driver Hours
Travel - Auto	585000										8.0%	92.0%	Driver Hours
Travel - Meals	585200										8.0%	92.0%	Driver Hours
Travel - Lodging	585300										8.0%	92.0%	Driver Hours
Travel - Other	585600										8.0%	92.0%	Driver Hours
Total Primary Equipment													
Secondary Equipment													
Depreciation - Containers	700300										7.1%	92.9%	Stops
Estimated Depreciation	703000										7.1%	92.9%	Stops
Depreciation - Primary LF Equip	700100										7.1%	92.9%	Stops
Depreciation - Support Vehicle	700200										7.1%	92.9%	Stops
Depreciation - Equipment	700400										7.1%	92.9%	Stops
Estimated Depreciation	703000										7.1%	92.9%	Stops
Allocation in	598100										7.1%	92.9%	Stops
Metal Replacements - Raw Steel	525000										7.1%	92.9%	Stops
Shop Paint Expense	525100										7.1%	92.9%	Stops
Container Lids	525200										7.1%	92.9%	Stops
Container Casters	525300										7.1%	92.9%	Stops
Compactor Repairs	525500										7.1%	92.9%	Stops
Container Liners	525800										7.1%	92.9%	Stops
Third Party Container Maint	525900										7.1%	92.9%	Stops
Parts Inventory Expense	521000										7.1%	92.9%	Stops
Maintenance Supplies Expense	521100										7.1%	92.9%	Stops
Small Tools Expense	521200										7.1%	92.9%	Stops
Third Party Repairs	524000										7.1%	92.9%	Stops
Third Party Compactor Repairs	524500										7.1%	92.9%	Stops
New, Retread & Repaired Tires	520000										7.1%	92.9%	Stops
Rental - Ops Equipment	531200										7.1%	92.9%	Stops
Propane Fuel	535200										7.1%	92.9%	Stops
Vehicle License, Fees, Permits	537500										7.1%	92.9%	Stops
Other Transportation Costs	537900										7.1%	92.9%	Stops
Temporary Agency Labor	515100										7.1%	92.9%	Stops
Employer 401K Matching	514000										7.1%	92.9%	Stops
Pension Expense - Union	514950										7.1%	92.9%	Stops
Group Insurance - WMI	513000										7.1%	92.9%	Stops
Group Insurance - Non WMI	513050										7.1%	92.9%	Stops
Workers Compensation - Premium	513100										7.1%	92.9%	Stops
Workers Compensation - Claims	513150										7.1%	92.9%	Stops
Medical Expense	518300										7.1%	92.9%	Stops
Uniforms	518400										7.1%	92.9%	Stops
Payroll Tax Expense	515000										7.1%	92.9%	Stops
Wages - Bonus Operations	512010										7.1%	92.9%	Stops
Wages - Comp Absences Ops	512710										7.1%	92.9%	Stops
Wages - Hourly Operations	511010										7.1%	92.9%	Stops
Wages - Other Comp Ops	512610										7.1%	92.9%	Stops
Wages - Overtime Operations	511510										7.1%	92.9%	Stops
Wages - Vacation Ops	512810										7.1%	92.9%	Stops
Fleet Pride Reclass	570890										7.1%	92.9%	Stops
Insurance - General Liability	570400										7.1%	92.9%	Stops
Insurance - Umbrella	570500										7.1%	92.9%	Stops
Procurement Card Rebate	577500										7.1%	92.9%	Stops
Printing	577000										7.1%	92.9%	Stops
Tarps	582200										7.1%	92.9%	Stops
Other Supplies	582900										7.1%	92.9%	Stops
Telephone - Mobile/Pager	584100										7.1%	92.9%	Stops
Travel - Other	585600										7.1%	92.9%	Stops
Total Secondary Equipment													
Operations Support													
Depreciation - Support Vehicle	700200										8.0%	92.0%	Driver Hours
Depreciation - Equipment	700400										8.0%	92.0%	Driver Hours
Depreciation - Office Equip	700500										8.0%	92.0%	Driver Hours
Depreciation - Buildings	700600										8.0%	92.0%	Driver Hours
Depreciation - Land Improvemnt	700750										8.0%	92.0%	Driver Hours
Estimated Depreciation	703000										8.0%	92.0%	Driver Hours
Allocation in	598100										8.0%	92.0%	Driver Hours

Waste Management of Seattle and South Sound
 Operations Income Statement
 Residential Yard Debris
 For the 12 Month Period Ending Aug 31, 2020

Confidential Material Protected under WAC 480-07-160

	Total	Reclass / Accounting Adjustments Dr. (Cr.)	Adjusted Total	Restating / Pro Forma Adj. Dr. (Cr.)	Pro Forma Total	Non-regulated	Regulated	Adjustments related to Rates	Adjusted Pro Forma Total	%	% WUTC	% Non-Reg	Methodology
Building Maintenance	523000										8.0%	92.0%	Driver Hours
Grounds Maintenance	523100										8.0%	92.0%	Driver Hours
Other Maintenance	529900										8.0%	92.0%	Driver Hours
Parts Inventory Expense	521000										8.0%	92.0%	Driver Hours
Maintenance Supplies Expense	521100										8.0%	92.0%	Driver Hours
Small Tools Expense	521200										8.0%	92.0%	Driver Hours
Third Party Repairs	524000										8.0%	92.0%	Driver Hours
Third Party Washing	524200										8.0%	92.0%	Driver Hours
Third Party Towing	524300										8.0%	92.0%	Driver Hours
Third Party Equipment Maint	524400										8.0%	92.0%	Driver Hours
Other Third Party Maintenance	524900										8.0%	92.0%	Driver Hours
Taxes - Personal Property	530000										8.0%	92.0%	Driver Hours
Taxes - Real Property	530100										8.0%	92.0%	Driver Hours
Rental - Land-Bldg-Office	531000										8.0%	92.0%	Driver Hours
Rental - Office Equipment	531100										8.0%	92.0%	Driver Hours
Rental - Ops Equipment	531200										8.0%	92.0%	Driver Hours
Leasing System Rental Expense	531500										8.0%	92.0%	Driver Hours
Other Related Lease Expenses	531600										8.0%	92.0%	Driver Hours
Security	532000										8.0%	92.0%	Driver Hours
Utilities	534000										8.0%	92.0%	Driver Hours
Gasoline	535100										12.8%	87.2%	Miles
Fuel Tax Credit	536000										12.8%	87.2%	Miles
Toll Roads	537100										12.8%	87.2%	Miles
Vehicle License, Fees, Permits	537500										12.8%	87.2%	Miles
Other Transportation Costs	537900										8.0%	92.0%	Driver Hours
Employer 401K Matching	514000										8.0%	92.0%	Driver Hours
Safety Program Expense	514300										8.0%	92.0%	Driver Hours
Pension Expense - Union	514950										8.0%	92.0%	Driver Hours
Group Insurance - WMI	513000										8.0%	92.0%	Driver Hours
Group Insurance - Non WMI	513050										8.0%	92.0%	Driver Hours
Workers Compensation - Premium	513100										8.0%	92.0%	Driver Hours
Employee Relocation Expense	518000										8.0%	92.0%	Driver Hours
Employee & Community Activity	518200										8.0%	92.0%	Driver Hours
Medical Expense	518300										8.0%	92.0%	Driver Hours
Uniforms	518400										8.0%	92.0%	Driver Hours
Other Employee Costs	518900										8.0%	92.0%	Driver Hours
Payroll Tax Expense	515000										8.0%	92.0%	Driver Hours
Wages - Bonus Operations	512010										8.0%	92.0%	Driver Hours
Wages - Bonus Other	512090										8.0%	92.0%	Driver Hours
Wages - Comp Absences Ops	512710										8.0%	92.0%	Driver Hours
Wages - Hourly Operations	511010										8.0%	92.0%	Driver Hours
Wages - Other Comp Ops	511510										8.0%	92.0%	Driver Hours
Wages - Overtime Operations	511510										8.0%	92.0%	Driver Hours
Wages - Salaried Operations	510510										8.0%	92.0%	Driver Hours
Wages - Vacation Ops	512810										8.0%	92.0%	Driver Hours
Computer Supplies	564000										8.0%	92.0%	Driver Hours
PC Expense	564100										8.0%	92.0%	Driver Hours
Dues and Subscriptions	567000										8.0%	92.0%	Driver Hours
Environmental Compliance	568000										8.0%	92.0%	Driver Hours
Fines	569000										8.0%	92.0%	Driver Hours
Penalties	569500										8.0%	92.0%	Driver Hours
Insurance - Building	570200										8.0%	92.0%	Driver Hours
Insurance - General Liability	570400										8.0%	92.0%	Driver Hours
Insurance - Umbrella	570500										8.0%	92.0%	Driver Hours
Performance Bond Expense	570900										8.0%	92.0%	Driver Hours
License, Fees, Permits	571000										8.0%	92.0%	Driver Hours
Miscellaneous	575000										8.0%	92.0%	Driver Hours
Procurement Card Rebate	577500										8.0%	92.0%	Driver Hours
Postage	576000										8.0%	92.0%	Driver Hours
Printing	577000										8.0%	92.0%	Driver Hours
Consulting Fees	578200										8.0%	92.0%	Driver Hours
Other Professional Fees	578900										8.0%	92.0%	Driver Hours
Training Expense	581300										8.0%	92.0%	Driver Hours
Office Supplies	582000										8.0%	92.0%	Driver Hours
Portables Supplies	582300										8.0%	92.0%	Driver Hours
Chemical Supplies & Deodorizer	582400										8.0%	92.0%	Driver Hours
Other Supplies	582900										8.0%	92.0%	Driver Hours
Telephone - Office	584000										8.0%	92.0%	Driver Hours
Telephone - Mobile/Pager	584100										8.0%	92.0%	Driver Hours
Specialized Operations Equipmt	584200										8.0%	92.0%	Driver Hours
Entertainment	585700										8.0%	92.0%	Driver Hours
Meals	585900										8.0%	92.0%	Driver Hours
Travel - Auto	585000										8.0%	92.0%	Driver Hours
Travel - Airlines	585100										8.0%	92.0%	Driver Hours
Travel - Meals	585200										8.0%	92.0%	Driver Hours
Travel - Lodging	585300										8.0%	92.0%	Driver Hours
Travel - Other	585600										8.0%	92.0%	Driver Hours
Sale of Assets - PS System	599000										8.0%	92.0%	Driver Hours
Sale of Assets - Non-PS System	599050										8.0%	92.0%	Driver Hours
Gain-Loss on Lease Update	599075										8.0%	92.0%	Driver Hours
Total Operations Support													
Total Operating Costs													
Gross Profit													
Sales, General, and Administrative													
Advertising	660000										8.0%	92.0%	Driver Hours
WRRR Fees	0										100.0%	0.0%	
Rate Case Notification Costs	0										8.0%	92.0%	Driver Hours
Bad Debt Expense	0										8.0%	92.0%	Driver Hours
Corporate Intangible Charge	705950										8.0%	92.0%	Driver Hours
Employee Relocation Expense	618000										8.0%	92.0%	Driver Hours
Collection Expense	661500										8.0%	92.0%	Driver Hours
Late Fees and Fines Billed	661700										8.0%	92.0%	Driver Hours
Credit Card Fees	662100										8.0%	92.0%	Driver Hours
Charitable Contributions	665000										8.0%	92.0%	Driver Hours
Charitable Contributions - Svc	665100										8.0%	92.0%	Driver Hours
Litigation Settlements	672000										8.0%	92.0%	Driver Hours
Printing	677000										8.0%	92.0%	Driver Hours
Legal Fees	678300										8.0%	92.0%	Driver Hours
Other Professional Fees	678900										8.0%	92.0%	Driver Hours
Offsite Storage	679000										8.0%	92.0%	Driver Hours
Allocation Of Market Area Overhead	0										8.0%	92.0%	Driver Hours
Allocation of Market Area Customer Service	0										33.1%	66.9%	
Allocation of Corporate & Group Overhead	0										8.0%	92.0%	Driver Hours
Total Sales, General, and Administrative													
EBIT													
Operating Ratio	98.7%		341.1%	801.3%	350.2%	473.6%	110.4%			93.1%			

Waste Management of Seattle and South Sound
 Operations Income Statement
 Residential Recycling
 For the 12 Month Period Ending Aug 31, 2020

Confidential Material Protected under WAC 480-07-160

	Total	Reclass /	Adjusted Total	Restating /	Pro Forma Total	Non-regulated	Regulated	Adjustments	Adjusted Pro	%	% WUTC	% Non-Reg	Methodology
		Accounting		Pro Forma				related to					
		Dr. (Cr.)		Adj. Dr. (Cr.)				Rates					
Commercial Collection	400000												
Commercial Rent	0												
Com Collection - Organics	401000												
Commercial Collection Rcy	403000												
Com Coll Rcy Contamination Fee	403300												
Commercial Coll Rcy RCR Fee	403800												
Commercial Coll Rcy Env Chg	403850												
Commercial Coll Rcy Adjustment	403900												
Commercial Collection Fuel Chg	404000												
Commercial Collection Env Chg	404100												
Commercial Coll-Org Fuel Chg	404200												
Commercial Coll-Org Env Chg	404300												
Commercial Coll-Org RCR Fee	404400												
Commercial Collection RMD	404700												
Commercial Collection Adjust	404900												
Commercial Coll-Franchise Fees	404950												
Residential Collection	405000												
Res Collection - Organics	406000												
Residential Collection Rcy	408000												
Multi-Family Recycling Surcharge	0												
Residential Collection Fuel Ch	409000												
Residential Coll-Franchise Fee	409900												
Residential Coll-Franchise Fee	409950												
Roll Off Collection Permanent	410000												
Roll Off Disposal Pass Through	0												
Roll Off Rent	0												
Roll Off Collection Temporary	410500												
Lugger Collection	411000												
Roll Off Permanent - Organics	411100												
Roll Off Collection Recycling	413000												
Roll Off Rcy Contamination Fee	413500												
Roll Off Fuel Charge	414000												
Roll Off Environmental Charge	414100												
Roll Off Fuel Chg - Organics	414200												
Roll Off Env Chg - Organics	414300												
Roll Off RCR Fee - Organics	414400												
Roll Off RCR Fee	414800												
Roll Off Adjustments	414900												
Roll Off Franchise Fees	414950												
Other Material Sales	454900												
Contra Rev-Customer Rebates	454999												
Other Operating Revenue	458700												
Payment Handling Fee	458880												
Other Late Fee Revenue	458890												
Utility Taxes													
Other Operating Adjustments	458900												
IC Transportation Business	465000												
IC Material Sales	492000												
IC Commercial Collection	495000												
IC Comm Coll Fuel Chg	495005												
IC Comm Coll Env Chg	495010												
IC Comm Coll RCR Fee	495015												
IC Commercial Collection Rcy	495030												
IC Comm Coll Rcy Env Chg	495035												
IC Roll Off Collection Perm	495100												
IC Roll Off Coll Perm Fuel Chg	495105												
IC Roll Off Coll Perm Env Chg	495110												
IC Roll Off Coll Perm RCR Fee	495115												
IC Roll Off Collection Rcy	495130												
IC Compactor/Equipment Rental	495150												
Total Revenue													
Revenue Reduction													
COGS Res Mixed Fiber	507040										32.1%	67.9%	Tons
Other Third Party COGS	507390										32.1%	67.9%	Tons
Disposal Fees and Taxes	509000										100.0%	0%	WUTC
Municipal Franchise Fees	509500										100.0%	0%	WUTC
Hazardous Waste Fees	0										32.1%	67.9%	Tons
State B & O Tax	0												Direct Allocation
WUTC Fees	0										100.0%	0.0%	100% WUTC
Other Disposal Costs	509900										32.1%	67.9%	Tons
Disposal to Landfill	500000										32.1%	67.9%	Tons
MRF Tipping Fees	500700										32.1%	67.9%	Tons
Disposal to Other Facility	500800										32.1%	67.9%	Tons
Disposal to Organic Fac - Yard	500820										32.1%	67.9%	Tons
Disposal to Organic Fac- Other	500830										32.1%	67.9%	Tons
Disposal to Transfer Station	500500										32.1%	67.9%	Tons
Disposal Pass Through - Roll Off	0										32.1%	67.9%	Tons
Disposal to IC Landfill	501000										32.1%	67.9%	Tons
IC MRF Tipping Fees	501700										32.1%	67.9%	Tons
Disp to Other IC Facility	501800										32.1%	67.9%	Tons
Disp to IC Transfer Station	501500										32.1%	67.9%	Tons
IC Subcontractor Costs	502700										32.1%	67.9%	Tons
Subcontractor Hauling Costs	502500										32.1%	67.9%	Tons
Total Revenue Reduction													
Net Revenue													
Direct Labor													
Temporary Agency Labor	516100										11.5%	88.5%	Driver Hours
Pension Expense - Union	514950										11.5%	88.5%	Driver Hours
Group Insurance - WMI	513000										11.5%	88.5%	Driver Hours
Group Insurance - Non WMI	513050										11.5%	88.5%	Driver Hours
Workers Compensation - Premium	513100										11.5%	88.5%	Driver Hours
Workers Compensation - Claims	513150										11.5%	88.5%	Driver Hours
Employment Fees	518100										11.5%	88.5%	Driver Hours
Medical Expense	518300										11.5%	88.5%	Driver Hours
Uniforms	518400										11.5%	88.5%	Driver Hours
Other Employee Costs	518900										11.5%	88.5%	Driver Hours
Payroll Tax Expense	515000										11.5%	88.5%	Driver Hours
Wages - Bonus Operations	512010										11.5%	88.5%	Driver Hours
Wages - Comp Absences Ops	512710										11.5%	88.5%	Driver Hours
Wages - Hourly Operations	511010										11.5%	88.5%	Driver Hours
Wages - Other Comp Ops	512610										11.5%	88.5%	Driver Hours
Wages - Overtime Operations	511510										11.5%	88.5%	Driver Hours
Wages - Vacation Ops	512810										11.5%	88.5%	Driver Hours
Total Direct Labor													
Primary Equipment													
Depreciation - Trucks	700000										11.5%	88.5%	Driver Hours
Depreciation - Support Vehicle	700200										11.5%	88.5%	Driver Hours
Depreciation - Containers	700300										11.5%	88.5%	Driver Hours
Depreciation - Equipment	700400										11.5%	88.5%	Driver Hours
Estimated Depreciation	703000										11.5%	88.5%	Driver Hours
Vehicle License, Fees, Permits	537500										11.5%	88.5%	Driver Hours
Other Transportation Costs	537900										11.5%	88.5%	Driver Hours
Uninsured Loss - Corp Charge	570800										11.5%	88.5%	Driver Hours
Fleet Pride Reclass	570890										11.5%	88.5%	Driver Hours

Waste Management of Seattle and South Sound
Operations Income Statement
Residential Recycling
For the 12 Month Period Ending Aug 31, 2020

Confidential Material Protected under WAC 480-07-160

	Total	Reclass /	Restating /	Pro Forma	Non-	Regulated	Adjustments	Adjusted Pro	%	% WUTC	% Non-Reg	Methodology
		Accounting	Pro Forma									
		Dr. (Cr.)	Adj. Dr. (Cr.)	Total			Rates					
Insurance - Trucks	570000									11.5%	88.5%	Driver Hours
Insurance - General Liability	570400									11.5%	88.5%	Driver Hours
Insurance - Umbrella	570500									11.5%	88.5%	Driver Hours
Depreciation - Trucks	700000									11.5%	88.5%	Driver Hours
Depreciation - Support Vehicle	700200									11.5%	88.5%	Driver Hours
Depreciation - Equipment	700400									11.5%	88.5%	Driver Hours
Allocation out	598000									11.5%	88.5%	Driver Hours
Building Maintenance	523000									11.5%	88.5%	Driver Hours
Metal Replacements - Raw Steel	525000									11.5%	88.5%	Driver Hours
Shop Paint Expense	525100									11.5%	88.5%	Driver Hours
Primary Lubricants	522000									11.5%	88.5%	Driver Hours
Other Maintenance	529900									11.5%	88.5%	Driver Hours
Parts Inventory Expense	521000									11.5%	88.5%	Driver Hours
Parts Expense - Core Charges	521050									11.5%	88.5%	Driver Hours
Maintenance Supplies Expense	521100									11.5%	88.5%	Driver Hours
Small Tools Expense	521200									11.5%	88.5%	Driver Hours
Parts Inventory Adjustments	521400									11.5%	88.5%	Driver Hours
Obsolete Parts Expense	521500									11.5%	88.5%	Driver Hours
Third Party Repairs	524000									11.5%	88.5%	Driver Hours
Third Party Washing	524200									11.5%	88.5%	Driver Hours
Third Party Towing	524300									11.5%	88.5%	Driver Hours
Third Party Equipment Maint	524400									11.5%	88.5%	Driver Hours
Warranty Recovery	524800									11.5%	88.5%	Driver Hours
Other Third Party Maintenance	524900									11.5%	88.5%	Driver Hours
New, Retread & Repaired Tires	520000									15.1%	84.9%	Miles
Tire Warranty Reimbursements	520200									15.1%	84.9%	Miles
Tire Inventory Adjustments	520400									15.1%	84.9%	Miles
Other Tire Maintenance	520900									15.1%	84.9%	Miles
Rental - Ops Equipment	531200									11.5%	88.5%	Driver Hours
Clear Diesel Fuel - On Hwy	535000									15.1%	84.9%	Miles
Gasoline	535100									15.1%	84.9%	Miles
CNG	535500									15.1%	84.9%	Miles
Fuel Tax Credit	536000									15.1%	84.9%	Miles
Vehicle License, Fees, Permits	537500									15.1%	84.9%	Miles
Employer 401K Matching	514000									11.5%	88.5%	Driver Hours
Safety Program Expense	514300									11.5%	88.5%	Driver Hours
Pension Expense - Union	514950									11.5%	88.5%	Driver Hours
Group Insurance - WMI	513000									11.5%	88.5%	Driver Hours
Group Insurance - Non WMI	513050									11.5%	88.5%	Driver Hours
Workers Compensation - Premium	513100									11.5%	88.5%	Driver Hours
Workers Compensation - Claims	513150									11.5%	88.5%	Driver Hours
Employment Fees	518100									11.5%	88.5%	Driver Hours
Employee & Community Activity	518200									11.5%	88.5%	Driver Hours
Medical Expense	518300									11.5%	88.5%	Driver Hours
Uniforms	518400									11.5%	88.5%	Driver Hours
Other Employee Costs	518900									11.5%	88.5%	Driver Hours
Payroll Tax Expense	515000									11.5%	88.5%	Driver Hours
Wages - Bonus Operations	512010									11.5%	88.5%	Driver Hours
Wages - Comp Absences Ops	512710									11.5%	88.5%	Driver Hours
Wages - Hourly Operations	511010									11.5%	88.5%	Driver Hours
Wages - Other Comp Ops	512610									11.5%	88.5%	Driver Hours
Wages - Overtime Operations	511510									11.5%	88.5%	Driver Hours
Wages - Salaried Operations	510510									11.5%	88.5%	Driver Hours
Wages - Vacation Ops	512810									11.5%	88.5%	Driver Hours
Environmental Compliance	568000									11.5%	88.5%	Driver Hours
Insurance - General Liability	570400									11.5%	88.5%	Driver Hours
Insurance - Umbrella	570500									11.5%	88.5%	Driver Hours
Procurement Card Rebate	577500									11.5%	88.5%	Driver Hours
Office Supplies	582000									11.5%	88.5%	Driver Hours
Other Supplies	582900									11.5%	88.5%	Driver Hours
Telephone - Office	584000									11.5%	88.5%	Driver Hours
Telephone - Mobile/Pager	584100									11.5%	88.5%	Driver Hours
Specialized Operations Equipmt	584200									11.5%	88.5%	Driver Hours
Entertainment	585700									11.5%	88.5%	Driver Hours
Meals	585900									11.5%	88.5%	Driver Hours
Travel - Auto	585000									11.5%	88.5%	Driver Hours
Travel - Meals	585200									11.5%	88.5%	Driver Hours
Travel - Lodging	585300									11.5%	88.5%	Driver Hours
Travel - Other	585600									11.5%	88.5%	Driver Hours
Total Primary Equipment												
Secondary Equipment												
Depreciation - Containers	700300									11.5%	88.5%	Stops
Estimated Depreciation	703000									11.5%	88.5%	Stops
Depreciation - Primary LF Equip	700100									11.5%	88.5%	Stops
Depreciation - Support Vehicle	700200									11.5%	88.5%	Stops
Depreciation - Equipment	700400									11.5%	88.5%	Stops
Estimated Depreciation	703000									11.5%	88.5%	Stops
Allocation in	598100									11.5%	88.5%	Stops
Metal Replacements - Raw Steel	525000									11.5%	88.5%	Stops
Shop Paint Expense	525100									11.5%	88.5%	Stops
Container Lids	525200									11.5%	88.5%	Stops
Container Casters	525300									11.5%	88.5%	Stops
Compactor Repairs	525500									11.5%	88.5%	Stops
Container Liners	525800									11.5%	88.5%	Stops
Third Party Container Maint	525900									11.5%	88.5%	Stops
Parts Inventory Expense	521000									11.5%	88.5%	Stops
Maintenance Supplies Expense	521100									11.5%	88.5%	Stops
Small Tools Expense	521200									11.5%	88.5%	Stops
Third Party Repairs	524000									11.5%	88.5%	Stops
Third Party Compactor Repairs	524500									11.5%	88.5%	Stops
New, Retread & Repaired Tires	520000									11.5%	88.5%	Stops
Rental - Ops Equipment	531200									11.5%	88.5%	Stops
Propane Fuel	535200									11.5%	88.5%	Stops
Vehicle License, Fees, Permits	537500									11.5%	88.5%	Stops
Other Transportation Costs	537900									11.5%	88.5%	Stops
Temporary Agency Labor	516100									11.5%	88.5%	Stops
Employer 401K Matching	514000									11.5%	88.5%	Stops
Pension Expense - Union	514950									11.5%	88.5%	Stops
Group Insurance - WMI	513000									11.5%	88.5%	Stops
Group Insurance - Non WMI	513050									11.5%	88.5%	Stops
Workers Compensation - Premium	513100									11.5%	88.5%	Stops
Workers Compensation - Claims	513150									11.5%	88.5%	Stops
Medical Expense	518300									11.5%	88.5%	Stops
Uniforms	518400									11.5%	88.5%	Stops
Payroll Tax Expense	515000									11.5%	88.5%	Stops
Wages - Bonus Operations	512010									11.5%	88.5%	Stops
Wages - Comp Absences Ops	512710									11.5%	88.5%	Stops
Wages - Hourly Operations	511010									11.5%	88.5%	Stops
Wages - Other Comp Ops	512610									11.5%	88.5%	Stops
Wages - Overtime Operations	511510									11.5%	88.5%	Stops
Wages - Vacation Ops	512810									11.5%	88.5%	Stops
Fleet Pride Reclass	570890									11.5%	88.5%	Stops
Insurance - General Liability	570400									11.5%	88.5%	Stops
Insurance - Umbrella	570500									11.5%	88.5%	Stops
Procurement Card Rebate	577500									11.5%	88.5%	Stops
Printing	577000									11.5%	88.5%	Stops
Tarps	582200									11.5%	88.5%	Stops
Other Supplies	582900									11.5%	88.5%	Stops
Telephone - Mobile/Pager	584100									11.5%	88.5%	Stops

Waste Management of Seattle and South Sound
 Operations Income Statement
 Residential Recycling
 For the 12 Month Period Ending Aug 31, 2020

Confidential Material Protected under WAC 480-07-160

	Total	Reclass /	Restating /	Pro Forma	Non-	Regulated	Adjustments	Adjusted Pro	%	% WUTC	% Non-Reg	Methodology
		Accounting	Pro Forma									
		Dr. (Cr.)	Adj. Dr. (Cr.)	Total			Rates					
Travel - Other	585600									11.5%	88.5%	Stops
Total Secondary Equipment												
Operations Support												
Depreciation - Support Vehicle	700200									11.5%	88.5%	Driver Hours
Depreciation - Equipment	700400									11.5%	88.5%	Driver Hours
Depreciation - Office Equip	700500									11.5%	88.5%	Driver Hours
Depreciation - Buildings	700600									11.5%	88.5%	Driver Hours
Depreciation - Land Improvemen	700750									11.5%	88.5%	Driver Hours
Estimated Depreciation	703000									11.5%	88.5%	Driver Hours
Allocation in	598100									11.5%	88.5%	Driver Hours
Building Maintenance	523000									11.5%	88.5%	Driver Hours
Grounds Maintenance	523100									11.5%	88.5%	Driver Hours
Other Maintenance	529900									11.5%	88.5%	Driver Hours
Parts Inventory Expense	521000									11.5%	88.5%	Driver Hours
Maintenance Supplies Expense	521100									11.5%	88.5%	Driver Hours
Small Tools Expense	521200									11.5%	88.5%	Driver Hours
Third Party Repairs	524000									11.5%	88.5%	Driver Hours
Third Party Washing	524200									11.5%	88.5%	Driver Hours
Third Party Towing	524300									11.5%	88.5%	Driver Hours
Third Party Equipment Maint	524400									11.5%	88.5%	Driver Hours
Other Third Party Maintenance	524900									11.5%	88.5%	Driver Hours
Taxes - Real Property	530000									11.5%	88.5%	Driver Hours
Taxes - Real Property	530100									11.5%	88.5%	Driver Hours
Rental - Land-Bldg-Office	531000									11.5%	88.5%	Driver Hours
Rental - Office Equipment	531100									11.5%	88.5%	Driver Hours
Rental - Ops Equipment	531200									11.5%	88.5%	Driver Hours
Leasing System Rental Expense	531500									11.5%	88.5%	Driver Hours
Other Related Lease Expenses	531600									11.5%	88.5%	Driver Hours
Security	532000									11.5%	88.5%	Driver Hours
Utilities	534000									11.5%	88.5%	Driver Hours
Gasoline	535100									15.1%	84.9%	Miles
Fuel Tax Credit	536000									15.1%	84.9%	Miles
Toll Roads	537100									15.1%	84.9%	Miles
Vehicle License, Fees, Permits	537500									15.1%	84.9%	Miles
Other Transportation Costs	537900									11.5%	88.5%	Driver Hours
Employer 401K Matching	514000									11.5%	88.5%	Driver Hours
Safety Program Expense	514300									11.5%	88.5%	Driver Hours
Pension Expense - Union	514950									11.5%	88.5%	Driver Hours
Group Insurance - WMI	513000									11.5%	88.5%	Driver Hours
Group Insurance - Non WMI	513050									11.5%	88.5%	Driver Hours
Workers Compensation - Premium	513100									11.5%	88.5%	Driver Hours
Employee Relocation Expense	518000									11.5%	88.5%	Driver Hours
Employee & Community Activity	518200									11.5%	88.5%	Driver Hours
Medical Expense	518300									11.5%	88.5%	Driver Hours
Uniforms	518400									11.5%	88.5%	Driver Hours
Other Employee Costs	518900									11.5%	88.5%	Driver Hours
Payroll Tax Expense	515000									11.5%	88.5%	Driver Hours
Wages - Bonus Operations	512010									11.5%	88.5%	Driver Hours
Wages - Bonus Other	512090									11.5%	88.5%	Driver Hours
Wages - Comp Absences Ops	512710									11.5%	88.5%	Driver Hours
Wages - Hourly Operations	511010									11.5%	88.5%	Driver Hours
Wages - Other Comp Ops	512610									11.5%	88.5%	Driver Hours
Wages - Overtime Operations	511510									11.5%	88.5%	Driver Hours
Wages - Salaried Operations	510510									11.5%	88.5%	Driver Hours
Wages - Vacation Ops	512810									11.5%	88.5%	Driver Hours
Computer Supplies	564000									11.5%	88.5%	Driver Hours
PC Expense	564100									11.5%	88.5%	Driver Hours
Dues and Subscriptions	567000									11.5%	88.5%	Driver Hours
Environmental Compliance	568000									11.5%	88.5%	Driver Hours
Fines	569000									11.5%	88.5%	Driver Hours
Penalties	569500									11.5%	88.5%	Driver Hours
Insurance - Building	570200									11.5%	88.5%	Driver Hours
Insurance - General Liability	570400									11.5%	88.5%	Driver Hours
Insurance - Umbrella	570500									11.5%	88.5%	Driver Hours
Performance Bond Expense	570900									11.5%	88.5%	Driver Hours
License, Fees, Permits	571000									11.5%	88.5%	Driver Hours
Miscellaneous	575000									11.5%	88.5%	Driver Hours
Procurement Card Rebate	577500									11.5%	88.5%	Driver Hours
Postage	576000									11.5%	88.5%	Driver Hours
Printing	577000									11.5%	88.5%	Driver Hours
Consulting Fees	578200									11.5%	88.5%	Driver Hours
Other Professional Fees	578900									11.5%	88.5%	Driver Hours
Training Expense	581300									11.5%	88.5%	Driver Hours
Office Supplies	582000									11.5%	88.5%	Driver Hours
Portables Supplies	582300									11.5%	88.5%	Driver Hours
Chemical Supplies & Deodorizer	582400									11.5%	88.5%	Driver Hours
Other Supplies	582900									11.5%	88.5%	Driver Hours
Telephone - Office	584000									11.5%	88.5%	Driver Hours
Telephone - Mobile/Pager	584100									11.5%	88.5%	Driver Hours
Specialized Operations Equipmt	584200									11.5%	88.5%	Driver Hours
Entertainment	585700									11.5%	88.5%	Driver Hours
Meals	585900									11.5%	88.5%	Driver Hours
Travel - Auto	585000									11.5%	88.5%	Driver Hours
Travel - Airlines	585100									11.5%	88.5%	Driver Hours
Travel - Meals	585200									11.5%	88.5%	Driver Hours
Travel - Lodging	585300									11.5%	88.5%	Driver Hours
Travel - Other	585600									11.5%	88.5%	Driver Hours
Sale of Assets - PS System	599000									11.5%	88.5%	Driver Hours
Sale of Assets - Non-PS System	599050									11.5%	88.5%	Driver Hours
Gain-Loss on Lease Update	599075									11.5%	88.5%	Driver Hours
Total Operations Support												
Total Operating Costs												
Gross Profit												
Sales, General, and Administrative												
Advertising	660000									11.5%	88.5%	Driver Hours
WRRRA Fees	0									100.0%	0.0%	
Rate Case Notification Costs	0									11.5%	88.5%	Driver Hours
Bad Debt Expense	0									11.5%	88.5%	Driver Hours
Corporate Intangible Charge	705950									11.5%	88.5%	Driver Hours
Employee Relocation Expense	618000									11.5%	88.5%	Driver Hours
Collection Expense	661500									11.5%	88.5%	Driver Hours
Late Fees and Fines Billed	661700									11.5%	88.5%	Driver Hours
Credit Card Fees	662100									11.5%	88.5%	Driver Hours
Charitable Contributions	665000									11.5%	88.5%	Driver Hours
Charitable Contributions - Svc	665100									11.5%	88.5%	Driver Hours
Litigation Settlements	672000									11.5%	88.5%	Driver Hours
Printing	677000									11.5%	88.5%	Driver Hours
Legal Fees	678300									11.5%	88.5%	Driver Hours
Other Professional Fees	678900									11.5%	88.5%	Driver Hours
Offsite Storage	679000									11.5%	88.5%	Driver Hours
Allocation Of Market Area Overhead	0									11.5%	88.5%	Driver Hours
Allocation of Market Area Customer Service	0									38.0%	62.0%	
Allocation of Corporate & Group Overhead	0									11.5%	88.5%	Driver Hours

Waste Management of Seattle and South Sound
 Operations Income Statement
 Industrial
 For the 12 Month Period Ending Aug 31, 2020

Confidential Material Protected under WAC 480-07-160

	Total	Reclass /	Restating / Pro	Pro Forma	Less: Non-Reg. R/O Recycling	MSW Pro Forma Total	Non- Regulated	Regulated	Adjustments related to Rates	Adjusted Pro Forma Total	%	% WUTC	% Non-Reg	Methodology	% R/O Recycling	
		Accounting Adjustments Dr. (C.)	Forma Adj. Dr. (C.)													
Parts Inventory Adjustments	524400															
Obsolete Parts Expense	521500															
Third Party Repairs	524000															
Third Party Washing	524200															
Third Party Towing	524300															
Third Party Equipment Maint	524400															
Warranty Recovery	524800															
Other Third Party Maintenance	524900															
New, Retread & Repaired Tires	520000											10.8%	89.2%	Miles		49.3%
Tire Warranty Reimbursements	520200											10.8%	89.2%	Miles		49.3%
Tire Inventory Adjustments	520400											10.8%	89.2%	Miles		49.3%
Other Tire Maintenance	520900											10.8%	89.2%	Miles		49.3%
Rental - Ops Equipment	531200											9.1%	90.9%	Driver Hours		49.8%
Clear Diesel Fuel - On Hwy	535000											10.8%	89.2%	Miles		49.3%
Gasoline	535100											10.8%	89.2%	Miles		49.3%
CNG	535500											10.8%	89.2%	Miles		49.3%
Fuel Tax Credit	536000											10.8%	89.2%	Miles		49.3%
Vehicle License, Fees, Permits	537500											10.8%	89.2%	Miles		49.3%
Employer 401k Matching	514000											9.1%	90.9%	Driver Hours		49.8%
Safety Program Expense	514300											9.1%	90.9%	Driver Hours		49.8%
Pension Expense - Union	514950											9.1%	90.9%	Driver Hours		49.8%
Group Insurance - WMI	513000											9.1%	90.9%	Driver Hours		49.8%
Group Insurance - Non WMI	513050											9.1%	90.9%	Driver Hours		49.8%
Workers Compensation - Premium	513100											9.1%	90.9%	Driver Hours		49.8%
Workers Compensation - Claims	513150											9.1%	90.9%	Driver Hours		49.8%
Employment Fees	518100											9.1%	90.9%	Driver Hours		49.8%
Employee & Community Activity	518200											9.1%	90.9%	Driver Hours		49.8%
Medical Expense	518300											9.1%	90.9%	Driver Hours		49.8%
Uniforms	518400											9.1%	90.9%	Driver Hours		49.8%
Other Employee Costs	518900											9.1%	90.9%	Driver Hours		49.8%
Payroll Tax Expense	515000											9.1%	90.9%	Driver Hours		49.8%
Wages - Bonus Operations	512010											9.1%	90.9%	Driver Hours		49.8%
Wages - Comp Absences Ops	512710											9.1%	90.9%	Driver Hours		49.8%
Wages - Hourly Operations	511010											9.1%	90.9%	Driver Hours		49.8%
Wages - Other Comp Ops	512610											9.1%	90.9%	Driver Hours		49.8%
Wages - Overtime Operations	511510											9.1%	90.9%	Driver Hours		49.8%
Wages - Salaried Operations	510510											9.1%	90.9%	Driver Hours		49.8%
Wages - Vacation Ops	512810											9.1%	90.9%	Driver Hours		49.8%
Environmental Compliance	568000											9.1%	90.9%	Driver Hours		49.8%
Insurance - General Liability	570400											9.1%	90.9%	Driver Hours		49.8%
Insurance - Umbrella	570500											9.1%	90.9%	Driver Hours		49.8%
Procurement Card Rebate	577500											9.1%	90.9%	Driver Hours		49.8%
Office Supplies	582000											9.1%	90.9%	Driver Hours		49.8%
Other Supplies	582900											9.1%	90.9%	Driver Hours		49.8%
Telephone - Office	584000											9.1%	90.9%	Driver Hours		49.8%
Telephone - Mobile/Pager	584100											9.1%	90.9%	Driver Hours		49.8%
Specialized Operations Equipment	584200											9.1%	90.9%	Driver Hours		49.8%
Entertainment	585700											9.1%	90.9%	Driver Hours		49.8%
Meals	585900											9.1%	90.9%	Driver Hours		49.8%
Travel - Auto	585000											9.1%	90.9%	Driver Hours		49.8%
Travel - Meals	585200											9.1%	90.9%	Driver Hours		49.8%
Travel - Lodging	585300											9.1%	90.9%	Driver Hours		49.8%
Travel - Other	585600											9.1%	90.9%	Driver Hours		49.8%
Total Primary Equipment																
Secondary Equipment																
Depreciation - Containers	700300											7.0%	93.0%	Lifts		77.9%
Estimated Depreciation	703000											7.0%	93.0%	Lifts		77.9%
Depreciation - Primary LF Fuel	700100											7.0%	93.0%	Lifts		77.9%
Depreciation - Support Vehicle	700200											7.0%	93.0%	Lifts		77.9%
Depreciation - Equipment	700400											7.0%	93.0%	Lifts		77.9%
Estimated Depreciation	703000											7.0%	93.0%	Lifts		77.9%
Allocation in	598100											7.0%	93.0%	Lifts		77.9%
Metal Replacements - Raw Steel	525000											7.0%	93.0%	Lifts		77.9%
Shop Paint Expense	525100											7.0%	93.0%	Lifts		77.9%
Container Lids	525200											7.0%	93.0%	Lifts		77.9%
Container Casters	525300											7.0%	93.0%	Lifts		77.9%
Compactor Repairs	525500											7.0%	93.0%	Lifts		77.9%
Container Liners	525800											7.0%	93.0%	Lifts		77.9%
Third Party Container Maint	525900											7.0%	93.0%	Lifts		77.9%
Parts Inventory Expense	521000											7.0%	93.0%	Lifts		77.9%
Maintenance Supplies Expense	521100											7.0%	93.0%	Lifts		77.9%
Small Tools Expense	521200											7.0%	93.0%	Lifts		77.9%
Third Party Repairs	524000											7.0%	93.0%	Lifts		77.9%
Third Party Compactor Repairs	524500											7.0%	93.0%	Lifts		77.9%
New, Retread & Repaired Tires	520000											7.0%	93.0%	Lifts		77.9%
Rental - Ops Equipment	531200											7.0%	93.0%	Lifts		77.9%
Propane Fuel	535200											7.0%	93.0%	Lifts		77.9%
Vehicle License, Fees, Permits	537500											7.0%	93.0%	Lifts		77.9%
Other Transportation Costs	537900											7.0%	93.0%	Lifts		77.9%
Temporary Agency Labor	516100											7.0%	93.0%	Lifts		77.9%
Employer 401k Matching	514000											7.0%	93.0%	Lifts		77.9%
Pension Expense - Union	514950											7.0%	93.0%	Lifts		77.9%
Group Insurance - WMI	513000											7.0%	93.0%	Lifts		77.9%
Group Insurance - Non WMI	513050											7.0%	93.0%	Lifts		77.9%
Workers Compensation - Premium	513100											7.0%	93.0%	Lifts		77.9%
Workers Compensation - Claims	513150											7.0%	93.0%	Lifts		77.9%
Medical Expense	518300											7.0%	93.0%	Lifts		77.9%
Uniforms	518400											7.0%	93.0%	Lifts		77.9%
Payroll Tax Expense	515000											7.0%	93.0%	Lifts		77.9%
Wages - Bonus Operations	512010											7.0%	93.0%	Lifts		77.9%
Wages - Comp Absences Ops	512710											7.0%	93.0%	Lifts		77.9%
Wages - Hourly Operations	511010											7.0%	93.0%	Lifts		77.9%
Wages - Other Comp Ops	512610											7.0%	93.0%	Lifts		77.9%
Wages - Overtime Operations	511510											7.0%	93.0%	Lifts		77.9%
Wages - Vacation Ops	512810											7.0%	93.0%	Lifts		77.9%
Fleet Pride Reclass	570890											7.0%	93.0%	Lifts		77.9%
Insurance - General Liability	570400											7.0%	93.0%	Lifts		77.9%
Insurance - Umbrella	570500											7.0%	93.0%	Lifts		77.9%
Procurement Card Rebate	577500											7.0%	93.0%	Lifts		77.9%
Printing	577000											7.0%	93.0%	Lifts		77.9%
Tar																

Waste Management of Seattle and South Sound

Public Companies

Confidential Material Protected under WAC 480-07-160

INPUTS - Test Year	
Operating Revenue	
Operating Expenses	
Investment	
Capital Structure-Debt %	
Capital Structure-Debt Rate	
Federal Income Tax Rate	
B&O Tax Rate	
WUTC Fee	
City Tax	
Bad Debts	
Basis Points - Flotation	

Yes

No

Check when input is complete

For Initial input: Uncheck Checkbox Until Completed

Public Co		LURITO - GALLAGHER FORMULA MODEL 2018 v5.0a				Public Co
(a)	(b)	(c)	(b) + (c)	(e)	(d) + (e)	
Line No.	Historical	Revenue Change	Proforma	Add: Revenue Sensitive Taxes	Revenue Requirement	
1	Operating Revenue	3,299,023	(28,624)	3,270,399	(788)	3,269,611
2	Operating Expenses	3,111,752		3,111,752	(788)	3,110,964
3	Operating Income	187,271		158,647		\$158,647
4						
5	Interest Expense	19,127		19,127		19,127
6	Income Tax Expense	29,182	117	29,299		29,299
7						
8	Net Income	138,961		110,220		110,220
9						
10	Operating Ratio	94.32%		95.15%		95.15%
11						
12	Revenue Requirement					
13	Historical Revenue	3,299,023		Revenue Increase before taxes		(28,624)
14	Rate Increase	(29,412)		Rev Sensitive Taxes		(788)
15	Revenue Requirement	3,269,611		Rate Increase		(29,412)
16						
17						
18	Capitla Structure Financing Investment			Financing Cost		
19	Type	Percent	Amount	Cost of Capital	Weighted	Amount
20	Equity	40.71%	400,769	27.50%	11.20%	110,220
21	Debt	59.29%	583,598	3.28%	1.94%	19,127
22	Total	100.00%	984,366		13.14%	129,348
23						
24						
25	Operating Statistics		Before	After		
26			Income Tax	Income Tax		
27	Return on Investment		16.12%	13.14%		
28	Return on Equity		34.81%	27.50%		
29	Operating Ratio		95.15%	95.15%		
30	Profit Margin		4.85%	4.85%		
31	Final turnover		3.32	3.32		
32	Tax Rate		21.00%	21.00%		
33						
34						
35	Revenue Sensitive Taxes Charges					
36			Rate	Taxes		
37	B & O Tax		1.750%	(541)		
38	WUTC Fee		0.510%	(158)		
39	City Tax		0.000%	-		
40	Bad Debts		0.290%	(90)		
41	Revenue Sensitive		2.550%	(788)		
42						
43	Conversion Factor		92.60%			

Waste Management of Seattle and South Sound

Public Companies

Confidential Material Protected under WAC 480-07-160

INPUTS - Test Year	
Operating Revenue	
Operating Expenses	
Investment	
Capital Structure-Debt %	
Capital Structure-Debt Rate	
Federal Income Tax Rate	
B&O Tax Rate	
WUTC Fee	
City Tax	
Bad Debts	
Basis Points - Flotation	

Check when input is complete Yes No

For Initial input: Uncheck Checkbox Until Completed

Public Co LURITO - GALLAGHER FORMULA MODEL 2018 v5.0a Public Co

Line No.	(a)	(b) Historical	(c) Revenue Change	(b) + (c)	(e) Add: Revenue Sensitive Taxes	(d) + (e)
				(d) Proforma		(f) Revenue Requirement
1	Operating Revenue	5,312,532	253,076	5,565,609	7,661	5,573,270
2	Operating Expenses	5,166,605		5,166,605	7,661	5,174,266
3	Operating Income	145,928		399,004		\$399,004
4						
5	Interest Expense	60,565		60,565		60,565
6	Income Tax Expense	14,815	56,257	71,072		71,072
7						
8	Net Income	70,548		267,367		267,367
9						
10	Operating Ratio	97.25%		92.83%		92.84%
11						
12						
13	Revenue Requirement					
14	Historical Revenue	5,312,532		Revenue Increase before taxes		253,076
15	Rate Increase	260,738		Rev Sensitive Taxes		7,661
16	Revenue Requirement	5,573,270		Rate Increase		260,738
17						
18	Capital Structure Financing Investment					
19	Type	Percent	Amount	Cost of Capital	Weighted	Amount
20	Equity	40.71%	1,268,984	21.07%	8.58%	267,367
21	Debt	59.29%	1,847,890	3.28%	1.94%	60,565
22	Total	100.00%	3,116,874		10.52%	327,932
23						
24						
25	Operating Statistics					
26						
27	Return on Investment		12.80%	10.52%		
28	Return on Equity		26.67%	21.07%		
29	Operating Ratio		92.83%	92.84%		
30	Profit Margin		7.17%	7.17%		
31	Final turnover		1.79	1.79		
32	Tax Rate		21.00%	21.00%		
33						
34						
35	Revenue Sensitive Taxes Charges					
36						
37	B & O Tax		1.750%	4,915		
38	WUTC Fee		0.510%	1,432		
39	City Tax		0.000%	-		
40	Bad Debts		0.468%	1,314		
41	Revenue Sensitive		2.728%	7,661		
42						
43	Conversion Factor		90.11%			

Waste Management of Seattle and South Sound

Public Companies

Confidential Material Protected under WAC 480-07-160

INPUTS - Test Year	
Operating Revenue	
Operating Expenses	
Investment	
Capital Structure-Debt %	
Capital Structure-Debt Rate	
Federal Income Tax Rate	
B&O Tax Rate	
WUTC Fee	
City Tax	
Bad Debts	
Basis Points - Flotation	

Check when input is complete
 Yes
 No

For Initial input: Uncheck Checkbox Until Completed

Public Co		LURITO - GALLAGHER FORMULA MODEL 2018 v5.0a				Public Co
(a)	(b)	(c)	(b) + (c)	(e)	(d) + (e)	
Line No.	Historical	Revenue Change	Proforma	Add: Revenue Sensitive Taxes	Revenue Requirement	
1	Operating Revenue	2,250,354	529,068	2,779,422	15,843	2,795,265
2	Operating Expenses	2,606,842		2,606,842	15,843	2,622,686
3	Operating Income	(356,488)		172,580		\$172,580
4						
5	Interest Expense	24,151		24,151		24,151
6	Income Tax Expense	-	31,170	31,170		31,170
7						
8	Net Income	(380,639)		117,258		117,258
9						
10	Operating Ratio	115.84%		93.79%		93.83%
11						
12	Revenue Requirement					
13	Historical Revenue	2,250,354		Revenue Increase before taxes		529,068
14	Rate Increase	544,911		Rev Sensitive Taxes		15,843
15	Revenue Requirement	2,795,265		Rate Increase		544,911
16						
17						
18	Capitall Structure Financing Investment			Financing Cost		
19	Type	Percent	Amount	Cost of Capital	Weighted	Amount
20	Equity	40.71%	506,034	23.17%	9.43%	117,258
21	Debt	59.29%	736,885	3.28%	1.94%	24,151
22	Total	100.00%	1,242,918		11.38%	141,410
23						
24						
25	Operating Statistics		Before	After		
26			Income Tax	Income Tax		
27	Return on Investment		13.89%	11.38%		
28	Return on Equity		29.33%	23.17%		
29	Operating Ratio		93.79%	93.83%		
30	Profit Margin		6.21%	6.21%		
31	Final turnover		2.25	2.25		
32	Tax Rate		21.00%	21.00%		
33						
34						
35	Revenue Sensitive Taxes Charges					
36			Rate	Taxes		
37	B & O Tax		1.750%	10,163		
38	WUTC Fee		0.510%	2,962		
39	City Tax		0.000%	-		
40	Bad Debts		0.468%	2,718		
41	Revenue Sensitive		2.728%	15,843		
42						
43	Conversion Factor		91.10%			

Waste Management of Seattle and South Sound

Public Companies

Confidential Material Protected under WAC 480-07-160

INPUTS - Test Year	
Operating Revenue	
Operating Expenses	
Investment	
Capital Structure-Debt %	
Capital Structure-Debt Rate	
Federal Income Tax Rate	
B&O Tax Rate	
WUTC Fee	
City Tax	
Bad Debts	
Basis Points - Flotation	

Check when input is complete	<input checked="" type="checkbox"/> Yes
	<input type="checkbox"/> No

For Initial input: Uncheck Checkbox Until Completed

Public Co		LURITO - GALLAGHER FORMULA MODEL 2018 v5.0a				Public Co
(a)	(b)	(c)	(b) + (c)	(d)	(e)	(d) + (e)
Line No.	Historical	Revenue Change	Proforma	Add: Revenue Sensitive Taxes	Revenue Requirement	
1	Operating Revenue	1,649,345	303,954	1,953,299	9,158	1,962,457
2	Operating Expenses	1,821,219		1,821,219	9,158	1,830,377
3	Operating Income	(171,874)		132,080		\$132,080
4						
5	Interest Expense	19,422		19,422		19,422
6	Income Tax Expense	-	23,658	23,658		23,658
7						
8	Net Income	(191,296)		89,000		89,000
9						
10	Operating Ratio	110.42%		93.24%		93.27%
11						
12						
13	Revenue Requirement					
14	Historical Revenue	1,649,345		Revenue Increase before taxes		303,954
15	Rate Increase	313,112		Rev Sensitive Taxes		9,158
16	Revenue Requirement	1,962,457		Rate Increase		313,112
17						
18	Capital Structure Financing Investment					
19	Type	Percent	Amount	Cost of Capital	Weighted	Amount
20	Equity	40.71%	406,942	21.87%	8.90%	89,000
21	Debt	59.29%	592,588	3.28%	1.94%	19,422
22	Total	100.00%	999,530		10.85%	108,422
23						
24						
25	Operating Statistics		Before	After		
26			Income Tax	Income Tax		
27	Return on Investment		13.21%	10.85%		
28	Return on Equity		27.68%	21.87%		
29	Operating Ratio		93.24%	93.27%		
30	Profit Margin		6.76%	6.76%		
31	Final turnover		1.96	1.96		
32	Tax Rate		21.00%	21.00%		
33						
34						
35	Revenue Sensitive Taxes Charges					
36			Rate	Taxes		
37	B & O Tax		1.750%	5,875		
38	WUTC Fee		0.510%	1,712		
39	City Tax		0.000%	-		
40	Bad Debts		0.468%	1,571		
41	Revenue Sensitive		2.728%	9,158		
42						
43	Conversion Factor		90.54%			

Waste Management of Seattle and South Sound

Public Companies

Confidential Material Protected under WAC 480-07-160

INPUTS - Test Year	
Operating Revenue	
Operating Expenses	
Investment	
Capital Structure-Debt %	
Capital Structure-Debt Rate	
Federal Income Tax Rate	
B&O Tax Rate	
WUTC Fee	
City Tax	
Bad Debts	
Basis Points - Flotation	

Check when input is complete Yes No

For Initial input: Uncheck Checkbox Until Completed

Public Co		LURITO - GALLAGHER FORMULA MODEL 2018 V5.0a				Public Co
(a)	(b)	(c)	(b) + (c)	(e)	(d) + (e)	
Line No.	Historical	Revenue Change	Proforma	Add: Revenue Sensitive Taxes	Revenue Requirement	
1	Operating Revenue	981,101	144,394	1,125,495	8,603	1,134,098
2	Operating Expenses	1,079,594		1,079,594	8,603	1,088,197
3	Operating Income	(98,493)		45,901		\$45,901
4						
5	Interest Expense	5,113		5,113		5,113
6	Income Tax Expense		8,565	8,565		8,565
7						
8	Net Income	(103,607)		32,222		32,222
9						
10	Operating Ratio	110.04%		95.92%		95.95%
11						
12	Revenue Requirement					
13	Historical Revenue	981,101		Revenue Increase before taxes	144,394	
14	Rate Increase	152,997		Rev Sensitive Taxes	8,603	
15	Revenue Requirement	1,134,098		Rate Increase	152,997	
16						
17						
18	Capital Structure Financing Investment			Financing Cost		
19	Type	Percent	Amount	Cost of Capital	Weighted	Amount
20	Equity	40.71%	107,137	30.08%	12.24%	32,222
21	Debt	59.29%	156,012	3.28%	1.94%	5,113
22	Total	100.00%	263,149		14.19%	37,336
23						
24						
25	Operating Statistics		Before	After		
26			Income Tax	Income Tax		
27	Return on Investment		17.44%	14.19%		
28	Return on Equity		38.07%	30.08%		
29	Operating Ratio		95.92%	95.95%		
30	Profit Margin		4.08%	4.08%		
31	Final turnover		4.31	4.31		
32	Tax Rate		21.00%	21.00%		
33						
34						
35	Revenue Sensitive Taxes Charges					
36			Rate	Taxes		
37	B & O Tax		1.750%	2,790		
38	WUTC Fee		0.510%	813		
39	City Tax		0.000%	-		
40	Bad Debts		3.135%	4,999		
41	Revenue Sensitive		5.395%	8,603		
42						
43	Conversion Factor		90.56%			

Waste Management - Seattle/South Sound
Commercial Services Priceout
Confidential Material Protected under WAC 480-07-160

SVDESC	Weeks in Month	Customer Count	Container Count	Freq.	Current Rate	Annual Total	Proposed	Pro Forma	Price Diff.	Revenue Diff.	% INC. (DEC.)	lbs./ Container	Calculated Tons	PF	% Disposal	Disposal Rate	Service Rate
							Rate	Annual Revenue						Disposal fee			
4 YD MSW EOW							-0.90%							\$ 140.82			
1-4 YD 1X PER WEEK																	
2-4 YD 1X PER WEEK																	
3-4 YD 1X PER WEEK																	
4-4 YD 1X PER WEEK																	
1-4 YD 2X PER WEEK																	
2-4 YD 2X PER WEEK																	
3-4 YD 2X PER WEEK																	
4-4 YD 2X PER WEEK																	
7-4 YD 2X PER WEEK																	
1-4 YD 3X PER WEEK																	
1-4 YD 4X PER WEEK																	
1-4 YD 5X PER WEEK																	
6 YD MSW 1X MO																	
6 YD MSW EOW																	
1-6 YD 1X PER WEEK																	
2-6 YD 1X PER WEEK																	
3-6 YD 1X PER WEEK																	
1-6 YD 2X PER WEEK																	
1-6 YD 3X PER WEEK																	
8 YD MSW EOW																	
8 YD MSW EOW																	
1-8 YD 1X PER WEEK																	
2-8 YD 1X PER WEEK																	
3-8 YD 1X PER WEEK																	
1-8 YD 2X PER WEEK																	
2-8 YD 2X PER WEEK																	
3-8 YD 2X PER WEEK																	
1-8 YD 3X PER WEEK																	
2-8 YD 3X PER WEEK																	
2 YD COMPACTOR 3X WK																	
3 YD COMPACTOR 1X WK																	
Yardage																	
WTB																	
Difference																	
% Difference																	
RENT 1 YD																	
RENT 2-1 YARD																	
RENT 1.5 YD																	
RENT 2-1.5 YD																	
RENT 2 YD																	
RENT 2-2 YD																	
RENT 3-2 YD																	
RENT 4-2 YD																	
RENT 3 YD																	
RENT 2-3 YD																	
RENT 3-3 YD																	
RENT 6-3 YD																	
RENT 4 YD																	
RENT 2-4 YD																	
RENT 3-4 YD																	
RENT 4-4 YD																	
RENT 7-4 YD																	
RENT 6 YD																	
RENT 2-6 YD																	
RENT 3-6 YD																	
RENT 8 YD																	
RENT 2-8 YD																	
RENT 3-8 YD																	
WTB																	
Difference																	

Waste Management - Seattle/South Sound

Roll Off Services Priceout

Confidential Material Protected under WAC 480-07-160

Tariff Item #	Annual # of Hauls	Current Rate	Annual Revenue	Proposed Rate	Pro Forma Annual Revenue	Price Diff.	Revenue Diff.	% Inc.(Dec.)
				47.86%				
<u>Permanent Hauls</u>								
10 - 40 yd								
<u>Temporary Hauls</u>								
10 - 40 yd								
<u>Compactor Hauls:</u>								
15 - 40 yd								
CON CONNECT/DISCONNECT								
SLD SOLID LID TOP								
Delivery								
THM TIME HAUL MSW								
MLG MILEAGE CHARGE PER UNIT								
Balance per WTB								
<i>% Difference</i>								

Waste Management - Seattle/South Sound

Summary of the number of roll off hauled in test period

Confidential Material Protected under WAC 480-07-160

BU	Total Tonnage	Total Hauls	Hours/Haul	Total Hours	Tons/Haul	% of		<u>Regulated</u>				<u>Non-Regulated</u>			
						Total Hauls	Total Hours	Tonnage	Hauls	Hours/Haul	Hours	% of Total Hauls	% of Total Hours	Tonnage	Hauls
<u>MSW:</u>															
Seattle-2565								2,563.14	865	1.90	1,644	8.0%	11.5%		
South Sound-1055								<u>1,748.92</u>	<u>524</u>	<u>2.20</u>	<u>1,154</u>	<u>5.9%</u>	<u>7.0%</u>		
								<u>4,312.06</u>	<u>1,390</u>	<u>2.01</u>	<u>2,797</u>	<u>7.0%</u>	<u>9.1%</u>		
<u>Recycling:</u>															
Seattle-2565															
South Sound-1055															
<u>Organics</u>															
Seattle-2565															
South Sound-1055															
<u>Total</u>															
Seattle-2565								2,563.14	865.15	1.90	1,643.78				
South Sound-1055								<u>1,748.92</u>	<u>524.38</u>	<u>2.20</u>	<u>1,153.64</u>				
								<u>4,312.06</u>	<u>1,390</u>	<u>2.01</u>	<u>2,797</u>				

Waste Management - Seattle/South Sound

Confidential Material Protected under WAC 480-07-160

Customer Type	Service Type	WM South										Customers (exc. Seattle & Auburn)				
		Algona	Auburn	Federal Way	Pacific	Newcastle	Normandy Park	Seattle	Tukwila	UW	Total Non-Reg	Sound King County	WM Seattle King County	Total Regulated	Grand total	% Reg
Residential	Garbage															37.9%
Residential	Recycle															38.0%
Residential	Organics															33.1%
Multifamily	Garbage															35.9%
Multifamily	Recycle															35.0%
Multifamily	Organics															8.0%
Commercial	Garbage															25.9%
Commercial	Recycle															17.9%
Commercial	Organics															7.4%
Roll Off Com'l & MF	Garbage															14.4%
Roll Off Com'l & MF	Recycle															60.6%
Roll Off Commercial	Organics															66.7%
Grand total	Grand total															<u><u>36.3%</u></u>

Waste Management of Seattle and South Sound
FIXED ASSET RECONCILIATION
 For the 12 Month Period Ending Nov.30, 2020
 Confidential Material Protected under WAC 480-07-160

DESCRIPTION	ACCOUNT #	Allocation	Cost BALANCE @ 11/30/2020	DEPR. EXPENSE	A/D BALANCE @ 11/30/2020	Add: Assets to be added in 2021	NBV	Reg. NBV	Non.-Reg. NBV	Reg.	Allocation of Rate base	
											Non-Reg	Methodology
Total Company												
VEHICLES	171000											
SUPPORT VEHICLES	171100											
CONTAINERS	173000											
CARTS	173000											
MACHINERY & EQUIPMENT	172100											
FURNITURE & FIXTURES	175000											
BUILDINGS	174000											
LEASEHOLD IMPROVEMENTS	174500											
CONSTRUCTION IN PROGRESS												
LAND												
TOTAL COMPANY RATE BASE												
		check total	100.0%	127,600,283	8,283,189	69,428,121						
Total Garbage Collection(net of RO recycling):												
VEHICLES	171000											Labor hours
SUPPORT VEHICLES	171100											Labor hours
CONTAINERS	173000											Yardage
CARTS	173000											Cart Customers
MACHINERY & EQUIPMENT	172100											% of Operating Exp.(less disp.)
FURNITURE & FIXTURES	175000											% of Operating Exp.(less disp.)
BUILDINGS	174000											% of Operating Exp.(less disp.)
LEASEHOLD IMPROVEMENTS	174500											% of Operating Exp.(less disp.)
CONSTRUCTION IN PROGRESS												% of Operating Exp.(less disp.)
LAND												% of Operating Exp.(less disp.)
Total Garbage Collection(net of RO recycling):												
Com'l Garbage Collection:												
VEHICLES	171000											Labor hours
SUPPORT VEHICLES	171100		% of operating exp.	15.2%								Labor hours
CONTAINERS	173000											Yardage
CARTS	173000		% of operating exp.									
MACHINERY & EQUIPMENT	172100		% of operating exp.	15.2%								% of Operating Exp.(less disp.)
FURNITURE & FIXTURES	175000		% of operating exp.	15.2%								% of Operating Exp.(less disp.)
BUILDINGS	174000		% of operating exp.	15.2%								% of Operating Exp.(less disp.)
LEASEHOLD IMPROVEMENTS	174500		% of operating exp.	15.2%								% of Operating Exp.(less disp.)
CONSTRUCTION IN PROGRESS			% of operating exp.	15.2%								% of Operating Exp.(less disp.)
LAND			% of operating exp.	15.2%								% of Operating Exp.(less disp.)
TOTAL Com'l Garbage Rate Base												
Res'l Garbage Collection:												
VEHICLES	171000		Actual									Labor hours
SUPPORT VEHICLES	171100		% of operating exp.	27.9%								Labor hours
CONTAINERS	173000											Yardage
CARTS	173000		Actual									Stops
MACHINERY & EQUIPMENT	172100		% of operating exp.	27.9%								% of Operating Exp.(less disp.)
FURNITURE & FIXTURES	175000		% of operating exp.	27.9%								% of Operating Exp.(less disp.)
BUILDINGS	174000		% of operating exp.	27.9%								% of Operating Exp.(less disp.)
LEASEHOLD IMPROVEMENTS	174500		% of operating exp.	27.9%								% of Operating Exp.(less disp.)

Confidential Material Protected under WAC 480-07-160


Row Labels	Sum of Cost	Sum of LTD Depr	Row Labels
BLDG			BLDG
(blank)			(blank)
CONT			CONT
120			120
160			160
190			190
220			220
230			230
260			260
ITCUS			ITCUS
(blank)			(blank)
ITOTH			ITOTH
(blank)			(blank)
LAND			LAND
(blank)			(blank)
LDIMP			LDIMP
(blank)			(blank)
LHBLD			LHBLD
(blank)			(blank)
LHLND			LHLND
(blank)			(blank)
ME			ME
120			120
160			160
190			190
220			220
230			230
260			260
795			795
(blank)			(blank)
OFFCE			OFFCE
(blank)			(blank)
PRIME			PRIME
(blank)			(blank)
SUPRT			SUPRT
(blank)			(blank)
TRUCK			TRUCK
120			120
160			160
190			180
220			190
230			220
260			230

(blank)



260

Grand Total



(blank)

Grand Total

Confidential Material Protected under WAC 480-07-160

BU #	Asset	Description	Unit#	GL Acct	Cat	OU	Dept	Prod	Proj	Qty	Parent ID	Asset Class	Loc	Date Made	VIN	In Svc	Life	Life	Remain	Cost	Current Mo Depr	Prior Mo Depr	YTD Depr	LTD Depr	NBV
02565	000000693609	09 Auditor/McNeilus FEL Truck	209789	171000	TRUCK	520	120		A0000000002823	1	000000693609	SFEL	98108_0001	2009-01-01	5VDC08LE9H208259	2009-02-04	96		281,923.45	0.00	0.00	0.00	281,923.45	0.00	
02565	000000693610	FET	209789	171000	TRUCK	520	120		A0000000002823	1	000000693610	SFEL	98108_0001	2009-02-04	5VDC08LE9H208259	2009-02-04	96		30,221.61	0.00	0.00	0.00	30,221.61	0.00	
02565	000000693611	Sales Tax Unit 209789	209789	171000	TRUCK	520	120		A0000000002823	1	000000693611	SFEL	98108_0001	2009-01-01	5VDC08LE9H208259	2009-02-04	96		11,957.38	0.00	0.00	0.00	11,957.38	0.00	
02565	000000693612	09 Auditor/McNeilus FEL Truck	209790	171000	TRUCK	520	120		A0000000002823	1	000000693612	SFEL	98108_0001	2009-01-29	5VDC08LE9H208260	2009-01-29	96		262,014.56	0.00	0.00	0.00	262,014.56	0.00	
02565	000000693613	FET	209790	171000	TRUCK	520	120		A0000000002823	1	000000693613	SFEL	98108_0001	2009-01-29	5VDC08LE9H208260	2009-01-29	96		30,221.61	0.00	0.00	0.00	30,221.61	0.00	
02565	000000693614	Sales Tax Unit 209790	209790	171000	TRUCK	520	120		A0000000002823	1	000000693614	SFEL	98108_0001	2009-01-01	5VDC08LE9H208260	2009-01-01	96		11,965.85	0.00	0.00	0.00	11,965.85	0.00	
02565	000000692713	09 Auditor/McNeilus FEL Truck	209791	171000	TRUCK	520	120		A0000000002823	1	000000692713	SFEL	98108_0001	2009-01-01	5VDC08LE9H208261	2009-01-30	96		261,923.45	0.00	0.00	0.00	261,923.45	0.00	
02565	000000692714	FET	209791	171000	TRUCK	520	120		A0000000002823	1	000000692714	SFEL	98108_0001	2009-01-30	5VDC08LE9H208261	2009-01-30	96		30,221.61	0.00	0.00	0.00	30,221.61	0.00	
02565	000000692715	Sales Tax Unit 209791	209791	171000	TRUCK	520	120		A0000000002823	1	000000692715	SFEL	98108_0001	2009-01-01	5VDC08LE9H208261	2009-01-30	96		11,957.38	0.00	0.00	0.00	11,957.38	0.00	
02565	000000692716	09 Auditor/McNeilus FEL Truck	209792	171000	TRUCK	520	120		A0000000002823	1	000000692716	SFEL	98108_0001	2009-01-01	5VDC08LE9H208262	2009-01-13	96		261,923.45	0.00	0.00	0.00	261,923.45	0.00	
02565	000000692717	FET	209792	171000	TRUCK	520	120		A0000000002823	1	000000692717	SFEL	98108_0001	2009-01-13	5VDC08LE9H208262	2009-01-13	96		30,221.61	0.00	0.00	0.00	30,221.61	0.00	
02565	000000692718	Sales Tax Unit 209792	209792	171000	TRUCK	520	120		A0000000002823	1	000000692718	SFEL	98108_0001	2009-01-01	5VDC08LE9H208262	2009-01-13	96		11,957.38	0.00	0.00	0.00	11,957.38	0.00	
02565	000000692719	09 Auditor/McNeilus FEL Truck	209794	171000	TRUCK	520	120		A0000000002823	1	000000692719	SFEL	98108_0001	2009-01-01	5VDC08LE9H208263	2009-01-30	96		261,923.45	0.00	0.00	0.00	261,923.45	0.00	
02565	000000692720	FET	209794	171000	TRUCK	520	120		A0000000002823	1	000000692720	SFEL	98108_0001	2009-01-30	5VDC08LE9H208263	2009-01-30	96		30,221.61	0.00	0.00	0.00	30,221.61	0.00	
02565	000000692721	Sales Tax Unit 209794	209794	171000	TRUCK	520	120		A0000000002823	1	000000692721	SFEL	98108_0001	2009-01-01	5VDC08LE9H208263	2009-01-30	96		11,957.38	0.00	0.00	0.00	11,957.38	0.00	
02565	000000692722	09 Auditor/McNeilus FEL Truck	209796	171000	TRUCK	520	120		A0000000002823	1	000000692722	SFEL	98108_0001	2009-01-01	5VDC08LE9H208264	2009-01-13	96		261,923.45	0.00	0.00	0.00	261,923.45	0.00	
02565	000000692723	FET	209796	171000	TRUCK	520	120		A0000000002823	1	000000692723	SFEL	98108_0001	2009-01-13	5VDC08LE9H208264	2009-01-13	96		30,221.61	0.00	0.00	0.00	30,221.61	0.00	
02565	000000692724	Sales Tax Unit 209796	209796	171000	TRUCK	520	120		A0000000002823	1	000000692724	SFEL	98108_0001	2009-01-01	5VDC08LE9H208264	2009-01-13	96		11,957.38	0.00	0.00	0.00	11,957.38	0.00	
02565	000000900042	11 Auditor/McNeilus FEL Truck	210646	171000	TRUCK	520	120		A0000000002823	1	000000900042	SFEL	98108_0001	2011-01-01	5VACCLLE5BH211836	2011-01-01	96		255,549.98	0.00	0.00	0.00	255,549.98	0.00	
02565	000000900043	FET	210646	171000	TRUCK	520	120		A0000000002823	1	000000900043	SFEL	98108_0001	2011-01-01	5VACCLLE5BH211836	2011-01-01	96		27,125.88	0.00	0.00	0.00	27,125.88	0.00	
02565	000000900044	Sales Tax 210646	210646	171000	TRUCK	520	120		A0000000002823	1	000000900044	SFEL	98108_0001	2011-01-01	5VACCLLE5BH211836	2011-01-01	96		13,429.33	0.00	0.00	0.00	13,429.33	0.00	
02565	000000900045	11 Auditor/McNeilus FEL Truck	210647	171000	TRUCK	520	120		A0000000002823	1	000000900045	SFEL	98108_0001	2011-01-01	5VACCLLE7BH211837	2011-01-01	96		255,549.68	0.00	0.00	0.00	255,549.68	0.00	
02565	000000900046	FET	210647	171000	TRUCK	520	120		A0000000002823	1	000000900046	SFEL	98108_0001	2011-01-01	5VACCLLE7BH211837	2011-01-01	96		27,126.20	0.00	0.00	0.00	27,126.20	0.00	
02565	000000900047	Sales Tax 210647	210647	171000	TRUCK	520	120		A0000000002823	1	000000900047	SFEL	98108_0001	2011-01-01	5VACCLLE7BH211837	2011-01-01	96		13,429.33	0.00	0.00	0.00	13,429.33	0.00	
02565	000000900048	11 Auditor/McNeilus FEL Truck	210648	171000	TRUCK	520	120		A0000000002823	1	000000900048	SFEL	98108_0001	2011-01-01	5VACCLLE9BH211838	2011-01-01	96		247,438.98	0.00	0.00	0.00	247,438.98	0.00	
02565	000000900049	FET	210648	171000	TRUCK	520	120		A0000000002823	1	000000900049	SFEL	98108_0001	2011-01-01	5VACCLLE9BH211838	2011-01-01	96		26,152.56	0.00	0.00	0.00	26,152.56	0.00	
02565	000000900050	Sales Tax 210648	210648	171000	TRUCK	520	120		A0000000002823	1	000000900050	SFEL	98108_0001	2012-01-01	5VACCLLE9BH211838	2011-01-01	96		13,429.33	0.00	0.00	0.00	13,429.33	0.00	
01055	000000800792	FET	210931	171000	TRUCK	520	120		A0000000005968	1	000000800792	SFEL	98001_0002	2012-02-10	5VACCLLE8CH213144	2012-02-10	96		281,744.11	0.00	0.00	0.00	5,453.01	261,744.11	0.00
01055	000000800793	Sales Tax 210931	210931	171000	TRUCK	520	120		A0000000005968	1	000000800793	SFEL	98001_0002	2012-02-10	5VACCLLE8CH213144	2012-02-10	96		28,415.22	0.00	0.00	0.00	591.99	28,415.22	0.00
01055	000000800794	12 Auditor/McNeilus FEL Truck	210932	171000	TRUCK	520	120		A0000000005968	1	000000800794	SFEL	98001_0002	2012-02-10	5VACCLLE8CH213144	2012-02-10	96		14,098.77	0.00	0.00	0.00	283.77	14,098.77	0.00
01055	000000800236	FET	210932	171000	TRUCK	520	120		A0000000005968	1	000000800236	SFEL	98047_0001	2012-01-01	5VACCLLE8CH213145	2012-03-23	96		262,744.17	0.00	0.00	0.00	5,210.76	262,744.17	0.00
01055	000000800287	Sales Tax 210932	210932	171000	TRUCK	520	120		A0000000005968	1	000000800287	SFEL	98001_0001	2012-03-23	5VACCLLE8CH213145	2012-03-23	96		14,098.77	0.00	0.00	0.00	440.59	14,098.77	0.00
01055	000000800349	12 Auditor/McNeilus FEL Truck	211275	171000	TRUCK	520	120		A0000000049937	1	000000800349	SFEL	98001_0002	2012-01-01	5VACCLLE4CH214616	2012-07-10	96		297,798.24	0.00	0.00	0.00	21,714.45	297,798.24	0.00
01055	000000800350	FET	211275	171000	TRUCK	520	120		A0000000049937	1	000000800350	SFEL	98001_0002	2012-07-10	5VACCLLE4CH214616	2012-07-10	96		30,731.08	0.00	0.00	0.00	2,401.81	30,731.08	0.00
02565	000000900756	Sales Tax 211275	211275	171000	TRUCK	520	120		A0000000049937	1	000000900756	SFEL	98001_0001	2018-01-01	5VACCLLE4CH214616	2012-07-10	96		16,485.05	0.00	0.00	0.00	1,202.04	16,485.05	0.00
02565	000000900757	18 Auditor/McNeilus SFEL CNG	214307	171000	TRUCK	520	120		A0000000072755	1	000000900757	SFEL	98108_0001	2018-01-01	5VACCLCEK228706	2019-03-18	96	76	302,145.89	3,147.35	0.00	36,620.85	62,947.03	239,198.86	239,198.86
02565	000000900758	FET 214307	214307	171000	TRUCK	520	120		A0000000072755	1	000000900758	SFEL	98108_0001	2019-03-18	5VACCLCEK228706	2019-03-18	96	76	30,390.54	316.57	0.00	3,482.27	6,331.38	24,059.16	24,059.16
02565	000000900759	Add'l Cost #214307	214307	171000	TRUCK	520	120		A0000000069443	1	000000900759	SFEL	98108_0001	2019-03-18	5VACCLCEK228706	2019-03-18	96	76	22,773.46	237.22	0.00	2,609.42	4,744.43	18,029.03	18,029.03
02565																									

Confidential Material Protected under WAC 480-07-160

BU #	Asset	Description	Unit#	GL Acct	Cat	OU	Dept	Prod	Proj	Qty	Parent ID	Asset Class	Loc	Date Made	VIN	In Svc	Hemam Life	Life	Current Mo Depr	Prior Mo Depr	YTD Depr	LTD Depr	NBV
02565	000000800039	FET	210630	171000	TRUCK	520	160	A0000000002823		1	000000800039	SFEL CNG 98108_0001			5VACCLLE6BH211683	2011-01-01	96	0	31,123.49	0.00	0.00	31,123.49	0.00
02565	000000800042	Sales Tax 210630	210630	171000	TRUCK	520	160	A0000000002823		1	000000800039	SFEL CNG 98108_0001			5VACCLLE6BH211683	2011-01-01	96	0	13,429.33	0.00	0.00	13,429.33	0.00
02565	000000800040	11 Autocar/McNeilus FEL/Truck	210645	171000	TRUCK	520	160	A0000000002823		1	000000800040	SFEL CNG 98108_0001	2011-01-01	01	5VACCLLE3BH211835	2011-01-01	96	0	250,558.00	0.00	0.00	250,558.00	0.00
02565	000000800041	FET	210645	171000	TRUCK	520	160	A0000000002823		1	000000800040	SFEL CNG 98108_0001			5VACCLLE3BH211835	2011-01-01	96	0	31,987.88	0.00	0.00	31,987.88	0.00
02565	000000800044	Sales Tax 210645	210645	171000	TRUCK	520	160	A0000000002823		1	000000800040	SFEL CNG 98108_0001			5VACCLLE3BH211835	2011-01-01	96	0	13,429.33	0.00	0.00	13,429.33	0.00
01055	000000900154	12 Autocar/McNeilus FEL Truck	210935	171000	TRUCK	520	160	A0000000005968		1	000000900154	SFEL CNG 98001_0002	2012-01-01	01	5VACCLLE3CH213148	2012-02-09	96	0	283,744.00	0.00	0.00	283,744.00	0.00
01055	000000900155	Sales Tax 210935	210935	171000	TRUCK	520	160	A0000000005968		1	00000090154	SFEL CNG 98001_0002			5VACCLLE3CH213148	2012-02-09	96	0	28,515.26	0.00	0.00	28,515.26	0.00
01055	000000900312	13 Autocar/McNeilus FEL Truck	210935	171000	TRUCK	520	160	A0000000005968		1	000000900154	SFEL CNG 98001_0001			5VACCLLE3CH213148	2012-02-09	96	0	194,977.77	0.00	0.00	194,977.77	0.00
01055	000000900281	12 Autocar/McNeilus FEL Truck	211274	171000	TRUCK	520	160	A0000000004937		1	00000090281	SFEL CNG 98001_0002	2012-01-01	01	5VACCLLE2CH214615	2012-07-15	96	0	297,666.84	0.00	0.00	297,666.84	0.00
01055	000000902822	FET	211274	171000	TRUCK	520	160	A0000000004937		1	00000090281	SFEL CNG 98001_0002			5VACCLLE2CH214615	2012-07-15	96	0	30,717.08	0.00	0.00	30,717.08	0.00
01055	000000900364	Sales Tax 211274	211274	171000	TRUCK	520	160	A0000000004938		1	00000090281	SFEL CNG 98001_0001			5VACCLLE2CH214615	2012-07-15	96	0	16,826.45	0.00	0.00	16,826.45	0.00
01055	000000900963	20 Autocar/Heil SFEL CNG	215139	171000	TRUCK	520	160	A0000000007494		1	00000090963	SFEL CNG S05542	2020-01-01		5VACCLLE1C232685	2020-05-11	96	90	336,297.28	5,503.10	0.00	2,016.60	315,278.65
01055	000000900969	FET 263753	215139	171000	TRUCK	520	160	A0000000007494		1	00000090963	SFEL CNG S05542			5VACCLLE1C232685	2020-05-11	96	90	36,999.00	0.00	0.00	2,274.93	34,249.07
01055	000000901024	Sales Tax #215139	215139	171000	TRUCK	520	160	A0000000007293		1	00000090963	SFEL CNG S05542			5VACCLLE1C232685	2020-05-11	96	90	19,645.51	1,765.51	0.00	1,059.09	15,886.42
02565	000000800316	13 Autocar/McNeilus FEL Truck	265199	171000	TRUCK	520	160	A00000000053277		1	000000800316	DFEL CNG 98108_0001	2013-01-01		5VACCLLE8DH12618	2013-09-02	96	10	327,988.90	3,410.30	0.00	57,153.30	293,265.87
02565	000000800317	FET	265199	171000	TRUCK	520	160	A00000000053277		1	000000800316	DFEL CNG 98108_0001			5VACCLLE8DH12618	2013-09-02	96	10	33,544.91	349.43	0.00	3,843.73	30,050.69
02565	000000800334	SALES TAX 265199	265199	171000	TRUCK	520	160	A00000000053277		1	000000800316	DFEL CNG 98108_0001			5VACCLLE8DH12618	2013-09-02	96	10	17,008.73	177.18	0.00	1,948.98	15,237.04
02565	000000800308	13 Autocar/McNeilus FEL Truck	265200	171000	TRUCK	520	160	A00000000053277		1	000000800308	DFEL CNG 98108_0001	2013-01-01		5VACCLLE8DH12619	2013-08-14	96	9	327,988.90	3,410.30	0.00	57,153.30	296,896.18
02565	000000800309	FET	265200	171000	TRUCK	520	160	A00000000053277		1	000000800308	DFEL CNG 98108_0001			5VACCLLE8DH12619	2013-08-14	96	9	33,544.91	349.43	0.00	3,843.73	30,400.12
02565	000000900325	Sales Tax 265200	265200	171000	TRUCK	520	160	A00000000053277		1	00000090308	RO CNG 98108_0001			5VACCLLE8DH12619	2013-08-14	96	9	17,420.48	161.46	0.00	1,996.06	15,787.27
02565	00000092745	09 Autocar/McNeilus REL Truck	362952	171000	TRUCK	520	160	A0000000002823		1	00000092745	DREL 98108_0001	2009-01-01		5VCHC8LE9H208235	2009-01-30	120	0	252,241.77	0.00	0.00	252,241.77	0.00
02565	00000092746	FET	362952	171000	TRUCK	520	160	A0000000002823		1	00000092745	DREL 98108_0001			5VCHC8LE9H208235	2009-01-30	120	0	29,189.17	0.00	0.00	29,189.17	0.00
02565	00000098679	Sales Tax Unit 362952	362952	171000	TRUCK	520	160	A0000000002823		1	00000092745	DREL 98108_0001			5VCHC8LE9H208235	2009-01-30	120	0	12,257.24	0.00	0.00	12,257.24	0.00
02565	000000982747	09 Autocar/McNeilus REL Truck	362953	171000	TRUCK	520	160	A0000000002823		1	000000982747	DREL 98108_0001	2009-01-01		5VCHC8LE9H208235	2009-01-14	120	0	252,241.77	0.00	0.00	252,241.77	0.00
02565	00000098278	FET	362953	171000	TRUCK	520	160	A0000000002823		1	000000982747	DREL 98108_0001			5VCHC8LE9H208235	2009-01-14	120	0	29,189.17	0.00	0.00	29,189.17	0.00
02565	00000098681	Sales Tax Unit 362953	362953	171000	TRUCK	520	160	A0000000002823		1	000000982747	DREL 98108_0001			5VCHC8LE9H208235	2009-01-14	120	0	12,257.24	0.00	0.00	12,257.24	0.00
02565	000000982749	09 Autocar/McNeilus REL Truck	362954	171000	TRUCK	520	160	A0000000002823		1	000000982749	DREL 98108_0001	2009-01-01		5VCHC8LE9H208237	2009-01-30	120	0	252,241.77	0.00	0.00	252,241.77	0.00
02565	000000982750	FET	362954	171000	TRUCK	520	160	A0000000002823		1	000000982749	DREL 98108_0001			5VCHC8LE9H208237	2009-01-30	120	0	29,189.17	0.00	0.00	29,189.17	0.00
02565	00000098683	Sales Tax Unit 362954	362954	171000	TRUCK	520	160	A0000000002823		1	000000982749	DREL 98108_0001			5VCHC8LE9H208237	2009-01-30	120	0	12,257.24	0.00	0.00	12,257.24	0.00
02565	000000983632	09 Autocar/McNeilus REL Truck	362955	171000	TRUCK	520	160	A0000000002823		1	000000983632	DREL 98108_0001	2009-01-01		5VCHC8LE9H208238	2009-02-18	120	0	252,241.77	0.00	0.00	252,241.77	0.00
02565	000000983633	FET	362955	171000	TRUCK	520	160	A0000000002823		1	000000983632	DREL 98108_0001			5VCHC8LE9H208238	2009-02-18	120	0	29,189.17	0.00	0.00	29,189.17	0.00
02565	00000098685	Sales Tax Unit 362955	362955	171000	TRUCK	520	160	A0000000002823		1	000000983632	DREL 98108_0001			5VCHC8LE9H208238	2009-02-18	120	0	12,257.24	0.00	0.00	12,257.24	0.00
02565	000000900982	18 Autocar/McNeilus DREL CNG	363746	171000	TRUCK	520	160	A00000000072755		1	00000090982	DREL CNG 98108_0001	2018-01-01		5VACSCCE0K228812	2019-03-06	120	100	280,227.32	2,335.23	0.00	25,697.53	46,704.56
02565	000000900983	FET 363746	363746	171000	TRUCK	520	160	A00000000072755		1	00000090982	DREL CNG 98108_0001			5VACSCCE0K228812	2019-03-06	120	100	30,458.40	253.82	0.00	2,792.02	5,076.40
02565	000000900995	Sales Tax 363746	363746	171000	TRUCK	520	160	A00000000072755		1	00000090982	DREL CNG 98033_0001			5VACSCCE0K228812	2019-03-06	120	100	18,933.38	157.78	0.00	1,735.58	3,155.58
02565	000000801092	Autocar LLC CK 227124-363746	363746	171000	TRUCK	520	160	A00000000069443		1	00000080982	DREL CNG S04136			5VACSCCE0K228812	2019-03-06	120	100	21,895.71	182.46	0.00	2,007.06	3,649.24
02565	000000800984	18 Autocar/McNeilus DREL CNG	363748	171000	TRUCK	520	160	A00000000072755		1	00000080984	DREL CNG 98108_0001	2018-01-01		5VACSCCE0K228812	2019-03-06	120	100	277,600.00	2,315.95	0.00	25,473.37	46,313.41
02565	000000900995	Sales Tax 363748	363748	171000	TRUCK	520	160	A00000000072755		1	00000080984	DREL CNG 98108_0001			5VACSCCE0K228812	2019-03-06	120	100	30,458.40	253.82	0.00	2,792.02	5,076.40
02565	000000900996	Sales Tax 363748	363748	171000	TRUCK	520	160	A00000000072755		1	00000080984	DREL CNG 98033_0001			5VACSCCE0K228812	2019-03-06	120	100	18,933.38	157.78	0.00	1,735.58	3,155.58
02565	000000801096	Autocar LLC CK 227124-363748	363748	171000	TRUCK	520	160	A00000000069443		1	00000080984	DREL CNG S04136			5VACSCCE0K228812	2019-03-06	120	100	21,895.71	182.46	0.00	2,007.06	3,649.24
02565	000000800986																						

Net Book Value Detail
 Business Unit: 1055_2565 - 01055_02565
 Book: FINANCIAL
 As of Year 2020, Period 11

[Show All](#)
[Print](#)

Date Run: 12/16/20
 Time Run: 2:32:06 PM

Confidential Material Protected under WAC 480-07-160

BU #	Asset	Description	Unit#	GL Acct	Cat	OU	Dept	Proj	Qty	Parent ID	Asset Class	Loc	Date Made	VIN	In Svc	Life	Remain Life	Cost	Current Mo Depr	Prior Mo Depr	YTD Depr	LTD Depr	NBV	
02565	000000800197	SALES TAX 264924	264924	171000	TRUCK		520	190	A00000000046785	1	000000800050	DFEL CNG	98108_0002		2011-01-01	96	0	13,533.43	0.00	0.00	0.00	13,533.43	0.00	
02565	000000800052	FEL Truck	264925	171000	TRUCK		520	190	A0000000002823	1	000000800052	DFEL CNG	98108_0001	2011-01-01	96	0	273,182.58	0.00	0.00	0.00	273,182.58	0.00	0.00	
02565	000000800053	FEL Truck	264925	171000	TRUCK		520	190	A0000000002823	1	000000800052	DFEL CNG	98108_0001	2011-01-01	96	0	19,470.24	0.00	0.00	0.00	19,470.24	0.00	0.00	
02565	000000800198	SALES TAX 264925	264925	171000	TRUCK		520	190	A00000000046785	1	000000800052	DFEL CNG	98108_0002		2011-01-01	96	0	13,533.43	0.00	0.00	0.00	13,533.43	0.00	0.00
01055	000000800161	12 Autorcar/McNeilus FEL Truck	264990	171000	TRUCK		520	190	A0000000005968	1	000000800161	DFEL CNG	98001_0002	2012-01-01	96	0	300,744.42	0.00	0.00	0.00	2,665.51	300,744.42	0.00	0.00
01055	000000800162	FEL Truck	264990	171000	TRUCK		520	190	A0000000005968	1	000000800161	DFEL CNG	98001_0001	2012-02-13	96	0	30,633.57	0.00	0.00	0.00	633.57	30,633.57	0.00	0.00
01055	000000800316	SALES TAX 264990	264990	171000	TRUCK		520	190	A0000000005968	1	000000800161	DFEL CNG	98001_0001	2012-02-13	96	0	14,583.17	0.00	0.00	0.00	303.82	14,583.17	0.00	0.00
01055	000000800163	12 Autorcar/McNeilus FEL Truck	264991	171000	TRUCK		520	190	A0000000005968	1	000000800163	DFEL CNG	98001_0002	2012-01-01	96	0	300,744.42	0.00	0.00	0.00	2,665.51	300,744.42	0.00	0.00
01055	000000800164	FEL Truck	264991	171000	TRUCK		520	190	A0000000005968	1	000000800163	DFEL CNG	98001_0001	2012-02-10	96	0	30,411.38	0.00	0.00	0.00	633.57	30,411.38	0.00	0.00
01055	000000800315	SALES TAX 264991	264991	171000	TRUCK		520	190	A0000000005968	1	000000800163	DFEL CNG	98001_0001	2012-02-10	96	0	14,583.17	0.00	0.00	0.00	303.82	14,583.17	0.00	0.00
01055	000000800169	12 Autorcar/McNeilus FEL Truck	264994	171000	TRUCK		520	190	A0000000005968	1	000000800169	DFEL CNG	98001_0002	2012-01-01	96	0	300,744.42	0.00	0.00	0.00	2,665.51	300,744.42	0.00	0.00
01055	000000800170	FEL Truck	264994	171000	TRUCK		520	190	A0000000005968	1	000000800169	DFEL CNG	98001_0001	2012-02-28	96	0	30,411.38	0.00	0.00	0.00	633.57	30,411.38	0.00	0.00
01055	000000800294	SALES TAX 264994	264994	171000	TRUCK		520	190	A0000000005968	1	000000800169	DFEL CNG	98001_0001	2012-02-28	96	0	14,583.17	0.00	0.00	0.00	303.82	14,583.17	0.00	0.00
01055	000000800237	12 Autorcar/McNeilus FEL Truck	264998	171000	TRUCK		520	190	A0000000005968	1	000000800237	DFEL CNG	98047_0001	2012-01-01	96	0	300,744.42	0.00	0.00	0.00	12,531.01	300,744.42	0.00	0.00
01055	000000800238	FEL Truck	264998	171000	TRUCK		520	190	A0000000005968	1	000000800237	DFEL CNG	98047_0001	2012-04-04	120	17	30,411.38	253.43	0.00	0.00	2,787.73	26,103.12	4,308.26	0.00
01055	000000800301	SALES TAX 264998	264998	171000	TRUCK		520	190	A0000000005968	1	000000800237	DFEL CNG	98001_0001	2012-04-04	96	0	14,583.17	0.00	0.00	0.00	607.63	14,583.17	0.00	0.00
01055	000000800187	12 Autorcar/McNeilus FEL Truck	265004	171000	TRUCK		520	190	A0000000005968	1	000000800187	DFEL CNG	98001_0002	2012-01-01	96	0	300,744.42	0.00	0.00	0.00	2,665.51	300,744.42	0.00	0.00
01055	000000800188	FEL Truck	265004	171000	TRUCK		520	190	A0000000005968	1	000000800187	DFEL CNG	98001_0001	2012-02-10	96	0	30,411.38	0.00	0.00	0.00	633.57	30,411.38	0.00	0.00
01055	000000800317	SALES TAX 265004	265004	171000	TRUCK		520	190	A0000000005968	1	000000800187	DFEL CNG	98001_0001	2012-02-10	96	0	14,583.17	0.00	0.00	0.00	303.82	14,583.17	0.00	0.00
01055	000000800260	12 Autorcar/McNeilus FEL Truck	265048	171000	TRUCK		520	190	A0000000049938	1	000000800260	DFEL CNG	98047_0001	2012-01-01	96	0	342,115.41	0.00	0.00	0.00	2,392.21	342,115.41	0.00	0.00
01055	000000800261	FEL Truck	265048	171000	TRUCK		520	190	A0000000049938	1	000000800260	DFEL CNG	98047_0001	2012-06-04	96	0	33,209.62	0.00	0.00	0.00	2,076.60	33,209.62	0.00	0.00
01055	000000800294	SALES TAX 265048	265048	171000	TRUCK		520	190	A0000000049938	1	000000800260	DFEL CNG	98001_0001	2012-06-04	96	0	15,681.80	0.00	0.00	0.00	960.11	15,681.80	0.00	0.00
01055	000000800262	12 Autorcar/McNeilus FEL Truck	265049	171000	TRUCK		520	190	A0000000049938	1	000000800262	DFEL CNG	98047_0001	2012-01-01	96	0	342,115.41	0.00	0.00	0.00	2,392.21	342,115.41	0.00	0.00
01055	000000800263	FEL Truck	265049	171000	TRUCK		520	190	A0000000049938	1	000000800262	DFEL CNG	98047_0001	2012-06-04	96	0	33,209.62	0.00	0.00	0.00	2,076.60	33,209.62	0.00	0.00
01055	000000800317	SALES TAX 265049	265049	171000	TRUCK		520	190	A0000000049938	1	000000800262	DFEL CNG	98001_0001	2012-06-04	96	0	15,681.80	0.00	0.00	0.00	960.11	15,681.80	0.00	0.00
01055	000000800270	12 Autorcar/McNeilus FEL Truck	265053	171000	TRUCK		520	190	A0000000049938	1	000000800270	DFEL CNG	98047_0001	2012-01-01	96	0	342,115.41	0.00	0.00	0.00	2,392.21	342,115.41	0.00	0.00
01055	000000800271	FEL Truck	265053	171000	TRUCK		520	190	A0000000049938	1	000000800270	DFEL CNG	98047_0001	2012-06-04	96	0	33,209.62	0.00	0.00	0.00	2,076.60	33,209.62	0.00	0.00
01055	000000800292	SALES TAX 265053	265053	171000	TRUCK		520	190	A0000000049938	1	000000800270	DFEL CNG	98001_0001	2012-06-04	96	0	15,681.80	0.00	0.00	0.00	960.11	15,681.80	0.00	0.00
02565	000000800845	18 Autorcar/McNeilus DFEL CNG	266082	171000	TRUCK		520	190	A0000000071855	1	000000800270	DFEL CNG	98108_0001	2019-01-01	96	76	347,850.58	3,623.44	0.00	0.00	39,857.84	72,468.83	275,381.75	0.00
02565	000000800846	FEL CNG	266082	171000	TRUCK		520	190	A0000000071855	1	000000800270	DFEL CNG	98108_0001	2019-01-01	96	76	347,850.58	3,623.44	0.00	0.00	2,443.87	4,443.40	16,884.92	0.00
02565	000000800817	18 Autorcar/McNeilus DFEL CNG	266083	171000	TRUCK		520	190	A0000000071855	1	000000800262	DFEL CNG	504136	2019-01-01	96	76	347,850.58	3,623.44	0.00	0.00	39,857.84	72,468.83	275,381.75	0.00
02565	000000800818	FEL CNG	266083	171000	TRUCK		520	190	A0000000071855	1	000000800262	DFEL CNG	504136	2019-01-01	96	76	347,850.58	3,623.44	0.00	0.00	2,443.87	4,443.40	16,884.92	0.00
02565	000000800847	18 Autorcar/McNeilus DFEL CNG	266084	171000	TRUCK		520	190	A0000000071855	1	000000800260	DFEL CNG	98108_0001	2019-01-01	96	76	347,850.58	3,623.44	0.00	0.00	39,857.84	72,468.83	275,381.75	0.00
02565	000000800848	FEL CNG	266084	171000	TRUCK		520	190	A0000000071855	1	000000800260	DFEL CNG	98108_0001	2019-01-01	96	76	347,850.58	3,623.44	0.00	0.00	2,443.87	4,443.40	16,884.92	0.00
02565	000000800849	18 Autorcar/McNeilus DFEL CNG	266085	171000	TRUCK		520	190	A0000000071855	1	000000800237	DFEL CNG	98108_0001	2019-01-01	96	76	347,850.58	3,623.44	0.00	0.00	39,857.84	72,468.83	275,381.75	0.00
02565	000000800850	FEL CNG	266085	171000	TRUCK		520	190	A0000000071855	1	000000800237	DFEL CNG	98108_0001	2019-01-01	96	76	347,850.58	3,623.44	0.00	0.00	2,443.87	4,443.40	16,884.92	0.00
02565	000000800851	18 Autorcar/McNeilus DFEL CNG	266086	171000	TRUCK		520	190	A0000000071855	1	000000800262	DFEL CNG	98108_0001	2019-01-01	96	76	347,850.58	3,623.44	0.00	0.00	39,857.84	72,468.83	275,381.75	0.00
02565	000000800852	FEL CNG	266086	171000	TRUCK		520	190	A0000000071855	1	000000800262	DFEL CNG	98108_0001	2019-01-01	96	76	347,850.58	3,623.44	0.00	0.00	2,443.87	4,443.40	16,884.92	0.00
02565	000000800853	18 Autorcar/McNeilus DFEL CNG	266087	171000	TRUCK		520	190	A0000000071855	1	000000800270	DFEL CNG	98108_0001	2019-01-01	96	76	347,850.58	3,623.44	0.00	0.00	39,857.84	72,468.83	275,381.75	0.00
02565	000000800854	FEL CNG	266087	171000	TRUCK		520	190	A0000000071855	1	00000080027													

Confidential Material Protected under WAC 480-07-160

BU #	Asset	Description	Unit#	GL Acct	Cat	OU	Dept	Prod	Proj	Qty	Parent ID	Asset Class	Loc	Date Made	VIN	In Svc	Life	Life	Remain	Cost	Current Mo Depr	Prior Mo Depr	YTD Depr	LTD Depr	NBV
01055	000000800997	20 Autorcar/Heil DFEL CNG	266326	171000	TRUCK	520	190	190	A0000000074944	1	000000800997	DFEL CNG	S05542	2020-01-01	5VCA0SC0E0L232649	2020-05-11	96	90	378,753.32	3,945.55	0.00	23,672.10	23,672.10	355,081.22	
01055	000000800998	FET 266326	266326	171000	TRUCK	520	190	190	A0000000074944	1	000000800997	DFEL CNG	S05542	2020-05-11	5VCA0SC0E0L232649	2020-05-11	96	90	37,988.64	389.47	0.00	2,336.82	2,336.82	35,052.02	
01055	000000801031	Sales Tax #266326	266326	171000	TRUCK	520	190	190	A0000000072923	1	000000800997	DFEL CNG	S05542	2020-05-11	5VCA0SC0E0L232649	2020-05-11	96	90	17,416.99	181.43	0.00	1,088.58	1,088.58	16,328.41	
01055	000000800999	FET 266327	266327	171000	TRUCK	520	190	190	A0000000074944	1	000000800999	DFEL CNG	S05542	2020-01-01	5VCA0SC0E0L232650	2020-05-07	96	90	37,821.76	3,942.93	0.00	23,672.10	23,672.10	354,864.16	
01055	000000801000	SALES TAX #266327	266327	171000	TRUCK	520	190	190	A0000000074944	1	000000800999	DFEL CNG	S05542	2020-05-07	5VCA0SC0E0L232650	2020-05-07	96	90	37,388.84	389.47	0.00	2,336.82	2,336.82	35,052.02	
01055	000000801001	SALES TAX #266327	266327	171000	TRUCK	520	190	190	A0000000074944	1	000000800999	DFEL CNG	S05542	2020-05-07	5VCA0SC0E0L232650	2020-05-07	96	90	17,416.99	181.43	0.00	1,088.58	1,088.58	16,328.41	
01055	000000801002	SALES TAX #266327	266327	171000	TRUCK	520	190	190	A0000000074944	1	000000801003	DFEL CNG	S05542	2020-01-01	5VCA0SC0E0L232652	2020-05-11	96	90	378,753.32	3,945.55	0.00	23,672.10	23,672.10	355,081.22	
01055	000000801003	FET 266329	266329	171000	TRUCK	520	190	190	A0000000074944	1	000000801003	DFEL CNG	S05542	2020-05-11	5VCA0SC0E0L232652	2020-05-11	96	90	37,988.64	389.47	0.00	2,336.82	2,336.82	35,052.02	
01055	000000801034	Sales Tax #266329	266329	171000	TRUCK	520	190	190	A0000000072923	1	000000801003	DFEL CNG	S05542	2020-05-11	5VCA0SC0E0L232652	2020-05-11	96	90	17,416.99	181.43	0.00	1,088.58	1,088.58	16,328.41	
01055	000000801011	20 Autorcar/Heil DFEL CNG	266333	171000	TRUCK	520	190	190	A0000000074944	1	000000801011	DFEL CNG	S05542	2020-01-01	5VCA0SC0E0L232656	2020-05-11	96	90	378,725.27	3,945.06	0.00	23,670.33	23,670.33	355,054.94	
01055	000000801012	FET 266333	266333	171000	TRUCK	520	190	190	A0000000074944	1	000000801011	DFEL CNG	S05542	2020-05-11	5VCA0SC0E0L232656	2020-05-11	96	90	37,388.84	389.47	0.00	2,336.82	2,336.82	35,052.02	
01055	000000801038	Sales Tax #266333	266333	171000	TRUCK	520	190	190	A0000000074944	1	000000801011	DFEL CNG	S05542	2020-05-11	5VCA0SC0E0L232656	2020-05-11	96	90	17,416.99	181.43	0.00	1,088.58	1,088.58	16,328.41	
01055	000000801013	20 Autorcar/Heil DFEL CNG	266334	171000	TRUCK	520	190	190	A0000000074944	1	000000801013	DFEL CNG	S05542	2020-01-01	5VCA0SC0E0L232657	2020-05-11	96	90	378,753.32	3,945.55	0.00	23,672.10	23,672.10	355,081.22	
01055	000000801014	FET 266334	266334	171000	TRUCK	520	190	190	A0000000074944	1	000000801013	DFEL CNG	S05542	2020-05-11	5VCA0SC0E0L232657	2020-05-07	96	90	37,388.84	389.47	0.00	2,336.82	2,336.82	35,052.02	
01055	000000801039	Sales Tax #266334	266334	171000	TRUCK	520	190	190	A0000000072923	1	000000801013	DFEL CNG	S05542	2020-05-11	5VCA0SC0E0L232657	2020-05-07	96	90	16,483.81	171.70	0.00	1,030.23	1,030.23	15,453.58	
02565	000000703857	09 Freight/McNeilus REL Truck	362978	171000	TRUCK	520	190	190	A0000000002823	1	000000703857	DREL CNG	98108_0001	2009-01-01	1FVXF08039HAL0604	2009-06-08	120	0	229,055.36	0.00	0.00	229,055.36	0.00	0.00	
02565	000000703672	Sales Tax #362978	362978	171000	TRUCK	520	190	190	A0000000002823	1	000000703857	DREL CNG	98108_0001	2009-01-01	1FVXF08039HAL0604	2009-06-08	120	0	12,929.33	0.00	0.00	12,929.33	0.00	0.00	
02565	000000800071	11 Freight/McNeilus REL Truck	363090	171000	TRUCK	520	190	190	A0000000002604	1	000000800071	DREL CNG	98108_0002	2011-01-01	1FVAC40DX08A96105	2011-01-01	120	2	214,738.36	1,769.49	0.00	19,684.39	211,159.43	3,578.93	
02565	000000800072	SALES TAX #363090	363090	171000	TRUCK	520	190	190	A00000000048785	1	000000800071	DREL CNG	98108_0002	2011-01-01	1FVAC40DX08A96105	2011-01-01	120	2	11,325.39	24.38	0.00	1,038.18	11,136.66	1,087.73	
02565	000000800077	11 Freight/McNeilus REL Truck	363091	171000	TRUCK	520	190	190	A0000000002604	1	000000800071	DREL CNG	98108_0002	2011-01-01	1FVAC40DX08A96105	2011-01-01	120	2	214,738.36	1,769.49	0.00	19,684.39	211,159.43	3,578.93	
02565	000000800078	SALES TAX #363091	363091	171000	TRUCK	520	190	190	A00000000048785	1	000000800071	DREL CNG	98108_0002	2011-01-01	1FVAC40DX08A96105	2011-01-01	120	2	11,325.39	24.38	0.00	1,038.18	11,136.66	1,087.73	
02565	000000800047	17 Freight/McNeilus DREL Trk	363567	171000	TRUCK	520	190	190	A0000000006677	1	000000800047	DREL CNG	98108_0001	2017-01-01	1FVACX0Y0HJF5019	2017-12-08	120	85	170,293.19	1,419.11	0.00	15,610.21	49,668.85	120,624.34	
02565	000000800648	Addt Cost #363567	363567	171000	TRUCK	520	190	190	A0000000006677	1	000000800047	DREL CNG	98108_0001	2017-12-08	1FVACX0Y0HJF5019	2017-12-08	120	85	19,577.55	163.15	0.00	1,794.65	5,710.16	13,867.39	
02565	000000800651	Sales Tax #363567	363567	171000	TRUCK	520	190	190	A0000000005778	1	000000800647	DREL CNG	98108_0001	2017-12-08	1FVACX0Y0HJF5019	2017-12-08	120	85	11,837.18	96.14	0.00	1,057.54	3,364.98	9,772.20	
02565	000000801036	19 Freightliner CNG w/Tomkat B	363826	171000	TRUCK	520	190	190	A0000000002823	1	000000801036	DREL CNG	S04136	2018-01-01	1FVACR05B11872	2018-08-05	120	105	257,248.39	2,143.74	0.00	23,581.14	32,158.09	225,092.30	
02565	000000801047	Sales Tax #363826	363826	171000	TRUCK	520	190	190	A0000000002823	1	000000801036	DREL CNG	S04136	2018-01-01	1FVACR05B11872	2018-08-05	120	105	24,256.22	202.14	0.00	2,233.54	3,032.08	21,224.14	
02565	000000801052	FET 363826	363826	171000	TRUCK	520	190	190	A0000000007255	1	000000801036	DREL CNG	S04136	2018-01-01	1FVACR05B11872	2018-08-05	120	105	2,497.61	20.81	0.00	228.91	3,121.6	2,185.45	
02565	000000801038	19 Freightliner CNG w/Tomkat B	363828	171000	TRUCK	520	190	190	A0000000007255	1	000000801038	DREL CNG	S04136	2018-01-01	1FVACR05B11872	2018-08-05	120	105	257,248.39	2,143.74	0.00	23,581.14	32,158.09	225,092.30	
02565	000000801049	Sales Tax #363828	363828	171000	TRUCK	520	190	190	A0000000007255	1	000000801038	DREL CNG	S04136	2018-01-01	1FVACR05B11872	2018-08-05	120	105	24,256.22	202.14	0.00	2,233.54	3,032.08	21,224.14	
02565	000000801054	FET 363828	363828	171000	TRUCK	520	190	190	A0000000007255	1	000000801038	DREL CNG	S04136	2018-01-01	1FVACR05B11872	2018-08-05	120	105	2,497.61	20.81	0.00	228.91	3,121.6	2,185.45	
02565	000000800024	FET	103595	171000	TRUCK	520	220	220	A0000000002823	1	000000801038	SASL CNG	98108_0001	2011-01-01	5VCA0SC0E0L232656	2011-01-01	120	2	267,584.84	2,238.87	0.00	23,951.18	259,543.65	4,354.77	
02565	000000800025	FET	103595	171000	TRUCK	520	220	220	A0000000002823	1	000000801038	SASL CNG	98108_0001	2011-01-01	5VCA0SC0E0L232656	2011-01-01	120	2	27,584.84	228.87	0.00	2,528.05	47,125.05	45,759.75	
02565	000000800203	SALES TAX 103595	103595	171000	TRUCK	520	220	220	A00000000048785	1	000000800204	SASL CNG	98108_0002	2011-01-01	5VCA0SC0E0L232656	2011-01-01	120	2	12,943.47	107.86	0.00	1,186.46	12,727.72	21,757.5	
02565	000000800028	11 Autorcar/McNeilus ASL Truck	103597	171000	TRUCK	520	220	220	A0000000002823	1	000000800208	SASL CNG	98108_0001	2011-01-01	5VCA0SC0E0L232656	2011-01-01	120	2	261,285.62	2,177.38	0.00	23,951.18	256,930.85	4,354.77	
02565	000000800029	FET	103597	171000	TRUCK	520	220	220	A0000000002823	1	000000800208	SASL CNG	98108_0001	2011-01-01	5VCA0SC0E0L232656	2011-01-01	120	2	27,584.84	228.87	0.00	2,528.05	47,125.05	45,759.75	
02565	000000800206	SALES TAX 103597	103597	171000	TRUCK	520	220	220	A00000000048785	1	000000800028	SASL CNG	98108_0002	2011-01-01	5VCA0SC0E0L232656	2011-01-01	120	2	12,943.47	107.86	0.00	1,186.46	12,727.72	21,757.5	
02565	000000800027	11 Autorcar/McNeilus ASL Truck	103600	171000	TRUCK	520	220	220	A0000000																

Confidential Material Protected under WAC 480-07-160

BU #	Asset	Description	Unit#	GL Acct	Cat	OU	Dept	Prod	Proj	Qty	Parent ID	Asset Class	Loc	Date Made	VIN	In Svc	Life	Hemam	Life	Cost	Current Mo Depr	Prior Mo Depr	YTD Depr	LTD Depr	NBV
02565	000000809037	18 Aulcor/McNeilus DFEL CNG	266111	171000	TRUCK	520	220	A00000000071855				DFEL CNG	S04136	2019-01-01	5VCA05CE3K229405	2019-03-26	96	76	347,850.58	3,623.44	0.00	39,857.84	72,468.83	275,381.75	
02565	000000809038	FET 266111	266111	171000	TRUCK	520	220	A00000000071855				DFEL CNG	S04136	2019-03-26	5VCA05CE3K229405	2019-03-26	96	76	21,328.32	222.17	0.00	2,443.87	4,443.40	16,884.92	
02565	000000809039	18 Aulcor/McNeilus DFEL CNG	266112	171000	TRUCK	520	220	A00000000071855				DFEL CNG	S04136	2019-01-01	5VCA05CE3K229406	2019-03-18	96	76	347,850.58	3,623.44	0.00	39,857.84	72,468.83	275,381.75	
02565	000000809040	FET 266112	266112	171000	TRUCK	520	220	A00000000071855				DFEL CNG	S04136	2019-03-18	5VCA05CE3K229406	2019-03-18	96	76	21,328.32	222.17	0.00	2,443.87	4,443.40	16,884.92	
02565	000000809041	18 Aulcor/McNeilus DFEL CNG	266113	171000	TRUCK	520	220	A00000000071855				DFEL CNG	S04136	2019-01-01	5VCA05CE3K229407	2019-03-18	96	76	347,850.58	3,623.44	0.00	39,857.84	72,468.83	275,381.75	
02565	000000809042	FET 266113	266113	171000	TRUCK	520	220	A00000000071855				DFEL CNG	S04136	2019-03-18	5VCA05CE3K229407	2019-03-18	96	76	21,328.32	222.17	0.00	2,443.87	4,443.40	16,884.92	
02565	000000809043	18 Aulcor/McNeilus DFEL CNG	266114	171000	TRUCK	520	220	A00000000071855				DFEL CNG	S04136	2019-01-01	5VCA05CE3K229408	2019-04-01	96	77	347,850.58	3,623.44	0.00	39,857.84	69,845.39	279,005.19	
02565	000000809044	FET 266114	266114	171000	TRUCK	520	220	A00000000071855				DFEL CNG	S04136	2019-04-01	5VCA05CE3K229408	2019-04-01	96	77	21,328.32	222.17	0.00	2,443.87	4,221.23	17,107.09	
02565	000000809045	18 Aulcor/McNeilus DFEL CNG	266115	171000	TRUCK	520	220	A00000000071855				DFEL CNG	S04136	2019-01-01	5VCA05CE0K229409	2019-03-26	96	76	347,850.58	3,623.44	0.00	39,857.84	72,468.83	275,381.75	
02565	000000809046	FET 266115	266115	171000	TRUCK	520	220	A00000000071855				DFEL CNG	S04136	2019-03-26	5VCA05CE0K229409	2019-03-26	96	76	21,328.32	222.17	0.00	2,443.87	4,443.40	16,884.92	
02565	000000809047	18 Aulcor/McNeilus DFEL CNG	266116	171000	TRUCK	520	220	A00000000071855				DFEL CNG	S04136	2019-01-01	5VCA05CE7K229410	2019-03-19	96	76	347,850.58	3,623.44	0.00	39,857.84	72,468.83	275,381.75	
02565	000000809048	FET 266116	266116	171000	TRUCK	520	220	A00000000071855				DFEL CNG	S04136	2019-03-19	5VCA05CE7K229410	2019-03-19	96	76	21,328.32	222.17	0.00	2,443.87	4,443.40	16,884.92	
02565	000000809049	18 Aulcor/McNeilus DFEL CNG	266117	171000	TRUCK	520	220	A00000000071855				DFEL CNG	S04136	2019-01-01	5VCA05CE7K229411	2019-03-26	96	76	347,850.58	3,623.44	0.00	39,857.84	72,468.83	275,381.75	
02565	000000809050	FET 266117	266117	171000	TRUCK	520	220	A00000000071855				DFEL CNG	S04136	2019-03-26	5VCA05CE7K229411	2019-03-26	96	76	21,328.32	222.17	0.00	2,443.87	4,443.40	16,884.92	
01055	000000801015	20 Aulcor/Heil DFEL CNG	266335	171000	TRUCK	520	220	A00000000074944	000000801015			DFEL CNG	S05542	2020-01-01	5VCA05CE1L232658	2020-04-02	96	89	378,731.73	3,945.13	0.00	27,615.87	27,615.87	351,115.86	
01055	000000801016	FET 266335	266335	171000	TRUCK	520	220	A00000000074944	000000801015			DFEL CNG	S05542	2020-04-02	5VCA05CE1L232658	2020-04-02	96	89	37,888.64	389.47	0.00	2,726.29	2,726.29	364,652.55	
01055	000000801040	Sales Tax #266335	266335	171000	TRUCK	520	220	A00000000072939	000000801015			DFEL CNG	S05542	2020-01-01	5VCA05CE1L232658	2020-04-02	96	89	16,483.81	171.70	0.00	1,201.94	1,201.94	15,281.87	
02565	000000703659	09 Freight/McNeilus REL Truck	362979	171000	TRUCK	520	220	A0000000002823	000000703659			DREL CNG	98108_0001	2009-01-01	1FVXF80059H4L8065	2009-06-08	120	0	229,055.36	0.00	0.00	229,055.36	0.00	0.00	
02565	000000703533	Sales Tax 362979	362979	171000	TRUCK	520	220	A0000000002823	000000703659			DREL CNG	98108_0001	2009-01-01	1FVXF80059H4L8065	2009-06-08	120	0	12,923.33	0.00	0.00	12,923.33	0.00	0.00	
02565	000000707865	10 Freight/McNeilus REL Truck	362982	171000	TRUCK	520	220	A0000000002823	000000707865			DREL 98108_0001	000000707865	2009-01-01	1FVXF800ADAP0228	2009-10-28	120	0	227,369.06	0.00	0.00	227,369.06	0.00	0.00	
02565	000000709190	Sales Tax 362982	362982	171000	TRUCK	520	220	A0000000002823	000000707865			DREL 98108_0001	000000707865	2009-10-28	1FVXF800ADAP0228	2009-10-28	120	0	12,581.71	0.00	0.00	12,581.71	0.00	0.00	
02565	000000801035	19 Freightliner CNG w/TomKat B	363825	171000	TRUCK	520	220	A00000000072755	000000801035			DREL CNG	S04136	2019-01-01	1FVACXBS2LH6888	2019-08-05	120	105	234,935.00	1,957.79	0.00	21,535.69	29,366.86	205,568.14	
02565	000000801046	Sales Tax #363825	363825	171000	TRUCK	520	220	A00000000072755	000000801035			DREL CNG	S04136	2019-08-05	1FVACXBS2LH6888	2019-08-05	120	105	24,256.22	202.14	0.00	2,223.54	3,032.08	21,224.14	
02565	000000801039	19 Freightliner CNG w/TomKat B	363829	171000	TRUCK	520	220	A00000000072755	000000801039			DREL CNG	S04136	2018-01-01	1FVACXBS4LH6892	2019-08-05	120	105	257,248.39	2,143.74	0.00	23,581.14	32,156.09	225,092.30	
02565	000000801050	FET 363829	363829	171000	TRUCK	520	220	A00000000072755	000000801039			DREL CNG	S04136	2019-08-05	1FVACXBS4LH6892	2019-08-05	120	105	24,256.22	202.14	0.00	2,223.54	3,032.08	21,224.14	
02565	000000801055	FET 363829	363829	171000	TRUCK	520	220	A00000000072755	000000801039			DREL CNG	S04136	2019-08-05	1FVACXBS4LH6892	2019-08-05	120	105	2,497.61	20.61	0.00	228.91	312.16	2,185.45	
02565	000000697057	09 Aulcor/McNeilus ASL Truck	103347	171000	TRUCK	520	230	A0000000002823	000000697057			SASL 98108_0001	2009-01-01	5VDC08LE9H208964	2009-04-16	120	0	265,965.19	0.00	0.00	265,965.19	0.00	0.00		
02565	000000697058	FET	103347	171000	TRUCK	520	230	A0000000002823	000000697057			SASL 98108_0001	2009-01-01	5VDC08LE9H208964	2009-04-16	120	0	30,611.58	0.00	0.00	30,611.58	0.00	0.00		
02565	000000699829	Sales Tax 103347	103347	171000	TRUCK	520	230	A0000000002823	000000697057			SASL 98108_0001	2009-01-01	5VDC08LE9H208964	2009-04-16	120	0	13,160.35	0.00	0.00	13,160.35	0.00	0.00		
02565	000000697059	09 Aulcor/McNeilus ASL Truck	103348	171000	TRUCK	520	230	A0000000002823	000000697059			SASL 98108_0001	2009-01-01	5VDC08LE9H208965	2009-04-16	120	0	265,965.19	0.00	0.00	265,965.19	0.00	0.00		
02565	000000697060	FET	103348	171000	TRUCK	520	230	A0000000002823	000000697059			SASL 98108_0001	2009-01-01	5VDC08LE9H208965	2009-04-16	120	0	30,611.58	0.00	0.00	30,611.58	0.00	0.00		
02565	000000699830	Sales Tax 103348	103348	171000	TRUCK	520	230	A0000000002823	000000697059			SASL 98108_0001	2009-01-01	5VDC08LE9H208965	2009-04-16	120	0	13,160.35	0.00	0.00	13,160.35	0.00	0.00		
02565	000000697061	09 Aulcor/McNeilus ASL Truck	103349	171000	TRUCK	520	230	A0000000002823	000000697061			SASL 98108_0001	2009-01-01	5VDC08LE9H208966	2009-04-16	120	0	265,965.19	0.00	0.00	265,965.19	0.00	0.00		
02565	000000697062	FET	103349	171000	TRUCK	520	230	A0000000002823	000000697061			SASL 98108_0001	2009-01-01	5VDC08LE9H208966	2009-04-16	120	0	30,611.58	0.00	0.00	30,611.58	0.00	0.00		
02565	000000699831	Sales Tax 103349	103349	171000	TRUCK	520	230	A0000000002823	000000697061			SASL 98108_0001	2009-01-01	5VDC08LE9H208966	2009-04-16	120	0	13,160.35	0.00	0.00	13,160.35	0.00	0.00		
02565	000000697063	09 Aulcor/McNeilus ASL Truck	103350	171000	TRUCK	520	230	A0000000002823	000000697063			SASL 98108_0001	2009-01-01	5VDC08LE9H208967	2009-04-16	120	0	265,965.19	0.00	0.00	265,965.19	0.00	0.00		
02565	000000697064	FET	103350	171000	TRUCK	520	230	A0000000002823	000000697063			SASL 98108_0001	2009-01-01	5VDC08LE9H208967	2009-04-16	120	0	30,611.58	0.00	0.00	30,611.58	0.00	0.00		
02565	000000699832	Sales Tax 103350	103350	171000	TRUCK	520	230	A0000000002823	000000697063			SASL 98108_0001	2009-01-01	5VDC08LE9H208967	2009-04-16	120	0	13,160.35	0.00	0.00	13,160.35	0.00	0.00		
02565	000000693590	09 Aulcor/McNeilus MSL Truck	152546	171000	TRUCK	520																			

Net Book Value Detail
 Business Unit: 1055_2565 - 01055_02565
 Book: FINANCIAL
 As of Year 2020, Period 11

Print
 Date Run: 12/16/20
 Time Run: 2:32:06 PM

Confidential Material Protected under WAC 480-07-160

BU #	Asset	GL	Unit#	Acct	Cat	OU	Dept	Prod	Proj	Qty	Parent ID	Asset Class	Loc	Date Made	VIN	In Svc	Hemam	Life	Cost	Current Mo Depr	Prior Mo Depr	YTD Depr	LTD Depr	NBV
01055	000000801010	FET 266332	266332	171000	TRUCK		520	230	A0000000074944	1	000000801009	DFEL CNG	S05542	2020-05-11	96	90	37,368.84	389.47	0.00	2,336.82	2,336.82	35,022.02		
01055	000000801037	Sales Tax #266332	266332	171000	TRUCK		520	230	A0000000072293	1	000000801009	DFEL CNG	S05542	2020-05-11	96	90	17,416.99	181.43	0.00	1,088.58	1,088.58	16,328.41		
02565	000000801037	19 Freightliner CNG W/Tomkat B	363827	171000	TRUCK		520	230	A0000000072293	1	000000801037	DREL CNG	S04136	2019-01-01	101	105	257,248.39	2,143.74	0.00	23,581.14	32,156.09	225,092.30		
02565	000000801044	Sales Tax #363827	363827	171000	TRUCK		520	230	A0000000072293	1	000000801037	DREL CNG	S04136	2019-01-01	101	105	24,256.22	202.14	0.00	2,233.54	3,032.08	21,224.14		
02565	000000801053	FET 363827	363827	171000	TRUCK		520	230	A0000000072755	1	000000801037	DREL CNG	S04136	2019-08-05	120	105	2,497.61	20.81	0.00	229.91	312.16	2,185.45		
02565	000000801040	19 Freightliner CNG W/Tomkat B	363830	171000	TRUCK		520	230	A0000000072755	1	000000801040	DREL CNG	S04136	2018-01-01	101	105	257,248.39	2,143.74	0.00	23,581.14	32,156.09	225,092.30		
02565	000000801056	Sales Tax #363830	363830	171000	TRUCK		520	230	A0000000072755	1	000000801040	DREL CNG	S04136	2019-08-05	120	105	24,256.22	202.14	0.00	2,233.54	3,032.08	21,224.14		
02565	000000801056	FET 363830	363830	171000	TRUCK		520	230	A0000000072755	1	000000801040	DREL CNG	S04136	2019-08-05	120	105	2,497.61	20.81	0.00	229.91	312.16	2,185.45		
02565	000000417218	FREIGHTLINER W/DEMPSTER	408206	171000	TRUCK		520	260	A0000000072755	1	000000417218	RO	98108	2002-01-01	101	0	89,844.00	0.00	0.00	0.00	89,844.00	0.00		
02565	000000417219	FFWV FRTLNR W/DEMPSTER	408206	171000	TRUCK		520	260	A0000000072755	1	000000417219	RO	98108	2002-12-01	120	0	10,368.54	0.00	0.00	0.00	10,368.54	(0.01)		
02565	000000692751	09 Autocar/Amrep RO Truck	412521	171000	TRUCK		520	260	A0000000002823	1	000000692751	RO	CNG	98108	2001-01-01	101	0	213,365.28	0.00	0.00	0.00	213,365.28	0.00	
02565	000000692752	FET	412521	171000	TRUCK		520	260	A0000000002823	1	000000692751	RO	CNG	98108	2001-01-01	101	0	24,891.67	0.00	0.00	0.00	24,891.67	0.00	
02565	000000692753	Sales Tax Unit 412521	412521	171000	TRUCK		520	260	A0000000002823	1	000000692751	RO	CNG	98108	2001-01-01	101	0	19,142.10	0.00	0.00	0.00	19,142.10	0.00	
02565	000000692753	09 Autocar/Amrep RO Truck	412522	171000	TRUCK		520	260	A0000000002823	1	000000692753	RO	CNG	98108	2001-01-01	101	0	213,365.28	0.00	0.00	0.00	213,365.28	0.00	
02565	000000692754	FET	412522	171000	TRUCK		520	260	A0000000002823	1	000000692753	RO	CNG	98108	2001-01-01	101	0	24,891.67	0.00	0.00	0.00	24,891.67	0.00	
02565	000000692755	Sales Tax Unit 412522	412522	171000	TRUCK		520	260	A0000000002823	1	000000692753	RO	CNG	98108	2001-01-01	101	0	19,142.10	0.00	0.00	0.00	19,142.10	0.00	
02565	000000692755	09 Autocar/Amrep RO Truck	412523	171000	TRUCK		520	260	A0000000002823	1	000000692755	RO	CNG	98108	2001-01-01	101	0	213,365.28	0.00	0.00	0.00	213,365.28	0.00	
02565	000000692756	FET	412523	171000	TRUCK		520	260	A0000000002823	1	000000692755	RO	CNG	98108	2001-01-01	101	0	24,891.67	0.00	0.00	0.00	24,891.67	0.00	
02565	000000692756	Sales Tax Unit 412523	412523	171000	TRUCK		520	260	A0000000002823	1	000000692755	RO	CNG	98108	2001-01-01	101	0	19,142.10	0.00	0.00	0.00	19,142.10	0.00	
02565	000000693634	09 Autocar/Amrep RO Truck	412525	171000	TRUCK		520	260	A0000000002823	1	000000693634	RO	CNG	98108	2001-01-01	101	0	215,630.56	0.00	0.00	0.00	215,630.56	0.00	
02565	000000693635	FET	412525	171000	TRUCK		520	260	A0000000002823	1	000000693634	RO	CNG	98108	2001-01-01	101	0	25,163.51	0.00	0.00	0.00	25,163.51	0.00	
02565	000000693634	Sales Tax Unit 412525	412525	171000	TRUCK		520	260	A0000000002823	1	000000693634	RO	CNG	98108	2001-01-01	101	0	19,352.74	0.00	0.00	0.00	19,352.74	0.00	
02565	000000705854	10 Freight/Dempster RO Truck	412817	171000	TRUCK		520	260	A00000000041135	1	000000705854	RO	98108	2001-01-01	101	0	179,050.88	0.00	0.00	0.00	179,050.88	0.00		
02565	000000705855	Sales Tax 412817	412817	171000	TRUCK		520	260	A00000000041135	1	000000705854	RO	98108	2001-01-01	101	0	12,281.85	0.00	0.00	0.00	12,281.85	0.00		
02565	000000800029	11 Freight/Amrep RO Truck	413028	171000	TRUCK		520	260	A0000000002823	1	000000800029	RO	CNG	98108	2001-01-01	101	2	210,855.16	1,757.13	0.00	19,328.43	207,340.95	3,514.21	
02565	000000800029	FET	413028	171000	TRUCK		520	260	A0000000002823	1	000000800029	RO	CNG	98108	2001-01-01	101	2	22,758.88	189.66	0.00	2,066.26	22,379.60	379.28	
02565	000000800029	SALES TAX 413028	413028	171000	TRUCK		520	260	A00000000048785	1	000000800029	RO	CNG	98108	2001-01-01	101	2	13,383.49	111.53	0.00	1,226.83	13,161.65	223.04	
02565	000000800022	11 Autocar/Amrep RO Truck	413029	171000	TRUCK		520	260	A0000000002823	1	000000800022	RO	CNG	98108	2001-01-01	101	0	210,855.16	1,757.09	0.00	19,328.39	210,855.16	0.00	
02565	000000800023	FET	413029	171000	TRUCK		520	260	A0000000002823	1	000000800022	RO	CNG	98108	2001-01-01	101	0	22,758.88	189.63	0.00	2,066.23	22,758.88	0.00	
02565	000000800025	Sales Tax 413029	413029	171000	TRUCK		520	260	A0000000002823	1	000000800022	RO	CNG	98108	2001-01-01	101	0	17,076.40	142.34	0.00	1,565.34	17,076.40	0.00	
02565	000000800026	11 Autocar/Amrep RO Truck	413030	171000	TRUCK		520	260	A0000000002823	1	000000800026	RO	CNG	98108	2001-01-01	101	0	210,855.16	1,754.99	0.00	19,334.46	210,855.16	0.00	
02565	000000800027	FET	413030	171000	TRUCK		520	260	A0000000002823	1	000000800026	RO	CNG	98108	2001-01-01	101	0	19,415.58	161.83	0.00	1,760.13	19,415.58	0.00	
02565	000000800027	SALES TAX 413030	413030	171000	TRUCK		520	260	A0000000002823	1	000000800026	RO	CNG	98108	2001-01-01	101	0	17,076.40	142.34	0.00	1,565.34	17,076.40	0.00	
01055	000000800191	12 Autocar/Amrep RO Truck	413300	171000	TRUCK		520	260	A0000000005968	1	000000800191	RO	CNG	98001	2002-01-01	101	15	227,849.82	1,898.75	0.00	20,886.25	199,368.60	28,481.22	
01055	000000800192	FET	413300	171000	TRUCK		520	260	A0000000005968	1	000000800191	RO	CNG	98001	2002-01-01	101	15	24,205.74	201.72	0.00	2,180.08	21,180.08	3,025.66	
01055	000000800313	Sales Tax 413300	413300	171000	TRUCK		520	260	A0000000005968	1	000000800191	RO	CNG	98001	2002-01-01	101	15	14,045.92	117.05	0.00	1,287.55	12,290.18	1,755.74	
01055	000000800193	12 Autocar/Amrep RO Truck	413301	171000	TRUCK		520	260	A0000000005968	1	000000800193	RO	CNG	98001	2002-01-01	101	15	227,849.82	1,898.75	0.00	20,886.25	199,368.60	28,481.22	
01055	000000800194	Sales Tax 413301	413301	171000	TRUCK		520	260	A0000000005968	1	000000800193	RO	CNG	98001	2002-01-01	101	15	24,205.74	201.72	0.00	2,180.08	21,180.08	3,025.66	
01055	000000800314	Sales Tax 413301	413301	171000	TRUCK		520	260	A0000000005968	1	000000800193	RO	CNG	98001	2002-01-01	101	15	14,045.92	117.05	0.00	1,287.55	12,290.18	1,755.74	
01055	000000800195	12 Autocar/Amrep RO Truck	413302	171000	TRUCK		520	260	A0000000005968	1	000000800195	RO	CNG	98001	2002-01-01	101	15	227,849.82	1,898.75	0.00	20,886.25	199,368.60	28,481.22	
01055	000000800196	FET	413302	171000	TRUCK		520	260	A0000000005968	1	000000800195	RO	CNG	98001	2002-01-01	101	15	24,205.74	201.72	0.00	2,180.08	21,180.08	3,025.66	
01055	000000800320	Sales Tax 413302	413302	171000	TRUCK		520	260	A0000000005968	1	000000800195	RO	CNG	98001	2002-01-01	101	15	14,045.92	117.05	0.00	1,287.55	12,290.18	1,755.74	
01055	000000800317	12 Autocar/Amrep RO Truck	413303	171000	TRUCK		520	260	A0000000005968															

Net Book Value Detail
 Business Unit: 1055_2565 - 01055_02565
 Book: FINANCIAL
 As of Year 2020, Period 11

[Show All](#)
[Print](#)

Date Run: 12/16/20
 Time Run: 2:32:06 PM

Confidential Material Protected under WAC 480-07-160

BU #	Asset	Description	Unit#	GL Acct	Cat	OU	Dept	Prod	Proj	Qty	Parent ID	Asset Class	Loc	Date Made	VIN	In Svc	Life	Remain Life	Cost	Current Mo Depr	Prior Mo Depr	YTD Depr	LTD Depr	NBV
01055	000000800846	FET 416871	416871	171000	TRUCK	520	260	A00000000071853		1	000000800847	RO CNG	S05542		1FVHC5F78KHKT7028	2019-08-09	120	105	24,116.39	200.97	0.00	3,014.55	3,014.55	21,101.84
01055	000000800849	Sales Tax #416871	416871	171000	TRUCK	520	260	A00000000072293		1	000000800847	RO CNG	98001_0002		1FVHC5F78KHKT7028	2019-08-09	120	105	12,479.68	104.00	0.00	624.00	1,559.99	10,919.69
01055	000000801017	20 Autocar/Amrep RO CNG	417647	171000	TRUCK	520	260	A00000000074944		1	000000801017	RO CNG	S05542	2020-01-01	5VCACLCXLC232616	2020-04-29	120	113	250,321.71	2,086.02	0.00	14,602.10	14,602.10	235,719.61
01055	000000801018	FET 417647	417647	171000	TRUCK	520	260	A00000000074944		1	000000801017	RO CNG	S05542		5VCACLCXLC232617	2020-04-29	120	113	27,801.35	231.68	0.00	1,621.76	1,621.76	26,179.59
01055	000000801041	Sales Tax #417647	417647	171000	TRUCK	520	260	A00000000072293		1	000000801017	RO CNG	S05542		5VCACLCXLC232617	2020-04-29	120	113	16,565.12	138.05	0.00	966.31	966.31	15,598.81
01055	000000801019	20 Autocar/Amrep RO CNG	417648	171000	TRUCK	520	260	A00000000074944		1	000000801019	RO CNG	S05542	2020-01-01	5VCACLCXLC232617	2020-04-29	120	113	250,321.71	2,086.02	0.00	14,602.10	14,602.10	235,719.61
01055	000000801020	FET 417648	417648	171000	TRUCK	520	260	A00000000074944		1	000000801019	RO CNG	S05542		5VCACLCXLC232617	2020-04-29	120	113	27,801.35	231.68	0.00	1,621.76	1,621.76	26,179.59
01055	000000801042	Sales Tax #417648	417648	171000	TRUCK	520	260	A00000000072293		1	000000801019	RO CNG	S05542		5VCACLCXLC232617	2020-04-29	120	113	16,565.12	138.05	0.00	966.31	966.31	15,598.81
01055	000000800758	1994 FREIGHTLINER FL 70	631320	171000	TRUCK	650				1		CD 98001_0002	1994-01-01	1FV6HLAC9RL657442	2000-03-01	96	0	28,558.99	0.00	0.00	0.00	28,558.99	0.00	
01055	000000800775	1994 FREIGHTLINER FL	631320	171000	TRUCK	650				1		CD 98001_0002	1994-01-01	1FV6HLAC9RL657442	2000-03-01	96	0	4,085.00	0.00	0.00	0.00	4,085.00	0.00	
01055	000000800759	FLATBED TRUCK MORGAN 24'	631320	171000	TRUCK	650				1		CD 98001_0002	1994-01-01	1FV6HLAC9RL657442	2000-03-24	96	0	38,370.60	0.00	0.00	0.00	38,370.60	0.00	
01055	000000800760	1994 FLATBED TRK MORGAN	631320	171000	TRUCK	650				1		CD 98001_0002	1994-01-01	1FV6HLAC9RL657442	2000-03-24	96	0	3,239.46	0.00	0.00	0.00	3,239.46	0.00	
01055	000000800761	MOD TO PLACE UNIT IN SERV	631320	171000	TRUCK	650				1		CD 98001_0002	1994-01-01	1FV6HLAC9RL657442	2000-03-24	96	0	4,945.76	0.00	0.00	0.00	4,945.76	0.00	
																			71,696,506.62	507,763.60	8,333.72	5,197,748.62	32,566,289.64	39,130,216.98

Comparative Balance Sheet

01055_02565
As of November 30, 2020

Confidential Material Protected under WAC 480-07-160

Run Time:

Layout:

Scope:

As of 11/30/2020

Prior Year

Assets

Current Assets

Cash and Cash Equivalents

Cash

Petty Cash

Cash in Bank - Non Corporate

Cash in Bank - Corporate

Corporate Operating Accounts

Corporate Disbursement Accounts

Corporate Concentration Accounts

Corporate Payroll Accounts

Other Corporate Accounts

Cash in Bank - Corporate

Revalued Foreign Currency Acct

Other Cash and Reclasses

Other Cash

Cash Control

Cash

Cash Equivalents

Cash and Cash Equivalents

Short-Term Investments

Accounts Receivable - Trade, Net

Accounts Receivable - Trade

Accounts Receivable - Trade - System

Accounts Receivable - Trade - Non System

Accounts Receivable - Trade

Reserve for Bad Debts

Accounts Receivable - Trade, Net

Current Notes and Other Receivables

Current Notes Receivable

Accounts Receivable - Other

Accrued Other Income

Advances

Grants Receivable

Returns and Refunds Receivable

Other Receivables

Allowance for Other Receivables

Accounts Receivable - Other

Current Notes and Other Receivables

Current Deferred Tax Asset

Current Domestic Deferred Tax Asset

Current Foreign Deferred Tax Asset

Current Deferred Tax Asset

Contract Costs Incurred

Inventory

Fuel Inventory

Parts Inventory

Tires Inventory

Lubricants Inventory

Supplies Inventory

Inventory - Paper

Inventory - Metal

Inventory - Glass

Inventory - Plastic

Inventory - Other Recycling

Processed MRF Recycling Materials

Unprocessed MRF Recycling Materials

Other Inventory

Inventory

Prepaid Expenses and Other Current Assets

Prepaid Expenses

Prepaid Expense Items

Prepaid Financial Assurance and Deposits

Prepaid Risk Management Insurance

Prepaid Benefits Insurance

Prepaid Insurance

Taxes

Other Prepaid Expenses

Prepaid Expenses

Current Restricted Funds

Other Current Assets

Prepaid Expenses and Other Current Assets

Current Assets Held for Sale

Current Assets

Long-term Assets

Notes and Other Receivables

Notes Receivable

Notes Receivable - Third Party

Notes Receivable - Intercompany

Notes Receivable - Adjustments

Notes Receivable

Long-term Other Receivables

Notes and Other Receivables

Comparative Balance Sheet

01055_02565
As of November 30, 2020

Confidential Material Protected under WAC 480-07-160

Run Time:

Layout:

Scope:

As of 11/30/2020

Prior Year

Property, Plant, and Equipment, Net
Property, Plant, and Equipment Cost
Land and Landfill
Land
Landfill
Fixed Assets - Land and Landfill
Vehicles
Trucks
Support Trucks
Automobiles
Contra Fixed Assets Costs
Vehicles
Machinery and Equipment
Landfill Primary Equipment
Machinery and Equipment
Aircraft
Machinery and Equipment
Containers
Buildings and Improvements
Buildings
Improvements
Construction in Progress
Buildings and Improvements
Furniture and Fixtures
Property, Plant, and Equipment Cost
Accumulated Depreciation and Amortization
Accumulated Depreciation
Accumulated Landfill Amortization
Accumulated Depreciation and Amortization
Property, Plant, and Equipment, Net
Intangible Assets
Goodwill, net
Goodwill
Accumulated Amortization - Goodwill
Goodwill, net
Other Intangible Assets, net
Other Intangible Assets
Accumulated Amortization - Other Assets
Other Intangible Assets, net
Intangible Assets
Other Long-term Assets
Long-term Deferred Tax Asset
Long-term Domestic Deferred Tax Asset
Long-term Foreign Deferred Tax Asset
Long-term Deferred Tax Asset
Deferred Costs
Deferred Loan Costs
Deferred Market Development Costs
Deferred Pooling Costs
Deferred Pension Costs
Other Deferred Costs
Deferred Costs
Deposits
Operating Right of Use Assets
Investments at Cost or Equity
Non Landfill Construction in Progress
Restricted Funds
Closure Trust Accounts
Post Closure Trust Accounts
Escrow Accounts
Other Financial Assurance Instruments
Debt Trust Accounts
Other Restricted Funds
Restricted Funds
Other Assets
Cash Surrender Value - Executive Life
Long Term Receivable - Conversion Reclass
Other Long Term Assets
Other Assets
Long-term Assets Held for Sale
Other Long-term Assets
Long-Term Assets
Total Assets
Liabilities
Current Liabilities
Accounts Payable
Accounts Payable - Trade
Accounts Payable - Trade PeopleSoft
Accounts Payable - Trade non PeopleSoft
Accounts Payable - Trade
Accounts Payable - Other

Comparative Balance Sheet
01055_02565
As of November 30, 2020

Run Time:

Layout:

Scope:

Confidential Material Protected under WAC 480-07-160

As of 11/30/2020

Prior Year

Other Payables
Other Reclass Items
Accounts Payable - Other

Payroll Taxes and Withholdings Payable
Payroll Taxes Payable
Other Withholdings Payable
Payroll Taxes and Withholdings Payable
Accounts Payable

Accrued Liabilities
Accrued Wages
Accrued Wages and Commissions
Accrued Bonuses
Accrued Compensated Absences
Accrued Safety Bonus and Awards
Other Accrued Wages
Accrued Wages

Accrued Dividends

Accrued Expenses
Accrued Royalties
Accrued Host Community Fees
Current Lease Obligations
Current Litigation Reserves
Accrued Liabilities - Employee Activities
Accrued Professional Fees
Other Accrued Expenses
Accrued Expenses

Accrued Insurance
Accrued Risk Management Insurance
Accrued Workers Compensation Reserves
Accrued Automobile Reserves
Accrued General Liability Reserves
Accrued Property Reserves
Accrued Environmental Reserves
Accrued Umbrella Reserves
Accrued Runoff Reserves
Accrued Liabilities - Insurance Claims
Accrued Risk Management Insurance
Accrued Benefit Insurance
Accrued Insurance

Accrued Interest

Current Environmental Liabilities

Accrued Operating Reserves
Accrued Acquisition Costs
Current Loss Contract Reserves
Current Maintenance Reserves
Accrued Operating Reserves

Accrued Taxes
Accrued Domestic Income Taxes
Accrued Foreign Income Taxes
Accrued Income Taxes
Current Domestic Deferred Taxes
Current Foreign Deferred Taxes
Current Deferred Income Taxes
Accrued Property Taxes
Accrued Sales and Use Taxes
Franchise Tax Payable
Accrued Disposal taxes
Accrued Liabilities - Other Taxes
Accrued Taxes


Accrued Merger and Asset Impairments

Other Accrued Liabilities
Accrued Liabilities

Unearned Revenue
Unearned Collection Revenue
Unearned Commercial Collection Revenue
Unearned Industrial Collection Revenue
Unearned Residential Collection Revenue
Unearned Other Collection Revenue
Unearned Collection Revenue
Unearned Transfer Station Revenue
Unearned Disposal Revenue
Unearned MRF Recycling Revenue
Unearned Revenue - Other
Unearned Revenue

Current Portion of LTD
Current Portion of Bank Credit Facility
Current Portion of Commercial Paper
Current Portion of Senior Debt
Current Portion of Subordinated Debt
Current Portion of Bonds
Current Portion of Notes Payable
Current Portion of LTD

Current Liabilities Held for Sale



Comparative Balance Sheet

01055_02565
As of November 30, 2020

Confidential Material Protected under WAC 480-07-160

Run Time:

Layout:

Scope:

As of 11/30/2020

Prior Year

Current Liabilities

Long-term Liabilities

Long-term Debt, Net of Current Portion

Bank Credit Facility
Commercial Paper
Senior Notes and Debentures
Subordinated Debt
Tax-exempt and Project Bonds

Notes Payable

Notes Payable - Third Party
Capitalized Leases
Notes Payable - Intercompany
Notes Payable - Adjustments

Notes Payable

Long-term Debt, Net of Current Portion

Environmental Liabilities

Closure Liabilities
Post Closure Liabilities
Remediation Liabilities

Environmental Liabilities

Deferred Taxes

Domestic Deferred Taxes
Foreign Deferred Taxes

Deferred Taxes

Other Long-Term Liabilities

Long Term Deferred Revenue
Long Term Compensation Liabilities
Long Term Royalties Payable
Long Term Lease Obligations
Long Term Litigation Reserves
Long Term Deferred Liabilities
Long Term Insurance Reserves
Long Term Risk Management Reserves
Long Term Workers Compensation Reserves
Long Term Automobile Reserves
Long Term General Liability Reserves
Long Term Property Reserves
Long Term Environmental Reserves
Long Term Umbrella Reserves
Long Term Runoff Reserves

Long Term Risk Management Reserves

FAS Reserves

Long Term Benefit Reserves
Long Term Insurance Reserves
Long Term Operating Reserves
Long Term Acquisition Reserves
Long Term Loss Contracts Reserve
Long Term Maintenance Reserve

Long Term Operating Reserves
Other Long Term Liabilities
Long Time Liabilities Held for Sale

Other Long-Term Liabilities

Long-Term Liabilities

Total Liabilities

Total Equity

Stockholders' Equity

Equity

Preferred Stock
Common Stock
Additional Paid in Capital
Beginning Retained Earnings
Current Year Retained Earnings
Retained Earnings

Accumulated Other Comprehensive Income
Restricted Stock Unearned Compensation
Treasury Stock
Employee Stock Benefit Trust

Equity

Intercompany

Intercompany
Intercompany Investments

Intercompany

Total Stockholders' Equity

Noncontrolling Interest

Total Equity

Total Liabilities and Equity

Net Book Value Detail
 Business Unit: 1055_2565 - 01055_02565
 Book: FINANCIAL
 As of Year 2020, Period 11

[Print](#)

Time Run: 8:31:26 AM

Trucks scheduled to be received in early 2021

BU #	Description	Unit#	GL Acct	Cat	Prod	Qty	VIN	In Svc	Life	Remain Life	Cost	Current Mo Depr	LTD Depr	NBV
1055	20 Autocar/McNeilus SFEL CNG				120	5			96	96	2,338,791			2,338,791
1055	20 Autocar/McNeilus DFEL CNG				190	10			96	96	4,252,765			4,252,765
1055	20 Autocar/McNeilus DFEL CNG				220	5			96	96	2,126,383			2,126,383
1055	20 Autocar/Amrep RO CNG				220	5			96	96	<u>880,089</u>			<u>880,089</u>
											<u>\$ 9,598,028</u>	<u>\$ -</u>	<u>\$ -</u>	<u>\$ 9,598,028</u>

Waste Management of Seattle and South Sound
 Operations Income Statement
 Total Operations
 For the 12 Month Period Ending Aug 31, 2020
 Confidential Material Protected under WAC 480-07-160

Regulated Percentages

	<u>Driver Hours</u>	<u>Loads</u>	<u>Stops</u>	<u>Yards</u>	<u>Tons</u>	<u>Lifts</u>	<u>Miles</u>
<u>Commercial garbage:</u>							
WUTC							
Non-regulated							
Total							
% WUTC							
% Non-regulated							
<u>Residential garbage:</u>							
WUTC							
Non-regulated							
Total							
% WUTC							
% Non-regulated							
<u>Combined Garbage</u>							
WUTC							
Non-regulated							
Total							
% WUTC							
% Non-regulated							
<u>Residential recycling:</u>							
WUTC							
Non-regulated							
Total							
% WUTC							
% Non-regulated							
<u>Residential Yard Waste:</u>							
WUTC							
Non-regulated							
Total							
% WUTC							
% Non-regulated							
<u>Roll Off</u>							
WUTC							
Non-regulated							
Total							
Roll Off Recycle							
Total							
<u>% MSW:</u>							
% WUTC							
% Non-regulated							
<u>% of Total:</u>							
% WUTC							
% Non-regulated							
Indi % Roll Off Recycle							

WM North Sound
Disposal Cost Summary
 For the 12 months ending March 31, 2013
Confidential Material Protected under WAC 480-07-160

	<u>Total</u>		<u>Balance/</u>		<u>Adj</u>	<u>%</u>	<u>Regulated</u>
	<u>Tons</u>	<u>Rate</u>	<u>GL</u>	<u>ADJ</u>	<u>Cost</u>	<u>WUTC</u>	<u>Expense</u>
Commercial:							
Seattle							
South Sound							
	120						
Residential:							
Seattle							
South Sound							
Roll-Off:							
Seattle							
South Sound							
Total MSW							
Com'l Recycling							
Seattle							
South Sound							
Resl Recycling							
Seattle							
South Sound							
Resl YW							
Seattle							
South Sound							

Confidential Material Protected under WAC 480-07-160

Unit	Journal ID	Date	Account	Product	Monetary Amount	Journal Line Description
01055	1055GG094A	2019-09-30	500500	120		
01055	2590LG055A	2019-09-30	500500	120		
01055	2590LG055A	2019-09-30	500500	120		
01055	2590LG055A	2019-09-30	500500	120		
01055	1055GG094A	2019-10-31	500500	120		
01055	2590LG055A	2019-10-31	500500	120		
01055	2590LG055A	2019-10-31	500500	120		
01055	2590LG055A	2019-10-31	500500	120		
01055	1055GG094A	2019-11-30	500500	120		
01055	2590LG055A	2019-11-30	500500	120		
01055	2590LG055A	2019-11-30	500500	120		
01055	2590LG055A	2019-11-30	500500	120		
01055	1055GG094A	2019-12-31	500500	120		
01055	2590LG055A	2019-12-31	500500	120		
01055	2590LG055A	2019-12-31	500500	120		
01055	2590LG055A	2019-12-31	500500	120		
01055	1055GG094A	2020-01-31	500500	120		
01055	2590LG055A	2020-01-31	500500	120		
01055	2590LG055A	2020-01-31	500500	120		
01055	2590LG055A	2020-01-31	500500	120		
01055	1055GG094A	2020-02-28	500500	120		
01055	1055GG094A	2020-02-28	500500	120		
01055	2590LG055A	2020-02-29	500500	120		
01055	2590LG055A	2020-02-29	500500	120		
01055	1055GG094A	2020-03-31	500500	120		
01055	2590LG055A	2020-03-31	500500	120		
01055	2590LG055A	2020-03-31	500500	120		
01055	1055GG094A	2020-04-30	500500	120		
01055	2590LG055A	2020-04-30	500500	120		
01055	2590LG055A	2020-04-30	500500	120		
01055	2590LG055A	2020-04-30	500500	120		
01055	1055GG094A	2020-05-31	500500	120		
01055	2590LG055A	2020-05-31	500500	120		
01055	2590LG055A	2020-05-31	500500	120		
01055	2590LG055A	2020-05-31	500500	120		
01055	1055GG094A	2020-06-30	500500	120		
01055	2590LG055A	2020-06-30	500500	120		
01055	2590LG055A	2020-06-30	500500	120		
01055	2590LG055A	2020-06-30	500500	120		
01055	1055GG094A	2020-07-31	500500	120		
01055	2590LG055A	2020-07-31	500500	120		
01055	2590LG055A	2020-07-31	500500	120		
01055	2590LG055A	2020-07-31	500500	120		
01055	1055GG094A	2020-08-31	500500	120		
01055	2590LG055A	2020-08-31	500500	120		
01055	2590LG055A	2020-08-31	500500	120		
01055	2590LG055A	2020-08-31	500500	120		
01055	2590LG055A	2019-09-30	500500	160		
01055	1055GG094A	2019-10-31	500500	160		
01055	2590LG055A	2020-03-31	500500	160		
01055	1055GG094A	2020-05-31	500500	160		
01055	2590LG055A	2020-08-31	500500	160		

Confidential Material Protected under WAC 480-07-160

Unit	Journal ID	Date	Account	Product	Monetary Amount	Journal Line Description
01055	2590LG055A	2020-08-31	500500	160		
01055	1055GG094A	2019-09-30	500500	190		
01055	2590LG055A	2019-09-30	500500	190		
01055	2590LG055A	2019-09-30	500500	190		
01055	2590LG055A	2019-09-30	500500	190		
01055	1055GG094A	2019-10-31	500500	190		
01055	2590LG055A	2019-10-31	500500	190		
01055	2590LG055A	2019-10-31	500500	190		
01055	1055GG094A	2019-11-30	500500	190		
01055	2590LG055A	2019-11-30	500500	190		
01055	2590LG055A	2019-11-30	500500	190		
01055	2590LG055A	2019-11-30	500500	190		
01055	1055GG094A	2019-12-31	500500	190		
01055	2590LG055A	2019-12-31	500500	190		
01055	2590LG055A	2019-12-31	500500	190		
01055	1055GG094A	2020-01-31	500500	190		
01055	2590LG055A	2020-01-31	500500	190		
01055	2590LG055A	2020-01-31	500500	190		
01055	1055GG094A	2020-02-28	500500	190		
01055	2590LG055A	2020-02-29	500500	190		
01055	2590LG055A	2020-02-29	500500	190		
01055	1055GG094A	2020-03-31	500500	190		
01055	2590LG055A	2020-03-31	500500	190		
01055	2590LG055A	2020-03-31	500500	190		
01055	1055GG094A	2020-04-30	500500	190		
01055	2590LG055A	2020-04-30	500500	190		
01055	2590LG055A	2020-04-30	500500	190		
01055	1055GG094A	2020-05-31	500500	190		
01055	2590LG055A	2020-05-31	500500	190		
01055	2590LG055A	2020-05-31	500500	190		
01055	1055GG094A	2020-06-30	500500	190		
01055	2590LG055A	2020-06-30	500500	190		
01055	2590LG055A	2020-06-30	500500	190		
01055	2590LG055A	2020-07-31	500500	190		
01055	1055GG094A	2020-07-31	500500	190		
01055	2590LG055A	2020-07-31	500500	190		
01055	2590LG055A	2020-07-31	500500	190		
01055	1055GG094A	2020-08-31	500500	190		
01055	2590LG055A	2020-08-31	500500	190		
01055	2590LG055A	2020-08-31	500500	190		
01055	2590LG055A	2020-01-31	500500	220		
01055	1055GG094A	2020-03-31	500500	220		
01055	2590LG055A	2020-08-31	500500	220		
01055	1055GG094A	2019-09-30	500500	230		

Confidential Material Protected under WAC 480-07-160

Unit	Journal ID	Date	Account	Product	Monetary Amount	Journal Line Description
01055	2590LG055A	2019-10-31	500500	230		
01055	1055GG094A	2019-12-31	500500	230		
01055	2590LG055A	2019-12-31	500500	230		
01055	1055GG094A	2020-02-28	500500	230		
01055	2590LG055A	2020-06-30	500500	230		
01055	2590LG055A	2020-07-31	500500	230		
01055	2590LG055A	2020-07-31	500500	230		
01055	1055GG094A	2020-08-31	500500	230		
01055	2590LG055A	2020-08-31	500500	230		
01055	2590LG055A	2020-08-31	500500	230		
01055	K133LF067A	2019-09-30	500500	260		
01055	1055GG094A	2019-09-30	500500	260		
01055	2590LG055A	2019-09-30	500500	260		
01055	2590LG055A	2019-09-30	500500	260		
01055	2590LG055A	2019-09-30	500500	260		
01055	1055GG094A	2019-10-31	500500	260		
01055	2590LG055A	2019-10-31	500500	260		
01055	2590LG055A	2019-10-31	500500	260		
01055	2590LG055A	2019-10-31	500500	260		
01055	1055GG094A	2019-11-30	500500	260		
01055	2590LG055A	2019-11-30	500500	260		
01055	2590LG055A	2019-11-30	500500	260		
01055	2590LG055A	2019-11-30	500500	260		
01055	1055GG094A	2019-12-31	500500	260		
01055	2590LG055A	2019-12-31	500500	260		
01055	2590LG055A	2019-12-31	500500	260		
01055	1055GG094A	2020-01-31	500500	260		
01055	2590LG055A	2020-01-31	500500	260		
01055	2590LG055A	2020-01-31	500500	260		
01055	2590LG055A	2020-01-31	500500	260		
01055	2590LG055A	2020-01-31	500500	260		
01055	1055GG094A	2020-02-28	500500	260		
01055	2590LG055A	2020-02-29	500500	260		
01055	2590LG055A	2020-02-29	500500	260		
01055	2590LG055A	2020-02-29	500500	260		
01055	1055GG094A	2020-03-31	500500	260		
01055	2590LG055A	2020-03-31	500500	260		
01055	2590LG055A	2020-03-31	500500	260		
01055	2590LG055A	2020-03-31	500500	260		
01055	1055GG094A	2020-04-30	500500	260		
01055	1055GG094A	2020-04-30	500500	260		
01055	2590LG055A	2020-04-30	500500	260		
01055	2590LG055A	2020-04-30	500500	260		
01055	2590LG055A	2020-04-30	500500	260		
01055	1055GG094A	2020-05-31	500500	260		
01055	2590LG055A	2020-05-31	500500	260		
01055	2590LG055A	2020-05-31	500500	260		
01055	2590LG055A	2020-05-31	500500	260		
01055	1055GG094A	2020-06-30	500500	260		
01055	2590LG055A	2020-06-30	500500	260		

Confidential Material Protected under WAC 480-07-160

Unit	Journal ID	Date	Account	Product	Monetary Amount	Journal Line Description
01055	2590LG055A	2020-06-30	500500	260		
01055	2590LG055A	2020-06-30	500500	260		
01055	1055GG094A	2020-07-31	500500	260		
01055	2590LG055A	2020-07-31	500500	260		
01055	2590LG055A	2020-07-31	500500	260		
01055	2590LG055A	2020-07-31	500500	260		
01055	1055GG094A	2020-08-31	500500	260		
01055	2590LG055A	2020-08-31	500500	260		
01055	2590LG055A	2020-08-31	500500	260		
01055	2590LG055A	2020-08-31	500500	260		
02565	2565SC055A	2019-09-30	500500	120		
02565	2590LG055A	2019-09-30	500500	120		
02565	2565SC071A	2019-09-30	500500	120		
02565	2565SC071A	2019-09-30	500500	120		
02565	2565SC071A	2019-09-30	500500	120		
02565	2590LG055A	2019-09-30	500500	120		
02565	2590LG055A	2019-09-30	500500	120		
02565	2565SC071A	2019-10-31	500500	120		
02565	2565SC071A	2019-10-31	500500	120		
02565	2590LG055A	2019-10-31	500500	120		
02565	2565SC071A	2019-10-31	500500	120		
02565	2590LG055A	2019-10-31	500500	120		
02565	2590LG055A	2019-10-31	500500	120		
02565	2565SC120A	2019-11-30	500500	120		
02565	2565SC071A	2019-11-30	500500	120		
02565	2565SC071A	2019-11-30	500500	120		
02565	2590LG055A	2019-11-30	500500	120		
02565	2565SC071A	2019-11-30	500500	120		
02565	2590LG055A	2019-11-30	500500	120		
02565	2590LG055A	2019-11-30	500500	120		
02565	2565SC120A	2019-12-31	500500	120		
02565	2565SC071A	2019-12-31	500500	120		
02565	2565SC071A	2019-12-31	500500	120		
02565	2590LG055A	2019-12-31	500500	120		
02565	2565SC071A	2019-12-31	500500	120		
02565	2590LG055A	2019-12-31	500500	120		
02565	2590LG055A	2019-12-31	500500	120		
02565	2565SC120A	2020-01-31	500500	120		
02565	2590LG055A	2020-01-31	500500	120		
02565	2565SC071A	2020-01-31	500500	120		
02565	2565SC071A	2020-01-31	500500	120		

Confidential Material Protected under WAC 480-07-160

Unit	Journal ID	Date	Account	Product	Monetary Amount	Journal Line Description
02565	2565SC071A	2020-01-31	500500	120		
02565	2590LG055A	2020-01-31	500500	120		
02565	2590LG055A	2020-01-31	500500	120		
02565	2565SC120A	2020-02-29	500500	120		
02565	2590LG055A	2020-02-29	500500	120		
02565	2565SC071A	2020-02-29	500500	120		
02565	2565SC071A	2020-02-29	500500	120		
02565	2565SC071A	2020-02-29	500500	120		
02565	2590LG055A	2020-02-29	500500	120		
02565	2590LG055A	2020-02-29	500500	120		
02565	2565SC120A	2020-03-31	500500	120		
02565	2565SC071A	2020-03-31	500500	120		
02565	2565SC071A	2020-03-31	500500	120		
02565	2590LG055A	2020-03-31	500500	120		
02565	2565SC071A	2020-03-31	500500	120		
02565	2590LG055A	2020-03-31	500500	120		
02565	2590LG055A	2020-03-31	500500	120		
02565	2565SC120A	2020-04-30	500500	120		
02565	2565SC071A	2020-04-30	500500	120		
02565	2565SC071A	2020-04-30	500500	120		
02565	2565SC071A	2020-04-30	500500	120		
02565	2590LG055A	2020-04-30	500500	120		
02565	2590LG055A	2020-04-30	500500	120		
02565	2565SC120A	2020-05-31	500500	120		
02565	2565SC071A	2020-05-31	500500	120		
02565	2565SC071A	2020-05-31	500500	120		
02565	2565SC071A	2020-05-31	500500	120		
02565	2590LG055A	2020-05-31	500500	120		
02565	2590LG055A	2020-05-31	500500	120		
02565	2565SC120A	2020-06-30	500500	120		
02565	2590LG055A	2020-06-30	500500	120		
02565	2565SC071A	2020-06-30	500500	120		
02565	2565SC071A	2020-06-30	500500	120		
02565	2565SC071A	2020-06-30	500500	120		
02565	2590LG055A	2020-06-30	500500	120		
02565	2590LG055A	2020-06-30	500500	120		
02565	2565SC120A	2020-07-31	500500	120		
02565	2590LG055A	2020-07-31	500500	120		
02565	2565SC071A	2020-07-31	500500	120		
02565	2565SC071A	2020-07-31	500500	120		
02565	2565SC071A	2020-07-31	500500	120		
02565	2590LG055A	2020-07-31	500500	120		
02565	2590LG055A	2020-07-31	500500	120		
02565	2565SC120A	2020-08-31	500500	120		

Confidential Material Protected under WAC 480-07-160

Unit	Journal ID	Date	Account	Product	Monetary Amount	Journal Line Description
02565	2590LG055A	2020-08-31	500500	120		
02565	2565MS071A	2020-08-31	500500	120		
02565	2565MS071A	2020-08-31	500500	120		
02565	2565MS071A	2020-08-31	500500	120		
02565	2590LG055A	2020-08-31	500500	120		
02565	2590LG055A	2020-08-31	500500	120		
02565	2590LG055A	2020-01-31	500500	160		
02565	2565SC120A	2020-03-31	500500	160		
02565	2565SC055A	2019-09-30	500500	190		
02565	2590LG055A	2019-09-30	500500	190		
02565	2590LG055A	2019-09-30	500500	190		
02565	2590LG055A	2019-10-31	500500	190		
02565	2590LG055A	2019-10-31	500500	190		
02565	2565SC120A	2019-11-30	500500	190		
02565	2590LG055A	2019-11-30	500500	190		
02565	2590LG055A	2019-11-30	500500	190		
02565	2590LG055A	2019-11-30	500500	190		
02565	2565SC120A	2019-12-31	500500	190		
02565	2590LG055A	2019-12-31	500500	190		
02565	2590LG055A	2019-12-31	500500	190		
02565	2565SC120A	2020-01-31	500500	190		
02565	2590LG055A	2020-01-31	500500	190		
02565	2590LG055A	2020-01-31	500500	190		
02565	2565SC120A	2020-02-29	500500	190		
02565	2590LG055A	2020-02-29	500500	190		
02565	2590LG055A	2020-02-29	500500	190		
02565	2565SC120A	2020-03-31	500500	190		
02565	2590LG055A	2020-03-31	500500	190		
02565	2590LG055A	2020-03-31	500500	190		
02565	2565SC120A	2020-04-30	500500	190		
02565	2590LG055A	2020-04-30	500500	190		
02565	2590LG055A	2020-04-30	500500	190		
02565	2590LG055A	2020-04-30	500500	190		
02565	2565SC120A	2020-05-31	500500	190		
02565	2590LG055A	2020-05-31	500500	190		
02565	2590LG055A	2020-05-31	500500	190		
02565	2565SC120A	2020-06-30	500500	190		
02565	2590LG055A	2020-06-30	500500	190		

Confidential Material Protected under WAC 480-07-160

Unit	Journal ID	Date	Account	Product	Monetary Amount	Journal Line Description
02565	2590LG055A	2020-06-30	500500	190		
02565	2565SC120A	2020-07-31	500500	190		
02565	2590LG055A	2020-07-31	500500	190		
02565	2590LG055A	2020-07-31	500500	190		
02565	2565SC120A	2020-08-31	500500	190		
02565	2590LG055A	2020-08-31	500500	190		
02565	2590LG055A	2020-08-31	500500	190		
02565	2590LG055A	2019-12-31	500500	220		
02565	2590LG055A	2020-01-31	500500	220		
02565	2565SC120A	2020-02-29	500500	220		
02565	2590LG055A	2020-02-29	500500	220		
02565	2565SC120A	2020-03-31	500500	220		
02565	2590LG055A	2020-03-31	500500	220		
02565	2565SC120A	2020-04-30	500500	220		
02565	2590LG055A	2020-04-30	500500	220		
02565	2565SC120A	2020-05-31	500500	220		
02565	2590LG055A	2020-05-31	500500	220		
02565	2565SC120A	2020-06-30	500500	220		
02565	2565SC120A	2020-07-31	500500	220		
02565	2590LG055A	2020-07-31	500500	220		
02565	2590LG055A	2019-09-30	500500	230		
02565	2565SC120A	2019-11-30	500500	230		
02565	2590LG055A	2019-11-30	500500	230		
02565	2590LG055A	2019-12-31	500500	230		
02565	2565SC120A	2020-01-31	500500	230		
02565	2590LG055A	2020-01-31	500500	230		
02565	2565SC120A	2020-02-29	500500	230		
02565	2590LG055A	2020-02-29	500500	230		
02565	2565SC120A	2020-03-31	500500	230		
02565	2565SC120A	2020-04-30	500500	230		
02565	2590LG055A	2020-06-30	500500	230		
02565	2565SC120A	2020-08-31	500500	230		
02565	2590LG055A	2020-08-31	500500	230		
02565	2565SC055A	2019-09-30	500500	260		

Confidential Material Protected under WAC 480-07-160

Unit	Journal ID	Date	Account	Product	Monetary Amount	Journal Line Description
02565	2590LG055A	2019-09-30	500500	260		
02565	2590LG055A	2019-09-30	500500	260		
02565	2590LG055A	2019-09-30	500500	260		
02565	APA2147260	2019-10-29	500500	260		
02565	2590LG055A	2019-10-31	500500	260		
02565	2590LG055A	2019-10-31	500500	260		
02565	2590LG055A	2019-10-31	500500	260		
02565	APA2202215	2019-11-12	500500	260		
02565	2565SC120A	2019-11-30	500500	260		
02565	2590LG055A	2019-11-30	500500	260		
02565	2590LG055A	2019-11-30	500500	260		
02565	2590LG055A	2019-11-30	500500	260		
02565	APA2323622	2019-12-17	500500	260		
02565	2565SC120A	2019-12-31	500500	260		
02565	2590LG055A	2019-12-31	500500	260		
02565	2590LG055A	2019-12-31	500500	260		
02565	2590LG055A	2019-12-31	500500	260		
02565	2590LG055A	2019-12-31	500500	260		
02565	APA2427871	2020-01-16	500500	260		
02565	2565SC120A	2020-01-31	500500	260		
02565	2590LG055A	2020-01-31	500500	260		
02565	2590LG055A	2020-01-31	500500	260		
02565	2590LG055A	2020-01-31	500500	260		
02565	APA2550316	2020-02-17	500500	260		
02565	2565SC120A	2020-02-29	500500	260		
02565	2590LG055A	2020-02-29	500500	260		
02565	2590LG055A	2020-02-29	500500	260		
02565	2590LG055A	2020-02-29	500500	260		
02565	2565SC120A	2020-03-31	500500	260		
02565	2590LG055A	2020-03-31	500500	260		
02565	2590LG055A	2020-03-31	500500	260		
02565	2590LG055A	2020-03-31	500500	260		
02565	2590LG055A	2020-03-31	500500	260		
02565	2565SC120A	2020-04-30	500500	260		
02565	2590LG055A	2020-04-30	500500	260		
02565	2590LG055A	2020-04-30	500500	260		
02565	2590LG055A	2020-04-30	500500	260		
02565	2590LG055A	2020-04-30	500500	260		
02565	APA2873253	2020-05-19	500500	260		
02565	2565SC120A	2020-05-31	500500	260		
02565	2590LG055A	2020-05-31	500500	260		
02565	2590LG055A	2020-05-31	500500	260		
02565	2590LG055A	2020-05-31	500500	260		
02565	2565SC120A	2020-06-30	500500	260		
02565	2590LG055A	2020-06-30	500500	260		
02565	2590LG055A	2020-06-30	500500	260		

Confidential Material Protected under WAC 480-07-160

Unit	Journal ID	Date	Account	Product	Monetary Amount	Journal Line Description
02565	2590LG055A	2020-06-30	500500	260		
02565	2590LG055A	2020-06-30	500500	260		
02565	APA3062125	2020-07-14	500500	260		
02565	2565SC120A	2020-07-31	500500	260		
02565	2590LG055A	2020-07-31	500500	260		
02565	2590LG055A	2020-07-31	500500	260		
02565	2590LG055A	2020-07-31	500500	260		
02565	APA3180930	2020-08-18	500500	260		
02565	2565SC120A	2020-08-31	500500	260		
02565	2590LG055A	2020-08-31	500500	260		
02565	2590LG055A	2020-08-31	500500	260		
02565	2590LG055A	2020-08-31	500500	260		
02565	APA1948198	2019-09-05	500500			
02565	APA1961590	2019-09-10	500500			
02565	APA1982174	2019-09-16	500500			
02565	APA2035248	2019-09-30	500500			
02565	APA2091321	2019-10-14	500500			
02565	APA2213035	2019-11-14	500500			
02565	APA2217061	2019-11-15	500500			
02565	APA2243723	2019-11-25	500500			
02565	APA2323622	2019-12-17	500500			
02565	APA2337094	2019-12-19	500500			
02565	APA2392913	2020-01-06	500500			
02565	APA2439588	2020-01-20	500500			
02565	APA2551299	2020-02-17	500500			
02565	APA2655306	2020-03-16	500500			
02565	APA2775482	2020-04-22	500500			
02565	APA2972895	2020-06-17	500500			
02565	APA3068237	2020-07-16	500500			
02565	APA3072582	2020-07-17	500500			

Confidential Material Protected under WAC 480-07-160

Unit	Journal ID	Date	Account	Product	Monetary Amount	Journal Line Description
01055	2590SM055B	2019-09-30	500820	220	12,230.48	Accr Cedar Grove Resi
01055	2590SM055B	2019-09-30	500820	220	33,120.80	Accr Cedar Grove Resi
02565	2590SM055B	2019-09-30	500820	220	3,624.28	Accr Cedar Grove Resi
01055	1055GG094A	2019-09-30	500820	220	6,593.47	Cedar Grove 0819 True Up
02565	2565SC055A	2019-09-30	500820	220	7,792.98	Cedar Grove TU 8-2019
02565	2565SC055A	2019-09-30	500820	220	19,132.74	Cedar Grove YW Est 9-2019
01055	2590SM055B	2019-10-31	500820	220	16,575.49	Accr Cedar Grove Resi
01055	2590SM055B	2019-10-31	500820	220	44,627.18	Accr Cedar Grove Resi
02565	2590SM055B	2019-10-31	500820	220	8,029.27	Accr Cedar Grove Resi
02565	2565SC055A	2019-10-31	500820	220	18,314.63	Cedar Grove YW Est 10-2019
01055	2590SM055B	2019-11-30	500820	220	16,376.77	Accr Cedar Grove Resi
01055	2590SM055B	2019-11-30	500820	220	31,305.13	Accr Cedar Grove Resi
01055	2590SM055B	2019-11-30	500820	220	6,638.75	Accr Cedar Grove Resi
02565	2590SM055B	2019-11-30	500820	220	1,952.39	Accr Cedar Grove Resi
02565	2590SM055B	2019-11-30	500820	220	5,506.61	Accr Cedar Grove Resi
01055	1055GG094A	2019-11-30	500820	220	257.45	Cedar Grove 1019 True Up
02565	2565SC120A	2019-11-30	500820	220	7,593.16	Cedar Grove TU 9-2019
02565	2565SC055A	2019-11-30	500820	220	18,026.16	Cedar Grove YW Est 11-2019
01055	2590SM055B	2019-12-31	500820	220	7,095.57	Accr Cedar Grove Resi
01055	2590SM055B	2019-12-31	500820	220	13,490.56	Accr Cedar Grove Resi
01055	2590SM055B	2019-12-31	500820	220	2,848.64	Accr Cedar Grove Resi
02565	2590SM055B	2019-12-31	500820	220	674.86	Accr Cedar Grove Resi
02565	2590SM055B	2019-12-31	500820	220	1,874.80	Accr Cedar Grove Resi
01055	1055GG094A	2019-12-31	500820	220	(4,359.38)	Cedar Grove 1019 True Up
02565	2565SC120A	2019-12-31	500820	220	8,073.34	Cedar Grove TU 10-2019
02565	2565SC055A	2019-12-31	500820	220	8,221.60	Cedar Grove YW Est 12-2019
01055	2590SM055B	2020-01-31	500820	220	6,437.92	Accr Cedar Grove Resi
01055	2590SM055B	2020-01-31	500820	220	12,234.89	Accr Cedar Grove Resi
01055	2590SM055B	2020-01-31	500820	220	2,582.89	Accr Cedar Grove Resi
02565	2590SM055B	2020-01-31	500820	220	779.06	Accr Cedar Grove Resi
02565	2590SM055B	2020-01-31	500820	220	2,186.60	Accr Cedar Grove Resi
01055	1055GG094A	2020-01-31	500820	220	407.66	Cedar Grove 1119 True Up
02565	2565SC120A	2020-01-31	500820	220	6,921.96	Cedar Grove TU 11-2019
02565	2565SC055A	2020-01-31	500820	220	6,921.14	Cedar Grove YW Est 1-2020
01055	1055GG094A	2020-02-28	500820	220	582.54	Cedar Grove Dec True Up
01055	1055GG094A	2020-02-28	500820	220	(9,452.22)	Sort Fee true up Cedar Grov
01055	2590SM055B	2020-02-29	500820	220	8,430.84	Accr Cedar Grove Resi
01055	2590SM055B	2020-02-29	500820	220	3,382.30	Accr Cedar Grove Resi
01055	2590SM055B	2020-02-29	500820	220	16,028.09	Accr Cedar Grove Resi
02565	2590SM055B	2020-02-29	500820	220	(401.05)	Accr Cedar Grove Resi
02565	2590SM055B	2020-02-29	500820	220	(1,120.45)	Accr Cedar Grove Resi
02565	2565SC120A	2020-02-29	500820	220	(961.05)	Cedar Grove TU 12-2019
02565	2565SC055A	2020-02-29	500820	220	9,026.15	Cedar Grove YW Est 2-2020
01055	2590SM055B	2020-03-31	500820	220	16,522.30	Accr Cedar Grove Resi
01055	2590SM055B	2020-03-31	500820	220	31,395.34	Accr Cedar Grove Resi
01055	2590SM055B	2020-03-31	500820	220	6,647.88	Accr Cedar Grove Resi
02565	2590SM055B	2020-03-31	500820	220	877.79	Accr Cedar Grove Resi

Confidential Material Protected under WAC 480-07-160

Unit	Journal ID	Date	Account	Product	Monetary Amount	Journal Line Description
02565	2590SM055B	2020-03-31	500820	220	2,466.86	Accr Cedar Grove Resi
01055	1055GG094A	2020-03-31	500820	220	350.18	Cedar Grove Jan True Up
02565	2565SC120A	2020-03-31	500820	220	335.59	Cedar Grove TU 1-2020
02565	2565SC055A	2020-03-31	500820	220	15,399.94	Cedar Grove YW Est 3-2020
01055	2590SM055B	2020-04-30	500820	220	12,597.74	Accr Cedar Grove Resi
01055	2590SM055B	2020-04-30	500820	220	30,794.57	Accr Cedar Grove Resi
01055	2590SM055B	2020-04-30	500820	220	58,966.35	Accr Cedar Grove Resi
02565	2590SM055B	2020-04-30	500820	220	4,213.54	Accr Cedar Grove Resi
02565	2590SM055B	2020-04-30	500820	220	12,020.31	Accr Cedar Grove Resi
01055	1055GG094A	2020-04-30	500820	220	(0.76)	Cedar Grove Jan True Up
02565	2565SC120A	2020-04-30	500820	220	4,868.16	Cedar Grove TU 2-2020
02565	2565SC055A	2020-04-30	500820	220	20,651.03	Cedar Grove YW Est 4-2020
01055	2590SM055B	2020-05-31	500820	220	36,361.44	Accr Cedar Grove Resi
01055	2590SM055B	2020-05-31	500820	220	70,033.99	Accr Cedar Grove Resi
01055	2590SM055B	2020-05-31	500820	220	14,954.97	Accr Cedar Grove Resi
02565	2590SM055B	2020-05-31	500820	220	4,650.49	Accr Cedar Grove Resi
02565	2590SM055B	2020-05-31	500820	220	13,355.20	Accr Cedar Grove Resi
01055	1055GG094A	2020-05-31	500820	220	(11.49)	Cedar Grove March True Up
02565	2565SC120A	2020-05-31	500820	220	11,439.50	Cedar Grove TU 3-2020
02565	2565SC055A	2020-05-31	500820	220	24,651.26	Cedar Grove YW Est 5-2020
01055	2590SM055B	2020-06-30	500820	220	32,936.08	Accr Cedar Grove Resi
01055	2590SM055B	2020-06-30	500820	220	63,588.54	Accr Cedar Grove Resi
01055	2590SM055B	2020-06-30	500820	220	13,625.34	Accr Cedar Grove Resi
02565	2590SM055B	2020-06-30	500820	220	3,688.86	Accr Cedar Grove Resi
02565	2590SM055B	2020-06-30	500820	220	10,670.02	Accr Cedar Grove Resi
01055	1055GG094A	2020-06-30	500820	220	(553.81)	Cedar Grove April True Up
02565	2565SC120A	2020-06-30	500820	220	9,840.64	Cedar Grove TU 4-2020
02565	2565SC055A	2020-06-30	500820	220	27,341.44	Cedar Grove YW Est 6-2020
01055	2590SM055B	2020-07-31	500820	220	26,163.47	Accr Cedar Grove Resi
01055	2590SM055B	2020-07-31	500820	220	50,695.13	Accr Cedar Grove Resi
01055	2590SM055B	2020-07-31	500820	220	10,971.87	Accr Cedar Grove Resi
02565	2590SM055B	2020-07-31	500820	220	2,213.11	Accr Cedar Grove Resi
02565	2590SM055B	2020-07-31	500820	220	6,413.34	Accr Cedar Grove Resi
01055	1055GG094A	2020-07-31	500820	220	5,243.77	Cedar Grove May True Up
02565	2565SC120A	2020-07-31	500820	220	12,979.54	Cedar Grove TU 5-2020
02565	2565SC055A	2020-07-31	500820	220	19,771.52	Cedar Grove YW Est 7-2020
01055	2590SM055B	2020-08-31	500820	220	16,984.15	Accr Cedar Grove Resi
01055	2590SM055B	2020-08-31	500820	220	33,020.64	Accr Cedar Grove Resi
01055	2590SM055B	2020-08-31	500820	220	7,197.14	Accr Cedar Grove Resi
02565	2590SM055B	2020-08-31	500820	220	1,430.42	Accr Cedar Grove Resi
02565	2590SM055B	2020-08-31	500820	220	4,172.57	Accr Cedar Grove Resi
01055	1055GG094A	2020-08-31	500820	220	1,557.03	Cedar Grove June True Up
02565	2565SC120A	2020-08-31	500820	220	17,038.18	Cedar Grove TU 6-2020
02565	2565SC055A	2020-08-31	500820	220	25,777.64	Cedar Grove YW Est 8-2020
					<u>1,155,913.81</u>	

Confidential Material Protected under WAC 480-07-160

Unit	Journal ID	Date	Account	Product	Monetary Amount	Journal Line Description
01055	2590SM055B	2019-09-30	500820	260	418.57	Accr Cedar Grove RO
01055	2590SM055B	2019-10-31	500820	260	724.91	Accr Cedar Grove RO
01055	2590SM055B	2019-11-30	500820	260	1,018.08	Accr Cedar Grove RO
01055	2590SM055B	2019-12-31	500820	260	1,337.02	Accr Cedar Grove RO
01055	2590SM055B	2020-01-31	500820	260	1,465.74	Accr Cedar Grove RO
01055	2590SM055B	2020-02-29	500820	260	462.16	Accr Cedar Grove RO
01055	2590SM055B	2020-03-31	500820	260	141.62	Accr Cedar Grove RO
01055	2590SM055B	2020-04-30	500820	260	258.76	Accr Cedar Grove RO
01055	2590SM055B	2020-05-31	500820	260	1,029.22	Accr Cedar Grove RO
01055	2590SM055B	2020-06-30	500820	260	1,179.00	Accr Cedar Grove RO
01055	2590SM055B	2020-07-31	500820	260	330.45	Accr Cedar Grove RO
01055	2590SM055B	2020-08-31	500820	260	617.77	Accr Cedar Grove RO
01055	1055GG094A	2019-09-30	500820	260	31.35	Cedar Grove 0819 True Up
01055	1055GG094A	2019-11-30	500820	260	2.38	Cedar Grove 1019 True Up
01055	1055GG094A	2019-12-31	500820	260	(51.63)	Cedar Grove 1019 True Up
01055	1055GG094A	2020-01-31	500820	260	7.64	Cedar Grove 1119 True Up
01055	1055GG094A	2020-02-28	500820	260	33.24	Cedar Grove Dec True Up
01055	1055GG094A	2020-02-28	500820	260	(539.28)	Sort Fee true up Cedar Grov
01055	1055GG094A	2020-03-31	500820	260	24.15	Cedar Grove Jan True Up
01055	1055GG094A	2020-04-30	500820	260	(0.01)	Cedar Grove Jan True Up
01055	1055GG094A	2020-05-31	500820	260	(0.03)	Cedar Grove March True Up
01055	1055GG094A	2020-06-30	500820	260	(1.40)	Cedar Grove April True Up
01055	1055GG094A	2020-07-31	500820	260	44.47	Cedar Grove May True Up
01055	1055GG094A	2020-08-31	500820	260	16.67	Cedar Grove June True Up
02565	2590LG055A	2019-09-30	500820	260	3,199.50	ACCR Pacific Topsoils - Northg
02565	2590LG055A	2019-11-30	500820	260	553.00	ACCR Pacific Topsoils - Northg
02565	2590LG055A	2019-12-31	500820	260	1,185.00	ACCR Pacific Topsoils - Northg
02565	2590LG055A	2020-02-29	500820	260	1,185.00	ACCR Pacific Topsoils - Northg
02565	2590LG055A	2020-03-31	500820	260	592.50	ACCR Pacific Topsoils - Northg
02565	2590LG055A	2020-05-31	500820	260	632.00	ACCR Pacific Topsoils - Northg
02565	2590LG055A	2020-06-30	500820	260	790.00	ACCR Pacific Topsoils - Northg
02565	2590LG055A	2020-08-31	500820	260	553.00	ACCR Pacific Topsoils - Northg
02565	2565SC120A	2019-12-31	500820	260	440.50	Pacific Topsoil TU 10-2019
02565	2565SC120A	2020-01-31	500820	260	7.00	Pacific Topsoil TU 11-2019
02565	2565SC120A	2020-03-31	500820	260	(645.00)	Pacific Topsoil TU 12-2019
02565	2565SC120A	2020-04-30	500820	260	(425.00)	Pacific Topsoil TU 2-2020
02565	2565SC120A	2020-07-31	500820	260	(105.00)	Pacific Topsoil TU 5-2020
02565	2565SC120A	2020-08-31	500820	260	(632.00)	Pacific Topsoil TU 6-2020
02565	2565SC055A	2019-09-30	500820	260	22.00	Pacific Topsoil TU 8-2019
					15,903.35	
					1,171,817.16	

Waste Management of South Sound & Seattle

Summary of Wages

Confidential Material Protected under WAC 480-07-160

	South Sound	Seattle	Total	Balance/	Adj	Adj	PF	PF	SS	Seattle	Total
	Wages	Wages	Wages	GL		Wages	Adj	Wages	Hours	Hours	Hours

Driver Commercial
Driver Commercial, Recycling
Driver Residential
Driver F YW
Driver Residential, Recycling
Driver Rolloff

Driver Container
Container Maintenance

Allocation of Container Maint.

Com'l
Com'l Rec
Res'l
Res'l YW
Res'l Rec
Roll Off

Operations


Allocation of Operations:

Com'l
Com'l Rec
Res'l
Res'l YW
Res'l Rec
Roll Off

Maintenance

Allocation of Maintenance:

Com'l
Com'l Rec
Res'l
Res'l YW
Res'l Rec
Roll Off



Waste Management of South Sound & Seattle
Wage Scale
September 1, 2019 - August 31, 2020
Confidential Material Protected under WAC 480-07-160

Pro Forma Date: 2/1/2021

Mechanic Test Yr


Proforma @ eff date plus 12 Mos

Solid Waste Drivers Test Yr

Proforma @ eff date plus 12 Mos

Container Delivery Test Yr

Proforma @ eff date plus 12 Mos



Earnings-Totals by Pay Code

Employee Detail

From/Thru Check Date: 01-SEP-2019 to 30-AUG-2020

Report Parameters: Group , MA , BU 01055, Dept , Jobcode

EmnCd:


Job Function:

Job Family:

Job Sub Func:

Confidential Material Protected under WAC 480-07-160

<u>Emplid</u>	<u>Name</u>	<u>Empl Status</u>	<u>Original Hire Date</u>	<u>Termination Date</u>	<u>Job Code</u>	<u>Job Title</u>	<u>Annual Rate</u>	<u>GL Pay Type</u>	<u>Earnings Code</u>	<u>Description</u>	<u>Total Earnings</u>	<u>Total Hours</u>
---------------	-------------	--------------------	---------------------------	-------------------------	-----------------	------------------	--------------------	--------------------	----------------------	--------------------	-----------------------	--------------------



Earnings-Totals by Pay Code

Employee Detail

From/Thru Check Date: 01-SEP-2019 to 30-AUG-2020

Report Parameters: Group , MA , BU 01055, Dept , Jobcode

EmnCd:


Job Function:

Job Family:

Job Sub Func:

Confidential Material Protected under WAC 480-07-160

<u>Emplid</u>	<u>Name</u>	<u>Empl Status</u>	<u>Original Hire Date</u>	<u>Termination Date</u>	<u>Job Code</u>	<u>Job Title</u>	<u>Annual Rate</u>	<u>GL Pay Type</u>	<u>Earnings Code</u>	<u>Description</u>	<u>Total Earnings</u>	<u>Total Hours</u>
---------------	-------------	--------------------	---------------------------	-------------------------	-----------------	------------------	--------------------	--------------------	----------------------	--------------------	-----------------------	--------------------



Earnings-Totals by Pay Code

Employee Detail

From/Thru Check Date: 01-SEP-2019 to 30-AUG-2020

Report Parameters: Group , MA , BU 01055, Dept , Jobcode

EmnCd:


Job Function:

Job Family:

Job Sub Func:

Confidential Material Protected under WAC 480-07-160

<u>Emplid</u>	<u>Name</u>	<u>Empl Status</u>	<u>Original Hire Date</u>	<u>Termination Date</u>	<u>Job Code</u>	<u>Job Title</u>	<u>Annual Rate</u>	<u>GL Pay Type</u>	<u>Earnings Code</u>	<u>Description</u>	<u>Total Earnings</u>	<u>Total Hours</u>
---------------	-------------	--------------------	---------------------------	-------------------------	-----------------	------------------	--------------------	--------------------	----------------------	--------------------	-----------------------	--------------------



Earnings-Totals by Pay Code

Employee Detail

From/Thru Check Date: 01-SEP-2019 to 30-AUG-2020

Report Parameters: Group , MA , BU 01055, Dept , Jobcode

EmnCd:


Job Function:

Job Family:

Job Sub Func:

Confidential Material Protected under WAC 480-07-160

<u>Emplid</u>	<u>Name</u>	<u>Empl Status</u>	<u>Original Hire Date</u>	<u>Termination Date</u>	<u>Job Code</u>	<u>Job Title</u>	<u>Annual Rate</u>	<u>GL Pay Type</u>	<u>Earnings Code</u>	<u>Description</u>	<u>Total Earnings</u>	<u>Total Hours</u>
---------------	-------------	--------------------	---------------------------	-------------------------	-----------------	------------------	--------------------	--------------------	----------------------	--------------------	-----------------------	--------------------



Earnings-Totals by Pay Code

Employee Detail

From/Thru Check Date: 01-SEP-2019 to 30-AUG-2020

Report Parameters: Group , MA , BU 01055, Dept , Jobcode

EmnCd:


Job Function:

Job Family:

Job Sub Func:

Confidential Material Protected under WAC 480-07-160

<u>Emplid</u>	<u>Name</u>	<u>Empl Status</u>	<u>Original Hire Date</u>	<u>Termination Date</u>	<u>Job Code</u>	<u>Job Title</u>	<u>Annual Rate</u>	<u>GL Pay Type</u>	<u>Earnings Code</u>	<u>Description</u>	<u>Total Earnings</u>	<u>Total Hours</u>
---------------	-------------	--------------------	---------------------------	-------------------------	-----------------	------------------	--------------------	--------------------	----------------------	--------------------	-----------------------	--------------------



Earnings-Totals by Pay Code

Employee Detail

From/Thru Check Date: 01-SEP-2019 to 30-AUG-2020

Report Parameters: Group , MA , BU 01055, Dept , Jobcode

EmnCd:


Job Function:

Job Family:

Job Sub Func:

Confidential Material Protected under WAC 480-07-160

<u>Emplid</u>	<u>Name</u>	<u>Empl Status</u>	<u>Original Hire Date</u>	<u>Termination Date</u>	<u>Job Code</u>	<u>Job Title</u>	<u>Annual Rate</u>	<u>GL Pay Type</u>	<u>Earnings Code</u>	<u>Description</u>	<u>Total Earnings</u>	<u>Total Hours</u>
---------------	-------------	--------------------	---------------------------	-------------------------	-----------------	------------------	--------------------	--------------------	----------------------	--------------------	-----------------------	--------------------



Earnings-Totals by Pay Code

Employee Detail

From/Thru Check Date: 01-SEP-2019 to 30-AUG-2020

Report Parameters: Group , MA , BU 01055, Dept , Jobcode

EmnCd:


Job Function:

Job Family:

Job Sub Func:

Confidential Material Protected under WAC 480-07-160

<u>Emplid</u>	<u>Name</u>	<u>Empl Status</u>	<u>Original Hire Date</u>	<u>Termination Date</u>	<u>Job Code</u>	<u>Job Title</u>	<u>Annual Rate</u>	<u>GL Pay Type</u>	<u>Earnings Code</u>	<u>Description</u>	<u>Total Earnings</u>	<u>Total Hours</u>
---------------	-------------	--------------------	---------------------------	-------------------------	-----------------	------------------	--------------------	--------------------	----------------------	--------------------	-----------------------	--------------------



Earnings-Totals by Pay Code

Employee Detail

From/Thru Check Date: 01-SEP-2019 to 30-AUG-2020

Report Parameters: Group , MA , BU 01055, Dept , Jobcode

EmnCd:


Job Function:

Job Family:

Job Sub Func:

Confidential Material Protected under WAC 480-07-160

<u>Emplid</u>	<u>Name</u>	<u>Empl Status</u>	<u>Original Hire Date</u>	<u>Termination Date</u>	<u>Job Code</u>	<u>Job Title</u>	<u>Annual Rate</u>	<u>GL Pay Type</u>	<u>Earnings Code</u>	<u>Description</u>	<u>Total Earnings</u>	<u>Total Hours</u>
---------------	-------------	--------------------	---------------------------	-------------------------	-----------------	------------------	--------------------	--------------------	----------------------	--------------------	-----------------------	--------------------



Earnings-Totals by Pay Code

Employee Detail

From/Thru Check Date: 01-SEP-2019 to 30-AUG-2020

Report Parameters: Group , MA , BU 01055, Dept , Jobcode

EmnCd:


Job Function:

Job Family:

Job Sub Func:

Confidential Material Protected under WAC 480-07-160

<u>Emplid</u>	<u>Name</u>	<u>Empl Status</u>	<u>Original Hire Date</u>	<u>Termination Date</u>	<u>Job Code</u>	<u>Job Title</u>	<u>Annual Rate</u>	<u>GL Pay Type</u>	<u>Earnings Code</u>	<u>Description</u>	<u>Total Earnings</u>	<u>Total Hours</u>
---------------	-------------	--------------------	---------------------------	-------------------------	-----------------	------------------	--------------------	--------------------	----------------------	--------------------	-----------------------	--------------------



Earnings-Totals by Pay Code

Employee Detail

From/Thru Check Date: 01-SEP-2019 to 30-AUG-2020

Report Parameters: Group , MA , BU 01055, Dept , Jobcode

EmnCd:


Job Function:

Job Family:

Job Sub Func:

Confidential Material Protected under WAC 480-07-160

<u>Emplid</u>	<u>Name</u>	<u>Empl Status</u>	<u>Original Hire Date</u>	<u>Termination Date</u>	<u>Job Code</u>	<u>Job Title</u>	<u>Annual Rate</u>	<u>GL Pay Type</u>	<u>Earnings Code</u>	<u>Description</u>	<u>Total Earnings</u>	<u>Total Hours</u>
---------------	-------------	--------------------	---------------------------	-------------------------	-----------------	------------------	--------------------	--------------------	----------------------	--------------------	-----------------------	--------------------



Earnings-Totals by Pay Code

Employee Detail

From/Thru Check Date: 01-SEP-2019 to 30-AUG-2020

Report Parameters: Group , MA , BU 01055, Dept , Jobcode

EmnCd:


Job Function:

Job Family:

Job Sub Func:

Confidential Material Protected under WAC 480-07-160

<u>Emplid</u>	<u>Name</u>	<u>Empl Status</u>	<u>Original Hire Date</u>	<u>Termination Date</u>	<u>Job Code</u>	<u>Job Title</u>	<u>Annual Rate</u>	<u>GL Pay Type</u>	<u>Earnings Code</u>	<u>Description</u>	<u>Total Earnings</u>	<u>Total Hours</u>
---------------	-------------	--------------------	---------------------------	-------------------------	-----------------	------------------	--------------------	--------------------	----------------------	--------------------	-----------------------	--------------------



Earnings-Totals by Pay Code

Employee Detail

From/Thru Check Date: 01-SEP-2019 to 30-AUG-2020

Report Parameters: Group , MA , BU 01055, Dept , Jobcode

EmnCd:


Job Function:

Job Family:

Job Sub Func:

Confidential Material Protected under WAC 480-07-160

<u>Emplid</u>	<u>Name</u>	<u>Empl Status</u>	<u>Original Hire Date</u>	<u>Termination Date</u>	<u>Job Code</u>	<u>Job Title</u>	<u>Annual Rate</u>	<u>GL Pay Type</u>	<u>Earnings Code</u>	<u>Description</u>	<u>Total Earnings</u>	<u>Total Hours</u>
---------------	-------------	--------------------	---------------------------	-------------------------	-----------------	------------------	--------------------	--------------------	----------------------	--------------------	-----------------------	--------------------



Earnings-Totals by Pay Code

Employee Detail

From/Thru Check Date: 01-SEP-2019 to 30-AUG-2020

Report Parameters: Group , MA , BU 01055, Dept , Jobcode

EmnCd:


Job Function:

Job Family:

Job Sub Func:

Confidential Material Protected under WAC 480-07-160

<u>Emplid</u>	<u>Name</u>	<u>Empl Status</u>	<u>Original Hire Date</u>	<u>Termination Date</u>	<u>Job Code</u>	<u>Job Title</u>	<u>Annual Rate</u>	<u>GL Pay Type</u>	<u>Earnings Code</u>	<u>Description</u>	<u>Total Earnings</u>	<u>Total Hours</u>
---------------	-------------	--------------------	---------------------------	-------------------------	-----------------	------------------	--------------------	--------------------	----------------------	--------------------	-----------------------	--------------------



Earnings-Totals by Pay Code

Employee Detail

From/Thru Check Date: 01-SEP-2019 to 30-AUG-2020

Report Parameters: Group , MA , BU 01055, Dept , Jobcode

EmnCd:


Job Function:

Job Family:

Job Sub Func:

Confidential Material Protected under WAC 480-07-160

<u>Emplid</u>	<u>Name</u>	<u>Empl Status</u>	<u>Original Hire Date</u>	<u>Termination Date</u>	<u>Job Code</u>	<u>Job Title</u>	<u>Annual Rate</u>	<u>GL Pay Type</u>	<u>Earnings Code</u>	<u>Description</u>	<u>Total Earnings</u>	<u>Total Hours</u>
---------------	-------------	--------------------	---------------------------	-------------------------	-----------------	------------------	--------------------	--------------------	----------------------	--------------------	-----------------------	--------------------



Earnings-Totals by Pay Code

Employee Detail

From/Thru Check Date: 01-SEP-2019 to 30-AUG-2020

Report Parameters: Group , MA , BU 01055, Dept , Jobcode

EmnCd:

Job Function:

Job Family:

Job Sub Func:

Confidential Material Protected under WAC 480-07-160

<u>Emplid</u>	<u>Name</u>	<u>Empl Status</u>	<u>Original Hire Date</u>	<u>Termination Date</u>	<u>Job Code</u>	<u>Job Title</u>	<u>Annual Rate</u>	<u>GL Pay Type</u>	<u>Earnings Code</u>	<u>Description</u>	<u>Total Earnings</u>	<u>Total Hours</u>
---------------	-------------	--------------------	---------------------------	-------------------------	-----------------	------------------	--------------------	--------------------	----------------------	--------------------	-----------------------	--------------------



Earnings-Totals by Pay Code

Employee Detail

From/Thru Check Date: 01-SEP-2019 to 30-AUG-2020

Report Parameters: Group , MA , BU 01055, Dept , Jobcode

EmnCd:


Job Function:

Job Family:

Job Sub Func:

Confidential Material Protected under WAC 480-07-160

<u>Emplid</u>	<u>Name</u>	<u>Empl Status</u>	<u>Original Hire Date</u>	<u>Termination Date</u>	<u>Job Code</u>	<u>Job Title</u>	<u>Annual Rate</u>	<u>GL Pay Type</u>	<u>Earnings Code</u>	<u>Description</u>	<u>Total Earnings</u>	<u>Total Hours</u>
---------------	-------------	--------------------	---------------------------	-------------------------	-----------------	------------------	--------------------	--------------------	----------------------	--------------------	-----------------------	--------------------



Earnings-Totals by Pay Code

Employee Detail

From/Thru Check Date: 01-SEP-2019 to 30-AUG-2020

Report Parameters: Group , MA , BU 01055, Dept , Jobcode

EmnCd:


Job Function:

Job Family:

Job Sub Func:

Confidential Material Protected under WAC 480-07-160

<u>Emplid</u>	<u>Name</u>	<u>Empl Status</u>	<u>Original Hire Date</u>	<u>Termination Date</u>	<u>Job Code</u>	<u>Job Title</u>	<u>Annual Rate</u>	<u>GL Pay Type</u>	<u>Earnings Code</u>	<u>Description</u>	<u>Total Earnings</u>	<u>Total Hours</u>
---------------	-------------	--------------------	---------------------------	-------------------------	-----------------	------------------	--------------------	--------------------	----------------------	--------------------	-----------------------	--------------------



Earnings-Totals by Pay Code

Employee Detail

From/Thru Check Date: 01-SEP-2019 to 30-AUG-2020

Report Parameters: Group , MA , BU 01055, Dept , Jobcode

EmnCd:


Job Function:

Job Family:

Job Sub Func:

Confidential Material Protected under WAC 480-07-160

<u>Emplid</u>	<u>Name</u>	<u>Empl Status</u>	<u>Original Hire Date</u>	<u>Termination Date</u>	<u>Job Code</u>	<u>Job Title</u>	<u>Annual Rate</u>	<u>GL Pay Type</u>	<u>Earnings Code</u>	<u>Description</u>	<u>Total Earnings</u>	<u>Total Hours</u>
---------------	-------------	--------------------	---------------------------	-------------------------	-----------------	------------------	--------------------	--------------------	----------------------	--------------------	-----------------------	--------------------



Earnings-Totals by Pay Code

Employee Detail

From/Thru Check Date: 01-SEP-2019 to 30-AUG-2020

Report Parameters: Group , MA , BU 01055, Dept , Jobcode

EmnCd:


Job Function:

Job Family:

Job Sub Func:

Confidential Material Protected under WAC 480-07-160

<u>Emplid</u>	<u>Name</u>	<u>Empl Status</u>	<u>Original Hire Date</u>	<u>Termination Date</u>	<u>Job Code</u>	<u>Job Title</u>	<u>Annual Rate</u>	<u>GL Pay Type</u>	<u>Earnings Code</u>	<u>Description</u>	<u>Total Earnings</u>	<u>Total Hours</u>
---------------	-------------	--------------------	---------------------------	-------------------------	-----------------	------------------	--------------------	--------------------	----------------------	--------------------	-----------------------	--------------------



Earnings-Totals by Pay Code

Employee Detail

From/Thru Check Date: 01-SEP-2019 to 30-AUG-2020

Report Parameters: Group , MA , BU 01055, Dept , Jobcode

EmnCd:


Job Function:

Job Family:

Job Sub Func:

Confidential Material Protected under WAC 480-07-160

<u>Emplid</u>	<u>Name</u>	<u>Empl Status</u>	<u>Original Hire Date</u>	<u>Termination Date</u>	<u>Job Code</u>	<u>Job Title</u>	<u>Annual Rate</u>	<u>GL Pay Type</u>	<u>Earnings Code</u>	<u>Description</u>	<u>Total Earnings</u>	<u>Total Hours</u>
---------------	-------------	--------------------	---------------------------	-------------------------	-----------------	------------------	--------------------	--------------------	----------------------	--------------------	-----------------------	--------------------



Earnings-Totals by Pay Code

Employee Detail

From/Thru Check Date: 01-SEP-2019 to 30-AUG-2020

Report Parameters: Group , MA , BU 01055, Dept , Jobcode

EmnCd:


Job Function:

Job Family:

Job Sub Func:

Confidential Material Protected under WAC 480-07-160

<u>Emplid</u>	<u>Name</u>	<u>Empl Status</u>	<u>Original Hire Date</u>	<u>Termination Date</u>	<u>Job Code</u>	<u>Job Title</u>	<u>Annual Rate</u>	<u>GL Pay Type</u>	<u>Earnings Code</u>	<u>Description</u>	<u>Total Earnings</u>	<u>Total Hours</u>
---------------	-------------	--------------------	---------------------------	-------------------------	-----------------	------------------	--------------------	--------------------	----------------------	--------------------	-----------------------	--------------------



Earnings-Totals by Pay Code

Employee Detail

From/Thru Check Date: 01-SEP-2019 to 30-AUG-2020

Report Parameters: Group , MA , BU 01055, Dept , Jobcode

EmnCd:


Job Function:

Job Family:

Job Sub Func:

Confidential Material Protected under WAC 480-07-160

<u>Emplid</u>	<u>Name</u>	<u>Empl Status</u>	<u>Original Hire Date</u>	<u>Termination Date</u>	<u>Job Code</u>	<u>Job Title</u>	<u>Annual Rate</u>	<u>GL Pay Type</u>	<u>Earnings Code</u>	<u>Description</u>	<u>Total Earnings</u>	<u>Total Hours</u>
---------------	-------------	--------------------	---------------------------	-------------------------	-----------------	------------------	--------------------	--------------------	----------------------	--------------------	-----------------------	--------------------



Earnings-Totals by Pay Code

Employee Detail

From/Thru Check Date: 01-SEP-2019 to 30-AUG-2020

Report Parameters: Group , MA , BU 01055, Dept , Jobcode

EmnCd:


Job Function:

Job Family:

Job Sub Func:

Confidential Material Protected under WAC 480-07-160

<u>Emplid</u>	<u>Name</u>	<u>Empl Status</u>	<u>Original Hire Date</u>	<u>Termination Date</u>	<u>Job Code</u>	<u>Job Title</u>	<u>Annual Rate</u>	<u>GL Pay Type</u>	<u>Earnings Code</u>	<u>Description</u>	<u>Total Earnings</u>	<u>Total Hours</u>
---------------	-------------	--------------------	---------------------------	-------------------------	-----------------	------------------	--------------------	--------------------	----------------------	--------------------	-----------------------	--------------------



Earnings-Totals by Pay Code

Employee Detail

From/Thru Check Date: 01-SEP-2019 to 30-AUG-2020

Report Parameters: Group , MA , BU 01055, Dept , Jobcode

EmnCd:


Job Function:

Job Family:

Job Sub Func:

Confidential Material Protected under WAC 480-07-160

<u>Emplid</u>	<u>Name</u>	<u>Empl Status</u>	<u>Original Hire Date</u>	<u>Termination Date</u>	<u>Job Code</u>	<u>Job Title</u>	<u>Annual Rate</u>	<u>GL Pay Type</u>	<u>Earnings Code</u>	<u>Description</u>	<u>Total Earnings</u>	<u>Total Hours</u>
---------------	-------------	--------------------	---------------------------	-------------------------	-----------------	------------------	--------------------	--------------------	----------------------	--------------------	-----------------------	--------------------



Earnings-Totals by Pay Code

Employee Detail

From/Thru Check Date: 01-SEP-2019 to 30-AUG-2020

Report Parameters: Group , MA , BU 01055, Dept , Jobcode

EmnCd:


Job Function:

Job Family:

Job Sub Func:

Confidential Material Protected under WAC 480-07-160

<u>Emplid</u>	<u>Name</u>	<u>Empl Status</u>	<u>Original Hire Date</u>	<u>Termination Date</u>	<u>Job Code</u>	<u>Job Title</u>	<u>Annual Rate</u>	<u>GL Pay Type</u>	<u>Earnings Code</u>	<u>Description</u>	<u>Total Earnings</u>	<u>Total Hours</u>
---------------	-------------	--------------------	---------------------------	-------------------------	-----------------	------------------	--------------------	--------------------	----------------------	--------------------	-----------------------	--------------------



Earnings-Totals by Pay Code

Employee Detail

From/Thru Check Date: 01-SEP-2019 to 30-AUG-2020

Report Parameters: Group , MA , BU 01055, Dept , Jobcode

EmnCd:


Job Function:

Job Family:

Job Sub Func:

Confidential Material Protected under WAC 480-07-160

<u>Emplid</u>	<u>Name</u>	<u>Empl Status</u>	<u>Original Hire Date</u>	<u>Termination Date</u>	<u>Job Code</u>	<u>Job Title</u>	<u>Annual Rate</u>	<u>GL Pay Type</u>	<u>Earnings Code</u>	<u>Description</u>	<u>Total Earnings</u>	<u>Total Hours</u>
---------------	-------------	--------------------	---------------------------	-------------------------	-----------------	------------------	--------------------	--------------------	----------------------	--------------------	-----------------------	--------------------



Earnings-Totals by Pay Code

Employee Detail

From/Thru Check Date: 01-SEP-2019 to 30-AUG-2020

Report Parameters: Group , MA , BU 01055, Dept , Jobcode

EmnCd:


Job Function:

Job Family:

Job Sub Func:

Confidential Material Protected under WAC 480-07-160

<u>Emplid</u>	<u>Name</u>	<u>Empl Status</u>	<u>Original Hire Date</u>	<u>Termination Date</u>	<u>Job Code</u>	<u>Job Title</u>	<u>Annual Rate</u>	<u>GL Pay Type</u>	<u>Earnings Code</u>	<u>Description</u>	<u>Total Earnings</u>	<u>Total Hours</u>
---------------	-------------	--------------------	---------------------------	-------------------------	-----------------	------------------	--------------------	--------------------	----------------------	--------------------	-----------------------	--------------------



Earnings-Totals by Pay Code

Employee Detail

From/Thru Check Date: 01-SEP-2019 to 30-AUG-2020

Report Parameters: Group , MA , BU 01055, Dept , Jobcode

EmnCd:


Job Function:

Job Family:

Job Sub Func:

Confidential Material Protected under WAC 480-07-160

<u>Emplid</u>	<u>Name</u>	<u>Empl Status</u>	<u>Original Hire Date</u>	<u>Termination Date</u>	<u>Job Code</u>	<u>Job Title</u>	<u>Annual Rate</u>	<u>GL Pay Type</u>	<u>Earnings Code</u>	<u>Description</u>	<u>Total Earnings</u>	<u>Total Hours</u>
---------------	-------------	--------------------	---------------------------	-------------------------	-----------------	------------------	--------------------	--------------------	----------------------	--------------------	-----------------------	--------------------



Earnings-Totals by Pay Code

Employee Detail

From/Thru Check Date: 01-SEP-2019 to 30-AUG-2020

Report Parameters: Group , MA , BU 02565, Dept , Jobcode

ErnCd:


Job Function:

Job Family:

Job Sub Func:

Confidential Material Protected under WAC 480-07-160

Emplid	Name	Empl Status	Original Hire Date	Termination Date	Job Code	Job Title	Annual Rate	GL Pay Type	Earnings Code	Description	Total Earnings	Total Hours
--------	------	-------------	--------------------	------------------	----------	-----------	-------------	-------------	---------------	-------------	----------------	-------------



Earnings-Totals by Pay Code

Employee Detail

From/Thru Check Date: 01-SEP-2019 to 30-AUG-2020

Report Parameters: Group , MA , BU 02565, Dept , Jobcode

ErnCd:


Job Function:

Job Family:

Job Sub Func:

Confidential Material Protected under WAC 480-07-160

<u>Emplid</u>	<u>Name</u>	<u>Empl Status</u>	<u>Original Hire Date</u>	<u>Termination Date</u>	<u>Job Code</u>	<u>Job Title</u>	<u>Annual Rate</u>	<u>GL Pay Type</u>	<u>Earnings Code</u>	<u>Description</u>	<u>Total Earnings</u>	<u>Total Hours</u>
---------------	-------------	--------------------	---------------------------	-------------------------	-----------------	------------------	--------------------	--------------------	----------------------	--------------------	-----------------------	--------------------



Earnings-Totals by Pay Code

Employee Detail

From/Thru Check Date: 01-SEP-2019 to 30-AUG-2020

Report Parameters: Group , MA , BU 02565, Dept , Jobcode

ErnCd:


Job Function:

Job Family:

Job Sub Func:

Confidential Material Protected under WAC 480-07-160

<u>Emplid</u>	<u>Name</u>	<u>Empl Status</u>	<u>Original Hire Date</u>	<u>Termination Date</u>	<u>Job Code</u>	<u>Job Title</u>	<u>Annual Rate</u>	<u>GL Pay Type</u>	<u>Earnings Code</u>	<u>Description</u>	<u>Total Earnings</u>	<u>Total Hours</u>
---------------	-------------	--------------------	---------------------------	-------------------------	-----------------	------------------	--------------------	--------------------	----------------------	--------------------	-----------------------	--------------------



Earnings-Totals by Pay Code

Employee Detail

From/Thru Check Date: 01-SEP-2019 to 30-AUG-2020

Report Parameters: Group , MA , BU 02565, Dept , Jobcode

ErnCd:


Job Function:

Job Family:

Job Sub Func:

Confidential Material Protected under WAC 480-07-160

<u>Emplid</u>	<u>Name</u>	<u>Empl Status</u>	<u>Original Hire Date</u>	<u>Termination Date</u>	<u>Job Code</u>	<u>Job Title</u>	<u>Annual Rate</u>	<u>GL Pay Type</u>	<u>Earnings Code</u>	<u>Description</u>	<u>Total Earnings</u>	<u>Total Hours</u>
---------------	-------------	--------------------	---------------------------	-------------------------	-----------------	------------------	--------------------	--------------------	----------------------	--------------------	-----------------------	--------------------



Earnings-Totals by Pay Code

Employee Detail

From/Thru Check Date: 01-SEP-2019 to 30-AUG-2020

Report Parameters: Group , MA , BU 02565, Dept , Jobcode

ErnCd:


Job Function:

Job Family:

Job Sub Func:

Confidential Material Protected under WAC 480-07-160

<u>Emplid</u>	<u>Name</u>	<u>Empl Status</u>	<u>Original Hire Date</u>	<u>Termination Date</u>	<u>Job Code</u>	<u>Job Title</u>	<u>Annual Rate</u>	<u>GL Pay Type</u>	<u>Earnings Code</u>	<u>Description</u>	<u>Total Earnings</u>	<u>Total Hours</u>
---------------	-------------	--------------------	---------------------------	-------------------------	-----------------	------------------	--------------------	--------------------	----------------------	--------------------	-----------------------	--------------------



Earnings-Totals by Pay Code

Employee Detail

From/Thru Check Date: 01-SEP-2019 to 30-AUG-2020

Report Parameters: Group , MA , BU 02565, Dept , Jobcode

ErnCd:


Job Function:

Job Family:

Job Sub Func:

Confidential Material Protected under WAC 480-07-160

<u>Emplid</u>	<u>Name</u>	<u>Empl Status</u>	<u>Original Hire Date</u>	<u>Termination Date</u>	<u>Job Code</u>	<u>Job Title</u>	<u>Annual Rate</u>	<u>GL Pay Type</u>	<u>Earnings Code</u>	<u>Description</u>	<u>Total Earnings</u>	<u>Total Hours</u>
---------------	-------------	--------------------	---------------------------	-------------------------	-----------------	------------------	--------------------	--------------------	----------------------	--------------------	-----------------------	--------------------



Earnings-Totals by Pay Code

Employee Detail

From/Thru Check Date: 01-SEP-2019 to 30-AUG-2020

Report Parameters: Group , MA , BU 02565, Dept , Jobcode

ErnCd:


Job Function:

Job Family:

Job Sub Func:

Confidential Material Protected under WAC 480-07-160

<u>Emplid</u>	<u>Name</u>	<u>Empl Status</u>	<u>Original Hire Date</u>	<u>Termination Date</u>	<u>Job Code</u>	<u>Job Title</u>	<u>Annual Rate</u>	<u>GL Pay Type</u>	<u>Earnings Code</u>	<u>Description</u>	<u>Total Earnings</u>	<u>Total Hours</u>
---------------	-------------	--------------------	---------------------------	-------------------------	-----------------	------------------	--------------------	--------------------	----------------------	--------------------	-----------------------	--------------------



Earnings-Totals by Pay Code

Employee Detail

From/Thru Check Date: 01-SEP-2019 to 30-AUG-2020

Report Parameters: Group , MA , BU 02565, Dept , Jobcode

ErnCd:


Job Function:

Job Family:

Job Sub Func:

Confidential Material Protected under WAC 480-07-160

<u>Emplid</u>	<u>Name</u>	<u>Empl Status</u>	<u>Original Hire Date</u>	<u>Termination Date</u>	<u>Job Code</u>	<u>Job Title</u>	<u>Annual Rate</u>	<u>GL Pay Type</u>	<u>Earnings Code</u>	<u>Description</u>	<u>Total Earnings</u>	<u>Total Hours</u>
---------------	-------------	--------------------	---------------------------	-------------------------	-----------------	------------------	--------------------	--------------------	----------------------	--------------------	-----------------------	--------------------



Earnings-Totals by Pay Code

Employee Detail

From/Thru Check Date: 01-SEP-2019 to 30-AUG-2020

Report Parameters: Group , MA , BU 02565, Dept , Jobcode

ErnCd:


Job Function:

Job Family:

Job Sub Func:

Confidential Material Protected under WAC 480-07-160

<u>Emplid</u>	<u>Name</u>	<u>Empl Status</u>	<u>Original Hire Date</u>	<u>Termination Date</u>	<u>Job Code</u>	<u>Job Title</u>	<u>Annual Rate</u>	<u>GL Pay Type</u>	<u>Earnings Code</u>	<u>Description</u>	<u>Total Earnings</u>	<u>Total Hours</u>
---------------	-------------	--------------------	---------------------------	-------------------------	-----------------	------------------	--------------------	--------------------	----------------------	--------------------	-----------------------	--------------------



Earnings-Totals by Pay Code

Employee Detail

From/Thru Check Date: 01-SEP-2019 to 30-AUG-2020

Report Parameters: Group , MA , BU 02565, Dept , Jobcode

ErnCd:

Job Function:

Job Family:

Job Sub Func:

Confidential Material Protected under WAC 480-07-160

<u>Emplid</u>	<u>Name</u>	<u>Empl Status</u>	<u>Original Hire Date</u>	<u>Termination Date</u>	<u>Job Code</u>	<u>Job Title</u>	<u>Annual Rate</u>	<u>GL Pay Type</u>	<u>Earnings Code</u>	<u>Description</u>	<u>Total Earnings</u>	<u>Total Hours</u>
---------------	-------------	--------------------	---------------------------	-------------------------	-----------------	------------------	--------------------	--------------------	----------------------	--------------------	-----------------------	--------------------



Earnings-Totals by Pay Code

Employee Detail

From/Thru Check Date: 01-SEP-2019 to 30-AUG-2020

Report Parameters: Group , MA , BU 02565, Dept , Jobcode

ErnCd:


Job Function:

Job Family:

Job Sub Func:

Confidential Material Protected under WAC 480-07-160

<u>Emplid</u>	<u>Name</u>	<u>Empl Status</u>	<u>Original Hire Date</u>	<u>Termination Date</u>	<u>Job Code</u>	<u>Job Title</u>	<u>Annual Rate</u>	<u>GL Pay Type</u>	<u>Earnings Code</u>	<u>Description</u>	<u>Total Earnings</u>	<u>Total Hours</u>
---------------	-------------	--------------------	---------------------------	-------------------------	-----------------	------------------	--------------------	--------------------	----------------------	--------------------	-----------------------	--------------------



Earnings-Totals by Pay Code

Employee Detail

From/Thru Check Date: 01-SEP-2019 to 30-AUG-2020

Report Parameters: Group , MA , BU 02565, Dept , Jobcode

ErnCd:


Job Function:

Job Family:

Job Sub Func:

Confidential Material Protected under WAC 480-07-160

<u>Emplid</u>	<u>Name</u>	<u>Empl Status</u>	<u>Original Hire Date</u>	<u>Termination Date</u>	<u>Job Code</u>	<u>Job Title</u>	<u>Annual Rate</u>	<u>GL Pay Type</u>	<u>Earnings Code</u>	<u>Description</u>	<u>Total Earnings</u>	<u>Total Hours</u>
---------------	-------------	--------------------	---------------------------	-------------------------	-----------------	------------------	--------------------	--------------------	----------------------	--------------------	-----------------------	--------------------



Earnings-Totals by Pay Code

Employee Detail

From/Thru Check Date: 01-SEP-2019 to 30-AUG-2020

Report Parameters: Group , MA , BU 02565, Dept , Jobcode

ErnCd:


Job Function:

Job Family:

Job Sub Func:

Confidential Material Protected under WAC 480-07-160

<u>Emplid</u>	<u>Name</u>	<u>Empl Status</u>	<u>Original Hire Date</u>	<u>Termination Date</u>	<u>Job Code</u>	<u>Job Title</u>	<u>Annual Rate</u>	<u>GL Pay Type</u>	<u>Earnings Code</u>	<u>Description</u>	<u>Total Earnings</u>	<u>Total Hours</u>
---------------	-------------	--------------------	---------------------------	-------------------------	-----------------	------------------	--------------------	--------------------	----------------------	--------------------	-----------------------	--------------------



Earnings-Totals by Pay Code

Employee Detail

From/Thru Check Date: 01-SEP-2019 to 30-AUG-2020

Report Parameters: Group , MA , BU 02565, Dept , Jobcode

ErnCd:


Job Function:

Job Family:

Job Sub Func:

Confidential Material Protected under WAC 480-07-160

<u>Emplid</u>	<u>Name</u>	<u>Empl Status</u>	<u>Original Hire Date</u>	<u>Termination Date</u>	<u>Job Code</u>	<u>Job Title</u>	<u>Annual Rate</u>	<u>GL Pay Type</u>	<u>Earnings Code</u>	<u>Description</u>	<u>Total Earnings</u>	<u>Total Hours</u>
---------------	-------------	--------------------	---------------------------	-------------------------	-----------------	------------------	--------------------	--------------------	----------------------	--------------------	-----------------------	--------------------



Earnings-Totals by Pay Code

Employee Detail

From/Thru Check Date: 01-SEP-2019 to 30-AUG-2020

Report Parameters: Group , MA , BU 02565, Dept , Jobcode

ErnCd:


Job Function:

Job Family:

Job Sub Func:

Confidential Material Protected under WAC 480-07-160

<u>Emplid</u>	<u>Name</u>	<u>Empl Status</u>	<u>Original Hire Date</u>	<u>Termination Date</u>	<u>Job Code</u>	<u>Job Title</u>	<u>Annual Rate</u>	<u>GL Pay Type</u>	<u>Earnings Code</u>	<u>Description</u>	<u>Total Earnings</u>	<u>Total Hours</u>
---------------	-------------	--------------------	---------------------------	-------------------------	-----------------	------------------	--------------------	--------------------	----------------------	--------------------	-----------------------	--------------------



Earnings-Totals by Pay Code

Employee Detail

From/Thru Check Date: 01-SEP-2019 to 30-AUG-2020

Report Parameters: Group , MA , BU 02565, Dept , Jobcode

ErnCd:

Job Function:

Job Family:

Job Sub Func:

Confidential Material Protected under WAC 480-07-160

<u>Emplid</u>	<u>Name</u>	<u>Empl Status</u>	<u>Original Hire Date</u>	<u>Termination Date</u>	<u>Job Code</u>	<u>Job Title</u>	<u>Annual Rate</u>	<u>GL Pay Type</u>	<u>Earnings Code</u>	<u>Description</u>	<u>Total Earnings</u>	<u>Total Hours</u>
---------------	-------------	--------------------	---------------------------	-------------------------	-----------------	------------------	--------------------	--------------------	----------------------	--------------------	-----------------------	--------------------



Earnings-Totals by Pay Code

Employee Detail

From/Thru Check Date: 01-SEP-2019 to 30-AUG-2020

Report Parameters: Group , MA , BU 02565, Dept , Jobcode

ErnCd:


Job Function:

Job Family:

Job Sub Func:

Confidential Material Protected under WAC 480-07-160

<u>Emplid</u>	<u>Name</u>	<u>Empl Status</u>	<u>Original Hire Date</u>	<u>Termination Date</u>	<u>Job Code</u>	<u>Job Title</u>	<u>Annual Rate</u>	<u>GL Pay Type</u>	<u>Earnings Code</u>	<u>Description</u>	<u>Total Earnings</u>	<u>Total Hours</u>
---------------	-------------	--------------------	---------------------------	-------------------------	-----------------	------------------	--------------------	--------------------	----------------------	--------------------	-----------------------	--------------------



Earnings-Totals by Pay Code

Employee Detail

From/Thru Check Date: 01-SEP-2019 to 30-AUG-2020

Report Parameters: Group , MA , BU 02565, Dept , Jobcode

ErnCd:


Job Function:

Job Family:

Job Sub Func:

Confidential Material Protected under WAC 480-07-160

<u>Emplid</u>	<u>Name</u>	<u>Empl Status</u>	<u>Original Hire Date</u>	<u>Termination Date</u>	<u>Job Code</u>	<u>Job Title</u>	<u>Annual Rate</u>	<u>GL Pay Type</u>	<u>Earnings Code</u>	<u>Description</u>	<u>Total Earnings</u>	<u>Total Hours</u>
---------------	-------------	--------------------	---------------------------	-------------------------	-----------------	------------------	--------------------	--------------------	----------------------	--------------------	-----------------------	--------------------



Earnings-Totals by Pay Code

Employee Detail

From/Thru Check Date: 01-SEP-2019 to 30-AUG-2020

Report Parameters: Group , MA , BU 02565, Dept , Jobcode

ErnCd:


Job Function:

Job Family:

Job Sub Func:

Confidential Material Protected under WAC 480-07-160

<u>Emplid</u>	<u>Name</u>	<u>Empl Status</u>	<u>Original Hire Date</u>	<u>Termination Date</u>	<u>Job Code</u>	<u>Job Title</u>	<u>Annual Rate</u>	<u>GL Pay Type</u>	<u>Earnings Code</u>	<u>Description</u>	<u>Total Earnings</u>	<u>Total Hours</u>
---------------	-------------	--------------------	---------------------------	-------------------------	-----------------	------------------	--------------------	--------------------	----------------------	--------------------	-----------------------	--------------------



Earnings-Totals by Pay Code

Employee Detail

From/Thru Check Date: 01-SEP-2019 to 30-AUG-2020

Report Parameters: Group , MA , BU 02565, Dept , Jobcode

ErnCd:


Job Function:

Job Family:

Job Sub Func:

Confidential Material Protected under WAC 480-07-160

<u>Emplid</u>	<u>Name</u>	<u>Empl Status</u>	<u>Original Hire Date</u>	<u>Termination Date</u>	<u>Job Code</u>	<u>Job Title</u>	<u>Annual Rate</u>	<u>GL Pay Type</u>	<u>Earnings Code</u>	<u>Description</u>	<u>Total Earnings</u>	<u>Total Hours</u>
---------------	-------------	--------------------	---------------------------	-------------------------	-----------------	------------------	--------------------	--------------------	----------------------	--------------------	-----------------------	--------------------



Earnings-Totals by Pay Code

Employee Detail

From/Thru Check Date: 01-SEP-2019 to 30-AUG-2020

Report Parameters: Group , MA , BU 02565, Dept , Jobcode

ErnCd:


Job Function:

Job Family:

Job Sub Func:

Confidential Material Protected under WAC 480-07-160

<u>Emplid</u>	<u>Name</u>	<u>Empl Status</u>	<u>Original Hire Date</u>	<u>Termination Date</u>	<u>Job Code</u>	<u>Job Title</u>	<u>Annual Rate</u>	<u>GL Pay Type</u>	<u>Earnings Code</u>	<u>Description</u>	<u>Total Earnings</u>	<u>Total Hours</u>
---------------	-------------	--------------------	---------------------------	-------------------------	-----------------	------------------	--------------------	--------------------	----------------------	--------------------	-----------------------	--------------------



Earnings-Totals by Pay Code

Employee Detail

From/Thru Check Date: 01-SEP-2019 to 30-AUG-2020

Report Parameters: Group , MA , BU 02565, Dept , Jobcode

ErnCd:


Job Function:

Job Family:

Job Sub Func:

Confidential Material Protected under WAC 480-07-160

<u>Emplid</u>	<u>Name</u>	<u>Empl Status</u>	<u>Original Hire Date</u>	<u>Termination Date</u>	<u>Job Code</u>	<u>Job Title</u>	<u>Annual Rate</u>	<u>GL Pay Type</u>	<u>Earnings Code</u>	<u>Description</u>	<u>Total Earnings</u>	<u>Total Hours</u>
---------------	-------------	--------------------	---------------------------	-------------------------	-----------------	------------------	--------------------	--------------------	----------------------	--------------------	-----------------------	--------------------



Earnings-Totals by Pay Code

Employee Detail

From/Thru Check Date: 01-SEP-2019 to 30-AUG-2020

Report Parameters: Group , MA , BU 02565, Dept , Jobcode

ErnCd:


Job Function:

Job Family:

Job Sub Func:

Confidential Material Protected under WAC 480-07-160

<u>Emplid</u>	<u>Name</u>	<u>Empl Status</u>	<u>Original Hire Date</u>	<u>Termination Date</u>	<u>Job Code</u>	<u>Job Title</u>	<u>Annual Rate</u>	<u>GL Pay Type</u>	<u>Earnings Code</u>	<u>Description</u>	<u>Total Earnings</u>	<u>Total Hours</u>
---------------	-------------	--------------------	---------------------------	-------------------------	-----------------	------------------	--------------------	--------------------	----------------------	--------------------	-----------------------	--------------------



Earnings-Totals by Pay Code

Employee Detail

From/Thru Check Date: 01-SEP-2019 to 30-AUG-2020

Report Parameters: Group , MA , BU 02565, Dept , Jobcode

ErnCd:


Job Function:

Job Family:

Job Sub Func:

Confidential Material Protected under WAC 480-07-160

<u>Emplid</u>	<u>Name</u>	<u>Empl Status</u>	<u>Original Hire Date</u>	<u>Termination Date</u>	<u>Job Code</u>	<u>Job Title</u>	<u>Annual Rate</u>	<u>GL Pay Type</u>	<u>Earnings Code</u>	<u>Description</u>	<u>Total Earnings</u>	<u>Total Hours</u>
---------------	-------------	--------------------	---------------------------	-------------------------	-----------------	------------------	--------------------	--------------------	----------------------	--------------------	-----------------------	--------------------



Earnings-Totals by Pay Code

Employee Detail

From/Thru Check Date: 01-SEP-2019 to 30-AUG-2020

Report Parameters: Group , MA , BU 02565, Dept , Jobcode

ErnCd:


Job Function:

Job Family:

Job Sub Func:

Confidential Material Protected under WAC 480-07-160

<u>Emplid</u>	<u>Name</u>	<u>Empl Status</u>	<u>Original Hire Date</u>	<u>Termination Date</u>	<u>Job Code</u>	<u>Job Title</u>	<u>Annual Rate</u>	<u>GL Pay Type</u>	<u>Earnings Code</u>	<u>Description</u>	<u>Total Earnings</u>	<u>Total Hours</u>
---------------	-------------	--------------------	---------------------------	-------------------------	-----------------	------------------	--------------------	--------------------	----------------------	--------------------	-----------------------	--------------------



Earnings-Totals by Pay Code

Employee Detail

From/Thru Check Date: 01-SEP-2019 to 30-AUG-2020

Report Parameters: Group , MA , BU 02565, Dept , Jobcode

ErnCd:


Job Function:

Job Family:

Job Sub Func:

Confidential Material Protected under WAC 480-07-160

<u>Emplid</u>	<u>Name</u>	<u>Empl Status</u>	<u>Original Hire Date</u>	<u>Termination Date</u>	<u>Job Code</u>	<u>Job Title</u>	<u>Annual Rate</u>	<u>GL Pay Type</u>	<u>Earnings Code</u>	<u>Description</u>	<u>Total Earnings</u>	<u>Total Hours</u>
---------------	-------------	--------------------	---------------------------	-------------------------	-----------------	------------------	--------------------	--------------------	----------------------	--------------------	-----------------------	--------------------



Earnings-Totals by Pay Code

Employee Detail

From/Thru Check Date: 01-SEP-2019 to 30-AUG-2020

Report Parameters: Group , MA , BU 02565, Dept , Jobcode

ErnCd:


Job Function:

Job Family:

Job Sub Func:

Confidential Material Protected under WAC 480-07-160

<u>Emplid</u>	<u>Name</u>	<u>Empl Status</u>	<u>Original Hire Date</u>	<u>Termination Date</u>	<u>Job Code</u>	<u>Job Title</u>	<u>Annual Rate</u>	<u>GL Pay Type</u>	<u>Earnings Code</u>	<u>Description</u>	<u>Total Earnings</u>	<u>Total Hours</u>
---------------	-------------	--------------------	---------------------------	-------------------------	-----------------	------------------	--------------------	--------------------	----------------------	--------------------	-----------------------	--------------------



Earnings-Totals by Pay Code

Employee Detail

From/Thru Check Date: 01-SEP-2019 to 30-AUG-2020

Report Parameters: Group , MA , BU 02565, Dept , Jobcode

ErnCd:

Job Function:

Job Family:

Job Sub Func:

Confidential Material Protected under WAC 480-07-160

<u>Emplid</u>	<u>Name</u>	<u>Empl Status</u>	<u>Original Hire Date</u>	<u>Termination Date</u>	<u>Job Code</u>	<u>Job Title</u>	<u>Annual Rate</u>	<u>GL Pay Type</u>	<u>Earnings Code</u>	<u>Description</u>	<u>Total Earnings</u>	<u>Total Hours</u>
---------------	-------------	--------------------	---------------------------	-------------------------	-----------------	------------------	--------------------	--------------------	----------------------	--------------------	-----------------------	--------------------



Earnings-Totals by Pay Code

Employee Detail

From/Thru Check Date: 01-SEP-2019 to 30-AUG-2020

Report Parameters: Group , MA , BU 02565, Dept , Jobcode

ErnCd:


Job Function:

Job Family:

Job Sub Func:

Confidential Material Protected under WAC 480-07-160

<u>Emplid</u>	<u>Name</u>	<u>Empl Status</u>	<u>Original Hire Date</u>	<u>Termination Date</u>	<u>Job Code</u>	<u>Job Title</u>	<u>Annual Rate</u>	<u>GL Pay Type</u>	<u>Earnings Code</u>	<u>Description</u>	<u>Total Earnings</u>	<u>Total Hours</u>
---------------	-------------	--------------------	---------------------------	-------------------------	-----------------	------------------	--------------------	--------------------	----------------------	--------------------	-----------------------	--------------------



Earnings-Totals by Pay Code

Employee Detail

From/Thru Check Date: 01-SEP-2019 to 30-AUG-2020

Report Parameters: Group , MA , BU 02565, Dept , Jobcode

ErnCd:


Job Function:

Job Family:

Job Sub Func:

Confidential Material Protected under WAC 480-07-160

<u>Emplid</u>	<u>Name</u>	<u>Empl Status</u>	<u>Original Hire Date</u>	<u>Termination Date</u>	<u>Job Code</u>	<u>Job Title</u>	<u>Annual Rate</u>	<u>GL Pay Type</u>	<u>Earnings Code</u>	<u>Description</u>	<u>Total Earnings</u>	<u>Total Hours</u>
---------------	-------------	--------------------	---------------------------	-------------------------	-----------------	------------------	--------------------	--------------------	----------------------	--------------------	-----------------------	--------------------



Earnings-Totals by Pay Code

Employee Detail

From/Thru Check Date: 01-SEP-2019 to 30-AUG-2020

Report Parameters: Group , MA , BU 02565, Dept , Jobcode

ErnCd:


Job Function:

Job Family:

Job Sub Func:

Confidential Material Protected under WAC 480-07-160

<u>Emplid</u>	<u>Name</u>	<u>Empl Status</u>	<u>Original Hire Date</u>	<u>Termination Date</u>	<u>Job Code</u>	<u>Job Title</u>	<u>Annual Rate</u>	<u>GL Pay Type</u>	<u>Earnings Code</u>	<u>Description</u>	<u>Total Earnings</u>	<u>Total Hours</u>
---------------	-------------	--------------------	---------------------------	-------------------------	-----------------	------------------	--------------------	--------------------	----------------------	--------------------	-----------------------	--------------------



Earnings-Totals by Pay Code

Employee Detail

From/Thru Check Date: 01-SEP-2019 to 30-AUG-2020

Report Parameters: Group , MA , BU 02565, Dept , Jobcode

ErnCd:


Job Function:

Job Family:

Job Sub Func:

Confidential Material Protected under WAC 480-07-160

<u>Emplid</u>	<u>Name</u>	<u>Empl Status</u>	<u>Original Hire Date</u>	<u>Termination Date</u>	<u>Job Code</u>	<u>Job Title</u>	<u>Annual Rate</u>	<u>GL Pay Type</u>	<u>Earnings Code</u>	<u>Description</u>	<u>Total Earnings</u>	<u>Total Hours</u>
---------------	-------------	--------------------	---------------------------	-------------------------	-----------------	------------------	--------------------	--------------------	----------------------	--------------------	-----------------------	--------------------



Earnings-Totals by Pay Code

Employee Detail

From/Thru Check Date: 01-SEP-2019 to 30-AUG-2020

Report Parameters: Group , MA , BU 02565, Dept , Jobcode

ErnCd:


Job Function:

Job Family:

Job Sub Func:

Confidential Material Protected under WAC 480-07-160

<u>Emplid</u>	<u>Name</u>	<u>Empl Status</u>	<u>Original Hire Date</u>	<u>Termination Date</u>	<u>Job Code</u>	<u>Job Title</u>	<u>Annual Rate</u>	<u>GL Pay Type</u>	<u>Earnings Code</u>	<u>Description</u>	<u>Total Earnings</u>	<u>Total Hours</u>
---------------	-------------	--------------------	---------------------------	-------------------------	-----------------	------------------	--------------------	--------------------	----------------------	--------------------	-----------------------	--------------------



Earnings-Totals by Pay Code

Employee Detail

From/Thru Check Date: 01-SEP-2019 to 30-AUG-2020

Report Parameters: Group , MA , BU 02565, Dept , Jobcode

ErnCd:


Job Function:

Job Family:

Job Sub Func:

Confidential Material Protected under WAC 480-07-160

<u>Emplid</u>	<u>Name</u>	<u>Empl Status</u>	<u>Original Hire Date</u>	<u>Termination Date</u>	<u>Job Code</u>	<u>Job Title</u>	<u>Annual Rate</u>	<u>GL Pay Type</u>	<u>Earnings Code</u>	<u>Description</u>	<u>Total Earnings</u>	<u>Total Hours</u>
---------------	-------------	--------------------	---------------------------	-------------------------	-----------------	------------------	--------------------	--------------------	----------------------	--------------------	-----------------------	--------------------



Earnings-Totals by Pay Code

Employee Detail

From/Thru Check Date: 01-SEP-2019 to 30-AUG-2020

Report Parameters: Group , MA , BU 02565, Dept , Jobcode

ErnCd:


Job Function:

Job Family:

Job Sub Func:

Confidential Material Protected under WAC 480-07-160

<u>Emplid</u>	<u>Name</u>	<u>Empl Status</u>	<u>Original Hire Date</u>	<u>Termination Date</u>	<u>Job Code</u>	<u>Job Title</u>	<u>Annual Rate</u>	<u>GL Pay Type</u>	<u>Earnings Code</u>	<u>Description</u>	<u>Total Earnings</u>	<u>Total Hours</u>
---------------	-------------	--------------------	---------------------------	-------------------------	-----------------	------------------	--------------------	--------------------	----------------------	--------------------	-----------------------	--------------------



Earnings-Totals by Pay Code

Employee Detail

From/Thru Check Date: 01-SEP-2019 to 30-AUG-2020

Report Parameters: Group , MA , BU 02565, Dept , Jobcode

ErnCd:


Job Function:

Job Family:

Job Sub Func:

Confidential Material Protected under WAC 480-07-160

<u>Emplid</u>	<u>Name</u>	<u>Empl Status</u>	<u>Original Hire Date</u>	<u>Termination Date</u>	<u>Job Code</u>	<u>Job Title</u>	<u>Annual Rate</u>	<u>GL Pay Type</u>	<u>Earnings Code</u>	<u>Description</u>	<u>Total Earnings</u>	<u>Total Hours</u>
---------------	-------------	--------------------	---------------------------	-------------------------	-----------------	------------------	--------------------	--------------------	----------------------	--------------------	-----------------------	--------------------



Earnings-Totals by Pay Code

Employee Detail

From/Thru Check Date: 01-SEP-2019 to 30-AUG-2020

Report Parameters: Group , MA , BU 02565, Dept , Jobcode

ErnCd:


Job Function:

Job Family:

Job Sub Func:

Confidential Material Protected under WAC 480-07-160

<u>Emplid</u>	<u>Name</u>	<u>Empl Status</u>	<u>Original Hire Date</u>	<u>Termination Date</u>	<u>Job Code</u>	<u>Job Title</u>	<u>Annual Rate</u>	<u>GL Pay Type</u>	<u>Earnings Code</u>	<u>Description</u>	<u>Total Earnings</u>	<u>Total Hours</u>
---------------	-------------	--------------------	---------------------------	-------------------------	-----------------	------------------	--------------------	--------------------	----------------------	--------------------	-----------------------	--------------------



Earnings-Totals by Pay Code

Employee Detail

From/Thru Check Date: 01-SEP-2019 to 30-AUG-2020

Report Parameters: Group , MA , BU 02565, Dept , Jobcode

ErnCd:


Job Function:

Job Family:

Job Sub Func:

Confidential Material Protected under WAC 480-07-160

<u>Emplid</u>	<u>Name</u>	<u>Empl Status</u>	<u>Original Hire Date</u>	<u>Termination Date</u>	<u>Job Code</u>	<u>Job Title</u>	<u>Annual Rate</u>	<u>GL Pay Type</u>	<u>Earnings Code</u>	<u>Description</u>	<u>Total Earnings</u>	<u>Total Hours</u>
---------------	-------------	--------------------	---------------------------	-------------------------	-----------------	------------------	--------------------	--------------------	----------------------	--------------------	-----------------------	--------------------



Earnings-Totals by Pay Code

Employee Detail

From/Thru Check Date: 01-SEP-2019 to 30-AUG-2020

Report Parameters: Group , MA , BU 02565, Dept , Jobcode

ErnCd:

Job Function:

Job Family:

Job Sub Func:

Confidential Material Protected under WAC 480-07-160

<u>Emplid</u>	<u>Name</u>	<u>Empl Status</u>	<u>Original Hire Date</u>	<u>Termination Date</u>	<u>Job Code</u>	<u>Job Title</u>	<u>Annual Rate</u>	<u>GL Pay Type</u>	<u>Earnings Code</u>	<u>Description</u>	<u>Total Earnings</u>	<u>Total Hours</u>
---------------	-------------	--------------------	---------------------------	-------------------------	-----------------	------------------	--------------------	--------------------	----------------------	--------------------	-----------------------	--------------------



Earnings-Totals by Pay Code

Employee Detail

From/Thru Check Date: 01-SEP-2019 to 30-AUG-2020

Report Parameters: Group , MA , BU 02565, Dept , Jobcode

ErnCd:


Job Function:

Job Family:

Job Sub Func:

Confidential Material Protected under WAC 480-07-160

<u>Emplid</u>	<u>Name</u>	<u>Empl Status</u>	<u>Original Hire Date</u>	<u>Termination Date</u>	<u>Job Code</u>	<u>Job Title</u>	<u>Annual Rate</u>	<u>GL Pay Type</u>	<u>Earnings Code</u>	<u>Description</u>	<u>Total Earnings</u>	<u>Total Hours</u>
---------------	-------------	--------------------	---------------------------	-------------------------	-----------------	------------------	--------------------	--------------------	----------------------	--------------------	-----------------------	--------------------



Earnings-Totals by Pay Code

Employee Detail

From/Thru Check Date: 01-SEP-2019 to 30-AUG-2020

Report Parameters: Group , MA , BU 02565, Dept , Jobcode

ErnCd:


Job Function:

Job Family:

Job Sub Func:

Confidential Material Protected under WAC 480-07-160

<u>Emplid</u>	<u>Name</u>	<u>Empl Status</u>	<u>Original Hire Date</u>	<u>Termination Date</u>	<u>Job Code</u>	<u>Job Title</u>	<u>Annual Rate</u>	<u>GL Pay Type</u>	<u>Earnings Code</u>	<u>Description</u>	<u>Total Earnings</u>	<u>Total Hours</u>
---------------	-------------	--------------------	---------------------------	-------------------------	-----------------	------------------	--------------------	--------------------	----------------------	--------------------	-----------------------	--------------------



Earnings-Totals by Pay Code

Employee Detail

From/Thru Check Date: 01-SEP-2019 to 30-AUG-2020

Report Parameters: Group , MA , BU 02565, Dept , Jobcode

ErnCd:


Job Function:

Job Family:

Job Sub Func:

Confidential Material Protected under WAC 480-07-160

<u>Emplid</u>	<u>Name</u>	<u>Empl Status</u>	<u>Original Hire Date</u>	<u>Termination Date</u>	<u>Job Code</u>	<u>Job Title</u>	<u>Annual Rate</u>	<u>GL Pay Type</u>	<u>Earnings Code</u>	<u>Description</u>	<u>Total Earnings</u>	<u>Total Hours</u>
---------------	-------------	--------------------	---------------------------	-------------------------	-----------------	------------------	--------------------	--------------------	----------------------	--------------------	-----------------------	--------------------



Earnings-Totals by Pay Code

Employee Detail

From/Thru Check Date: 01-SEP-2019 to 30-AUG-2020

Report Parameters: Group , MA , BU 02565, Dept , Jobcode

ErnCd:


Job Function:

Job Family:

Job Sub Func:

Confidential Material Protected under WAC 480-07-160

<u>Emplid</u>	<u>Name</u>	<u>Empl Status</u>	<u>Original Hire Date</u>	<u>Termination Date</u>	<u>Job Code</u>	<u>Job Title</u>	<u>Annual Rate</u>	<u>GL Pay Type</u>	<u>Earnings Code</u>	<u>Description</u>	<u>Total Earnings</u>	<u>Total Hours</u>
---------------	-------------	--------------------	---------------------------	-------------------------	-----------------	------------------	--------------------	--------------------	----------------------	--------------------	-----------------------	--------------------



Earnings-Totals by Pay Code

Employee Detail

From/Thru Check Date: 01-SEP-2019 to 30-AUG-2020

Report Parameters: Group , MA , BU 02565, Dept , Jobcode

ErnCd:


Job Function:

Job Family:

Job Sub Func:

Confidential Material Protected under WAC 480-07-160

<u>Emplid</u>	<u>Name</u>	<u>Empl Status</u>	<u>Original Hire Date</u>	<u>Termination Date</u>	<u>Job Code</u>	<u>Job Title</u>	<u>Annual Rate</u>	<u>GL Pay Type</u>	<u>Earnings Code</u>	<u>Description</u>	<u>Total Earnings</u>	<u>Total Hours</u>
---------------	-------------	--------------------	---------------------------	-------------------------	-----------------	------------------	--------------------	--------------------	----------------------	--------------------	-----------------------	--------------------



Earnings-Totals by Pay Code

Employee Detail

From/Thru Check Date: 01-SEP-2019 to 30-AUG-2020

Report Parameters: Group , MA , BU 02565, Dept , Jobcode

ErnCd:

Job Function:

Job Family:

Job Sub Func:

Confidential Material Protected under WAC 480-07-160

<u>Emplid</u>	<u>Name</u>	<u>Empl Status</u>	<u>Original Hire Date</u>	<u>Termination Date</u>	<u>Job Code</u>	<u>Job Title</u>	<u>Annual Rate</u>	<u>GL Pay Type</u>	<u>Earnings Code</u>	<u>Description</u>	<u>Total Earnings</u>	<u>Total Hours</u>
---------------	-------------	--------------------	---------------------------	-------------------------	-----------------	------------------	--------------------	--------------------	----------------------	--------------------	-----------------------	--------------------



Earnings-Totals by Pay Code

Employee Detail

From/Thru Check Date: 01-SEP-2019 to 30-AUG-2020

Report Parameters: Group , MA , BU 02565, Dept , Jobcode

ErnCd:


Job Function:

Job Family:

Job Sub Func:

Confidential Material Protected under WAC 480-07-160

<u>Emplid</u>	<u>Name</u>	<u>Empl Status</u>	<u>Original Hire Date</u>	<u>Termination Date</u>	<u>Job Code</u>	<u>Job Title</u>	<u>Annual Rate</u>	<u>GL Pay Type</u>	<u>Earnings Code</u>	<u>Description</u>	<u>Total Earnings</u>	<u>Total Hours</u>
---------------	-------------	--------------------	---------------------------	-------------------------	-----------------	------------------	--------------------	--------------------	----------------------	--------------------	-----------------------	--------------------



Earnings-Totals by Pay Code

Employee Detail

From/Thru Check Date: 01-SEP-2019 to 30-AUG-2020

Report Parameters: Group , MA , BU 02565, Dept , Jobcode

ErnCd:


Job Function:

Job Family:

Job Sub Func:

Confidential Material Protected under WAC 480-07-160

<u>Emplid</u>	<u>Name</u>	<u>Empl Status</u>	<u>Original Hire Date</u>	<u>Termination Date</u>	<u>Job Code</u>	<u>Job Title</u>	<u>Annual Rate</u>	<u>GL Pay Type</u>	<u>Earnings Code</u>	<u>Description</u>	<u>Total Earnings</u>	<u>Total Hours</u>
---------------	-------------	--------------------	---------------------------	-------------------------	-----------------	------------------	--------------------	--------------------	----------------------	--------------------	-----------------------	--------------------



Earnings-Totals by Pay Code

Employee Detail

From/Thru Check Date: 01-SEP-2019 to 30-AUG-2020

Report Parameters: Group , MA , BU 02565, Dept , Jobcode

ErnCd:


Job Function:

Job Family:

Job Sub Func:

Confidential Material Protected under WAC 480-07-160

<u>Emplid</u>	<u>Name</u>	<u>Empl Status</u>	<u>Original Hire Date</u>	<u>Termination Date</u>	<u>Job Code</u>	<u>Job Title</u>	<u>Annual Rate</u>	<u>GL Pay Type</u>	<u>Earnings Code</u>	<u>Description</u>	<u>Total Earnings</u>	<u>Total Hours</u>
---------------	-------------	--------------------	---------------------------	-------------------------	-----------------	------------------	--------------------	--------------------	----------------------	--------------------	-----------------------	--------------------



Earnings-Totals by Pay Code

Employee Detail

From/Thru Check Date: 01-SEP-2019 to 30-AUG-2020

Report Parameters: Group , MA , BU 02565, Dept , Jobcode

ErnCd:


Job Function:

Job Family:

Job Sub Func:

Confidential Material Protected under WAC 480-07-160

<u>Emplid</u>	<u>Name</u>	<u>Empl Status</u>	<u>Original Hire Date</u>	<u>Termination Date</u>	<u>Job Code</u>	<u>Job Title</u>	<u>Annual Rate</u>	<u>GL Pay Type</u>	<u>Earnings Code</u>	<u>Description</u>	<u>Total Earnings</u>	<u>Total Hours</u>
---------------	-------------	--------------------	---------------------------	-------------------------	-----------------	------------------	--------------------	--------------------	----------------------	--------------------	-----------------------	--------------------



Earnings-Totals by Pay Code

Employee Detail

From/Thru Check Date: 01-SEP-2019 to 30-AUG-2020

Report Parameters: Group , MA , BU 02565, Dept , Jobcode

ErnCd:


Job Function:

Job Family:

Job Sub Func:

Confidential Material Protected under WAC 480-07-160

<u>Emplid</u>	<u>Name</u>	<u>Empl Status</u>	<u>Original Hire Date</u>	<u>Termination Date</u>	<u>Job Code</u>	<u>Job Title</u>	<u>Annual Rate</u>	<u>GL Pay Type</u>	<u>Earnings Code</u>	<u>Description</u>	<u>Total Earnings</u>	<u>Total Hours</u>
---------------	-------------	--------------------	---------------------------	-------------------------	-----------------	------------------	--------------------	--------------------	----------------------	--------------------	-----------------------	--------------------



Earnings-Totals by Pay Code

Employee Detail

From/Thru Check Date: 01-SEP-2019 to 30-AUG-2020

Report Parameters: Group , MA , BU 02565, Dept , Jobcode

ErnCd:

Job Function:

Job Family:

Job Sub Func:

Confidential Material Protected under WAC 480-07-160

<u>Emplid</u>	<u>Name</u>	<u>Empl Status</u>	<u>Original Hire Date</u>	<u>Termination Date</u>	<u>Job Code</u>	<u>Job Title</u>	<u>Annual Rate</u>	<u>GL Pay Type</u>	<u>Earnings Code</u>	<u>Description</u>	<u>Total Earnings</u>	<u>Total Hours</u>
---------------	-------------	--------------------	---------------------------	-------------------------	-----------------	------------------	--------------------	--------------------	----------------------	--------------------	-----------------------	--------------------



Earnings-Totals by Pay Code

Employee Detail

From/Thru Check Date: 01-SEP-2019 to 30-AUG-2020

Report Parameters: Group , MA , BU 02565, Dept , Jobcode

ErnCd:


Job Function:

Job Family:

Job Sub Func:

Confidential Material Protected under WAC 480-07-160

<u>Emplid</u>	<u>Name</u>	<u>Empl Status</u>	<u>Original Hire Date</u>	<u>Termination Date</u>	<u>Job Code</u>	<u>Job Title</u>	<u>Annual Rate</u>	<u>GL Pay Type</u>	<u>Earnings Code</u>	<u>Description</u>	<u>Total Earnings</u>	<u>Total Hours</u>
---------------	-------------	--------------------	---------------------------	-------------------------	-----------------	------------------	--------------------	--------------------	----------------------	--------------------	-----------------------	--------------------



Earnings-Totals by Pay Code

Employee Detail

From/Thru Check Date: 01-SEP-2019 to 30-AUG-2020

Report Parameters: Group , MA , BU 02565, Dept , Jobcode

ErnCd:

Job Function:

Job Family:

Job Sub Func:

Confidential Material Protected under WAC 480-07-160

<u>Emplid</u>	<u>Name</u>	<u>Empl Status</u>	<u>Original Hire Date</u>	<u>Termination Date</u>	<u>Job Code</u>	<u>Job Title</u>	<u>Annual Rate</u>	<u>GL Pay Type</u>	<u>Earnings Code</u>	<u>Description</u>	<u>Total Earnings</u>	<u>Total Hours</u>
---------------	-------------	--------------------	---------------------------	-------------------------	-----------------	------------------	--------------------	--------------------	----------------------	--------------------	-----------------------	--------------------



Earnings-Totals by Pay Code

Employee Detail

From/Thru Check Date: 01-SEP-2019 to 30-AUG-2020

Report Parameters: Group , MA , BU 02565, Dept , Jobcode

ErnCd:


Job Function:

Job Family:

Job Sub Func:

Confidential Material Protected under WAC 480-07-160

<u>Emplid</u>	<u>Name</u>	<u>Empl Status</u>	<u>Original Hire Date</u>	<u>Termination Date</u>	<u>Job Code</u>	<u>Job Title</u>	<u>Annual Rate</u>	<u>GL Pay Type</u>	<u>Earnings Code</u>	<u>Description</u>	<u>Total Earnings</u>	<u>Total Hours</u>
---------------	-------------	--------------------	---------------------------	-------------------------	-----------------	------------------	--------------------	--------------------	----------------------	--------------------	-----------------------	--------------------



Earnings-Totals by Pay Code

Employee Detail

From/Thru Check Date: 01-SEP-2019 to 30-AUG-2020

Report Parameters: Group , MA , BU 02565, Dept , Jobcode

ErnCd:


Job Function:

Job Family:

Job Sub Func:

Confidential Material Protected under WAC 480-07-160

<u>Emplid</u>	<u>Name</u>	<u>Empl Status</u>	<u>Original Hire Date</u>	<u>Termination Date</u>	<u>Job Code</u>	<u>Job Title</u>	<u>Annual Rate</u>	<u>GL Pay Type</u>	<u>Earnings Code</u>	<u>Description</u>	<u>Total Earnings</u>	<u>Total Hours</u>
---------------	-------------	--------------------	---------------------------	-------------------------	-----------------	------------------	--------------------	--------------------	----------------------	--------------------	-----------------------	--------------------



Earnings-Totals by Pay Code

Employee Detail

From/Thru Check Date: 01-SEP-2019 to 30-AUG-2020

Report Parameters: Group , MA , BU 02565, Dept , Jobcode

ErnCd:

Job Function:

Job Family:

Job Sub Func:

Confidential Material Protected under WAC 480-07-160

<u>Emplid</u>	<u>Name</u>	<u>Empl Status</u>	<u>Original Hire Date</u>	<u>Termination Date</u>	<u>Job Code</u>	<u>Job Title</u>	<u>Annual Rate</u>	<u>GL Pay Type</u>	<u>Earnings Code</u>	<u>Description</u>	<u>Total Earnings</u>	<u>Total Hours</u>
---------------	-------------	--------------------	---------------------------	-------------------------	-----------------	------------------	--------------------	--------------------	----------------------	--------------------	-----------------------	--------------------



2 3 4 5 6 7

South

	<u>Seattle</u>	<u>Sound</u>
Washington Op Cost	23.1%	9.1%
Total Ops Cost Excluding Landfills	12.9%	5.0%
Services	14.5%	5.2%
Revenue	7.4%	4.3%
Not Allocated	0	

Confidential Material Protected under WAC 480-07-160

12,048,760.41 63,676,508.00 147,135.00 75,872,403.41

29,956,796.40

		Actual	Actual	Actual		
		Dec-19	YTD Dec, 2019	YTD Dec, 2019		Actual
		B.Commercial	B.Residential	B.Industrial		YTD Dec, 2019
		Total Yards [CC]	Total Homes Serviced [RC]	Total Equivalent Hauls [IC]		All Products
						All Products
						Total Operating Costs
						Total Operating Revenue
K00133 WM of Pacific Northwest BC	United States					
02804 Frac Tank Rental - Washington	United States					
00708 PNW MA Office-British Columbia	United States					
02947 WM Healthcare Hauling	United States					
02948 WM Healthcare Processing	United States					
01913 WM of Alaska MA Office	United States					
02590 WM of Pacific Northwest BC	United States					
02989 WM Oregon Healthcare Solutions	United States					
04815 WM Oregon Healthcare Processin	United States					
00634 Interior British Columbia	United States					
00602 Vancouver Hauling	United States					
00621 Vancouver Island	United States					
00622 Prince George Hauling	United States					
00744 Sechelt Hauling	United States					
00745 Revelstoke Hauling	United States					
00739 British Columbia Transfer Stat	United States					
00743 Sechelt MRF	United States					
00029 Brem Air Disposal	United States					
01391 Eastmont Transfer Station	United States					
02909 Olympic View Transfer Station	United States					
01805 Peninsula PA Recycling	United States					
01809 RNW Auburn Recycling	United States					
02565 WM - Seattle	United States					
02677 WM North Sound	United States					
04968 WM of Marysville	United States					
00043 WM of Skagit	United States					
02679 WM SnoKing	United States					
01055 WM South Sound	United States					
04802 Duwamish Offloading Operations	United States					
01514 Columbia County Hauling	United States					
01981 Columbia County Transfer Stn	United States					
01807 Ellensburg Recycling	United States					
01983 Forest Grove Transfer Station	United States					
02904 Kennewick Transfer Station	United States					
01960 Kittitas Transfer Station	United States					
01569 Klamath Falls	United States					
02882 Newberg Hauling	United States					
02883 Newberg Transfer and MRF	United States					
01982 Troutdale Transfer Station	United States					
01819 Waste Management of Kennewick	United States					
01574 Waste Management of Oregon	United States					
01827 Waste Management of Sandpoint	United States					
01961 Wenatchee Transfer Station	United States					
01826 WM of Coeur dAlene	United States					
01815 WM of Ellensburg	United States					
04747 Aloha Disposal	United States					
01588 WM of Oregon-Washington County	United States					
02681 WM of Spokane	United States					
02674 WM of Wenatchee	United States					
04841 North Sound Transfer Station	United States					
02372 Columbia Ridge WMWA	United States					
00599 Capitol Disposal	United States					
02236 Chem Waste Arlington	United States					
02588 Columbia Ridge Landfill	United States					
01518 Graham Road Landfill	United States					
01048 Greater Wenatchee Regional LF	United States					
01515 Hillsboro Landfill	United States					
01509 Riverbend Landfill	United States					
04975 Bluebird Recycling Inc	United States					
01808 Cascade Recycling Center	United States					
04959 JMK Fibers	United States					
02968 Spokane Material & Recycling T	United States					
04973 Spokane Recycling Products	United States					
01516 Tualatin Valley Waste Recovery	United States					
02958 WM Glacier Processing and Rcov	United States					
04836 CWM National Environmental Sol	United States					
04837 CWM Environmental Solutions	United States					

Confidential Material Protected under WAC 480-07-160

Row Labels	Sum of Ending Balance
Kirkland	
Accounting	
Customer Service	
Disposal Operations Support	
Engineering & LFG Ops Program	
Environmental Protection Pgm	
Executive	
Government Affairs	
HR Labor Relations	
Operations Improvement	
Safety	
Sales Operations	
Sales-Manufacturing-Industrial	
Market Area Seattle	
Engineering & LFG Ops Program	
Environmental Protection Pgm	
Executive	
Government Affairs	
Safety	
Sales Operations	
Newberg Container	
Operations Improvement	
Oak Harbor	
Government Affairs	
HR Labor Relations	
Sales Operations	
Portland	
Customer Service	
Disposal Operations Support	
Engineering & LFG Ops Program	
Environmental Protection Pgm	
Executive	
Government Affairs	
HR Labor Relations	
Operations Improvement	
Safety	
Sales Operations	
Sales-Manufacturing-Industrial	
Grand Total	

ZGLS7013 -- Statutory Trial Balance
 02590--WM of Pacific Northwest BC
 ACTUALS--Actuals
 As of Year 2019 Period 1 through 12
 Adjustment Period

Confidential Material Protected under WAC 480-07-160

<u>Account</u>	<u>Description</u>	<u>Department</u>	<u>Oper Unit</u>	<u>Product</u>	<u>Affiliate</u>	<u>Project</u>	<u>Beginning Balance</u>	<u>Activity</u>	<u>Ending Balance</u>	<u>Grouping</u>	<u>Area</u>
509500	Municipal Franchise Fees	500		9900			0				
510510	Wages - Salaried Operations	700		9011			0				
510510	Wages - Salaried Operations	700		9900			0				
510510	Wages - Salaried Operations	700		9946			0				
510510	Wages - Salaried Operations	700		9947			0				
510510	Wages - Salaried Operations	700	02	9011			0				
510510	Wages - Salaried Operations	700	02	9921			0				
510510	Wages - Salaried Operations	700	02	9946			0				
510510	Wages - Salaried Operations	700	03	9004			0				
511010	Wages - Hourly Operations	700		9947			0				
511010	Wages - Hourly Operations	700	02	9921			0				
511510	Wages - Overtime Operations	700		9947			0				
511510	Wages - Overtime Operations	700	02	9921			0				
512010	Wages - Bonus Operations	700		9011			0				
512010	Wages - Bonus Operations	700		9900			0				
512010	Wages - Bonus Operations	700		9947			0				
512010	Wages - Bonus Operations	700	02	9011			0				
512010	Wages - Bonus Operations	700	02	9921			0				
512010	Wages - Bonus Operations	700	02	9946			0				
512010	Wages - Bonus Operations	700	03	9004			0				
512610	Wages - Other Comp Ops	700		9900			0				
512610	Wages - Other Comp Ops	700		9947			0				
512610	Wages - Other Comp Ops	700	02	9011			0				
512610	Wages - Other Comp Ops	700	02	9921			0				
512610	Wages - Other Comp Ops	700	02	9946			0				
512610	Wages - Other Comp Ops	700	03	9004			0				
512710	Wages - Comp Absences Ops	700		9921			0				
512710	Wages - Comp Absences Ops	700		9946			0				
512710	Wages - Comp Absences Ops	700		9947			0				
512710	Wages - Comp Absences Ops	700	02	9921			0				
512710	Wages - Comp Absences Ops	700	02	9947			0				
512810	Wages - Vacation Ops	700	02	9921			0				
513000	Group Insurance - WMI	700		9011			0				
513000	Group Insurance - WMI	700		9900			0				
513000	Group Insurance - WMI	700		9946			0				
513000	Group Insurance - WMI	700		9947			0				
513000	Group Insurance - WMI	700	02	9011			0				
513000	Group Insurance - WMI	700	02	9921			0				
513000	Group Insurance - WMI	700	02	9946			0				
513000	Group Insurance - WMI	700	03	9004			0				
513100	Workers Compensation - Premium	700		9900			0				
513100	Workers Compensation - Premium	700		9921			0				
513100	Workers Compensation - Premium	700		9947			0				
513100	Workers Compensation - Premium	700	02	9011			0				
513100	Workers Compensation - Premium	700	02	9900			0				
513100	Workers Compensation - Premium	700	02	9921			0				
513100	Workers Compensation - Premium	700	02	9946			0				
513100	Workers Compensation - Premium	700	03	9004			0				
514000	Employer 401K Matching	700		9011			0				
514000	Employer 401K Matching	700		9900			0				
514000	Employer 401K Matching	700		9946			0				

ZGLS7013 -- Statutory Trial Balance
 02590--WM of Pacific Northwest BC
 ACTUALS--Actuals
 As of Year 2019 Period 1 through 12
 Adjustment Period

Confidential Material Protected under WAC 480-07-160

<u>Account</u>	<u>Description</u>	<u>Department</u>	<u>Oper Unit</u>	<u>Product</u>	<u>Affiliate</u>	<u>Project</u>	<u>Beginning Balance</u>	<u>Activity</u>	<u>Ending Balance</u>	<u>Grouping</u>	<u>Area</u>
514000	Employer 401K Matching	700		9947			0				
514000	Employer 401K Matching	700	02	9011			0				
514000	Employer 401K Matching	700	02	9921			0				
514000	Employer 401K Matching	700	02	9946			0				
514000	Employer 401K Matching	700	03	9004			0				
514300	Safety Program Expense	700		9948			0				
515000	Payroll Tax Expense	700		9004			0				
515000	Payroll Tax Expense	700		9011			0				
515000	Payroll Tax Expense	700		9900			0				
515000	Payroll Tax Expense	700		9946			0				
515000	Payroll Tax Expense	700		9947			0				
515000	Payroll Tax Expense	700	02	9011			0				
515000	Payroll Tax Expense	700	02	9921			0				
515000	Payroll Tax Expense	700	02	9946			0				
515000	Payroll Tax Expense	700	03	9004			0				
518000	Employee Relocation Expense	700		9921			0				
518000	Employee Relocation Expense	700	02	9921			0				
518100	Employment Fees	700		9948			0				
518200	Employee & Community Activity	700		9900			0				
518200	Employee & Community Activity	700	02	9921			0				
518400	Uniforms	700		9011			0				
518400	Uniforms	700	02	9946			0				
521000	Parts Inventory Expense	700	02	9948			0				
523000	Building Maintenance	700	02	9900			0				
523000	Building Maintenance	700	02	9948			0				
530000	Taxes - Personal Property	700		9900			0				
530000	Taxes - Personal Property	700	02	9900			0				
530100	Taxes - Real Property	700		9900			0				
532000	Security	700	02	9900			0				
535000	Clear Diesel Fuel - On Hwy	700	02	9004			0				
564100	PC Expense	700		9907			0				
564100	PC Expense	700		9947			0				
564100	PC Expense	700	02	9946			0				
570200	Insurance - Building	600		9900			0				
570400	Insurance - General Liability	700		9900			0				
570400	Insurance - General Liability	700		9947			0				
570400	Insurance - General Liability	700	02	9011			0				
570400	Insurance - General Liability	700	02	9900			0				
570400	Insurance - General Liability	700	02	9921			0				
570400	Insurance - General Liability	700	02	9946			0				
570400	Insurance - General Liability	700	03	9004			0				
570500	Insurance - Umbrella	700		9900			0				
570500	Insurance - Umbrella	700		9921			0				
570500	Insurance - Umbrella	700		9947			0				
570500	Insurance - Umbrella	700	02	9011			0				
570500	Insurance - Umbrella	700	02	9900			0				
570500	Insurance - Umbrella	700	02	9921			0				
570500	Insurance - Umbrella	700	02	9946			0				
570500	Insurance - Umbrella	700	03	9004			0				
575000	Miscellaneous	700		9946			0				
575000	Miscellaneous	700		9947			0				

ZGL57013 -- Statutory Trial Balance
 02590--WM of Pacific Northwest BC
 ACTUALS--Actuals
 As of Year 2019 Period 1 through 12
 Adjustment Period

Confidential Material Protected under WAC 480-07-160

<u>Account</u>	<u>Description</u>	<u>Department</u>	<u>Oper Unit</u>	<u>Product</u>	<u>Affiliate</u>	<u>Project</u>	<u>Beginning Balance</u>	<u>Activity</u>	<u>Ending Balance</u>	<u>Grouping</u>	<u>Area</u>
575000	Miscellaneous	700	02	9004			0				
575000	Miscellaneous	700	02	9921			0				
575000	Miscellaneous	700	02	9948			0				
575000	Miscellaneous	700	04	9946			0				
576000	Postage	700		9947			0				
576000	Postage	700	02	9011			0				
576000	Postage	700	04	9946			0				
581100	Seminars & Education	700	02	9004			0				
581300	Training Expense	700		9900			0				
581300	Training Expense	700		9947			0				
581300	Training Expense	700		9948			0				
582000	Office Supplies	700		9946			0				
582000	Office Supplies	700		9947			0				
582000	Office Supplies	700	02	9004			0				
582000	Office Supplies	700	02	9921			0				
582000	Office Supplies	700	02	9948			0				
582900	Other Supplies	700		9946			0				
582900	Other Supplies	700		9947			0				
582900	Other Supplies	700	02	9946			0				
584000	Telephone - Office	700		9004			0				
584100	Telephone - Mobile/Pager	700		9900			0				
584100	Telephone - Mobile/Pager	700		9946			0				
584100	Telephone - Mobile/Pager	700		9947			0				
584100	Telephone - Mobile/Pager	700	02	9004			0				
584100	Telephone - Mobile/Pager	700	02	9011			0				
584100	Telephone - Mobile/Pager	700	02	9921			0				
584100	Telephone - Mobile/Pager	700	02	9946			0				
584100	Telephone - Mobile/Pager	700	03	9004			0				
584200	Specialized Operations Equipmt	700		9900			0				
584200	Specialized Operations Equipmt	700	02	9921			0				
584200	Specialized Operations Equipmt	700	02	9948			0				
585000	Travel - Auto	700		9011			0				
585000	Travel - Auto	700		9900			0				
585000	Travel - Auto	700		9946			0				
585000	Travel - Auto	700		9947			0				
585000	Travel - Auto	700	02	9004			0				
585000	Travel - Auto	700	02	9011			0				
585000	Travel - Auto	700	02	9921			0				
585000	Travel - Auto	700	02	9946			0				
585000	Travel - Auto	700	02	9948			0				
585000	Travel - Auto	700	03	9004			0				
585000	Travel - Auto	700	04	9946			0				
585100	Travel - Airlines	700		9900			0				
585100	Travel - Airlines	700		9946			0				
585100	Travel - Airlines	700		9947			0				
585100	Travel - Airlines	700	02	9004			0				
585100	Travel - Airlines	700	02	9921			0				
585100	Travel - Airlines	700	02	9946			0				
585100	Travel - Airlines	700	04	9946			0				
585200	Travel - Meals	700		9946			0				
585200	Travel - Meals	700		9947			0				

ZGLS7013 -- Statutory Trial Balance
 02590--WM of Pacific Northwest BC
 ACTUALS--Actuals
 As of Year 2019 Period 1 through 12
 Adjustment Period

Confidential Material Protected under WAC 480-07-160

<u>Account</u>	<u>Description</u>	<u>Department</u>	<u>Oper Unit</u>	<u>Product</u>	<u>Affiliate</u>	<u>Project</u>	<u>Beginning Balance</u>	<u>Activity</u>	<u>Ending Balance</u>	<u>Grouping</u>	<u>Area</u>
585200	Travel - Meals	700	02	9004			0				
585200	Travel - Meals	700	02	9011			0				
585200	Travel - Meals	700	02	9921			0				
585200	Travel - Meals	700	02	9946			0				
585200	Travel - Meals	700	03	9004			0				
585200	Travel - Meals	700	04	9946			0				
585300	Travel - Lodging	700		9900			0				
585300	Travel - Lodging	700		9946			0				
585300	Travel - Lodging	700		9947			0				
585300	Travel - Lodging	700	02	9004			0				
585300	Travel - Lodging	700	02	9011			0				
585300	Travel - Lodging	700	02	9921			0				
585300	Travel - Lodging	700	02	9946			0				
585300	Travel - Lodging	700	02	9948			0				
585300	Travel - Lodging	700	03	9004			0				
585300	Travel - Lodging	700	04	9946			0				
585600	Travel - Other	700		9900			0				
585600	Travel - Other	700		9946			0				
585600	Travel - Other	700	02	9921			0				
585700	Entertainment	700		9947			0				
585700	Entertainment	700	03	9004			0				
585900	Meals	700		9900			0				
585900	Meals	700		9947			0				
585900	Meals	700	02	9004			0				
585900	Meals	700	02	9011			0				
585900	Meals	700	02	9921			0				
585900	Meals	700	02	9948			0				
598000	Allocation out	700		9004			0				
598000	Allocation out	700		9921			0				
598100	Allocation in	700		9004			0				
598100	Allocation in	700		9921			0				
610510	Wages - Salaried G&A	800		9002			0				
610510	Wages - Salaried G&A	800		9025			0				
610510	Wages - Salaried G&A	800		9900			0				
610510	Wages - Salaried G&A	800		9901			0				
610510	Wages - Salaried G&A	800		9907			0				
610510	Wages - Salaried G&A	800	02	9002			0				
610510	Wages - Salaried G&A	800	02	9025			0				
610510	Wages - Salaried G&A	800	02	9900			0				
610510	Wages - Salaried G&A	800	02	9907			0				
610510	Wages - Salaried G&A	900		9011			0				
610510	Wages - Salaried G&A	900		9900			0				
610510	Wages - Salaried G&A	900		9901			0				
610510	Wages - Salaried G&A	900		9907			0				
610510	Wages - Salaried G&A	900		9946			0				
610510	Wages - Salaried G&A	900		9948			0				
610510	Wages - Salaried G&A	900		9979			0				
610510	Wages - Salaried G&A	900	02	9004			0				
610510	Wages - Salaried G&A	900	02	9011			0				
610510	Wages - Salaried G&A	900	02	9900			0				
610510	Wages - Salaried G&A	900	02	9907			0				

ZGLS7013 -- Statutory Trial Balance
 02590--WM of Pacific Northwest BC
 ACTUALS--Actuals
 As of Year 2019 Period 1 through 12
 Adjustment Period

Confidential Material Protected under WAC 480-07-160

<u>Account</u>	<u>Description</u>	<u>Department</u>	<u>Oper Unit</u>	<u>Product</u>	<u>Affiliate</u>	<u>Project</u>	<u>Beginning Balance</u>	<u>Activity</u>	<u>Ending Balance</u>	<u>Grouping</u>	<u>Area</u>
610510	Wages - Salaried G&A	900	02	9946			0				
610510	Wages - Salaried G&A	900	02	9948			0				
610510	Wages - Salaried G&A	900	02	9979			0				
610510	Wages - Salaried G&A	900	03	9004			0				
611010	Wages - Hourly G&A	800		9002			0				
611010	Wages - Hourly G&A	800		9025			0				
611010	Wages - Hourly G&A	800		9901			0				
611010	Wages - Hourly G&A	800	01	9002			0				
611010	Wages - Hourly G&A	800	02	9002			0				
611010	Wages - Hourly G&A	800	02	9025			0				
611010	Wages - Hourly G&A	800	02	9921			0				
611010	Wages - Hourly G&A	900		9900			0				
611010	Wages - Hourly G&A	900		9901			0				
611010	Wages - Hourly G&A	900		9907			0				
611010	Wages - Hourly G&A	900	02	9900			0				
611010	Wages - Hourly G&A	900	02	9921			0				
611010	Wages - Hourly G&A	900	02	9948			0				
611010	Wages - Hourly G&A	900	02	9979			0				
611510	Wages - Overtime G&A	800		9002			0				
611510	Wages - Overtime G&A	800		9025			0				
611510	Wages - Overtime G&A	800		9901			0				
611510	Wages - Overtime G&A	800	01	9002			0				
611510	Wages - Overtime G&A	800	02	9002			0				
611510	Wages - Overtime G&A	800	02	9025			0				
611510	Wages - Overtime G&A	800	02	9921			0				
611510	Wages - Overtime G&A	900		9900			0				
611510	Wages - Overtime G&A	900		9901			0				
611510	Wages - Overtime G&A	900		9907			0				
611510	Wages - Overtime G&A	900	02	9900			0				
611510	Wages - Overtime G&A	900	02	9921			0				
611510	Wages - Overtime G&A	900	02	9948			0				
611510	Wages - Overtime G&A	900	02	9979			0				
612010	Wages - Bonus G&A	800		9002			0				
612010	Wages - Bonus G&A	800		9025			0				
612010	Wages - Bonus G&A	800		9900			0				
612010	Wages - Bonus G&A	800		9901			0				
612010	Wages - Bonus G&A	800		9907			0				
612010	Wages - Bonus G&A	800	02	9002			0				
612010	Wages - Bonus G&A	800	02	9900			0				
612010	Wages - Bonus G&A	800	02	9907			0				
612010	Wages - Bonus G&A	900		9011			0				
612010	Wages - Bonus G&A	900		9900			0				
612010	Wages - Bonus G&A	900		9901			0				
612010	Wages - Bonus G&A	900		9907			0				
612010	Wages - Bonus G&A	900		9946			0				
612010	Wages - Bonus G&A	900		9948			0				
612010	Wages - Bonus G&A	900		9979			0				
612010	Wages - Bonus G&A	900	02	9004			0				
612010	Wages - Bonus G&A	900	02	9011			0				
612010	Wages - Bonus G&A	900	02	9900			0				
612010	Wages - Bonus G&A	900	02	9907			0				

ZGLS7013 -- Statutory Trial Balance
 02590--WM of Pacific Northwest BC
 ACTUALS--Actuals
 As of Year 2019 Period 1 through 12
 Adjustment Period

Confidential Material Protected under WAC 480-07-160

<u>Account</u>	<u>Description</u>	<u>Department</u>	<u>Oper Unit</u>	<u>Product</u>	<u>Affiliate</u>	<u>Project</u>	<u>Beginning Balance</u>	<u>Activity</u>	<u>Ending Balance</u>	<u>Grouping</u>	<u>Area</u>
612010	Wages - Bonus G&A	900	02	9946			0				
612010	Wages - Bonus G&A	900	02	9948			0				
612010	Wages - Bonus G&A	900	02	9979			0				
612010	Wages - Bonus G&A	900	03	9004			0				
612510	Wages - Commissions G&A	800		9002			0				
612510	Wages - Commissions G&A	800		9025			0				
612510	Wages - Commissions G&A	800	02	9002			0				
612510	Wages - Commissions G&A	800	02	9025			0				
612510	Wages - Commissions G&A	900		9907			0				
612590	Wages - Commissions Other	800		9002			0				
612595	Amort - Deferred Commissions	800		9002			0				
612610	Wages - Other Comp G&A	800		9002			0				
612610	Wages - Other Comp G&A	800		9025			0				
612610	Wages - Other Comp G&A	800		9900			0				
612610	Wages - Other Comp G&A	800		9901			0				
612610	Wages - Other Comp G&A	800		9907			0				
612610	Wages - Other Comp G&A	800	01	9002			0				
612610	Wages - Other Comp G&A	800	02	9002			0				
612610	Wages - Other Comp G&A	800	02	9025			0				
612610	Wages - Other Comp G&A	800	02	9900			0				
612610	Wages - Other Comp G&A	800	02	9907			0				
612610	Wages - Other Comp G&A	800	02	9921			0				
612610	Wages - Other Comp G&A	900		9011			0				
612610	Wages - Other Comp G&A	900		9900			0				
612610	Wages - Other Comp G&A	900		9901			0				
612610	Wages - Other Comp G&A	900		9907			0				
612610	Wages - Other Comp G&A	900		9946			0				
612610	Wages - Other Comp G&A	900		9948			0				
612610	Wages - Other Comp G&A	900		9979			0				
612610	Wages - Other Comp G&A	900	02	9004			0				
612610	Wages - Other Comp G&A	900	02	9011			0				
612610	Wages - Other Comp G&A	900	02	9900			0				
612610	Wages - Other Comp G&A	900	02	9907			0				
612610	Wages - Other Comp G&A	900	02	9921			0				
612610	Wages - Other Comp G&A	900	02	9946			0				
612610	Wages - Other Comp G&A	900	02	9948			0				
612610	Wages - Other Comp G&A	900	02	9979			0				
612610	Wages - Other Comp G&A	900	03	9004			0				
612690	Wages - Other Comp Other	900		9002			0				
612690	Wages - Other Comp Other	900		9900			0				
612710	Wages - Comp Absences G&A	800		9002			0				
612710	Wages - Comp Absences G&A	800		9025			0				
612710	Wages - Comp Absences G&A	800		9901			0				
612710	Wages - Comp Absences G&A	800		9907			0				
612710	Wages - Comp Absences G&A	800	01	9002			0				
612710	Wages - Comp Absences G&A	800	02	9002			0				
612710	Wages - Comp Absences G&A	800	02	9025			0				
612710	Wages - Comp Absences G&A	800	02	9921			0				
612710	Wages - Comp Absences G&A	900		9002			0				
612710	Wages - Comp Absences G&A	900		9900			0				
612710	Wages - Comp Absences G&A	900		9901			0				

ZGL57013 -- Statutory Trial Balance
 02590--WM of Pacific Northwest BC
 ACTUALS--Actuals
 As of Year 2019 Period 1 through 12
 Adjustment Period

Confidential Material Protected under WAC 480-07-160

<u>Account</u>	<u>Description</u>	<u>Department</u>	<u>Oper Unit</u>	<u>Product</u>	<u>Affiliate</u>	<u>Project</u>	<u>Beginning Balance</u>	<u>Activity</u>	<u>Ending Balance</u>	<u>Grouping</u>	<u>Area</u>
612710	Wages - Comp Absences G&A	900		9907			0				
612710	Wages - Comp Absences G&A	900	02	9900			0				
612710	Wages - Comp Absences G&A	900	02	9921			0				
612710	Wages - Comp Absences G&A	900	02	9948			0				
612710	Wages - Comp Absences G&A	900	02	9979			0				
612810	Wages - Vacation G&A	800	02	9002			0				
613000	Group Insurance - WMI	800		9002			0				
613000	Group Insurance - WMI	800		9025			0				
613000	Group Insurance - WMI	800		9900			0				
613000	Group Insurance - WMI	800		9901			0				
613000	Group Insurance - WMI	800		9907			0				
613000	Group Insurance - WMI	800	01	9002			0				
613000	Group Insurance - WMI	800	02	9002			0				
613000	Group Insurance - WMI	800	02	9025			0				
613000	Group Insurance - WMI	800	02	9900			0				
613000	Group Insurance - WMI	800	02	9907			0				
613000	Group Insurance - WMI	800	02	9921			0				
613000	Group Insurance - WMI	900		9011			0				
613000	Group Insurance - WMI	900		9900			0				
613000	Group Insurance - WMI	900		9901			0				
613000	Group Insurance - WMI	900		9907			0				
613000	Group Insurance - WMI	900		9946			0				
613000	Group Insurance - WMI	900		9948			0				
613000	Group Insurance - WMI	900		9979			0				
613000	Group Insurance - WMI	900	02	9004			0				
613000	Group Insurance - WMI	900	02	9011			0				
613000	Group Insurance - WMI	900	02	9900			0				
613000	Group Insurance - WMI	900	02	9907			0				
613000	Group Insurance - WMI	900	02	9921			0				
613000	Group Insurance - WMI	900	02	9946			0				
613000	Group Insurance - WMI	900	02	9948			0				
613000	Group Insurance - WMI	900	02	9979			0				
613000	Group Insurance - WMI	900	03	9004			0				
613100	Workers Compensation - Premium	800		9002			0				
613100	Workers Compensation - Premium	800		9025			0				
613100	Workers Compensation - Premium	800		9900			0				
613100	Workers Compensation - Premium	800		9901			0				
613100	Workers Compensation - Premium	800		9907			0				
613100	Workers Compensation - Premium	800	01	9002			0				
613100	Workers Compensation - Premium	800	02	9002			0				
613100	Workers Compensation - Premium	800	02	9025			0				
613100	Workers Compensation - Premium	800	02	9880			0				
613100	Workers Compensation - Premium	800	02	9900			0				
613100	Workers Compensation - Premium	800	02	9907			0				
613100	Workers Compensation - Premium	900		9002			0				
613100	Workers Compensation - Premium	900		9011			0				
613100	Workers Compensation - Premium	900		9900			0				
613100	Workers Compensation - Premium	900		9901			0				
613100	Workers Compensation - Premium	900		9907			0				
613100	Workers Compensation - Premium	900		9946			0				
613100	Workers Compensation - Premium	900		9948			0				

ZGLS7013 -- Statutory Trial Balance
 02590--WM of Pacific Northwest BC
 ACTUALS--Actuals
 As of Year 2019 Period 1 through 12
 Adjustment Period

Confidential Material Protected under WAC 480-07-160

<u>Account</u>	<u>Description</u>	<u>Department</u>	<u>Oper Unit</u>	<u>Product</u>	<u>Affiliate</u>	<u>Project</u>	<u>Beginning Balance</u>	<u>Activity</u>	<u>Ending Balance</u>	<u>Grouping</u>	<u>Area</u>
613100	Workers Compensation - Premium	900		9979			0				
613100	Workers Compensation - Premium	900	01	9979			0				
613100	Workers Compensation - Premium	900	02	9004			0				
613100	Workers Compensation - Premium	900	02	9011			0				
613100	Workers Compensation - Premium	900	02	9900			0				
613100	Workers Compensation - Premium	900	02	9907			0				
613100	Workers Compensation - Premium	900	02	9921			0				
613100	Workers Compensation - Premium	900	02	9946			0				
613100	Workers Compensation - Premium	900	02	9948			0				
613100	Workers Compensation - Premium	900	02	9979			0				
613100	Workers Compensation - Premium	900	03	9004			0				
614000	Employer 401K Matching	800		9002			0				
614000	Employer 401K Matching	800		9025			0				
614000	Employer 401K Matching	800		9900			0				
614000	Employer 401K Matching	800		9901			0				
614000	Employer 401K Matching	800		9907			0				
614000	Employer 401K Matching	800	01	9002			0				
614000	Employer 401K Matching	800	02	9002			0				
614000	Employer 401K Matching	800	02	9025			0				
614000	Employer 401K Matching	800	02	9900			0				
614000	Employer 401K Matching	800	02	9907			0				
614000	Employer 401K Matching	800	02	9921			0				
614000	Employer 401K Matching	900		9011			0				
614000	Employer 401K Matching	900		9900			0				
614000	Employer 401K Matching	900		9901			0				
614000	Employer 401K Matching	900		9907			0				
614000	Employer 401K Matching	900		9946			0				
614000	Employer 401K Matching	900		9948			0				
614000	Employer 401K Matching	900		9979			0				
614000	Employer 401K Matching	900	02	9004			0				
614000	Employer 401K Matching	900	02	9011			0				
614000	Employer 401K Matching	900	02	9900			0				
614000	Employer 401K Matching	900	02	9907			0				
614000	Employer 401K Matching	900	02	9921			0				
614000	Employer 401K Matching	900	02	9946			0				
614000	Employer 401K Matching	900	02	9948			0				
614000	Employer 401K Matching	900	02	9979			0				
614000	Employer 401K Matching	900	03	9004			0				
614300	Safety Program Expense	800	02	9002			0				
614300	Safety Program Expense	900		9900			0				
614300	Safety Program Expense	900		9948			0				
614300	Safety Program Expense	900	02	9900			0				
614300	Safety Program Expense	900	02	9948			0				
615000	Payroll Tax Expense	800		9002			0				
615000	Payroll Tax Expense	800		9025			0				
615000	Payroll Tax Expense	800		9900			0				
615000	Payroll Tax Expense	800		9901			0				
615000	Payroll Tax Expense	800		9907			0				
615000	Payroll Tax Expense	800	01	9002			0				
615000	Payroll Tax Expense	800	02	9002			0				
615000	Payroll Tax Expense	800	02	9025			0				

ZGLS7013 -- Statutory Trial Balance
 02590--WM of Pacific Northwest BC
 ACTUALS--Actuals
 As of Year 2019 Period 1 through 12
 Adjustment Period

Confidential Material Protected under WAC 480-07-160

<u>Account</u>	<u>Description</u>	<u>Department</u>	<u>Oper Unit</u>	<u>Product</u>	<u>Affiliate</u>	<u>Project</u>	<u>Beginning Balance</u>	<u>Activity</u>	<u>Ending Balance</u>	<u>Grouping</u>	<u>Area</u>
615000	Payroll Tax Expense	800	02	9900			0				
615000	Payroll Tax Expense	800	02	9907			0				
615000	Payroll Tax Expense	800	02	9921			0				
615000	Payroll Tax Expense	900		9004			0				
615000	Payroll Tax Expense	900		9011			0				
615000	Payroll Tax Expense	900		9900			0				
615000	Payroll Tax Expense	900		9901			0				
615000	Payroll Tax Expense	900		9907			0				
615000	Payroll Tax Expense	900		9946			0				
615000	Payroll Tax Expense	900		9948			0				
615000	Payroll Tax Expense	900		9979			0				
615000	Payroll Tax Expense	900	02	9004			0				
615000	Payroll Tax Expense	900	02	9011			0				
615000	Payroll Tax Expense	900	02	9900			0				
615000	Payroll Tax Expense	900	02	9907			0				
615000	Payroll Tax Expense	900	02	9921			0				
615000	Payroll Tax Expense	900	02	9946			0				
615000	Payroll Tax Expense	900	02	9948			0				
615000	Payroll Tax Expense	900	02	9979			0				
615000	Payroll Tax Expense	900	03	9004			0				
616000	Independent Contract Labor	800		9002			0				
616000	Independent Contract Labor	900	02	9880			0				
616100	Temporary Agency Labor	900		9002			0				
616100	Temporary Agency Labor	900		9900			0				
616100	Temporary Agency Labor	900		9901			0				
616100	Temporary Agency Labor	900	02	9900			0				
616100	Temporary Agency Labor	900	02	9921			0				
618000	Employee Relocation Expense	900		9921			0				
618000	Employee Relocation Expense	900		9948			0				
618100	Employment Fees	900		9900			0				
618200	Employee & Community Activity	800		9002			0				
618200	Employee & Community Activity	800		9025			0				
618200	Employee & Community Activity	800		9880			0				
618200	Employee & Community Activity	800		9900			0				
618200	Employee & Community Activity	800		9901			0				
618200	Employee & Community Activity	800		9907			0				
618200	Employee & Community Activity	800	02	9002			0				
618200	Employee & Community Activity	800	02	9025			0				
618200	Employee & Community Activity	800	02	9900			0				
618200	Employee & Community Activity	900		9025			0				
618200	Employee & Community Activity	900		9900			0				
618200	Employee & Community Activity	900		9901			0				
618200	Employee & Community Activity	900		9907			0				
618200	Employee & Community Activity	900		9979			0				
618200	Employee & Community Activity	900	02	9002			0				
618200	Employee & Community Activity	900	02	9900			0				
618200	Employee & Community Activity	900	02	9946			0				
618200	Employee & Community Activity	900	02	9948			0				
618300	Medical Expense	900		9900			0				
618300	Medical Expense	900		9948			0				
618300	Medical Expense	900	02	9900			0				

ZGLS7013 -- Statutory Trial Balance
 02590--WM of Pacific Northwest BC
 ACTUALS--Actuals
 As of Year 2019 Period 1 through 12
 Adjustment Period

Confidential Material Protected under WAC 480-07-160

<u>Account</u>	<u>Description</u>	<u>Department</u>	<u>Oper Unit</u>	<u>Product</u>	<u>Affiliate</u>	<u>Project</u>	<u>Beginning Balance</u>	<u>Activity</u>	<u>Ending Balance</u>	<u>Grouping</u>	<u>Area</u>
618400	Uniforms	900		9901			0				
618400	Uniforms	900		9907			0				
618400	Uniforms	900	02	9948			0				
618900	Other Employee Costs	900		9900			0				
623000	Building Maintenance	900		9900			0				
623000	Building Maintenance	900	02	9900			0				
623000	Building Maintenance	900	02	9948			0				
623100	Grounds Maintenance	900	02	9900			0				
623100	Grounds Maintenance	900	02	9948			0				
624000	Third Party Repairs	900		9900			0				
629900	Other Maintenance	900	02	9900			0				
631000	Rental - Land-Bldg-Office	900		9900			0				
631000	Rental - Land-Bldg-Office	900	02	9900			0				
631100	Rental - Office Equipment	900		9900			0				
631100	Rental - Office Equipment	900	02	9900			0				
631600	Other Related Lease Expenses	900		9900			0				
632000	Security	900		9900			0				
632000	Security	900	02	9900			0				
634000	Utilities	900		9900			0				
634000	Utilities	900	02	9900			0				
660000	Advertising	800		9002			0				
660000	Advertising	800	02	9002			0				
660000	Advertising	800	03	9002			0				
660000	Advertising	900		9900			0				
660000	Advertising	900		9901			0				
660000	Advertising	900		9907			0				
660000	Advertising	900	02	9900			0				
660000	Advertising	900	02	9907			0				
660500	Promotional Items	800		9002			0				
660500	Promotional Items	800		9900			0				
660500	Promotional Items	800		9907			0				
660500	Promotional Items	800	02	9025			0				
660500	Promotional Items	800	02	9900			0				
660500	Promotional Items	900		9002			0				
660500	Promotional Items	900		9900			0				
660500	Promotional Items	900		9901			0				
660500	Promotional Items	900		9907			0				
660500	Promotional Items	900		9946			0				
660500	Promotional Items	900		9979			0				
660500	Promotional Items	900	02	9900			0				
660500	Promotional Items	900	02	9946			0				
660500	Promotional Items	900	02	9948			0				
661000	Bad Debt Expense	900		9900			0				
661500	Collection Expense	900		9900			0				
661700	Late Fees and Fines Billed	900	02	9900			0				
662000	Bank Charges	900		9900			0				
662100	Credit Card Fees	900		9900			0				
664000	Computer Supplies	800		9907			0				
664000	Computer Supplies	800	02	9002			0				
664000	Computer Supplies	800	02	9900			0				
664000	Computer Supplies	900		9900			0				

ZGL57013 -- Statutory Trial Balance
 02590--WM of Pacific Northwest BC
 ACTUALS--Actuals
 As of Year 2019 Period 1 through 12
 Adjustment Period

Confidential Material Protected under WAC 480-07-160

<u>Account</u>	<u>Description</u>	<u>Department</u>	<u>Oper Unit</u>	<u>Product</u>	<u>Affiliate</u>	<u>Project</u>	<u>Beginning Balance</u>	<u>Activity</u>	<u>Ending Balance</u>	<u>Grouping</u>	<u>Area</u>
664000	Computer Supplies	900	02	9004			0				
664000	Computer Supplies	900	02	9900			0				
664000	Computer Supplies	900	02	9921			0				
664000	Computer Supplies	900	02	9948			0				
664000	Computer Supplies	900	02	9979			0				
664100	PC Expense	800	02	9002			0				
664100	PC Expense	800	02	9025			0				
664100	PC Expense	800	02	9900			0				
664100	PC Expense	900		9900			0				
664100	PC Expense	900		9907			0				
664100	PC Expense	900		9946			0				
664100	PC Expense	900	02	9004			0				
664100	PC Expense	900	02	9011			0				
664100	PC Expense	900	02	9900			0				
664100	PC Expense	900	02	9921			0				
664100	PC Expense	900	02	9946			0				
664100	PC Expense	900	02	9948			0				
664100	PC Expense	900	02	9979			0				
664200	Hardware Maintenance	900	02	9900			0				
664300	Software Maintenance	900	02	9900			0				
664500	Software License Expense	800		9907			0				
664500	Software License Expense	900		9900			0				
664500	Software License Expense	900		9907			0				
664500	Software License Expense	900	02	9011			0				
664500	Software License Expense	900	02	9900			0				
665000	Charitable Contributions	900		9900			0				
665000	Charitable Contributions	900		9907			0				
665000	Charitable Contributions	900	02	9002			0				
665000	Charitable Contributions	900	02	9900			0				
665000	Charitable Contributions	900	02	9907			0				
665500	Political Contributions	900		9900			0				
665500	Political Contributions	900		9907			0				
665500	Political Contributions	900	02	9907			0				
667000	Dues and Subscriptions	800		9002			0				
667000	Dues and Subscriptions	800		9025			0				
667000	Dues and Subscriptions	800		9907			0				
667000	Dues and Subscriptions	800	02	9002			0				
667000	Dues and Subscriptions	800	02	9907			0				
667000	Dues and Subscriptions	900		9900			0				
667000	Dues and Subscriptions	900		9907			0				
667000	Dues and Subscriptions	900		9979			0				
667000	Dues and Subscriptions	900	02	9002			0				
667000	Dues and Subscriptions	900	02	9900			0				
667000	Dues and Subscriptions	900	02	9907			0				
667000	Dues and Subscriptions	900	02	9979			0				
667000	Dues and Subscriptions	900	03	9948			0				
667100	Club Dues	800		9002			0				
667100	Club Dues	800		9025			0				
667100	Club Dues	800		9900			0				
667100	Club Dues	800	02	9907			0				
667100	Club Dues	900		9901			0				

ZGLS7013 -- Statutory Trial Balance
 02590--WM of Pacific Northwest BC
 ACTUALS--Actuals
 As of Year 2019 Period 1 through 12
 Adjustment Period

Confidential Material Protected under WAC 480-07-160

<u>Account</u>	<u>Description</u>	<u>Department</u>	<u>Oper Unit</u>	<u>Product</u>	<u>Affiliate</u>	<u>Project</u>	<u>Beginning Balance</u>	<u>Activity</u>	<u>Ending Balance</u>	<u>Grouping</u>	<u>Area</u>
667100	Club Dues	900		9948			0				
667200	Professional Dues	800		9002			0				
667200	Professional Dues	800		9025			0				
667200	Professional Dues	800		9900			0				
667200	Professional Dues	800		9907			0				
667200	Professional Dues	800	02	9002			0				
667200	Professional Dues	800	02	9907			0				
667200	Professional Dues	900		9004			0				
667200	Professional Dues	900		9011			0				
667200	Professional Dues	900		9900			0				
667200	Professional Dues	900		9901			0				
667200	Professional Dues	900		9907			0				
667200	Professional Dues	900		9979			0				
667200	Professional Dues	900	02	9011			0				
667200	Professional Dues	900	03	9948			0				
667300	Waste Association Dues	900		9900			0				
669500	Penalties	900		9979			0				
670400	Insurance - General Liability	900		9002			0				
670400	Insurance - General Liability	900		9011			0				
670400	Insurance - General Liability	900		9025			0				
670400	Insurance - General Liability	900		9900			0				
670400	Insurance - General Liability	900		9901			0				
670400	Insurance - General Liability	900		9907			0				
670400	Insurance - General Liability	900		9946			0				
670400	Insurance - General Liability	900		9948			0				
670400	Insurance - General Liability	900		9979			0				
670400	Insurance - General Liability	900	01	9002			0				
670400	Insurance - General Liability	900	01	9979			0				
670400	Insurance - General Liability	900	02	9002			0				
670400	Insurance - General Liability	900	02	9004			0				
670400	Insurance - General Liability	900	02	9011			0				
670400	Insurance - General Liability	900	02	9025			0				
670400	Insurance - General Liability	900	02	9900			0				
670400	Insurance - General Liability	900	02	9907			0				
670400	Insurance - General Liability	900	02	9921			0				
670400	Insurance - General Liability	900	02	9946			0				
670400	Insurance - General Liability	900	02	9948			0				
670400	Insurance - General Liability	900	02	9979			0				
670400	Insurance - General Liability	900	03	9004			0				
670500	Insurance - Umbrella	900		9002			0				
670500	Insurance - Umbrella	900		9011			0				
670500	Insurance - Umbrella	900		9025			0				
670500	Insurance - Umbrella	900		9900			0				
670500	Insurance - Umbrella	900		9901			0				
670500	Insurance - Umbrella	900		9907			0				
670500	Insurance - Umbrella	900		9946			0				
670500	Insurance - Umbrella	900		9948			0				
670500	Insurance - Umbrella	900		9979			0				
670500	Insurance - Umbrella	900	01	9002			0				
670500	Insurance - Umbrella	900	01	9979			0				
670500	Insurance - Umbrella	900	02	9002			0				

ZGL57013 -- Statutory Trial Balance
 02590--WM of Pacific Northwest BC
 ACTUALS--Actuals
 As of Year 2019 Period 1 through 12
 Adjustment Period

Confidential Material Protected under WAC 480-07-160

<u>Account</u>	<u>Description</u>	<u>Department</u>	<u>Oper Unit</u>	<u>Product</u>	<u>Affiliate</u>	<u>Project</u>	<u>Beginning Balance</u>	<u>Activity</u>	<u>Ending Balance</u>	<u>Grouping</u>	<u>Area</u>
670500	Insurance - Umbrella	900	02	9004			0				
670500	Insurance - Umbrella	900	02	9011			0				
670500	Insurance - Umbrella	900	02	9025			0				
670500	Insurance - Umbrella	900	02	9900			0				
670500	Insurance - Umbrella	900	02	9907			0				
670500	Insurance - Umbrella	900	02	9921			0				
670500	Insurance - Umbrella	900	02	9946			0				
670500	Insurance - Umbrella	900	02	9948			0				
670500	Insurance - Umbrella	900	02	9979			0				
670500	Insurance - Umbrella	900	03	9004			0				
671000	License, Fees, Permits	900		9011			0				
671000	License, Fees, Permits	900		9900			0				
671000	License, Fees, Permits	900		9948			0				
671000	License, Fees, Permits	900	02	9900			0				
672000	Litigation Settlements	900		9900			0				
673000	Lobbying	900		9907			0				
673000	Lobbying	900	02	9907			0				
673000	Lobbying	900	03	9907			0				
675000	Miscellaneous	800		9002			0				
675000	Miscellaneous	800		9025			0				
675000	Miscellaneous	800		9900			0				
675000	Miscellaneous	800		9907			0				
675000	Miscellaneous	800	02	9002			0				
675000	Miscellaneous	800	02	9025			0				
675000	Miscellaneous	900		9004			0				
675000	Miscellaneous	900		9011			0				
675000	Miscellaneous	900		9900			0				
675000	Miscellaneous	900		9901			0				
675000	Miscellaneous	900		9907			0				
675000	Miscellaneous	900		9948			0				
675000	Miscellaneous	900		9979			0				
675000	Miscellaneous	900	02	9004			0				
675000	Miscellaneous	900	02	9011			0				
675000	Miscellaneous	900	02	9900			0				
675000	Miscellaneous	900	02	9946			0				
675000	Miscellaneous	900	02	9948			0				
675000	Miscellaneous	900	02	9979			0				
675000	Miscellaneous	900	03	9011			0				
675000	Miscellaneous	900	03	9948			0				
676000	Postage	800		9002			0				
676000	Postage	800		9025			0				
676000	Postage	800		9907			0				
676000	Postage	800	02	9002			0				
676000	Postage	900		9011			0				
676000	Postage	900		9900			0				
676000	Postage	900	02	9900			0				
676000	Postage	900	02	9907			0				
676000	Postage	900	02	9948			0				
676000	Postage	900	03	9011			0				
677000	Printing	800		9907			0				
677000	Printing	800	02	9002			0				

ZGL57013 -- Statutory Trial Balance
 02590--WM of Pacific Northwest BC
 ACTUALS--Actuals
 As of Year 2019 Period 1 through 12
 Adjustment Period

Confidential Material Protected under WAC 480-07-160

<u>Account</u>	<u>Description</u>	<u>Department</u>	<u>Oper Unit</u>	<u>Product</u>	<u>Affiliate</u>	<u>Project</u>	<u>Beginning Balance</u>	<u>Activity</u>	<u>Ending Balance</u>	<u>Grouping</u>	<u>Area</u>
677000	Printing	900		9002			0				
677000	Printing	900		9025			0				
677000	Printing	900		9900			0				
677000	Printing	900		9907			0				
677000	Printing	900		9979			0				
677000	Printing	900	02	9004			0				
677000	Printing	900	02	9011			0				
677000	Printing	900	02	9900			0				
677000	Printing	900	02	9907			0				
677000	Printing	900	02	9948			0				
678000	Accounting	900		9900			0				
678200	Consulting Fees	900		9900			0				
678200	Consulting Fees	900		9907			0				
678200	Consulting Fees	900	02	9900			0				
678200	Consulting Fees	900	02	9907			0				
678300	Legal Fees	900		9900			0				
678300	Legal Fees	900		9979			0				
678300	Legal Fees	900	02	9900			0				
678900	Other Professional Fees	900		9002			0				
678900	Other Professional Fees	900		9900			0				
678900	Other Professional Fees	900		9901			0				
678900	Other Professional Fees	900	02	9907			0				
679000	Offsite Storage	900	02	9002			0				
681100	Seminars & Education	800		9002			0				
681100	Seminars & Education	800		9025			0				
681100	Seminars & Education	800		9900			0				
681100	Seminars & Education	800		9901			0				
681100	Seminars & Education	800		9907			0				
681100	Seminars & Education	800	01	9907			0				
681100	Seminars & Education	800	02	9002			0				
681100	Seminars & Education	800	02	9907			0				
681100	Seminars & Education	900		9004			0				
681100	Seminars & Education	900		9011			0				
681100	Seminars & Education	900		9900			0				
681100	Seminars & Education	900		9901			0				
681100	Seminars & Education	900		9907			0				
681100	Seminars & Education	900		9948			0				
681100	Seminars & Education	900		9979			0				
681100	Seminars & Education	900	02	9004			0				
681100	Seminars & Education	900	02	9907			0				
681100	Seminars & Education	900	02	9946			0				
681100	Seminars & Education	900	02	9948			0				
681100	Seminars & Education	900	02	9979			0				
681100	Seminars & Education	900	03	9011			0				
681100	Seminars & Education	900	03	9948			0				
681200	Conventions/Meetings	900		9900			0				
681200	Conventions/Meetings	900		9907			0				
681300	Training Expense	900		9900			0				
681300	Training Expense	900		9921			0				
681300	Training Expense	900		9948			0				
681300	Training Expense	900	02	9900			0				

ZGL57013 -- Statutory Trial Balance
 02590--WM of Pacific Northwest BC
 ACTUALS--Actuals
 As of Year 2019 Period 1 through 12
 Adjustment Period

Confidential Material Protected under WAC 480-07-160

<u>Account</u>	<u>Description</u>	<u>Department</u>	<u>Oper Unit</u>	<u>Product</u>	<u>Affiliate</u>	<u>Project</u>	<u>Beginning Balance</u>	<u>Activity</u>	<u>Ending Balance</u>	<u>Grouping</u>	<u>Area</u>
681300	Training Expense	900	02	9979			0				
682000	Office Supplies	800		9002			0				
682000	Office Supplies	800		9025			0				
682000	Office Supplies	800		9900			0				
682000	Office Supplies	800		9907			0				
682000	Office Supplies	800	02	9002			0				
682000	Office Supplies	800	02	9025			0				
682000	Office Supplies	800	02	9900			0				
682000	Office Supplies	800	02	9907			0				
682000	Office Supplies	900		9002			0				
682000	Office Supplies	900		9004			0				
682000	Office Supplies	900		9011			0				
682000	Office Supplies	900		9900			0				
682000	Office Supplies	900		9901			0				
682000	Office Supplies	900		9907			0				
682000	Office Supplies	900		9948			0				
682000	Office Supplies	900		9979			0				
682000	Office Supplies	900	02	9004			0				
682000	Office Supplies	900	02	9011			0				
682000	Office Supplies	900	02	9900			0				
682000	Office Supplies	900	02	9907			0				
682000	Office Supplies	900	02	9921			0				
682000	Office Supplies	900	02	9946			0				
682000	Office Supplies	900	02	9948			0				
682000	Office Supplies	900	02	9979			0				
682000	Office Supplies	900	03	9948			0				
682900	Other Supplies	800		9907			0				
682900	Other Supplies	800	02	9002			0				
682900	Other Supplies	800	02	9025			0				
682900	Other Supplies	800	02	9900			0				
682900	Other Supplies	900		9900			0				
682900	Other Supplies	900		9948			0				
682900	Other Supplies	900	02	9011			0				
682900	Other Supplies	900	02	9900			0				
682900	Other Supplies	900	02	9921			0				
682900	Other Supplies	900	02	9946			0				
682900	Other Supplies	900	02	9948			0				
682900	Other Supplies	900	02	9979			0				
684000	Telephone - Office	800		9900			0				
684000	Telephone - Office	800		9901			0				
684000	Telephone - Office	900		9011			0				
684000	Telephone - Office	900		9900			0				
684000	Telephone - Office	900		9901			0				
684000	Telephone - Office	900		9979			0				
684000	Telephone - Office	900	02	9900			0				
684100	Telephone - Mobile/Pager	800		9002			0				
684100	Telephone - Mobile/Pager	800		9025			0				
684100	Telephone - Mobile/Pager	800		9900			0				
684100	Telephone - Mobile/Pager	800		9901			0				
684100	Telephone - Mobile/Pager	800		9907			0				
684100	Telephone - Mobile/Pager	800	02	9002			0				

ZGL57013 -- Statutory Trial Balance
 02590--WM of Pacific Northwest BC
 ACTUALS--Actuals
 As of Year 2019 Period 1 through 12
 Adjustment Period

Confidential Material Protected under WAC 480-07-160

<u>Account</u>	<u>Description</u>	<u>Department</u>	<u>Oper Unit</u>	<u>Product</u>	<u>Affiliate</u>	<u>Project</u>	<u>Beginning Balance</u>	<u>Activity</u>	<u>Ending Balance</u>	<u>Grouping</u>	<u>Area</u>
684100	Telephone - Mobile/Pager	800	02	9025			0	0			
684100	Telephone - Mobile/Pager	800	02	9900			0	0			
684100	Telephone - Mobile/Pager	800	02	9907			0	0			
684100	Telephone - Mobile/Pager	900		9004			0	0			
684100	Telephone - Mobile/Pager	900		9011			0	0			
684100	Telephone - Mobile/Pager	900		9900			0	0			
684100	Telephone - Mobile/Pager	900		9901			0	0			
684100	Telephone - Mobile/Pager	900		9907			0	0			
684100	Telephone - Mobile/Pager	900		9946			0	0			
684100	Telephone - Mobile/Pager	900		9948			0	0			
684100	Telephone - Mobile/Pager	900		9979			0	0			
684100	Telephone - Mobile/Pager	900	02	9002			0	0			
684100	Telephone - Mobile/Pager	900	02	9004			0	0			
684100	Telephone - Mobile/Pager	900	02	9011			0	0			
684100	Telephone - Mobile/Pager	900	02	9900			0	0			
684100	Telephone - Mobile/Pager	900	02	9907			0	0			
684100	Telephone - Mobile/Pager	900	02	9946			0	0			
684100	Telephone - Mobile/Pager	900	02	9948			0	0			
684100	Telephone - Mobile/Pager	900	02	9979			0	0			
684100	Telephone - Mobile/Pager	900	03	9004			0	0			
684300	Network Communications Expense	900		9907			0	0			
684300	Network Communications Expense	900	02	9948			0	0			
685000	Travel - Auto	800		9002			0	0			
685000	Travel - Auto	800		9025			0	0			
685000	Travel - Auto	800		9880			0	0			
685000	Travel - Auto	800		9900			0	0			
685000	Travel - Auto	800		9901			0	0			
685000	Travel - Auto	800		9907			0	0			
685000	Travel - Auto	800	01	9907			0	0			
685000	Travel - Auto	800	02	9002			0	0			
685000	Travel - Auto	800	02	9025			0	0			
685000	Travel - Auto	800	02	9900			0	0			
685000	Travel - Auto	800	02	9907			0	0			
685000	Travel - Auto	800	03	9002			0	0			
685000	Travel - Auto	900		9002			0	0			
685000	Travel - Auto	900		9004			0	0			
685000	Travel - Auto	900		9011			0	0			
685000	Travel - Auto	900		9900			0	0			
685000	Travel - Auto	900		9901			0	0			
685000	Travel - Auto	900		9907			0	0			
685000	Travel - Auto	900		9946			0	0			
685000	Travel - Auto	900		9948			0	0			
685000	Travel - Auto	900		9979			0	0			
685000	Travel - Auto	900	01	9907			0	0			
685000	Travel - Auto	900	02	9004			0	0			
685000	Travel - Auto	900	02	9011			0	0			
685000	Travel - Auto	900	02	9900			0	0			
685000	Travel - Auto	900	02	9907			0	0			
685000	Travel - Auto	900	02	9946			0	0			
685000	Travel - Auto	900	02	9948			0	0			
685000	Travel - Auto	900	02	9948			0	0			
685000	Travel - Auto	900	02	9979			0	0			

ZGLS7013 -- Statutory Trial Balance
 02590--WM of Pacific Northwest BC
 ACTUALS--Actuals
 As of Year 2019 Period 1 through 12
 Adjustment Period

Confidential Material Protected under WAC 480-07-160

<u>Account</u>	<u>Description</u>	<u>Department</u>	<u>Oper Unit</u>	<u>Product</u>	<u>Affiliate</u>	<u>Project</u>	<u>Beginning Balance</u>	<u>Activity</u>	<u>Ending Balance</u>	<u>Grouping</u>	<u>Area</u>
685000	Travel - Auto	900	03	9004			0				
685000	Travel - Auto	900	03	9900			0				
685000	Travel - Auto	900	03	9948			0				
685100	Travel - Airlines	800		9002			0				
685100	Travel - Airlines	800		9025			0				
685100	Travel - Airlines	800		9880			0				
685100	Travel - Airlines	800		9900			0				
685100	Travel - Airlines	800		9907			0				
685100	Travel - Airlines	800		9921			0				
685100	Travel - Airlines	800	02	9002			0				
685100	Travel - Airlines	800	02	9025			0				
685100	Travel - Airlines	800	02	9900			0				
685100	Travel - Airlines	800	02	9907			0				
685100	Travel - Airlines	900		9004			0				
685100	Travel - Airlines	900		9011			0				
685100	Travel - Airlines	900		9900			0				
685100	Travel - Airlines	900		9901			0				
685100	Travel - Airlines	900		9907			0				
685100	Travel - Airlines	900		9946			0				
685100	Travel - Airlines	900		9948			0				
685100	Travel - Airlines	900		9979			0				
685100	Travel - Airlines	900	02	9004			0				
685100	Travel - Airlines	900	02	9011			0				
685100	Travel - Airlines	900	02	9900			0				
685100	Travel - Airlines	900	02	9907			0				
685100	Travel - Airlines	900	02	9946			0				
685100	Travel - Airlines	900	02	9948			0				
685100	Travel - Airlines	900	02	9979			0				
685100	Travel - Airlines	900	03	9948			0				
685200	Travel - Meals	800		9002			0				
685200	Travel - Meals	800		9025			0				
685200	Travel - Meals	800		9880			0				
685200	Travel - Meals	800		9900			0				
685200	Travel - Meals	800		9907			0				
685200	Travel - Meals	800	01	9907			0				
685200	Travel - Meals	800	02	9002			0				
685200	Travel - Meals	800	02	9025			0				
685200	Travel - Meals	800	02	9900			0				
685200	Travel - Meals	800	02	9907			0				
685200	Travel - Meals	900		9004			0				
685200	Travel - Meals	900		9011			0				
685200	Travel - Meals	900		9900			0				
685200	Travel - Meals	900		9901			0				
685200	Travel - Meals	900		9907			0				
685200	Travel - Meals	900		9946			0				
685200	Travel - Meals	900		9948			0				
685200	Travel - Meals	900		9979			0				
685200	Travel - Meals	900	02	9004			0				
685200	Travel - Meals	900	02	9011			0				
685200	Travel - Meals	900	02	9900			0				
685200	Travel - Meals	900	02	9907			0				

ZGLS7013 -- Statutory Trial Balance
 02590--WM of Pacific Northwest BC
 ACTUALS--Actuals
 As of Year 2019 Period 1 through 12
 Adjustment Period

Confidential Material Protected under WAC 480-07-160

<u>Account</u>	<u>Description</u>	<u>Department</u>	<u>Oper Unit</u>	<u>Product</u>	<u>Affiliate</u>	<u>Project</u>	<u>Beginning Balance</u>	<u>Activity</u>	<u>Ending Balance</u>	<u>Grouping</u>	<u>Area</u>
685200	Travel - Meals	900	02	9946			0				
685200	Travel - Meals	900	02	9948			0				
685200	Travel - Meals	900	02	9979			0				
685200	Travel - Meals	900	03	9011			0				
685200	Travel - Meals	900	03	9948			0				
685300	Travel - Lodging	800		9002			0				
685300	Travel - Lodging	800		9025			0				
685300	Travel - Lodging	800		9880			0				
685300	Travel - Lodging	800		9900			0				
685300	Travel - Lodging	800		9907			0				
685300	Travel - Lodging	800		9921			0				
685300	Travel - Lodging	800	01	9907			0				
685300	Travel - Lodging	800	02	9002			0				
685300	Travel - Lodging	800	02	9025			0				
685300	Travel - Lodging	800	02	9900			0				
685300	Travel - Lodging	800	02	9907			0				
685300	Travel - Lodging	900		9004			0				
685300	Travel - Lodging	900		9011			0				
685300	Travel - Lodging	900		9900			0				
685300	Travel - Lodging	900		9901			0				
685300	Travel - Lodging	900		9907			0				
685300	Travel - Lodging	900		9946			0				
685300	Travel - Lodging	900		9948			0				
685300	Travel - Lodging	900		9979			0				
685300	Travel - Lodging	900	02	9004			0				
685300	Travel - Lodging	900	02	9011			0				
685300	Travel - Lodging	900	02	9900			0				
685300	Travel - Lodging	900	02	9907			0				
685300	Travel - Lodging	900	02	9946			0				
685300	Travel - Lodging	900	02	9948			0				
685300	Travel - Lodging	900	02	9979			0				
685300	Travel - Lodging	900	03	9011			0				
685300	Travel - Lodging	900	03	9948			0				
685600	Travel - Other	800		9025			0				
685600	Travel - Other	800		9907			0				
685600	Travel - Other	800	02	9002			0				
685600	Travel - Other	800	02	9900			0				
685600	Travel - Other	800	02	9907			0				
685600	Travel - Other	900		9011			0				
685600	Travel - Other	900		9900			0				
685600	Travel - Other	900		9901			0				
685600	Travel - Other	900		9907			0				
685600	Travel - Other	900	02	9011			0				
685600	Travel - Other	900	02	9900			0				
685600	Travel - Other	900	02	9948			0				
685600	Travel - Other	900	02	9979			0				
685700	Entertainment	800		9002			0				
685700	Entertainment	800		9025			0				
685700	Entertainment	800		9900			0				
685700	Entertainment	800		9907			0				
685700	Entertainment	800	02	9002			0				

ZGLS7013 -- Statutory Trial Balance
 02590--WM of Pacific Northwest BC
 ACTUALS--Actuals
 As of Year 2019 Period 1 through 12
 Adjustment Period

Confidential Material Protected under WAC 480-07-160

<u>Account</u>	<u>Description</u>	<u>Department</u>	<u>Oper Unit</u>	<u>Product</u>	<u>Affiliate</u>	<u>Project</u>	<u>Beginning Balance</u>	<u>Activity</u>	<u>Ending Balance</u>	<u>Grouping</u>	<u>Area</u>
685700	Entertainment	800	02	9025			0				
685700	Entertainment	800	02	9907			0				
685700	Entertainment	900		9002			0				
685700	Entertainment	900		9025			0				
685700	Entertainment	900		9900			0				
685700	Entertainment	900		9901			0				
685700	Entertainment	900		9907			0				
685700	Entertainment	900		9979			0				
685700	Entertainment	900	02	9900			0				
685700	Entertainment	900	02	9907			0				
685700	Entertainment	900	02	9979			0				
685800	Event Tickets	800		9002			0				
685800	Event Tickets	800		9025			0				
685800	Event Tickets	800		9907			0				
685800	Event Tickets	800	02	9002			0				
685800	Event Tickets	900		9900			0				
685900	Meals	800		9002			0				
685900	Meals	800		9025			0				
685900	Meals	800		9900			0				
685900	Meals	800		9907			0				
685900	Meals	800	01	9907			0				
685900	Meals	800	02	9002			0				
685900	Meals	800	02	9025			0				
685900	Meals	800	02	9900			0				
685900	Meals	800	02	9907			0				
685900	Meals	800	03	9002			0				
685900	Meals	900		9004			0				
685900	Meals	900		9011			0				
685900	Meals	900		9900			0				
685900	Meals	900		9901			0				
685900	Meals	900		9907			0				
685900	Meals	900		9946			0				
685900	Meals	900		9948			0				
685900	Meals	900		9979			0				
685900	Meals	900	02	9004			0				
685900	Meals	900	02	9011			0				
685900	Meals	900	02	9900			0				
685900	Meals	900	02	9907			0				
685900	Meals	900	02	9946			0				
685900	Meals	900	02	9948			0				
685900	Meals	900	02	9979			0				
685900	Meals	900	03	9011			0				
698100	Allocation in	800		9002			0				
698100	Allocation in	800		9900			0				
700400	Depreciation - Equipment	520		9900			0				
700400	Depreciation - Equipment	700		9948			0				
700500	Depreciation - Office Equip	700	02	9900			0				
700500	Depreciation - Office Equip	900		9900			0				
700500	Depreciation - Office Equip	900	02	9900			0				
700700	Depreciation - Leasehold Imprv	800		9900			0				
700700	Depreciation - Leasehold Imprv	900	02	9900			0				

Waste Management

Corporate/Group/Allocation

Confidential Material Protected under WAC 480-07-160

	Corp. Office	Northern Tier Office	Total WM <u>Seattle/South Sound</u>
	<u>2019</u>	<u>2019</u>	
<u>Non-Allowable Costs</u>			
Bonuses & Commissions			
Employee & Community Activity			
Advertising			
Promotional Items			
Bad Debt Expense			
Collection Expense			
Late Fees and Fines Billed			
Political & Charitable Contributions			
Legal Fees/Litigation Settlements			
Lobbying			
Franchise Taxes			
Spousal Travel			
Entertainment/Event Tickets			
Other			
Amortization - Airspace			
Amort - Non Compete			
Total Non-Allowable Costs			
Total Operating Revenues			
Total Operating Expenses (Net of Depreciation)			
Total Depreciation			
Less: Revenue Reduction (Disposal and Taxes)			
Total Operating Expense (net of Disposal and Taxes)			
Operating Expense Net of Revenue Reduction and Revenue Taxes			
Percentage of Net Operating Expense			
Overhead Allocation			
	<u>3.75%</u>	<u>0.03%</u>	<u>3.78%</u>

Confidential Material Protected under WAC 480-07-160

United States Actual All Products YTD 2019	United States Actual All Products YTD 2019
---	---

H00001 Consolidated Business Units	G00004 North
---------------------------------------	--------------

Total Operating Revenue


- OP Disposal Costs
- OP Labor Costs
- OP Building & Equipment Costs
- OP Fuel & Transportation Costs
- OP LF & Waste to Energy Costs
- OP Operations Support Costs
- OP Allocations
- OP Other Operating Costs

Total Operating Expenses

Less: Disposal

Operating, net of Disposal

Total Depr Depletion & Amort Expense



2020		2019		2018		2017		2016		2015		2014		2013		2012		2011		2010		2009		2008		2007		2006		2005		2004		2003		2002		2001		2000		1999		1998		1997		1996		1995		1994		1993		1992		1991		1990		1989		1988		1987		1986		1985		1984		1983		1982		1981		1980		1979		1978		1977		1976		1975		1974		1973		1972		1971		1970		1969		1968		1967		1966		1965		1964		1963		1962		1961		1960		1959		1958		1957		1956		1955		1954		1953		1952		1951		1950		1949		1948		1947		1946		1945		1944		1943		1942		1941		1940		1939		1938		1937		1936		1935		1934		1933		1932		1931		1930		1929		1928		1927		1926		1925		1924		1923		1922		1921		1920		1919		1918		1917		1916		1915		1914		1913		1912		1911		1910		1909		1908		1907		1906		1905		1904		1903		1902		1901		1900		1899		1898		1897		1896		1895		1894		1893		1892		1891		1890		1889		1888		1887		1886		1885		1884		1883		1882		1881		1880		1879		1878		1877		1876		1875		1874		1873		1872		1871		1870		1869		1868		1867		1866		1865		1864		1863		1862		1861		1860		1859		1858		1857		1856		1855		1854		1853		1852		1851		1850		1849		1848		1847		1846		1845		1844		1843		1842		1841		1840		1839		1838		1837		1836		1835		1834		1833		1832		1831		1830		1829		1828		1827		1826		1825		1824		1823		1822		1821		1820		1819		1818		1817		1816		1815		1814		1813		1812		1811		1810		1809		1808		1807		1806		1805		1804		1803		1802		1801		1800		1799		1798		1797		1796		1795		1794		1793		1792		1791		1790		1789		1788		1787		1786		1785		1784		1783		1782		1781		1780		1779		1778		1777		1776		1775		1774		1773		1772		1771		1770		1769		1768		1767		1766		1765		1764		1763		1762		1761		1760		1759		1758		1757		1756		1755		1754		1753		1752		1751		1750		1749		1748		1747		1746		1745		1744		1743		1742		1741		1740		1739		1738		1737		1736		1735		1734		1733		1732		1731		1730		1729		1728		1727		1726		1725		1724		1723		1722		1721		1720		1719		1718		1717		1716		1715		1714		1713		1712		1711		1710		1709		1708		1707		1706		1705		1704		1703		1702		1701		1700		1699		1698		1697		1696		1695		1694		1693		1692		1691		1690		1689		1688		1687		1686		1685		1684		1683		1682		1681		1680		1679		1678		1677		1676		1675		1674		1673		1672		1671		1670		1669		1668		1667		1666		1665		1664		1663		1662		1661		1660		1659		1658		1657		1656		1655		1654		1653		1652		1651		1650		1649		1648		1647		1646		1645		1644		1643		1642		1641		1640		1639		1638		1637		1636		1635		1634		1633		1632		1631		1630		1629		1628		1627		1626		1625		1624		1623		1622		1621		1620		1619		1618		1617		1616		1615		1614		1613		1612		1611		1610		1609		1608		1607		1606		1605		1604		1603		1602		1601		1600		1599		1598		1597		1596		1595		1594		1593		1592		1591		1590		1589		1588		1587		1586		1585		1584		1583		1582		1581		1580		1579		1578		1577		1576		1575		1574		1573		1572		1571		1570		1569		1568		1567		1566		1565		1564		1563		1562		1561		1560		1559		1558		1557		1556		1555		1554		1553		1552		1551		1550		1549		1548		1547		1546		1545		1544		1543		1542		1541		1540		1539		1538		1537		1536		1535		1534		1533		1532		1531		1530		1529		1528		1527		1526		1525		1524		1523		1522		1521		1520		1519		1518		1517		1516		1515		1514		1513		1512		1511		1510		1509		1508		1507		1506		1505		1504		1503		1502		1501		1500		1499		1498		1497		1496		1495		1494		1493		1492		1491		1490		1489		1488		1487		1486		1485		1484		1483		1482		1481		1480		1479		1478		1477		1476		1475		1474		1473		1472		1471		1470		1469		1468		1467		1466		1465		1464		1463		1462		1461		1460		1459		1458		1457		1456		1455		1454		1453		1452		1451		1450		1449		1448		1447		1446		1445		1444		1443		1442		1441		1440		1439		1438		1437		1436		1435		1434		1433		1432		1431		1430		1429		1428		1427		1426		1425		1424		1423		1422		1421		1420		1419		1418		1417		1416		1415		1414		1413		1412		1411		1410		1409		1408		1407		1406		1405		1404		1403		1402		1401		1400		1399		1398		1397		1396		1395		1394		1393		1392		1391		1390		1389		1388		1387		1386		1385		1384		1383		1382		1381		1380		1379		1378		1377		1376		1375		1374		1373		1372		1371		1370		1369		1368		1367		1366		1365		1364		1363		1362		1361		1360		1359		1358		1357		1356		1355		1354		1353		1352		1351		1350		1349		1348		1347		1346		1345		1344		1343		1342		1341		1340		1339		1338		1337		1336		1335		1334		1333		1332		1331		1330		1329		1328		1327		1326		1325		1324		1323		1322		1321		1320		1319		1318		1317		1316		1315		1314		1313		1312		1311		1310		1309		1308		1307		1306		1305		1304		1303		1302		1301		1300		1299		1298		1297		1296		1295		1294		1293		1292		1291		1290		1289		1288		1287		1286		1285		1284		1283		1282		1281		1280		1279		1278		1277		1276		1275		1274		1273		1272		1271		1270		1269		1268		1267		1266		1265		1264		1263		1262		1261		1260		1259		1258		1257		1256		1255		1254		1253		1252		1251		1250		1249		1248		1247		1246		1245		1244		1243		1242		1241		1240		1239		1238		1237		1236		1235		1234		1233		1232		1231		1230		1229		1228		1227		1226		1225		1224		1223		1222		1221		1220		1219		1218		1217		1216		1215		1214		1213		1212		1211		1210		1209		1208		1207		1206		1205		1204		1203		1202		1201		1200		1199		1198		1197		1196		1195		1194		1193		1192		1191		1190		1189		1188		1187		1186		1185		1184		1183		1182		1181		1180		1179		1178		1177		1176		1175		1174		1173		1172		1171		1170		1169		1168		1167		1166		1165		1164		1163		1162		1161		1160		1159		1158		1157		1156		1155		1154		1153		1152		1151		1150		1149		1148		1147		1146		1145		1144		1143		1142		1141		1140		1139		1138		1137		1136		1135		1134		1133		1132		1131		1130		1129		1128		1127		1126		1125		1124		1123		1122		1121		1120		1119		1118		1117		1116		1115		1114		1113		1112		1111		1110		1109		1108		1107		1106		1105		1104		1103		1102		1101		1100		1099		1098		1097		1096		1095		1094		1093		1092		1091		1090		1089		1088		1087		1086		1085		1084		1083		1082		1081		1080		1079		1078		1077		1076		1075		1074		1073		1072		1	
------	--	------	--	------	--	------	--	------	--	------	--	------	--	------	--	------	--	------	--	------	--	------	--	------	--	------	--	------	--	------	--	------	--	------	--	------	--	------	--	------	--	------	--	------	--	------	--	------	--	------	--	------	--	------	--	------	--	------	--	------	--	------	--	------	--	------	--	------	--	------	--	------	--	------	--	------	--	------	--	------	--	------	--	------	--	------	--	------	--	------	--	------	--	------	--	------	--	------	--	------	--	------	--	------	--	------	--	------	--	------	--	------	--	------	--	------	--	------	--	------	--	------	--	------	--	------	--	------	--	------	--	------	--	------	--	------	--	------	--	------	--	------	--	------	--	------	--	------	--	------	--	------	--	------	--	------	--	------	--	------	--	------	--	------	--	------	--	------	--	------	--	------	--	------	--	------	--	------	--	------	--	------	--	------	--	------	--	------	--	------	--	------	--	------	--	------	--	------	--	------	--	------	--	------	--	------	--	------	--	------	--	------	--	------	--	------	--	------	--	------	--	------	--	------	--	------	--	------	--	------	--	------	--	------	--	------	--	------	--	------	--	------	--	------	--	------	--	------	--	------	--	------	--	------	--	------	--	------	--	------	--	------	--	------	--	------	--	------	--	------	--	------	--	------	--	------	--	------	--	------	--	------	--	------	--	------	--	------	--	------	--	------	--	------	--	------	--	------	--	------	--	------	--	------	--	------	--	------	--	------	--	------	--	------	--	------	--	------	--	------	--	------	--	------	--	------	--	------	--	------	--	------	--	------	--	------	--	------	--	------	--	------	--	------	--	------	--	------	--	------	--	------	--	------	--	------	--	------	--	------	--	------	--	------	--	------	--	------	--	------	--	------	--	------	--	------	--	------	--	------	--	------	--	------	--	------	--	------	--	------	--	------	--	------	--	------	--	------	--	------	--	------	--	------	--	------	--	------	--	------	--	------	--	------	--	------	--	------	--	------	--	------	--	------	--	------	--	------	--	------	--	------	--	------	--	------	--	------	--	------	--	------	--	------	--	------	--	------	--	------	--	------	--	------	--	------	--	------	--	------	--	------	--	------	--	------	--	------	--	------	--	------	--	------	--	------	--	------	--	------	--	------	--	------	--	------	--	------	--	------	--	------	--	------	--	------	--	------	--	------	--	------	--	------	--	------	--	------	--	------	--	------	--	------	--	------	--	------	--	------	--	------	--	------	--	------	--	------	--	------	--	------	--	------	--	------	--	------	--	------	--	------	--	------	--	------	--	------	--	------	--	------	--	------	--	------	--	------	--	------	--	------	--	------	--	------	--	------	--	------	--	------	--	------	--	------	--	------	--	------	--	------	--	------	--	------	--	------	--	------	--	------	--	------	--	------	--	------	--	------	--	------	--	------	--	------	--	------	--	------	--	------	--	------	--	------	--	------	--	------	--	------	--	------	--	------	--	------	--	------	--	------	--	------	--	------	--	------	--	------	--	------	--	------	--	------	--	------	--	------	--	------	--	------	--	------	--	------	--	------	--	------	--	------	--	------	--	------	--	------	--	------	--	------	--	------	--	------	--	------	--	------	--	------	--	------	--	------	--	------	--	------	--	------	--	------	--	------	--	------	--	------	--	------	--	------	--	------	--	------	--	------	--	------	--	------	--	------	--	------	--	------	--	------	--	------	--	------	--	------	--	------	--	------	--	------	--	------	--	------	--	------	--	------	--	------	--	------	--	------	--	------	--	------	--	------	--	------	--	------	--	------	--	------	--	------	--	------	--	------	--	------	--	------	--	------	--	------	--	------	--	------	--	------	--	------	--	------	--	------	--	------	--	------	--	------	--	------	--	------	--	------	--	------	--	------	--	------	--	------	--	------	--	------	--	------	--	------	--	------	--	------	--	------	--	------	--	------	--	------	--	------	--	------	--	------	--	------	--	------	--	------	--	------	--	------	--	------	--	------	--	------	--	------	--	------	--	------	--	------	--	------	--	------	--	------	--	------	--	------	--	------	--	------	--	------	--	------	--	------	--	------	--	------	--	------	--	------	--	------	--	------	--	------	--	------	--	------	--	------	--	------	--	------	--	------	--	------	--	------	--	------	--	------	--	------	--	------	--	------	--	------	--	------	--	------	--	------	--	------	--	------	--	------	--	------	--	------	--	------	--	------	--	------	--	------	--	------	--	------	--	------	--	------	--	------	--	------	--	------	--	------	--	------	--	------	--	------	--	------	--	------	--	------	--	------	--	------	--	------	--	------	--	------	--	------	--	------	--	------	--	------	--	------	--	------	--	------	--	------	--	------	--	------	--	------	--	------	--	------	--	------	--	------	--	------	--	------	--	------	--	------	--	------	--	------	--	------	--	------	--	------	--	------	--	------	--	------	--	------	--	------	--	------	--	------	--	------	--	------	--	------	--	------	--	------	--	------	--	------	--	------	--	------	--	------	--	------	--	------	--	------	--	------	--	------	--	------	--	------	--	------	--	------	--	------	--	------	--	------	--	------	--	------	--	------	--	------	--	------	--	------	--	------	--	------	--	------	--	------	--	------	--	------	--	------	--	------	--	------	--	------	--	------	--	------	--	------	--	------	--	------	--	------	--	------	--	------	--	------	--	------	--	------	--	------	--	------	--	------	--	------	--	------	--	------	--	------	--	------	--	------	--	------	--	------	--	------	--	------	--	------	--	------	--	------	--	------	--	------	--	------	--	------	--	------	--	------	--	------	--	------	--	------	--	------	--	------	--	------	--	------	--	------	--	------	--	------	--	------	--	------	--	------	--	------	--	------	--	------	--	------	--	------	--	------	--	------	--	------	--	------	--	------	--	------	--	------	--	------	--	------	--	------	--	------	--	------	--	------	--	------	--	------	--	------	--	------	--	------	--	------	--	------	--	------	--	------	--	------	--	------	--	------	--	------	--	------	--	------	--	------	--	------	--	------	--	------	--	------	--	------	--	------	--	------	--	------	--	------	--	------	--	------	--	------	--	------	--	------	--	------	--	------	--	------	--	------	--	------	--	------	--	------	--	------	--	------	--	------	--	------	--	------	--	------	--	------	--	------	--	------	--	------	--	------	--	------	--	------	--	------	--	------	--	------	--	------	--	------	--	------	--	------	--	------	--	------	--	------	--	------	--	------	--	------	--	------	--	------	--	------	--	------	--	------	--	------	--	------	--	------	--	------	--	------	--	------	--	------	--	------	--	------	--	------	--	------	--	------	--	------	--	------	--	------	--	------	--	------	--	------	--	------	--	------	--	------	--	------	--	------	--	------	--	------	--	------	--	------	--	------	--	------	--	------	--	------	--	------	--	------	--	------	--	------	--	------	--	------	--	------	--	------	--	------	--	------	--	------	--	------	--	------	--	------	--	------	--	------	--	------	--	------	--	------	--	------	--	------	--	------	--	------	--	------	--	------	--	------	--	------	--	------	--	------	--	------	--	------	--	------	--	------	--	------	--	------	--	------	--	------	--	------	--	------	--	------	--	------	--	------	--	------	--	------	--	------	--	------	--	------	--	------	--	------	--	------	--	------	--	------	--	------	--	------	--	------	--	------	--	------	--	------	--	------	--	------	--	------	--	------	--	------	--	------	--	------	--	------	--	------	--	------	--	------	--	------	--	------	--	------	--	------	--	------	--	------	--	------	--	------	--	------	--	------	--	------	--	------	--	------	--	------	--	------	--	------	--	------	--	------	--	------	--	------	--	------	--	------	--	------	--	------	--	------	--	------	--	------	--	------	--	------	--	------	--	------	--	------	--	------	--	------	--	------	--	------	--	------	--	------	--	------	--	------	--	------	--	------	--	------	--	------	--	------	--	------	--	------	--	------	--	------	--	------	--	------	--	------	--	------	--	------	--	------	--	------	--	------	--	------	--	------	--	------	--	------	--	------	--	------	--	------	--	------	--	------	--	------	--	------	--	------	--	------	--	------	--	------	--	------	--	------	--	------	--	------	--	------	--	------	--	------	--	------	--	------	--	------	--	------	--	------	--	------	--	------	--	------	--	------	--	------	--	------	--	------	--	------	--	------	--	------	--	------	--	------	--	------	--	------	--	------	--	------	--	------	--	------	--	------	--	------	--	------	--	------	--	------	--	------	--	------	--	------	--	------	--	------	--	------	--	------	--	------	--	------	--	------	--	------	--	------	--	------	--	------	--	------	--	------	--	------	--	------	--	------	--	------	--	------	--	------	--	------	--	------	--	------	--	------	--	------	--	------	--	------	--	------	--	------	--	------	--	------	--	------	--	------	--	------	--	------	--	------	--	------	--	------	--	------	--	------	--	------	--	------	--	------	--	------	--	------	--	------	--	---	--

Actual
 United States
 K00033 Corporate Office
 YTD 2019
 C.RMC

Confidential Material Protected under WAC 480-07-160
 United States
 K00033 Corporate Office
 YTD 2019
 C.CBC

Area	Total 2019 Invoices	%
33	656	0%
113	674,073	3%
114	941,918	5%
117	1,760,114	9%
125	1,422,708	7%
126	720,537	4%
129	1,170,927	6%
133	2,334,310	12%
136	1,318,086	7%
139	583,484	3%
149	602,306	3%
152	874,958	4%
164	1,920,292	10%
175	3,086,914	15%
181	749,365	4%
185	1,685,167	8%
199	142,737	1%
202	61,942	0%
226	10,166	0%
228	28,488	0%
232	361	0%
236	44,377	0%
Grand Total	20,133,886	100%

	Line	Total	Allocated PNW	Seattle	South Sound
Income From Operations					
610510 Wages - Salaried G&A					
611010 Wages - Hourly G&A					
611510 Wages - Overtime G&A					
612010 Wages - Bonus G&A					
612070 Wages - Bonus Hourly					
612610 Wages - Other Comp G&A					
612710 Wages - Comp Absences G&A					
612810 Wages - Vacation G&A					
612890 Wages - Vacation Other					
612910 Wages - Severance G&A					
613000 Group Insurance - WMI					
614000 Employer 401K Matching					
614300 Safety Program Expense					
615000 Payroll Tax Expense					
616100 Temporary Agency Labor					
618100 Employment Fees					
618200 Employee & Community Activity					
618900 Other Employee Costs					
623000 Building Maintenance					
630000 Taxes - Personal Property					
632000 Security					
660500 Promotional Items					
661500 Collection Expense					
664100 PC Expense					
664300 Software Maintenance					
664500 Software License Expense					
667000 Dues and Subscriptions					
667200 Professional Dues					
671000 License, Fees, Permits					
675000 Miscellaneous					
676000 Postage					
677000 Printing					
677500 Procurement Card Rebate					
678200 Consulting Fees					
678300 Legal Fees					
678900 Other Professional Fees					
679000 Offsite Storage					
681300 Training Expense					
682000 Office Supplies					
682900 Other Supplies					
684000 Telephone - Office					
684100 Telephone - Mobile/Pager					
685000 Travel - Auto					
685100 Travel - Airlines					
685200 Travel - Meals					
685300 Travel - Lodging					
685600 Travel - Other					
685700 Entertainment					
685900 Meals					

474,101.81

Confidential Material Protected under WAC 480-07-160

Actual
9058 Southwest Call Ctr

YTD 2019 Seattle South Sound

- 610510 Wages - Salaried G&A
- 611010 Wages - Hourly G&A
- 611510 Wages - Overtime G&A
- 612010 Wages - Bonus G&A
- 612510 Wages - Commissions G&A
- 612610 Wages - Other Comp G&A
- 612710 Wages - Comp Absences G&A
- 612810 Wages - Vacation G&A
- 612910 Wages - Severance G&A
- 613000 Group Insurance - WMI
- 614000 Employer 401K Matching
- 614300 Safety Program Expense
- 615000 Payroll Tax Expense
- 618000 Employee Relocation Expense
- 618100 Employment Fees
- 618200 Employee & Community Activity
- 618900 Other Employee Costs
- 623000 Building Maintenance
- 623900 Other Buildings Maintenance
- 624400 Third Party Equipment Maint
- 632000 Security
- 660500 Promotional Items
- 664000 Computer Supplies
- 664100 PC Expense
- 664200 Hardware Maintenance
- 664400 Hardware Lease Expense
- 675000 Miscellaneous
- 677000 Printing
- 678300 Legal Fees
- 681100 Seminars & Education
- 682000 Office Supplies
- 682900 Other Supplies
- 684000 Telephone - Office
- 684100 Telephone - Mobile/Pager
- 685000 Travel - Auto
- 685100 Travel - Airlines
- 685200 Travel - Meals
- 685300 Travel - Lodging
- 685600 Travel - Other
- 685900 Meals
- 698000 Allocation out

Income From Operations

[REDACTED]	[REDACTED]	[REDACTED]
------------	------------	------------

Phoenix HC by Market Area (x)	Headcount	%
Four Corners	69	17%
Florida	77	19%
Greater Mid-Atlantic	43	11%
Northern California	87	21%
Pacific Northwest	100	25%
South Atlantic	29	7%
Total PHX ICR + CSR Reps	405	100%

Confidential Material Protected under WAC 480-07-160

<u>Billing Co.</u>	<u>BU #</u>	<u>Grand Total</u>	<u>%</u>	<u>WRR Annual Dues</u>	<u>% Allowable in Rates</u>
North Sound	2677				
Marysville	4968				
Brem-Air	0029				
Seattle	2565				
South Sound	1055				
Skagit	0043				
Wenatchee	2674				
Ellensburg	1815				
Spokane	2681				
Kennewick	1819				
Medical Waste	2947				
Total Regulated Revenue				<u>\$ 105,000</u>	82%
<u>Percentage of Operating Expenses</u>					
Residential Garbage					
Residential Yard Waste					
Residential Recycling					
Commercial Garbage					
Roll Off Garbage					

Confidential Material Protected under WAC 480-07-160

Average Investment:

Total Asset Cost

Accumulated Depreciation - 12/31/14

Average Investment

Debt Percentage

Cost of Debt

Weighted Cost of Debt

Equity Percentage

Cost of Equity

15.00%

Weighted Cost of Equity

Return on Investment

Amount of Return on Investment Allowed

Total Annualized Operating Costs

Total Annualized Tonnage Processed

Processing Fee per ton

\$ 136.46

JMK
Operations Income Statement
Actuals and Prior Year Comparison


For the Period Ending October 31, 2020
Confidential Material Protected under WAC 480-07-160

Currency: USD

Current
Year-to-Date
Actual
Oct - 2020 **%**

Operating Revenue
External Operating Revenue

Tip Fees	451200
MRF Rcy Contamination Fee	451300
MRF Recycling Fuel Charge	451500
MRF Rcy Environmental Charge	451600
Other Processing Fees	451900
Recycling Processing Fees	
Newspaper #8 Sales	452080
Baled Corrugated Sales	452150
Baled High Grade Paper Sales	452250
Baled Mixed Paper Sales	452350
Other Paper Sales	452500
Paper Sales	
Tin Can Sales	452800
Loose Aluminum Sales	452900
Baled Aluminum Sales	452950
Other Metal Sales	453090
Metal Sales	
Mixed Plastic Sales	453700
Clear PET Sales	453800
Mixed HDPE Sales	453900
Natural HDPE Sales	453910
Pigment HDPE Sales	453920
Film Plastic Sales	453940
Other Plastic Sales	454000
Plastic Sales	
Other Material Sales	454900
Other Recyclable Products	
Recycling Material Sales	
Sales - Recycling	
Other Operating Revenue	458700
Other Core	



JMK
Operations Income Statement
Actuals and Prior Year Comparison

For the Period Ending October 31, 2020
Confidential Material Protected under WAC 480-07-160

Currency: USD

Current
Year-to-Date
Actual
Oct - 2020

%

Other Core Business			
Other Core Business			
Other Operating Revenue			
External Operating Revenue			
Intercompany Operating Revenue			
IC MRF Rcy Processing Fees	490000		
IC Tip Fees	491200		
IC MRF Rcy Contamination Fee	491300		
IC Recycling Processing			
IC Material Sales	492000		
IC Recycling Material Sales			
Sales - Intercompany Recycling			
Intercompany Operating Revenue			
Total Operating Revenue			
Revenue Reduction			
Disposal to Landfill	500000		
Disposal to Landfill			
Disposal to Other Facility	500800		
Disposal to Other Facility			
MRF Tipping Fees	500700		
Disposal to MRF			
External Disposal Costs			
Disposal to IC Landfill	501000		
Disposal to Landfill - IC			
IC MRF Tipping Fees	501700		
Disposal to MRF - IC			
Disp to Other IC Facility	501800		
Disposal to Other Facility-IC			
Internal Disposal Costs			
Subcontractor Hauling Costs	502500		
Subcontractor Costs - General			
Third Party Subcontractor Cost			

JMK
Operations Income Statement
Actuals and Prior Year Comparison

For the Period Ending October 31, 2020
Confidential Material Protected under WAC 480-07-160

Currency: USD

Current
Year-to-Date
Actual
Oct - 2020

%

IC Subcontractor Costs	502700
IC Subcontract Costs - General	
Subcontractor Costs - IC	
Subcontractor Costs	
COGS Commercial ONP	507000
COGS Commercial OCC	507010
COGS Hi Grades	507020
COGS Comm Mixed Fiber	507030
Other Third Party COGS	507390
Third Party Cost of Goods Sold	
IC COGS Commercial ONP	507400
IC COGS Commercial OCC	507410
IC COGS Comm Mixed Fiber	507430
IC COGS Res Single Stream	507610
Other Intercompany COGS	507790
Cost of Good Sold - Intercomp	
Freight	507800
Inventory Burden	507850
Customer Rebates	507900
Other Cost of Goods Sold	
Cost of Goods Sold	
Municipal Franchise Fees	509500
Disposal Fees and Taxes	
Disposal Costs	
Total Revenue Reduction	
Net Revenue	
Operating Expenses	
Direct Labor Costs	
Direct Labor Costs	
Wages - Hourly Operations	511010
Wages Hourly	
Wages - Overtime Operations	511510
Wages Overtime	

**JMK
Operations Income Statement
Actuals and Prior Year Comparison**

**For the Period Ending October 31, 2020
Confidential Material Protected under WAC 480-07-160**

Currency: USD

**Current
Year-to-Date
Actual
Oct - 2020**

%

Wages - Other Comp Ops	512610	
Wages - Other Compensation		
Wages - Comp Absences Ops	512710	
Wages - Compensated Absences		
Salaries & Wages		
Group Insurance - WMI	513000	
Group Insurance		
Workers Compensation - Premium	513100	
Workers Compensation - Claims	513150	
Workers Compensation Insurance		
Employee Insurance Costs		
Employer 401K Matching	514000	
Employee Benefit Costs		
Insurance & Benefits		
Payroll Tax Expense	515000	
Payroll Tax Expense		
Temporary Agency Labor	516100	
Contract Labor		
Employment Fees	518100	
Uniforms	518400	
Other Employee Costs	518900	
Other Employee Costs		
Labor Costs		
Miscellaneous	575000	
Miscellaneous		
Operations Support Costs		
Direct Labor Costs		
Direct Labor Costs		
Primary Equipment Costs		
Primary Equipment Fixed		
Truck/Primary Equipment Fix		
Rental - Ops Equipment	531200	
Rental		

JMK
Operations Income Statement
Actuals and Prior Year Comparison

For the Period Ending October 31, 2020
Confidential Material Protected under WAC 480-07-160

Currency: USD

Current
Year-to-Date
Actual
Oct - 2020

%

Building, Land, Lease & Equip	
Insurance - General Liability	570400
Insurance - Umbrella	570500
Insurance Premiums	
Uninsured Loss - Corp Charge	570800
Insurance Claims	
Insurance & Claims	
Operations Support Costs	
Depreciation - Primary LF Equip	700100
Depreciation - Support Vehicle	700200
Interfaced Depreciation	
Depreciation	
Depreciation & Depletion	
Truck/Primary Equipment Equipment Fixed costs	
Primary Equipment Fixed	
Primary Equipment Variable Cost	
Truck/Primary Equipment Variable & Shop Costs	
Wages - Salaried Operations	510510
Wages - Salaried	
Wages - Hourly Operations	511010
Wages Hourly	
Wages - Overtime Operations	511510
Wages Overtime	
Wages - Bonus Operations	512010
Wages - Bonus	
Wages - Other Comp Ops	512610
Wages - Other Compensation	
Wages - Comp Absences Ops	512710
Wages - Compensated Absences	
Salaries & Wages	
Group Insurance - WMI	513000
Group Insurance	
Workers Compensation - Premium	513100

JMK
Operations Income Statement
Actuals and Prior Year Comparison

For the Period Ending October 31, 2020
Confidential Material Protected under WAC 480-07-160

Currency: USD

Current
Year-to-Date
Actual
Oct - 2020

%

Workers Compensation - Claims	513150		
Workers Compensation Insurance			
Employee Insurance Costs			
Employer 401K Matching	514000		
Employee Benefit Costs			
Insurance & Benefits			
Payroll Tax Expense	515000		
Payroll Tax Expense			
Employment Fees	518100		
Uniforms	518400		
Other Employee Costs	518900		
Other Employee Costs			
Labor Costs			
Shop Paint Expense	525100		
Maint-Steel, Paint & Container			
New, Retread & Repaired Tires	520000		
Tire Inventory Adjustments	520400		
Other Tire Maintenance	520900		
Maintenance - Tires			
Parts Inventory Expense	521000		
Parts Expense - Core Charges	521050		
Maintenance Supplies Expense	521100		
Small Tools Expense	521200		
Non Stock Parts Expense	521300		
Parts Inventory Adjustments	521400		
Obsolete Parts Expense	521500		
MRF Screen Rubber Stars	521700		
Industrial Gases	521800		
Maintenance - Parts & Supplies			
Primary Lubricants	522000		
Maintenance - Lubricants			
Third Party Repairs	524000		
Third Party Washing	524200		
Third Party Towing	524300		
Third Party Equipment Maint	524400		

JMK
Operations Income Statement
Actuals and Prior Year Comparison

For the Period Ending October 31, 2020
Confidential Material Protected under WAC 480-07-160

Currency: USD

Current
Year-to-Date
Actual
Oct - 2020

%

Other Third Party Maintenance	524900	
Maintenance - Third Party Svcs		
Maintenance & Repairs		
Rental - Ops Equipment	531200	
Rental		
Building, Land, Lease & Equip		
Clear Diesel Fuel - On Hwy	535000	
Dyed Diesel Fuel - Off Hwy	535050	
Diesel Emission Fuel Additive	535090	
Gasoline	535100	
Propane Fuel	535200	
Fuel		
Fuel Tax Credit	536000	
Fuel Tax Credit		
Fuel & Transportation Costs		
Insurance - General Liability	570400	
Insurance - Umbrella	570500	
Insurance Premiums		
Insurance & Claims		
Environmental Compliance	568000	
Environmental Compliance		
Procurement Card Rebate	577500	
Procurement Card Rebate		
Training Expense	581300	
Seminars & Education		
Other Supplies	582900	
Supplies		
Telephone - Mobile/Pager	584100	
Telecommunications		
Travel - Auto	585000	
Travel - Airlines	585100	
Travel - Meals	585200	
Travel - Lodging	585300	
Travel		

JMK
Operations Income Statement
Actuals and Prior Year Comparison

For the Period Ending October 31, 2020
Confidential Material Protected under WAC 480-07-160

Currency: USD

Current
Year-to-Date
Actual
Oct - 2020

%

Travel & Entertainment
 Operations Support Costs

Allocation in 598100
 Allocations

Depreciation - Equipment 700400

Depreciation - Buildings 700600

Interfaced Depreciation

Estimated Depreciation 703000

Non Interfaced Depreciation

Depreciation

Depreciation & Depletion

Truck/Primary Equipment Variable & Shop Costs

Primary Equipment Costs

Secondary Equipment Costs

Secondary Equipment Fixed Costs

Container/Secondary Equipment Fixed Costs

Secondary Equipment Variable Costs

Container/Secondary Equipment External Variable & Shop Co

Travel - Meals 585200

Travel - Lodging 585300

Travel

Travel & Entertainment

Operations Support Costs

Secondary Equipment Variable Costs

Secondary Equipment Costs

Operating Costs

Landfill Operating Costs

Landfill Operating Costs

JMK
Operations Income Statement
Actuals and Prior Year Comparison

For the Period Ending October 31, 2020
Confidential Material Protected under WAC 480-07-160

Currency: USD

Current
Year-to-Date
Actual
Oct - 2020

%

Landfill Royalties & Airspace	
Waste to Energy Costs	
WTE Costs	
Operations Support and Other	
Operations Support Costs	
Wages - Salaried Operations	510510
Wages - Salaried	
Wages - Hourly Operations	511010
Wages Hourly	
Wages - Overtime Operations	511510
Wages Overtime	
Wages - Bonus Operations	512010
Wages - Bonus	
Wages - Other Comp Ops	512610
Wages - Other Compensation	
Wages - Comp Absences Ops	512710
Wages - Compensated Absences	
Salaries & Wages	
Group Insurance - WMI	513000
Group Insurance	
Workers Compensation - Premium	513100
Workers Compensation Insurance	
Employee Insurance Costs	
Employer 401K Matching	514000
Safety Program Expense	514300
Employee Benefit Costs	
Insurance & Benefits	
Payroll Tax Expense	515000
Payroll Tax Expense	
Temporary Agency Labor	516100
Contract Labor	
Employment Fees	518100
Employee & Community Activity	518200
Medical Expense	518300
Uniforms	518400
Other Employee Costs	

JMK
Operations Income Statement
Actuals and Prior Year Comparison

For the Period Ending October 31, 2020
Confidential Material Protected under WAC 480-07-160

Currency: USD

Current
Year-to-Date
Actual
Oct - 2020

%

Labor Costs

Parts Inventory Expense	521000
Maintenance Supplies Expense	521100
Small Tools Expense	521200
Maintenance - Parts & Supplies	
Building Maintenance	523000
Grounds Maintenance	523100
Maintenance - Buildings	
Third Party Equipment Maint	524400
Maintenance - Third Party Svcs	
Maintenance & Repairs	
Taxes - Personal Property	530000
Taxes - Real Property	530100
Property Taxes	
Security	532000
Security	
Rental - Land-Bldg-Office	531000
Rental - Office Equipment	531100
Rental - Ops Equipment	531200
Leasing System Rental Expense	531500
Other Related Lease Expenses	531600
Rental	
Utilities	534000
Utilities	
Building, Land, Lease & Equip	
Gasoline	535100
Fuel	
Vehicle License, Fees, Permits	537500
Vehicle Transportation Costs	
Fuel & Transportation Costs	
Computer Supplies	564000
PC Expense	564100
Computer Costs	

JMK
Operations Income Statement
Actuals and Prior Year Comparison

For the Period Ending October 31, 2020
Confidential Material Protected under WAC 480-07-160

Currency: USD

Current
Year-to-Date
Actual
Oct - 2020

%

Environmental Compliance	568000		
Environmental Compliance			
Dues and Subscriptions	567000		
Dues and Subscriptions			
Insurance - Building	570200		
Insurance - General Liability	570400		
Insurance - Umbrella	570500		
Insurance Premiums			
Performance Bond Expense	570900		
Performance Bond Expense			
Insurance & Claims			
License, Fees, Permits	571000		
License, Fees, Permits			
Postage	576000		
Postage			
Miscellaneous	575000		
Miscellaneous			
Procurement Card Rebate	577500		
Procurement Card Rebate			
Training Expense	581300		
Seminars & Education			
Office Supplies	582000		
Bale Wire	582100		
Other Supplies	582900		
Supplies			
Telephone - Office	584000		
Telephone - Mobile/Pager	584100		
Specialized Operations Equipmt	584200		
Telecommunications			
Travel - Auto	585000		
Travel - Airlines	585100		
Travel - Meals	585200		
Travel - Lodging	585300		
Travel - Other	585600		
Travel			
Travel & Entertainment			

JMK
Operations Income Statement
Actuals and Prior Year Comparison

For the Period Ending October 31, 2020
Confidential Material Protected under WAC 480-07-160

Currency: USD

Current
Year-to-Date
Actual
Oct - 2020

%

Operations Support Costs

Depreciation - Buildings 700600

Depreciation - Leasehold Imprv 700700

Interfaced Depreciation

Depreciation

Depreciation & Depletion

Operations Support Costs

Other Operating Expenses

Sale of Assets - PS System 599000

Sale of Assets - Non-PS System 599050

Sale of Assets

Other Operating Costs

Other Operating Expenses

Operation Support and Other

Operating Costs

Operating Expenses

Gross Profit

Sales, General, and Administrative

Sales Expenses

Sales Expenses

Workers Compensation - Premium 613100

Workers Compensation Insurance

Employee Insurance Costs

Insurance & Benefits

Labor Costs

Sales Expense

Sales Expense

JMK
Operations Income Statement
Actuals and Prior Year Comparison

For the Period Ending October 31, 2020
Confidential Material Protected under WAC 480-07-160

Currency: USD

Current
Year-to-Date
Actual
Oct - 2020

%

General and Administrative Expenses

Employment Fees 618100
 Other Employee Costs
 Labor Costs

Credit Card Fees 662100
 Bank Charges

Dues and Subscriptions 667000

Dues & Subscriptions

Insurance - General Liability 670400

Insurance - Umbrella 670500

Insurance Premiums

Insurance & Claims

Postage 676000

Postage

SG&A Support Costs

Corporate Intangible Charge 705950

Corporate Intangible Charge

Amort - Customer Lists 706100

Other Intangible Amortization

Intangible Amortization

General and Administrative Expenses
Sales, General, and Administrative

Restructuring and Unusual Items
Income From Operations (EBIT)

Other Income/(Expense)
Income From Operations Before Taxes

Provision for Income Taxes
Current Income Tax Expense

JMK
Operations Income Statement
Actuals and Prior Year Comparison

For the Period Ending October 31, 2020
Confidential Material Protected under WAC 480-07-160

Currency: USD

Current
Year-to-Date
Actual
Oct - 2020

%

Current Deferred Tax Expense
Long Term Deferred Tax Expense
Income From Continuing Operations

Discontinued, Extraordinary, and Cumulative E
Net Income/(Loss)

Noncontrolling Interest

Net Income/(Loss) Attributable to WMI
Preferred Stock Dividends

Income Available to Common Shareholders

Income From Operations (EBIT)

Add:

Depreciation & Depletion

Intangible Amortization

EBITDA

Productivity: MRF

External Inbound Tons

Internal Inbound Tons

Total Inbound Tons

Total Revenue Per Inbound Ton

External Recycling Tons Sold

Total Operating Revenue

Operating Expenses

Income From Operations (EBIT)

JMK
Operations Income Statement
Actuals and Prior Year Comparison

For the Period Ending October 31, 2020
Confidential Material Protected under WAC 480-07-160

Currency: USD

Current
Year-to-Date
Actual
Oct - 2020


%

Total Revenue Per Tons Sold
Total Operating Expenses Per Ton
EBIT Margin
EBIT Per Ton

Total Cost incl. Disposal and Trans.
Less: Cost to process Baled OCC
Net processing Costs

Total Tonnage
Less: Non SS
Add: Residue

Net SS Tonnage Processed
Processing Cost



Show All
Print

Date Run: 12/08/20
Time Run: 1:43:56 PM

Net Book Value Detail
Business Unit: 04959 - 04959
Book: FINANCIAL
As of Year 2020, Period 8

Confidential Material Protected under WAC 480-07-160

BU #	Asset	Description	Unit#	GL		Cost	Current Mo Depr	Prior Pd Depr	YTD Depr	LTD Depr	NBV
				Acct	Qty						
04959	00000800101	SCALES		172100	1	85,116.95	709.31	0.00	5,674.48	57,453.96	27,662.99
04959	00000800092	CONVEYOR		172100	1	3,624,439.21	30,203.66	0.00	241,629.28	2,446,496.49	1,177,942.72
04959	00000800090	ONP BALER		172100	1	97,242.21	0.00	0.00	0.00	97,242.21	0.00
04959	00000800140	OCC Screen		172100	1	86,375.16	719.79	0.00	5,758.32	58,303.21	28,071.95
04959	00000800089	BYPASS BALER		172100	1	97,242.22	0.00	0.00	0.00	97,242.22	0.00
04959	00000800096	GLASS CLEANING		172100	1	305,012.30	2,541.77	0.00	20,334.16	205,883.31	99,128.99
04959	00000800099	OPTICAL SORTER		172100	1	420,916.27	3,507.64	0.00	28,061.12	284,118.53	136,797.74
04959	00000800136	PET TiTech AS4		172100	1	320,090.96	3,334.28	0.00	26,674.24	76,688.45	243,402.51
04959	00000800095	FILM COLLECTION		172100	1	535,181.04	4,459.84	0.00	35,678.72	361,247.18	173,933.86
04959	00000800160	PAPER MINI CONV		172100	1	67,998.96	809.51	0.00	6,476.08	12,142.66	55,856.30
04959	00000800164	PAPER MINI CONV		172100	1	0.00	0.00	0.00	0.00	0.00	0.00
04959	00000800176	PAPER MINI CONV		172100	1	64,335.42	765.90	0.00	6,127.20	11,488.49	52,846.93
04959	00000800168	BROWNS XFER CONV		172100	1	90,880.30	1,081.91	0.00	8,655.28	16,228.64	74,651.66
04959	00000800094	EDDY CURRENT SEP		172100	1	103,722.73	864.36	0.00	6,914.88	70,012.87	33,709.86
04959	00000800157	L1 Banana Infeed		172100	1	187,261.44	2,229.30	0.00	17,834.40	33,439.52	153,821.92
04959	00000800102	L1 Banana Screen		172100	1	86,375.16	719.79	0.00	5,758.32	58,303.22	28,071.94
04959	00000800145	L2 Banana Screen		172100	1	317,640.98	2,647.01	0.00	21,176.08	214,407.65	103,233.33
04959	00000800156	L2 Banana infeed		172100	1	187,261.44	2,229.30	0.00	17,834.40	33,439.52	153,821.92
04959	00000800172	BLOWER FOR HD-NAT		172100	1	174,912.33	2,082.29	0.00	16,658.32	31,234.35	143,677.98
04959	00000800169	REJECTS XFER CONV		172100	1	76,115.84	906.14	0.00	7,249.12	13,592.11	62,523.73
04959	00000800170	REJECTS XFER CONV		172100	1	94,922.61	1,130.03	0.00	9,040.24	16,950.46	77,972.15
04959	00000800027	BALEMASTER EO-4747		172100	1	311,798.00	0.00	0.00	0.00	311,798.00	0.00
04959	00000800091	HARRIS 2 RAM BALER		172100	2	944,916.73	0.00	0.00	0.00	944,916.73	0.00
04959	00000800103	SORT LINE INTEREST		172100	1	394,173.37	3,284.78	0.00	26,278.24	266,067.04	128,106.33
04959	00000800173	BLOWER FOR HD-COLOR		172100	1	174,912.33	2,082.29	0.00	16,658.32	31,234.35	143,677.98
04959	00000800161	PAPER TRANSFER CONV		172100	1	114,332.55	1,361.10	0.00	10,888.80	20,416.51	93,916.04
04959	00000800149	COMPRESSORS - 150HP		172100	1	115,391.40	1,923.19	0.00	15,385.52	28,847.85	86,543.55
04959	00000800139	COMPRESSORS - 150HP		172100	1	181,348.17	3,022.47	0.00	24,179.76	45,337.05	136,011.12
04959	00000800166	OCC OPTIC ACCELL CONV		172100	1	99,362.70	1,182.89	0.00	9,463.12	17,743.35	81,619.35
04959	00000800154	ONP Transfer Conveyor		172100	1	115,395.76	1,373.76	0.00	10,990.08	20,606.39	94,789.37
04959	00000800155	ONP Transfer Conveyor		172100	1	110,149.36	1,311.30	0.00	10,490.40	19,669.51	90,479.85
04959	00000800110	Conveyor-35A Feed Conv		172100	1	39,220.20	326.84	0.00	2,614.72	25,166.34	14,053.86
04959	00000800114	Glass Inspection Table		172100	1	5,890.28	70.12	0.00	560.96	5,048.80	841.48
04959	00000800171	HD OPTICAL ACCELL CONV		172100	1	113,141.67	1,346.93	0.00	10,775.44	20,203.91	92,937.76
04959	00000800082	JMK SINGLE STREAM PT 1		172100	1	3,720,512.36	31,004.27	0.00	248,034.16	2,542,350.12	1,178,162.24
04959	00000800083	JMK SINGLE STREAM PT 2		172100	1	51,080.00	425.67	0.00	3,405.36	34,904.69	16,175.31
04959	00000800084	JMK SINGLE STREAM PT 3		172100	1	2,671,286.96	22,260.72	0.00	178,085.76	1,825,379.39	845,907.57
04959	00000800098	MATERIAL STORAGE CAGES		172100	1	246,916.27	2,057.64	0.00	16,461.12	166,668.53	80,247.74
04959	00000800030	MILLER BIG 50 D WELDER		172100	1	3,063.00	0.00	0.00	0.00	3,063.00	0.00
04959	00000800111	Conveyor-35C Fines Xfer		172100	1	133,879.15	1,115.66	0.00	8,925.28	85,905.79	47,973.36
04959	00000800113	Screen-35B Fines Screen		172100	1	141,887.52	1,182.40	0.00	9,459.20	91,044.51	50,843.01
04959	00000800174	HD OPTICAL SORTER & HOOD		172100	1	0.00	0.00	0.00	0.00	0.00	0.00
04959	00000800178	HD OPTICAL SORTER & HOOD		172100	1	524,811.21	6,247.75	0.00	49,982.00	93,716.27	431,094.94
04959	00000800074	KOGLER FRONT END BANANA	9	172100	1	224,143.01	0.00	0.00	0.00	224,143.01	0.00
04959	00000800152	L1 - ONP Screen/Top Deck		172100	1	437,768.19	5,211.53	0.00	41,692.24	78,172.92	359,595.27
04959	00000800150	L2 - ONP SCREEN/TOP DECK		172100	1	454,948.01	5,416.05	0.00	43,328.40	81,240.73	373,707.28
04959	00000800026	BALEMASTER BALER-RESIDUAL		172100	1	9,899.00	0.00	0.00	0.00	9,899.00	0.00
04959	00000800167	OCC OPTICAL SORTER & HOOD		172100	1	684,415.08	8,147.80	0.00	65,182.40	122,216.99	562,198.09
04959	00000800034	ROUGHDECK 4X4 FLOOR SCALE		172100	1	1,442.00	0.00	0.00	0.00	1,442.00	0.00

Net Book Value Detail
 Business Unit: 04959 - 04959
 Book: FINANCIAL
 As of Year 2020, Period 8

[Show All](#)
[Print](#)

Date Run: 12/08/20
 Time Run: 1:43:56 PM

Confidential Material Protected under WAC 480-07-160

BU #	Asset	Description	Unit#	GL Acct	Qty	Cost	Current Mo Depr	Prior Pd Depr	YTD Depr	LTD Depr	NBV
04959	00000800033	WILTON COMPOUND MITER SAW		172100	1	3,370.00	0.00	0.00	0.00	3,370.00	0.00
04959	00000800081	06 Genie Z45/25J Boom Lift	904203	172100	1	30,107.04	0.00	0.00	0.00	30,107.04	0.00
04959	00000800017	AM 8043 HOR BALER & KRAUSE		172100	1	0.00	0.00	0.00	0.00	0.00	0.00
04959	00000800018	BALEMASTER - INSTALL COSTS		172100	1	0.00	0.00	0.00	0.00	0.00	0.00
04959	00000800165	BROWNS.REJECTS TRANSF CONV		172100	1	0.00	0.00	0.00	0.00	0.00	0.00
04959	00000800177	BROWNS.REJECTS TRANSF CONV		172100	1	119,721.18	1,425.25	0.00	11,402.00	21,378.77	98,342.41
04959	00000800023	BU CYLINDER FOR BALEMASTER		172100	1	24,641.00	0.00	0.00	0.00	24,641.00	0.00
04959	00000800109	Conveyor-34A Mix Papr Xfer		172100	1	33,276.16	277.30	0.00	2,218.40	21,352.20	11,923.96
04959	00000800024	INFEED CONVEYOR BALEMASTER		172100	1	24,866.00	0.00	0.00	0.00	24,866.00	0.00
04959	00000800162	L1 PAPER OPTIC ACCELL CONV		172100	1	122,903.42	1,463.14	0.00	11,705.12	21,947.07	100,956.35
04959	00000800158	L2 PAPER OPTIC ACCELL CONV		172100	1	114,084.16	1,358.15	0.00	10,865.20	20,372.21	93,711.95
04959	00000800124	Used 11 Genie Scissor Lift	904918	172100	1	13,396.97	372.12	0.00	2,977.10	13,396.97	0.00
04959	00000800019	BALEMASTER ENHANCEMENT COST		172100	1	373.00	0.00	0.00	0.00	373.00	0.00
04959	00000800159	PAPER OPTICAL SORTER & HOOD		172100	1	684,415.08	8,147.80	0.00	65,182.40	122,216.99	562,198.09
04959	00000800163	PAPER OPTICAL SORTER & HOOD		172100	1	684,415.08	8,147.80	0.00	65,182.40	122,216.99	562,198.09
04959	00000800031	SWEED WIRE CHOPPER 5503XHD		172100	1	13,380.00	0.00	0.00	0.00	13,380.00	0.00
04959	00000800153	L1 - ONP Screen Bottom Deck		172100	1	437,768.19	5,211.53	0.00	41,692.24	78,172.92	359,595.27
04959	00000800151	L2 - ONP Screen Bottom Deck		172100	1	454,948.01	5,416.05	0.00	43,328.40	81,240.73	373,707.28
04959	00000800107	Steel tower Secondary Magnet		172100	1	38,418.03	320.15	0.00	2,561.20	24,651.56	13,766.47
04959	00000800115	246C S3CB 2010 CAT SKID STEER	848915	172100	1	32,790.00	0.00	0.00	0.00	32,790.00	0.00
04959	00000800175	APPLEWOOD EXTRA CONTROL PANEL		172100	1	170,823.91	2,033.62	0.00	16,268.96	30,504.29	140,319.62
04959	00000800112	Conveyor-85R Replacement Reje		172100	1	59,010.09	491.75	0.00	3,934.00	37,864.81	21,145.28
04959	00000800106	Magnet-#35D Cross Belt Magnet		172100	1	14,575.69	121.46	0.00	971.68	9,352.71	5,222.98
04959	00000800108	Monorail & Trolley for Magnet		172100	1	23,356.65	194.64	0.00	1,557.12	14,987.19	8,369.46
04959	00000800119	PreScreen Dense Out Air Separ		172100	1	15,921.82	148.80	0.00	1,190.40	10,118.52	5,803.30
04959	00000800093	SORT LINE ANCILLARY EQUIPMENT		172100	1	409,354.41	3,411.29	0.00	27,290.32	276,314.25	133,040.16
04959	00000800016	BALEMASTER HORIZONTAL WIRE TIE		172100	1	0.00	0.00	0.00	0.00	0.00	0.00
04959	00000800117	Dust Suppression Misting Syste		172100	1	46,455.00	387.13	0.00	3,097.04	26,324.54	20,130.46
04959	00000800100	PLATFORMS		174000	1	431,742.04	1,798.93	0.00	14,391.44	145,712.97	286,029.07
04959	00000800179	Glass Bunker		174000	1	196,041.56	2,333.83	0.00	18,670.64	21,004.47	175,037.09
04959	00000800071	MOBILE OFFICE TRAILER		174000	1	5,000.00	0.00	0.00	0.00	5,000.00	0.00
04959	00000800069	MODULAR TRAILER UNIT 179329		174000	1	5,000.00	0.00	0.00	0.00	5,000.00	0.00
04959	00000800070	OFFICE TRAILER 8x20'-WHITLEY		174000	1	5,000.00	0.00	0.00	0.00	5,000.00	0.00
04959	00000800072	CL - JMK Fibers		182100	1	2,042,000.00	14,804.68	0.00	118,437.44	1,805,125.16	236,874.84
04959	00000800088	JMK RETROFIT		174500	1	2,534,892.47	26,132.91	0.00	209,063.28	2,116,765.87	418,126.60
04959	00000800104	LEASEHOLD IMPROVEMENTS		174500	1	87,726.52	933.26	0.00	7,466.08	72,794.34	14,932.18
04959	00000800123	Sprinkler Deluge System		174500	1	21,584.00	179.87	0.00	1,438.96	6,834.96	14,749.04
04959	00000800182	Fire Suppression System		174500	1	17,133.21	142.78	0.00	856.68	856.68	16,276.53
04959	00000800118	TAXES ON 2012 VAN DYK PMTS		174500	1	16,499.39	137.50	0.00	1,100.00	11,137.13	5,362.26
04959	00000800122	Stormwater Improvements		174500	1	429,394.29	8,945.71	0.00	71,565.68	339,937.11	89,457.18
04959	00000800181	Stormwater improvements		174500	1	11,637.12	96.97	0.00	872.80	872.80	10,764.32
04959	00000800121	LHI Stormwater Improvement 1		174500	1	10,893.07	131.24	0.00	1,049.92	8,793.18	2,099.89
04959	00000800120	LHI Stormwater Improvement 2		174500	1	169,369.12	2,040.59	0.00	16,324.72	136,719.63	32,649.49
04959	00000800067	RICOH MPC300		175000	1	5,090.00	0.00	0.00	0.00	5,090.00	0.00
04959	00000800066	RICOH MP5001 COPIER		175000	1	10,621.00	0.00	0.00	0.00	10,621.00	0.00
04959	00000800068	Rackform iServ R346		175000	1	1,451.00	0.00	0.00	0.00	1,451.00	0.00
04959	00000800048	DAEWOO G30-S	858855	172000	1	15,000.00	0.00	0.00	0.00	15,000.00	0.00
04959	00000800134	17 Toyota Forklift	859385	172000	1	47,369.42	789.49	0.00	6,315.92	25,263.69	22,105.73
04959	00000800125	2010 Toyota Forklift	858764	172000	1	18,000.00	0.00	0.00	0.00	18,000.00	0.00

Net Book Value Detail
 Business Unit: 04959 - 04959
 Book: FINANCIAL
 As of Year 2020, Period 8

[Show All](#)
[Print](#)

Date Run: 12/08/20
 Time Run: 1:43:56 PM

Confidential Material Protected under WAC 480-07-160

BU #	Asset	Description	Unit#	GL Acct	Qty	Cost	Current Mo Depr	Prior Pd Depr	YTD Depr	LTD Depr	NBV
04959	000000800137	19 Volvo Wheel Loader	836763	172000	1	243,283.57	2,896.23	0.00	23,169.84	52,132.16	191,151.41
04959	000000800180	20 Volvo Wheel Loader	836860	172000	1	259,113.98	3,084.69	0.00	12,338.76	12,338.76	246,775.22
04959	000000800148	Reman 45G 360 Rotator	858965	172000	1	7,871.05	131.18	0.00	1,049.44	2,098.91	5,772.14
04959	000000800132	18 Volvo Hydro Excavator	833527	172000	1	179,442.27	2,136.22	0.00	17,089.76	61,950.33	117,491.94
04959	000000800037	HYSTER S80XLBCS LIFT TRK	858845	172000	1	10,250.00	0.00	0.00	0.00	10,250.00	0.00
04959	000000800077	05 Toyota 7FGU30 Forklift	858965	172000	1	13,038.00	0.00	0.00	0.00	13,038.00	0.00
04959	000000800127	17 Toyota 8FD35U Forklift	859338	172000	1	54,393.80	906.56	0.00	7,252.48	29,010.00	25,383.80
04959	000000800128	17 Toyota 8FD35U Forklift	859339	172000	1	54,393.80	906.56	0.00	7,252.48	29,010.00	25,383.80
04959	000000800126	17 Toyota 8FDU32 Forklift	859337	172000	1	46,984.07	783.07	0.00	6,264.56	25,058.19	21,925.88
04959	000000800079	07 Toyota 8FGCU32 Forklift	858964	172000	1	15,211.00	0.00	0.00	0.00	15,211.00	0.00
04959	000000800133	17 Toyota Forklift	859384	171100	1	47,369.42	394.75	0.00	3,158.00	12,631.88	34,737.54
04959	000000800135	FORD PICK UP TRUCK	604033	171100	1	18,375.00	0.00	0.00	0.00	18,375.00	0.00
04959	000000800064	OTTAWA YT50 YARD TRAC	652989	171100	1	42,500.00	0.00	0.00	0.00	42,500.00	0.00
04959	000000800063	TJ7000 TRAILER JOCKEY	652990	171100	1	40,000.00	0.00	0.00	0.00	40,000.00	0.00
04959	000000800012	1990 Strick Van Trailer	744165	171100	1	0.00	0.00	0.00	0.00	0.00	0.00
04959	000000800105	1989 SISU MAGNUM YARDGOAT	652674	171100	1	32,895.86	0.00	0.00	0.00	32,895.86	0.00
						29,768,064.73	269,931.99	0.00	2,146,928.78	17,528,537.67	12,239,527.06

Confidential Material Protected under WAC 480-07-160

Row Labels	Newcastle <u>420</u>	Normandy Park <u>430</u>	Open Market <u>440</u>	Tukwila <u>470</u>	Seattle <u>Various</u>	Algona <u>811</u>	Auburn <u>821</u>	Federal Way <u>831</u>	Kent <u>841</u>	Maple Valley <u>851</u>	Pacific <u>861</u>	Total <u>Non-Reg</u>	South Sound WUTC <u>410</u>	Seattle WUTC <u>800</u>	Total <u>Regulated</u>	<u>Grand Total</u>																
Commercial																																
RECOVERY OF BAD DEBT																																
RECOVERY OF BAD DEBT CITY																																
REVERSE WRITE OFF TO BAD DEBT																																
WRITE OFF TO BAD DEBT																																
WRITE OFF TO BAD DEBT CITY																																
Total																																
Roll Off																																
RECOVERY OF BAD DEBT																																
RECOVERY OF BAD DEBT CITY																																
REVERSE WRITE OFF TO BAD DEBT																																
WRITE OFF TO BAD DEBT																																
WRITE OFF TO BAD DEBT CITY																																
Total																																
Residential																																
RECOVERY OF BAD DEBT																																
REVERSE WRITE OFF TO BAD DEBT																																
WRITE OFF TO BAD DEBT																																
Total																																
Grand Total																																

