

Murrey's Disposal Co., Inc. G-9 Revenue Price Out by Service Level and Line of Business Oct. 1, 2017 - Sept. 30, 2018

Number of Months 12

Table with columns for Service Code, Service Code Description, Tariff Rate, Revenue (Oct-17 to Sep-18), and Customer Count (Oct-17 to Sep-18, Average). Rows include Residential Garbage, Residential Recycling, and Residential Yard Waste.

Murrey's Disposal Co., Inc. G-9 Revenue Price Out by Service Level and Line of Business Oct. 1, 2017 - Sept. 30, 2018

Number of Months 12

Table with columns for Service Code, Service Code Description, Tariff Rate (3/1/2017-3/1/2018 Present), Revenue (Oct-17 to Sep-18), Customer Count (Oct-17 to Sep-18), and Average. Includes sections for COMMERCIAL SERVICES, COMMERCIAL GARBAGE, and COMMERCIAL RECYCLING.

Murrey's Disposal Co., Inc. G-9
Revenue Price Out by Service Level and Line of Business
Oct. 1, 2017 - Sept. 30, 2018

Number of Months 12

Service Code	Service Code Description	Tariff Rate 3/1/2017- 2/28/2018	Tariff Rate 3/1/2018- Present	Revenue												Customer Count											
				1	2	3	4	5	6	7	8	9	10	11	12	1	2	3	4	5	6	7	8	9	10	11	12
				Oct-17	Nov-17	Dec-17	Jan-18	Feb-18	Mar-18	Apr-18	May-18	Jun-18	Jul-18	Aug-18	Sep-18	Oct-17	Nov-17	Dec-17	Jan-18	Feb-18	Mar-18	Apr-18	May-18	Jun-18	Jul-18	Aug-18	Sep-18
2YDCCW	2yd OCC CAGE EOW	-	-	-	-	-	-	-	-	-	-	-	-	-	-	-	-	-	-	-	-	-	-	-	-		
64FOOD1W	64 GL FOOD WASTE 1X WK	-	-	-	-	-	-	-	-	-	-	-	-	-	-	-	-	-	-	-	-	-	-	-	-		
6YDCOM1W	6YDCOMMINGLED 1X WK	-	-	-	-	-	-	-	-	-	-	-	-	-	-	-	-	-	-	-	-	-	-	-	-		
6YDCOM2W	6YDCOMMINGLED 2X WK	-	-	-	-	-	-	-	-	-	-	-	-	-	-	-	-	-	-	-	-	-	-	-	-		
6YDCOM3W	6YDCOMMINGLED 3X WK	-	-	-	-	-	-	-	-	-	-	-	-	-	-	-	-	-	-	-	-	-	-	-	-		
6YDCOM4W	6 YD COMMINGLED 4X WK	-	-	-	-	-	-	-	-	-	-	-	-	-	-	-	-	-	-	-	-	-	-	-	-		
6YDCOM5W	6YD COMMINGLED 5X WK	-	-	-	-	-	-	-	-	-	-	-	-	-	-	-	-	-	-	-	-	-	-	-	-		
6YDCOMEW	6YD COMMINGLE EOW	-	-	-	-	-	-	-	-	-	-	-	-	-	-	-	-	-	-	-	-	-	-	-	-		
6YDOCC1W	6YD OCC CAGE 1X WEEKLY	-	-	-	-	-	-	-	-	-	-	-	-	-	-	-	-	-	-	-	-	-	-	-	-		
6YDOCC2W	6YD OCC CAGE 2X WEEKLY	-	-	-	-	-	-	-	-	-	-	-	-	-	-	-	-	-	-	-	-	-	-	-	-		
6YDOCC3W	6YD OCC CAGE 3X WEEKLY	-	-	-	-	-	-	-	-	-	-	-	-	-	-	-	-	-	-	-	-	-	-	-	-		
6YDOCC4W	6YD OCC CAGE 4X WEEKLY	-	-	-	-	-	-	-	-	-	-	-	-	-	-	-	-	-	-	-	-	-	-	-	-		
6YDOCC5W	6YD OCC CAGE 5X WEEKLY	-	-	-	-	-	-	-	-	-	-	-	-	-	-	-	-	-	-	-	-	-	-	-	-		
6YDOCCW	6YD OCC CAGE EOW	-	-	-	-	-	-	-	-	-	-	-	-	-	-	-	-	-	-	-	-	-	-	-	-		
90COM1E	90 GAL COMMINGLED EOW	-	-	-	-	-	-	-	-	-	-	-	-	-	-	-	-	-	-	-	-	-	-	-	-		
90COM1W	90 GAL COMMINGLED 1 X WK	-	-	-	-	-	-	-	-	-	-	-	-	-	-	-	-	-	-	-	-	-	-	-	-		
90COM2W	90 GL COMMINGLED 2X WK	-	-	-	-	-	-	-	-	-	-	-	-	-	-	-	-	-	-	-	-	-	-	-	-		
90FOOD1E	90GAL FOOD WASTE EOW	-	-	-	-	-	-	-	-	-	-	-	-	-	-	-	-	-	-	-	-	-	-	-	-		
90FOOD1W	90 GAL FOOD WASTE 1X WK	-	-	-	-	-	-	-	-	-	-	-	-	-	-	-	-	-	-	-	-	-	-	-	-		
RECYCOMPHR	RECY COMPACTOR HRLY HAUL	-	-	-	-	-	-	-	-	-	-	165	-	-	-	-	-	-	-	-	-	-	-	-	-		
RECYVC	COMM RECYCLE	-	-	-	-	-	-	-	-	-	-	-	-	-	-	-	-	-	-	-	-	-	-	-	-		
TOTAL COMMERCIAL RECYCLING													165														

Murrey's Disposal Co., Inc. G-9
Revenue Price Out by Service Level and Line of Business
Oct. 1, 2017 - Sept. 30, 2018

		Revenue												Customer Count														
		Number of Months 12																										
Service Code	Service Code Description	Tariff Rate	Tariff Rate	Revenue												Customer Count												
		3/1/2017-2/28/2018	3/1/2018-Present	Oct-17	Nov-17	Dec-17	Jan-18	Feb-18	Mar-18	Apr-18	May-18	Jun-18	Jul-18	Aug-18	Sep-18	Oct-17	Nov-17	Dec-17	Jan-18	Feb-18	Mar-18	Apr-18	May-18	Jun-18	Jul-18	Aug-18	Sep-18	Average
RORENT40P	40YD ROLL OFF-PERM RENT	104.85	104.85	734	734	734	734	734	734	758	839	734	769	839	734	7	7	7	7	7	7	7	8	7	7	8	7	7
RORENT40T	40YD ROLL OFF-TEMP RENT	187.50	187.50	13	200	846	938	(363)	(419)	200	188	188	188	188	188	0	1	5	5	(2)	(2)	1	1	1	1	1	1	1
RECYHAUL10	RECYCLE 10 YD HAUL	-	-	-	-	-	-	-	-	-	-	-	-	-	-	-	-	-	-	-	-	-	-	-	-	-	-	
RECYHAUL12	RECYCLE 12 YD HAUL	-	-	-	-	-	-	-	-	-	-	-	-	-	-	-	-	-	-	-	-	-	-	-	-	-	-	
RECYHAUL15	RECYCLE 15 YD HAUL	-	-	-	-	-	-	-	-	-	-	-	-	-	-	-	-	-	-	-	-	-	-	-	-	-	-	
RECYHAUL20	RECYCLE 20YD HAUL	-	-	-	-	-	-	-	-	-	-	-	-	-	-	-	-	-	-	-	-	-	-	-	-	-	-	
RECYHAUL25	RECYCLE 25YD HAUL	-	-	-	-	-	-	-	-	-	-	-	-	-	-	-	-	-	-	-	-	-	-	-	-	-	-	
RECYHAUL30	RECYCLE 30YD HAUL	-	-	-	-	-	-	-	-	-	-	-	-	-	-	-	-	-	-	-	-	-	-	-	-	-	-	
RECYHAUL40	RECYCLE 40YD HAUL	60.00	60.00	-	-	120	(118)	-	-	-	-	-	-	-	-	-	-	2	(2)	-	-	-	-	-	-	-	0	
RECYHAUL50	RECYCLE 50YD HAUL	-	-	-	-	-	-	-	-	-	-	-	-	-	-	-	-	-	-	-	-	-	-	-	-	-	-	
RECYHAULCOMP	RECYCLE COMPACTOR HAUL	-	-	-	-	-	-	-	-	-	-	-	-	-	-	-	-	-	-	-	-	-	-	-	-	-	-	
RECYRENT12	RECYCLE 12 YD BOX RENT	-	-	-	-	-	-	-	-	-	-	-	-	-	-	-	-	-	-	-	-	-	-	-	-	-	-	
RECYRENT15	RECYCLE 15 YD BOX RENT	-	-	-	-	-	-	-	-	-	-	-	-	-	-	-	-	-	-	-	-	-	-	-	-	-	-	
RECYRENT20	RECYCLE 20YD BOX RENT	-	-	-	-	-	-	-	-	-	-	-	-	-	-	-	-	-	-	-	-	-	-	-	-	-	-	

MF Container		MF Recycling Yards Per Month												
Recycle	Garbage	Oct-17	Nov-17	Dec-17	Jan-18	Feb-18	Mar-18	Apr-18	May-18	Jun-18	Jul-18	Aug-18	Sep-18	Average
12,497	65,280	284	280	267	267	265	267	267	276	286	284	289	267	275
493	2,569	-	-	13	13	13	13	13	13	13	13	13	13	11
-	-	-	-	-	-	-	-	-	-	-	-	-	-	-
16	90	-	-	2	-	-	-	-	-	3	-	-	-	0
52,408	296,643	1,159	1,152	1,156	1,163	1,141	1,159	1,156	1,152	1,127	1,164	1,148	1,152	1,152
38	213	-	-	-	-	-	-	-	-	-	3	7	-	1
46	282	-	-	3	1	-	-	1	2	2	2	1	-	1
28	790	-	-	1	1	0	-	-	2	1	1	1	1	1
30,161	147,335	667	667	653	654	653	652	659	654	674	667	687	670	663
4,870	23,803	104	104	152	113	104	104	104	110	113	104	87	87	107
2,365	11,553	52	52	52	52	52	52	52	52	52	52	52	52	52
76	392	-	6	4	2	-	-	-	4	2	-	-	2	2
182	4,288	-	-	2	2	2	2	2	2	2	2	2	2	2
12,680	58,248	295	295	295	295	273	277	273	277	264	277	264	260	279
1,577	7,240	35	35	35	35	35	35	35	35	35	35	35	35	35
-	-	-	-	-	-	-	-	-	-	-	-	-	-	-
28,182	119,422	650	631	624	624	617	624	624	618	598	605	598	620	620
36,903	156,366	767	832	832	832	832	938	765	780	767	832	780	780	811
8,573	36,257	156	156	156	156	156	156	156	156	234	312	312	312	389
605	2,597	6	-	-	-	6	-	11	35	30	36	36	36	13
191,700	933,368	4,175	4,208	4,245	4,209	4,144	4,284	4,106	4,150	4,148	4,299	4,319	4,265	4,213

Recycle Rate	Freq.	Yards
3.79		
Monthly	1.00	
EDW	2.17	
Weekly	4.33	
2x week	8.67	
3x week	13.00	
4x week	17.33	
Extra/Temp	1.00	
1YD	1.00	
1.5YD	1.50	
2YD	2.00	
3YD	3.00	
4YD	4.00	
6YD	6.00	

260	260	260	364	398	544	432	468	468	468	468	468	468	468	405
1,390	1,403	1,403	1,403	1,403	1,632	1,403	1,403	1,403	1,403	1,403	1,403	1,403	1,403	1,421
1,650	1,663	1,663	1,767	1,801	2,176	1,835	1,871	1,871	1,871	1,871	1,871	1,871	1,871	1,826
7,350	7,438	7,466	7,532	7,492	7,826	7,411	7,491	7,487	7,653	7,700	7,596	7,537		

American Disposal Co., Inc. G-87
Revenue Price Out by Service Level and Line of Business
Oct. 1, 2017 - Sept. 30, 2018

		Revenue												Customer Count															
		Tariff Rate		Revenue												Customer Count													
		3/1/2017-	3/1/2018-																										
Service Code	Service Code Description	2/28/2018	Present	1	2	3	4	5	6	7	8	9	10	11	12	Oct-17	Nov-17	Dec-17	Jan-18	Feb-18	Mar-18	Apr-18	May-18	Jun-18	Jul-18	Aug-18	Sep-18	Average	
F2YD3W	2YD CONT 3X WEEKLY	470.89	477.51	-	-	-	-	-	-	-	-	-	-	-	-	-	-	-	-	-	-	-	-	-	-	-	-	-	
F2YDEX	2YD CONT EXTRA	38.26	38.77	-	-	-	-	-	-	-	78	-	-	-	39	39	-	-	-	-	-	-	-	2	-	-	1	1	0
F4YD1W	4YD CONT 1X WEEKLY	294.79	298.99	15,329	15,182	15,182	14,710	15,255	15,547	15,398	14,651	14,352	15,024	15,099	14,501	52	52	52	50	52	52	51	49	48	50	51	49	51	
F4YD2W	4YD CONT 2X WEEKLY	589.57	597.97	6,485	6,485	6,264	5,896	5,896	5,498	5,456	5,905	5,980	5,980	5,980	5,980	11	11	11	10	10	9	9	10	10	10	10	10	10	
F4YD3W	4YD CONT 3X WEEKLY	884.36	896.96	-	-	-	-	-	-	-	-	-	-	-	-	-	-	-	-	-	-	-	-	-	-	-	-	-	
F4YD4W	4YD CONT 4X WEEKLY SVC	-	-	-	-	-	-	-	-	-	-	-	-	-	-	-	-	-	-	-	-	-	-	-	-	-	-	-	
F4YDEX	4YD CONT EXTRA PICKUP	70.09	71.06	-	-	70	140	-	71	71	142	-	-	-	-	-	-	1	2	-	1	1	2	-	-	-	-	1	
F6YD1W	6YD CONT 1X WEEKLY	407.50	413.26	14,263	14,466	14,263	14,670	14,568	15,394	15,291	15,911	15,704	15,704	15,704	15,704	35	36	35	36	36	37	37	39	38	38	38	38	37	
F6YD2W	6YD CONT 2X WEEKLY	814.99	826.51	31,785	30,970	30,970	29,849	30,155	30,742	33,474	35,023	35,540	35,333	34,713	34,713	39	38	38	37	37	37	41	42	43	43	42	42	40	
F6YD3W	6YD CONT 3X WEEKLY	1,222.49	1,239.77	-	-	-	-	-	-	-	-	-	-	-	-	-	-	-	-	-	-	-	-	-	-	-	-	-	
F6YD4W	6YD CONT 4X WEEKLY	1,629.99	1,653.02	-	-	-	-	-	-	-	-	-	-	-	-	-	-	-	-	-	-	-	-	-	-	-	-	-	
F6YD5W	6YD CONT 5X WEEKLY	-	-	-	-	-	-	-	-	-	-	-	-	-	-	-	-	-	-	-	-	-	-	-	-	-	-	-	
F6YDEX	6YD CONT EXTRA PICKUP	96.13	97.46	-	96	192	96	-	97	195	435	338	218	97	292	-	1	2	1	-	1	2	4	3	2	1	3	2	
F8YD2W	8 YD CONT 2X WKLY	-	-	-	-	-	-	-	-	-	-	-	-	-	-	-	-	-	-	-	-	-	-	-	-	-	-	-	
FCP2YD1W2.25-1	2 YD 2.25-1 COMP 1X WK	334.19	339.17	-	-	-	-	-	-	-	-	-	-	-	-	-	-	-	-	-	-	-	-	-	-	-	-	-	
FCP2YD1W4-1	2 YD 4-1 COMP 1X WK	-	-	-	-	-	-	-	-	-	-	-	-	-	-	-	-	-	-	-	-	-	-	-	-	-	-	-	
FCP2YD2W	2 YD COMPACTOR 2X WKLY	-	-	-	-	-	-	-	-	-	-	-	-	-	-	-	-	-	-	-	-	-	-	-	-	-	-	-	
FCM4YD1W2.25-1	4 YD 2.25-1 COMP 1X WK	605.94	615.38	-	-	-	-	-	-	-	-	-	-	-	-	-	-	-	-	-	-	-	-	-	-	-	-	-	
FCM4YD1W4-1	4YD 4-1 COMP 1X WK	966.33	983.13	-	-	-	-	-	-	-	-	-	-	-	-	-	-	-	-	-	-	-	-	-	-	-	-	-	
FCM4YD1W5-1	4 YD 5-1 COMP 1X WK	1,086.87	1,107.87	-	-	-	-	-	-	-	-	-	-	-	-	-	-	-	-	-	-	-	-	-	-	-	-	-	
FCM4YDEOWS-1	4 YD 5-1 COMP EOW	544.69	555.22	545	545	545	545	545	555	555	555	555	555	555	555	1	1	1	1	1	1	1	1	1	1	1	1	1	
FCM4YDOC5-1	4 YD 5-1 COMP ON CALL	257.06	261.91	-	-	-	-	-	-	-	-	-	-	-	-	-	-	-	-	-	-	-	-	-	-	-	-	-	
FCP6YD2W	6YD COMPACTOR 2X WKLY	-	-	-	-	-	-	-	-	-	-	-	-	-	-	-	-	-	-	-	-	-	-	-	-	-	-	-	
FCP6YD2W3-1	6 YD 3-1 COMP 2X WK	2,139.97	2,174.53	2,140	2,140	2,140	2,140	2,140	2,175	2,175	2,175	2,175	2,175	2,175	2,175	1	1	1	1	1	1	1	1	1	1	1	1	1	

American Disposal Co., Inc. G-87
Revenue Price Out by Service Level and Line of Business
Oct. 1, 2017 - Sept. 30, 2018

Number of Months 12

		Revenue												Customer Count															
Service Code	Service Code Description	Tariff Rate	Tariff Rate																										
		3/1/2017-2/28/2018	3/1/2018-Present	1	2	3	4	5	6	7	8	9	10	11	12	Oct-17	Nov-17	Dec-17	Jan-18	Feb-18	Mar-18	Apr-18	May-18	Jun-18	Jul-18	Aug-18	Sep-18	Average	
M1YDEX	MF 1YD CONT EXTRA	27.47	27.13	-	-	-	-	27	-	27	(27)	-	-	27	-	-	-	-	1	-	1	(1)	-	-	1	-	-	0	
M1YDTPU	MF 1YD TEMP CONT	109.88	108.52	-	-	-	-	-	-	-	27	-	-	-	-	-	-	-	-	-	-	0	-	-	-	-	-	0	
M2YD1W	MF 2YD CONT 1X WKLY	195.15	191.99	12,099	12,099	12,197	12,490	12,490	12,287	12,287	12,287	12,287	12,575	12,671	12,479	62	62	63	64	64	64	64	64	64	66	66	65	64	
M2YD2W	MF 2YD CONT 2X WKLY	390.31	383.98	3,122	3,122	2,976	2,732	2,732	2,688	2,688	2,688	2,688	2,928	3,072	3,072	8	8	8	7	7	7	7	7	7	8	8	8	7	
M2YD3W	MF 2YD CONT 3X WKLY	585.46	575.98	-	-	-	-	-	-	-	-	-	-	-	-	-	-	-	-	-	-	-	-	-	-	-	-	-	-
M2YDEX	MF 2YD CONT EXTRA	47.08	46.35	-	-	-	-	47	-	46	46	603	742	1,205	510	-	-	-	-	1	-	1	1	1	13	16	26	11	6
M2YDTPU	MF 2YD TEMP CONT	188.32	185.40	94	-	-	282	235	649	464	417	46	-	-	93	1	-	-	2	1	4	3	2	0	-	-	1	1	

American Disposal Co., Inc. G-87
Revenue Price Out by Service Level and Line of Business
Oct. 1, 2017 - Sept. 30, 2018

Service Code	Service Code Description	Tariff Rate 3/1/2017- 2/28/2018	Tariff Rate 3/1/2018- Present	Revenue												Customer Count														
				1	2	3	4	5	6	7	8	9	10	11	12	1	2	3	4	5	6	7	8	9	10	11	12			
RECYWPROC100D	RECY 100YD HAUL & PROC	-	-	-	-	-	-	-	-	-	-	-	-	-	-	-	-	-	-	-	-	-	-	-	-	-	-	-		
RECYWPROC20	RECY 20YD HAUL & PROC	-	-	-	-	-	-	-	-	-	-	-	-	-	-	-	-	-	-	-	-	-	-	-	-	-	-	-		
RECYWPROC25	RECY 25YD HAUL & PROC	-	-	-	-	-	-	-	-	-	-	-	-	-	-	-	-	-	-	-	-	-	-	-	-	-	-	-		
RECYWPROC30	RECY 30YD HAUL & PROC	-	-	-	-	-	-	-	-	-	-	-	-	-	-	-	-	-	-	-	-	-	-	-	-	-	-	-		
RECYWPROC40	RECY 40YD HAUL & PROC	-	-	-	-	-	-	-	-	-	-	-	-	-	-	-	-	-	-	-	-	-	-	-	-	-	-	-		
RECYWPROC50	RECY 50YD HAUL & PROC	-	-	-	-	-	-	-	-	-	-	-	-	-	-	-	-	-	-	-	-	-	-	-	-	-	-	-		
RECYWPROCA5B	ASBESTOS HAUL & PROC	-	-	-	-	-	-	-	-	-	-	-	-	-	-	-	-	-	-	-	-	-	-	-	-	-	-	-		
RECYWPROCS0	RECY SIDE DUMP HAUL&PROC	-	-	-	-	-	-	-	-	-	-	-	-	-	-	-	-	-	-	-	-	-	-	-	-	-	-	-		
RORHAULR12	RECYCLE 12 YD HRLY HAUL	-	-	-	-	-	-	-	-	-	-	-	-	-	-	-	-	-	-	-	-	-	-	-	-	-	-	-		
RORHAULR15	RECYCLE 15 YD HRLY HAUL	-	-	-	-	-	-	-	-	-	-	-	-	-	-	-	-	-	-	-	-	-	-	-	-	-	-	-		
RORHAULR20	RECYCLE 20YD HRLY HAUL	-	-	-	-	-	-	-	-	-	-	-	-	-	-	-	-	-	-	-	-	-	-	-	-	-	-	-		
RORHAULR25	RECYCLE 25YD HRLY HAUL	-	-	-	-	-	-	-	-	-	-	-	-	-	-	-	-	-	-	-	-	-	-	-	-	-	-	-		
RORHAULR30	RECYCLE 30YD HRLY HAUL	-	-	-	-	-	-	-	-	-	-	-	-	-	-	-	-	-	-	-	-	-	-	-	-	-	-	-		
RORHAULR40	RECYCLE 40YD HRLY HAUL	-	-	-	-	-	-	-	-	-	-	-	-	-	-	-	-	-	-	-	-	-	-	-	-	-	-	-		
RORHAULR50	RECYCLE 50YD HRLY HAUL	-	-	-	-	-	-	-	-	-	-	-	-	-	-	-	-	-	-	-	-	-	-	-	-	-	-	-		
RORHAULR55	RECYCLE TRAILER HRLY HAUL	-	-	-	-	-	-	-	-	-	-	-	-	-	-	-	-	-	-	-	-	-	-	-	-	-	-	-		
RORHAULR75	SPECIAL CHARGES	-	-	-	-	-	-	-	-	-	-	-	-	-	-	-	-	-	-	-	-	-	-	-	-	-	-	-		
ROTA	TANDEN AXLE	20.16	20.16	1,068	1,068	927	1,129	968	1,153	1,149	1,189	1,048	887	1,008	1,028	88	53	53	46	56	48	57	57	59	52	44	50	51	52	
ROWAIT	STANDBY CHARGE	86.71	86.71	-	43	65	65	22	87	304	106	87	108	173	87	10	-	1	1	0	1	4	1	1	1	1	2	1	1	
RTRIP-RO	RETURN TRIP - RO	89.73	89.73	-	-	-	-	-	-	-	-	-	-	-	-	-	-	-	-	-	-	-	-	-	-	-	-	-	-	
THOUR	LONG HAUL	-	-	-	-	-	-	-	-	-	-	-	-	-	-	-	-	-	-	-	-	-	-	-	-	-	-	-	-	
ADJRO	SERVICE ADJ-ROLL OFF	-	-	-	-	(10)	-	-	(14)	(31)	-	-	-	-	-	-	-	-	-	-	-	-	-	-	-	-	-	-	-	
CPCONNECT	COMP CONNECT/RECONNECT	6.60	6.60	337	337	317	389	323	343	383	376	350	376	363	350	36	51	51	48	59	49	52	58	57	53	57	55	53	54	
DELREC-RO	ROLL OFF RECYCLE DELIVERY	-	-	-	-	-	-	-	-	-	-	-	-	-	-	-	-	-	-	-	-	-	-	-	-	-	-	-	-	
FERRY	FERRY FEE	-	-	-	-	-	-	-	-	-	-	-	-	-	-	-	-	-	-	-	-	-	-	-	-	-	-	-	-	-
RECYWPROCTRL	CONT HAUL & PROCESSING	-	-	-	-	-	-	-	-	-	-	-	-	-	-	-	-	-	-	-	-	-	-	-	-	-	-	-	-	
ROCLEAN	ROLLOFF CLEANING	-	-	-	-	-	-	-	-	-	-	-	-	-	-	-	-	-	-	-	-	-	-	-	-	-	-	-	-	-
RODEL	ROLL OFF-DELIVERY	89.73	89.73	1,884	718	628	1,077	987	2,154	1,795	1,795	2,154	2,064	2,064	1,705	30	21	8	7	12	11	24	20	20	24	23	23	19	18	
ROMILE	MILEAGE	3.53	3.53	900	572	441	685	558	1,232	897	1,193	822	999	1,117	792	10	255	162	125	194	158	349	254	338	233	283	316	224	241	
RORELOCATE	ROLLOFF RELOCATE	-	-	-	-	-	-	-	-	-	-	-	-	-	-	-	-	-	-	-	-	-	-	-	-	-	-	-	-	-
TOTAL DROP BOX HAULS/RENTAL				23,488	18,917	17,189	19,012	16,159	22,892	22,261	22,937	21,484	23,119	24,736	20,698	32	32	30	27	27	25	31	30	32	34	37	34	37	31	
PASSTHROUGH DISPOSAL																														
DISP	DISPOSAL FEE PER TON	153.48	157.38	61,762	58,804	52,369	59,262	43,516	64,550	60,014	63,657	58,900	54,203	66,052	56,929	4	402	383	341	386	284	410	381	404	374	344	420	362	374	
DISP-ASB	ASBESTOS DISPOSAL	-	-	-	-	-	-	-	-	-	-	-	-	-	-	-	-	-	-	-	-	-	-	-	-	-	-	-	-	-
DISP-MAN	MANURE DISPOSAL	-	-	-	-	-	-	-	-	-	-	-	-	-	-	-	-	-	-	-	-	-	-	-	-	-	-	-	-	-
DISP-RECY	RECYCLABLES PROCESSING	-	-	-	-	-	-	-	-	-	-	-	-	-	-	-	-	-	-	-	-	-	-	-	-	-	-	-	-	-


American Disposal Co., Inc. G-87
 Revenue Price Out by Service Level and Line of Business
 Oct. 1, 2017 - Sept. 30, 2018

Number of Months 12


		Revenue												Customer Count															
Service Code	Service Code Description	Tariff Rate	Tariff Rate	Revenue												Customer Count													
		3/1/2017-2/28/2018	3/1/2018-Present	1	2	3	4	5	6	7	8	9	10	11	12	1	2	3	4	5	6	7	8	9	10	11	12		
DISP-WD	WOOD PROCESSING	19.00	19.00	-	-	-	-	(153)	-	-	-	-	116	(116)	-	-	-	-	-	(8)	-	-	-	-	-	6	(6)	-	(1)
	TOTAL PASSTHROUGH DISPOSAL			61,762	58,804	52,369	59,262	43,363	64,550	60,014	63,657	58,900	54,319	65,937	56,929														
	SUBTOTAL DROP BOX			85,250	77,722	69,557	78,273	59,522	87,442	82,275	86,594	80,384	77,438	90,672	77,627	32	30	27	27	25	31	30	32	34	37	34	37	31	
	MEDICAL WASTE																												
	MD10 10 GALLON	-	-	-	-	-	-	-	-	-	-	-	-	-	-	-	-	-	-	-	-	-	-	-	-	-	-	-	
	MD20 20 GALLON	-	-	-	-	-	-	-	-	-	-	-	-	-	-	-	-	-	-	-	-	-	-	-	-	-	-	-	
	MD35 35 GALLON	-	-	-	-	-	-	-	-	-	-	-	-	-	-	-	-	-	-	-	-	-	-	-	-	-	-	-	
	TOTAL MEDICAL WASTE																												
	SUBTOTAL MEDICAL WASTE																												
	SERVICE CHARGES																												
	ADJ-SB SERVICE ADJ-SMALL BALANCE	-	-	2	1	0	(0)	(0)	0	0	0	1	-	(1)	-	-	-	-	-	-	-	-	-	-	-	-	-	-	
	ADJTAX TAX ADJUSTMENT	-	-	-	-	-	-	(1)	-	-	-	-	-	-	-	-	-	-	-	-	-	-	-	-	-	-	-	-	
	EMPLOYEE EMPLOYEE SERVICE	-	-	-	-	-	-	-	-	-	-	-	-	-	-	-	-	-	-	-	-	-	-	-	-	-	-	-	
	FINCHG LATE FEE	-	-	617	802	810	588	832	579	491	592	551	563	494	706	-	-	-	-	-	-	-	-	-	-	-	-	-	
	LEGAL-COM LEGAL/ALIEN FEES	-	-	-	-	-	-	-	-	-	-	-	-	-	-	-	-	-	-	-	-	-	-	-	-	-	-	-	
	NSF FEES RETURNED CHECK FEE	20.16	20.16	20	60	60	101	(20)	40	40	60	20	20	20	20	1	-	3	-	5	(1)	2	2	3	1	-	1	-	
	PO PO NUMBER	-	-	-	-	-	-	-	-	-	-	-	-	-	-	-	-	-	-	-	-	-	-	-	-	-	-	-	
	SHOPSERVICE MAINTENANCE SERVICES	-	-	-	-	-	-	-	-	-	-	-	-	-	-	-	-	-	-	-	-	-	-	-	-	-	-	-	
	TOTAL SERVICE CHARGES			639	803	871	588	932	557	531	633	612	584	493	706														
	SUBTOTAL SERVICE CHARGES			639	803	871	588	932	557	531	633	612	584	493	706														
	GRAND TOTAL DISTRICT OPERATIONS			873,256	866,593	866,591	873,909	851,846	875,714	879,289	899,682	895,156	901,535	916,594	901,809	49,529	49,383	49,512	49,631	49,010	50,439	50,218	50,882	51,055	51,466	51,492	51,540	50,346	
	31000	19,251	16,083	14,714	15,571	13,254	17,828	17,687	18,227	16,976	18,589	19,963	16,688																
	31002	-	-	-	-	-	-	-	-	-	-	-	-																
	31005	61,762	58,804	52,369	59,262	43,363	64,550	60,014	63,657	58,900	54,319	65,937	56,929																
	31010	4,237	2,834	2,474	3,441	2,905	5,064	4,575	4,710	4,509	4,530	4,773	4,010																
	32000	596,965	598,873	603,606	604,447	602,586	598,859	601,540	607,187	610,854	614,574	618,091	619,143																
	32001	4,297	4,808	7,710	7,511	5,983	6,828	5,968	8,864	7,248	8,553	7,508	5,429																
	33000	185,334	182,570	182,397	181,412	181,778	181,498	186,435	193,338	193,263	196,430	195,474	196,270																
	33001	-	-	-	-	-	-	-	-	-	-	-	-																
	33011	1,442	1,986	2,676	2,013	1,427	1,892	2,609	3,613	3,215	4,165	5,221	3,015																
	38000	639	803	871	588	932	557	531	633	612	584	493	706																
	STORAGE	-	-	-	-	-	-	-	-	-	-	-	-																
	SURC	-	-	-	-	-	-	-	-	-	-	-	-																
	Check	873,927	866,761	866,816	874,243	852,229	877,076	879,359	900,227	895,575	901,743	917,460	902,191																
		(671)	(168)	(225)	(334)	(382)	(1,362)	(71)	(546)	(420)	(208)	(866)	(381)																
	COMMODITY CREDIT																												
	RECYCLER VALUE OF RECYCLABLES	(0.88)	(0.63)	(16,948)	(16,873)	(16,898)	(16,913)	(15,765)	(13,401)	(12,284)	(12,424)	(12,473)	(12,520)	(12,557)	7,779	19,259	19,174	19,203	19,219	17,915	21,271	19,499	19,721	19,798	19,872	19,932	(12,348)		
	MRECYRCANS VALUE OF RECYCLABLES	(0.88)	(0.63)	(217)	(216)	(218)	(220)	(221)	(158)	(160)	(162)	(162)	(164)	(166)	(167)	247	246	248	250	251	251	254	257	257	261	264	265		
	MRECYRCONT VALUE OF RECYCLABLES	(1.65)	(1.34)	(757)	(757)	(757)	(763)	(759)	(647)	(597)	(600)	(585)	(593)	(597)	(590)	459	459	459	463	460	483	446	447	436	442	446	440		
	TOTAL COMMODITY CREDIT			(17,923)	(17,847)	(17,873)	(17,896)	(16,745)	(14,206)	(13,041)	(13,185)	(13,219)	(13,277)	(13,321)	7,022	19,965	19,879	19,909	19,932	18,626	22,005	20,198	20,425	20,491	20,576	20,642	(11,643)		

MF Container		MF Recycling Yards Per Month												
Recycle	Garbage	Oct-17	Nov-17	Dec-17	Jan-18	Feb-18	Mar-18	Apr-18	May-18	Jun-18	Jul-18	Aug-18	Sep-18	Average
5,845	30,535	130	130	130	130	130	130	130	130	130	125	124	124	129
1,182	6,177	26	26	26	26	26	26	26	26	26	26	26	26	26
-	-	-	-	-	-	-	-	-	-	-	-	-	-	-
6	32	-	-	-	-	-	-	-	-	-	2	-	-	0
10,876	61,566	250	242	238	245	233	232	231	234	237	246	251	231	239
-	-	-	-	-	-	-	-	-	-	-	-	-	-	-
8	47	-	-	-	-	1	-	1	(1)	-	-	1	-	0
1	26	-	-	-	-	-	-	-	0	-	-	-	-	0
25,193	123,057	173	173	173	173	173	173	173	173	173	167	165	165	171
5,863	28,645	139	139	132	121	121	121	121	121	121	132	139	139	129
-	-	-	-	-	-	-	-	-	-	-	-	-	-	-
523	2,676	-	-	-	-	2	-	2	2	26	32	52	22	12
93	2,188	1	-	-	3	3	7	5	5	1	-	-	1	2
2,365	10,860	52	52	52	52	52	52	52	52	52	52	52	52	52
1,577	7,240	35	35	35	35	35	35	35	35	35	35	35	35	35
-	-	-	-	-	-	-	-	-	-	-	-	-	-	-
10,248	43,436	234	234	234	234	234	234	234	234	208	208	208	208	225
11,825	50,099	260	260	260	260	260	260	260	260	260	260	260	260	260
-	-	-	-	-	-	-	-	-	-	-	-	-	-	-
-	-	-	-	-	-	-	-	-	-	-	-	-	-	-
75,605	366,585	1,300	1,290	1,280	1,279	1,270	1,270	1,270	1,271	1,269	1,284	1,312	1,261	1,280


Recycle Rate	3.79
Service	Freq.
Monthly	1.00
EDW	2.17
Weekly	4.33
2x week	8.67
3x week	13.00
4x week	17.33
Extra/Temp	1.00
Service	Yards
1YD	1.00
1.5YD	1.50
2YD	2.00
3YD	3.00
4YD	4.00
6YD	6.00




Number of Months



Number of Months




Number of Months




Number of Months




Number of Months




Number of Months




Number of Months




Number of Months




Number of Months




Number of Months







Number of Months




Number of Months




Number of Months





Number of Months




Number of Months









Number of Months



Number of Months




Number of Months




Number of Months




Number of Months




Number of Months




Number of Months




Number of Months




Number of Months




Number of Months




Number of Months




Number of Months




Number of Months




Number of Months




Number of Months




Number of Months




Number of Months




Number of Months




Number of Months




Number of Months




Number of Months



Number of Months




Number of Months




Number of Months




Number of Months




Number of Months




Number of Months




Number of Months




Number of Months




Number of Months




Number of Months




Number of Months




Number of Months



Number of Months



Number of Months



Number of Months