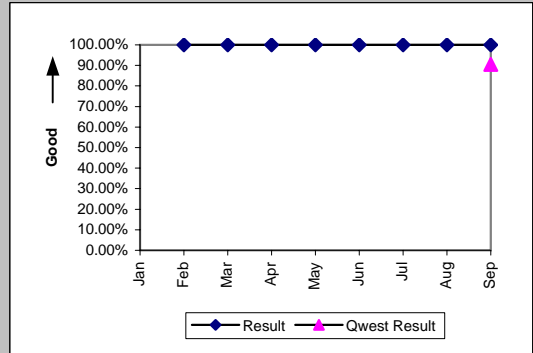


Checklist #5 - Unbundled Transport (UDIT) DS1 Level Installation

New Service Installation without Trouble Reports (Percent) (OP-5)-- Interval Zone One and Two

Date	Numerator	Denominator	Result	Qwest Num	Qwest Denor	Qwest Result	Z Score	Parity Score
Jan-00								
Feb-00	2	2	100.00%				N/A	N/A
Mar-00	6	6	100.00%				N/A	N/A
Apr-00	5	5	100.00%				N/A	N/A
May-00	6	6	100.00%				N/A	N/A
Jun-00	4	4	100.00%				N/A	N/A
Jul-00	2	2	100.00%				N/A	N/A
Aug-00	3	3	100.00%				N/A	N/A
Sep-00	9	9	100.00%	913	1009	90.49%	-0.97	0



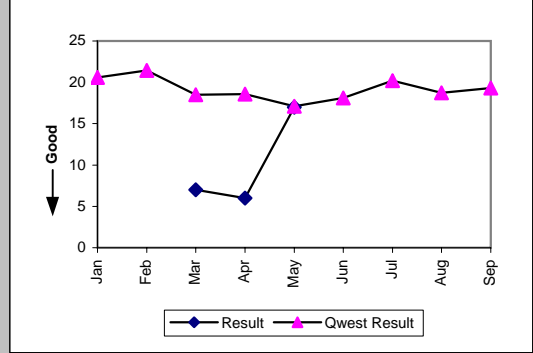
Installation Commitments Met (Percent) (OP-3)-- Interval Zone One

Date	Numerator	Denominator	Result	Qwest Num	Qwest Denor	Qwest Result	Z Score	Parity Score
Jan-00				218	442	49.32%	N/A	N/A
Feb-00				240	513	46.78%	N/A	N/A
Mar-00	3	3	100.00%	269	430	62.56%	-1.34	-1.81
Apr-00	2	2	100.00%	281	443	63.43%	-1.07	-1.65
May-00	2	2	100.00%	309	439	70.39%	-0.92	-1.56
Jun-00				297	451	65.85%	N/A	N/A
Jul-00				257	437	58.81%	N/A	N/A
Aug-00				341	563	60.57%	N/A	N/A
Sep-00				262	459	57.08%	N/A	N/A



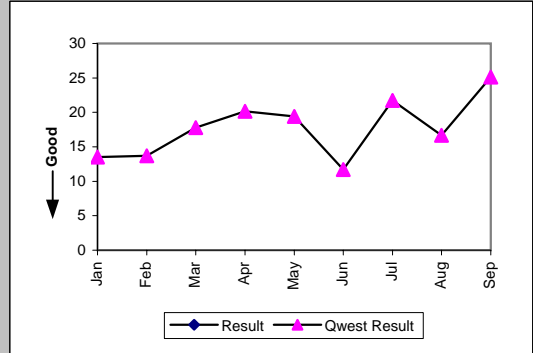
Installation Interval (Average Days) (OP-4)-- Interval Zone One

Date	Numerator	Denominator	Result	Qwest Num	Qwest Denor	Qwest Result	Z Score	Parity Score
Jan-00				9011	438	20.57	N/A	N/A
Feb-00				10977	512	21.44	N/A	N/A
Mar-00	21	3	7	7890	427	18.48	-1.06	-1.65
Apr-00	12	2	6	8190	441	18.57	-0.97	-1.59
May-00	34	2	17	7459	436	17.11	-0.01	-1.01
Jun-00				8055	445	18.1	N/A	N/A
Jul-00				8789	435	20.2	N/A	N/A
Aug-00				10307	550	18.74	N/A	N/A
Sep-00				8542	442	19.33	N/A	N/A



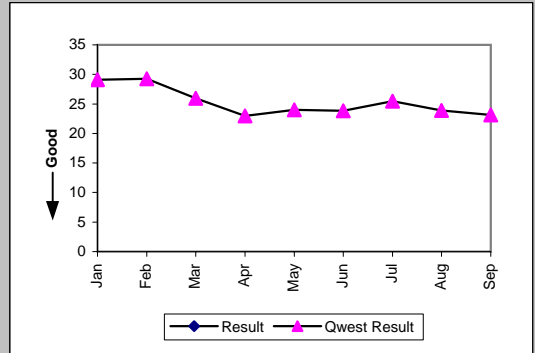
Delayed Days for Non-Facility Reasons (Average Days) (OP-6A)-- Interval Zone One

Date	Numerator	Denominator	Result	Qwest Num	Qwest Denor	Qwest Result	Z Score	Parity Score
Jan-00				1621	120	13.51	N/A	N/A
Feb-00				2660	194	13.71	N/A	N/A
Mar-00				1564	88	17.77	N/A	N/A
Apr-00				1833	91	20.14	N/A	N/A
May-00				1532	79	19.39	N/A	N/A
Jun-00				1160	99	11.72	N/A	N/A
Jul-00				2715	125	21.72	N/A	N/A
Aug-00				2164	130	16.65	N/A	N/A
Sep-00				2838	113	25.12	N/A	N/A

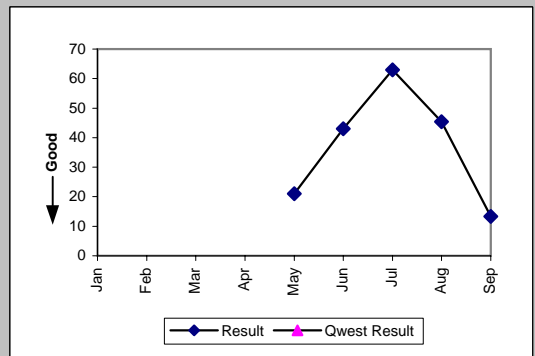


Checklist #5 - Unbundled Transport (UDIT) DS1 Level Installation

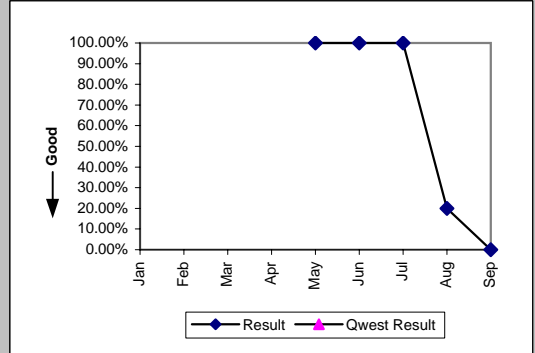
Delayed Days for Facility Reasons (Average Days) (OP-6B)-- Interval Zone One								
Date	Numerator	Denominator	Result	Qwest Num	Qwest Denor	Qwest Result	Z Score	Parity Score
Jan-00				3025	104	29.09	N/A	N/A
Feb-00				2309	79	29.23	N/A	N/A
Mar-00				1893	73	25.93	N/A	N/A
Apr-00				1631	71	22.97	N/A	N/A
May-00				1224	51	24	N/A	N/A
Jun-00				1312	55	23.85	N/A	N/A
Jul-00				1399	55	25.44	N/A	N/A
Aug-00				2200	92	23.91	N/A	N/A
Sep-00				1941	84	23.11	N/A	N/A



Interval for Pending Orders Delayed Past Due Date (Average Days) (OP-15A)-- Interval Zone One								
Date	Numerator	Denominator	Result	Qwest Num	Qwest Denor	Qwest Result	Z Score	Parity Score
Jan-00								
Feb-00								
Mar-00								
Apr-00								
May-00	21	1	21				N/A	N/A
Jun-00	43	1	43				N/A	N/A
Jul-00	63	1	63				N/A	N/A
Aug-00	227	5	45.4				N/A	N/A
Sep-00	466	35	13.31				N/A	N/A



Count of Pending Orders Delayed for Facilities Reasons (Percent) (OP-15B)-- Interval Zone One								
Date	Numerator	Denominator	Result	Qwest Num	Qwest Denor	Qwest Result	Z Score	Parity Score
Jan-00								
Feb-00								
Mar-00								
Apr-00								
May-00	1	1	100.00%				N/A	N/A
Jun-00	1	1	100.00%				N/A	N/A
Jul-00	1	1	100.00%				N/A	N/A
Aug-00	1	5	20.00%				N/A	N/A
Sep-00	0	35	0.00%				N/A	N/A

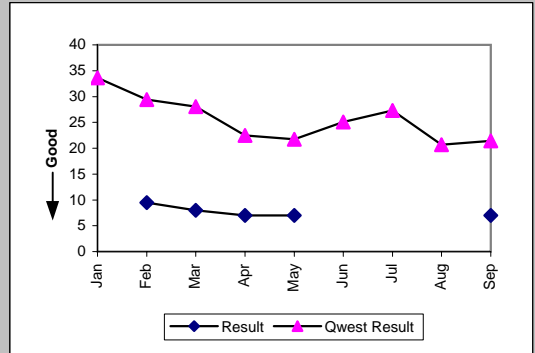


Installation Commitments Met (Percent) (OP-3)-- Interval Zone Two								
Date	Numerator	Denominator	Result	Qwest Num	Qwest Denor	Qwest Result	Z Score	Parity Score
Jan-00				62	156	39.74%	N/A	N/A
Feb-00	2	2	100.00%	64	128	50.00%	-1.4	-1.85
Mar-00	1	1	100.00%	89	186	47.85%	-1.04	-1.63
Apr-00	1	1	100.00%	84	151	55.63%	-0.89	-1.54
May-00	2	2	100.00%	101	216	46.76%	-1.5	-1.91
Jun-00				118	209	56.46%	N/A	N/A
Jul-00				89	161	55.28%	N/A	N/A
Aug-00				104	202	51.49%	N/A	N/A
Sep-00	2	2	100.00%	126	235	53.62%	-1.31	-1.8

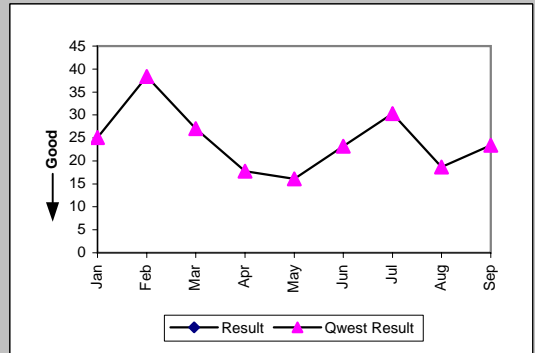


Checklist #5 - Unbundled Transport (UDIT) DS1 Level Installation

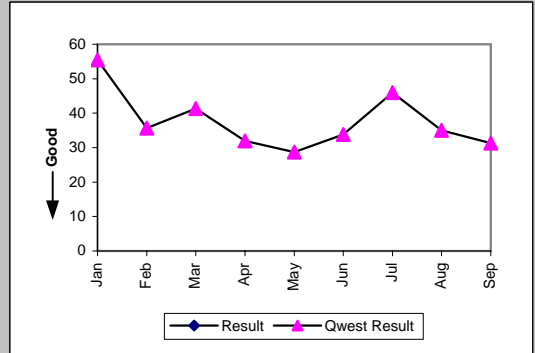
Installation Interval (Average Days) (OP-4)-- Interval Zone Two									
Date	Numerator	Denominator	Result	Qwest Num	Qwest Denom	Qwest Result	Z Score	Parity Score	
Jan-00				5243	156	33.61	N/A	N/A	
Feb-00	19	2	9.5	3768	128	29.44	-0.63	-1.39	
Mar-00	8	1	8	5104	182	28.04	-0.72	-1.44	
Apr-00	7	1	7	3375	150	22.5	-0.68	-1.41	
May-00	14	2	7	4609	212	21.74	-0.97	-1.59	
Jun-00				5114	204	25.07	N/A	N/A	
Jul-00				4288	157	27.31	N/A	N/A	
Aug-00				4092	198	20.67	N/A	N/A	
Sep-00	14	2	7	4891	228	21.45	-1.03	-1.62	



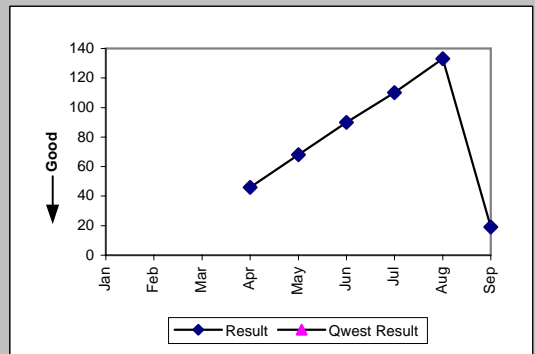
Delayed Days for Non-Facility Reasons (Average Days) (OP-6A)-- Interval Zone Two									
Date	Numerator	Denominator	Result	Qwest Num	Qwest Denom	Qwest Result	Z Score	Parity Score	
Jan-00				1403	56	25.05	N/A	N/A	
Feb-00				1458	38	38.37	N/A	N/A	
Mar-00				1649	61	27.03	N/A	N/A	
Apr-00				658	37	17.78	N/A	N/A	
May-00				1271	79	16.09	N/A	N/A	
Jun-00				1369	59	23.2	N/A	N/A	
Jul-00				1333	44	30.3	N/A	N/A	
Aug-00				1287	69	18.65	N/A	N/A	
Sep-00				1544	66	23.39	N/A	N/A	



Delayed Days for Facility Reasons (Average Days) (OP-6B)-- Interval Zone Two									
Date	Numerator	Denominator	Result	Qwest Num	Qwest Denom	Qwest Result	Z Score	Parity Score	
Jan-00				2106	38	55.42	N/A	N/A	
Feb-00				926	26	35.62	N/A	N/A	
Mar-00				1488	36	41.33	N/A	N/A	
Apr-00				959	30	31.97	N/A	N/A	
May-00				1032	36	28.67	N/A	N/A	
Jun-00				1081	32	33.78	N/A	N/A	
Jul-00				1286	28	45.93	N/A	N/A	
Aug-00				1014	29	34.97	N/A	N/A	
Sep-00				1346	43	31.3	N/A	N/A	

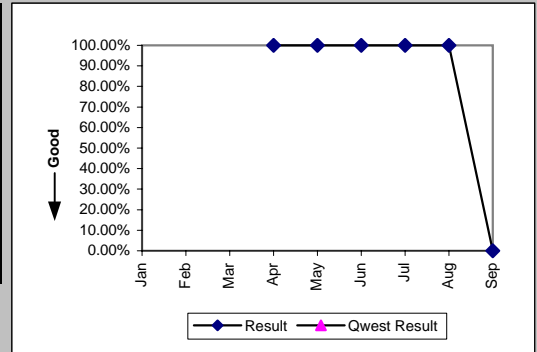


Interval for Pending Orders Delayed Past Due Date (Average Days) (OP-15A)-- Interval Zone Two									
Date	Numerator	Denominator	Result	Qwest Num	Qwest Denom	Qwest Result	Z Score	Parity Score	
Jan-00									
Feb-00									
Mar-00									
Apr-00	46	1	46				N/A	N/A	
May-00	68	1	68				N/A	N/A	
Jun-00	90	1	90				N/A	N/A	
Jul-00	110	1	110				N/A	N/A	
Aug-00	133	1	133				N/A	N/A	
Sep-00	19	1	19				N/A	N/A	



Checklist #5 - Unbundled Transport (UDIT) DS1 Level Installation

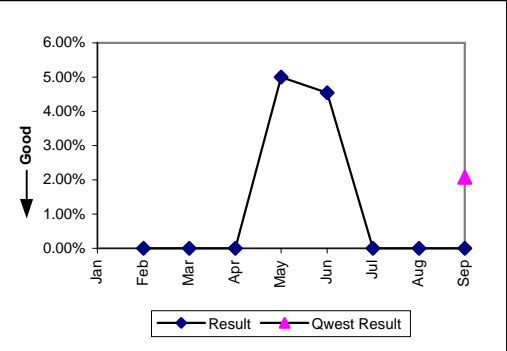
Count of Pending Orders Delayed for Facilities Reasons (Percent) (OP-15B)-- Interval Zone Two								
Date	Numerator	Denominator	Result	Qwest Num	Qwest Denor	Qwest Result	Z Score	Parity Score
Jan-00								
Feb-00								
Mar-00								
Apr-00	1	1	100.00%				N/A	N/A
May-00	1	1	100.00%				N/A	N/A
Jun-00	1	1	100.00%				N/A	N/A
Jul-00	1	1	100.00%				N/A	N/A
Aug-00	1	1	100.00%				N/A	N/A
Sep-00	0	1	0.00%				N/A	N/A



Checklist #5 - Unbundled Transport (UDIT) DS1 Level Repair

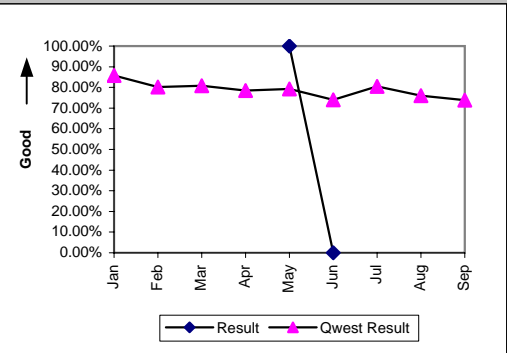
Trouble Rate (Percent) (MR-8)-- Interval Zone One and Two

Date	Numerator	Denominator	Result	Qwest Num	Qwest Denor	Qwest Result	Z Score	Parity Score
Jan-00								
Feb-00	0	2	0.00%				N/A	N/A
Mar-00	0	11	0.00%				N/A	N/A
Apr-00	0	15	0.00%				N/A	N/A
May-00	1	20	5.00%				N/A	N/A
Jun-00	1	22	4.55%				N/A	N/A
Jul-00	0	25	0.00%				N/A	N/A
Aug-00	0	44	0.00%				N/A	N/A
Sep-00	0	50	0.00%	937	45260	2.07%	-1.03	0



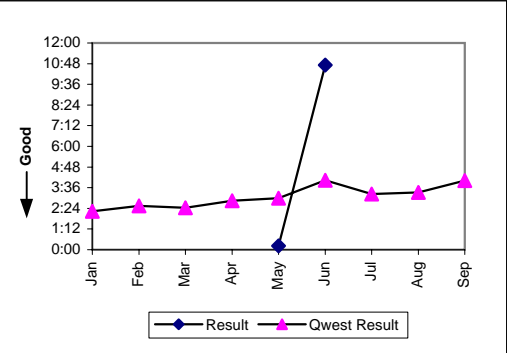
All Troubles Cleared within 4 hours (Percent) (MR-5)-- Interval Zone One

Date	Numerator	Denominator	Result	Qwest Num	Qwest Denor	Qwest Result	Z Score	Parity Score
Jan-00				505	589	85.74%	N/A	N/A
Feb-00				461	575	80.17%	N/A	N/A
Mar-00				481	595	80.84%	N/A	N/A
Apr-00				487	621	78.42%	N/A	N/A
May-00	1	1	100.00%	541	682	79.33%	-0.51	-1.31
Jun-00	0	1	0.00%	490	662	74.02%	1.69	1.58
Jul-00				577	717	80.47%	N/A	N/A
Aug-00				581	764	76.05%	N/A	N/A
Sep-00				462	626	73.80%	N/A	N/A



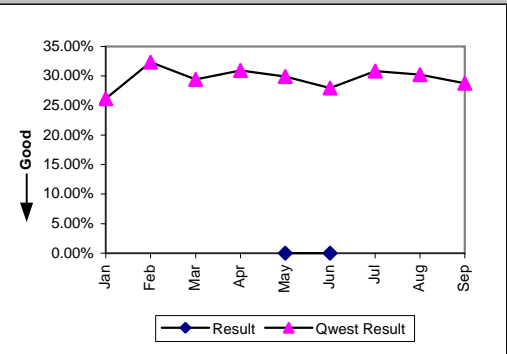
Mean Time to Restore (Hours:Minutes) (MR-6)-- Interval Zone One

Date	Numerator	Denominator	Result	Qwest Num	Qwest Denor	Qwest Result	Z Score	Parity Score
Jan-00				1311:24	589	2:14	N/A	N/A
Feb-00				1467:39	575	2:33	N/A	N/A
Mar-00				1447:44	595	2:26	N/A	N/A
Apr-00				1773:04	621	2:51	N/A	N/A
May-00	0:13	1	0:13	2029:38	682	2:59	-0.53	-1.32
Jun-00	10:43	1	10:43	2666:21	662	4:02	0.96	-0.42
Jul-00				2320:16	717	3:14	N/A	N/A
Aug-00				2542:13	764	3:20	N/A	N/A
Sep-00				2517:07	626	4:01	N/A	N/A



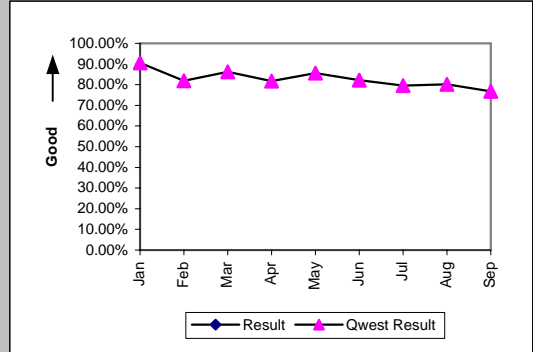
Repair Repeat Report Rate (Percent) (MR-7)-- Interval Zone One

Date	Numerator	Denominator	Result	Qwest Num	Qwest Denor	Qwest Result	Z Score	Parity Score
Jan-00				154	589	26.15%	N/A	N/A
Feb-00				186	575	32.35%	N/A	N/A
Mar-00				175	595	29.41%	N/A	N/A
Apr-00				192	621	30.92%	N/A	N/A
May-00	0	1	0.00%	204	682	29.91%	-0.65	0
Jun-00	0	1	0.00%	185	662	27.95%	-0.62	0
Jul-00				221	717	30.82%	N/A	N/A
Aug-00				231	764	30.24%	N/A	N/A
Sep-00				180	626	28.75%	N/A	N/A

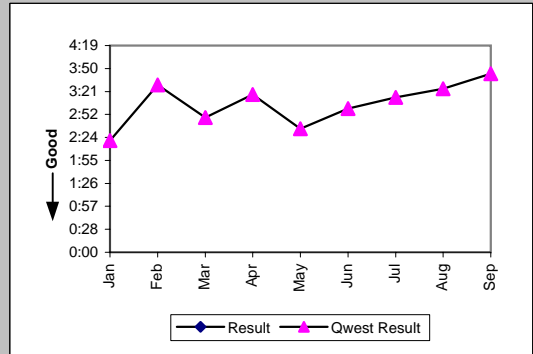


Checklist #5 - Unbundled Transport (UDIT) DS1 Level Repair

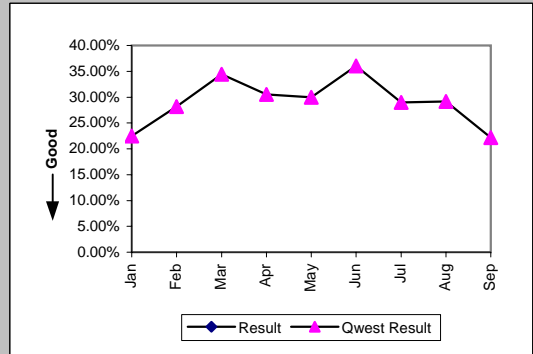
All Troubles Cleared within 4 hours (Percent) (MR-5)-- Interval Zone Two								
Date	Numerator	Denominator	Result	Qwest Num	Qwest Denor	Qwest Result	Z Score	Parity Score
Jan-00				270	298	90.60%	N/A	N/A
Feb-00				212	259	81.85%	N/A	N/A
Mar-00				238	276	86.23%	N/A	N/A
Apr-00				174	213	81.69%	N/A	N/A
May-00				214	250	85.60%	N/A	N/A
Jun-00				203	247	82.19%	N/A	N/A
Jul-00				206	259	79.54%	N/A	N/A
Aug-00				239	298	80.20%	N/A	N/A
Sep-00				239	311	76.85%	N/A	N/A



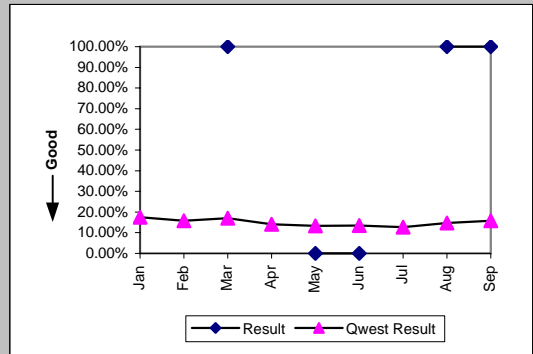
Mean Time to Restore (Hours:Minutes) (MR-6)-- Interval Zone Two								
Date	Numerator	Denominator	Result	Qwest Num	Qwest Denor	Qwest Result	Z Score	Parity Score
Jan-00				696:02	298	2:20	N/A	N/A
Feb-00				907:58	259	3:30	N/A	N/A
Mar-00				776:13	276	2:49	N/A	N/A
Apr-00				702:16	213	3:18	N/A	N/A
May-00				647:15	250	2:35	N/A	N/A
Jun-00				741:26	247	3:00	N/A	N/A
Jul-00				838:49	259	3:14	N/A	N/A
Aug-00				1020:14	298	3:25	N/A	N/A
Sep-00				1162:25	311	3:44	N/A	N/A



Repair Repeat Report Rate (Percent) (MR-7)-- Interval Zone Two								
Date	Numerator	Denominator	Result	Qwest Num	Qwest Denor	Qwest Result	Z Score	Parity Score
Jan-00				67	298	22.48%	N/A	N/A
Feb-00				73	259	28.19%	N/A	N/A
Mar-00				95	276	34.42%	N/A	N/A
Apr-00				65	213	30.52%	N/A	N/A
May-00				75	250	30.00%	N/A	N/A
Jun-00				89	247	36.03%	N/A	N/A
Jul-00				75	259	28.96%	N/A	N/A
Aug-00				87	298	29.19%	N/A	N/A
Sep-00				69	311	22.19%	N/A	N/A

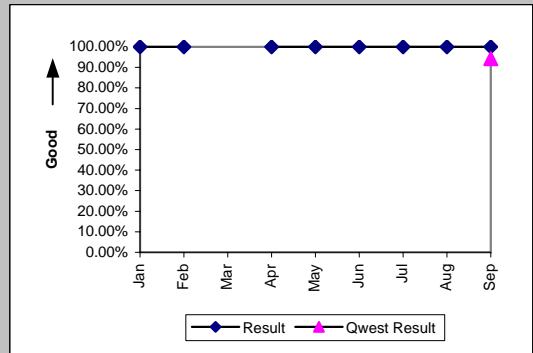


Customer - Caused Trouble Reports (Percent) (MR-10)-- Interval Zone One and Two								
Date	Numerator	Denominator	Result	Qwest Num	Qwest Denor	Qwest Result	Z Score	Parity Score
Jan-00				188	1075	17.49%	N/A	N/A
Feb-00				157	991	15.84%	N/A	N/A
Mar-00	2	2	100.00%	178	1049	16.97%	3.13	1.4
Apr-00				137	971	14.11%	N/A	N/A
May-00	0	1	0.00%	144	1076	13.38%	-0.39	0
Jun-00	0	1	0.00%	141	1050	13.43%	-0.39	0
Jul-00				141	1117	12.62%	N/A	N/A
Aug-00	1	1	100.00%	182	1244	14.63%	2.41	0
Sep-00	2	2	100.00%	176	1113	15.81%	3.26	1.37

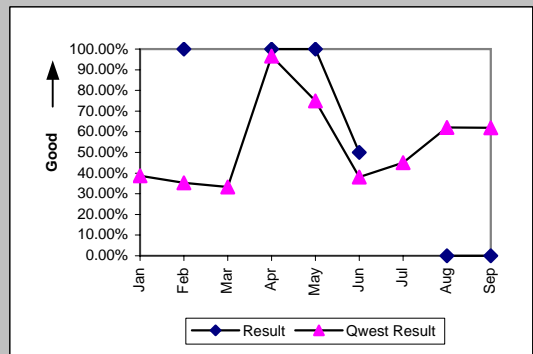


Checklist #5 - Unbundled Transport (UDIT) Above DS1 Level Installation

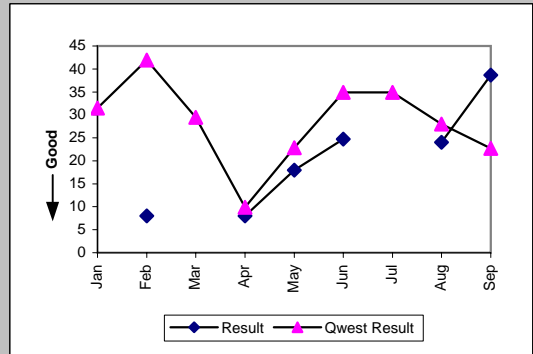
New Service Installation without Trouble Reports (Percent) (OP-5)-- Interval Zone One and Two								
Date	Numerator	Denominator	Result	Qwest Num	Qwest Denor	Qwest Result	Z Score	Parity Score
Jan-00	1	1	100.00%				N/A	N/A
Feb-00	1	1	100.00%				N/A	N/A
Mar-00								
Apr-00	8	8	100.00%				N/A	N/A
May-00	4	4	100.00%				N/A	N/A
Jun-00	9	9	100.00%				N/A	N/A
Jul-00	2	2	100.00%				N/A	N/A
Aug-00	8	8	100.00%				N/A	N/A
Sep-00	11	11	100.00%	65	69	94.20%	-0.76	0



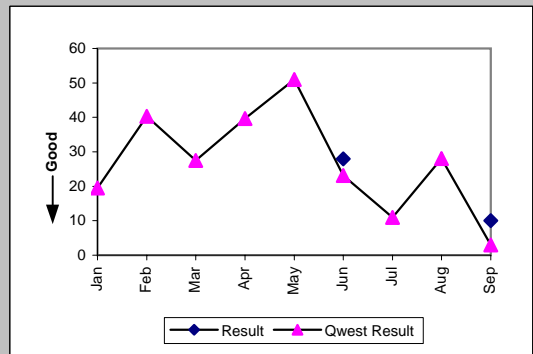
Installation Commitments Met (Percent) (OP-3)-- Interval Zone One								
Date	Numerator	Denominator	Result	Qwest Num	Qwest Denor	Qwest Result	Z Score	Parity Score
Jan-00				12	31	38.71%	N/A	N/A
Feb-00	1	1	100.00%	6	17	35.29%	-1.32	-1.8
Mar-00				8	24	33.33%	N/A	N/A
Apr-00	2	2	100.00%	142	147	96.60%	-0.26	-1.16
May-00	1	1	100.00%	24	32	75.00%	-0.57	-1.35
Jun-00	2	4	50.00%	8	21	38.10%	-0.45	-1.27
Jul-00				9	20	45.00%	N/A	N/A
Aug-00	0	1	0.00%	31	50	62.00%	1.26	0.29
Sep-00	0	3	0.00%	13	21	61.90%	2.07	0.18



Installation Interval (Average Days) (OP-4)-- Interval Zone One								
Date	Numerator	Denominator	Result	Qwest Num	Qwest Denor	Qwest Result	Z Score	Parity Score
Jan-00				976	31	31.48	N/A	N/A
Feb-00	8	1	8	713	17	41.94	-0.84	-1.51
Mar-00				707	24	29.46	N/A	N/A
Apr-00	16	2	8	1452	147	9.88	-0.21	-1.13
May-00	18	1	18	732	32	22.88	-0.16	-1.1
Jun-00	99	4	24.75	733	21	34.9	-0.57	-1.35
Jul-00				698	20	34.9	N/A	N/A
Aug-00	24	1	24	1400	50	28	-0.13	-1.08
Sep-00	116	3	38.67	477	21	22.71	1.26	-0.23

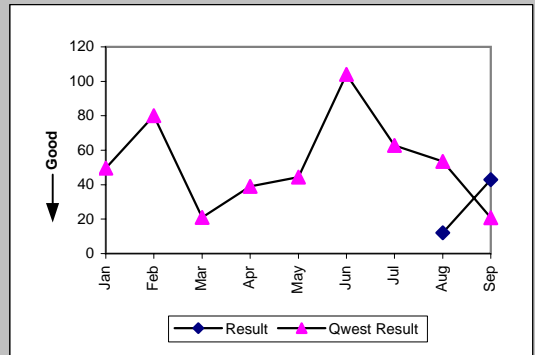


Delayed Days for Non-Facility Reasons (Average Days) (OP-6A)-- Interval Zone One								
Date	Numerator	Denominator	Result	Qwest Num	Qwest Denor	Qwest Result	Z Score	Parity Score
Jan-00				234	12	19.5	N/A	N/A
Feb-00				363	9	40.33	N/A	N/A
Mar-00				412	15	27.47	N/A	N/A
Apr-00				119	3	39.67	N/A	N/A
May-00				255	5	51	N/A	N/A
Jun-00	56	2	28	278	12	23.17	0.28	-0.83
Jul-00				66	6	11	N/A	N/A
Aug-00				337	12	28.08	N/A	N/A
Sep-00	10	1	10	9	3	3		

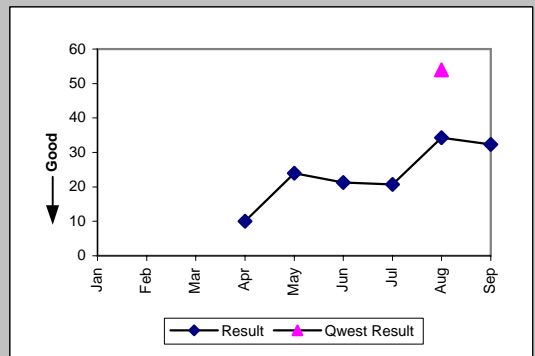


Checklist #5 - Unbundled Transport (UDIT) Above DS1 Level Installation

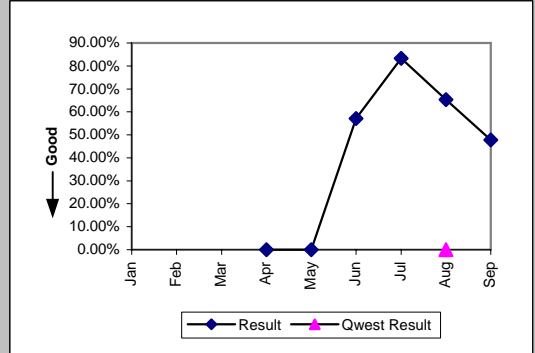
Delayed Days for Facility Reasons (Average Days) (OP-6B)-- Interval Zone One								
Date	Numerator	Denominator	Result	Qwest Num	Qwest Denor	Qwest Result	Z Score	Parity Score
Jan-00				347	7	49.57	N/A	N/A
Feb-00				160	2	80	N/A	N/A
Mar-00				21	1	21	N/A	N/A
Apr-00				78	2	39	N/A	N/A
May-00				133	3	44.33	N/A	N/A
Jun-00				104	1	104	N/A	N/A
Jul-00				314	5	62.8	N/A	N/A
Aug-00	12	1	12	374	7	53.43	-0.89	-1.54
Sep-00	86	2	43	104	5	20.8	2.32	0.41



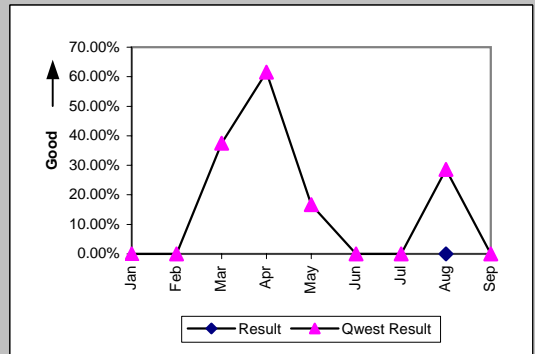
Interval for Pending Orders Delayed Past Due Date (Average Days) (OP-15A)-- Interval Zone One								
Date	Numerator	Denominator	Result	Qwest Num	Qwest Denor	Qwest Result	Z Score	Parity Score
Jan-00								
Feb-00								
Mar-00								
Apr-00	30	3	10				N/A	N/A
May-00	96	4	24				N/A	N/A
Jun-00	149	7	21.29				N/A	N/A
Jul-00	249	12	20.75				N/A	N/A
Aug-00	892	26	34.31	54	1	54		
Sep-00	743	23	32.3				N/A	N/A



Count of Pending Orders Delayed for Facilities Reasons (Percent) (OP-15B)-- Interval Zone One								
Date	Numerator	Denominator	Result	Qwest Num	Qwest Denor	Qwest Result	Z Score	Parity Score
Jan-00								
Feb-00								
Mar-00								
Apr-00	0	3	0.00%				N/A	N/A
May-00	0	4	0.00%				N/A	N/A
Jun-00	4	7	57.14%				N/A	N/A
Jul-00	10	12	83.33%				N/A	N/A
Aug-00	17	26	65.38%	0	1	0.00%		
Sep-00	11	23	47.83%				N/A	N/A

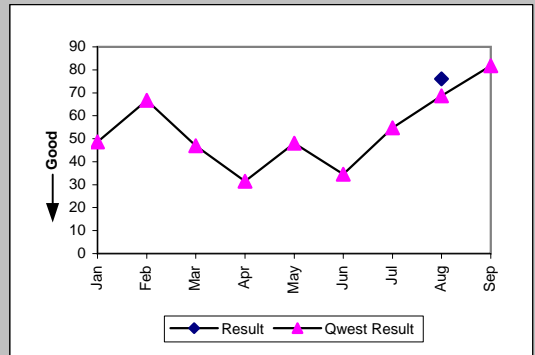


Installation Commitments Met (Percent) (OP-3)-- Interval Zone Two								
Date	Numerator	Denominator	Result	Qwest Num	Qwest Denor	Qwest Result	Z Score	Parity Score
Jan-00				0	13	0.00%	N/A	N/A
Feb-00				0	4	0.00%	N/A	N/A
Mar-00				3	8	37.50%	N/A	N/A
Apr-00				8	13	61.54%	N/A	N/A
May-00				2	12	16.67%	N/A	N/A
Jun-00				0	4	0.00%	N/A	N/A
Jul-00				0	10	0.00%	N/A	N/A
Aug-00	0	1	0.00%	2	7	28.57%	0.59	-0.67
Sep-00				0	11	0.00%	N/A	N/A

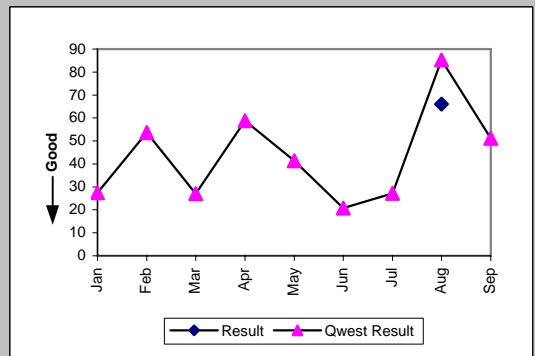


Checklist #5 - Unbundled Transport (UDIT) Above DS1 Level Installation

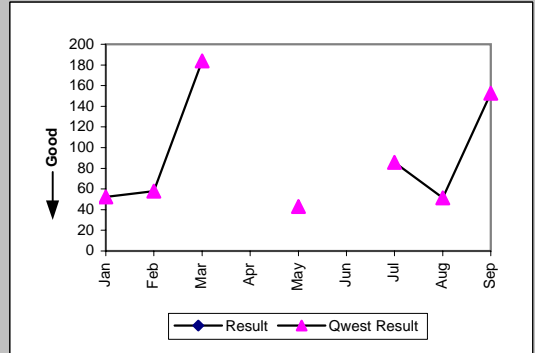
Installation Interval (Average Days) (OP-4)-- Interval Zone Two									
Date	Numerator	Denominator	Result	Qwest Num	Qwest Denom	Qwest Result	Z Score	Parity Score	
Jan-00				633	13	48.69	N/A	N/A	
Feb-00				267	4	66.75	N/A	N/A	
Mar-00				376	8	47	N/A	N/A	
Apr-00				410	13	31.54	N/A	N/A	
May-00				577	12	48.08	N/A	N/A	
Jun-00				138	4	34.5	N/A	N/A	
Jul-00				547	10	54.7	N/A	N/A	
Aug-00	76	1	76	481	7	68.71	0.13	-0.92	
Sep-00				900	11	81.82	N/A	N/A	



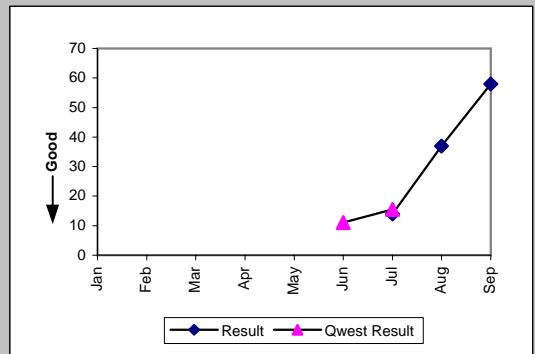
Delayed Days for Non-Facility Reasons (Average Days) (OP-6A)-- Interval Zone Two									
Date	Numerator	Denominator	Result	Qwest Num	Qwest Denom	Qwest Result	Z Score	Parity Score	
Jan-00				220	8	27.5	N/A	N/A	
Feb-00				161	3	53.67	N/A	N/A	
Mar-00				108	4	27	N/A	N/A	
Apr-00				294	5	58.8	N/A	N/A	
May-00				372	9	41.33	N/A	N/A	
Jun-00				83	4	20.75	N/A	N/A	
Jul-00				190	7	27.14	N/A	N/A	
Aug-00	66	1	66	256	3	85.33	-0.3	-1.18	
Sep-00				460	9	51.11	N/A	N/A	



Delayed Days for Facility Reasons (Average Days) (OP-6B)-- Interval Zone Two									
Date	Numerator	Denominator	Result	Qwest Num	Qwest Denom	Qwest Result	Z Score	Parity Score	
Jan-00				261	5	52.2	N/A	N/A	
Feb-00				58	1	58	N/A	N/A	
Mar-00				184	1	184	N/A	N/A	
Apr-00									
May-00				43	1	43	N/A	N/A	
Jun-00									
Jul-00				257	3	85.67	N/A	N/A	
Aug-00				103	2	51.5	N/A	N/A	
Sep-00				305	2	152.5	N/A	N/A	

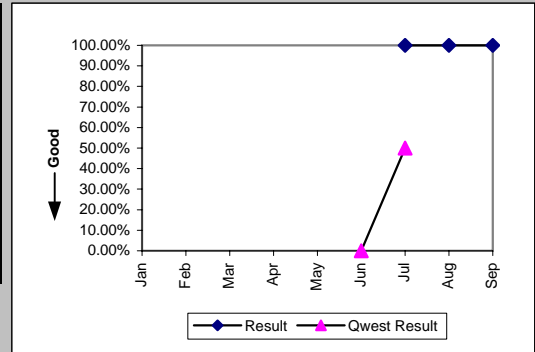


Interval for Pending Orders Delayed Past Due Date (Average Days) (OP-15A)-- Interval Zone Two									
Date	Numerator	Denominator	Result	Qwest Num	Qwest Denom	Qwest Result	Z Score	Parity Score	
Jan-00									
Feb-00									
Mar-00									
Apr-00									
May-00									
Jun-00				11	1	11	N/A	N/A	
Jul-00	14	1	14	31	2	15.5	-0.06	-1.03	
Aug-00	37	1	37				N/A	N/A	
Sep-00	58	1	58				N/A	N/A	



Checklist #5 - Unbundled Transport (UDIT) Above DS1 Level Installation

Count of Pending Orders Delayed for Facilities Reasons (Percent) (OP-15B)-- Interval Zone Two								
Date	Numerator	Denominator	Result	Qwest Num	Qwest Denom	Qwest Result	Z Score	Parity Score
Jan-00								
Feb-00								
Mar-00								
Apr-00								
May-00								
Jun-00				0	1	0.00%	N/A	N/A
Jul-00	1	1	100.00%	1	2	50.00%	0.82	0
Aug-00	1	1	100.00%				N/A	N/A
Sep-00	1	1	100.00%				N/A	N/A



Checklist #5 - Unbundled Transport (UDIT) Above DS1 Level Repair

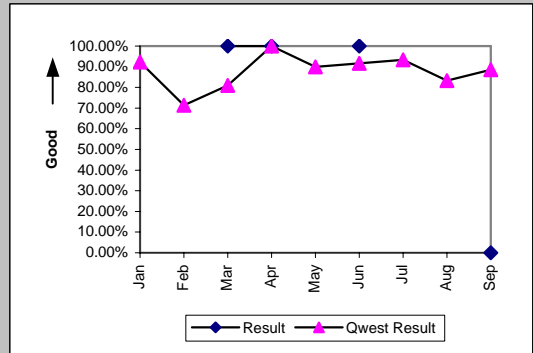
Trouble Rate (Percent) (MR-8)-- Interval Zone One and Two

Date	Numerator	Denominator	Result	Qwest Num	Qwest Denom	Qwest Result	Z Score	Parity Score
Jan-00	0	7	0.00%	14	21	66.67%	-3.24	0
Feb-00	0	8	0.00%	7	21	33.33%	-1.7	0
Mar-00	2	8	25.00%	22	22	100.00%		
Apr-00	1	18	5.56%	20	24	83.33%	-6.69	0
May-00	0	23	0.00%	22	24	91.67%	-11.37	0
Jun-00	1	33	3.03%	17	30	56.67%	-4.29	0
Jul-00	0	37	0.00%	19	31	61.29%	-5.17	0
Aug-00	0	48	0.00%	15	31	48.39%	-4.2	0
Sep-00	1	62	1.61%	38	2514	1.51%	0.06	-0.97



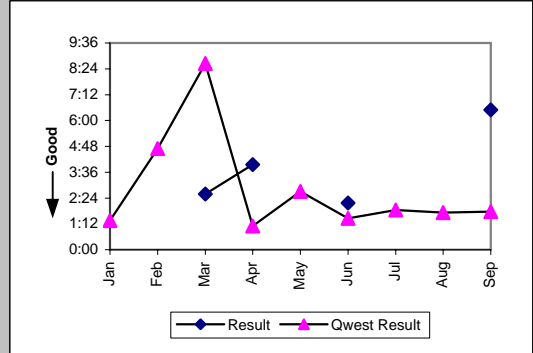
All Troubles Cleared within 4 hours (Percent) (MR-5)-- Interval Zone One

Date	Numerator	Denominator	Result	Qwest Num	Qwest Denom	Qwest Result	Z Score	Parity Score
Jan-00				12	13	92.31%	N/A	N/A
Feb-00				5	7	71.43%	N/A	N/A
Mar-00	2	2	100.00%	17	21	80.95%	-0.66	-1.4
Apr-00	1	1	100.00%	17	17	100.00%		
May-00				18	20	90.00%	N/A	N/A
Jun-00	1	1	100.00%	11	12	91.67%	-0.29	-1.18
Jul-00				14	15	93.33%	N/A	N/A
Aug-00				10	12	83.33%	N/A	N/A
Sep-00	0	1	0.00%	31	35	88.57%	2.74	2.87



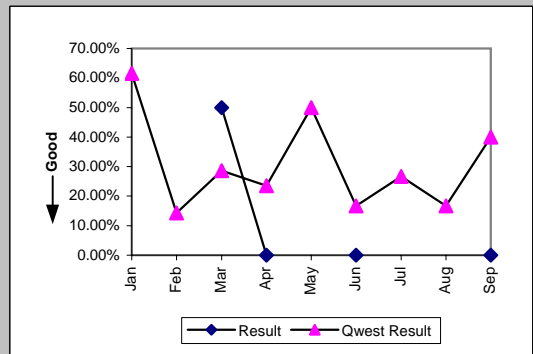
Mean Time to Restore (Hours:Minutes) (MR-6)-- Interval Zone One

Date	Numerator	Denominator	Result	Qwest Num	Qwest Denom	Qwest Result	Z Score	Parity Score
Jan-00				17:38	13	1:21	N/A	N/A
Feb-00				32:52	7	4:42	N/A	N/A
Mar-00	5:11	2	2:35	181:34	21	8:39	-0.3	-1.19
Apr-00	3:57	1	3:57	18:41	17	1:06	3.25	0.98
May-00				54:00	20	2:42	N/A	N/A
Jun-00	2:10	1	2:10	17:23	12	1:27	0.33	-0.8
Jul-00				27:49	15	1:51	N/A	N/A
Aug-00				20:41	12	1:43	N/A	N/A
Sep-00	6:30	1	6:30	61:46	35	1:46	2.56	0.56



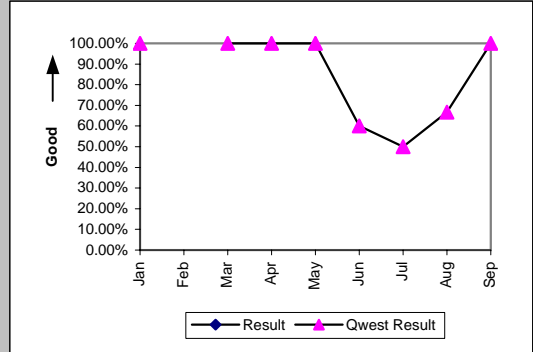
Repair Repeat Report Rate (Percent) (MR-7)-- Interval Zone One

Date	Numerator	Denominator	Result	Qwest Num	Qwest Denom	Qwest Result	Z Score	Parity Score
Jan-00				8	13	61.54%	N/A	N/A
Feb-00				1	7	14.29%	N/A	N/A
Mar-00	1	2	50.00%	6	21	28.57%	0.64	-0.68
Apr-00	0	1	0.00%	4	17	23.53%	-0.54	0
May-00				10	20	50.00%	N/A	N/A
Jun-00	0	1	0.00%	2	12	16.67%	-0.43	0
Jul-00				4	15	26.67%	N/A	N/A
Aug-00				2	12	16.67%	N/A	N/A
Sep-00	0	1	0.00%	14	35	40.00%	-0.81	0

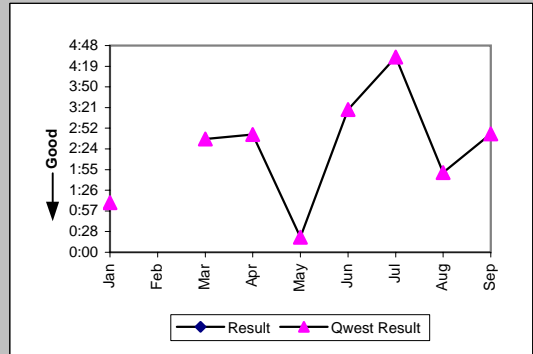


Checklist #5 - Unbundled Transport (UDIT) Above DS1 Level Repair

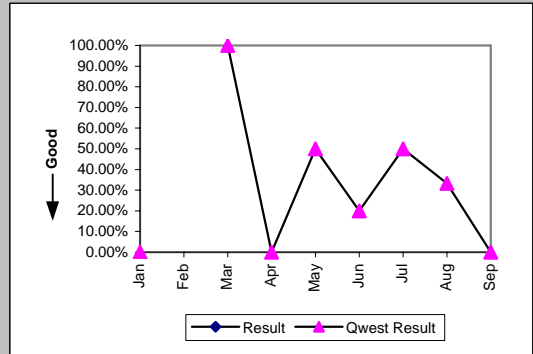
All Troubles Cleared within 4 hours (Percent) (MR-5) -- Interval Zone Two								
Date	Numerator	Denominator	Result	Qwest Num	Qwest Denor	Qwest Result	Z Score	Parity Score
Jan-00				1	1	100.00%	N/A	N/A
Feb-00								
Mar-00				2	2	100.00%	N/A	N/A
Apr-00				3	3	100.00%	N/A	N/A
May-00				2	2	100.00%	N/A	N/A
Jun-00				3	5	60.00%	N/A	N/A
Jul-00				2	4	50.00%	N/A	N/A
Aug-00				2	3	66.67%	N/A	N/A
Sep-00				3	3	100.00%	N/A	N/A



Mean Time to Restore (Hours:Minutes) (MR-6) -- Interval Zone Two								
Date	Numerator	Denominator	Result	Qwest Num	Qwest Denor	Qwest Result	Z Score	Parity Score
Jan-00				1:09	1	1:09	N/A	N/A
Feb-00								
Mar-00				5:15	2	2:38	N/A	N/A
Apr-00				8:12	3	2:44	N/A	N/A
May-00				0:42	2	0:21	N/A	N/A
Jun-00				16:35	5	3:19	N/A	N/A
Jul-00				18:06	4	4:32	N/A	N/A
Aug-00				5:32	3	1:51	N/A	N/A
Sep-00				8:16	3	2:45	N/A	N/A



Repair Repeat Report Rate (Percent) (MR-7) -- Interval Zone Two								
Date	Numerator	Denominator	Result	Qwest Num	Qwest Denor	Qwest Result	Z Score	Parity Score
Jan-00				0	1	0.00%	N/A	N/A
Feb-00								
Mar-00				2	2	100.00%	N/A	N/A
Apr-00				0	3	0.00%	N/A	N/A
May-00				1	2	50.00%	N/A	N/A
Jun-00				1	5	20.00%	N/A	N/A
Jul-00				2	4	50.00%	N/A	N/A
Aug-00				1	3	33.33%	N/A	N/A
Sep-00				0	3	0.00%	N/A	N/A



Customer - Caused Trouble Reports (Percent) (MR-10) -- Interval Zone One and Two								
Date	Numerator	Denominator	Result	Qwest Num	Qwest Denor	Qwest Result	Z Score	Parity Score
Jan-00				6	20	30.00%	N/A	N/A
Feb-00				7	14	50.00%	N/A	N/A
Mar-00	0	2	0.00%	2	25	8.00%	-0.4	0
Apr-00	0	1	0.00%	4	24	16.67%	-0.44	0
May-00				3	25	12.00%	N/A	N/A
Jun-00	0	1	0.00%	1	18	5.56%	-0.24	0
Jul-00				2	21	9.52%	N/A	N/A
Aug-00				8	23	34.78%	N/A	N/A
Sep-00	1	2	50.00%	10	48	20.83%	1	-0.3

