



## ***Performance Results***

### ***Washington January 2006 - December 2006***

#### ***Qwest's Performance Assurance Plans (PAPs)***

*Statistical parameters used to calculate whether PAP standards have been met or missed, and any applicable PAP payments, are sometimes required to be different than those used to calculate performance in this report. See the Reading Reports link on Qwest's Wholesale Website for details.*

**January 20, 2007**

## Table of Contents

<b>Section</b>	<b>Page Number</b>
GA-1 - Gateway Availability - IMA-GUI	20
<i>Gateway Availability - IMA-GUI(Percent)All(GA-1)(Benchmark)</i>	20
<i>Gateway Availability - IMA-GUI(Percent)SIA(GA-1)(Benchmark)</i>	20
GA-2 - Gateway Availability - IMA-EDI	21
<i>Gateway Availability - IMA-EDI(Percent)(GA-2)(Benchmark)</i>	21
GA-3 - Gateway Availability - EB-TA	22
<i>Gateway Availability - EB-TA(Percent)(GA-3)(Benchmark)</i>	22
GA-4 - System Availability - EXACT	23
<i>System Availability - EXACT(Percent)(GA-4)(Benchmark)</i>	23
GA-6 - Gateway Availability - GUI - Repair	24
<i>Gateway Availability - GUI - Repair(Percent)(GA-6)(Benchmark)</i>	24
GA-7 - Timely Outage Resolution following Software Releases	25
<i>Timely Outage Resolution following Software Releases(Percent)(GA-7)(Benchmark)</i>	25
PO-1 - Pre-Order/Order Response Times	26
<i>Pre-Order Response Times (Appt. Scheduler)(Average Seconds)IMA Request(PO-1A-1(a))(Diagnostic)</i>	26
<i>Pre-Order Response Times (Appt. Scheduler)(Average Seconds)IMA Response/Accept(PO-1A-1(b,c))(Diagnostic)</i>	26
<i>Pre-Order Response Times (Appt. Scheduler)(Average Seconds)IMA Aggregate(PO-1A-1 Total)(Benchmark)</i>	26
<i>Pre-Order Response Times (Service Availability)(Average Seconds)IMA Request(PO-1A-2(a))(Diagnostic)</i>	26
<i>Pre-Order Response Times (Service Availability)(Average Seconds)IMA Response(PO-1A-2(b))(Diagnostic)</i>	27
<i>Pre-Order Response Times (Service Availability)(Average Seconds)IMA Aggregate(PO-1A-2 Total)(Benchmark)</i>	27
<i>Pre-Order Response Times (Facility Check)(Average Seconds)IMA Request(PO-1A-3(a))(Diagnostic)</i>	27
<i>Pre-Order Response Times (Facility Check)(Average Seconds)IMA Response(PO-1A-3(b))(Diagnostic)</i>	27
<i>Pre-Order Response Times (Facility Check)(Average Seconds)IMA Aggregate(PO-1A-3 Total)(Benchmark)</i>	28
<i>Pre-Order Response Times (Address Validation)(Average Seconds)IMA Request(PO-1A-4(a))(Diagnostic)</i>	28
<i>Pre-Order Response Times (Address Validation)(Average Seconds)IMA Response(PO-1A-4(b))(Diagnostic)</i>	28
<i>Pre-Order Response Times (Address Validation)(Average Seconds)IMA Aggregate(PO-1A-4 Total)(Benchmark)</i>	28
<i>Pre-Order Response Times (Get CSR)(Average Seconds)IMA Request(PO-1A-5(a))(Diagnostic)</i>	29
<i>Pre-Order Response Times (Get CSR)(Average Seconds)IMA Response(PO-1A-5(b))(Diagnostic)</i>	29
<i>Pre-Order Response Times (Get CSR)(Average Seconds)IMA Aggregate(PO-1A-5 Total)(Benchmark)</i>	29
<i>Pre-Order Response Times (TN Reservation)(Average Seconds)IMA Request(PO-1A-6(a))(Diagnostic)</i>	29
<i>Pre-Order Response Times (TN Reservation)(Average Seconds)IMA Response(PO-1A-6(b))(Diagnostic)</i>	30
<i>Pre-Order Response Times (TN Reservation)(Average Seconds)IMA Accept(PO-1A-6(c))(Diagnostic)</i>	30
<i>Pre-Order Response Times (TN Reservation)(Average Seconds)IMA Aggregate(PO-1A-6 Total)(Benchmark)</i>	30
<i>Pre-Order Response Times (Loop Qualification Tools)(Average Seconds)IMA Request(PO-1A-7(a))(Diagnostic)</i>	30
<i>Pre-Order Response Times (Loop Qualification Tools)(Average Seconds)IMA Response(PO-1A-7(b))(Diagnostic)</i>	31
<i>Pre-Order Response Times (Loop Qualification Tools)(Average Seconds)IMA Aggregate(PO-1A-7 Total)(Benchmark)</i>	31
<i>Pre-Order Response Times (Resale of Qwest DSL Qualification)(Average Seconds)IMA Request(PO-1A-8(a))(Diagnostic)</i>	31
<i>Pre-Order Response Times (Resale of Qwest DSL Qualification)(Average Seconds)IMA Response(PO-1A-8(b))(Diagnostic)</i>	31
<i>Pre-Order Response Times (Resale of Qwest DSL Qualification)(Average Seconds)IMA Aggregate(PO-1A-8 Total)(Benchmark)</i>	32
<i>Pre-Order Response Times (Connecting Facility Assignment)(Average Seconds)IMA Request(PO-1A-9(a))(Diagnostic)</i>	32
<i>Pre-Order Response Times (Connecting Facility Assignment)(Average Seconds)IMA Response(PO-1A-9(b))(Diagnostic)</i>	32
<i>Pre-Order Response Times (Connecting Facility Assignment)(Average Seconds)IMA Aggregate(PO-1A-9 Total)(Benchmark)</i>	32
<i>Pre-Order Response Times (Meet Point Inquiry)(Average Seconds)IMA Request(PO-1A-10(a))(Diagnostic)</i>	33
<i>Pre-Order Response Times (Meet Point Inquiry)(Average Seconds)IMA Response(PO-1A-10(b))(Diagnostic)</i>	33
<i>Pre-Order Response Times (Meet Point Inquiry)(Average Seconds)IMA Aggregate(PO-1A-10 Total)(Benchmark)</i>	33

## Table of Contents

<b>Section</b>	<b>Page Number</b>
<i>Pre-Order Response Times (Appt. Scheduler)(Average Seconds)EDI Request/Response(PO-1B-1)(Benchmark)</i>	34
<i>Pre-Order Response Times (Service Availability)(Average Seconds)EDI Request/Response(PO-1B-2)(Benchmark)</i>	34
<i>Pre-Order Response Times (Facility Check)(Average Seconds)EDI Request/Response(PO-1B-3)(Benchmark)</i>	34
<i>Pre-Order Response Times (Address Validation)(Average Seconds)EDI Request/Response(PO-1B-4)(Benchmark)</i>	34
<i>Pre-Order Response Times (Get CSR)(Average Seconds)EDI Request/Response(PO-1B-5)(Benchmark)</i>	35
<i>Pre-Order Response Times (TN Reservation)(Average Seconds)EDI Request/Response(PO-1B-6)(Benchmark)</i>	35
<i>Pre-Order Response Times (Loop Qualification Tools)(Average Seconds)EDI Request/Response(PO-1B-7)(Benchmark)</i>	35
<i>Pre-Order Response Times (Resale of Qwest DSL Qualification)(Average Seconds)EDI Request/Response(PO-1B-8)(Benchmark)</i>	35
<i>Pre-Order Response Times (Connecting Facility Assignment)(Average Seconds)EDI Request/Response(PO-1B-9)(Benchmark)</i>	36
<i>Pre-Order Response Times (Meet Point Inquiry)(Average Seconds)EDI Request/Response(PO-1B-10)(Benchmark)</i>	36
<i>Pre-Order Response Times (Timeout)(Percent)IMA Total(PO-1C-1)(Benchmark)</i>	36
<i>Pre-Order Response Times (Timeout)(Percent)EDI Total(PO-1C-2)(Benchmark)</i>	36
<i>Pre-Order Response Times (Rejected Query)(Average Seconds)IMA Total(PO-1D-1)(Diagnostic)</i>	37
<i>Pre-Order Response Times (Rejected Query)(Average Seconds)EDI Total(PO-1D-2)(Diagnostic)</i>	37
<b>PO-2A-1 - Electronic Flow-through for LSRs received via IMA GUI (Percent)</b>	<b>38</b>
<i>Resale Aggregate W/O UNE-P-POTS(Diagnostic)</i>	38
<i>Unbundled Loop Aggregate(Diagnostic)</i>	38
<i>LNP(Diagnostic)</i>	38
<i>UNE P (POTS AGG)(Diagnostic)</i>	38
<b>PO-2A-2 - Electronic Flow-through for LSRs received via IMA EDI (Percent)</b>	<b>39</b>
<i>Resale Aggregate W/O UNE-P-POTS(Diagnostic)</i>	39
<i>Unbundled Loop Aggregate(Diagnostic)</i>	39
<i>LNP(Diagnostic)</i>	39
<i>UNE P (POTS AGG)(Diagnostic)</i>	39
<i>Line Sharing(Diagnostic)</i>	40
<b>PO-2B-1 - Electronic Flow-through for All Eligible LSRs received via IMA GUI (Percent)</b>	<b>41</b>
<i>Resale Aggregate W/O UNE-P-POTS(Benchmark)</i>	41
<i>Unbundled Loop Aggregate(Benchmark)</i>	41
<i>LNP(Benchmark)</i>	41
<i>UNE P (POTS AGG)(Benchmark)</i>	41
<b>PO-2B-2 - Electronic Flow-through for All Eligible LSRs received via IMA EDI (Percent)</b>	<b>42</b>
<i>Resale Aggregate W/O UNE-P-POTS(Benchmark)</i>	42
<i>Unbundled Loop Aggregate(Benchmark)</i>	42
<i>LNP(Benchmark)</i>	42
<i>UNE P (POTS AGG)(Benchmark)</i>	42
<i>Line Sharing(Diagnostic)</i>	43
<b>PO-3 - LSR Rejection Notice Interval</b>	<b>44</b>
<i>LSR Rejection Notice Interval for IMA - Rejected Manually(Hours and Minutes)(PO-3A-1)(Benchmark)</i>	44
<i>LSR Rejection Notice Interval for IMA - Auto-Rejected(Minutes and Seconds)(PO-3A-2)(Benchmark)</i>	44
<i>LSR Rejection Notice Interval for EDI - Rejected Manually(Hours and Minutes)(PO-3B-1)(Benchmark)</i>	44
<i>LSR Rejection Notice Interval for EDI - Auto-Rejected(Minutes and Seconds)(PO-3B-2)(Benchmark)</i>	44
<i>LSR Rejection Notice Interval for Manual and IIS(Hours and Minutes)(PO-3C)(Benchmark)</i>	45
<b>PO-4 - LSRs Rejected</b>	<b>46</b>
<i>LSRs Rejected for IMA - Rejected Manually(Percent)(PO-4A-1)(Diagnostic)</i>	46
<i>LSRs Rejected for IMA - Auto-Rejected(Percent)(PO-4A-2)(Diagnostic)</i>	46

## Table of Contents

<b>Section</b>	<b>Page Number</b>
<i>LSRs Rejected for EDI - Rejected Manually(Percent)(PO-4B-1)(Diagnostic)</i>	46
<i>LSRs Rejected for EDI - Auto-Rejected(Percent)(PO-4B-2)(Diagnostic)</i>	46
<i>LSRs Received via Facsimile(Percent)(PO-4C)(Diagnostic)</i>	47
<b>PO-5A-1 - FOCs On Time for Fully Electronic LSRs Received via IMA GUI (Percent)</b>	<b>48</b>
<i>Resale Aggregate(PO-5A-1(a))(Benchmark)</i>	48
<i>Unbundled Loop Aggregate(PO-5A-1(b))(Benchmark)</i>	48
<i>LNP(PO-5A-1(c))(Benchmark)</i>	48
<b>PO-5A-2 - FOCs On Time for Fully Electronic LSRs Received via IMA EDI (Percent)</b>	<b>49</b>
<i>Resale Aggregate(PO-5A-2(a))(Benchmark)</i>	49
<i>Unbundled Loop Aggregate(PO-5A-2(b))(Benchmark)</i>	49
<i>LNP(PO-5A-2(c))(Benchmark)</i>	49
<b>PO-5B-1 - FOCs On Time for Electronic/Manual LSRs Received via IMA GUI (Percent)</b>	<b>50</b>
<i>Resale Aggregate(PO-5B-1(a))(Benchmark)</i>	50
<i>Unbundled Loop Aggregate(PO-5B-1(b))(Benchmark)</i>	50
<i>Unbundled Loop AGG-EELs(PO-5B-1(b))(Benchmark)</i>	50
<i>LNP(PO-5B-1(c))(Benchmark)</i>	50
<b>PO-5B-2 - FOCs On Time for Electronic/Manual LSRs Received via IMA EDI (Percent)</b>	<b>51</b>
<i>Resale Aggregate(PO-5B-2(a))(Benchmark)</i>	51
<i>Unbundled Loop Aggregate(PO-5B-2(b))(Benchmark)</i>	51
<i>Unbundled Loop AGG-EELs(PO-5B-2(b))(Benchmark)</i>	51
<i>LNP(PO-5B-2(c))(Benchmark)</i>	51
<b>PO-5C - FOCs on Time for Manual (Percent)</b>	<b>52</b>
<i>Resale Aggregate(PO-5C-(a))(Benchmark)</i>	52
<i>Unbundled Loop Aggregate(PO-5C-(b))(Benchmark)</i>	52
<i>Unbundled Loop AGG-EELs(PO-5C-(b))(Benchmark)</i>	52
<i>LNP(PO-5C-(c))(Benchmark)</i>	52
<b>PO-5D - FOCs on Time (Percent)</b>	<b>53</b>
<i>LIS Trunk(PO-5D)(Benchmark)</i>	53
<b>PO-6 - Work Completion Notification Timeliness</b>	<b>54</b>
<i>Notices Made Available via IMA - GUIAll(Hours and Minutes)(PO-6A)(Benchmark)</i>	54
<i>Notices Transmitted via IMA - EDIAll(Hours and Minutes)(PO-6B)(Benchmark)</i>	54
<b>PO-7 - Billing Completion Notification Timeliness</b>	<b>55</b>
<i>Notices Made Available via IMA - GUI / Billing System Posting CompletionsAll(Percent)(PO-7A,C)(Parity)</i>	55
<i>Notices Transmitted via IMA - EDI / Billing System Posting CompletionsAll(Percent)(PO-7B,C)(Parity)</i>	55
<b>PO-8 - Jeopardy Notice Interval</b>	<b>56</b>
<i>Non-Designed Services(Whole Number)(PO-8A)(Parity)</i>	56
<i>Unbundled Loops and Number Portability(Whole Number)(PO-8B)(Parity)</i>	56
<b>PO-9 - Timely Jeopardy Notices</b>	<b>57</b>
<i>Non-Designed Services(PO-9A)(Parity)</i>	57
<i>Unbundled Loops and Number Portability(PO-9B)(Parity)</i>	57
<i>LIS Trunk(PO-9C)(Parity)</i>	57

## Table of Contents

<b>Section</b>	<b>Page Number</b>
PO-15 - Number of Due Date Changes per Order	58
<i>All(PO-15)(Diagnostic)</i>	58
PO-16 - Timely Release Notifications	59
<i>(PO-16)(Percent)(Benchmark)</i>	59
PO-19 - Stand-Alone Test Environment (SATE) Accuracy	60
<i>(PO-19) (Percent)(Benchmark)</i>	60
<i>(PO-19)Rel. 17.0(Percent)(Benchmark)</i>	60
<i>(PO-19)Rel. 18.0(Percent)(Benchmark)</i>	60
<i>(PO-19)Rel. 19.0(Percent)(Benchmark)</i>	60
<i>(PO-19)Rel. VICKI(Percent)(Benchmark)</i>	61
<i>(PO-19B) (Percent)(Benchmark)</i>	61
PO-20 (Expanded) Manual Service Order Accuracy (Phase 1)	62
<i>Unbundled Loops(Benchmark)</i>	62
<i>Resale &amp; UNE-P (POTS)(Benchmark)</i>	62
PO-20 (Expanded) Manual Service Order Accuracy (Phase 2)	63
<i>Unbundled Loops(Benchmark)</i>	63
<i>Resale &amp; UNE-P (POTS)(Benchmark)</i>	63
PO-20 (Expanded) Manual Service Order Accuracy (Phase 3)	64
<i>Unbundled Loops(Benchmark)</i>	64
<i>Resale &amp; UNE-P (POTS)(Benchmark)</i>	64
PO-20 (Expanded) Manual Service Order Accuracy (Phase 4)	65
<i>Unbundled Loops(Benchmark)</i>	65
<i>Resale &amp; UNE-P (POTS)(Benchmark)</i>	65
OP-2 - Calls Answered within Twenty Seconds - Interconnect Provisioning Center	66
<i>Calls Answered within Twenty Seconds - Interconnect Provisioning Center(Percent)(OP-2)(Parity)</i>	66
OP-3A - Installation Commitments Met (Percent) - Dispatches within MSAs	67
<i>Residence(Parity)</i>	67
<i>Business(Parity)</i>	67
<i>Qwest DSL(Parity)</i>	67
<i>UNE - P (POTS)(Parity)</i>	67
<i>Line Splitting</i>	68
OP-3B - Installation Commitments Met (Percent) - Dispatches outside MSAs	69
<i>Residence(Parity)</i>	69
<i>Business(Parity)</i>	69
<i>UNE - P (POTS)(Parity)</i>	69
OP-3C - Installation Commitments Met (Percent) - No dispatches	70
<i>Residence(Parity)</i>	70
<i>Business(Parity)</i>	70
<i>Qwest DSL(Parity)</i>	70
<i>UNE - P (POTS)(Parity)</i>	70

## Table of Contents

<b>Section</b>	<b>Page Number</b>
<i>Line Sharing(Benchmark)</i>	71
<i>Line Splitting</i>	72
<b>OP-3D - Installation Commitments Met (Percent) - Interval Zone One</b>	<b>73</b>
<i>DS1(Parity)</i>	73
<i>Basic Rate ISDN(Parity)</i>	73
<i>LIS Trunk(Parity)</i>	73
<i>UDIT DS1(Parity)</i>	74
<i>UDIT Above DS1 Level(Parity)</i>	74
<i>Dark Fiber - IOF(Diagnostic)</i>	74
<i>Unbundled Loop - 4 Wire Non-Loaded(Parity)</i>	74
<i>Unbundled Loop - DS1 Capable(Parity)</i>	75
<i>Unbundled Loop ISDN Capable(Parity)</i>	75
<i>Unbundled Loop - ADSL Qualified(Benchmark)</i>	75
<i>Unbundled Loop Analog(Benchmark)</i>	76
<i>Unbundled Loop - 2 Wire Non-Loaded(Benchmark)</i>	76
<i>Unbundled Loop - XDSL<i>i</i>(Benchmark)</i>	76
<i>Unbundled Loop Conditioned(Benchmark)</i>	76
<i>Enhanced Extended Loops - DS0 Capable(Benchmark)</i>	77
<i>Enhanced Extended Loops - DS3 Capable(Benchmark)</i>	77
<i>Enhanced Extended Loops - DS1 Capable(Benchmark)</i>	78
<b>OP-3E - Installation Commitments Met (Percent) - Interval Zone Two</b>	<b>79</b>
<i>ISDN Primary(Parity)</i>	79
<i>DS1(Parity)</i>	79
<i>Basic Rate ISDN(Parity)</i>	79
<i>LIS Trunk(Parity)</i>	79
<i>UDIT DS1(Parity)</i>	80
<i>UDIT Above DS1 Level(Parity)</i>	80
<i>Dark Fiber - IOF(Diagnostic)</i>	80
<i>Unbundled Loop - DS1 Capable(Parity)</i>	80
<i>Unbundled Loop ISDN Capable(Parity)</i>	81
<i>Unbundled Loop - ADSL Qualified(Benchmark)</i>	81
<i>Unbundled Loop - DS3 Capable(Parity)</i>	81
<i>E911(Parity)</i>	81
<i>Unbundled Loop Analog(Benchmark)</i>	82
<i>Unbundled Loop - 2 Wire Non-Loaded(Benchmark)</i>	82
<i>Unbundled Loop - XDSL<i>i</i>(Benchmark)</i>	82
<i>Unbundled Loop Conditioned(Benchmark)</i>	82
<i>Enhanced Extended Loops - DS3 Capable(Benchmark)</i>	83
<i>Enhanced Extended Loops - DS1 Capable(Benchmark)</i>	84
<b>OP-4A - Installation Interval (Average Days) - Dispatches within MSAs</b>	<b>85</b>
<i>Residence(Parity)</i>	85
<i>Business(Parity)</i>	85
<i>Qwest DSL(Parity)</i>	85
<i>UNE - P (POTS)(Parity)</i>	85
<i>Line Splitting</i>	86
<b>OP-4B - Installation Interval (Average Days) - Dispatches outside MSAs</b>	<b>87</b>
<i>Residence(Parity)</i>	87

## Table of Contents

<b>Section</b>	<b>Page Number</b>
<i>Business(Parity)</i>	87
<i>UNE - P (POTS)(Parity)</i>	87
<b>OP-4C - Installation Interval (Average Days) - No dispatches</b>	<b>88</b>
<i>Residence(Parity)</i>	88
<i>Business(Parity)</i>	88
<i>Qwest DSL(Parity)</i>	88
<i>UNE - P (POTS)(Parity)</i>	88
<i>Line Splitting</i>	89
<b>OP-4D - Installation Interval (Average Days) - Interval Zone One</b>	<b>90</b>
<i>DS1(Parity)</i>	90
<i>Basic Rate ISDN(Parity)</i>	90
<i>LIS Trunk(Parity)</i>	90
<i>UDIT DS1(Parity)</i>	91
<i>UDIT Above DS1 Level(Parity)</i>	91
<i>Dark Fiber - IOF(Diagnostic)</i>	91
<i>Unbundled Loop - 4 Wire Non-Loaded(Parity)</i>	91
<i>Unbundled Loop - DS1 Capable(Benchmark)</i>	92
<i>Unbundled Loop ISDN Capable(Parity)</i>	92
<i>Unbundled Loop - ADSL Qualified(Benchmark)</i>	92
<i>E911(Parity)</i>	92
<i>Unbundled Loop Analog(Benchmark)</i>	93
<i>Unbundled Loop - 2 Wire Non-Loaded(Benchmark)</i>	93
<i>Unbundled Loop - XDSLi(Benchmark)</i>	93
<i>Unbundled Loop Conditioned(Benchmark)</i>	93
<i>Enhanced Extended Loops - DS0 Capable(Diagnostic)</i>	94
<i>Enhanced Extended Loops - DS3 Capable(Diagnostic)</i>	94
<i>Enhanced Extended Loops - DS1 Capable(Benchmark)</i>	95
<b>OP-4E - Installation Interval (Average Days) - Interval Zone Two</b>	<b>96</b>
<i>ISDN Primary(Parity)</i>	96
<i>DS1(Parity)</i>	96
<i>Basic Rate ISDN(Parity)</i>	96
<i>LIS Trunk(Parity)</i>	96
<i>UDIT DS1(Parity)</i>	97
<i>UDIT Above DS1 Level(Parity)</i>	97
<i>Dark Fiber - IOF(Diagnostic)</i>	97
<i>Unbundled Loop - DS1 Capable(Benchmark)</i>	97
<i>Unbundled Loop ISDN Capable(Parity)</i>	98
<i>Unbundled Loop - ADSL Qualified(Benchmark)</i>	98
<i>E911(Parity)</i>	98
<i>Unbundled Loop Analog(Benchmark)</i>	99
<i>Unbundled Loop - 2 Wire Non-Loaded(Benchmark)</i>	99
<i>Unbundled Loop - XDSLi(Benchmark)</i>	99
<i>Unbundled Loop Conditioned(Benchmark)</i>	99
<i>Enhanced Extended Loops - DS3 Capable(Diagnostic)</i>	100
<i>Enhanced Extended Loops - DS1 Capable(Benchmark)</i>	101
<b>OP-5A - New Service Installation Quality Reported to Repair (Percent)</b>	<b>102</b>
<i>Residence(Parity)</i>	102

## Table of Contents

<b>Section</b>	<b>Page Number</b>
<i>Business(Parity)</i>	102
<i>Basic Rate ISDN(Parity)</i>	102
<i>Qwest DSL(Parity)</i>	102
<i>UNE - P (POTS)(Parity)</i>	103
<i>ISDN Primary(Parity)</i>	103
<i>DS1(Parity)</i>	103
<i>Line Sharing(Parity)</i>	103
<i>Line Splitting(Parity)</i>	104
<i>UDIT DS1(Parity)</i>	105
<i>UDIT Above DS1 Level(Parity)</i>	105
<i>Dark Fiber - IOF(Diagnostic)</i>	105
<i>Unbundled Loop Analog(Parity)</i>	105
<i>Unbundled Loop - 2 Wire Non-Loaded(Parity)</i>	106
<i>Unbundled Loop - 4 Wire Non-Loaded(Parity)</i>	106
<i>Unbundled Loop - DS1 Capable(Parity)</i>	106
<i>Unbundled Loop - XDSL(i)(Parity)</i>	106
<i>Unbundled Loop ISDN Capable(Parity)</i>	107
<i>Unbundled Loop - ADSL Qualified(Parity)</i>	107
<i>Unbundled Loop - DS3 Capable(Parity)</i>	107
<i>LIS Trunk(Parity)</i>	107
<i>E911(Parity)</i>	108
<i>Enhanced Extended Loops - DS1 Capable(Parity)</i>	108
<i>Enhanced Extended Loops - DS0 Capable(Diagnostic)</i>	109
<i>Enhanced Extended Loops - DS3 Capable(Diagnostic)</i>	109
<b>OP-5B - New Service Provisioning Quality (Percent)</b>	<b>110</b>
<i>Residence(Benchmark)</i>	110
<i>Business(Benchmark)</i>	110
<i>Basic Rate ISDN(Benchmark)</i>	110
<i>Qwest DSL(Benchmark)</i>	110
<i>UNE - P (POTS)(Benchmark)</i>	111
<i>ISDN Primary(Benchmark)</i>	111
<i>DS1(Benchmark)</i>	111
<i>Line Sharing(Benchmark)</i>	112
<i>Line Splitting(Benchmark)</i>	112
<i>Unbundled Loop Analog(Benchmark)</i>	113
<i>Unbundled Loop - 2 Wire Non-Loaded(Benchmark)</i>	113
<i>Unbundled Loop - 4 Wire Non-Loaded(Benchmark)</i>	113
<i>Unbundled Loop - DS1 Capable(Benchmark)</i>	113
<i>Unbundled Loop - XDSL(i)(Benchmark)</i>	114
<i>Unbundled Loop ISDN Capable(Benchmark)</i>	114
<i>Unbundled Loop - ADSL Qualified(Benchmark)</i>	114
<i>Unbundled Loop - DS3 Capable(Benchmark)</i>	114
<i>Enhanced Extended Loops - DS0 Capable(Benchmark)</i>	115
<i>Enhanced Extended Loops - DS1 Capable(Benchmark)</i>	115
<i>Enhanced Extended Loops - DS3 Capable(Benchmark)</i>	115
<b>OP-5T - New Service Installation Quality Total (Percent)</b>	<b>116</b>
<i>Residence(Diagnostic)</i>	116
<i>Business(Diagnostic)</i>	116
<i>Basic Rate ISDN(Diagnostic)</i>	116



## Table of Contents

<b>Section</b>	<b>Page Number</b>
<i>Qwest DSL(Diagnostic)</i>	116
<i>UNE - P (POTS)(Diagnostic)</i>	117
<i>ISDN Primary(Diagnostic)</i>	117
<i>DS1(Diagnostic)</i>	117
<i>Line Sharing(Diagnostic)</i>	118
<i>Line Splitting(Diagnostic)</i>	118
<i>Unbundled Loop Analog(Diagnostic)</i>	119
<i>Unbundled Loop - 2 Wire Non-Loaded(Diagnostic)</i>	119
<i>Unbundled Loop - 4 Wire Non-Loaded(Diagnostic)</i>	119
<i>Unbundled Loop - DS1 Capable(Diagnostic)</i>	119
<i>Unbundled Loop - XDSLi(Diagnostic)</i>	120
<i>Unbundled Loop ISDN Capable(Diagnostic)</i>	120
<i>Unbundled Loop - ADSL Qualified(Diagnostic)</i>	120
<i>Unbundled Loop - DS3 Capable(Diagnostic)</i>	120
<i>Enhanced Extended Loops - DS0 Capable(Diagnostic)</i>	121
<i>Enhanced Extended Loops - DS1 Capable(Diagnostic)</i>	121
<i>Enhanced Extended Loops - DS3 Capable(Diagnostic)</i>	121
<b>OP-5R - New Service Quality Multiple Report Rate (Percent)</b>	<b>122</b>
<i>Residence(Diagnostic)</i>	122
<i>Business(Diagnostic)</i>	122
<i>DS1(Diagnostic)</i>	122
<i>Line Splitting(Diagnostic)</i>	123
<i>UDIT Above DS1 Level(Diagnostic)</i>	124
<i>Dark Fiber - IOF(Diagnostic)</i>	124
<i>Unbundled Loop Analog(Diagnostic)</i>	124
<i>Unbundled Loop - 2 Wire Non-Loaded(Diagnostic)</i>	124
<i>Unbundled Loop - DS1 Capable(Diagnostic)</i>	125
<i>Unbundled Loop - XDSLi(Diagnostic)</i>	125
<i>Unbundled Loop ISDN Capable(Diagnostic)</i>	125
<i>Unbundled Loop - ADSL Qualified(Diagnostic)</i>	125
<i>LIS Trunk(Diagnostic)</i>	126
<i>Enhanced Extended Loops - DS1 Capable(Diagnostic)</i>	127
<b>OP-6A-1 - Delayed Days for Non-Facility Reasons (Average Days) - Dispatches within MSAs</b>	<b>128</b>
<i>Residence(Parity)</i>	128
<i>Business(Parity)</i>	128
<i>Qwest DSL(Parity)</i>	128
<b>OP-6A-2 - Delayed Days for Non-Facility Reasons (Average Days) - Dispatches outside MSAs</b>	<b>129</b>
<i>Residence(Parity)</i>	129
<b>OP-6A-3 - Delayed Days for Non-Facility Reasons (Average Days) - No dispatches</b>	<b>130</b>
<i>Residence(Parity)</i>	130
<i>Line Splitting(Parity)</i>	130
<b>OP-6A-4 - Delayed Days for Non-Facility Reasons (Average Days) - Interval Zone One</b>	<b>131</b>
<i>LIS Trunk(Parity)</i>	131
<i>UDIT Above DS1 Level(Parity)</i>	132
<i>Unbundled Loop Analog(Parity)</i>	132
<i>Unbundled Loop - 2 Wire Non-Loaded(Parity)</i>	132

## Table of Contents

<b>Section</b>	<b>Page Number</b>
<i>Unbundled Loop - DS1 Capable(Parity)</i>	132
<i>Unbundled Loop - XDSLi(Parity)</i>	133
<i>Unbundled Loop ISDN Capable(Parity)</i>	133
<i>Unbundled Loop - ADSL Qualified(Parity)</i>	133
<i>Enhanced Extended Loops - DS3 Capable(Diagnostic)</i>	134
<i>Enhanced Extended Loops - DS1 Capable(Parity)</i>	135
<b>OP-6A-5 - Delayed Days for Non-Facility Reasons (Average Days) - Interval Zone Two</b>	<b>136</b>
<i>LIS Trunk(Parity)</i>	136
<i>UDIT Above DS1 Level(Parity)</i>	137
<i>Unbundled Loop Analog(Parity)</i>	137
<i>Unbundled Loop - 2 Wire Non-Loaded(Parity)</i>	137
<i>Unbundled Loop - DS1 Capable(Parity)</i>	137
<i>Unbundled Loop - XDSLi(Parity)</i>	138
<i>Unbundled Loop ISDN Capable(Parity)</i>	138
<i>Unbundled Loop - ADSL Qualified(Parity)</i>	138
<i>Enhanced Extended Loops - DS3 Capable(Diagnostic)</i>	139
<i>Enhanced Extended Loops - DS1 Capable(Parity)</i>	140
<b>OP-6B-1 - Delayed Days for Facility Reasons (Average Days) - Dispatches within MSAs</b>	<b>141</b>
<i>Residence(Parity)</i>	141
<i>Business(Parity)</i>	141
<i>Qwest DSL(Parity)</i>	141
<b>OP-6B-2 - Delayed Days for Facility Reasons (Average Days) - Dispatches outside MSAs</b>	<b>142</b>
<i>Residence(Parity)</i>	142
<b>OP-6B-3 - Delayed Days for Facility Reasons (Average Days) - No dispatches</b>	<b>143</b>
<i>Residence(Parity)</i>	143
<b>OP-6B-4 - Delayed Days for Facility Reasons (Average Days) - Interval Zone One</b>	<b>144</b>
<i>Unbundled Loop Analog(Parity)</i>	144
<i>Unbundled Loop - 2 Wire Non-Loaded(Parity)</i>	144
<i>Unbundled Loop - DS1 Capable(Parity)</i>	144
<i>Unbundled Loop - XDSLi(Parity)</i>	144
<i>Unbundled Loop ISDN Capable(Parity)</i>	145
<i>Unbundled Loop - ADSL Qualified(Parity)</i>	145
<b>OP-6B-5 - Delayed Days for Facility Reasons (Average Days) - Interval Zone Two</b>	<b>146</b>
<i>DS1(Parity)</i>	146
<i>Unbundled Loop Analog(Parity)</i>	147
<i>Unbundled Loop - 2 Wire Non-Loaded(Parity)</i>	147
<i>Unbundled Loop - DS1 Capable(Parity)</i>	147
<i>Unbundled Loop - XDSLi(Parity)</i>	147
<i>Unbundled Loop ISDN Capable(Parity)</i>	148
<i>Unbundled Loop - ADSL Qualified(Parity)</i>	148
<i>Enhanced Extended Loops - DS1 Capable(Diagnostic)</i>	149
<b>OP-7 - Coordinated Hot Cut Interval (Hours:Minutes)</b>	<b>150</b>
<i>Unbundled Loop - Analog(Diagnostic)</i>	150
<i>Unbundled Loop Other(Diagnostic)</i>	150

## Table of Contents

<b>Section</b>	<b>Page Number</b>
OP-8 - Number Portability Timeliness (Percent)	151
<i>Number Portability Timeliness(Percent)(OP-8B)(Benchmark)</i>	151
<i>Percentage of LNP Triggers Set Prior to the Frame Due Time(Percent)(OP-8C)(Benchmark)</i>	151
OP-13 - Coordinated Cuts on Time (Percent)	152
<i>Coordinated Cuts Completed on Time(Percent)Unbundled Loop - Analog(OP-13A)(Benchmark)</i>	152
<i>Coordinated Cuts Completed on Time(Percent)Unbundled Loop Other(OP-13A)(Benchmark)</i>	152
<i>Coordinated Cuts Started Without CLEC Approval(Percent)Unbundled Loop - Analog(OP-13B)(Diagnostic)</i>	152
<i>Coordinated Cuts Started Without CLEC Approval(Percent)Unbundled Loop Other(OP-13B)(Diagnostic)</i>	152
OP-15A - Interval for Pending Orders Delayed Past Due Date	153
<i>Residence(Parity)</i>	153
<i>LIS Trunk(Parity)</i>	154
<i>Dark Fiber - IOF(Parity)</i>	154
<i>Unbundled Loop Analog(Parity)</i>	154
<i>Unbundled Loop - 2 Wire Non-Loaded(Parity)</i>	154
<i>Unbundled Loop - DS1 Capable(Parity)</i>	155
<i>Unbundled Loop ISDN Capable(Parity)</i>	155
<i>Unbundled Loop - ADSL Qualified(Parity)</i>	155
<i>Qwest DSL(Parity)</i>	155
<i>Enhanced Extended Loops (EELs)(Diagnostic)</i>	156
OP-15B - Count of Pending Orders Delayed for Facilities Reasons	157
<i>Residence(Diagnostic)</i>	157
<i>LIS Trunk(Diagnostic)</i>	158
<i>Dark Fiber - IOF(Diagnostic)</i>	158
<i>Unbundled Loop Analog(Diagnostic)</i>	158
<i>Unbundled Loop - 2 Wire Non-Loaded(Diagnostic)</i>	158
<i>Unbundled Loop - DS1 Capable(Diagnostic)</i>	159
<i>Unbundled Loop ISDN Capable(Diagnostic)</i>	159
<i>Unbundled Loop - ADSL Qualified(Parity)</i>	159
<i>Qwest DSL(Parity)</i>	159
<i>Enhanced Extended Loops (EELs)(Diagnostic)</i>	160
OP-17 - Timeliness of Disconnects associated with LNP Orders	161
<i>Timeliness of Disconnects associated with LNP Orders(Percent)(OP-17A)(Benchmark)</i>	161
<i>Timeliness of Disconnects associated with LNP Orders(Percent)(OP-17B)(Diagnostic)</i>	161
MR-2 - Calls Answered within 20 Seconds - Interconnect Repair Center (Percent)	162
<i>Calls Answered within 20 seconds - Interconnect Repair Center(Percent)(MR-2)(Parity)</i>	162
MR-3A - Out of Service Cleared within 24 Hours (Percent) - Dispatches within MSAs	163
<i>Residence(Parity)</i>	163
<i>Business(Parity)</i>	163
<i>Centrex(Parity)</i>	163
<i>Centrex 21(Parity)</i>	163
<i>PBX(Parity)</i>	164
<i>UNE - P (POTS)(Parity)</i>	164
<i>Line Sharing(Parity)</i>	164
<i>Line Splitting(Parity)</i>	164

## Table of Contents

<b>Section</b>	<b>Page Number</b>
MR-3B - Out of Service Cleared within 24 Hours (Percent) - Dispatches outside MSAs	165
<i>Residence(Parity)</i>	165
<i>Business(Parity)</i>	165
<i>Centrex 21(Parity)</i>	165
<i>PBX(Parity)</i>	165
<i>UNE - P (POTS)(Parity)</i>	166
<i>Line Sharing(Parity)</i>	166
MR-3C - Out of Service Cleared within 24 Hours (Percent) - No dispatches	167
<i>Residence(Parity)</i>	167
<i>Business(Parity)</i>	167
<i>Centrex(Parity)</i>	167
<i>PBX(Parity)</i>	167
<i>UNE - P (POTS)(Parity)</i>	168
<i>Line Sharing(Parity)</i>	168
<i>Line Splitting(Parity)</i>	168
MR-3D - Out of Service Cleared within 24 Hours (Percent) - Interval Zone One	169
<i>Qwest DSL(Parity)</i>	169
<i>Unbundled Loop Analog(Parity)</i>	169
<i>Unbundled Loop - 2 Wire Non-Loaded(Parity)</i>	169
<i>Unbundled Loop - ADSL Qualified(Parity)</i>	169
<i>Unbundled Loop - XDSLi(Parity)</i>	170
<i>Unbundled Loop ISDN Capable(Parity)</i>	170
MR-3E - Out of Service Cleared within 24 Hours (Percent) - Interval Zone Two	171
<i>Unbundled Loop Analog(Parity)</i>	171
<i>Unbundled Loop - 2 Wire Non-Loaded(Parity)</i>	171
<i>Unbundled Loop - ADSL Qualified(Parity)</i>	171
<i>Unbundled Loop - XDSLi(Parity)</i>	171
<i>Unbundled Loop ISDN Capable(Parity)</i>	172
MR-4A - All Troubles Cleared within 48 Hours (Percent) - Dispatches within MSAs	173
<i>Residence(Parity)</i>	173
<i>Business(Parity)</i>	173
<i>Centrex(Parity)</i>	173
<i>Centrex 21(Parity)</i>	173
<i>PBX(Parity)</i>	174
<i>UNE - P (POTS)(Parity)</i>	174
<i>Line Sharing(Parity)</i>	174
<i>Line Splitting(Parity)</i>	174
MR-4B - All Troubles Cleared within 48 Hours (Percent) - Dispatches outside MSAs	175
<i>Residence(Parity)</i>	175
<i>Business(Parity)</i>	175
<i>Centrex 21(Parity)</i>	175
<i>PBX(Parity)</i>	175
<i>UNE - P (POTS)(Parity)</i>	176
<i>Line Sharing(Parity)</i>	176

## Table of Contents

<b>Section</b>	<b>Page Number</b>
MR-4C - All Troubles Cleared within 48 Hours (Percent) - No dispatches	177
<i>Residence(Parity)</i>	177
<i>Business(Parity)</i>	177
<i>Centrex(Parity)</i>	177
<i>Centrex 21(Parity)</i>	177
<i>PBX(Parity)</i>	178
<i>UNE - P (POTS)(Parity)</i>	178
<i>Line Sharing(Parity)</i>	178
<i>Line Splitting(Parity)</i>	178
MR-4D - All Troubles Cleared within 48 Hours (Percent) - Interval Zone One	179
<i>Qwest DSL(Parity)</i>	179
<i>Unbundled Loop Analog(Parity)</i>	179
<i>Unbundled Loop - 2 Wire Non-Loaded(Parity)</i>	179
<i>Unbundled Loop - ADSL Qualified(Parity)</i>	179
<i>Unbundled Loop - XDSLi(Parity)</i>	180
<i>Unbundled Loop ISDN Capable(Parity)</i>	180
MR-4E - All Troubles Cleared within 48 Hours (Percent) - Interval Zone Two	181
<i>Qwest DSL(Parity)</i>	181
<i>Unbundled Loop Analog(Parity)</i>	181
<i>Unbundled Loop - 2 Wire Non-Loaded(Parity)</i>	181
<i>Unbundled Loop - ADSL Qualified(Parity)</i>	181
<i>Unbundled Loop - XDSLi(Parity)</i>	182
<i>Unbundled Loop ISDN Capable(Parity)</i>	182
MR-5A - All Troubles Cleared within 4 Hours (Percent) - Interval Zone One	183
<i>DS1(Parity)</i>	183
<i>LIS Trunk(Parity)</i>	183
<i>UDIT DS1(Parity)</i>	184
<i>UDIT Above DS1 Level(Parity)</i>	184
<i>Unbundled Loop - 4 Wire Non-Loaded(Parity)</i>	184
<i>Unbundled Loop - DS1 Capable(Parity)</i>	184
<i>E911(Parity)</i>	185
<i>Enhanced Extended Loops - DS0 Capable(Diagnostic)</i>	186
<i>Enhanced Extended Loops - DS3 Capable(Parity)</i>	186
<i>Enhanced Extended Loops - DS1 Capable(Parity)</i>	187
MR-5B - All Troubles Cleared within 4 Hours (Percent) - Interval Zone Two	188
<i>DS0(Parity)</i>	188
<i>DS1(Parity)</i>	188
<i>LIS Trunk(Parity)</i>	188
<i>UDIT DS1(Parity)</i>	189
<i>UDIT Above DS1 Level(Parity)</i>	189
<i>Unbundled Loop - DS1 Capable(Parity)</i>	189
<i>E911(Parity)</i>	189
<i>Enhanced Extended Loops - DS1 Capable(Parity)</i>	190
MR-6A - Mean Time to Restore (Hours:Minutes) - Dispatches within MSAs	191
<i>Residence(Parity)</i>	191
<i>Business(Parity)</i>	191

## Table of Contents

<b>Section</b>	<b>Page Number</b>
<i>Centrex(Parity)</i>	191
<i>Centrex 21(Parity)</i>	191
<i>PBX(Parity)</i>	192
<i>UNE - P (POTS)(Parity)</i>	192
<i>Line Sharing(Parity)</i>	192
<i>Line Splitting(Parity)</i>	192
<b>MR-6B - Mean Time to Restore (Hours:Minutes) - Dispatches outside MSAs</b>	<b>193</b>
<i>Residence(Parity)</i>	193
<i>Business(Parity)</i>	193
<i>Centrex 21(Parity)</i>	193
<i>PBX(Parity)</i>	193
<i>UNE - P (POTS)(Parity)</i>	194
<i>Line Sharing(Parity)</i>	194
<b>MR-6C - Mean Time to Restore (Hours:Minutes) - No dispatches</b>	<b>195</b>
<i>Residence(Parity)</i>	195
<i>Business(Parity)</i>	195
<i>Centrex(Parity)</i>	195
<i>Centrex 21(Parity)</i>	195
<i>PBX(Parity)</i>	196
<i>UNE - P (POTS)(Parity)</i>	196
<i>Line Sharing(Parity)</i>	196
<i>Line Splitting(Parity)</i>	196
<b>MR-6D - Mean Time to Restore (Hours:Minutes) - Interval Zone One</b>	<b>197</b>
<i>DS1(Parity)</i>	197
<i>LIS Trunk(Parity)</i>	197
<i>UDIT DS1(Parity)</i>	198
<i>UDIT Above DS1 Level(Parity)</i>	198
<i>Dark Fiber - IOF(Parity)</i>	198
<i>Unbundled Loop Analog(Parity)</i>	198
<i>Unbundled Loop - 2 Wire Non-Loaded(Parity)</i>	199
<i>Unbundled Loop - 4 Wire Non-Loaded(Parity)</i>	199
<i>Unbundled Loop - DS1 Capable(Parity)</i>	199
<i>Unbundled Loop - XDSLi(Parity)</i>	199
<i>Unbundled Loop ISDN Capable(Parity)</i>	200
<i>Unbundled Loop - ADSL Qualified(Parity)</i>	200
<i>Qwest DSL(Parity)</i>	200
<i>Dark Fiber - Loop(Parity)</i>	200
<i>E911(Parity)</i>	201
<i>Enhanced Extended Loops - DS0 Capable(Diagnostic)</i>	202
<i>Enhanced Extended Loops - DS3 Capable(Parity)</i>	202
<i>Enhanced Extended Loops - DS1 Capable(Parity)</i>	203
<b>MR-6E - Mean Time to Restore (Hours:Minutes) - Interval Zone Two</b>	<b>204</b>
<i>DS0(Parity)</i>	204
<i>DS1(Parity)</i>	204
<i>LIS Trunk(Parity)</i>	204
<i>UDIT DS1(Parity)</i>	205
<i>UDIT Above DS1 Level(Parity)</i>	205

## Table of Contents

<b>Section</b>	<b>Page Number</b>
<i>Dark Fiber - IOF(Parity)</i>	205
<i>Unbundled Loop Analog(Parity)</i>	205
<i>Unbundled Loop - 2 Wire Non-Loaded(Parity)</i>	206
<i>Unbundled Loop - DS1 Capable(Parity)</i>	206
<i>Unbundled Loop - XDSLi(Parity)</i>	206
<i>Unbundled Loop ISDN Capable(Parity)</i>	206
<i>Unbundled Loop - ADSL Qualified(Parity)</i>	207
<i>Qwest DSL(Parity)</i>	207
<i>Dark Fiber - Loop(Parity)</i>	207
<i>E911(Parity)</i>	207
<i>Enhanced Extended Loops - DS1 Capable(Parity)</i>	208
<b>MR-7A - Repair Repeat Report Rate (Percent) - Dispatches within MSAs</b>	<b>209</b>
<i>Residence(Parity)</i>	209
<i>Business(Parity)</i>	209
<i>Centrex(Parity)</i>	209
<i>Centrex 21(Parity)</i>	209
<i>PBX(Parity)</i>	210
<i>UNE - P (POTS)(Parity)</i>	210
<i>Line Sharing(Parity)</i>	210
<i>Line Splitting(Parity)</i>	210
<b>MR-7B - Repair Repeat Report Rate (Percent) - Dispatches outside MSAs</b>	<b>211</b>
<i>Residence(Parity)</i>	211
<i>Business(Parity)</i>	211
<i>Centrex 21(Parity)</i>	211
<i>PBX(Parity)</i>	211
<i>UNE - P (POTS)(Parity)</i>	212
<i>Line Sharing(Parity)</i>	212
<b>MR-7C - Repair Repeat Report Rate (Percent) - No dispatches</b>	<b>213</b>
<i>Residence(Parity)</i>	213
<i>Business(Parity)</i>	213
<i>Centrex(Parity)</i>	213
<i>Centrex 21(Parity)</i>	213
<i>PBX(Parity)</i>	214
<i>UNE - P (POTS)(Parity)</i>	214
<i>Line Sharing(Parity)</i>	214
<i>Line Splitting(Parity)</i>	214
<b>MR-7D - Repair Repeat Report Rate (Percent) - Interval Zone One</b>	<b>215</b>
<i>DS1(Parity)</i>	215
<i>LIS Trunk(Parity)</i>	215
<i>UDIT DS1(Parity)</i>	216
<i>UDIT Above DS1 Level(Parity)</i>	216
<i>Dark Fiber - IOF(Parity)</i>	216
<i>Unbundled Loop Analog(Parity)</i>	216
<i>Unbundled Loop - 2 Wire Non-Loaded(Parity)</i>	217
<i>Unbundled Loop - 4 Wire Non-Loaded(Parity)</i>	217
<i>Unbundled Loop - DS1 Capable(Parity)</i>	217
<i>Unbundled Loop - XDSLi(Parity)</i>	217

## Table of Contents

<b>Section</b>	<b>Page Number</b>
<i>Unbundled Loop ISDN Capable(Parity)</i>	218
<i>Unbundled Loop - ADSL Qualified(Parity)</i>	218
<i>Qwest DSL(Parity)</i>	218
<i>Dark Fiber - Loop(Parity)</i>	218
<i>E911(Parity)</i>	219
<i>Enhanced Extended Loops - DS0 Capable(Diagnostic)</i>	220
<i>Enhanced Extended Loops - DS3 Capable(Diagnostic)</i>	220
<i>Enhanced Extended Loops - DS1 Capable(Parity)</i>	221
<b>MR-7E - Repair Repeat Report Rate (Percent) - Interval Zone Two</b>	<b>222</b>
<i>DS0(Parity)</i>	222
<i>DS1(Parity)</i>	222
<i>LIS Trunk(Parity)</i>	222
<i>UDIT DS1(Parity)</i>	223
<i>UDIT Above DS1 Level(Parity)</i>	223
<i>Dark Fiber - IOF(Parity)</i>	223
<i>Unbundled Loop Analog(Parity)</i>	223
<i>Unbundled Loop - 2 Wire Non-Loaded(Parity)</i>	224
<i>Unbundled Loop - DS1 Capable(Parity)</i>	224
<i>Unbundled Loop - XDSLi(Parity)</i>	224
<i>Unbundled Loop ISDN Capable(Parity)</i>	224
<i>Unbundled Loop - ADSL Qualified(Parity)</i>	225
<i>Qwest DSL(Parity)</i>	225
<i>Dark Fiber - Loop(Parity)</i>	225
<i>E911(Parity)</i>	225
<i>Enhanced Extended Loops - DS1 Capable(Parity)</i>	226
<b>MR-8 - Trouble Rate (Percent)</b>	<b>227</b>
<i>Residence(Parity)</i>	227
<i>Business(Parity)</i>	227
<i>Centrex(Parity)</i>	227
<i>Centrex 21(Parity)</i>	227
<i>PBX(Parity)</i>	228
<i>Basic Rate ISDN(Parity)</i>	228
<i>Qwest DSL(Parity)</i>	228
<i>ISDN Primary(Parity)</i>	228
<i>DS0(Parity)</i>	229
<i>DS1(Parity)</i>	229
<i>DS3(Parity)</i>	229
<i>Frame Relay(Parity)</i>	229
<i>LIS Trunk(Parity)</i>	230
<i>UNE - P (POTS)(Parity)</i>	230
<i>UNE P (Centrex)(Parity)</i>	230
<i>Line Sharing(Parity)</i>	230
<i>Line Splitting(Parity)</i>	231
<i>Sub-Loop Unbundling(Diagnostic)</i>	232
<i>UDIT DS1(Parity)</i>	233
<i>UDIT Above DS1 Level(Parity)</i>	233
<i>Dark Fiber - IOF(Diagnostic)</i>	233
<i>Unbundled Loop Analog(Parity)</i>	233
<i>Unbundled Loop - 2 Wire Non-Loaded(Parity)</i>	234



## Table of Contents

<b>Section</b>	<b>Page Number</b>
<i>Unbundled Loop - 4 Wire Non-Loaded(Parity)</i>	234
<i>Unbundled Loop - DS1 Capable(Parity)</i>	234
<i>Unbundled Loop - XDSLi(Parity)</i>	234
<i>Unbundled Loop ISDN Capable(Parity)</i>	235
<i>Unbundled Loop - ADSL Qualified(Parity)</i>	235
<i>Dark Fiber - Loop(Diagnostic)</i>	235
<i>E911(Parity)</i>	235
<i>Enhanced Extended Loops - DS0 Capable(Diagnostic)</i>	236
<i>Enhanced Extended Loops - DS3 Capable(Diagnostic)</i>	236
<i>Enhanced Extended Loops - DS1 Capable(Parity)</i>	237
<b>MR-9A - Repair Appointments Met (Percent) - Dispatches within MSAs</b>	<b>238</b>
<i>Residence(Parity)</i>	238
<i>Business(Parity)</i>	238
<i>Centrex(Parity)</i>	238
<i>Centrex 21(Parity)</i>	238
<i>UNE - P (POTS)(Parity)</i>	239
<b>MR-9B - Repair Appointments Met (Percent) - Dispatches outside MSAs</b>	<b>240</b>
<i>Residence(Parity)</i>	240
<i>Business(Parity)</i>	240
<i>Centrex 21(Parity)</i>	240
<i>PBX(Parity)</i>	240
<i>UNE - P (POTS)(Parity)</i>	241
<b>MR-9C - Repair Appointments Met (Percent) - No dispatches</b>	<b>242</b>
<i>Residence(Parity)</i>	242
<i>Business(Parity)</i>	242
<i>Centrex 21(Parity)</i>	242
<i>PBX(Parity)</i>	242
<i>UNE - P (POTS)(Parity)</i>	243
<b>MR-10 - Customer-Related Trouble Reports (Percent)</b>	<b>244</b>
<i>Residence(Parity)</i>	244
<i>Business(Parity)</i>	244
<i>Centrex(Parity)</i>	244
<i>Centrex 21(Parity)</i>	244
<i>PBX(Parity)</i>	245
<i>Qwest DSL(Parity)</i>	245
<i>ISDN Primary(Parity)</i>	245
<i>DS0(Parity)</i>	245
<i>DS1(Parity)</i>	246
<i>DS3(Parity)</i>	246
<i>LIS Trunk(Parity)</i>	246
<i>UNE - P (POTS)(Parity)</i>	246
<i>UDIT DS1(Parity)</i>	247
<i>UDIT Above DS1 Level(Parity)</i>	247
<i>Unbundled Loop Analog(Parity)</i>	247
<i>Unbundled Loop - 2 Wire Non-Loaded(Parity)</i>	247
<i>Unbundled Loop - 4 Wire Non-Loaded(Parity)</i>	248
<i>Unbundled Loop - DS1 Capable(Parity)</i>	248

## Table of Contents

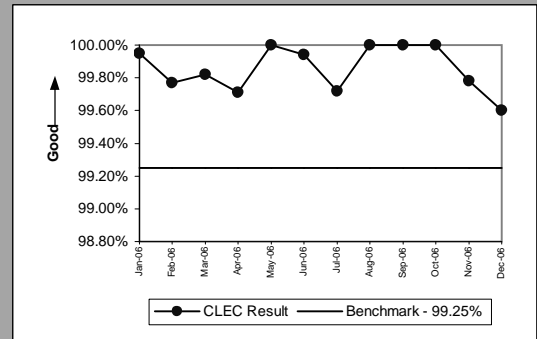
<b>Section</b>	<b>Page Number</b>
<i>Unbundled Loop - XDSL(Parity)</i>	248
<i>Unbundled Loop ISDN Capable(Parity)</i>	248
<i>Unbundled Loop - ADSL Qualified(Parity)</i>	249
<i>E911(Parity)</i>	249
<b>MR-11 - LNP Trouble Reports Cleared</b>	<b>250</b>
<i>LNP Trouble Reports Cleared within 4 Hours(Percent)(MR-11A)(Parity)</i>	250
<i>LNP Trouble Reports Cleared within 48 Hours - All Volumes(Percent)(MR-11B)(Parity)</i>	250
<b>BI-1 - Time to Provide Recorded Usage Records</b>	<b>251</b>
<i>Time to Provide Usage Records(Whole Number)UNEs and Resale Aggregate(BI-1A)(Parity)</i>	251
<i>Time to Provide Usage Records(Percent)Jointly-provided Switched Access(BI-1B)(Benchmark)</i>	252
<b>BI-1 - Time to Provide Recorded Usage Reports</b>	<b>253</b>
<i>Time to Provide Usage Records [CAT11](Whole Number)UNEs and Resale Aggregate(BI-1C-1)(Parity)</i>	253
<i>Time to Provide Usage Records [CAT10](Whole Number)UNEs and Resale Aggregate(BI-1C-2)(Parity)</i>	254
<b>BI-2 - Invoices Delivered within 10 Days</b>	<b>255</b>
<i>Invoices Delivered within 10 Days(Percent)All(BI-2)(Parity by Design)</i>	255
<b>BI-3 - Billing Accuracy - Adjustments for Errors</b>	<b>256</b>
<i>Billing Accuracy - Adjustments for Errors(Percent)UNEs and Resale Aggregate(BI-3A)(Parity)</i>	256
<i>Billing Accuracy - Adjustments for Errors(Percent)Reciprocal Compensation(BI-3B)(Benchmark)</i>	257
<b>BI-4 - Billing Completeness</b>	<b>258</b>
<i>Billing Completeness(Percent)UNEs and Resale Aggregate(BI-4A)(Parity)</i>	258
<i>Billing Completeness(Percent)Reciprocal Compensation(BI-4B)(Benchmark)</i>	259
<b>BI-5 - Billing Accuracy &amp; Claims Processing</b>	<b>260</b>
<i>Billing Accuracy &amp; Claims Processing - Acknowledgment(Percent)All(BI-5A)(Benchmark)</i>	260
<i>Billing Accuracy &amp; Claims Processing - Resolution(Percent)All(BI-5B)(Benchmark)</i>	260
<b>DB-1 - Time to Update Databases</b>	<b>261</b>
<i>Time to Update Databases(Hours and Minutes)E911(DB-1A)(Parity by Design)</i>	261
<i>Time to Update Databases(Whole Number)LIDB(DB-1B)(Parity by Design)</i>	261
<i>Time to Update Databases(Whole Number)Directory Listing(DB-1C-1)(Parity by Design)</i>	261
<b>DB-2 - Accurate Database Updates</b>	<b>262</b>
<i>Accurate Database Updates(Percent)Directory Listing(DB-2C-1)(Parity by Design)</i>	262
<b>DA-1 - Speed of Answer - Directory Assistance</b>	<b>263</b>
<i>Speed of Answer - Directory Assistance(Whole Number)(DA-1)(Parity by Design)</i>	263
<b>OS-1 - Speed of Answer - Operator Services</b>	<b>264</b>
<i>Speed of Answer - Operator Services(Whole Number)(OS-1)(Parity by Design)</i>	264
<b>NI-1 - Trunk Blocking</b>	<b>265</b>
<i>Trunk Blockage to Qwest Tandem Offices(NI-1A)(Parity)</i>	265
<i>Trunk Blockage to Qwest End Offices(NI-1B)(Parity)</i>	265
<i>Trunk Blockage to Qwest Tandem Offices(Percent)(NI-1C)(Diagnostic)</i>	266
<i>Trunk Blockage to Qwest End Offices(Percent)(NI-1D)(Diagnostic)</i>	266

## **Table of Contents**

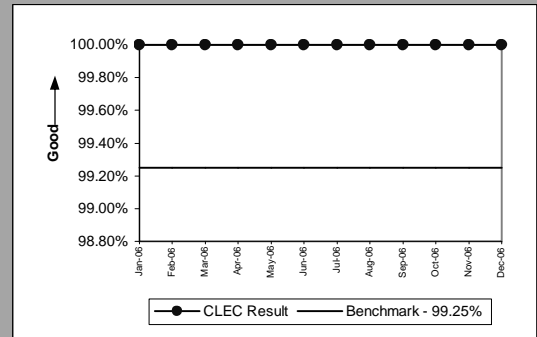
<b>Section</b>	<b>Page Number</b>
NP-1 - NXX Code Activation	267
<i>NXX Code Activation(Percent)(NP-1A)(Parity)</i>	267
<i>NXX Code Activation - Facility Delays(Percent)(NP-1B)(Diagnostic)</i>	268
CP-1 - Collocation Completion Interval (Average Days)	269
<i>Scheduled Interval 90 Calendar Days or Less(CP-1A)(Benchmark)</i>	269
<i>Scheduled Interval 91 to 120 Calendar Days(CP-1B)(Benchmark)</i>	269
<i>Scheduled Interval 121 to 150 Calendar Days(CP-1C)(Benchmark)</i>	269
CP-2 - Collocations Completed within Scheduled Intervals (Percent)	270
<i>Non-Forecasted &amp; Late Forecasted Collocations(CP-2B)(Benchmark)</i>	270
<i>Collocations with Intervals Longer than 120 Days(CP-2C)(Benchmark)</i>	270
CP-3 - Collocation Feasibility Study Interval (Average Days)	271
<i>Collocation Feasibility Study Interval(CP-3)(Benchmark)</i>	271
CP-4 - Collocation Feasibility Study Commitments Met (Percent)	272
<i>Collocation Feasibility Study Commitments Met(CP-4)(Benchmark)</i>	272

GA-1 - Gateway Availability - IMA-GUI

Gateway Availability - IMA-GUI(Percent)All(GA-1)(Benchmark)				
Date	Numerator	Denominator	CLEC Result	
Jan-06		29745	29760	99.95%
Feb-06		27057	27120	99.77%
Mar-06		30304	30360	99.82%
Apr-06		27819	27900	99.71%
May-06		30360	30360	100.00%
Jun-06		29261	29280	99.94%
Jul-06		29498	29580	99.72%
Aug-06		30360	30360	100.00%
Sep-06		29100	29100	100.00%
Oct-06		29160	29160	100.00%
Nov-06		29215	29280	99.78%
Dec-06		29462	29580	99.60%

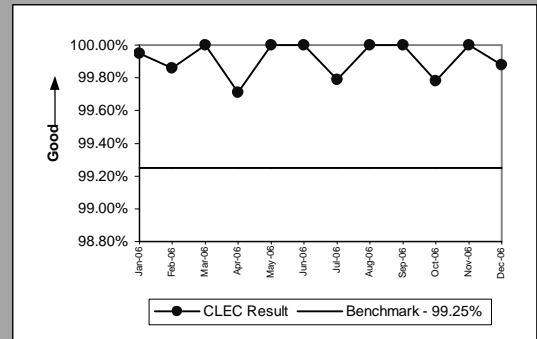


Gateway Availability - IMA-GUI(Percent)SIA(GA-1)(Benchmark)				
Date	Numerator	Denominator	CLEC Result	
Jan-06		29760	29760	100.00%
Feb-06		27120	27120	100.00%
Mar-06		30360	30360	100.00%
Apr-06		28500	28500	100.00%
May-06		30360	30360	100.00%
Jun-06		29280	29280	100.00%
Jul-06		29580	29580	100.00%
Aug-06		30360	30360	100.00%
Sep-06		29100	29100	100.00%
Oct-06		29760	29760	100.00%
Nov-06		29280	29280	100.00%
Dec-06		29580	29580	100.00%



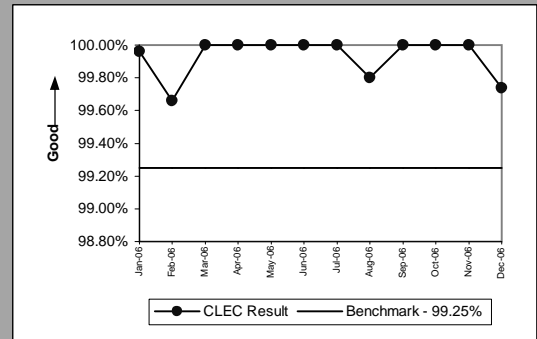
GA-2 - Gateway Availability - IMA-EDI

Gateway Availability - IMA-EDI(Percent)(GA-2)(Benchmark)				
Date	Numerator	Denominator	CLEC Result	
Jan-06	29745	29760	99.95%	
Feb-06	27083	27120	99.86%	
Mar-06	30360	30360	100.00%	
Apr-06	27819	27900	99.71%	
May-06	30360	30360	100.00%	
Jun-06	29280	29280	100.00%	
Jul-06	29518	29580	99.79%	
Aug-06	30360	30360	100.00%	
Sep-06	29100	29100	100.00%	
Oct-06	29097	29160	99.78%	
Nov-06	29280	29280	100.00%	
Dec-06	29545	29580	99.88%	



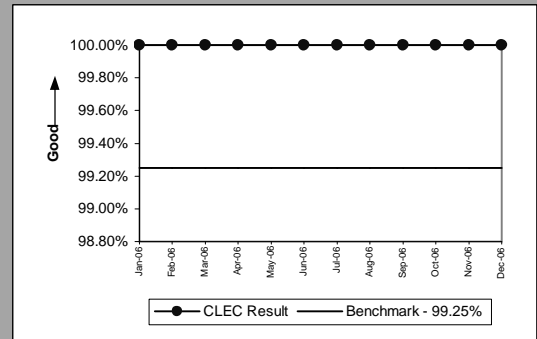
GA-3 - Gateway Availability - EB-TA

Gateway Availability - EB-TA(Percent)(GA-3)(Benchmark)				
Date	Numerator	Denominator		CLEC Result
Jan-06	42881	42900		99.96%
Feb-06	38746	38880		99.66%
Mar-06	43200	43200		100.00%
Apr-06	41400	41400		100.00%
May-06	43200	43200		100.00%
Jun-06	41760	41760		100.00%
Jul-06	42840	42840		100.00%
Aug-06	43115	43200		99.80%
Sep-06	41700	41700		100.00%
Oct-06	42900	42900		100.00%
Nov-06	41760	41760		100.00%
Dec-06	42730	42840		99.74%



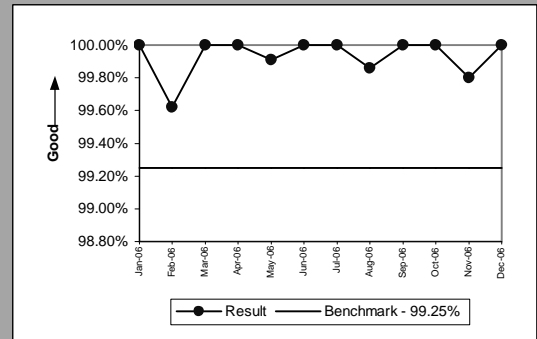
GA-4 - System Availability - EXACT

System Availability - EXACT(Percent)(GA-4)(Benchmark)				
Date	Numerator	Denominator	CLEC Result	
Jan-06	21960	21960	100.00%	
Feb-06	20160	20160	100.00%	
Mar-06	22860	22860	100.00%	
Apr-06	20700	20700	100.00%	
May-06	22860	22860	100.00%	
Jun-06	21960	21960	100.00%	
Jul-06	21600	21600	100.00%	
Aug-06	22860	22860	100.00%	
Sep-06	21600	21600	100.00%	
Oct-06	21960	21960	100.00%	
Nov-06	21960	21960	100.00%	
Dec-06	21600	21600	100.00%	



GA-6 - Gateway Availability - GUI - Repair

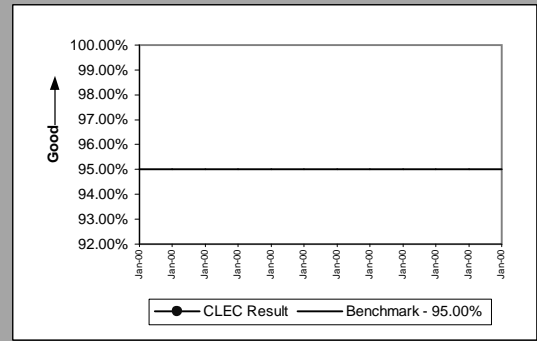
Gateway Availability - GUI - Repair(Percent)(GA-6)(Benchmark)				
Date	Numerator	Denominator	Result	
Jan-06	38850	38850	100.00%	
Feb-06	35026	35160	99.62%	
Mar-06	39075	39075	100.00%	
Apr-06	37425	37425	100.00%	
May-06	39039	39075	99.91%	
Jun-06	37770	37770	100.00%	
Jul-06	38730	38730	100.00%	
Aug-06	39021	39075	99.86%	
Sep-06	37650	37650	100.00%	
Oct-06	38850	38850	100.00%	
Nov-06	37695	37770	99.80%	
Dec-06	38730	38730	100.00%	





GA-7 - Timely Outage Resolution following Software Releases

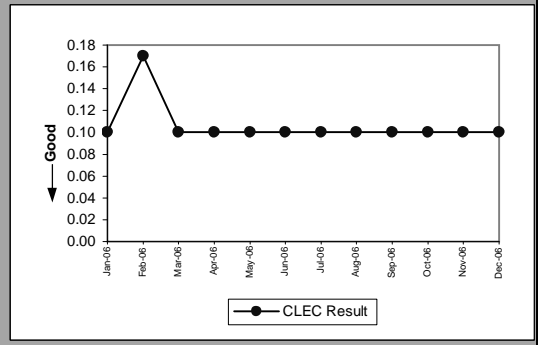
Timely Outage Resolution following Software Releases(Percent)(GA-7)(Benchmark)			
Date	CLEC Num	CLEC Denom	CLEC Result
Jan-06	0	0	0
Feb-06	0	0	0
Mar-06	0	0	0
Apr-06	0	0	0
May-06	0	0	0
Jun-06	0	0	0
Jul-06	0	0	0
Aug-06	0	0	0
Sep-06	0	0	0
Oct-06	0	0	0
Nov-06	0	0	0
Dec-06	0	0	0



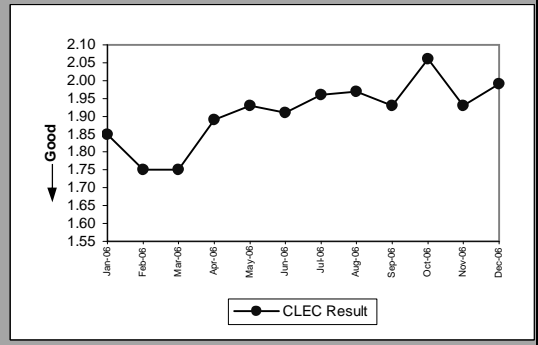
If the outage volume is less than 20 in the reporting month, the standard is 1 miss

PO-1 - Pre-Order/Order Response Times

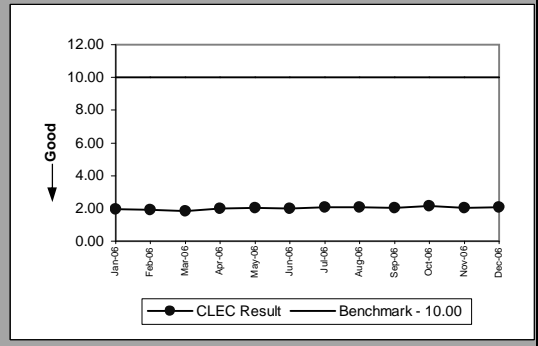
Pre-Order Response Times (Appt. Scheduler)(Average Seconds)IMA Request(PO-1A-1(a))(Diagnostic)					
Date	Numerator	Denominator	CLEC Result	Standard Dev	
Jan-06	316.30	3163	0.10	0.01	
Feb-06	506.77	2981	0.17	0.97	
Mar-06	311.90	3119	0.10	0.01	
Apr-06	253.20	2532	0.10	0.01	
May-06	305.10	3051	0.10	0.01	
Jun-06	304.90	3049	0.10	0.01	
Jul-06	343.80	3438	0.10	0.01	
Aug-06	327.70	3277	0.10	0.01	
Sep-06	327.40	3274	0.10	0.01	
Oct-06	297.30	2973	0.10	0.01	
Nov-06	220.20	2202	0.10	0.01	
Dec-06	271.10	2711	0.10	0.01	



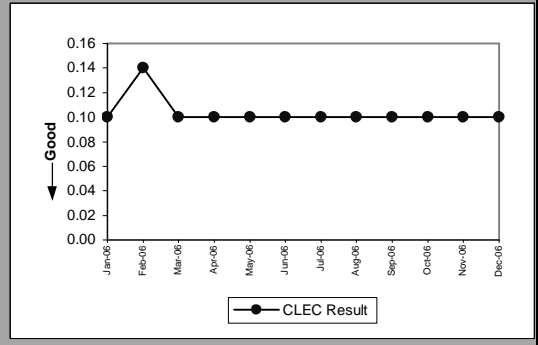
Pre-Order Response Times (Appt. Scheduler)(Average Seconds)IMA Response/Accept(PO-1A-1(b,c))(Diagnostic)					
Date	Numerator	Denominator	CLEC Result	Standard Dev	
Jan-06	5851.55	3163	1.85	0.38	
Feb-06	5216.75	2981	1.75	0.62	
Mar-06	5458.25	3119	1.75	0.39	
Apr-06	4785.48	2532	1.89	0.35	
May-06	5888.43	3051	1.93	0.40	
Jun-06	5823.59	3049	1.91	0.37	
Jul-06	6738.48	3438	1.96	0.65	
Aug-06	6455.69	3277	1.97	0.41	
Sep-06	6318.82	3274	1.93	0.75	
Oct-06	6124.38	2973	2.06	0.60	
Nov-06	4249.86	2202	1.93	0.34	
Dec-06	5394.89	2711	1.99	0.67	



Pre-Order Response Times (Appt. Scheduler)(Average Seconds)IMA Aggregate(PO-1A-1 Total)(Benchmark)					
Date	Numerator	Denominator	CLEC Result	Standard Dev	
Jan-06	6167.85	3163	1.95		
Feb-06	5723.52	2981	1.92		
Mar-06	5770.15	3119	1.85		
Apr-06	5038.68	2532	1.99		
May-06	6193.53	3051	2.03		
Jun-06	6128.49	3049	2.01		
Jul-06	7082.28	3438	2.06		
Aug-06	6783.39	3277	2.07		
Sep-06	6646.22	3274	2.03		
Oct-06	6421.68	2973	2.16		
Nov-06	4470.06	2202	2.03		
Dec-06	5665.99	2711	2.09		

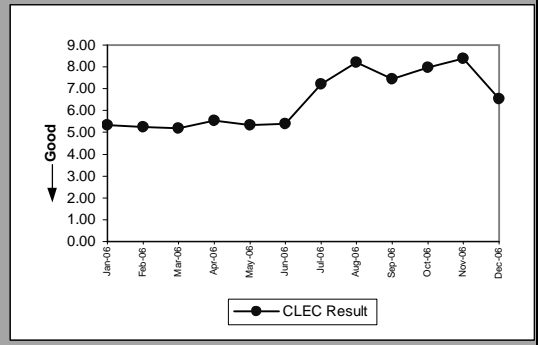


Pre-Order Response Times (Service Availability)(Average Seconds)IMA Request(PO-1A-2(a))(Diagnostic)					
Date	Numerator	Denominator	CLEC Result	Standard Dev	
Jan-06	623.31	5983	0.10	0.01	
Feb-06	787.15	5745	0.14	0.88	
Mar-06	602.87	5823	0.10	0.01	
Apr-06	492.85	4767	0.10	0.01	
May-06	581.91	5694	0.10	0.01	
Jun-06	596.88	5814	0.10	0.01	
Jul-06	650.55	6403	0.10	0.01	
Aug-06	616.80	6082	0.10	0.01	
Sep-06	619.37	6113	0.10	0.01	
Oct-06	539.75	5325	0.10	0.01	
Nov-06	413.48	4097	0.10	0.01	
Dec-06	530.86	5223	0.10	0.00	

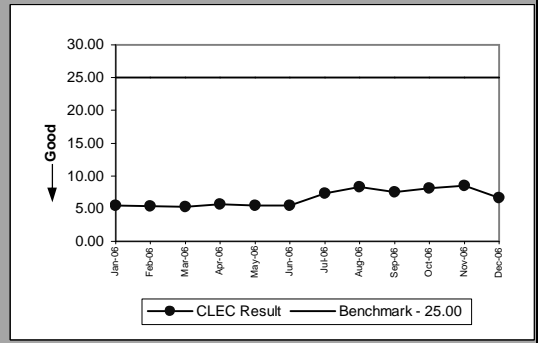


PO-1 - Pre-Order/Order Response Times

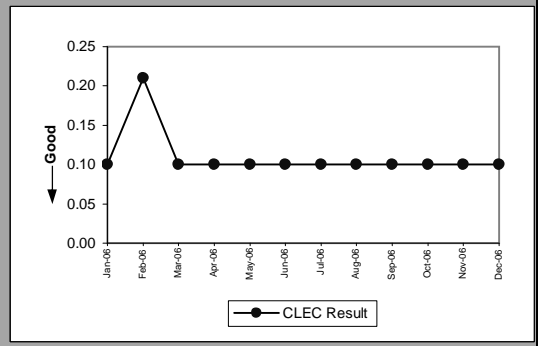
Pre-Order Response Times (Service Availability)(Average Seconds)IMA Response(PO-1A-2(b))(Diagnostic)					
Date	Numerator	Denominator	CLEC Result	Standard Dev	
Jan-06	31879.82	5983	5.33	3.87	
Feb-06	30114.06	5745	5.24	3.92	
Mar-06	30263.22	5823	5.20	3.93	
Apr-06	26451.07	4767	5.55	4.18	
May-06	30380.31	5694	5.34	3.96	
Jun-06	31256.06	5814	5.38	3.98	
Jul-06	46069.84	6403	7.20	3.48	
Aug-06	49942.62	6082	8.21	4.87	
Sep-06	45569.32	6113	7.45	4.60	
Oct-06	42468.89	5325	7.98	4.81	
Nov-06	34389.70	4097	8.39	5.28	
Dec-06	34082.40	5223	6.53	4.05	



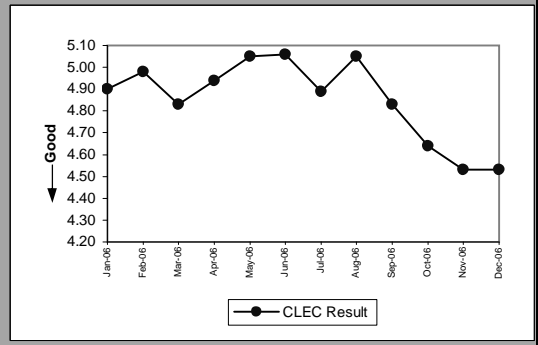
Pre-Order Response Times (Service Availability)(Average Seconds)IMA Aggregate(PO-1A-2 Total)(Benchmark)					
Date	Numerator	Denominator	CLEC Result	Standard Dev	
Jan-06	32503.13	5983	5.43	5.43	
Feb-06	30901.21	5745	5.38	5.38	
Mar-06	30866.09	5823	5.30	5.30	
Apr-06	26943.92	4767	5.65	5.65	
May-06	30962.22	5694	5.44	5.44	
Jun-06	31852.94	5814	5.48	5.48	
Jul-06	46720.39	6403	7.30	7.30	
Aug-06	50559.42	6082	8.31	8.31	
Sep-06	46188.69	6113	7.56	7.56	
Oct-06	43008.64	5325	8.08	8.08	
Nov-06	34803.18	4097	8.49	8.49	
Dec-06	34613.26	5223	6.63	6.63	



Pre-Order Response Times (Facility Check)(Average Seconds)IMA Request(PO-1A-3(a))(Diagnostic)					
Date	Numerator	Denominator	CLEC Result	Standard Dev	
Jan-06	132.70	1327	0.10	0.00	
Feb-06	254.94	1214	0.21	1.29	
Mar-06	131.90	1319	0.10	0.01	
Apr-06	103.10	1031	0.10	0.01	
May-06	125.20	1252	0.10	0.01	
Jun-06	131.90	1319	0.10	0.01	
Jul-06	141.70	1417	0.10	0.01	
Aug-06	132.60	1326	0.10	0.01	
Sep-06	127.60	1276	0.10	0.01	
Oct-06	115.70	1157	0.10	0.01	
Nov-06	91.80	918	0.10	0.01	
Dec-06	114.10	1141	0.10	0.00	

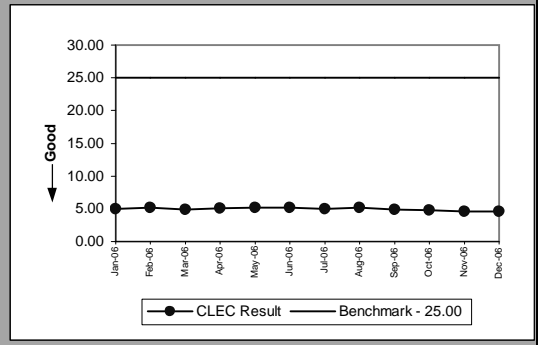


Pre-Order Response Times (Facility Check)(Average Seconds)IMA Response(PO-1A-3(b))(Diagnostic)					
Date	Numerator	Denominator	CLEC Result	Standard Dev	
Jan-06	6502.30	1327	4.90	1.61	
Feb-06	6045.72	1214	4.98	1.99	
Mar-06	6370.77	1319	4.83	1.73	
Apr-06	5093.14	1031	4.94	1.70	
May-06	6322.60	1252	5.05	1.76	
Jun-06	6674.14	1319	5.06	1.82	
Jul-06	6929.13	1417	4.89	1.54	
Aug-06	6696.30	1326	5.05	1.61	
Sep-06	6163.08	1276	4.83	1.68	
Oct-06	5368.48	1157	4.64	1.44	
Nov-06	4158.54	918	4.53	1.22	
Dec-06	5168.73	1141	4.53	1.13	

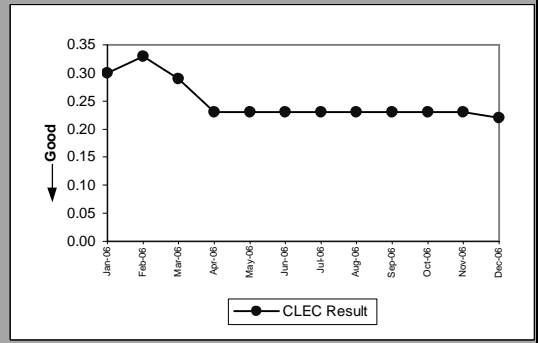


PO-1 - Pre-Order/Order Response Times

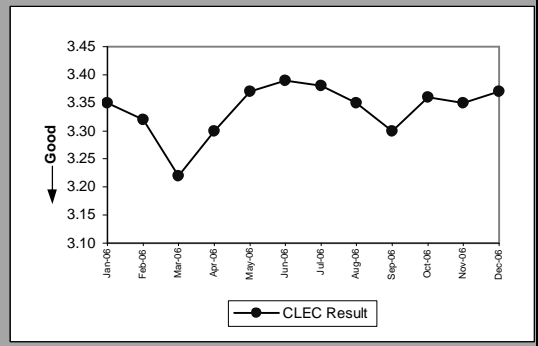
Pre-Order Response Times (Facility Check)(Average Seconds)IMA Aggregate(PO-1A-3 Total)(Benchmark)					
Date	Numerator	Denominator	CLEC Result	Standard Dev	
Jan-06		6635	1327	5	
Feb-06		6300.66	1214	5.19	
Mar-06		6502.67	1319	4.93	
Apr-06		5196.24	1031	5.04	
May-06		6447.80	1252	5.15	
Jun-06		6806.04	1319	5.16	
Jul-06		7070.83	1417	4.99	
Aug-06		6828.90	1326	5.15	
Sep-06		6290.68	1276	4.93	
Oct-06		5484.18	1157	4.74	
Nov-06		4250.34	918	4.63	
Dec-06		5282.83	1141	4.63	



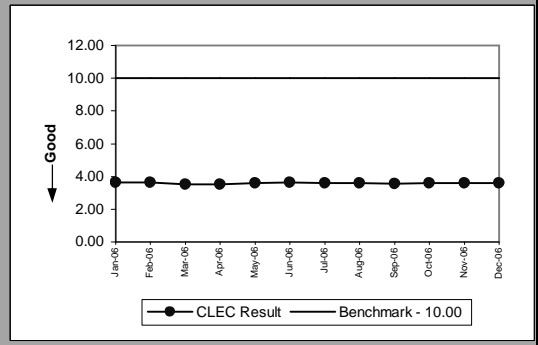
Pre-Order Response Times (Address Validation)(Average Seconds)IMA Request(PO-1A-4(a))(Diagnostic)					
Date	Numerator	Denominator	CLEC Result	Standard Dev	
Jan-06		2743.43	9161	0.30	0.29
Feb-06		2911.94	8796	0.33	1.67
Mar-06		2571.72	8821	0.29	0.27
Apr-06		1674.32	7189	0.23	0.02
May-06		1976.51	8561	0.23	0.02
Jun-06		2094.80	9024	0.23	0.02
Jul-06		2254.81	9723	0.23	0.04
Aug-06		2097.40	9073	0.23	0.02
Sep-06		2157.34	9263	0.23	0.05
Oct-06		1862.42	8050	0.23	0.02
Nov-06		1429.08	6244	0.23	0.02
Dec-06		1789.16	8023	0.22	0.02



Pre-Order Response Times (Address Validation)(Average Seconds)IMA Response(PO-1A-4(b))(Diagnostic)					
Date	Numerator	Denominator	CLEC Result	Standard Dev	
Jan-06		30664.72	9161	3.35	1.20
Feb-06		29167.47	8796	3.32	3.40
Mar-06		28444.62	8821	3.22	1.21
Apr-06		23694.49	7189	3.30	0.88
May-06		28881.35	8561	3.37	0.91
Jun-06		30573.89	9024	3.39	0.99
Jul-06		32860.89	9723	3.38	0.89
Aug-06		30426.17	9073	3.35	0.91
Sep-06		30613.18	9263	3.30	0.86
Oct-06		27056.03	8050	3.36	0.93
Nov-06		20927.58	6244	3.35	1.14
Dec-06		27012.27	8023	3.37	0.93

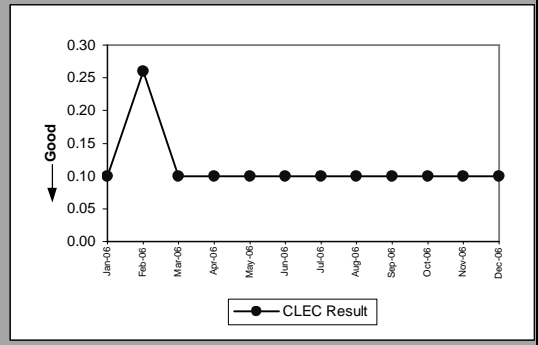


Pre-Order Response Times (Address Validation)(Average Seconds)IMA Aggregate(PO-1A-4 Total)(Benchmark)					
Date	Numerator	Denominator	CLEC Result	Standard Dev	
Jan-06		33408.15	9161	3.65	
Feb-06		32079.41	8796	3.65	
Mar-06		31016.34	8821	3.52	
Apr-06		25368.81	7189	3.53	
May-06		30857.86	8561	3.60	
Jun-06		32668.69	9024	3.62	
Jul-06		35115.70	9723	3.61	
Aug-06		32523.57	9073	3.58	
Sep-06		32770.52	9263	3.54	
Oct-06		28918.45	8050	3.59	
Nov-06		22356.66	6244	3.58	
Dec-06		28801.43	8023	3.59	

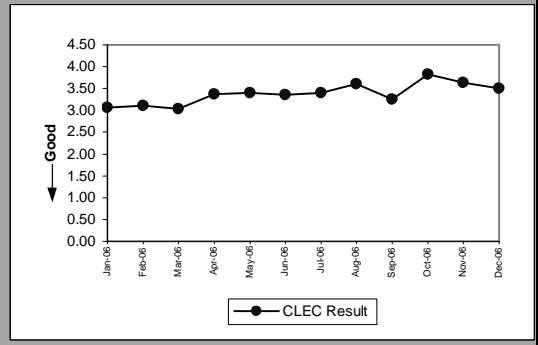


PO-1 - Pre-Order/Order Response Times

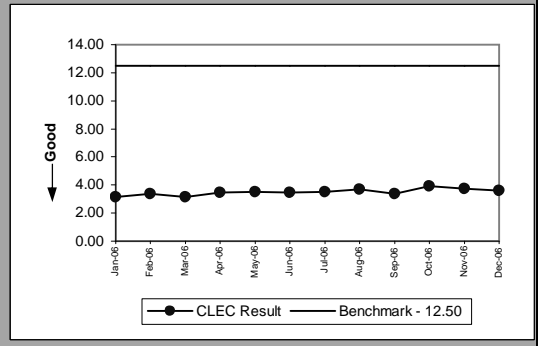
Pre-Order Response Times (Get CSR)(Average Seconds)IMA Request(PO-1A-5(a))(Diagnostic)					
Date	Numerator	Denominator	CLEC Result	Standard Dev	
Jan-06	137.23	1314	0.10	0.01	
Feb-06	325.36	1230	0.26	1.28	
Mar-06	134.75	1294	0.10	0.01	
Apr-06	105.95	1031	0.10	0.01	
May-06	125.91	1232	0.10	0.01	
Jun-06	132.85	1292	0.10	0.01	
Jul-06	142.87	1390	0.10	0.01	
Aug-06	139.69	1356	0.10	0.01	
Sep-06	131.20	1279	0.10	0.01	
Oct-06	117.74	1144	0.10	0.01	
Nov-06	95.11	926	0.10	0.01	
Dec-06	118.34	1152	0.10	0.01	



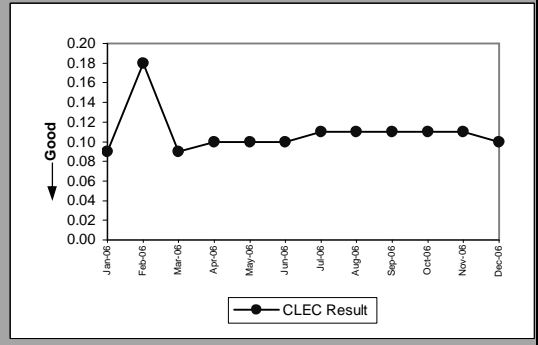
Pre-Order Response Times (Get CSR)(Average Seconds)IMA Response(PO-1A-5(b))(Diagnostic)					
Date	Numerator	Denominator	CLEC Result	Standard Dev	
Jan-06	4018.08	1314	3.06	5.55	
Feb-06	3830.50	1230	3.11	5.79	
Mar-06	3919.38	1294	3.03	5.91	
Apr-06	3474.36	1031	3.37	6.45	
May-06	4189.58	1232	3.40	6.92	
Jun-06	4338.18	1292	3.36	6.57	
Jul-06	4724.49	1390	3.40	5.56	
Aug-06	4880.85	1356	3.60	5.91	
Sep-06	4162.50	1279	3.25	5.84	
Oct-06	4384.01	1144	3.83	6.30	
Nov-06	3366.34	926	3.64	7.08	
Dec-06	4031.94	1152	3.50	7.06	



Pre-Order Response Times (Get CSR)(Average Seconds)IMA Aggregate(PO-1A-5 Total)(Benchmark)					
Date	Numerator	Denominator	CLEC Result	Standard Dev	
Jan-06	4155.31	1314	3.16		
Feb-06	4155.86	1230	3.38		
Mar-06	4054.13	1294	3.13		
Apr-06	3580.31	1031	3.47		
May-06	4315.49	1232	3.50		
Jun-06	4471.03	1292	3.46		
Jul-06	4867.36	1390	3.50		
Aug-06	5020.54	1356	3.70		
Sep-06	4293.70	1279	3.36		
Oct-06	4501.75	1144	3.94		
Nov-06	3461.45	926	3.74		
Dec-06	4150.28	1152	3.60		

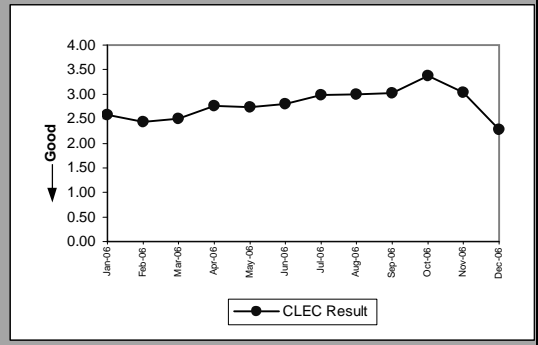


Pre-Order Response Times (TN Reservation)(Average Seconds)IMA Request(PO-1A-6(a))(Diagnostic)					
Date	Numerator	Denominator	CLEC Result	Standard Dev	
Jan-06	192.95	2043	0.09	0.01	
Feb-06	346.48	1906	0.18	1.21	
Mar-06	194.27	2045	0.09	0.01	
Apr-06	161.80	1618	0.10	0.01	
May-06	198.57	1979	0.10	0.01	
Jun-06	205.34	2035	0.10	0.01	
Jul-06	251.99	2257	0.11	0.01	
Aug-06	237.96	2138	0.11	0.01	
Sep-06	233.79	2107	0.11	0.01	
Oct-06	211	1895	0.11	0.01	
Nov-06	160.71	1427	0.11	0.01	
Dec-06	186.05	1824	0.10	0.01	

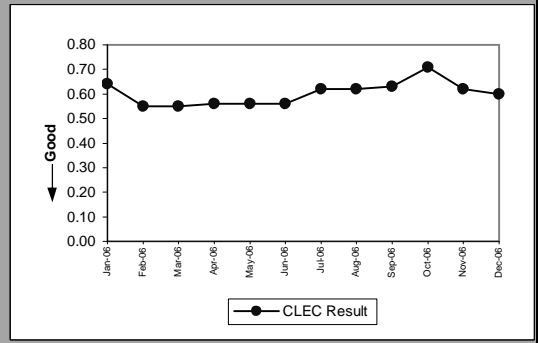


PO-1 - Pre-Order/Order Response Times

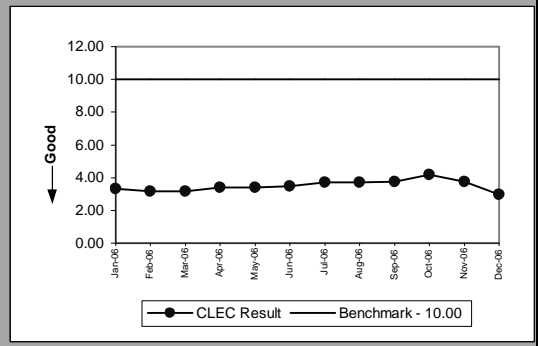
Pre-Order Response Times (TN Reservation)(Average Seconds)IMA Response(PO-1A-6(b))(Diagnostic)					
Date	Numerator	Denominator	CLEC Result	Standard Dev	
Jan-06	5265.57	2043	2.58	0.72	
Feb-06	4642.42	1906	2.44	0.65	
Mar-06	5120.62	2045	2.50	0.69	
Apr-06	4460.60	1618	2.76	0.85	
May-06	5426.14	1979	2.74	0.86	
Jun-06	5690.62	2035	2.80	0.88	
Jul-06	6741.65	2257	2.99	0.84	
Aug-06	6416.93	2138	3	0.81	
Sep-06	6366.59	2107	3.02	1	
Oct-06	6409.63	1895	3.38	1.24	
Nov-06	4331.24	1427	3.04	0.96	
Dec-06	4152.31	1824	2.28	0.62	



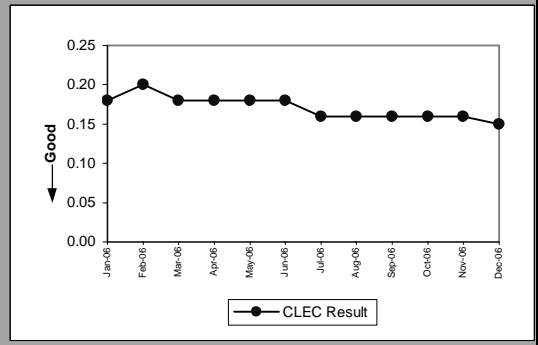
Pre-Order Response Times (TN Reservation)(Average Seconds)IMA Accept(PO-1A-6(c))(Diagnostic)					
Date	Numerator	Denominator	CLEC Result	Standard Dev	
Jan-06	1313.39	2043	0.64	0.16	
Feb-06	1054.28	1906	0.55	0.08	
Mar-06	1128.41	2045	0.55	0.08	
Apr-06	901.12	1618	0.56	0.09	
May-06	1104.23	1979	0.56	0.09	
Jun-06	1135.08	2035	0.56	0.09	
Jul-06	1398.54	2257	0.62	0.08	
Aug-06	1330.26	2138	0.62	0.09	
Sep-06	1322.78	2107	0.63	0.13	
Oct-06	1337.21	1895	0.71	0.56	
Nov-06	884.44	1427	0.62	0.08	
Dec-06	1088.66	1824	0.60	0.15	



Pre-Order Response Times (TN Reservation)(Average Seconds)IMA Aggregate(PO-1A-6 Total)(Benchmark)					
Date	Numerator	Denominator	CLEC Result	Standard Dev	
Jan-06	6771.91	2043	3.31		
Feb-06	6043.18	1906	3.17		
Mar-06	6443.30	2045	3.15		
Apr-06	5523.52	1618	3.41		
May-06	6728.94	1979	3.40		
Jun-06	7031.04	2035	3.46		
Jul-06	8392.18	2257	3.72		
Aug-06	7985.15	2138	3.73		
Sep-06	7923.16	2107	3.76		
Oct-06	7957.84	1895	4.20		
Nov-06	5376.39	1427	3.77		
Dec-06	5427.02	1824	2.98		

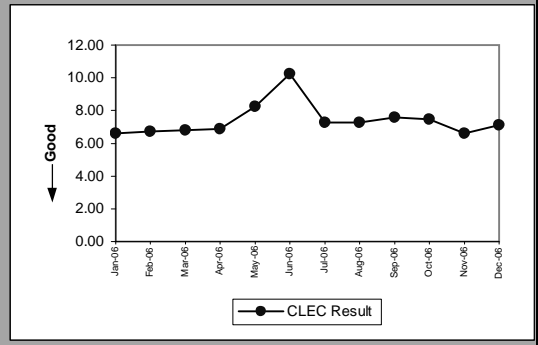


Pre-Order Response Times (Loop Qualification Tools)(Average Seconds)IMA Request(PO-1A-7(a))(Diagnostic)					
Date	Numerator	Denominator	CLEC Result	Standard Dev	
Jan-06	1436.84	7875	0.18	0.05	
Feb-06	1516.69	7667	0.20	1.34	
Mar-06	1377.73	7545	0.18	0.05	
Apr-06	1124.27	6159	0.18	0.07	
May-06	1242.04	6849	0.18	0.05	
Jun-06	1399.24	7707	0.18	0.05	
Jul-06	1361.73	8654	0.16	0.05	
Aug-06	1274.92	8064	0.16	0.05	
Sep-06	1242.21	7902	0.16	0.05	
Oct-06	1089.31	6921	0.16	0.05	
Nov-06	847.99	5446	0.16	0.05	
Dec-06	1035.39	6772	0.15	0.05	

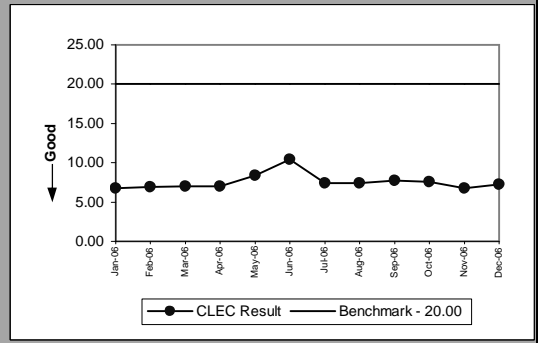


PO-1 - Pre-Order/Order Response Times

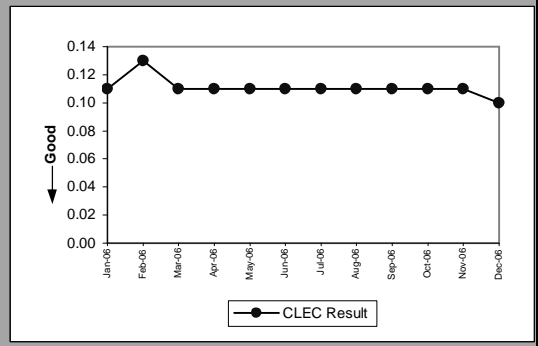
Pre-Order Response Times (Loop Qualification Tools)(Average Seconds)IMA Response(PO-1A-7(b))(Diagnostic)					
Date	Numerator	Denominator	CLEC Result	Standard Dev	
Jan-06	52066.05	7875	6.61	6.11	
Feb-06	51529.48	7667	6.72	6.07	
Mar-06	51341.31	7545	6.80	6.18	
Apr-06	42230.84	6159	6.86	6.58	
May-06	56330.14	6843	8.23	8.27	
Jun-06	79018.21	7707	10.25	9.40	
Jul-06	62973.14	8654	7.28	5.59	
Aug-06	58669.54	8064	7.28	5.74	
Sep-06	59895.37	7902	7.58	5.65	
Oct-06	51545.88	6921	7.45	5.88	
Nov-06	36038.06	5446	6.62	4.67	
Dec-06	48284.53	6772	7.13	5.11	



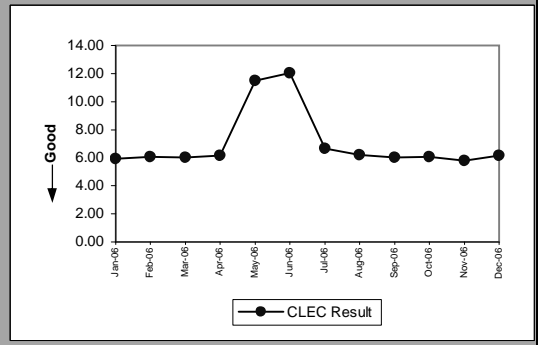
Pre-Order Response Times (Loop Qualification Tools)(Average Seconds)IMA Aggregate(PO-1A-7 Total)(Benchmark)					
Date	Numerator	Denominator	CLEC Result	Standard Dev	
Jan-06	53502.89	7875	6.79	6.79	
Feb-06	53046.17	7667	6.92	6.92	
Mar-06	52719.04	7545	6.99	6.99	
Apr-06	43355.11	6159	7.04	7.04	
May-06	57572.18	6849	8.41	8.41	
Jun-06	80417.45	7707	10.43	10.43	
Jul-06	64334.87	8654	7.43	7.43	
Aug-06	59944.46	8064	7.43	7.43	
Sep-06	61137.58	7902	7.74	7.74	
Oct-06	52635.19	6921	7.61	7.61	
Nov-06	36886.05	5446	6.77	6.77	
Dec-06	49319.92	6772	7.28	7.28	



Pre-Order Response Times (Resale of Qwest DSL Qualification)(Average Seconds)IMA Request(PO-1A-8(a))(Diagnostic)					
Date	Numerator	Denominator	CLEC Result	Standard Dev	
Jan-06	73.70	670	0.11	0.01	
Feb-06	89.18	686	0.13	0.06	
Mar-06	70.73	643	0.11	0.01	
Apr-06	58.19	529	0.11	0.01	
May-06	61.60	560	0.11	0.01	
Jun-06	75.57	687	0.11	0.01	
Jul-06	83.71	761	0.11	0.01	
Aug-06	77.88	708	0.11	0.01	
Sep-06	76.89	699	0.11	0.01	
Oct-06	66.44	604	0.11	0.01	
Nov-06	52.25	475	0.11	0.01	
Dec-06	58.80	588	0.10	0.01	

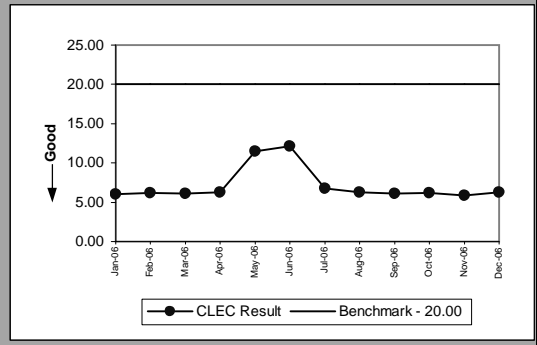


Pre-Order Response Times (Resale of Qwest DSL Qualification)(Average Seconds)IMA Response(PO-1A-8(b))(Diagnostic)					
Date	Numerator	Denominator	CLEC Result	Standard Dev	
Jan-06	3986.50	670	5.95	1.43	
Feb-06	4164.02	686	6.07	2.53	
Mar-06	3864.43	643	6.01	1.87	
Apr-06	3258.64	529	6.16	2.27	
May-06	6376.95	555	11.49	16.75	
Jun-06	8264.61	687	12.03	11.42	
Jul-06	5068.26	761	6.66	5.40	
Aug-06	4382.52	708	6.19	1.59	
Sep-06	4207.98	699	6.02	1.47	
Oct-06	3660.24	604	6.06	1.65	
Nov-06	2745.50	475	5.78	1.34	
Dec-06	3610.32	588	6.14	1.93	

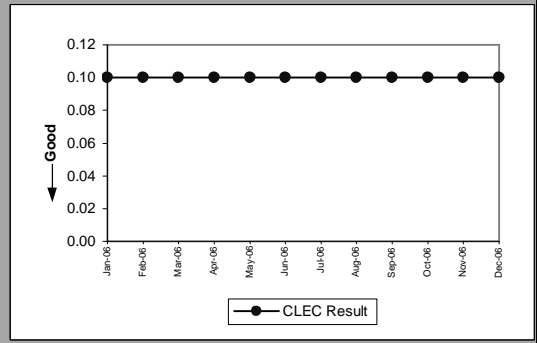


PO-1 - Pre-Order/Order Response Times

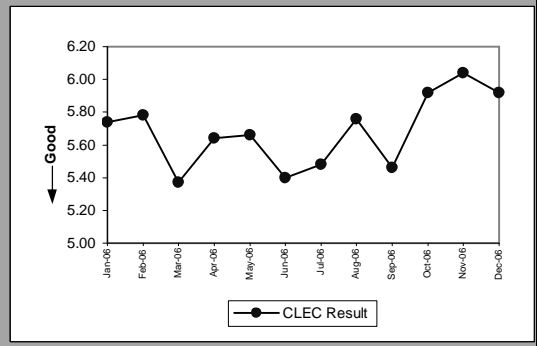
Pre-Order Response Times (Resale of Qwest DSL Qualification)(Average Seconds)IMA Aggregate(PO-1A-8 Total)(Benchmark)					
Date	Numerator	Denominator	CLEC Result	Standard Dev	
Jan-06	4060.20	670	6.06		
Feb-06	4253.20	686	6.20		
Mar-06	3935.16	643	6.12		
Apr-06	3316.83	529	6.27		
May-06	6438.55	560	11.50		
Jun-06	8340.18	687	12.14		
Jul-06	5151.97	761	6.77		
Aug-06	4460.40	708	6.30		
Sep-06	4284.87	699	6.13		
Oct-06	3726.68	604	6.17		
Nov-06	2797.75	475	5.89		
Dec-06	3669.12	588	6.24		



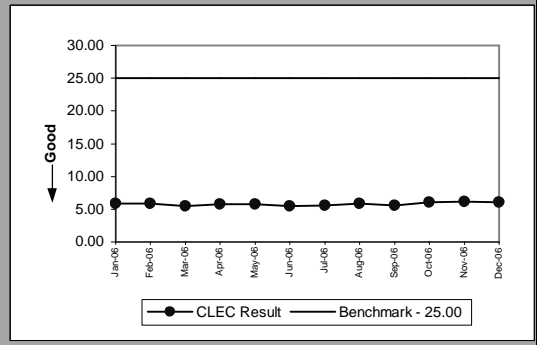
Pre-Order Response Times (Connecting Facility Assignment)(Average Seconds)IMA Request(PO-1A-9(a))(Diagnostic)					
Date	Numerator	Denominator	CLEC Result	Standard Dev	
Jan-06	98.20	978	0.10	0.10	0.00
Feb-06	90.80	891	0.10	0.10	0.01
Mar-06	93.97	931	0.10	0.10	0.00
Apr-06	78.73	776	0.10	0.10	0.01
May-06	91.25	900	0.10	0.10	0.01
Jun-06	86.38	859	0.10	0.10	0.00
Jul-06	98.98	979	0.10	0.10	0.01
Aug-06	100.05	990	0.10	0.10	0.01
Sep-06	98.95	983	0.10	0.10	0.00
Oct-06	75.62	752	0.10	0.10	0.00
Nov-06	65.30	649	0.10	0.10	0.00
Dec-06	80.59	796	0.10	0.10	0.00



Pre-Order Response Times (Connecting Facility Assignment)(Average Seconds)IMA Response(PO-1A-9(b))(Diagnostic)					
Date	Numerator	Denominator	CLEC Result	Standard Dev	
Jan-06	5610.69	978	5.74	5.74	3.88
Feb-06	5150.99	891	5.78	5.78	4.79
Mar-06	4999.60	931	5.37	5.37	4.04
Apr-06	4380.42	776	5.64	5.64	5.28
May-06	5095.77	900	5.66	5.66	4.92
Jun-06	4637.18	859	5.40	5.40	2.72
Jul-06	5364.70	979	5.48	5.48	3.15
Aug-06	5705.02	990	5.76	5.76	4.64
Sep-06	5368.01	983	5.46	5.46	3.31
Oct-06	4451.81	752	5.92	5.92	5.88
Nov-06	3918.03	649	6.04	6.04	6.17
Dec-06	4715.41	796	5.92	5.92	5.31



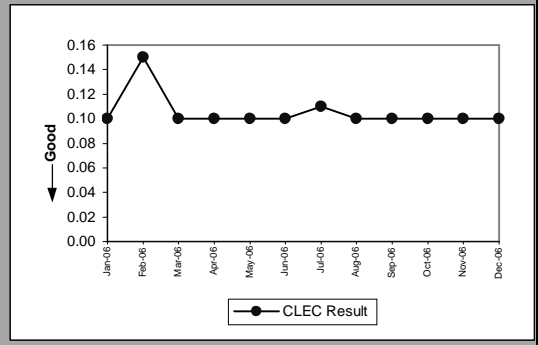
Pre-Order Response Times (Connecting Facility Assignment)(Average Seconds)IMA Aggregate(PO-1A-9 Total)(Benchmark)					
Date	Numerator	Denominator	CLEC Result	Standard Dev	
Jan-06	5708.89	978	5.84	5.84	
Feb-06	5241.79	891	5.88	5.88	
Mar-06	5093.57	931	5.47	5.47	
Apr-06	4459.15	776	5.75	5.75	
May-06	5187.02	900	5.76	5.76	
Jun-06	4723.56	859	5.50	5.50	
Jul-06	5463.68	979	5.58	5.58	
Aug-06	5805.07	990	5.86	5.86	
Sep-06	5466.96	983	5.56	5.56	
Oct-06	4527.43	752	6.02	6.02	
Nov-06	3983.33	649	6.14	6.14	
Dec-06	4796	796	6.03	6.03	



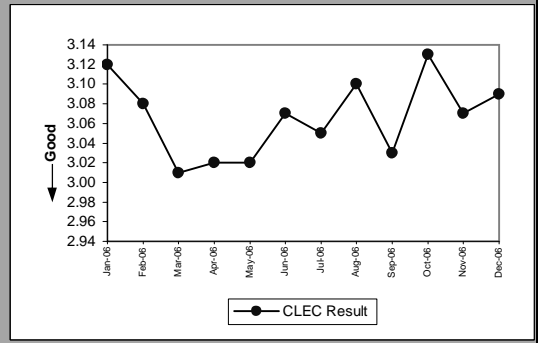


PO-1 - Pre-Order/Order Response Times

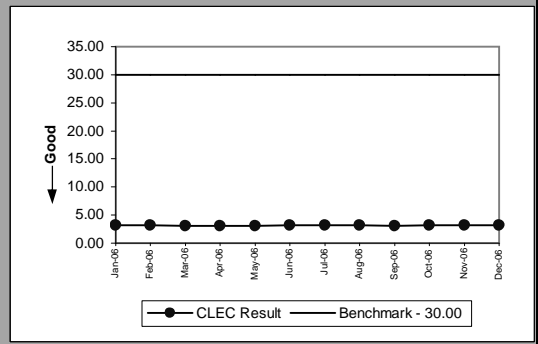
Pre-Order Response Times (Meet Point Inquiry)(Average Seconds)IMA Request(PO-1A-10(a))(Diagnostic)					
Date	Numerator	Denominator	CLEC Result	Standard Dev	
Jan-06	72.15	702	0.10	0.00	
Feb-06	104.42	678	0.15	1.33	
Mar-06	71.46	693	0.10	0.01	
Apr-06	52.69	518	0.10	0.00	
May-06	61.14	601	0.10	0.00	
Jun-06	68.73	676	0.10	0.00	
Jul-06	80.12	752	0.11	0.10	
Aug-06	72.22	707	0.10	0.00	
Sep-06	73.87	727	0.10	0.01	
Oct-06	60.24	592	0.10	0.00	
Nov-06	51.35	507	0.10	0.01	
Dec-06	61.45	603	0.10	0.00	



Pre-Order Response Times (Meet Point Inquiry)(Average Seconds)IMA Response(PO-1A-10(b))(Diagnostic)					
Date	Numerator	Denominator	CLEC Result	Standard Dev	
Jan-06	2193.37	702	3.12	0.44	
Feb-06	2087.64	678	3.08	1.25	
Mar-06	2082.85	693	3.01	0.51	
Apr-06	1565.33	518	3.02	0.79	
May-06	1813.01	601	3.02	0.50	
Jun-06	2074.60	676	3.07	0.66	
Jul-06	2296.98	752	3.05	0.64	
Aug-06	2194.54	707	3.10	1.55	
Sep-06	2203.61	727	3.03	0.56	
Oct-06	1850.14	592	3.13	0.73	
Nov-06	1554.75	507	3.07	0.66	
Dec-06	1864.90	603	3.09	0.58	

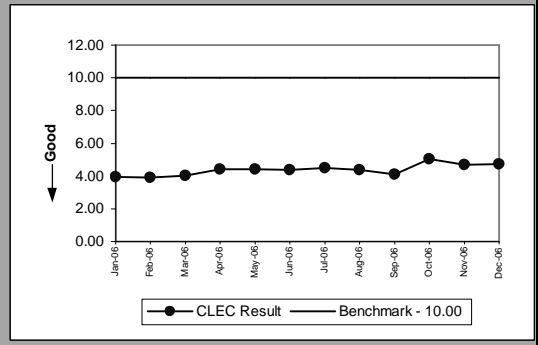


Pre-Order Response Times (Meet Point Inquiry)(Average Seconds)IMA Aggregate(PO-1A-10 Total)(Benchmark)				
Date	Numerator	Denominator	CLEC Result	Standard Dev
Jan-06	2265.52	702	3.23	
Feb-06	2192.06	678	3.23	
Mar-06	2154.31	693	3.11	
Apr-06	1618.02	518	3.12	
May-06	1874.15	601	3.12	
Jun-06	2143.33	676	3.17	
Jul-06	2377.10	752	3.16	
Aug-06	2266.76	707	3.21	
Sep-06	2277.48	727	3.13	
Oct-06	1910.38	592	3.23	
Nov-06	1606.10	507	3.17	
Dec-06	1926.35	603	3.19	

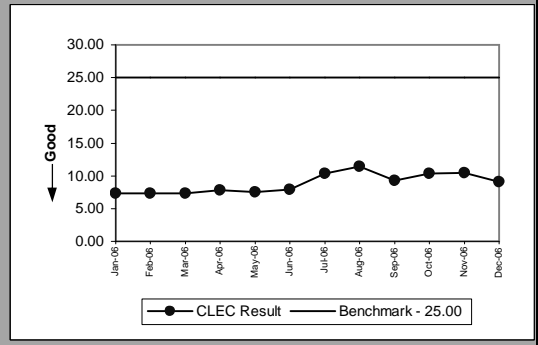


PO-1 - Pre-Order/Order Response Times

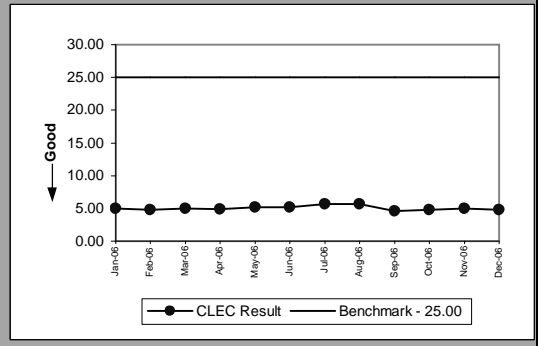
Pre-Order Response Times (Appt. Scheduler)(Average Seconds)EDI Request/Response(PO-1B-1)(Benchmark)					
Date	Numerator	Denominator	CLEC Result	Standard Dev	
Jan-06	16490.28	4196	3.93	1.54	
Feb-06	15252.72	3891	3.92	1.49	
Mar-06	13440.05	3335	4.03	1.50	
Apr-06	15815.10	3570	4.43	1.97	
May-06	18380.88	4168	4.41	1.76	
Jun-06	17252.76	3948	4.37	1.67	
Jul-06	18135.11	4039	4.49	1.89	
Aug-06	18920.90	4310	4.39	1.70	
Sep-06	16407.12	3992	4.11	1.61	
Oct-06	19194.48	3816	5.03	5.68	
Nov-06	17290.41	3671	4.71	4.67	
Dec-06	17623.98	3726	4.73	4.62	



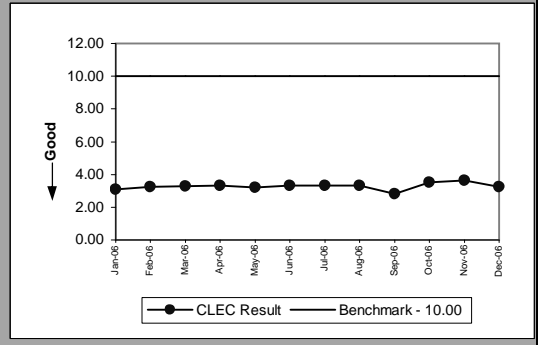
Pre-Order Response Times (Service Availability)(Average Seconds)EDI Request/Response(PO-1B-2)(Benchmark)					
Date	Numerator	Denominator	CLEC Result	Standard Dev	
Jan-06	42954.68	5878	7.31	5.57	
Feb-06	38672.36	5289	7.31	5.35	
Mar-06	35359.02	4816	7.34	5.88	
Apr-06	39072.51	5001	7.81	6.26	
May-06	43107.86	5742	7.51	6	
Jun-06	42821.80	5437	7.88	6.37	
Jul-06	57307.12	5532	10.36	5.87	
Aug-06	68151.26	5939	11.48	7.37	
Sep-06	50412.79	5449	9.25	7.17	
Oct-06	54187.64	5208	10.40	7.21	
Nov-06	53223.42	5108	10.42	8.24	
Dec-06	46611.87	5128	9.09	5.65	



Pre-Order Response Times (Facility Check)(Average Seconds)EDI Request/Response(PO-1B-3)(Benchmark)					
Date	Numerator	Denominator	CLEC Result	Standard Dev	
Jan-06	4289.11	863	4.97	1.64	
Feb-06	3936.45	815	4.83	1.11	
Mar-06	3885.75	785	4.95	1.34	
Apr-06	3817.10	779	4.90	1.11	
May-06	4762.68	923	5.16	1.56	
Jun-06	4525.68	872	5.19	1.44	
Jul-06	4958.16	876	5.66	4.53	
Aug-06	4850.62	857	5.66	3.99	
Sep-06	3811.50	825	4.62	2.15	
Oct-06	4085.88	862	4.74	1.19	
Nov-06	4366.04	868	5.03	3.79	
Dec-06	4028.39	841	4.79	3.40	

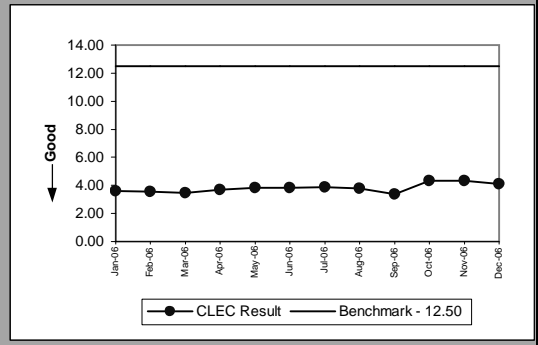


Pre-Order Response Times (Address Validation)(Average Seconds)EDI Request/Response(PO-1B-4)(Benchmark)					
Date	Numerator	Denominator	CLEC Result	Standard Dev	
Jan-06	23795.19	7738	3.08	4.57	
Feb-06	23074.73	7076	3.26	7.25	
Mar-06	20028.09	6124	3.27	8.77	
Apr-06	21767.65	6581	3.31	9.06	
May-06	24694.85	7658	3.22	3.87	
Jun-06	24365.60	7290	3.34	7.12	
Jul-06	24557.45	7359	3.34	8.02	
Aug-06	26148.90	7894	3.31	4.33	
Sep-06	19906.57	7110	2.80	11.42	
Oct-06	23932.64	6835	3.50	10.31	
Nov-06	23928.04	6559	3.65	12.62	
Dec-06	21540.94	6632	3.25	3.44	

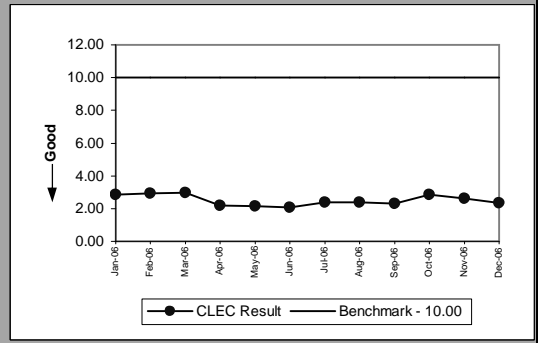


PO-1 - Pre-Order/Order Response Times

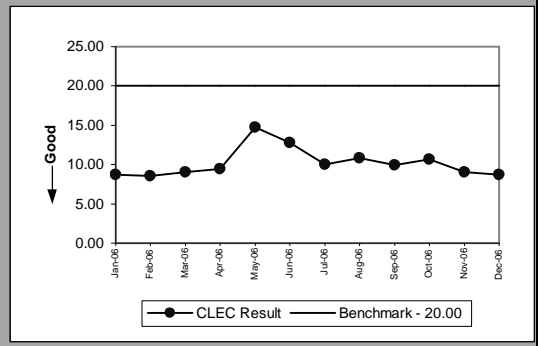
Pre-Order Response Times (Get CSR)(Average Seconds)EDI Request/Response(PO-1B-5)(Benchmark)						
Date	Numerator	Denominator	CLEC Result	Standard Dev		
Jan-06	8023.89	2225	3.61	4.18		
Feb-06	7080.40	1999	3.54	4.09		
Mar-06	6924.90	2004	3.46	3.97		
Apr-06	6883.61	1864	3.69	4.68		
May-06	8464.17	2206	3.84	4.79		
Jun-06	7916.09	2076	3.81	4.57		
Jul-06	7978.19	2055	3.88	4.07		
Aug-06	8454.90	2237	3.78	4.24		
Sep-06	6945.67	2064	3.37	3.99		
Oct-06	8615.06	1986	4.34	4.48		
Nov-06	8525.86	1960	4.35	5.66		
Dec-06	7987.99	1944	4.11	5.35		



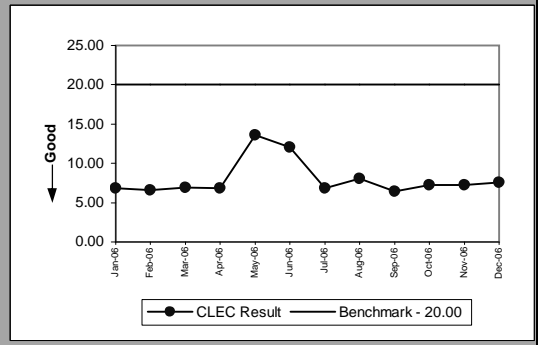
Pre-Order Response Times (TN Reservation)(Average Seconds)EDI Request/Response(PO-1B-6)(Benchmark)						
Date	Numerator	Denominator	CLEC Result	Standard Dev		
Jan-06	6447.93	2247	2.87	0.89		
Feb-06	6092.01	2081	2.93	0.75		
Mar-06	5321.83	1778	2.99	1.66		
Apr-06	6887.24	3144	2.19	1.61		
May-06	8890.71	4134	2.15	1.56		
Jun-06	8119.65	3914	2.07	1.66		
Jul-06	9440.90	3932	2.40	2.50		
Aug-06	10169.90	4247	2.39	2.40		
Sep-06	8698.32	3792	2.29	3.39		
Oct-06	10368.71	3643	2.85	5.64		
Nov-06	9144.87	3524	2.60	2.24		
Dec-06	8307.02	3558	2.33	2.34		



Pre-Order Response Times (Loop Qualification Tools)(Average Seconds)EDI Request/Response(PO-1B-7)(Benchmark)						
Date	Numerator	Denominator	CLEC Result	Standard Dev		
Jan-06	127083.70	14633	8.68	7.65		
Feb-06	230463.30	27086	8.51	5.57		
Mar-06	174179	19323	9.01	6.62		
Apr-06	21684.03	2293	9.46	11.32		
May-06	39598.64	2690	14.72	17.71		
Jun-06	32846.34	2564	12.81	13.60		
Jul-06	25678.25	2572	9.98	13.01		
Aug-06	27532.77	2533	10.87	13.43		
Sep-06	24442.92	2457	9.95	13.59		
Oct-06	26607.30	2494	10.67	15.39		
Nov-06	22788.44	2525	9.03	12.58		
Dec-06	20570.88	2365	8.70	9.86		

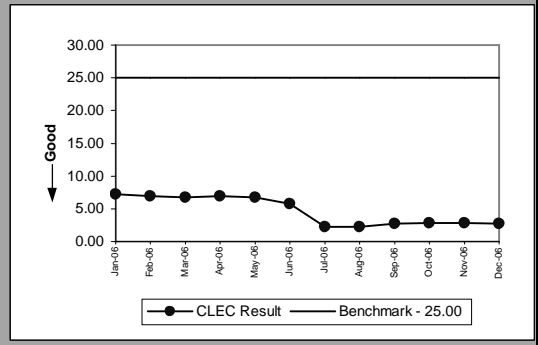


Pre-Order Response Times (Resale of Qwest DSL Qualification)(Average Seconds)EDI Request/Response(PO-1B-8)(Benchmark)						
Date	Numerator	Denominator	CLEC Result	Standard Dev		
Jan-06	10023.20	1474	6.80	4.22		
Feb-06	8474.40	1284	6.60	2.80		
Mar-06	6502.31	941	6.91	3.42		
Apr-06	6099.60	897	6.80	3.43		
May-06	12807.01	941	13.61	25.39		
Jun-06	11772.85	977	12.05	11.79		
Jul-06	6791.40	990	6.86	3.25		
Aug-06	8392.80	1040	8.07	6.31		
Sep-06	6134.37	957	6.41	5.48		
Oct-06	6646.32	918	7.24	6.36		
Nov-06	6346.71	873	7.27	8.94		
Dec-06	6905.38	911	7.58	5.09		

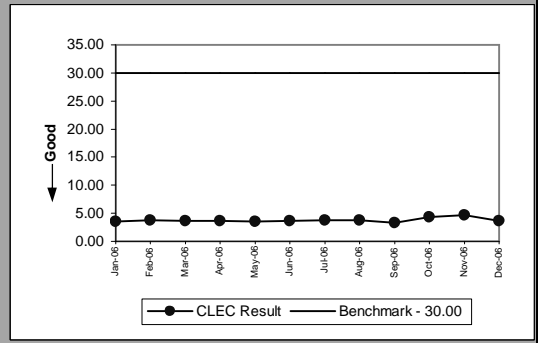


PO-1 - Pre-Order/Order Response Times

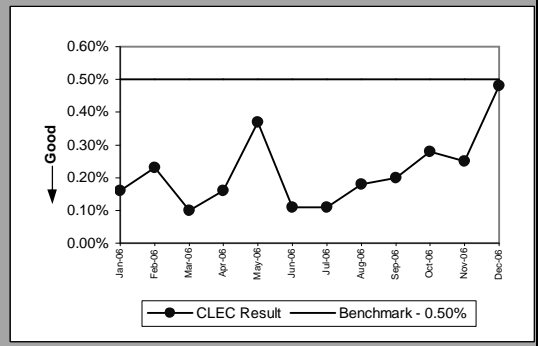
Pre-Order Response Times (Connecting Facility Assignment)(Average Seconds)EDI Request/Response(PO-1B-9)(Benchmark)						
Date	Numerator	Denominator	CLEC Result	Standard Dev		
Jan-06		9339.43	1296	7.21		6.42
Feb-06		7218.22	1038	6.95		5.10
Mar-06		7648.48	1134	6.74		3.64
Apr-06		7194.51	1037	6.94		4.73
May-06		7540.79	1123	6.71		4.22
Jun-06		6028.93	1044	5.77		6.27
Jul-06		2463.91	1074	2.29		3.74
Aug-06		2612.56	1160	2.25		3.22
Sep-06		3402.65	1266	2.69		4.55
Oct-06		3511.97	1234	2.85		4.05
Nov-06		3275.53	1170	2.80		3.92
Dec-06		3071.13	1110	2.77		5.05



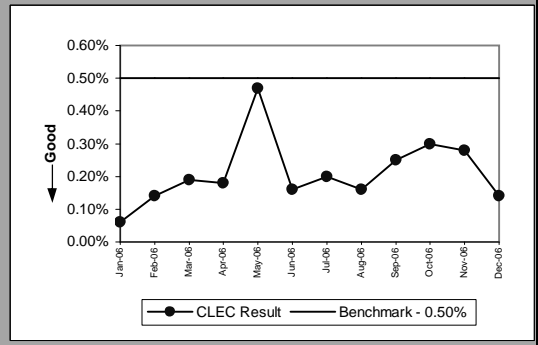
Pre-Order Response Times (Meet Point Inquiry)(Average Seconds)EDI Request/Response(PO-1B-10)(Benchmark)						
Date	Numerator	Denominator	CLEC Result	Standard Dev		
Jan-06		4652.61	1332	3.49		0.80
Feb-06		4357.12	1174	3.71		3.28
Mar-06		2997.53	829	3.62		1.74
Apr-06		3846.07	1054	3.65		2.18
May-06		4743.69	1320	3.59		1.52
Jun-06		4564.40	1269	3.60		1.43
Jul-06		4740.59	1251	3.79		4.04
Aug-06		5024.71	1346	3.73		3.50
Sep-06		3772.74	1136	3.32		3.45
Oct-06		4719.79	1101	4.29		8.93
Nov-06		4988.87	1066	4.68		14.67
Dec-06		3991.62	1095	3.65		1.15



Pre-Order Response Times (Timeout)(Percent)IMA Total(PO-1C-1)(Benchmark)						
Date	Numerator	Denominator	CLEC Result	Standard Dev		
Jan-06		53	33269	0.16%		3.99%
Feb-06		72	31877	0.23%		4.75%
Mar-06		31	32264	0.10%		3.10%
Apr-06		43	26193	0.16%		4.05%
May-06		114	30793	0.37%		6.07%
Jun-06		36	32498	0.11%		3.33%
Jul-06		40	35814	0.11%		3.34%
Aug-06		60	33781	0.18%		4.21%
Sep-06		66	33689	0.20%		4.42%
Oct-06		83	29496	0.28%		5.30%
Nov-06		58	22949	0.25%		5.02%
Dec-06		140	28973	0.48%		6.94%

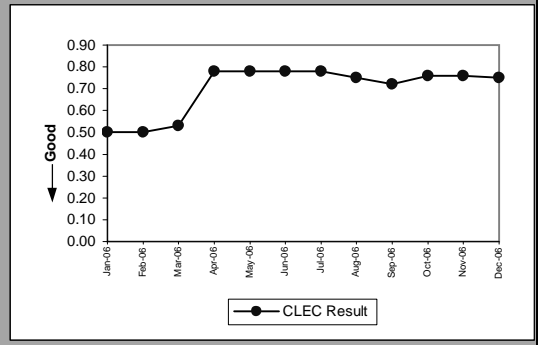


Pre-Order Response Times (Timeout)(Percent)EDI Total(PO-1C-2)(Benchmark)						
Date	Numerator	Denominator	CLEC Result	Standard Dev		
Jan-06		26	41908	0.06%		2.49%
Feb-06		73	51806	0.14%		3.75%
Mar-06		80	41149	0.19%		4.41%
Apr-06		48	26268	0.18%		4.27%
May-06		145	31050	0.47%		6.82%
Jun-06		48	29439	0.16%		4.04%
Jul-06		60	29740	0.20%		4.49%
Aug-06		49	31612	0.16%		3.93%
Sep-06		72	29120	0.25%		4.97%
Oct-06		84	28181	0.30%		5.45%
Nov-06		76	27400	0.28%		5.26%
Dec-06		37	27347	0.14%		3.68%

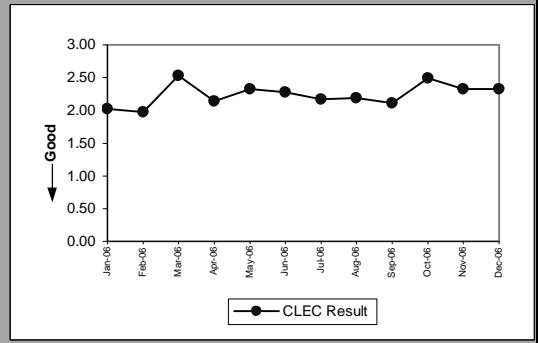


PO-1 - Pre-Order/Order Response Times

Pre-Order Response Times (Rejected Query)/(Average Seconds)/MA Total(PO-1D-1)/(Diagnostic)					
Date	Numerator	Denominator	CLEC Result	Standard Dev	
Jan-06	3658	7316	0.50	0.29	
Feb-06	3577.50	7155	0.50	0.29	
Mar-06	3672.37	6929	0.53	0.57	
Apr-06	4267.38	5471	0.78	1.38	
May-06	4271.28	5476	0.78	1.42	
Jun-06	5722.08	7336	0.78	1.39	
Jul-06	5752.50	7375	0.78	1.47	
Aug-06	5089.50	6786	0.75	1.27	
Sep-06	4939.20	6860	0.72	1.24	
Oct-06	4504.52	5927	0.76	1.29	
Nov-06	3835.72	5047	0.76	1.32	
Dec-06	4591.50	6122	0.75	1.36	

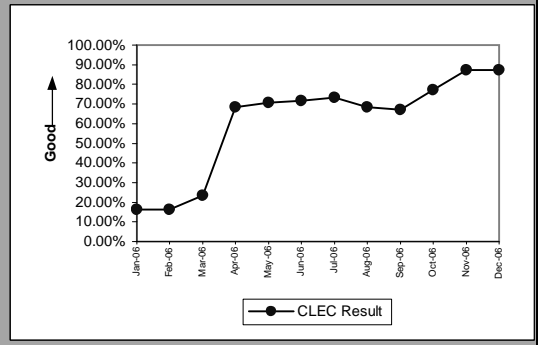


Pre-Order Response Times (Rejected Query)/(Average Seconds)/EDI Total(PO-1D-2)/(Diagnostic)					
Date	Numerator	Denominator	CLEC Result	Standard Dev	
Jan-06	16463	8150	2.02	2.42	
Feb-06	14412.52	7316	1.97	2.49	
Mar-06	19222.94	7598	2.53	40.07	
Apr-06	14898.68	6962	2.14	2.64	
May-06	18707.57	8029	2.33	4.17	
Jun-06	17426.04	7643	2.28	3.29	
Jul-06	16685.13	7689	2.17	2.74	
Aug-06	18100.35	8265	2.19	2.88	
Sep-06	15624.55	7405	2.11	3.43	
Oct-06	17840.85	7165	2.49	5.42	
Nov-06	15587.70	6690	2.33	4.93	
Dec-06	16212.14	6958	2.33	4.68	

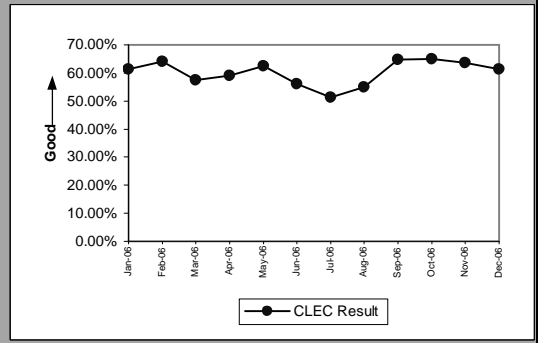


PO-2A-1 - Electronic Flow-through for LSRs received via IMA GUI (Percent)

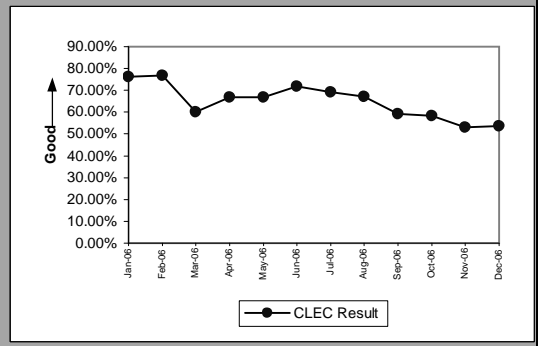
Resale Aggregate W/O UNE-P-POTS(Diagnostic)					
Date	CLEC Num	CLEC Denom	CLEC Result	CLEC Std Dev	
Jan-06	426	2636	16.16%	36.81%	
Feb-06	396	2448	16.18%	36.82%	
Mar-06	741	3157	23.47%	42.38%	
Apr-06	1535	2241	68.50%	46.45%	
May-06	1822	2578	70.67%	45.53%	
Jun-06	1506	2101	71.68%	45.06%	
Jul-06	1299	1772	73.31%	44.24%	
Aug-06	1323	1931	68.51%	46.45%	
Sep-06	973	1447	67.24%	46.93%	
Oct-06	444	575	77.22%	41.94%	
Nov-06	352	403	87.34%	33.25%	
Dec-06	434	498	87.15%	33.47%	



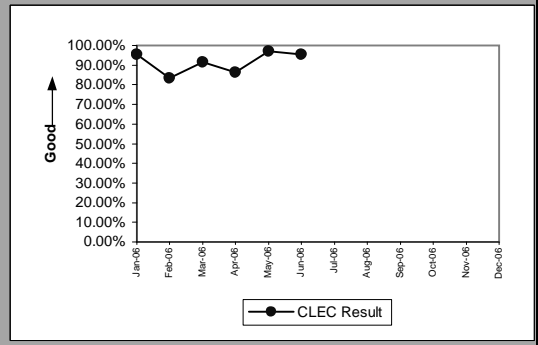
Unbundled Loop Aggregate(Diagnostic)					
Date	CLEC Num	CLEC Denom	CLEC Result	CLEC Std Dev	
Jan-06	803	1308	61.39%	48.69%	
Feb-06	620	967	64.12%	47.97%	
Mar-06	630	1095	57.53%	49.43%	
Apr-06	543	918	59.15%	49.16%	
May-06	565	905	62.43%	48.43%	
Jun-06	521	930	56.02%	49.64%	
Jul-06	455	886	51.35%	49.98%	
Aug-06	562	1023	54.94%	49.76%	
Sep-06	620	957	64.79%	47.76%	
Oct-06	611	939	65.07%	47.68%	
Nov-06	534	838	63.72%	48.08%	
Dec-06	549	895	61.34%	48.70%	



LNP(Diagnostic)					
Date	CLEC Num	CLEC Denom	CLEC Result	CLEC Std Dev	
Jan-06	897	1177	76.21%	42.58%	
Feb-06	690	897	76.92%	42.13%	
Mar-06	337	561	60.07%	48.98%	
Apr-06	385	575	66.96%	47.04%	
May-06	442	661	66.87%	47.07%	
Jun-06	633	881	71.85%	44.97%	
Jul-06	434	627	69.22%	46.16%	
Aug-06	528	785	67.26%	46.93%	
Sep-06	280	472	59.32%	49.12%	
Oct-06	289	496	58.27%	49.31%	
Nov-06	248	467	53.10%	49.90%	
Dec-06	275	513	53.61%	49.87%	



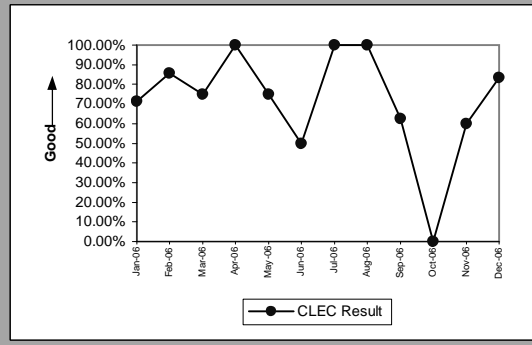
UNE P (POTS AGG)(Diagnostic)					
Date	CLEC Num	CLEC Denom	CLEC Result	CLEC Std Dev	
Jan-06	62	65	95.38%	20.98%	
Feb-06	55	66	83.33%	37.27%	
Mar-06	22	24	91.67%	27.64%	
Apr-06	19	22	86.36%	34.32%	
May-06	33	34	97.06%	16.90%	
Jun-06	21	22	95.45%	20.83%	
Jul-06					
Aug-06					
Sep-06					
Oct-06					
Nov-06					
Dec-06					



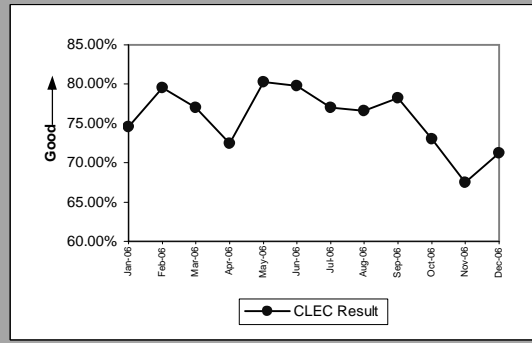
PO-2 UNE-P(POTS) will display two graphs. The first graph is UNE-P (POTS) without Centrex21 and the second graph is UNE-P (POTS AGG) with Centrex21.

PO-2A-2 - Electronic Flow-through for LSRs received via IMA EDI (Percent)

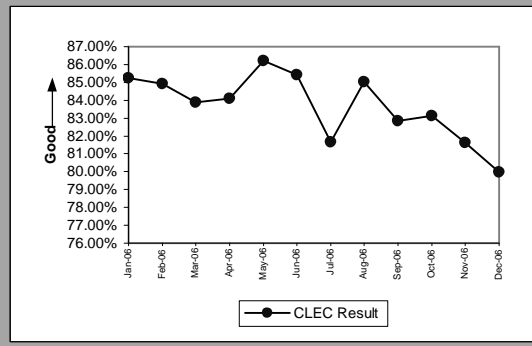
Resale Aggregate W/O UNE-P-POTS(Diagnostic)					
Date	CLEC Num	CLEC Denom	CLEC Result	CLEC Std Dev	
Jan-06	10	14	71.43%	45.18%	
Feb-06	6	7	85.71%	34.99%	
Mar-06	9	12	75.00%	43.30%	
Apr-06	5	5	100.00%	0.00%	
May-06	3	4	75.00%	43.30%	
Jun-06	2	4	50.00%	50.00%	
Jul-06	6	6	100.00%	0.00%	
Aug-06	8	8	100.00%	0.00%	
Sep-06	5	8	62.50%	48.41%	
Oct-06	0	5	0.00%	0.00%	
Nov-06	3	5	60.00%	48.99%	
Dec-06	5	6	83.33%	37.27%	



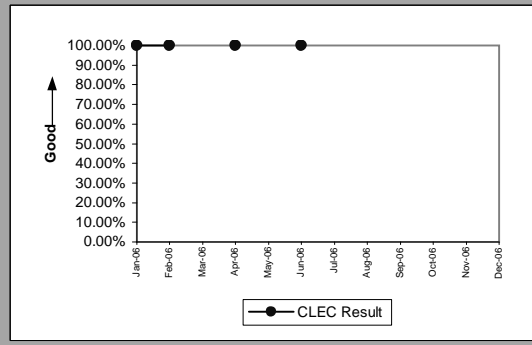
Unbundled Loop Aggregate(Diagnostic)					
Date	CLEC Num	CLEC Denom	CLEC Result	CLEC Std Dev	
Jan-06	1366	1831	74.60%	43.53%	
Feb-06	1694	2130	79.53%	40.35%	
Mar-06	1887	2449	77.05%	42.05%	
Apr-06	1456	2010	72.44%	44.68%	
May-06	2256	2811	80.26%	39.81%	
Jun-06	2258	2829	79.82%	40.14%	
Jul-06	1727	2242	77.03%	42.06%	
Aug-06	1842	2404	76.62%	42.32%	
Sep-06	1662	2124	78.25%	41.26%	
Oct-06	1557	2131	73.06%	44.36%	
Nov-06	1399	2072	67.52%	46.83%	
Dec-06	1219	1712	71.20%	45.28%	



LNP(Diagnostic)					
Date	CLEC Num	CLEC Denom	CLEC Result	CLEC Std Dev	
Jan-06	3823	4484	85.26%	35.45%	
Feb-06	4206	4953	84.92%	35.79%	
Mar-06	4342	5176	83.89%	36.76%	
Apr-06	4131	4913	84.08%	36.58%	
May-06	6031	6995	86.22%	34.47%	
Jun-06	7793	9121	85.44%	35.27%	
Jul-06	6039	7396	81.65%	38.71%	
Aug-06	8040	9455	85.03%	35.67%	
Sep-06	8133	9817	82.85%	37.70%	
Oct-06	7890	9490	83.14%	37.44%	
Nov-06	7170	8786	81.61%	38.74%	
Dec-06	6721	8405	79.96%	40.03%	



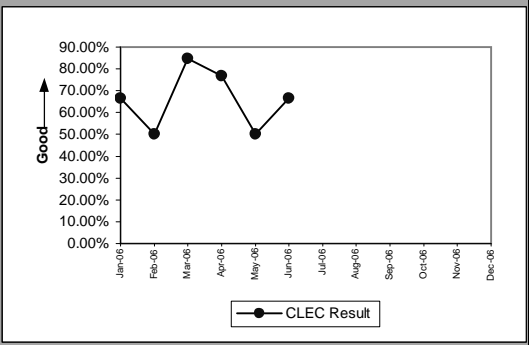
UNE P (POTS AGG)(Diagnostic)					
Date	CLEC Num	CLEC Denom	CLEC Result	CLEC Std Dev	
Jan-06	24	24	100.00%	0.00%	
Feb-06	2	2	100.00%	0.00%	
Mar-06					
Apr-06	6	6	100.00%	0.00%	
May-06					
Jun-06	2	2	100.00%	0.00%	
Jul-06					
Aug-06					
Sep-06					
Oct-06					
Nov-06					
Dec-06					



PO-2 UNE-P(POTS) will display two graphs. The first graph is UNE-P (POTS) without Centrex21 and the second graph is UNE-P (POTS AGG) with Centrex21.

PO-2A-2 - Electronic Flow-through for LSRs received via IMA EDI (Percent)

Line Sharing(Diagnostic)					
Date	CLEC Num	CLEC Denom	CLEC Result	CLEC Std Dev	
Jan-06	2	3	66.67%	47.14%	
Feb-06	1	2	50.00%	50.00%	
Mar-06	33	39	84.62%	36.08%	
Apr-06	10	13	76.92%	42.13%	
May-06	1	2	50.00%	50.00%	
Jun-06	2	3	66.67%	47.14%	
Jul-06					
Aug-06					
Sep-06					
Oct-06					
Nov-06					
Dec-06					

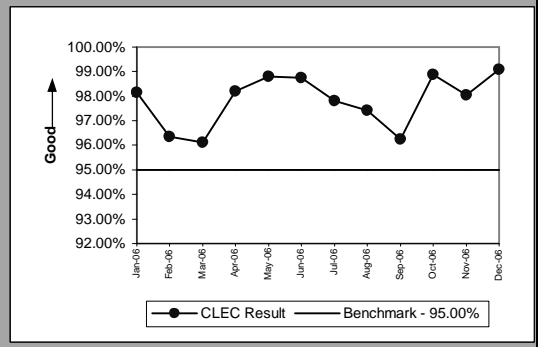


PO-2 UNE-P(POTS) will display two graphs. The first graph is UNE-P (POTS) without Centrex21 and the second graph is UNE-P (POTS AGG) with Centrex21.

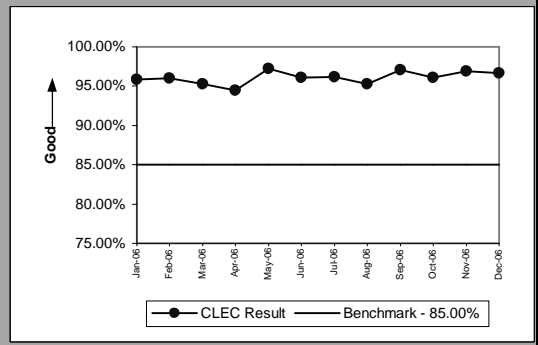


PO-2B-1 - Electronic Flow-through for All Eligible LSRs received via IMA GUI (Percent)

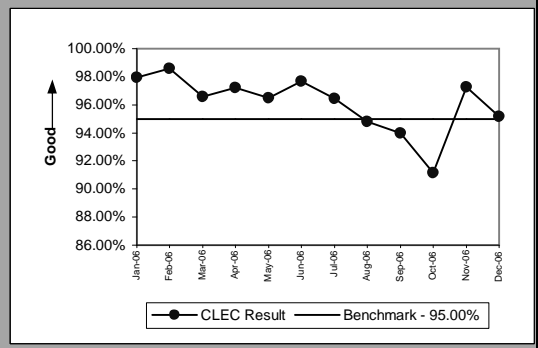
Resale Aggregate W/O UNE-P-POTS(Benchmark)					
Date	CLEC Num	CLEC Denom	CLEC Result	CLEC Std Dev	
Jan-06	426	434	98.16%	13.45%	
Feb-06	396	411	96.35%	18.75%	
Mar-06	741	771	96.11%	19.34%	
Apr-06	1535	1563	98.21%	13.26%	
May-06	1822	1844	98.81%	10.86%	
Jun-06	1506	1525	98.75%	11.09%	
Jul-06	1299	1328	97.82%	14.62%	
Aug-06	1323	1358	97.42%	15.85%	
Sep-06	973	1011	96.24%	19.02%	
Oct-06	444	449	98.89%	10.49%	
Nov-06	352	359	98.05%	13.83%	
Dec-06	434	438	99.09%	9.51%	



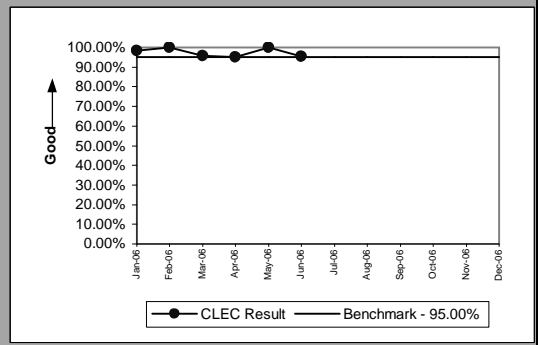
Unbundled Loop Aggregate(Benchmark)					
Date	CLEC Num	CLEC Denom	CLEC Result	CLEC Std Dev	
Jan-06	803	838	95.82%	20.01%	
Feb-06	620	646	95.98%	19.65%	
Mar-06	630	661	95.31%	21.14%	
Apr-06	543	575	94.43%	22.92%	
May-06	565	581	97.25%	16.36%	
Jun-06	521	542	96.13%	19.30%	
Jul-06	455	473	96.19%	19.13%	
Aug-06	562	590	95.25%	21.26%	
Sep-06	620	639	97.03%	16.99%	
Oct-06	611	636	96.07%	19.43%	
Nov-06	534	551	96.91%	17.29%	
Dec-06	549	568	96.65%	17.98%	



LNP(Benchmark)					
Date	CLEC Num	CLEC Denom	CLEC Result	CLEC Std Dev	
Jan-06	897	916	97.93%	14.25%	
Feb-06	690	700	98.57%	11.87%	
Mar-06	337	349	96.56%	18.22%	
Apr-06	385	396	97.22%	16.43%	
May-06	442	458	96.51%	18.36%	
Jun-06	633	648	97.69%	15.04%	
Jul-06	434	450	96.44%	18.52%	
Aug-06	528	557	94.79%	22.22%	
Sep-06	280	298	93.96%	23.82%	
Oct-06	289	317	91.17%	28.38%	
Nov-06	248	255	97.25%	16.34%	
Dec-06	275	289	95.16%	21.47%	



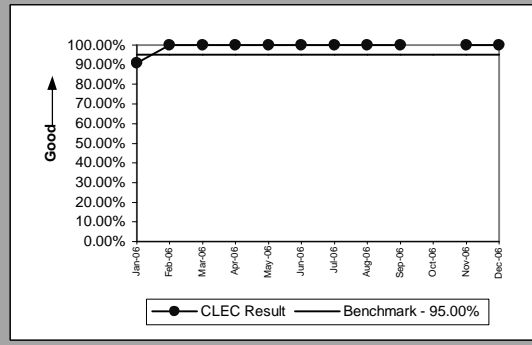
UNE P (POTS AGG)(Benchmark)					
Date	CLEC Num	CLEC Denom	CLEC Result	CLEC Std Dev	
Jan-06	62	63	98.41%	12.50%	
Feb-06	55	55	100.00%	0.00%	
Mar-06	22	23	95.65%	20.39%	
Apr-06	19	20	95.00%	21.79%	
May-06	33	33	100.00%	0.00%	
Jun-06	21	22	95.45%	20.83%	
Jul-06					
Aug-06					
Sep-06					
Oct-06					
Nov-06					
Dec-06					



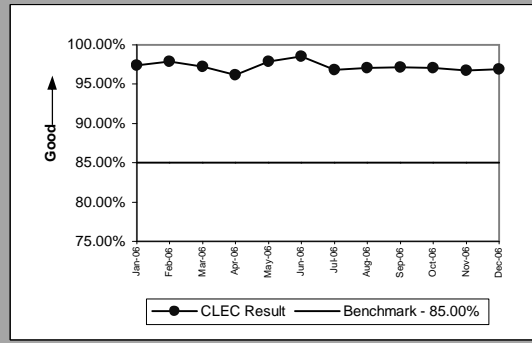
PO-2 UNE-P(POTS) will display two graphs. The first graph is UNE-P (POTS) without Centrex21 and the second graph is UNE-P (POTS AGG) with Centrex21.

PO-2B-2 - Electronic Flow-through for All Eligible LSRs received via IMA EDI (Percent)

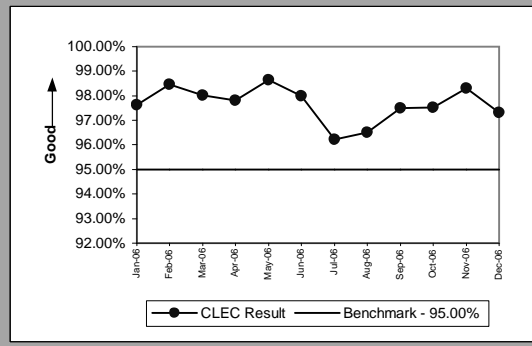
Resale Aggregate W/O UNE-P-POTS(Benchmark)					
Date	CLEC Num	CLEC Denom	CLEC Result	CLEC Std Dev	
Jan-06	10	11	90.91%	28.75%	
Feb-06	6	6	100.00%	0.00%	
Mar-06	9	9	100.00%	0.00%	
Apr-06	5	5	100.00%	0.00%	
May-06	3	3	100.00%	0.00%	
Jun-06	2	2	100.00%	0.00%	
Jul-06	6	6	100.00%	0.00%	
Aug-06	8	8	100.00%	0.00%	
Sep-06	5	5	100.00%	0.00%	
Oct-06					
Nov-06	3	3	100.00%	0.00%	
Dec-06	5	5	100.00%	0.00%	



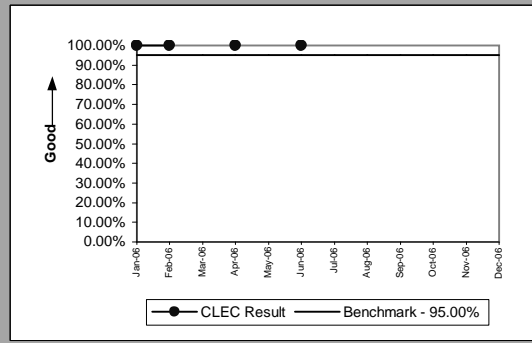
Unbundled Loop Aggregate(Benchmark)					
Date	CLEC Num	CLEC Denom	CLEC Result	CLEC Std Dev	
Jan-06	1366	1402	97.43%	15.82%	
Feb-06	1694	1730	97.92%	14.27%	
Mar-06	1887	1940	97.27%	16.30%	
Apr-06	1456	1514	96.17%	19.19%	
May-06	2256	2304	97.92%	14.28%	
Jun-06	2258	2292	98.52%	12.09%	
Jul-06	1727	1783	96.86%	17.44%	
Aug-06	1842	1898	97.05%	16.92%	
Sep-06	1662	1711	97.14%	16.68%	
Oct-06	1557	1604	97.07%	16.87%	
Nov-06	1399	1446	96.75%	17.73%	
Dec-06	1219	1258	96.90%	17.33%	



LNP(Benchmark)					
Date	CLEC Num	CLEC Denom	CLEC Result	CLEC Std Dev	
Jan-06	3823	3916	97.63%	15.23%	
Feb-06	4206	4272	98.46%	12.33%	
Mar-06	4342	4430	98.01%	13.95%	
Apr-06	4131	4223	97.82%	14.60%	
May-06	6031	6114	98.64%	11.57%	
Jun-06	7793	7952	98.00%	14.00%	
Jul-06	6039	6277	96.21%	19.10%	
Aug-06	8040	8332	96.50%	18.39%	
Sep-06	8133	8341	97.51%	15.59%	
Oct-06	7890	8090	97.53%	15.53%	
Nov-06	7170	7294	98.30%	12.93%	
Dec-06	6721	6907	97.31%	16.19%	



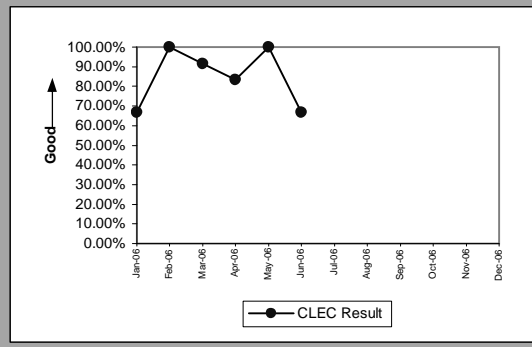
UNE P (POTS AGG)(Benchmark)					
Date	CLEC Num	CLEC Denom	CLEC Result	CLEC Std Dev	
Jan-06	24	24	100.00%	0.00%	
Feb-06	2	2	100.00%	0.00%	
Mar-06					
Apr-06	6	6	100.00%	0.00%	
May-06					
Jun-06	2	2	100.00%	0.00%	
Jul-06					
Aug-06					
Sep-06					
Oct-06					
Nov-06					
Dec-06					



PO-2 UNE-P(POTS) will display two graphs. The first graph is UNE-P (POTS) without Centrex21 and the second graph is UNE-P (POTS AGG) with Centrex21.

PO-2B-2 - Electronic Flow-through for All Eligible LSRs received via IMA EDI (Percent)

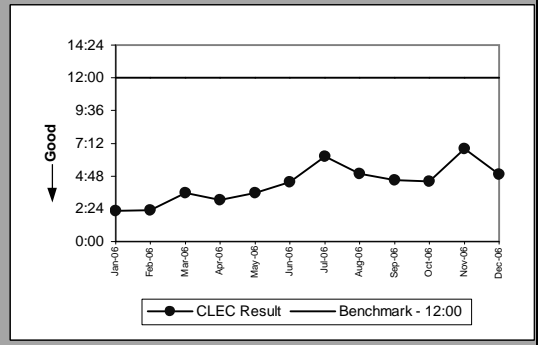
Line Sharing(Diagnostic)					
Date	CLEC Num	CLEC Denom	CLEC Result	CLEC Std Dev	
Jan-06	2	3	66.67%	47.14%	
Feb-06	1	1	100.00%	0.00%	
Mar-06	33	36	91.67%	27.64%	
Apr-06	10	12	83.33%	37.27%	
May-06	1	1	100.00%	0.00%	
Jun-06	2	3	66.67%	47.14%	
Jul-06					
Aug-06					
Sep-06					
Oct-06					
Nov-06					
Dec-06					



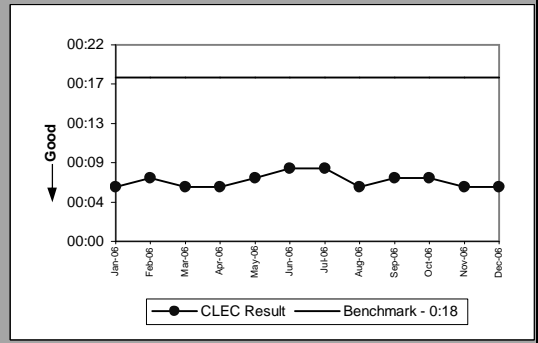
PO-2 UNE-P(POTS) will display two graphs. The first graph is UNE-P (POTS) without Centrex21 and the second graph is UNE-P (POTS AGG) with Centrex21.

PO-3 - LSR Rejection Notice Interval

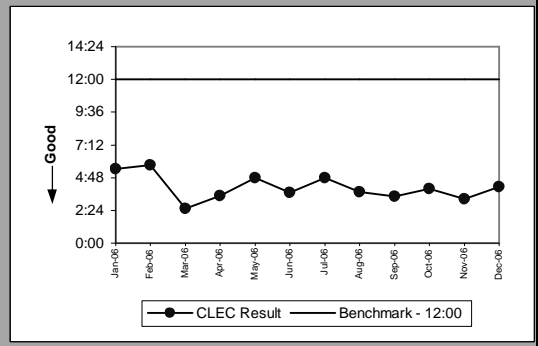
LSR Rejection Notice Interval for IMA - Rejected Manually(Hours and Minutes)(PO-3A-1)(Benchmark)						
Date	Numerator	Denominator	CLEC Result	Standard Dev		
Jan-06	360:14	160	2:15	2:09		
Feb-06	352:06	154	2:17	3:38		
Mar-06	462:21	129	3:35	13:00		
Apr-06	401:13	131	3:04	6:52		
May-06	371:07	104	3:34	2:55		
Jun-06	489:27	112	4:22	4:52		
Jul-06	627:48	101	6:13	5:57		
Aug-06	613:19	124	4:57	3:50		
Sep-06	446:37	99	4:31	3:53		
Oct-06	464:06	105	4:25	4:16		
Nov-06	673:48	99	6:48	9:03		
Dec-06	442:43	90	4:55	4:19		



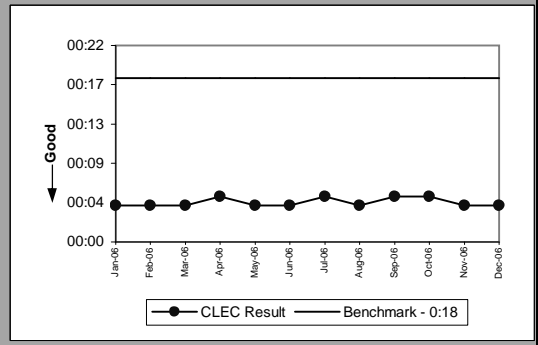
LSR Rejection Notice Interval for IMA - Auto-Rejected(Minutes and Seconds)(PO-3A-2)(Benchmark)						
Date	Numerator	Denominator	CLEC Result	Standard Dev		
Jan-06	48:00	31,035	00:06	00:10		
Feb-06	17:00	29,346	00:07	00:22		
Mar-06	22:00	33,160	00:06	00:12		
Apr-06	29:00	28,372	00:06	00:15		
May-06	41:00	29,760	00:07	00:17		
Jun-06	37:00	29,184	00:08	00:55		
Jul-06	52:00	22,527	00:08	00:17		
Aug-06	58:00	30,258	00:06	00:12		
Sep-06	02:00	23,557	00:07	00:17		
Oct-06	24:00	25,605	00:07	00:17		
Nov-06	42:00	21,737	00:06	00:14		
Dec-06	39:00	20,100	00:06	00:16		



LSR Rejection Notice Interval for EDI - Rejected Manually(Hours and Minutes)(PO-3B-1)(Benchmark)						
Date	Numerator	Denominator	CLEC Result	Standard Dev		
Jan-06	805:54	148	5:27	35:25		
Feb-06	774:07	135	5:44	37:38		
Mar-06	514:52	203	2:32	5:01		
Apr-06	600:25	172	3:29	5:41		
May-06	639:48	134	4:46	5:43		
Jun-06	686:49	186	3:42	3:45		
Jul-06	928:43	195	4:46	4:22		
Aug-06	611:16	163	3:45	3:20		
Sep-06	583:53	171	3:25	4:54		
Oct-06	695:31	175	3:58	7:17		
Nov-06	576:27	177	3:15	2:51		
Dec-06	648:55	157	4:08	3:47		

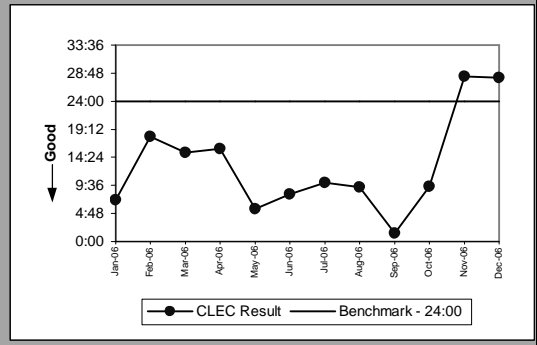


LSR Rejection Notice Interval for EDI - Auto-Rejected(Minutes and Seconds)(PO-3B-2)(Benchmark)						
Date	Numerator	Denominator	CLEC Result	Standard Dev		
Jan-06	18:00	30,059	00:04	00:08		
Feb-06	25:00	43,338	00:04	00:08		
Mar-06	07:00	44,029	00:04	00:08		
Apr-06	46:00	34,068	00:05	00:16		
May-06	00:00	43,613	00:04	00:09		
Jun-06	39:00	50,268	00:04	00:07		
Jul-06	58:00	44,749	00:05	00:09		
Aug-06	01:00	45,725	00:04	00:07		
Sep-06	37:00	35,561	00:05	00:11		
Oct-06	16:00	42,246	00:05	00:09		
Nov-06	53:00	44,548	00:04	00:07		
Dec-06	36:00	43,008	00:04	00:08		



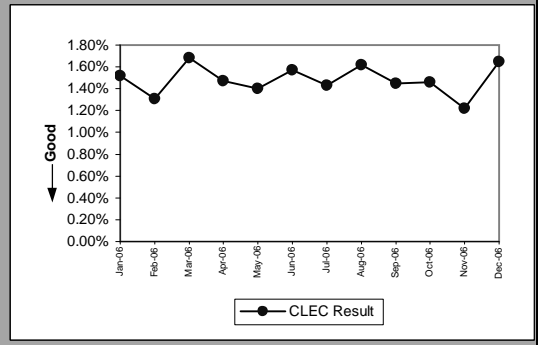
PO-3 - LSR Rejection Notice Interval

LSR Rejection Notice Interval for Manual and IIS(Hours and Minutes)(PO-3C)(Benchmark)						
Date	Numerator	Denominator	CLEC Result	Standard Dev		
Jan-06	35:39	5	7:08			9:06
Feb-06	215:11	12	17:56			27:04
Mar-06	227:28	15	15:10			9:30
Apr-06	110:54	7	15:51			5:35
May-06	128:08	23	5:34			7:53
Jun-06	40:43	5	8:09			9:13
Jul-06	80:20	8	10:02			9:09
Aug-06	148:03	16	9:15			11:41
Sep-06	12:47	9	1:25			0:40
Oct-06	37:47	4	9:27			8:04
Nov-06	197:51	7	28:16			15:45
Dec-06	28:03	1	28:03			0:00

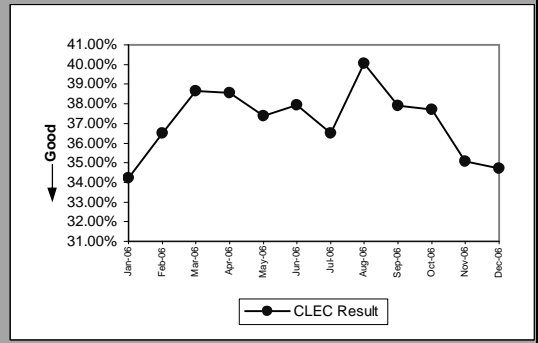


PO-4 - LSRs Rejected

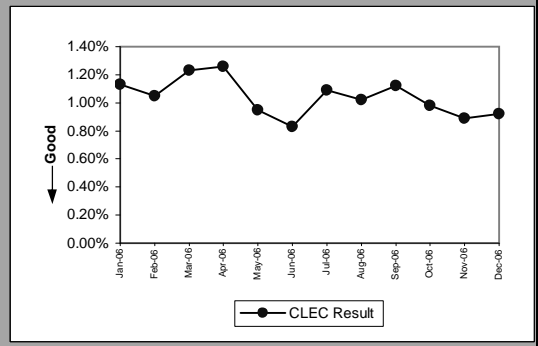
LSRs Rejected for IMA - Rejected Manually(Percent)(PO-4A-1)(Diagnostic)					
Date	Numerator	Denominator	CLEC Result	Standard Dev	
Jan-06	1381	90697	1.52%	12.25%	
Feb-06	1054	80415	1.31%	11.37%	
Mar-06	1438	85750	1.68%	12.84%	
Apr-06	1081	73590	1.47%	12.03%	
May-06	1115	79578	1.40%	11.75%	
Jun-06	1207	76941	1.57%	12.43%	
Jul-06	880	61716	1.43%	11.86%	
Aug-06	1227	75573	1.62%	12.64%	
Sep-06	901	62148	1.45%	11.95%	
Oct-06	994	67896	1.46%	12.01%	
Nov-06	754	62003	1.22%	10.96%	
Dec-06	956	57926	1.65%	12.74%	



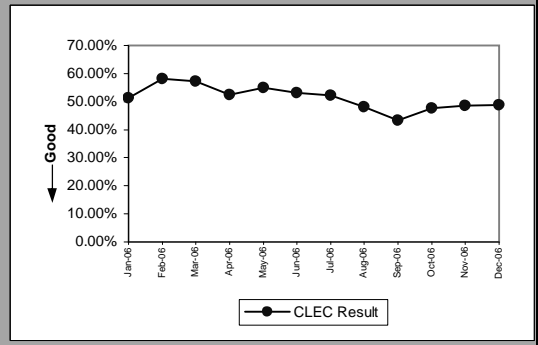
LSRs Rejected for IMA - Auto-Rejected(Percent)(PO-4A-2)(Diagnostic)					
Date	Numerator	Denominator	CLEC Result	Standard Dev	
Jan-06	31035	90697	34.22%	47.44%	
Feb-06	29346	80415	36.49%	48.14%	
Mar-06	33160	85750	38.67%	48.70%	
Apr-06	28372	73590	38.55%	48.67%	
May-06	29760	79578	37.40%	48.39%	
Jun-06	29184	76941	37.93%	48.52%	
Jul-06	22527	61716	36.50%	48.14%	
Aug-06	30258	75573	40.04%	49.00%	
Sep-06	23557	62148	37.90%	48.51%	
Oct-06	25605	67896	37.71%	48.47%	
Nov-06	21737	62003	35.06%	47.72%	
Dec-06	20100	57926	34.70%	47.60%	



LSRs Rejected for EDI - Rejected Manually(Percent)(PO-4B-1)(Diagnostic)					
Date	Numerator	Denominator	CLEC Result	Standard Dev	
Jan-06	666	58707	1.13%	10.59%	
Feb-06	782	74684	1.05%	10.18%	
Mar-06	947	76903	1.23%	11.03%	
Apr-06	823	65063	1.26%	11.18%	
May-06	756	79293	0.95%	9.72%	
Jun-06	782	94725	0.83%	9.05%	
Jul-06	932	85789	1.09%	10.37%	
Aug-06	973	95084	1.02%	10.06%	
Sep-06	919	81957	1.12%	10.53%	
Oct-06	872	88705	0.98%	9.87%	
Nov-06	819	91925	0.89%	9.40%	
Dec-06	807	88067	0.92%	9.53%	

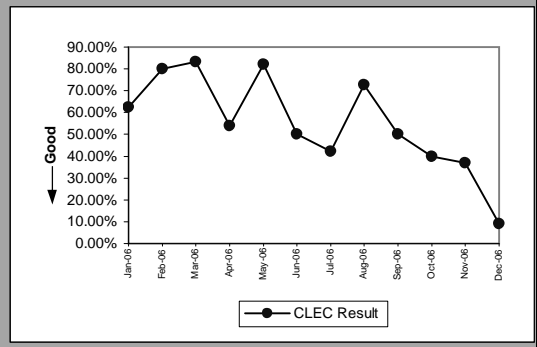


LSRs Rejected for EDI - Auto-Rejected(Percent)(PO-4B-2)(Diagnostic)					
Date	Numerator	Denominator	CLEC Result	Standard Dev	
Jan-06	30059	58707	51.20%	49.99%	
Feb-06	43338	74684	58.03%	49.35%	
Mar-06	44029	76903	57.25%	49.47%	
Apr-06	34068	65063	52.36%	49.94%	
May-06	43613	79293	55.00%	49.75%	
Jun-06	50268	94725	53.07%	49.91%	
Jul-06	44749	85789	52.16%	49.95%	
Aug-06	45725	95084	48.09%	49.96%	
Sep-06	35561	81957	43.39%	49.56%	
Oct-06	42246	88705	47.63%	49.94%	
Nov-06	44548	91925	48.46%	49.98%	
Dec-06	43008	88067	48.84%	49.99%	



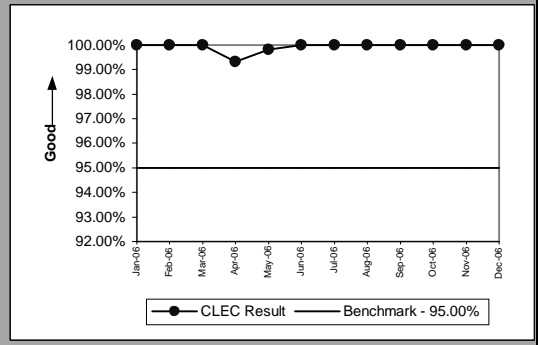
PO-4 - LSRs Rejected

LSRs Received via Facsimile(Percent)(PO-4C)(Diagnostic)					
Date	Numerator	Denominator	CLEC Result	Standard Dev	
Jan-06	5	8	62.50%	48.41%	
Feb-06	12	15	80.00%	40.00%	
Mar-06	15	18	83.33%	37.27%	
Apr-06	7	13	53.85%	49.85%	
May-06	23	28	82.14%	38.30%	
Jun-06	5	10	50.00%	50.00%	
Jul-06	8	19	42.11%	49.37%	
Aug-06	16	22	72.73%	44.54%	
Sep-06	9	18	50.00%	50.00%	
Oct-06	4	10	40.00%	48.99%	
Nov-06	7	19	36.84%	48.24%	
Dec-06	1	11	9.09%	28.75%	

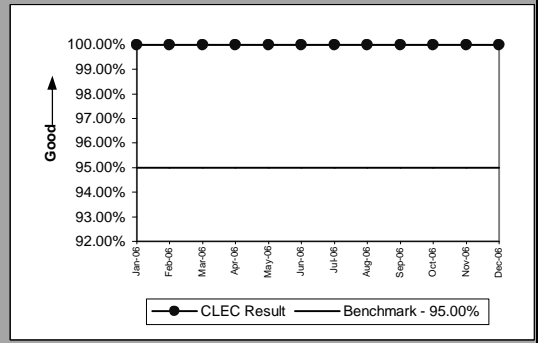


PO-5A-1 - FOCs On Time for Fully Electronic LSRs Received via IMA GUI (Percent)

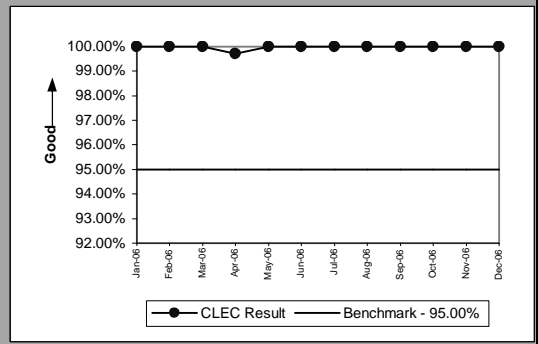
Resale Aggregate(PO-5A-1(a))(Benchmark)					
Date	Numerator	Denominator	CLEC Result	Standard Dev	
Jan-06	439	439	100.00%	0.00%	
Feb-06	423	423	100.00%	0.00%	
Mar-06	704	704	100.00%	0.00%	
Apr-06	1488	1498	99.33%	8.14%	
May-06	1778	1781	99.83%	4.10%	
Jun-06	1495	1495	100.00%	0.00%	
Jul-06	1230	1230	100.00%	0.00%	
Aug-06	1289	1289	100.00%	0.00%	
Sep-06	956	956	100.00%	0.00%	
Oct-06	426	426	100.00%	0.00%	
Nov-06	338	338	100.00%	0.00%	
Dec-06	421	421	100.00%	0.00%	



Unbundled Loop Aggregate(PO-5A-1(b))(Benchmark)					
Date	Numerator	Denominator	CLEC Result	Standard Dev	
Jan-06	469	469	100.00%	0.00%	
Feb-06	443	443	100.00%	0.00%	
Mar-06	445	445	100.00%	0.00%	
Apr-06	399	399	100.00%	0.00%	
May-06	416	416	100.00%	0.00%	
Jun-06	387	387	100.00%	0.00%	
Jul-06	298	298	100.00%	0.00%	
Aug-06	416	416	100.00%	0.00%	
Sep-06	472	472	100.00%	0.00%	
Oct-06	446	446	100.00%	0.00%	
Nov-06	392	392	100.00%	0.00%	
Dec-06	420	420	100.00%	0.00%	



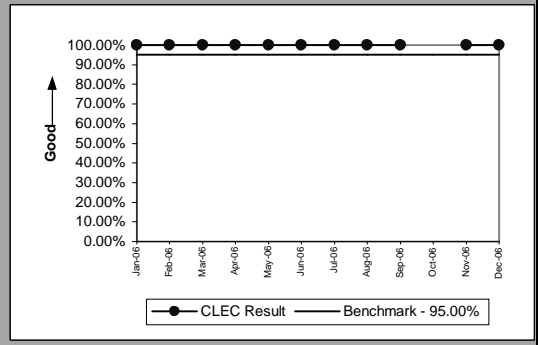
LNP(PO-5A-1(c))(Benchmark)					
Date	Numerator	Denominator	CLEC Result	Standard Dev	
Jan-06	872	872	100.00%	0.00%	
Feb-06	655	655	100.00%	0.00%	
Mar-06	311	311	100.00%	0.00%	
Apr-06	361	362	99.72%	5.25%	
May-06	414	414	100.00%	0.00%	
Jun-06	603	603	100.00%	0.00%	
Jul-06	388	388	100.00%	0.00%	
Aug-06	483	483	100.00%	0.00%	
Sep-06	264	264	100.00%	0.00%	
Oct-06	271	271	100.00%	0.00%	
Nov-06	236	236	100.00%	0.00%	
Dec-06	247	247	100.00%	0.00%	



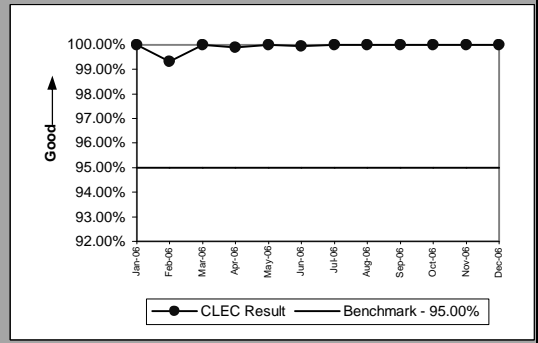


PO-5A-2 - FOCs On Time for Fully Electronic LSRs Received via IMA EDI (Percent)

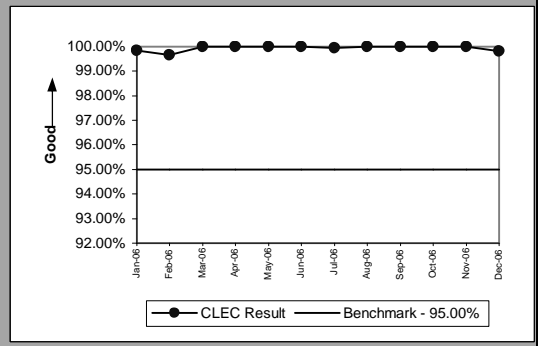
Resale Aggregate(PO-5A-2(a))(Benchmark)					
Date	Numerator	Denominator	CLEC Result	Standard Dev	
Jan-06	34	34	100.00%	0.00%	
Feb-06	8	8	100.00%	0.00%	
Mar-06	9	9	100.00%	0.00%	
Apr-06	11	11	100.00%	0.00%	
May-06	3	3	100.00%	0.00%	
Jun-06	4	4	100.00%	0.00%	
Jul-06	6	6	100.00%	0.00%	
Aug-06	7	7	100.00%	0.00%	
Sep-06	5	5	100.00%	0.00%	
Oct-06					
Nov-06	3	3	100.00%	0.00%	
Dec-06	5	5	100.00%	0.00%	



Unbundled Loop Aggregate(PO-5A-2(b))(Benchmark)					
Date	Numerator	Denominator	CLEC Result	Standard Dev	
Jan-06	945	945	100.00%	0.00%	
Feb-06	1175	1183	99.32%	8.20%	
Mar-06	1306	1306	100.00%	0.00%	
Apr-06	939	940	99.89%	3.26%	
May-06	1622	1622	100.00%	0.00%	
Jun-06	1558	1559	99.94%	2.53%	
Jul-06	1171	1171	100.00%	0.00%	
Aug-06	1227	1227	100.00%	0.00%	
Sep-06	1088	1088	100.00%	0.00%	
Oct-06	1090	1090	100.00%	0.00%	
Nov-06	920	920	100.00%	0.00%	
Dec-06	820	820	100.00%	0.00%	

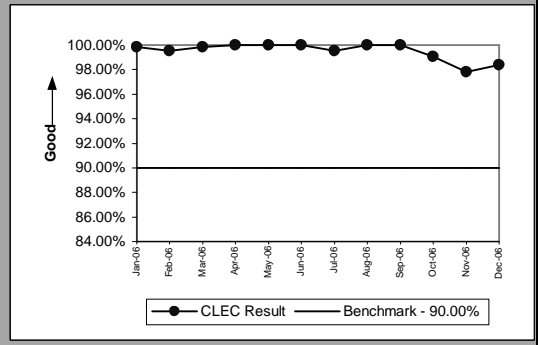


LNP(PO-5A-2(c))(Benchmark)					
Date	Numerator	Denominator	CLEC Result	Standard Dev	
Jan-06	3442	3447	99.85%	3.81%	
Feb-06	3838	3851	99.66%	5.80%	
Mar-06	3974	3974	100.00%	0.00%	
Apr-06	3796	3796	100.00%	0.00%	
May-06	5417	5417	100.00%	0.00%	
Jun-06	7037	7037	100.00%	0.00%	
Jul-06	5326	5329	99.94%	2.37%	
Aug-06	7381	7381	100.00%	0.00%	
Sep-06	7343	7343	100.00%	0.00%	
Oct-06	7021	7021	100.00%	0.00%	
Nov-06	6418	6418	100.00%	0.00%	
Dec-06	5857	5867	99.83%	4.12%	

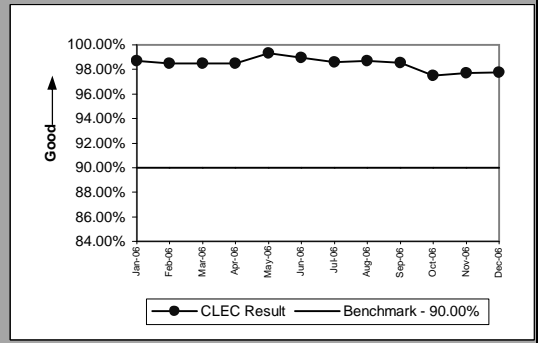


PO-5B-1 - FOCs On Time for Electronic/Manual LSRs Received via IMA GUI (Percent)

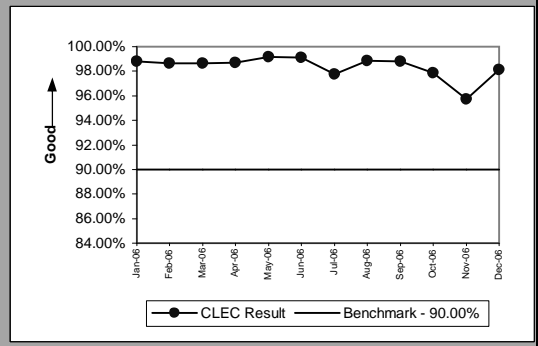
Resale Aggregate(PO-5B-1(a))(Benchmark)					
Date	Numerator	Denominator	CLEC Result	Standard Dev	
Jan-06	2058	2061	99.85%	3.81%	
Feb-06	1915	1924	99.53%	6.82%	
Mar-06	2241	2245	99.82%	4.22%	
Apr-06	645	645	100.00%	0.00%	
May-06	695	695	100.00%	0.00%	
Jun-06	555	555	100.00%	0.00%	
Jul-06	426	428	99.53%	6.82%	
Aug-06	539	539	100.00%	0.00%	
Sep-06	447	447	100.00%	0.00%	
Oct-06	104	105	99.05%	9.71%	
Nov-06	45	46	97.83%	14.58%	
Dec-06	60	61	98.36%	12.70%	



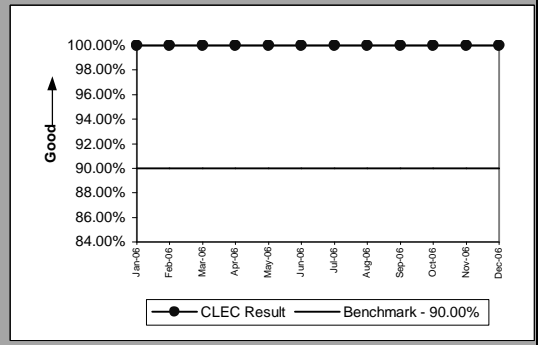
Unbundled Loop Aggregate(PO-5B-1(b))(Benchmark)					
Date	Numerator	Denominator	CLEC Result	Standard Dev	
Jan-06	747	757	98.68%	11.42%	
Feb-06	459	466	98.50%	12.16%	
Mar-06	520	528	98.48%	12.22%	
Apr-06	452	459	98.47%	12.25%	
May-06	428	431	99.30%	8.31%	
Jun-06	482	487	98.97%	10.08%	
Jul-06	484	491	98.57%	11.85%	
Aug-06	526	533	98.69%	11.38%	
Sep-06	411	417	98.56%	11.91%	
Oct-06	429	440	97.50%	15.61%	
Nov-06	383	392	97.70%	14.98%	
Dec-06	390	399	97.74%	14.85%	



Unbundled Loop AGG-EELs(PO-5B-1(b))(Benchmark)					
Date	Numerator	Denominator	CLEC Result	Standard Dev	
Jan-06	819	829	98.79%	10.92%	
Feb-06	503	510	98.63%	11.63%	
Mar-06	588	596	98.66%	11.51%	
Apr-06	524	531	98.68%	11.41%	
May-06	491	495	99.19%	8.95%	
Jun-06	562	567	99.12%	9.35%	
Jul-06	563	576	97.74%	14.85%	
Aug-06	597	604	98.84%	10.70%	
Sep-06	486	492	98.78%	10.98%	
Oct-06	498	509	97.84%	14.54%	
Nov-06	513	536	95.71%	20.27%	
Dec-06	464	473	98.10%	13.66%	



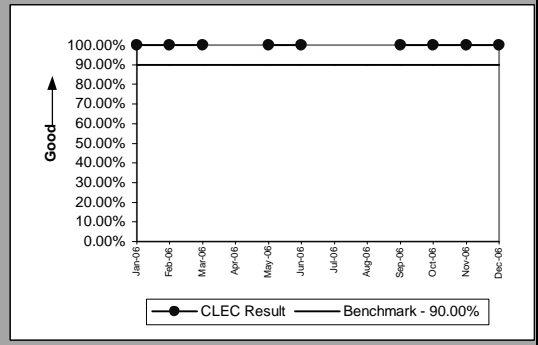
LNP(PO-5B-1(c))(Benchmark)					
Date	Numerator	Denominator	CLEC Result	Standard Dev	
Jan-06	264	264	100.00%	0.00%	
Feb-06	184	184	100.00%	0.00%	
Mar-06	204	204	100.00%	0.00%	
Apr-06	171	171	100.00%	0.00%	
May-06	188	188	100.00%	0.00%	
Jun-06	217	217	100.00%	0.00%	
Jul-06	158	158	100.00%	0.00%	
Aug-06	240	240	100.00%	0.00%	
Sep-06	175	175	100.00%	0.00%	
Oct-06	184	184	100.00%	0.00%	
Nov-06	191	191	100.00%	0.00%	
Dec-06	217	217	100.00%	0.00%	



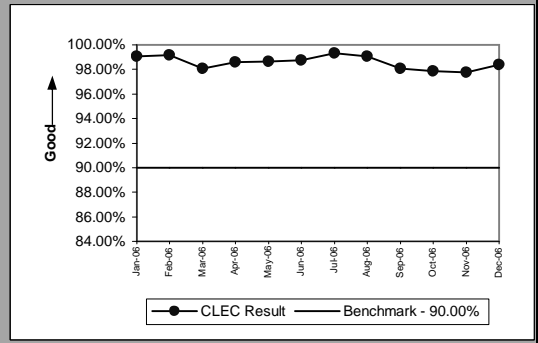
PO-5B-1(b) has the potential to display two graphs. The first graph is UBL loops without EELs and the second graph is UBL loops with EELs.

PO-5B-2 - FOCs On Time for Electronic/Manual LSRs Received via IMA EDI (Percent)

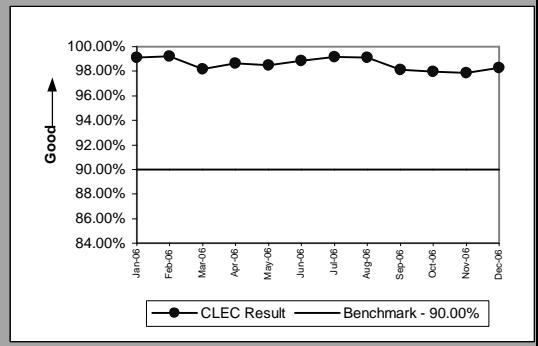
Resale Aggregate(PO-5B-2(a))(Benchmark)					
Date	Numerator	Denominator	CLEC Result	Standard Dev	
Jan-06	4	4	100.00%	0.00%	
Feb-06	1	1	100.00%	0.00%	
Mar-06	2	2	100.00%	0.00%	
Apr-06					
May-06	1	1	100.00%	0.00%	
Jun-06	2	2	100.00%	0.00%	
Jul-06					
Aug-06					
Sep-06	3	3	100.00%	0.00%	
Oct-06	5	5	100.00%	0.00%	
Nov-06	2	2	100.00%	0.00%	
Dec-06	1	1	100.00%	0.00%	



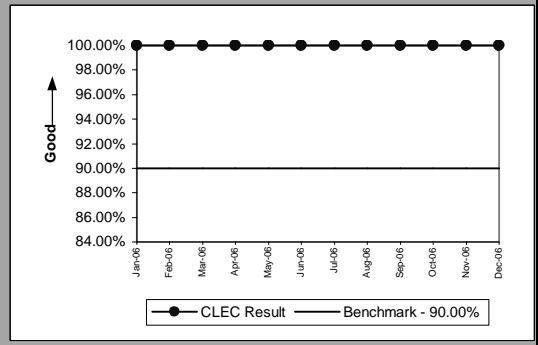
Unbundled Loop Aggregate(PO-5B-2(b))(Benchmark)					
Date	Numerator	Denominator	CLEC Result	Standard Dev	
Jan-06	740	747	99.06%	9.63%	9.63%
Feb-06	816	823	99.15%	9.18%	9.18%
Mar-06	1009	1029	98.06%	13.81%	13.81%
Apr-06	894	907	98.57%	11.89%	11.89%
May-06	1011	1025	98.63%	11.61%	11.61%
Jun-06	1112	1126	98.76%	11.08%	11.08%
Jul-06	909	915	99.34%	8.07%	8.07%
Aug-06	1048	1058	99.05%	9.68%	9.68%
Sep-06	905	923	98.05%	13.83%	13.83%
Oct-06	917	937	97.87%	14.45%	14.45%
Nov-06	1009	1032	97.77%	14.76%	14.76%
Dec-06	782	795	98.36%	12.68%	12.68%



Unbundled Loop AGG-EELs(PO-5B-2(b))(Benchmark)					
Date	Numerator	Denominator	CLEC Result	Standard Dev	
Jan-06	804	811	99.14%	9.25%	9.25%
Feb-06	875	882	99.21%	8.87%	8.87%
Mar-06	1084	1104	98.19%	13.34%	13.34%
Apr-06	964	977	98.67%	11.46%	11.46%
May-06	1115	1132	98.50%	12.16%	12.16%
Jun-06	1222	1236	98.87%	10.58%	10.58%
Jul-06	976	984	99.19%	8.98%	8.98%
Aug-06	1109	1119	99.11%	9.41%	9.41%
Sep-06	944	962	98.13%	13.55%	13.55%
Oct-06	962	982	97.96%	14.13%	14.13%
Nov-06	1055	1078	97.87%	14.45%	14.45%
Dec-06	809	823	98.30%	12.93%	12.93%



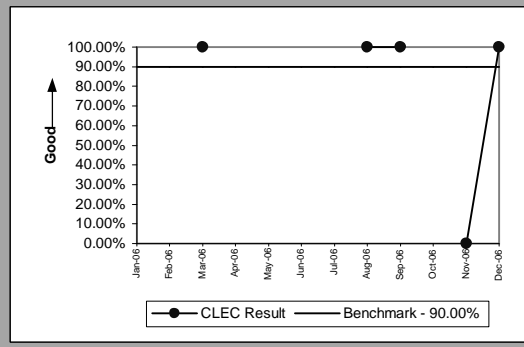
LNP(PO-5B-2(c))(Benchmark)					
Date	Numerator	Denominator	CLEC Result	Standard Dev	
Jan-06	638	638	100.00%	0.00%	
Feb-06	703	703	100.00%	0.00%	
Mar-06	795	795	100.00%	0.00%	
Apr-06	740	740	100.00%	0.00%	
May-06	916	916	100.00%	0.00%	
Jun-06	1283	1283	100.00%	0.00%	
Jul-06	1257	1257	100.00%	0.00%	
Aug-06	1340	1340	100.00%	0.00%	
Sep-06	1552	1552	100.00%	0.00%	
Oct-06	1547	1547	100.00%	0.00%	
Nov-06	1557	1557	100.00%	0.00%	
Dec-06	1609	1609	100.00%	0.00%	



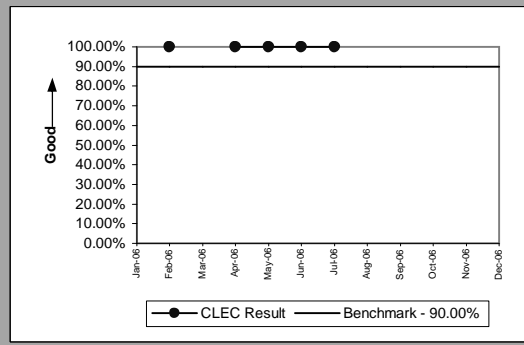
PO-5B-2(b) has the potential to display two graphs. The first graph is UBL loops without EELs and the second graph is UBL loops with EELs.

PO-5C - FOCs on Time for Manual (Percent)

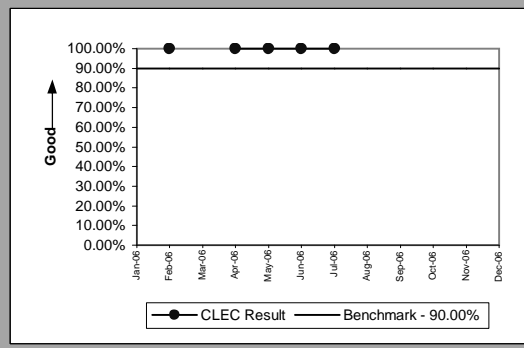
Resale Aggregate(PO-5C-(a))(Benchmark)				
Date	Numerator	Denominator	CLEC Result	Standard Dev
Jan-06				
Feb-06				
Mar-06	1	1	100.00%	0.00%
Apr-06				
May-06				
Jun-06				
Jul-06				
Aug-06	1	1	100.00%	0.00%
Sep-06	3	3	100.00%	0.00%
Oct-06				
Nov-06	0	8	0.00%	0.00%
Dec-06	8	8	100.00%	0.00%



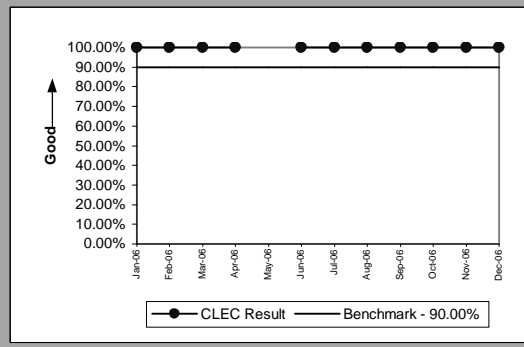
Unbundled Loop Aggregate(PO-5C-(b))(Benchmark)				
Date	Numerator	Denominator	CLEC Result	Standard Dev
Jan-06				
Feb-06	1	1	100.00%	0.00%
Mar-06				
Apr-06	2	2	100.00%	0.00%
May-06	2	2	100.00%	0.00%
Jun-06	1	1	100.00%	0.00%
Jul-06	2	2	100.00%	0.00%
Aug-06				
Sep-06				
Oct-06				
Nov-06				
Dec-06				



Unbundled Loop AGG-EELs(PO-5C-(b))(Benchmark)				
Date	Numerator	Denominator	CLEC Result	Standard Dev
Jan-06				
Feb-06	1	1	100.00%	0.00%
Mar-06				
Apr-06	2	2	100.00%	0.00%
May-06	2	2	100.00%	0.00%
Jun-06	1	1	100.00%	0.00%
Jul-06	2	2	100.00%	0.00%
Aug-06				
Sep-06				
Oct-06				
Nov-06				
Dec-06				



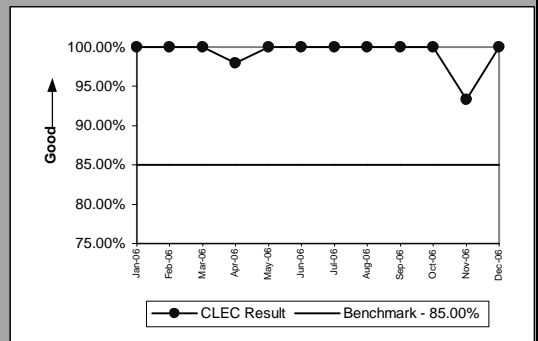
LNP(PO-5C-(c))(Benchmark)				
Date	Numerator	Denominator	CLEC Result	Standard Dev
Jan-06	3	3	100.00%	0.00%
Feb-06	2	2	100.00%	0.00%
Mar-06	2	2	100.00%	0.00%
Apr-06	4	4	100.00%	0.00%
May-06				
Jun-06	4	4	100.00%	0.00%
Jul-06	9	9	100.00%	0.00%
Aug-06	4	4	100.00%	0.00%
Sep-06	6	6	100.00%	0.00%
Oct-06	6	6	100.00%	0.00%
Nov-06	4	4	100.00%	0.00%
Dec-06	2	2	100.00%	0.00%



PO-5C(b) has the potential to display two graphs. The first graph is UBL loops without EELs and the second graph is UBL loops with EELs.

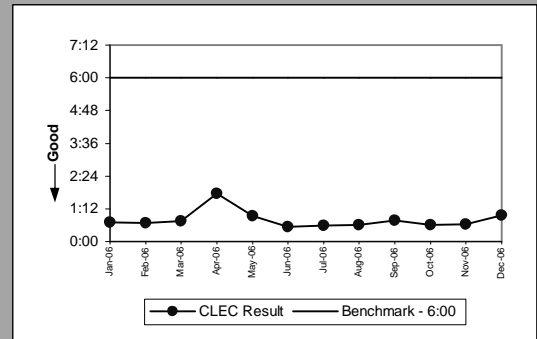
PO-5D - FOCs on Time (Percent)

LIS Trunk(PO-5D)(Benchmark)					
Date	Numerator	Denominator	CLEC Result	Standard Dev	
Jan-06	38	38	100.00%	0.00%	
Feb-06	52	52	100.00%	0.00%	
Mar-06	45	45	100.00%	0.00%	
Apr-06	48	49	97.96%	14.14%	
May-06	43	43	100.00%	0.00%	
Jun-06	47	47	100.00%	0.00%	
Jul-06	55	55	100.00%	0.00%	
Aug-06	47	47	100.00%	0.00%	
Sep-06	40	40	100.00%	0.00%	
Oct-06	147	147	100.00%	0.00%	
Nov-06	28	30	93.33%	24.94%	
Dec-06	67	67	100.00%	0.00%	

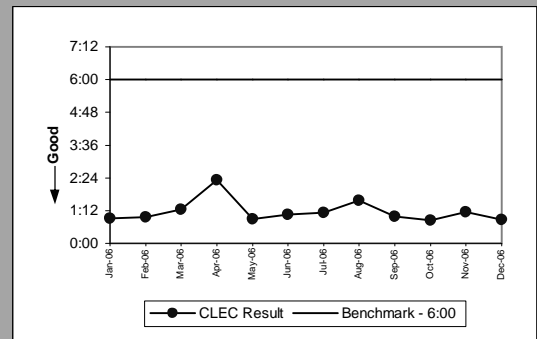


PO-6 - Work Completion Notification Timeliness

Notices Made Available via IMA - GUIAll(Hours and Minutes)(PO-6A)(Benchmark)				
Date	Numerator	Denominator	CLEC Result	
Jan-06		2800:59	4,009	0:42
Feb-06		2576:34	3,804	0:41
Mar-06		3060:57	4,109	0:45
Apr-06		5545:16	3,181	1:45
May-06		3271:24	3,490	0:56
Jun-06		1748:35	3,243	0:32
Jul-06		1599:30	2,705	0:35
Aug-06		1861:42	3,048	0:37
Sep-06		2083:42	2,665	0:47
Oct-06		1138:04	1,865	0:37
Nov-06		943:33	1,476	0:38
Dec-06		1283:48	1,335	0:58

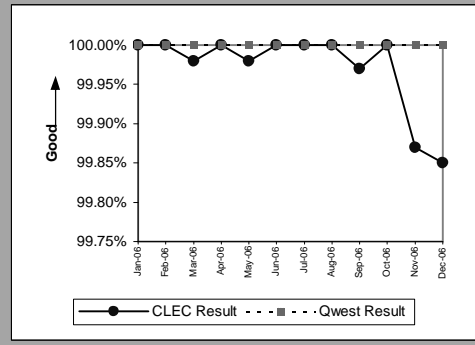


Notices Transmitted via IMA - EDIAll(Hours and Minutes)(PO-6B)(Benchmark)				
Date	Numerator	Denominator	CLEC Result	
Jan-06		4020:15	4,391	0:55
Feb-06		4744:34	4,984	0:57
Mar-06		7391:04	5,984	1:14
Apr-06		10742:39	4,612	2:20
May-06		5502:40	6,152	0:54
Jun-06		8275:04	7,831	1:03
Jul-06		8279:35	7,470	1:07
Aug-06		13051:55	8,347	1:34
Sep-06		7771:04	7,899	0:59
Oct-06		7689:36	9,296	0:50
Nov-06		8697:21	7,509	1:09
Dec-06		5754:34	6,700	0:52

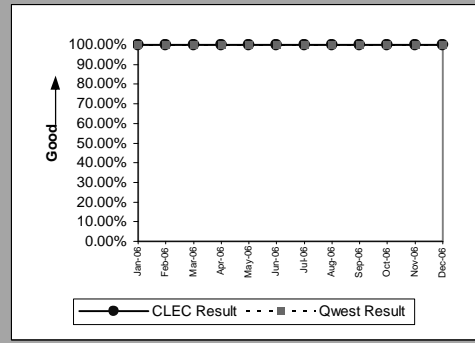


PO-7 - Billing Completion Notification Timeliness

Notices Made Available via IMA - GUI / Billing System Posting CompletionsAll(Percent)(PO-7A,C)(Parity)									
Date	Numerator	Denominator	CLEC Result	CLEC Std Dev	Qwest Num	Qwest Denom	Qwest Result	Mod Z Scr	Parity Scr
Jan-06	5244	5244	100.00%	0.00%	266218	266218	100.00%		
Feb-06	4805	4805	100.00%	0.00%	235940	235940	100.00%		
Mar-06	5334	5335	99.98%	1.37%	260187	260187	100.00%		
Apr-06	3869	3869	100.00%	0.00%	213545	213545	100.00%		
May-06	4377	4378	99.98%	1.51%	240116	240116	100.00%		
Jun-06	4016	4016	100.00%	0.00%	259646	259646	100.00%		
Jul-06	3509	3509	100.00%	0.00%	243598	243598	100.00%		
Aug-06	4015	4015	100.00%	0.00%	249188	249188	100.00%		
Sep-06	3424	3425	99.97%	1.71%	224657	224657	100.00%		
Oct-06	2617	2617	100.00%	0.00%	241857	241857	100.00%		
Nov-06	2269	2272	99.87%	3.63%	234947	234947	100.00%		
Dec-06	1970	1973	99.85%	3.90%	230734	230734	100.00%		

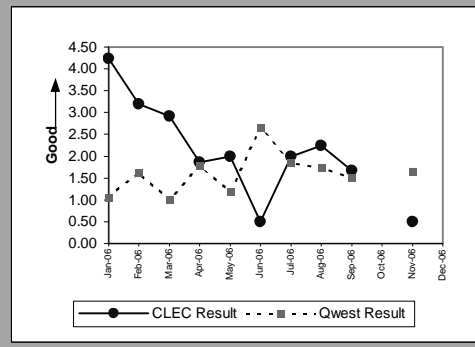


Notices Transmitted via IMA - EDI / Billing System Posting CompletionsAll(Percent)(PO-7B,C)(Parity)									
Date	Numerator	Denominator	CLEC Result	CLEC Std Dev	Qwest Num	Qwest Denom	Qwest Result	Mod Z Scr	Parity Scr
Jan-06	495	495	100.00%	0.00%	266218	266218	100.00%		
Feb-06	411	411	100.00%	0.00%	235940	235940	100.00%		
Mar-06	794	794	100.00%	0.00%	260187	260187	100.00%		
Apr-06	559	559	100.00%	0.00%	213545	213545	100.00%		
May-06	668	668	100.00%	0.00%	240116	240116	100.00%		
Jun-06	666	666	100.00%	0.00%	259646	259646	100.00%		
Jul-06	597	597	100.00%	0.00%	243598	243598	100.00%		
Aug-06	711	711	100.00%	0.00%	249188	249188	100.00%		
Sep-06	595	595	100.00%	0.00%	224657	224657	100.00%		
Oct-06	529	529	100.00%	0.00%	241857	241857	100.00%		
Nov-06	653	653	100.00%	0.00%	234947	234947	100.00%		
Dec-06	489	489	100.00%	0.00%	230734	230734	100.00%		

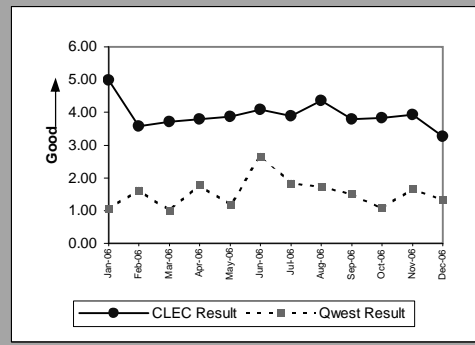


PO-8 - Jeopardy Notice Interval

Non-Designed Services(Whole Number)(PO-8A)(Parity)									
Date	CLEC Num	CLEC Denom	CLEC Result	CLEC Std Dev	Qwest Num	Qwest Denom	Qwest Result	Mod Z Scr	Parity Score
Jan-06	55	13	4.23	2.45	69	66	1.05	-8.689389	-6.282773
Feb-06	16	5	3.20	1.64	84	52	1.62	-1.515579	-1.921406
Mar-06	38	13	2.92	3.48	66	67	0.99	-6.444415	-4.917926
Apr-06	13	7	1.86	1.46	110	62	1.77	-0.062546	-1.038025
May-06	22	11	2	1.79	92	78	1.18	-2.15626	-2.310913
Jun-06	1	2	0.50	0.71	245	92	2.66	0.745752	-0.397906
Jul-06	12	6	2	1.10	127	69	1.84	-0.10476	-1.06369
Aug-06	9	4	2.25	0.50	150	86	1.74	-0.282388	-1.17168
Sep-06	10	6	1.67	2.07	80	53	1.51	-0.135525	-1.082393
Oct-06									
Nov-06	1	2	0.50	0.71	118	71	1.66	0.688453	0.134627
Dec-06									



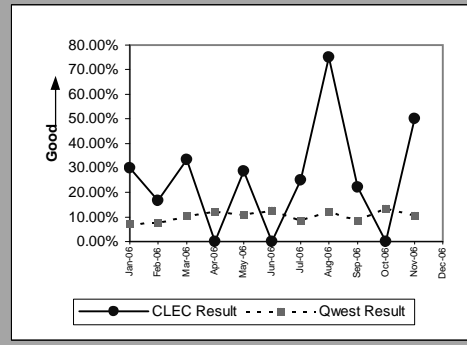
Unbundled Loops and Number Portability(Whole Number)(PO-8B)(Parity)									
Date	CLEC Num	CLEC Denom	CLEC Result	CLEC Std Dev	Qwest Num	Qwest Denom	Qwest Result	Mod Z Scr	Parity Score
Jan-06	623	125	4.98	15.56	69	66	1.05	-21.42658	-14.02644
Feb-06	347	97	3.58	2.36	84	52	1.62	-5.111924	-4.107829
Mar-06	301	81	3.72	2.65	66	67	0.99	-16.66602	-11.13222
Apr-06	375	99	3.79	2.09	110	62	1.77	-3.738153	-3.272635
May-06	452	117	3.86	1.80	92	78	1.18	-15.53938	-10.44727
Jun-06	405	99	4.09	1.95	245	92	2.66	-2.429778	-2.4772
Jul-06	288	74	3.89	2.14	127	69	1.84	-3.428366	-3.084298
Aug-06	352	81	4.35	2.29	150	86	1.74	-4.797934	-3.916936
Sep-06	269	71	3.79	2.28	80	53	1.51	-4.661731	-3.834131
Oct-06	475	124	3.83	1.97	81	75	1.08	-16.72681	-11.16918
Nov-06	350	89	3.93	2.58	118	71	1.66	-6.061825	-4.685328
Dec-06	241	74	3.26	2.23	79	60	1.32	-4.241644	-3.578736



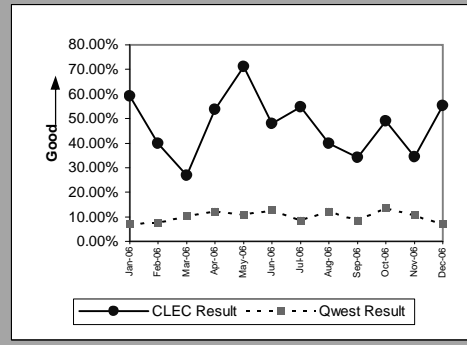


PO-9 - Timely Jeopardy Notices

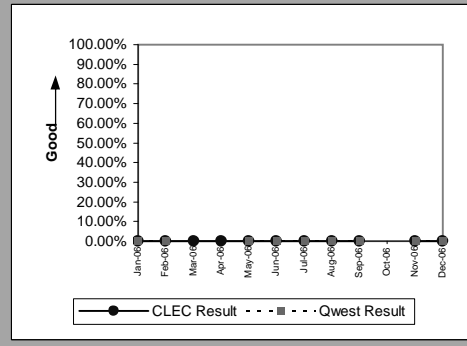
Non-Designed Services(PO-9A)(Parity)									
Date	CLEC Num	CLEC Denom	CLEC Result	CLEC Std Dev	Qwest Num	Qwest Denom	Qwest Result	Mod Z Scr	Parity Score
Jan-06	3	10	30.00%	45.83%	33	452	7.30%	-2.729176	-2.659221
Feb-06	1	6	16.67%	37.27%	24	314	7.64%	-0.824059	-1.500993
Mar-06	2	6	33.33%	47.14%	34	330	10.30%	-1.83904	-2.118057
Apr-06	0	3	0.00%	0.00%	29	238	12.18%	0.64116	-0.750883
May-06	2	7	28.57%	45.18%	28	254	11.02%	-1.462409	-1.889082
Jun-06	0	3	0.00%	0.00%	40	311	12.86%	0.662249	-0.735768
Jul-06	1	4	25.00%	43.30%	24	277	8.66%	-1.153107	-1.701039
Aug-06	3	4	75.00%	43.30%	33	269	12.27%	-3.796257	-3.30796
Sep-06	2	9	22.22%	41.57%	20	234	8.55%	-1.439972	-1.875441
Oct-06	0	2	0.00%	0.00%	35	257	13.62%	0.559357	-0.814053
Nov-06	1	2	50.00%	50.00%	30	278	10.79%	-1.780731	-2.082608
Dec-06									



Unbundled Loops and Number Portability(PO-9B)(Parity)									
Date	CLEC Num	CLEC Denom	CLEC Result	CLEC Std Dev	Qwest Num	Qwest Denom	Qwest Result	Mod Z Scr	Parity Score
Jan-06	29	49	59.18%	49.15%	33	452	7.30%	-13.26008	-9.061556
Feb-06	12	30	40.00%	48.99%	24	314	7.64%	-6.372874	-4.874432
Mar-06	14	52	26.92%	44.36%	34	330	10.30%	-3.664273	-3.22772
Apr-06	29	54	53.70%	49.86%	29	238	12.18%	-8.420616	-6.119371
May-06	27	38	71.05%	45.35%	28	254	11.02%	-11.01993	-7.699643
Jun-06	24	50	48.00%	49.96%	40	311	12.86%	-6.888706	-5.188036
Jul-06	17	31	54.84%	49.77%	24	277	8.66%	-8.666844	-6.269067
Aug-06	18	45	40.00%	48.99%	33	269	12.27%	-5.248599	-4.190922
Sep-06	15	44	34.09%	47.40%	20	234	8.55%	-5.560234	-4.380382
Oct-06	28	57	49.12%	49.99%	35	257	13.62%	-7.070346	-5.298465
Nov-06	22	64	34.38%	47.50%	30	278	10.79%	-5.48237	-4.333045
Dec-06	26	47	55.32%	49.72%	20	285	7.02%	-12.01077	-8.302029

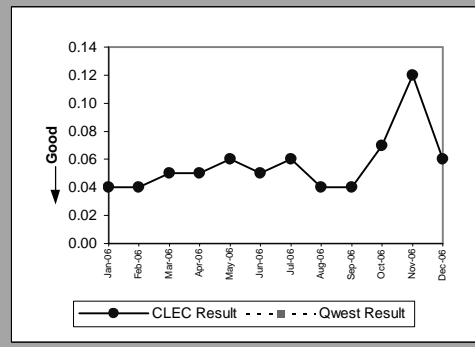


LIS Trunk(PO-9C)(Parity)									
Date	CLEC Num	CLEC Denom	CLEC Result	CLEC Std Dev	Qwest Num	Qwest Denom	Qwest Result	Mod Z Scr	Parity Score
Jan-06	0	1	0.00%	0.00%	0	6	0.00%		
Feb-06	0	5	0.00%	0.00%	0	2	0.00%		
Mar-06	0	1	0.00%	0.00%					
Apr-06	0	1	0.00%	0.00%					
May-06	0	1	0.00%	0.00%	0	2	0.00%		
Jun-06	0	4	0.00%	0.00%	0	1	0.00%		
Jul-06	0	2	0.00%	0.00%	0	3	0.00%		
Aug-06	0	2	0.00%	0.00%	0	4	0.00%		
Sep-06	0	1	0.00%	0.00%	0	3	0.00%		
Oct-06									
Nov-06	0	2	0.00%	0.00%	0	6	0.00%		
Dec-06	0	1	0.00%	0.00%	0	1	0.00%		



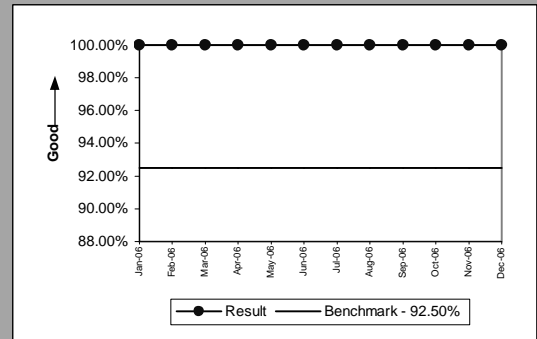
PO-15 - Number of Due Date Changes per Order

All(PO-15)(Diagnostic)									
Date	CLEC Num	CLEC Denom	CLEC Result	CLEC Std Dev	Qwest Num	Qwest Denom	Qwest Result	Mod Z Scr	Parity Score
Jan-06	171	4482	0.04	0.21					
Feb-06	163	4441	0.04	0.19					
Mar-06	262	5749	0.05	0.24					
Apr-06	200	3979	0.05	0.25					
May-06	237	4259	0.06	0.26					
Jun-06	244	4965	0.05	0.23					
Jul-06	252	3931	0.06	0.26					
Aug-06	152	3920	0.04	0.21					
Sep-06	130	3210	0.04	0.22					
Oct-06	152	2311	0.07	0.28					
Nov-06	255	2206	0.12	0.36					
Dec-06	101	1758	0.06	0.25					



PO-16 - Timely Release Notifications

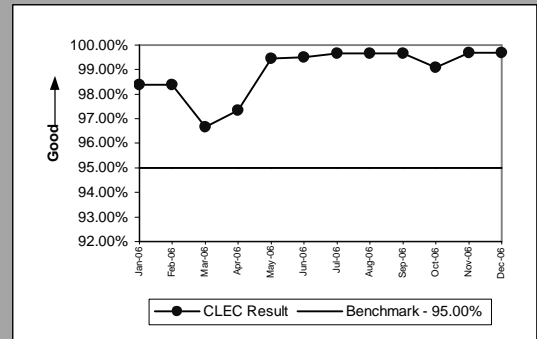
(PO-16)(Percent)(Benchmark)				
Date	Numerator	Denominator	Result	
Jan-06	1	1	100.00%	
Feb-06	2	2	100.00%	
Mar-06	2	2	100.00%	
Apr-06	0	0	100.00%	
May-06	0	0	100.00%	
Jun-06	2	2	100.00%	
Jul-06	1	1	100.00%	
Aug-06	0	0	100.00%	
Sep-06	2	2	100.00%	
Oct-06	0	0	100.00%	
Nov-06	0	0	100.00%	
Dec-06	0	0	100.00%	



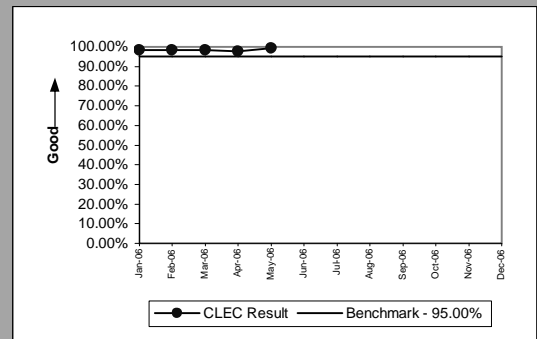
If the release notifications are less than 10 in the reporting month, the standard is 1 miss

PO-19 - Stand-Alone Test Environment (SATE) Accuracy

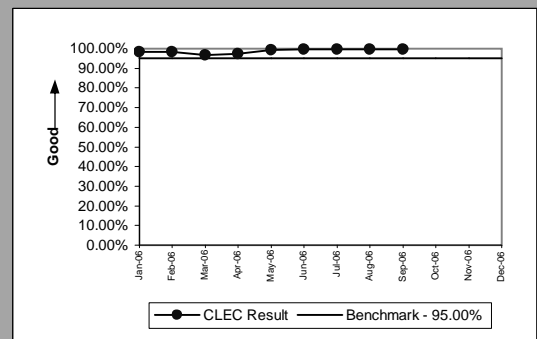
(PO-19) (Percent)(Benchmark)				
Date	CLEC Num	CLEC Denom	CLEC Result	
Jan-06		609	619	98.38%
Feb-06		609	619	98.38%
Mar-06		871	901	96.67%
Apr-06		877	901	97.34%
May-06		896	901	99.45%
Jun-06		612	615	99.51%
Jul-06		613	615	99.67%
Aug-06		613	615	99.67%
Sep-06		613	615	99.67%
Oct-06		332	335	99.10%
Nov-06		334	335	99.70%
Dec-06		334	335	99.70%



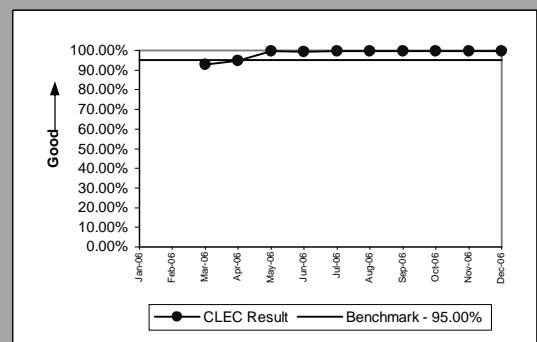
(PO-19) Rel. 17.0(Percent)(Benchmark)				
Date	CLEC Num	CLEC Denom	CLEC Result	
Jan-06		277	282	98.23%
Feb-06		277	282	98.23%
Mar-06		277	282	98.23%
Apr-06		276	282	97.87%
May-06		280	282	99.29%
Jun-06				
Jul-06				
Aug-06				
Sep-06				
Oct-06				
Nov-06				
Dec-06				



(PO-19) Rel. 18.0(Percent)(Benchmark)				
Date	CLEC Num	CLEC Denom	CLEC Result	
Jan-06		277	282	98.23%
Feb-06		277	282	98.23%
Mar-06		273	282	96.81%
Apr-06		275	282	97.52%
May-06		280	282	99.29%
Jun-06		279	280	99.64%
Jul-06		279	280	99.64%
Aug-06		279	280	99.64%
Sep-06		279	280	99.64%
Oct-06				
Nov-06				
Dec-06				

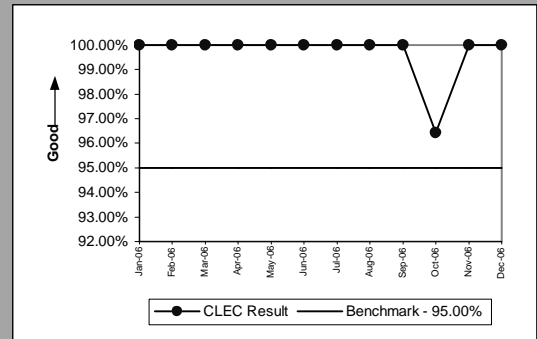


(PO-19) Rel. 19.0(Percent)(Benchmark)				
Date	CLEC Num	CLEC Denom	CLEC Result	
Jan-06				
Feb-06				
Mar-06		262	282	92.91%
Apr-06		267	282	94.68%
May-06		281	282	99.65%
Jun-06		277	279	99.28%
Jul-06		278	279	99.64%
Aug-06		278	279	99.64%
Sep-06		278	279	99.64%
Oct-06		278	279	99.64%
Nov-06		278	279	99.64%
Dec-06		278	279	99.64%

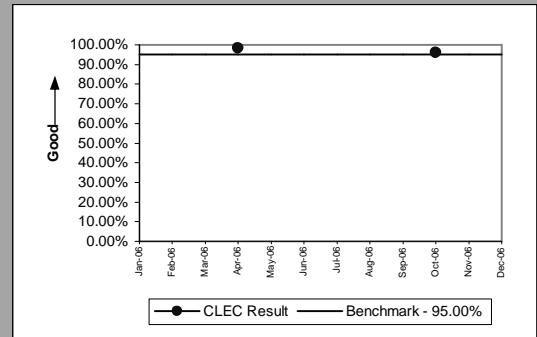


PO-19 - Stand-Alone Test Environment (SATE) Accuracy

(PO-19)Rel. VICKI(Percent)(Benchmark)				
Date	CLEC Num	CLEC Denom	CLEC Result	
Jan-06		55	55	100.00%
Feb-06		55	55	100.00%
Mar-06		55	55	100.00%
Apr-06		55	55	100.00%
May-06		55	55	100.00%
Jun-06		56	56	100.00%
Jul-06		56	56	100.00%
Aug-06		56	56	100.00%
Sep-06		56	56	100.00%
Oct-06		54	56	96.43%
Nov-06		56	56	100.00%
Dec-06		56	56	100.00%

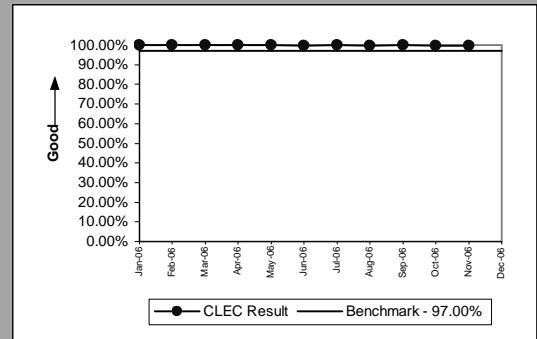


(PO-19B) (Percent)(Benchmark)			
Date	CLEC Num	CLEC Denom	CLEC Result
Jan-06			
Feb-06			
Mar-06			
Apr-06	165	168	98.21%
May-06			
Jun-06			
Jul-06			
Aug-06			
Sep-06			
Oct-06	168	175	96.00%
Nov-06			
Dec-06			

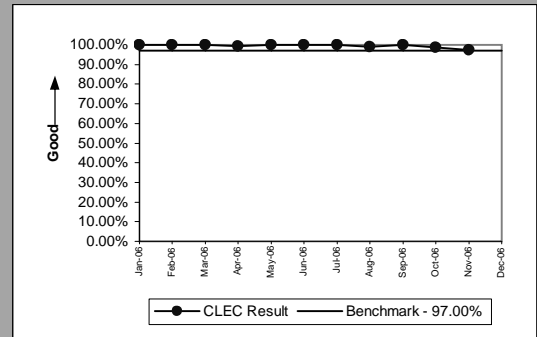


PO-20 (Expanded) Manual Service Order Accuracy (Phase 1)

Unbundled Loops(Benchmark)				
Date	CLEC Num	CLEC Denom	CLEC Result	
Jan-06		979	979	100.00%
Feb-06		638	638	100.00%
Mar-06		885	886	99.89%
Apr-06		484	484	100.00%
May-06		521	521	100.00%
Jun-06		630	633	99.53%
Jul-06		710	710	100.00%
Aug-06		756	758	99.74%
Sep-06		545	545	100.00%
Oct-06		536	537	99.81%
Nov-06		674	676	99.70%
Dec-06				

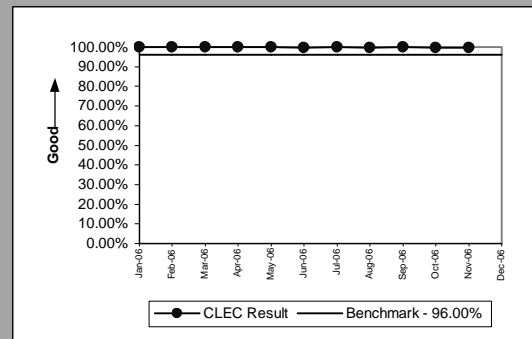


Resale & UNE-P (POTS)(Benchmark)				
Date	CLEC Num	CLEC Denom	CLEC Result	
Jan-06		1800	1800	100.00%
Feb-06		1891	1892	99.95%
Mar-06		2141	2142	99.95%
Apr-06		367	369	99.46%
May-06		505	505	100.00%
Jun-06		398	398	100.00%
Jul-06		284	284	100.00%
Aug-06		393	397	98.99%
Sep-06		341	341	100.00%
Oct-06		80	81	98.77%
Nov-06		36	37	97.30%
Dec-06				

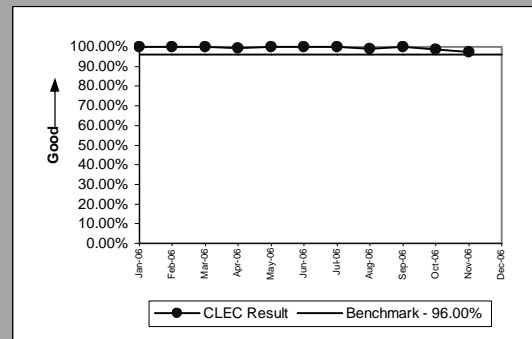


PO-20 (Expanded) Manual Service Order Accuracy (Phase 2)

Unbundled Loops(Benchmark)				
Date	CLEC Num	CLEC Denom	CLEC Result	
Jan-06		979	979	100.00%
Feb-06		638	638	100.00%
Mar-06		885	886	99.89%
Apr-06		484	484	100.00%
May-06		521	521	100.00%
Jun-06		630	633	99.53%
Jul-06		710	710	100.00%
Aug-06		756	758	99.74%
Sep-06		545	545	100.00%
Oct-06		536	537	99.81%
Nov-06		674	676	99.70%
Dec-06				

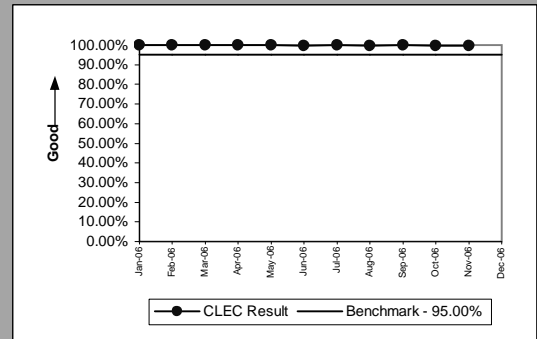


Resale & UNE-P (POTS)(Benchmark)				
Date	CLEC Num	CLEC Denom	CLEC Result	
Jan-06		1800	1800	100.00%
Feb-06		1891	1892	99.95%
Mar-06		2141	2142	99.95%
Apr-06		367	369	99.46%
May-06		505	505	100.00%
Jun-06		398	398	100.00%
Jul-06		284	284	100.00%
Aug-06		393	397	98.99%
Sep-06		341	341	100.00%
Oct-06		80	81	98.77%
Nov-06		36	37	97.30%
Dec-06				

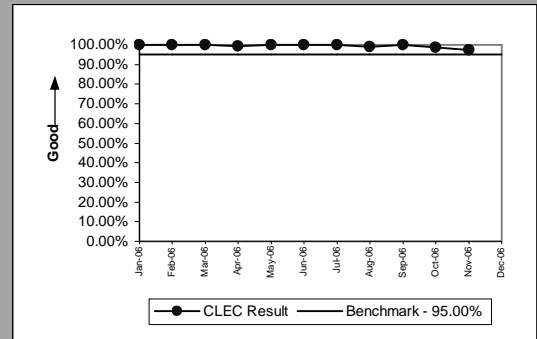


PO-20 (Expanded) Manual Service Order Accuracy (Phase 3)

Unbundled Loops(Benchmark)				
Date	CLEC Num	CLEC Denom	CLEC Result	
Jan-06		979	979	100.00%
Feb-06		638	638	100.00%
Mar-06		885	886	99.89%
Apr-06		484	484	100.00%
May-06		521	521	100.00%
Jun-06		630	633	99.53%
Jul-06		710	710	100.00%
Aug-06		756	758	99.74%
Sep-06		545	545	100.00%
Oct-06		536	537	99.81%
Nov-06		674	676	99.70%
Dec-06				



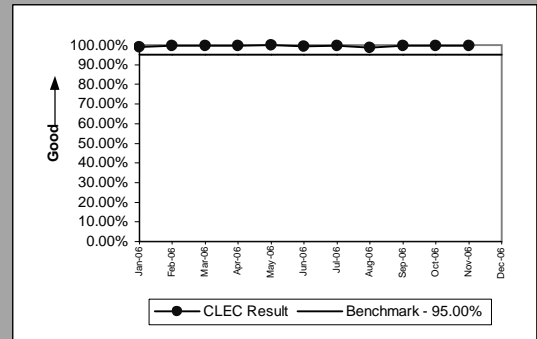
Resale & UNE-P (POTS)(Benchmark)				
Date	CLEC Num	CLEC Denom	CLEC Result	
Jan-06	1800	1800		100.00%
Feb-06	1891	1892		99.95%
Mar-06	2141	2142		99.95%
Apr-06	367	369		99.46%
May-06	505	505		100.00%
Jun-06	398	398		100.00%
Jul-06	284	284		100.00%
Aug-06	393	397		98.99%
Sep-06	341	341		100.00%
Oct-06	80	81		98.77%
Nov-06	36	37		97.30%
Dec-06				



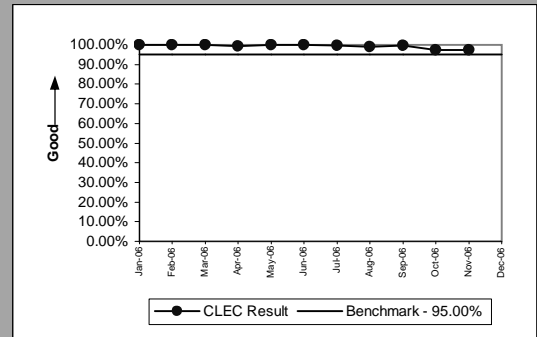


PO-20 (Expanded) Manual Service Order Accuracy (Phase 4)

Unbundled Loops(Benchmark)				
Date	CLEC Num	CLEC Denom	CLEC Result	
Jan-06		969	979	98.98%
Feb-06		636	638	99.69%
Mar-06		883	886	99.66%
Apr-06		483	484	99.79%
May-06		521	521	100.00%
Jun-06		629	633	99.37%
Jul-06		708	710	99.72%
Aug-06		747	758	98.55%
Sep-06		544	545	99.82%
Oct-06		536	537	99.81%
Nov-06		673	676	99.56%
Dec-06				

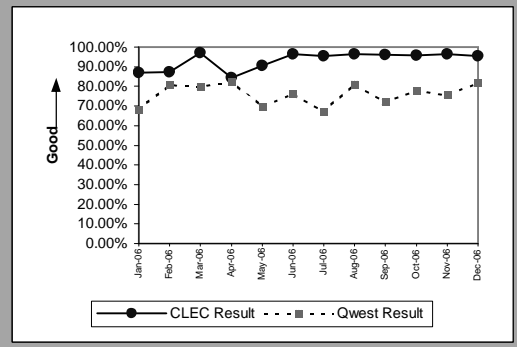


Resale & UNE-P (POTS)(Benchmark)				
Date	CLEC Num	CLEC Denom	CLEC Result	
Jan-06		1798	1800	99.89%
Feb-06		1890	1892	99.89%
Mar-06		2141	2142	99.95%
Apr-06		366	369	99.19%
May-06		505	505	100.00%
Jun-06		398	398	100.00%
Jul-06		283	284	99.65%
Aug-06		393	397	98.99%
Sep-06		340	341	99.71%
Oct-06		79	81	97.53%
Nov-06		36	37	97.30%
Dec-06				



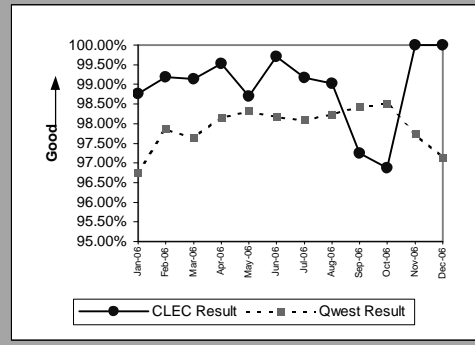
OP-2 - Calls Answered within Twenty Seconds - Interconnect Provisioning Center

Calls Answered within Twenty Seconds - Interconnect Provisioning Center(Percent)(OP-2)(Parity)						
Date	CLEC Num	CLEC Denom	CLEC Result	Qwest Num	Qwest Denom	Qwest Result
Jan-06	11056	12697	87.08%	1456403	2138668	68.10%
Feb-06	11041	12645	87.32%	1454268	1801761	80.71%
Mar-06	11976	12334	97.10%	1664807	2084376	79.87%
Apr-06	9400	11161	84.22%	1495959	1812456	82.54%
May-06	10235	11313	90.47%	1376325	1978530	69.56%
Jun-06	10129	10521	96.27%	1601337	2101997	76.18%
Jul-06	9643	10105	95.43%	1367722	2034508	67.23%
Aug-06	11115	11535	96.36%	1794415	2214418	81.03%
Sep-06	9208	9587	96.05%	1423938	1981781	71.85%
Oct-06	9509	9915	95.91%	1598316	2056859	77.71%
Nov-06	8618	8942	96.38%	1415692	1875492	75.48%
Dec-06	8287	8694	95.32%	1389396	1701345	81.66%

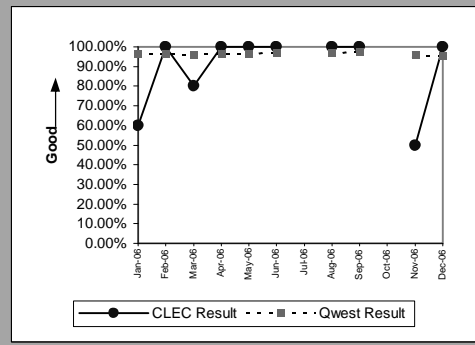


OP-3A - Installation Commitments Met (Percent) - Dispatches within MSAs

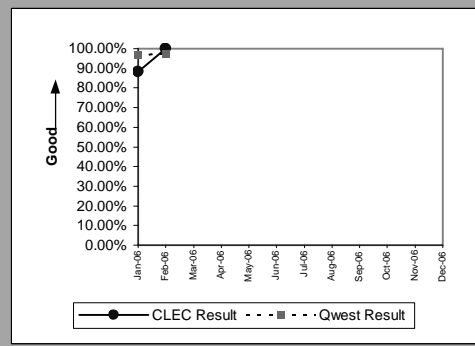
Residence(Parity)									
Date	CLEC Num	CLEC Denom	CLEC Result	CLEC Std Dev	Qwest Num	Qwest Denom	Qwest Result	Mod Z Scr	Parity Scr
Jan-06	481	487	98.77%	11.03%	6856	7087	96.74%	-2.437281	-2.481762
Feb-06	365	368	99.18%	8.99%	6408	6548	97.86%	-1.707031	-2.037801
Mar-06	458	462	99.13%	9.26%	7417	7596	97.64%	-2.050856	-2.246832
Apr-06	423	425	99.53%	6.84%	6497	6619	98.16%	-2.039285	-2.239797
May-06	453	459	98.69%	11.36%	7315	7439	98.33%	-0.584176	-1.355154
Jun-06	334	335	99.70%	5.46%	7827	7972	98.18%	-2.039932	-2.24019
Jul-06	238	240	99.17%	9.09%	6592	6720	98.10%	-1.193176	-1.7254
Aug-06	305	308	99.03%	9.82%	7638	7775	98.24%	-1.03094	-1.626767
Sep-06	248	255	97.25%	16.34%	7073	7186	98.43%	1.479083	-0.158916
Oct-06	62	64	96.88%	17.40%	7308	7418	98.52%	1.082233	-0.388997
Nov-06	12	12	100.00%	0.00%	5959	6097	97.74%	-0.526643	-1.320176
Dec-06	7	7	100.00%	0.00%	5308	5465	97.13%	-0.454732	-1.276457



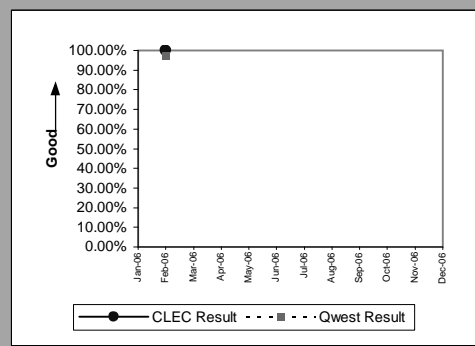
Business(Parity)									
Date	CLEC Num	CLEC Denom	CLEC Result	CLEC Std Dev	Qwest Num	Qwest Denom	Qwest Result	Mod Z Scr	Parity Scr
Jan-06	3	5	60.00%	48.99%	2190	2275	96.26%	4.271011	0.515099
Feb-06	2	2	100.00%	0.00%	2062	2137	96.49%	-0.269587	-1.163897
Mar-06	4	5	80.00%	40.00%	2269	2359	96.18%	1.887221	-0.202801
Apr-06	7	7	100.00%	0.00%	2079	2146	96.88%	-0.47419	-1.288287
May-06	3	3	100.00%	0.00%	2381	2460	96.79%	-0.315304	-1.191691
Jun-06	3	3	100.00%	0.00%	2420	2490	97.19%	-0.294402	-1.178984
Jul-06									
Aug-06	4	4	100.00%	0.00%	2412	2484	97.10%	-0.345269	-1.209909
Sep-06	4	4	100.00%	0.00%	2271	2335	97.26%	-0.335459	-1.203945
Oct-06									
Nov-06	1	2	50.00%	50.00%	1813	1889	95.98%	3.307115	0.066065
Dec-06	2	2	100.00%	0.00%	1649	1730	95.32%	-0.313254	-1.190445



Qwest DSL(Parity)									
Date	CLEC Num	CLEC Denom	CLEC Result	CLEC Std Dev	Qwest Num	Qwest Denom	Qwest Result	Mod Z Scr	Parity Scr
Jan-06	15	17	88.24%	32.22%	5208	5359	97.18%	2.225741	0.028625
Feb-06	1	1	100.00%	0.00%	4096	4206	97.38%	-0.163857	-1.099618
Mar-06									
Apr-06									
May-06									
Jun-06									
Jul-06									
Aug-06									
Sep-06									
Oct-06									
Nov-06									
Dec-06									

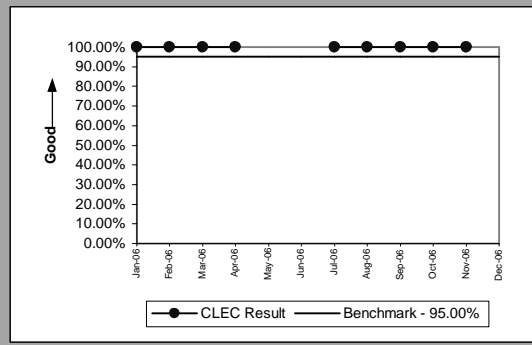


UNE - P (POTS)(Parity)									
Date	CLEC Num	CLEC Denom	CLEC Result	CLEC Std Dev	Qwest Num	Qwest Denom	Qwest Result	Mod Z Scr	Parity Scr
Jan-06									
Feb-06	2	2	100.00%	0.00%	8470	8685	97.52%	-0.22529	-1.136967
Mar-06									
Apr-06									
May-06									
Jun-06									
Jul-06									
Aug-06									
Sep-06									
Oct-06									
Nov-06									
Dec-06									



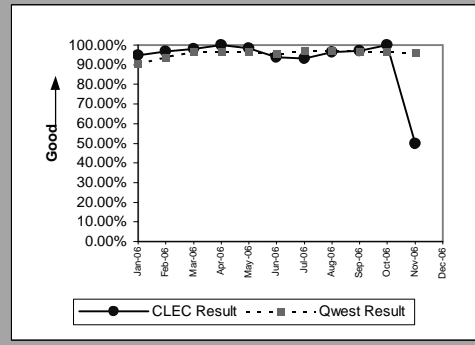
OP-3A - Installation Commitments Met (Percent) - Dispatches within MSAs

Line Splitting					
Date	Numerator	Denominator	CLEC Result	Standard Dev	
Jan-06	2	2	100.00%	0.00%	
Feb-06	6	6	100.00%	0.00%	
Mar-06	6	6	100.00%	0.00%	
Apr-06	3	3	100.00%	0.00%	
May-06					
Jun-06					
Jul-06	2	2	100.00%	0.00%	
Aug-06	2	2	100.00%	0.00%	
Sep-06	2	2	100.00%	0.00%	
Oct-06	3	3	100.00%	0.00%	
Nov-06	4	4	100.00%	0.00%	
Dec-06					

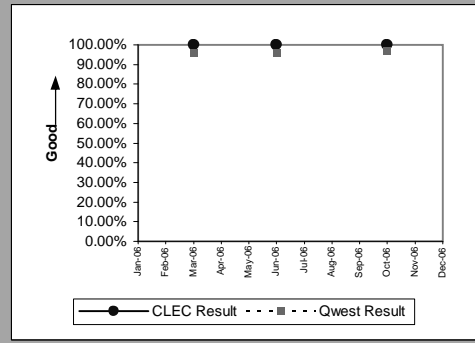


OP-3B - Installation Commitments Met (Percent) - Dispatches outside MSAs

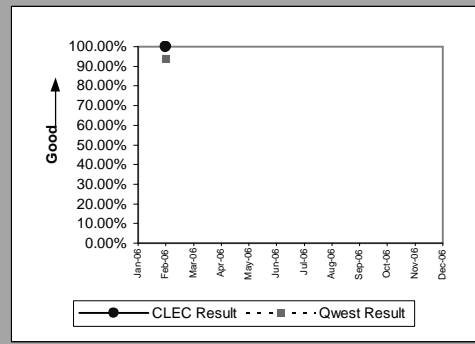
Residence(Parity)									
Date	CLEC Num	CLEC Denom	CLEC Result	CLEC Std Dev	Qwest Num	Qwest Denom	Qwest Result	Mod Z Scr	Parity Scr
Jan-06	54	57	94.74%	22.33%	1017	1122	90.64%	-1.035577	-1.629586
Feb-06	57	59	96.61%	18.10%	989	1054	93.83%	-0.862947	-1.524635
Mar-06	54	55	98.18%	13.36%	1226	1269	96.61%	-0.630139	-1.383097
Apr-06	61	61	100.00%	0.00%	1045	1079	96.85%	-1.37058	-1.833254
May-06	58	59	98.31%	12.91%	1152	1194	96.48%	-0.741848	-1.451011
Jun-06	31	33	93.94%	23.86%	1323	1385	95.52%	0.434903	-0.708523
Jul-06	27	29	93.10%	25.34%	1160	1194	97.15%	1.295297	-0.30362
Aug-06	26	27	96.30%	18.89%	1376	1413	97.38%	0.349783	-0.757897
Sep-06	32	33	96.97%	17.14%	1226	1268	96.69%	-0.089367	-1.054331
Oct-06	4	4	100.00%	0.00%	1265	1310	96.56%	-0.376642	-1.228982
Nov-06	1	2	50.00%	50.00%	1180	1226	96.25%	3.438937	0.085465
Dec-06									



Business(Parity)									
Date	CLEC Num	CLEC Denom	CLEC Result	CLEC Std Dev	Qwest Num	Qwest Denom	Qwest Result	Mod Z Scr	Parity Scr
Jan-06									
Feb-06									
Mar-06	5	5	100.00%	0.00%	285	297	95.96%	-0.455017	-1.276631
Apr-06									
May-06									
Jun-06	1	1	100.00%	0.00%	348	362	96.13%	-0.200297	-1.121772
Jul-06									
Aug-06									
Sep-06									
Oct-06	1	1	100.00%	0.00%	268	276	97.10%	-0.172462	-1.104849
Nov-06									
Dec-06									

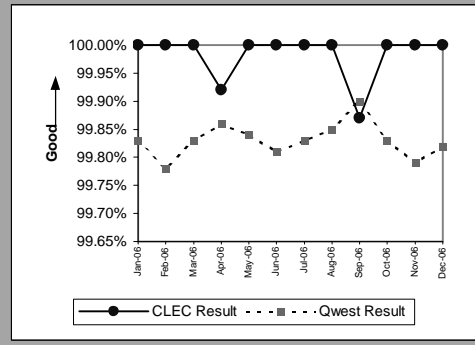


UNE - P (POTS)(Parity)									
Date	CLEC Num	CLEC Denom	CLEC Result	CLEC Std Dev	Qwest Num	Qwest Denom	Qwest Result	Mod Z Scr	Parity Scr
Jan-06									
Feb-06	1	1	100.00%	0.00%	1206	1282	94.07%	-0.250936	-1.152559
Mar-06									
Apr-06									
May-06									
Jun-06									
Jul-06									
Aug-06									
Sep-06									
Oct-06									
Nov-06									
Dec-06									

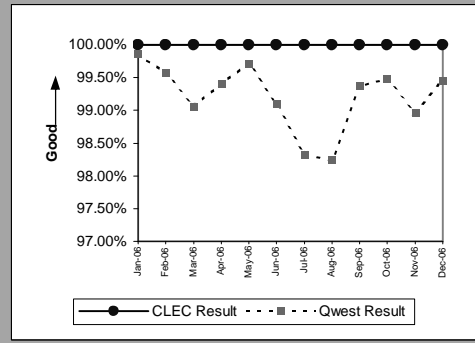


OP-3C - Installation Commitments Met (Percent) - No dispatches

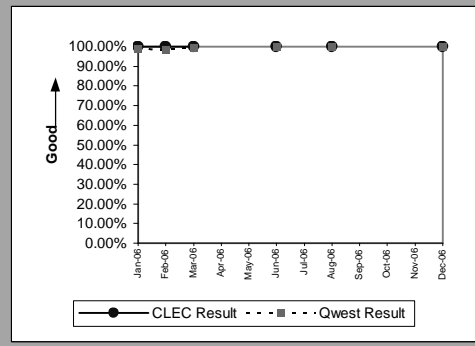
Residence(Parity)									
Date	CLEC Num	CLEC Denom	CLEC Result	CLEC Std Dev	Qwest Num	Qwest Denom	Qwest Result	Mod Z Scr	Parity Scr
Jan-06	1282	1282	100.00%	0.00%	17188	17218	99.83%	-1.443103	-1.877345
Feb-06	1495	1495	100.00%	0.00%	16124	16160	99.78%	-1.747923	-2.062662
Mar-06	1776	1776	100.00%	0.00%	18264	18295	99.83%	-1.657624	-2.007764
Apr-06	1226	1227	99.92%	2.85%	15919	15941	99.86%	-0.513791	-1.312363
May-06	1382	1382	100.00%	0.00%	17621	17650	99.84%	-1.452339	-1.882959
Jun-06	1165	1165	100.00%	0.00%	18075	18110	99.81%	-1.455861	-1.885101
Jul-06	1075	1075	100.00%	0.00%	16007	16034	99.83%	-1.303586	-1.792524
Aug-06	1036	1036	100.00%	0.00%	17892	17919	99.85%	-1.215702	-1.739095
Sep-06	794	795	99.87%	3.54%	15495	15510	99.90%	0.257223	-0.84362
Oct-06	161	161	100.00%	0.00%	18087	18118	99.83%	-0.522985	-1.317952
Nov-06	61	61	100.00%	0.00%	15443	15476	99.79%	-0.360331	-1.219066
Dec-06	32	32	100.00%	0.00%	12064	12086	99.82%	-0.24125	-1.146669



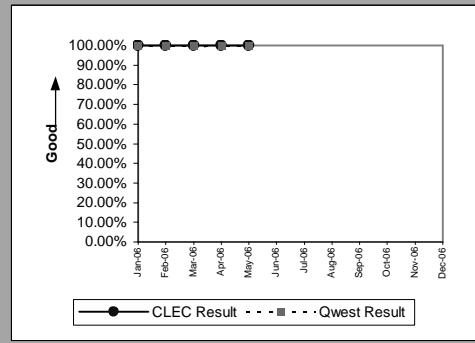
Business(Parity)									
Date	CLEC Num	CLEC Denom	CLEC Result	CLEC Std Dev	Qwest Num	Qwest Denom	Qwest Result	Mod Z Scr	Parity Scr
Jan-06	2	2	100.00%	0.00%	698	699	99.86%	-0.053452	-1.032497
Feb-06	26	26	100.00%	0.00%	695	698	99.57%	-0.328937	-1.19998
Mar-06	8	8	100.00%	0.00%	739	746	99.06%	-0.273814	-1.166467
Apr-06	2	2	100.00%	0.00%	664	668	99.40%	-0.1096	-1.066632
May-06	1	1	100.00%	0.00%	709	711	99.72%	-0.053075	-1.032267
Jun-06	3	3	100.00%	0.00%	658	664	99.10%	-0.165023	-1.100327
Jul-06	1	1	100.00%	0.00%	590	600	98.33%	-0.130081	-1.079083
Aug-06	4	4	100.00%	0.00%	671	683	98.24%	-0.266681	-1.16213
Sep-06	5	5	100.00%	0.00%	635	639	99.37%	-0.176781	-1.107475
Oct-06	2	2	100.00%	0.00%	762	766	99.48%	-0.10233	-1.062212
Nov-06	5	5	100.00%	0.00%	761	769	98.96%	-0.228523	-1.138932
Dec-06	4	4	100.00%	0.00%	729	733	99.45%	-0.147746	-1.089823



Qwest DSL(Parity)									
Date	CLEC Num	CLEC Denom	CLEC Result	CLEC Std Dev	Qwest Num	Qwest Denom	Qwest Result	Mod Z Scr	Parity Scr
Jan-06	12	12	100.00%	0.00%	7458	7520	99.18%	-0.315594	-1.191868
Feb-06	4	4	100.00%	0.00%	6856	6954	98.59%	-0.239047	-1.14533
Mar-06	2	2	100.00%	0.00%	8983	9004	99.77%	-0.06837	-1.041566
Apr-06									
May-06									
Jun-06	1	1	100.00%	0.00%	6051	6059	99.87%	-0.036358	-1.022104
Jul-06									
Aug-06	1	1	100.00%	0.00%	5873	5877	99.93%	-0.026095	-1.015865
Sep-06									
Oct-06									
Nov-06									
Dec-06	1	1	100.00%	0.00%	5015	5018	99.94%	-0.024456	-1.014868

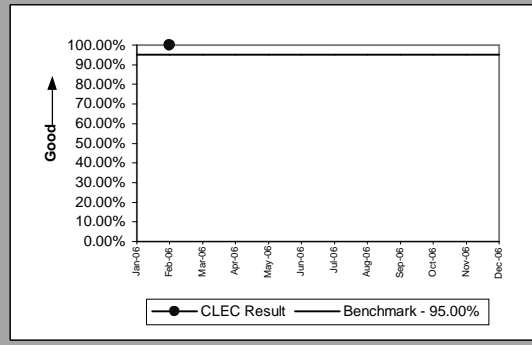


UNE - P (POTS)(Parity)									
Date	CLEC Num	CLEC Denom	CLEC Result	CLEC Std Dev	Qwest Num	Qwest Denom	Qwest Result	Mod Z Scr	Parity Scr
Jan-06	3	3	100.00%	0.00%	17886	17917	99.83%	-0.072102	-1.043835
Feb-06	5	5	100.00%	0.00%	16819	16858	99.77%	-0.10766	-1.065452
Mar-06	2	2	100.00%	0.00%	19003	19041	99.80%	-0.063237	-1.038446
Apr-06	2	2	100.00%	0.00%	16583	16609	99.84%	-0.055994	-1.034042
May-06	1	1	100.00%	0.00%	18330	18361	99.83%	-0.041123	-1.025001
Jun-06									
Jul-06									
Aug-06									
Sep-06									
Oct-06									
Nov-06									
Dec-06									



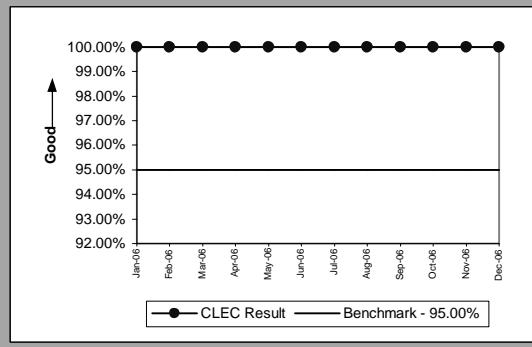
OP-3C - Installation Commitments Met (Percent) - No dispatches

Line Sharing(Benchmark)				
Date	Numerator	Denominator	CLEC Result	Standard Dev
Jan-06				
Feb-06	1	1	100.00%	0.00%
Mar-06				
Apr-06				
May-06				
Jun-06				
Jul-06				
Aug-06				
Sep-06				
Oct-06				
Nov-06				
Dec-06				



OP-3C - Installation Commitments Met (Percent) - No dispatches

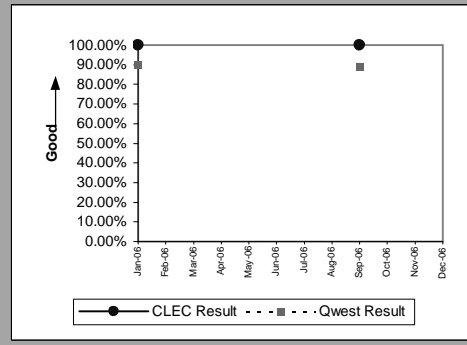
Line Splitting					
Date	Numerator	Denominator	CLEC Result	Standard Dev	
Jan-06	17	17	100.00%	0.00%	
Feb-06	20	20	100.00%	0.00%	
Mar-06	22	22	100.00%	0.00%	
Apr-06	25	25	100.00%	0.00%	
May-06	12	12	100.00%	0.00%	
Jun-06	15	15	100.00%	0.00%	
Jul-06	20	20	100.00%	0.00%	
Aug-06	23	23	100.00%	0.00%	
Sep-06	17	17	100.00%	0.00%	
Oct-06	24	24	100.00%	0.00%	
Nov-06	33	33	100.00%	0.00%	
Dec-06	16	16	100.00%	0.00%	



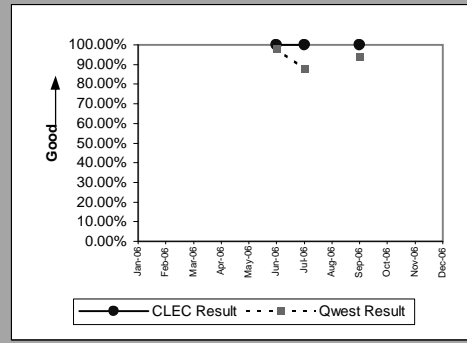


OP-3D - Installation Commitments Met (Percent) - Interval Zone One

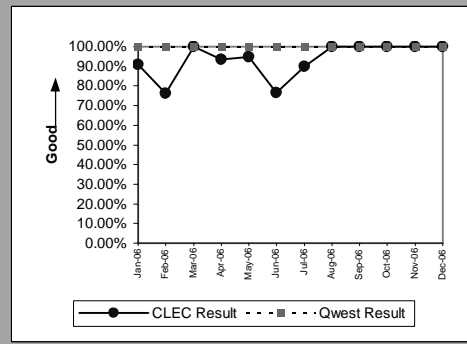
DS1(Parity)									
Date	CLEC Num	CLEC Denom	CLEC Result	CLEC Std Dev	Qwest Num	Qwest Denom	Qwest Result	Mod Z Scr	Parity Scr
Jan-06	1	1	100.00%	0.00%	74	82	90.24%	-0.326811	-1.198687
Feb-06									
Mar-06									
Apr-06									
May-06									
Jun-06									
Jul-06									
Aug-06									
Sep-06	1	1	100.00%	0.00%	74	83	89.16%	-0.346661	-1.210755
Oct-06									
Nov-06									
Dec-06									



Basic Rate ISDN(Parity)									
Date	CLEC Num	CLEC Denom	CLEC Result	CLEC Std Dev	Qwest Num	Qwest Denom	Qwest Result	Mod Z Scr	Parity Scr
Jan-06									
Feb-06									
Mar-06									
Apr-06									
May-06									
Jun-06	2	2	100.00%	0.00%	51	52	98.08%	-0.194328	-1.118143
Jul-06	5	5	100.00%	0.00%	29	33	87.88%	-0.773893	-1.470494
Aug-06									
Sep-06	2	2	100.00%	0.00%	47	50	94.00%	-0.350356	-1.213002
Oct-06									
Nov-06									
Dec-06									

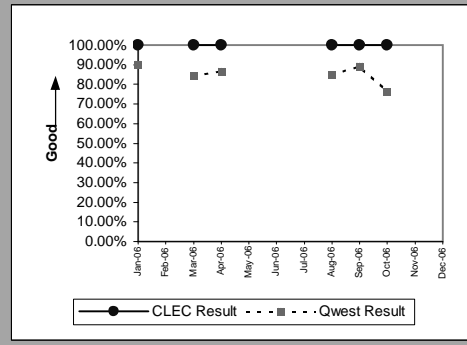


LIS Trunk(Parity)									
Date	CLEC Num	CLEC Denom	CLEC Result	CLEC Std Dev	Qwest Num	Qwest Denom	Qwest Result	Mod Z Scr	Parity Scr
Jan-06	10	11	90.91%	28.75%	16	16	100.00%		-0.502808
Feb-06	16	21	76.19%	42.59%	15	15	100.00%		0.210761
Mar-06	16	16	100.00%	0.00%	7	7	100.00%		
Apr-06	28	30	93.33%	24.94%	11	11	100.00%		-0.599179
May-06	18	19	94.74%	22.33%	9	9	100.00%		-0.783107
Jun-06	13	17	76.47%	42.42%	14	14	100.00%		0.141788
Jul-06	18	20	90.00%	30.00%	10	10	100.00%		-0.509259
Aug-06	20	20	100.00%	0.00%	17	17	100.00%		
Sep-06	24	24	100.00%	0.00%	10	10	100.00%		
Oct-06	32	32	100.00%	0.00%	8	8	100.00%		
Nov-06	11	11	100.00%	0.00%	13	13	100.00%		
Dec-06	20	20	100.00%	0.00%	8	8	100.00%		

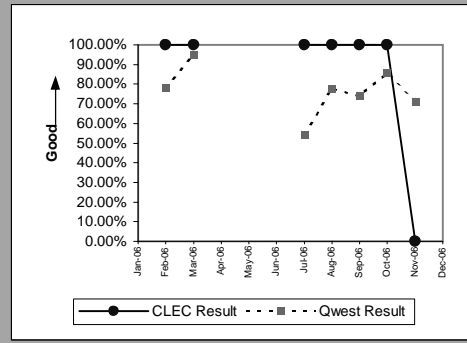


OP-3D - Installation Commitments Met (Percent) - Interval Zone One

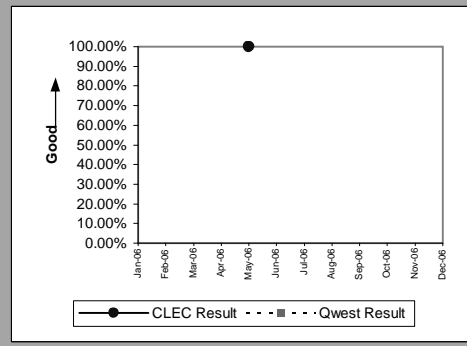
UDIT DS1(Parity)									
Date	CLEC Num	CLEC Denom	CLEC Result	CLEC Std Dev	Qwest Num	Qwest Denom	Qwest Result	Mod Z Scr	Parity Scr
Jan-06	1	1	100.00%	0.00%	74	82	90.24%	-0.326811	-1.198687
Feb-06									
Mar-06	1	1	100.00%	0.00%	75	89	84.27%	-0.429642	-1.261204
Apr-06	2	2	100.00%	0.00%	84	97	86.60%	-0.5507	-1.334802
May-06									
Jun-06									
Jul-06									
Aug-06	5	5	100.00%	0.00%	86	101	85.15%	-0.911568	-1.554194
Sep-06	5	5	100.00%	0.00%	74	83	89.16%	-0.757335	-1.460427
Oct-06	1	1	100.00%	0.00%	64	84	76.19%	-0.555719	-1.337853
Nov-06									
Dec-06									



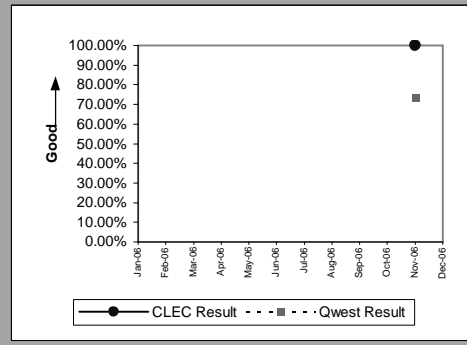
UDIT Above DS1 Level(Parity)									
Date	CLEC Num	CLEC Denom	CLEC Result	CLEC Std Dev	Qwest Num	Qwest Denom	Qwest Result	Mod Z Scr	Parity Scr
Jan-06									
Feb-06	2	2	100.00%	0.00%	18	23	78.26%	-0.71492	-1.434641
Mar-06	8	8	100.00%	0.00%	37	39	94.87%	-0.599022	-1.364179
Apr-06									
May-06									
Jun-06									
Jul-06	1	1	100.00%	0.00%	12	22	54.55%	-0.892805	-1.542787
Aug-06	2	2	100.00%	0.00%	21	27	77.78%	-0.729397	-1.443442
Sep-06	5	5	100.00%	0.00%	17	23	73.91%	-1.203985	-1.731971
Oct-06	2	2	100.00%	0.00%	6	7	85.71%	-0.509175	-1.309556
Nov-06	0	1	0.00%	0.00%	10	14	71.43%	1.527525	-0.391653
Dec-06									



Dark Fiber - IOF(Diagnostic)									
Date	CLEC Num	CLEC Denom	CLEC Result	CLEC Std Dev	Qwest Num	Qwest Denom	Qwest Result	Mod Z Scr	Parity Scr
Jan-06									
Feb-06									
Mar-06									
Apr-06									
May-06	3	3	100.00%	0.00%					
Jun-06									
Jul-06									
Aug-06									
Sep-06									
Oct-06									
Nov-06									
Dec-06									

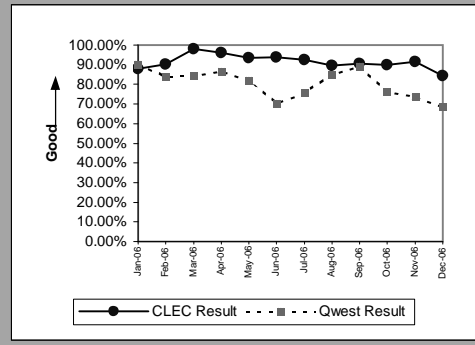


Unbundled Loop - 4 Wire Non-Loaded(Parity)									
Date	CLEC Num	CLEC Denom	CLEC Result	CLEC Std Dev	Qwest Num	Qwest Denom	Qwest Result	Mod Z Scr	Parity Scr
Jan-06									
Feb-06									
Mar-06									
Apr-06									
May-06									
Jun-06									
Jul-06									
Aug-06									
Sep-06									
Oct-06									
Nov-06	1	1	100.00%	0.00%	64	87	73.56%	-0.596063	-1.362381
Dec-06									

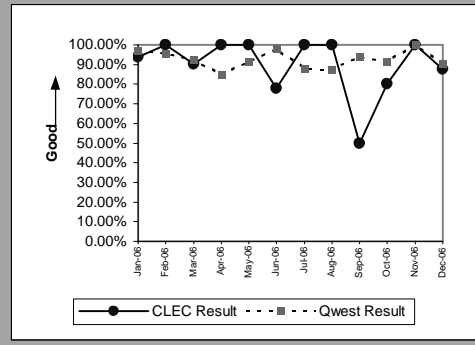


OP-3D - Installation Commitments Met (Percent) - Interval Zone One

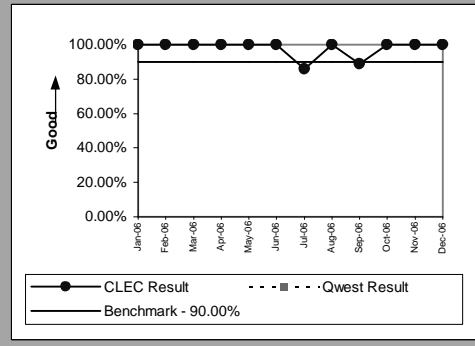
Unbundled Loop - DS1 Capable(Parity)									
Date	CLEC Num	CLEC Denom	CLEC Result	CLEC Std Dev	Qwest Num	Qwest Denom	Qwest Result	Mod Z Scr	Parity Scr
Jan-06	132	150	88.00%	32.50%	74	82	90.24%	0.550637	-0.701912
Feb-06	93	103	90.29%	29.61%	68	81	83.95%	-1.163174	-1.707159
Mar-06	154	157	98.09%	13.69%	75	89	84.27%	-2.860653	-2.739154
Apr-06	195	203	96.06%	19.46%	84	97	86.60%	-2.249981	-2.367891
May-06	141	151	93.38%	24.87%	74	90	82.22%	-2.191026	-2.332049
Jun-06	122	130	93.85%	24.03%	66	94	70.21%	-3.816932	-3.32053
Jul-06	112	121	92.56%	26.24%	37	49	75.51%	-2.34175	-2.423683
Aug-06	119	133	89.47%	30.69%	86	101	85.15%	-0.921527	-1.560249
Sep-06	113	125	90.40%	29.46%	74	83	89.16%	-0.282426	-1.171703
Oct-06	145	161	90.06%	29.92%	64	84	76.19%	-2.419756	-2.471107
Nov-06	152	166	91.57%	27.79%	64	87	73.56%	-3.084358	-2.875156
Dec-06	92	109	84.40%	36.28%	39	57	68.42%	-2.10354	-2.278862



Unbundled Loop ISDN Capable(Parity)									
Date	CLEC Num	CLEC Denom	CLEC Result	CLEC Std Dev	Qwest Num	Qwest Denom	Qwest Result	Mod Z Scr	Parity Scr
Jan-06	30	32	93.75%	24.21%	32	33	96.97%	0.757058	-0.672356
Feb-06	22	22	100.00%	0.00%	44	46	95.65%	-0.822478	-1.500031
Mar-06	37	41	90.24%	29.67%	37	40	92.50%	0.385421	-0.833572
Apr-06	9	9	100.00%	0.00%	34	40	85.00%	-1.138648	-1.692249
May-06	4	4	100.00%	0.00%	55	60	91.67%	-0.583874	-1.35497
Jun-06	7	9	77.78%	41.57%	51	52	98.08%	4.094058	0.19914
Jul-06	8	8	100.00%	0.00%	29	33	87.88%	-0.942412	-1.572946
Aug-06	6	6	100.00%	0.00%	42	48	87.50%	-0.872872	-1.530668
Sep-06	1	2	50.00%	50.00%	47	50	94.00%	2.56928	-0.106598
Oct-06	4	5	80.00%	40.00%	43	47	91.49%	0.87531	-0.578179
Nov-06	7	7	100.00%	0.00%	28	28	100.00%		
Dec-06	7	8	87.50%	33.07%	19	21	90.48%	0.24403	-0.892652

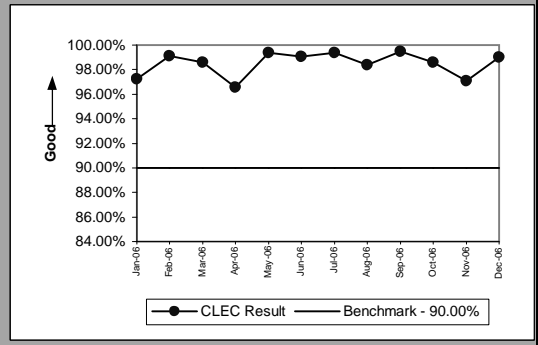


Unbundled Loop - ADSL Qualified(Benchmark)									
Date	CLEC Num	CLEC Denom	CLEC Result	CLEC Std Dev	Qwest Num	Qwest Denom	Qwest Result	Mod Z Scr	Parity Scr
Jan-06	6	6	100.00%	0.00%					-0.333333
Feb-06	5	5	100.00%	0.00%					-0.333333
Mar-06	13	13	100.00%	0.00%					-0.333333
Apr-06	5	5	100.00%	0.00%					-0.333333
May-06	10	10	100.00%	0.00%					-0.333333
Jun-06	19	19	100.00%	0.00%					-0.333333
Jul-06	6	7	85.71%	34.99%					0.142857
Aug-06	10	10	100.00%	0.00%					-0.333333
Sep-06	8	9	88.89%	31.43%					0.037037
Oct-06	6	6	100.00%	0.00%					-0.333333
Nov-06	15	15	100.00%	0.00%					-0.333333
Dec-06	6	6	100.00%	0.00%					-0.333333

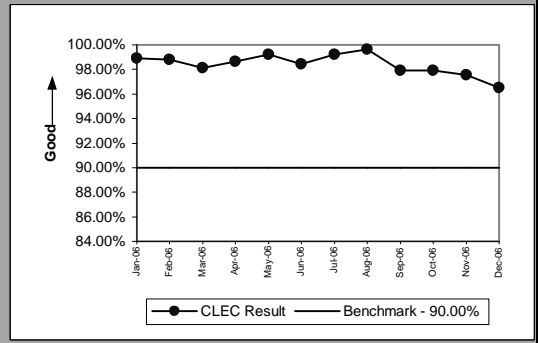


OP-3D - Installation Commitments Met (Percent) - Interval Zone One

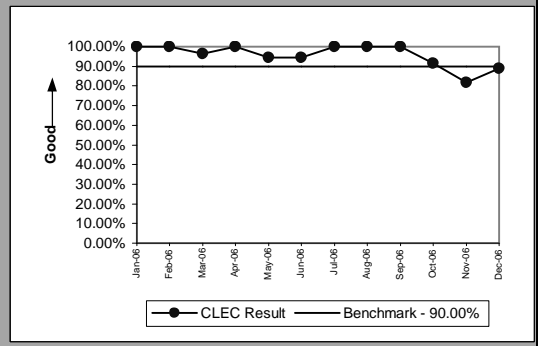
Unbundled Loop Analog(Benchmark)					
Date	Num	Denom	CLEC Result	Standard Dev	
Jan-06	1444	1485	97.24%	16.39%	
Feb-06	1324	1336	99.10%	9.43%	
Mar-06	2002	2031	98.57%	11.86%	
Apr-06	1034	1071	96.55%	18.26%	
May-06	1083	1090	99.36%	7.99%	
Jun-06	1866	1884	99.04%	9.73%	
Jul-06	1237	1245	99.36%	7.99%	
Aug-06	1280	1301	98.39%	12.60%	
Sep-06	1004	1009	99.50%	7.02%	
Oct-06	991	1005	98.61%	11.72%	
Nov-06	963	992	97.08%	16.85%	
Dec-06	815	823	99.03%	9.81%	



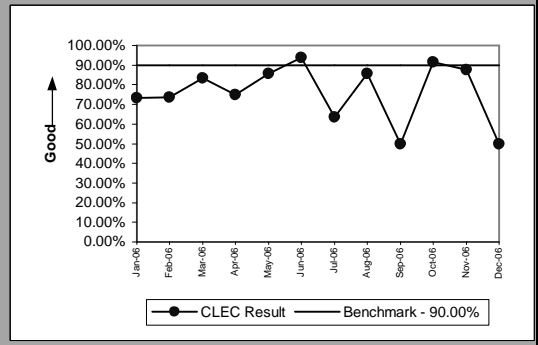
Unbundled Loop - 2 Wire Non-Loaded(Benchmark)					
Date	Num	Denom	CLEC Result	Standard Dev	
Jan-06	370	374	98.93%	10.29%	
Feb-06	488	494	98.79%	10.95%	
Mar-06	570	581	98.11%	13.63%	
Apr-06	435	441	98.64%	11.58%	
May-06	509	513	99.22%	8.80%	
Jun-06	631	641	98.44%	12.39%	
Jul-06	643	648	99.23%	8.75%	
Aug-06	586	588	99.66%	5.82%	
Sep-06	511	522	97.89%	14.36%	
Oct-06	512	523	97.90%	14.35%	
Nov-06	434	445	97.53%	15.53%	
Dec-06	414	429	96.50%	18.37%	



Unbundled Loop - XDSL(Benchmark)					
Date	Num	Denom	CLEC Result	Standard Dev	
Jan-06	2	2	100.00%	0.00%	
Feb-06	4	4	100.00%	0.00%	
Mar-06	27	28	96.43%	18.56%	
Apr-06	19	19	100.00%	0.00%	
May-06	17	18	94.44%	22.91%	
Jun-06	17	18	94.44%	22.91%	
Jul-06	14	14	100.00%	0.00%	
Aug-06	13	13	100.00%	0.00%	
Sep-06	29	29	100.00%	0.00%	
Oct-06	11	12	91.67%	27.64%	
Nov-06	9	11	81.82%	38.57%	
Dec-06	8	9	88.89%	31.43%	

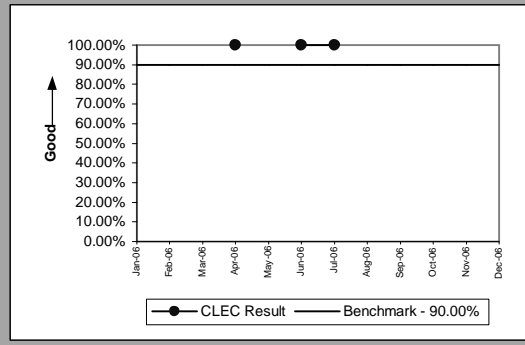


Unbundled Loop Conditioned(Benchmark)					
Date	Num	Denom	CLEC Result	Standard Dev	
Jan-06	11	15	73.33%	44.22%	
Feb-06	14	19	73.68%	44.03%	
Mar-06	10	12	83.33%	37.27%	
Apr-06	12	16	75.00%	43.30%	
May-06	6	7	85.71%	34.99%	
Jun-06	15	16	93.75%	24.21%	
Jul-06	7	11	63.64%	48.10%	
Aug-06	6	7	85.71%	34.99%	
Sep-06	3	6	50.00%	50.00%	
Oct-06	11	12	91.67%	27.64%	
Nov-06	7	8	87.50%	33.07%	
Dec-06	4	8	50.00%	50.00%	

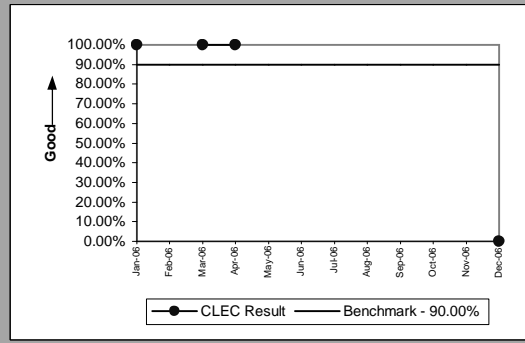


OP-3D - Installation Commitments Met (Percent) - Interval Zone One

Enhanced Extended Loops - DS0 Capable(Benchmark)				
Date	Num	Denom	CLEC Result	Standard Dev
Jan-06				
Feb-06				
Mar-06				
Apr-06		1	1	100.00%
May-06				0.00%
Jun-06		1	1	100.00%
Jul-06		3	3	100.00%
Aug-06				
Sep-06				
Oct-06				
Nov-06				
Dec-06				

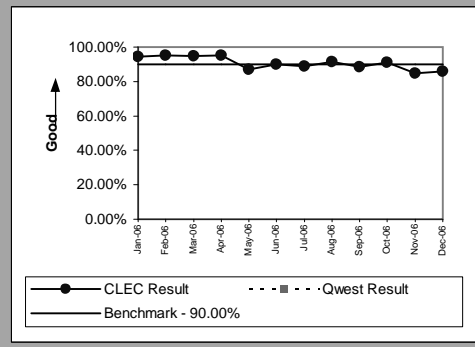


Enhanced Extended Loops - DS3 Capable(Benchmark)				
Date	Num	Denom	CLEC Result	Standard Dev
Jan-06		1	1	100.00%
Feb-06				0.00%
Mar-06		3	3	100.00%
Apr-06		1	1	100.00%
May-06				
Jun-06				
Jul-06				
Aug-06				
Sep-06				
Oct-06				
Nov-06				
Dec-06		0	1	0.00%



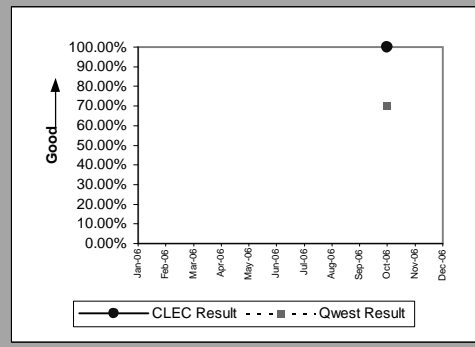
OP-3D - Installation Commitments Met (Percent) - Interval Zone One

Enhanced Extended Loops - DS1 Capable(Benchmark)									
Date	CLEC Num	CLEC Denom	CLEC Result	CLEC Std Dev	Qwest Num	Qwest Denom	Qwest Result	Mod Z Scr	Parity Scr
Jan-06	68	72	94.44%	22.91%					-0.148148
Feb-06	60	63	95.24%	21.30%					-0.174603
Mar-06	72	76	94.74%	22.33%					-0.157895
Apr-06	81	85	95.29%	21.18%					-0.176471
May-06	79	91	86.81%	33.83%					0.106227
Jun-06	109	121	90.08%	29.89%					-0.002755
Jul-06	81	91	89.01%	31.28%					0.032967
Aug-06	64	70	91.43%	27.99%					-0.047619
Sep-06	46	52	88.46%	31.95%					0.051282
Oct-06	52	57	91.23%	28.29%					-0.040936
Nov-06	55	65	84.62%	36.08%					0.179487
Dec-06	55	64	85.94%	34.76%					0.135417

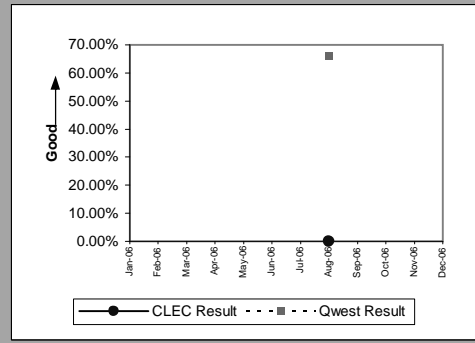


OP-3E - Installation Commitments Met (Percent) - Interval Zone Two

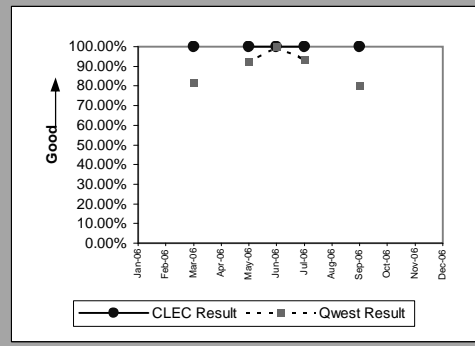
ISDN Primary(Parity)									
Date	CLEC Num	CLEC Denom	CLEC Result	CLEC Std Dev	Qwest Num	Qwest Denom	Qwest Result	Mod Z Scr	Parity Scr
Jan-06									
Feb-06									
Mar-06									
Apr-06									
May-06									
Jun-06									
Jul-06									
Aug-06									
Sep-06									
Oct-06	2	2	100.00%	0.00%	42	60	70.00%	-0.910765	-1.553706
Nov-06									
Dec-06									



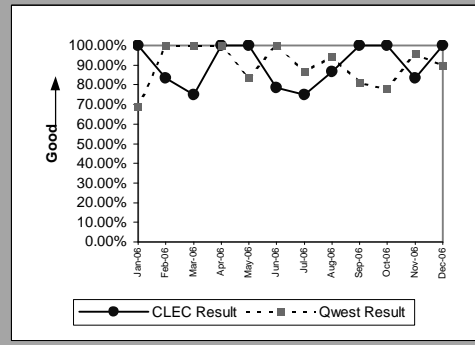
DS1(Parity)									
Date	CLEC Num	CLEC Denom	CLEC Result	CLEC Std Dev	Qwest Num	Qwest Denom	Qwest Result	Mod Z Scr	Parity Scr
Jan-06									
Feb-06									
Mar-06									
Apr-06									
May-06									
Jun-06									
Jul-06									
Aug-06	0	1	0.00%	0.00%	39	59	66.10%	1.384738	-0.422812
Sep-06									
Oct-06									
Nov-06									
Dec-06									



Basic Rate ISDN(Parity)									
Date	CLEC Num	CLEC Denom	CLEC Result	CLEC Std Dev	Qwest Num	Qwest Denom	Qwest Result	Mod Z Scr	Parity Scr
Jan-06									
Feb-06									
Mar-06	1	1	100.00%	0.00%	9	11	81.82%	-0.451335	-1.274392
Apr-06									
May-06	2	2	100.00%	0.00%	12	13	92.31%	-0.380058	-1.231059
Jun-06	2	2	100.00%	0.00%	12	12	100.00%		
Jul-06	1	1	100.00%	0.00%	14	15	93.33%	-0.258775	-1.157324
Aug-06									
Sep-06	1	1	100.00%	0.00%	8	10	80.00%	-0.476731	-1.289832
Oct-06									
Nov-06									
Dec-06									

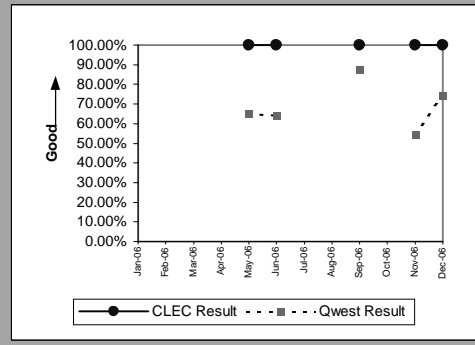


LIS Trunk(Parity)									
Date	CLEC Num	CLEC Denom	CLEC Result	CLEC Std Dev	Qwest Num	Qwest Denom	Qwest Result	Mod Z Scr	Parity Scr
Jan-06	5	5	100.00%	0.00%	11	16	68.75%	-1.315903	-1.800012
Feb-06	10	12	83.33%	37.27%	13	13	100.00%		-0.259302
Mar-06	9	12	75.00%	43.30%	15	15	100.00%		0.08065
Apr-06	5	5	100.00%	0.00%	24	24	100.00%		
May-06	5	5	100.00%	0.00%	15	18	83.33%	-0.884652	-1.53783
Jun-06	11	14	78.57%	41.03%	13	13	100.00%		0.0086
Jul-06	9	12	75.00%	43.30%	13	15	86.67%	0.886147	-0.575584
Aug-06	13	15	86.67%	33.99%	16	17	94.12%	0.893918	-0.621225
Sep-06	9	9	100.00%	0.00%	17	21	80.95%	-1.217519	-1.740199
Oct-06	5	5	100.00%	0.00%	14	18	77.78%	-1.057361	-1.64283
Nov-06	5	6	83.33%	37.27%	22	23	95.65%	1.317731	-0.508671
Dec-06	11	11	100.00%	0.00%	9	10	90.00%	-0.762896	-1.463808

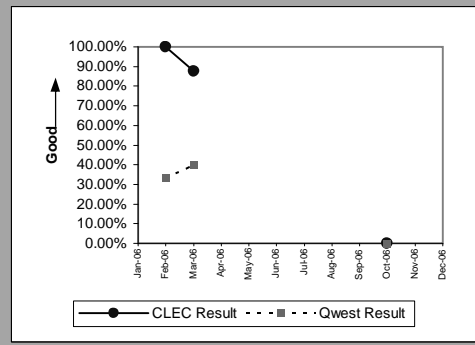


OP-3E - Installation Commitments Met (Percent) - Interval Zone Two

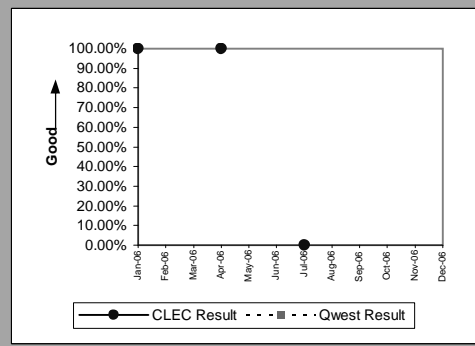
UDIT DS1(Parity)									
Date	CLEC Num	CLEC Denom	CLEC Result	CLEC Std Dev	Qwest Num	Qwest Denom	Qwest Result	Mod Z Scr	Parity Scr
Jan-06									
Feb-06									
Mar-06									
Apr-06									
May-06	1	1	100.00%	0.00%	41	63	65.08%	-0.726775	-1.441848
Jun-06	1	1	100.00%	0.00%	52	81	64.20%	-0.74222	-1.451238
Jul-06									
Aug-06									
Sep-06	1	1	100.00%	0.00%	63	72	87.50%	-0.375367	-1.228207
Oct-06									
Nov-06	2	2	100.00%	0.00%	19	35	54.29%	-1.262209	-1.767369
Dec-06	1	1	100.00%	0.00%	32	43	74.42%	-0.579601	-1.352372



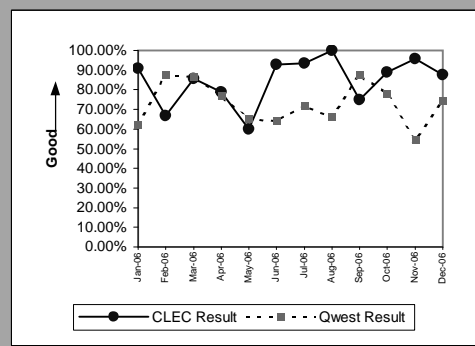
UDIT Above DS1 Level(Parity)									
Date	CLEC Num	CLEC Denom	CLEC Result	CLEC Std Dev	Qwest Num	Qwest Denom	Qwest Result	Mod Z Scr	Parity Scr
Jan-06									
Feb-06	6	6	100.00%	0.00%	1	3	33.33%	-2	-2.215914
Mar-06	7	8	87.50%	33.07%	2	5	40.00%	-1.700773	-2.033996
Apr-06									
May-06									
Jun-06									
Jul-06									
Aug-06									
Sep-06									
Oct-06	0	1	0.00%	0.00%	0	1	0.00%		
Nov-06									
Dec-06									



Dark Fiber - IOF(Diagnostic)									
Date	CLEC Num	CLEC Denom	CLEC Result	CLEC Std Dev	Qwest Num	Qwest Denom	Qwest Result	Mod Z Scr	Parity Scr
Jan-06	1	1	100.00%	0.00%					
Feb-06									
Mar-06									
Apr-06	1	1	100.00%	0.00%					
May-06									
Jun-06									
Jul-06	0	1	0.00%	0.00%					
Aug-06									
Sep-06									
Oct-06									
Nov-06									
Dec-06									



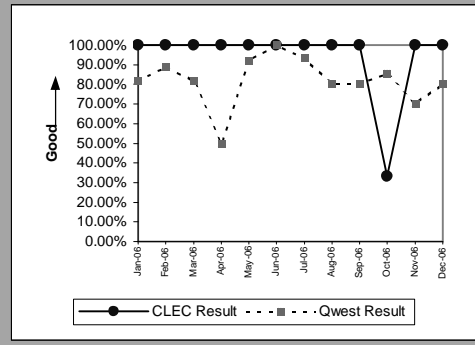
Unbundled Loop - DS1 Capable(Parity)									
Date	CLEC Num	CLEC Denom	CLEC Result	CLEC Std Dev	Qwest Num	Qwest Denom	Qwest Result	Mod Z Scr	Parity Scr
Jan-06	10	11	90.91%	28.75%	43	69	62.32%	-1.817281	-2.104828
Feb-06	6	9	66.67%	47.14%	71	81	87.65%	1.815776	-0.083609
Mar-06	12	14	85.71%	34.99%	78	90	86.67%	0.097518	-0.925564
Apr-06	26	33	78.79%	40.88%	43	56	76.79%	-0.216092	-1.131374
May-06	9	15	60.00%	48.99%	41	63	65.08%	0.370865	-0.785268
Jun-06	13	14	92.86%	25.75%	52	81	64.20%	-2.065377	-2.25566
Jul-06	14	15	93.33%	24.94%	46	64	71.88%	-1.66373	-2.011476
Aug-06	15	15	100.00%	0.00%	39	59	66.10%	-2.476501	-2.505606
Sep-06	6	8	75.00%	43.30%	63	72	87.50%	1.014185	-0.456604
Oct-06	16	18	88.89%	31.43%	42	54	77.78%	-0.981981	-1.597002
Nov-06	22	23	95.65%	20.39%	19	35	54.29%	-3.093596	-2.880773
Dec-06	7	8	87.50%	33.07%	32	43	74.42%	-0.778655	-1.473389



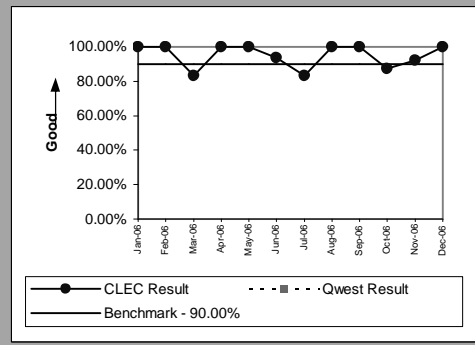


OP-3E - Installation Commitments Met (Percent) - Interval Zone Two

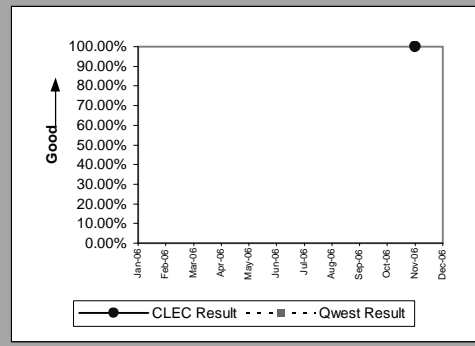
Unbundled Loop - ISDN Capable(Parity)									
Date	CLEC Num	CLEC Denom	CLEC Result	CLEC Std Dev	Qwest Num	Qwest Denom	Qwest Result	Mod Z Scr	Parity Scr
Jan-06	10	10	100.00%	0.00%	9	11	81.82%	-1.078898	-1.655923
Feb-06	7	7	100.00%	0.00%	8	9	88.89%	-0.701561	-1.426519
Mar-06	4	4	100.00%	0.00%	9	11	81.82%	-0.807373	-1.490848
Apr-06	1	1	100.00%	0.00%	3	6	50.00%	-0.92582	-1.562859
May-06	9	9	100.00%	0.00%	12	13	92.31%	-0.665719	-1.404728
Jun-06	6	6	100.00%	0.00%	12	12	100.00%		
Jul-06	4	4	100.00%	0.00%	14	15	93.33%	-0.474936	-1.28874
Aug-06	3	3	100.00%	0.00%	12	15	80.00%	-0.790569	-1.480632
Sep-06	3	3	100.00%	0.00%	8	10	80.00%	-0.759555	-1.461776
Oct-06	1	3	33.33%	47.14%	6	7	85.71%	2.169229	-0.169095
Nov-06	3	3	100.00%	0.00%	7	10	70.00%	-0.99449	-1.604607
Dec-06	6	6	100.00%	0.00%	4	5	80.00%	-0.825723	-1.502004



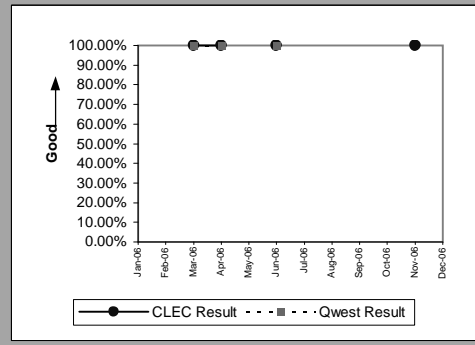
Unbundled Loop - ADSL Qualified(Benchmark)									
Date	CLEC Num	CLEC Denom	CLEC Result	CLEC Std Dev	Qwest Num	Qwest Denom	Qwest Result	Mod Z Scr	Parity Scr
Jan-06	6	6	100.00%	0.00%					-0.333333
Feb-06	13	13	100.00%	0.00%					-0.333333
Mar-06	5	6	83.33%	37.27%					0.222222
Apr-06	9	9	100.00%	0.00%					-0.333333
May-06	9	9	100.00%	0.00%					-0.333333
Jun-06	15	16	93.75%	24.21%					-0.125
Jul-06	5	6	83.33%	37.27%					0.222222
Aug-06	8	8	100.00%	0.00%					-0.333333
Sep-06	9	9	100.00%	0.00%					-0.333333
Oct-06	7	8	87.50%	33.07%					0.083333
Nov-06	12	13	92.31%	26.65%					-0.076923
Dec-06	4	4	100.00%	0.00%					-0.333333



Unbundled Loop - DS3 Capable(Parity)									
Date	CLEC Num	CLEC Denom	CLEC Result	CLEC Std Dev	Qwest Num	Qwest Denom	Qwest Result	Mod Z Scr	Parity Scr
Jan-06									
Feb-06									
Mar-06									
Apr-06									
May-06									
Jun-06									
Jul-06									
Aug-06									
Sep-06									
Oct-06									
Nov-06	2	2	100.00%	0.00%					
Dec-06									

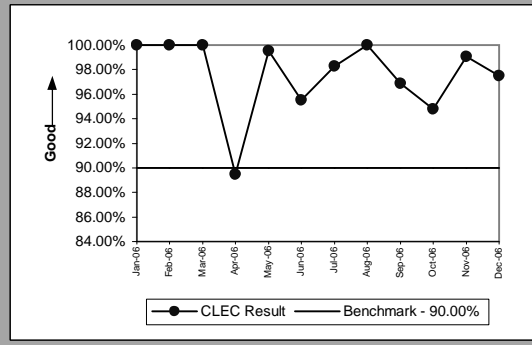


E911(Parity)									
Date	CLEC Num	CLEC Denom	CLEC Result	CLEC Std Dev	Qwest Num	Qwest Denom	Qwest Result	Mod Z Scr	Parity Scr
Jan-06									
Feb-06									
Mar-06	1	1	100.00%	0.00%	1	1	100.00%		
Apr-06	2	2	100.00%	0.00%	1	1	100.00%		
May-06									
Jun-06	1	1	100.00%	0.00%	1	1	100.00%		
Jul-06									
Aug-06									
Sep-06									
Oct-06									
Nov-06	2	2	100.00%	0.00%					
Dec-06									

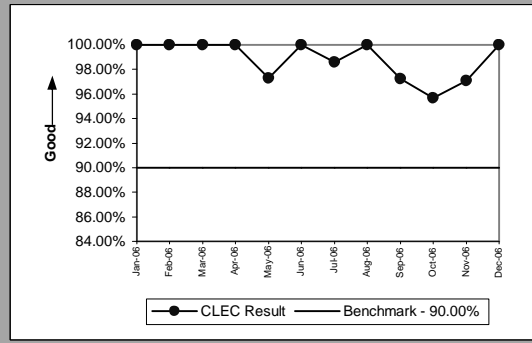


OP-3E - Installation Commitments Met (Percent) - Interval Zone Two

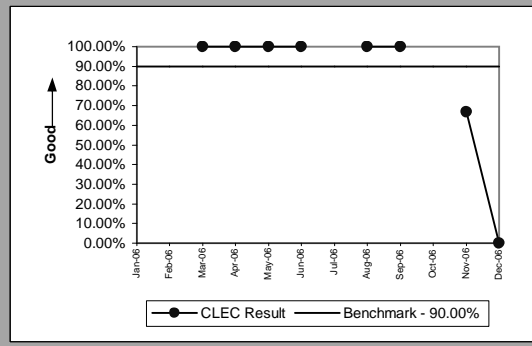
Unbundled Loop Analog(Benchmark)					
Date	Num	Denom	CLEC Result	Standard Dev	
Jan-06	180	180	100.00%	0.00%	
Feb-06	150	150	100.00%	0.00%	
Mar-06	264	264	100.00%	0.00%	
Apr-06	119	133	89.47%	30.69%	
May-06	211	212	99.53%	6.85%	
Jun-06	300	314	95.54%	20.64%	
Jul-06	172	175	98.29%	12.98%	
Aug-06	168	168	100.00%	0.00%	
Sep-06	155	160	96.88%	17.40%	
Oct-06	146	154	94.81%	22.19%	
Nov-06	107	108	99.07%	9.58%	
Dec-06	116	119	97.48%	15.68%	



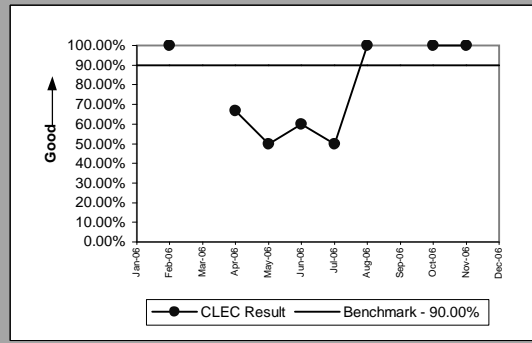
Unbundled Loop - 2 Wire Non-Loaded(Benchmark)					
Date	Num	Denom	CLEC Result	Standard Dev	
Jan-06	25	25	100.00%	0.00%	
Feb-06	34	34	100.00%	0.00%	
Mar-06	41	41	100.00%	0.00%	
Apr-06	42	42	100.00%	0.00%	
May-06	36	37	97.30%	16.22%	
Jun-06	48	48	100.00%	0.00%	
Jul-06	70	71	98.59%	11.78%	
Aug-06	50	50	100.00%	0.00%	
Sep-06	35	36	97.22%	16.43%	
Oct-06	22	23	95.65%	20.39%	
Nov-06	33	34	97.06%	16.90%	
Dec-06	34	34	100.00%	0.00%	



Unbundled Loop - XDSL(Benchmark)					
Date	Num	Denom	CLEC Result	Standard Dev	
Jan-06					
Feb-06					
Mar-06	3	3	100.00%	0.00%	
Apr-06	5	5	100.00%	0.00%	
May-06	7	7	100.00%	0.00%	
Jun-06	2	2	100.00%	0.00%	
Jul-06					
Aug-06	3	3	100.00%	0.00%	
Sep-06	1	1	100.00%	0.00%	
Oct-06					
Nov-06	2	3	66.67%	47.14%	
Dec-06	0	2	0.00%	0.00%	

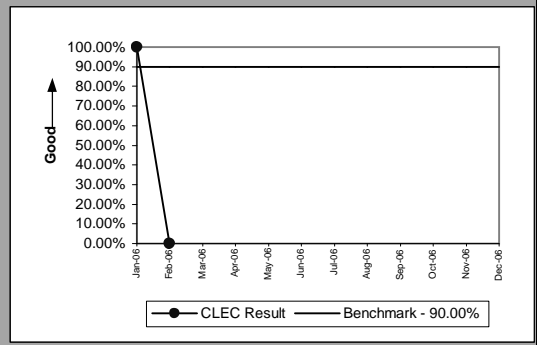


Unbundled Loop Conditioned(Benchmark)					
Date	Num	Denom	CLEC Result	Standard Dev	
Jan-06					
Feb-06	1	1	100.00%	0.00%	
Mar-06					
Apr-06	2	3	66.67%	47.14%	
May-06	1	2	50.00%	50.00%	
Jun-06	3	5	60.00%	48.99%	
Jul-06	1	2	50.00%	50.00%	
Aug-06	1	1	100.00%	0.00%	
Sep-06					
Oct-06	3	3	100.00%	0.00%	
Nov-06	1	1	100.00%	0.00%	
Dec-06					



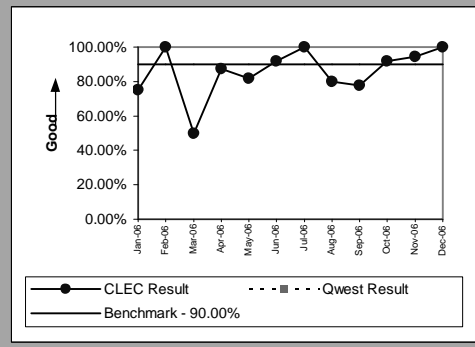
OP-3E - Installation Commitments Met (Percent) - Interval Zone Two

Enhanced Extended Loops - DS3 Capable(Benchmark)					
Date	Num	Denom	CLEC Result	Standard Dev	
Jan-06	1	1	100.00%	0.00%	
Feb-06	0	1	0.00%	0.00%	
Mar-06					
Apr-06					
May-06					
Jun-06					
Jul-06					
Aug-06					
Sep-06					
Oct-06					
Nov-06					
Dec-06					



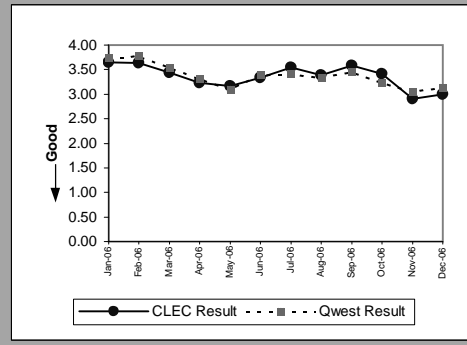
OP-3E - Installation Commitments Met (Percent) - Interval Zone Two

Enhanced Extended Loops - DS1 Capable(Benchmark)									
Date	CLEC Num	CLEC Denom	CLEC Result	CLEC Std Dev	Qwest Num	Qwest Denom	Qwest Result	Mod Z Scr	Parity Scr
Jan-06	3	4	75.00%	43.30%					0.5
Feb-06	3	3	100.00%	0.00%					-0.333333
Mar-06	2	4	50.00%	50.00%					1.333333
Apr-06	7	8	87.50%	33.07%					0.083333
May-06	9	11	81.82%	38.57%					0.272727
Jun-06	11	12	91.67%	27.64%					-0.055556
Jul-06	3	3	100.00%	0.00%					-0.333333
Aug-06	4	5	80.00%	40.00%					0.333333
Sep-06	7	9	77.78%	41.57%					0.407407
Oct-06	11	12	91.67%	27.64%					-0.055556
Nov-06	33	35	94.29%	23.21%					-0.142857
Dec-06	3	3	100.00%	0.00%					-0.333333

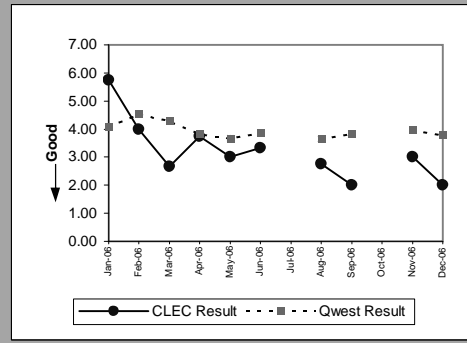


OP-4A - Installation Interval (Average Days) - Dispatches within MSAs

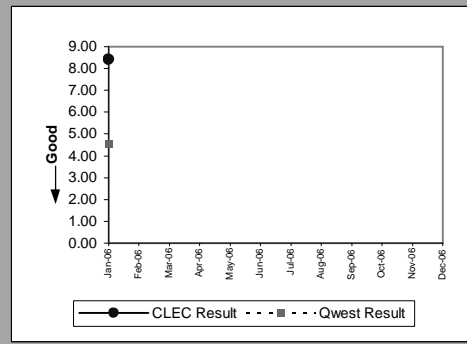
Residence(Parity)									
Date	CLEC Num	CLEC Denom	CLEC Result	CLEC Std Dev	Qwest Num	Qwest Denom	Qwest Result	Mod Z Scr	Parity Scr
Jan-06	1243	341	3.65	1.42	20784	5551	3.74	-0.718035	-1.436534
Feb-06	1093	300	3.64	1.31	19230	5088	3.78	-0.802451	-1.487856
Mar-06	1402	407	3.44	1.14	19839	5587	3.55	-0.818317	-1.497502
Apr-06	1108	343	3.23	0.83	15482	4684	3.31	-0.409084	-1.248706
May-06	1219	384	3.17	0.79	16094	5186	3.10	0.724232	-0.559698
Jun-06	1005	302	3.33	0.94	18342	5416	3.39	-0.44207	-1.268759
Jul-06	757	213	3.55	1.46	16045	4702	3.41	0.970894	-0.409739
Aug-06	914	270	3.39	0.83	17997	5404	3.33	0.379423	-0.769327
Sep-06	842	235	3.58	1.24	17853	5169	3.45	0.905674	-0.449389
Oct-06	202	59	3.42	1.13	16846	5208	3.23	0.647112	-0.560764
Nov-06	29	10	2.90	0.32	12681	4152	3.05	-0.239871	-1.145831
Dec-06	18	6	3	0.00	11680	3715	3.14	-0.158996	-1.096663



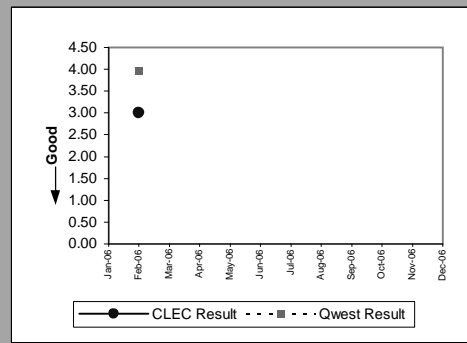
Business(Parity)									
Date	CLEC Num	CLEC Denom	CLEC Result	CLEC Std Dev	Qwest Num	Qwest Denom	Qwest Result	Mod Z Scr	Parity Scr
Jan-06	23	4	5.75	4.11	6752	1649	4.09	0.880666	-0.279544
Feb-06	4	1	4	0.00	7430	1636	4.54	-0.110926	-1.067438
Mar-06	8	3	2.67	0.58	7644	1785	4.28	-0.644618	-1.3919
Apr-06	30	8	3.75	1.75	6003	1564	3.84	-0.057642	-1.035044
May-06	6	2	3	0.00	6539	1775	3.68	-0.275162	-1.167287
Jun-06	10	3	3.33	0.58	6708	1734	3.87	-0.23418	-1.142372
Jul-06									
Aug-06	11	4	2.75	2.22	4856	1334	3.64	-0.28773	-1.174927
Sep-06	4	2	2	0.00	4897	1279	3.83	-0.458625	-1.278824
Oct-06									
Nov-06	6	2	3	1.41	3680	929	3.96	-0.164173	-1.09981
Dec-06	2	1	2	0.00	3190	843	3.78	-0.253002	-1.153814



Qwest DSL(Parity)									
Date	CLEC Num	CLEC Denom	CLEC Result	CLEC Std Dev	Qwest Num	Qwest Denom	Qwest Result	Mod Z Scr	Parity Scr
Jan-06	42	5	8.40	8.79	21412	4673	4.58	1.738573	0.202155
Feb-06									
Mar-06									
Apr-06									
May-06									
Jun-06									
Jul-06									
Aug-06									
Sep-06									
Oct-06									
Nov-06									
Dec-06									

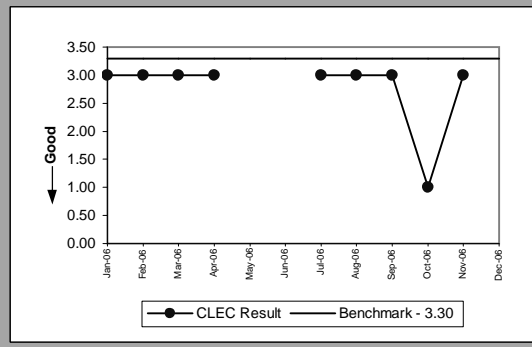


UNE - P (POTS)(Parity)									
Date	CLEC Num	CLEC Denom	CLEC Result	CLEC Std Dev	Qwest Num	Qwest Denom	Qwest Result	Mod Z Scr	Parity Scr
Jan-06									
Feb-06	6	2	3	0.00	26660	6724	3.96	-0.392705	-1.238748
Mar-06									
Apr-06									
May-06									
Jun-06									
Jul-06									
Aug-06									
Sep-06									
Oct-06									
Nov-06									
Dec-06									



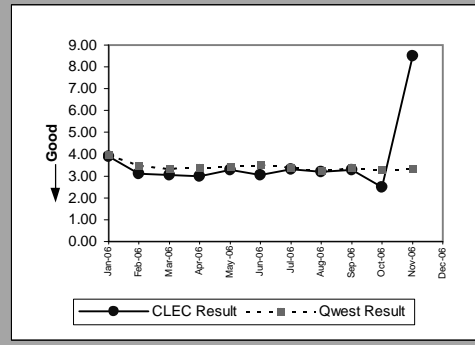
OP-4A - Installation Interval (Average Days) - Dispatches within MSAs

Line Splitting					
Date	Numerator	Denominator	CLEC Result	Standard Dev	
Jan-06		3	1	3	0.00
Feb-06		12	4	3	0.00
Mar-06		15	5	3	0.00
Apr-06		9	3	3	0.00
May-06					
Jun-06					
Jul-06	6		2	3	0.00
Aug-06	6		2	3	0.00
Sep-06	6		2	3	0.00
Oct-06	3		3	1	1.73
Nov-06	9		3	3	0.00
Dec-06					

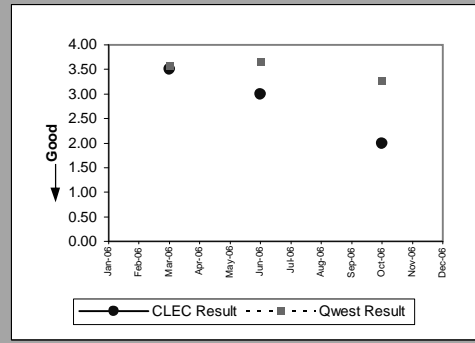


OP-4B - Installation Interval (Average Days) - Dispatches outside MSAs

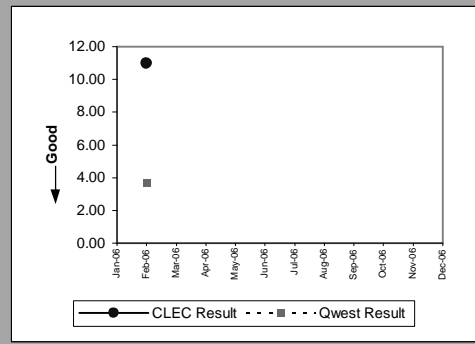
Residence(Parity)									
Date	CLEC Num	CLEC Denom	CLEC Result	CLEC Std Dev	Qwest Num	Qwest Denom	Qwest Result	Mod Z Scr	Parity Scr
Jan-06	148	38	3.89	2	3580	899	3.98	-0.135234	-1.082216
Feb-06	156	50	3.12	1.08	2915	835	3.49	-0.972655	-1.591332
Mar-06	150	49	3.06	0.80	3237	966	3.35	-0.670877	-1.407864
Apr-06	158	53	2.98	0.14	2618	772	3.39	-1.038491	-1.631358
May-06	177	54	3.28	1.38	3114	909	3.43	-0.208048	-1.126484
Jun-06	76	25	3.04	0.68	3545	1004	3.53	-0.587018	-1.356882
Jul-06	96	29	3.31	1	3170	933	3.40	-0.159286	-1.096839
Aug-06	77	24	3.21	0.88	3410	1050	3.25	-0.06814	-1.041426
Sep-06	102	31	3.29	1.16	3222	960	3.36	-0.130695	-1.079457
Oct-06	10	4	2.50	1	3188	971	3.28	-0.541653	-1.329302
Nov-06	17	2	8.50	7.78	2922	874	3.34	2.239179	0.078748
Dec-06									



Business(Parity)									
Date	CLEC Num	CLEC Denom	CLEC Result	CLEC Std Dev	Qwest Num	Qwest Denom	Qwest Result	Mod Z Scr	Parity Scr
Jan-06									
Feb-06									
Mar-06	14	4	3.50	0.58	835	233	3.58	-0.063343	-1.03851
Apr-06									
May-06									
Jun-06	3	1	3	0.00	910	249	3.65	-0.201836	-1.122708
Jul-06									
Aug-06									
Sep-06									
Oct-06	2	1	2	0.00	477	146	3.27	-0.443312	-1.269515
Nov-06									
Dec-06									

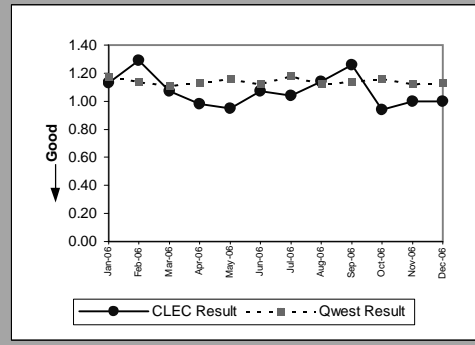


UNE - P (POTS)(Parity)									
Date	CLEC Num	CLEC Denom	CLEC Result	CLEC Std Dev	Qwest Num	Qwest Denom	Qwest Result	Mod Z Scr	Parity Scr
Jan-06									
Feb-06	11	1	11	0.00	3753	1023	3.67	2.117542	0.236292
Mar-06									
Apr-06									
May-06									
Jun-06									
Jul-06									
Aug-06									
Sep-06									
Oct-06									
Nov-06									
Dec-06									

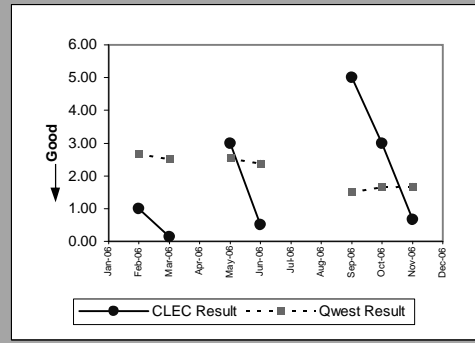


OP-4C - Installation Interval (Average Days) - No dispatches

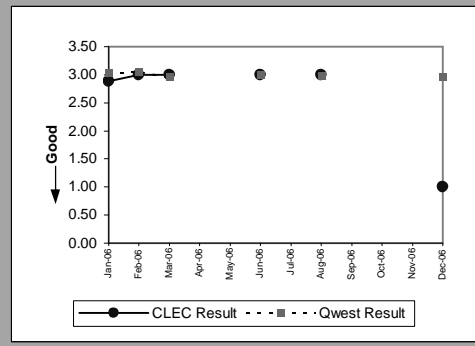
Residence(Parity)									
Date	CLEC Num	CLEC Denom	CLEC Result	CLEC Std Dev	Qwest Num	Qwest Denom	Qwest Result	Mod Z Scr	Parity Scr
Jan-06	108	96	1.13	1.13	10635	9059	1.17	-0.715931	-1.435255
Feb-06	201	156	1.29	1.03	9021	7901	1.14	2.931291	0.782098
Mar-06	181	169	1.07	0.58	9100	8164	1.11	-0.965329	-1.586878
Apr-06	47	48	0.98	0.14	7923	7032	1.13	-1.376654	-1.836946
May-06	37	39	0.95	0.22	8945	7701	1.16	-1.649277	-2.002689
Jun-06	49	46	1.07	0.49	8158	7311	1.12	-0.465088	-1.282753
Jul-06	47	45	1.04	0.37	8566	7285	1.18	-1.292312	-1.78567
Aug-06	49	43	1.14	0.77	9947	8914	1.12	0.230787	-0.625596
Sep-06	59	47	1.26	0.85	8650	7615	1.14	1.397512	-0.124827
Oct-06	48	51	0.94	0.24	9537	8235	1.16	-2.543352	-2.546248
Nov-06	30	30	1	0.00	8733	7778	1.12	-1.022119	-1.621404
Dec-06	19	19	1	0.00	7271	6449	1.13	-1.049653	-1.63814



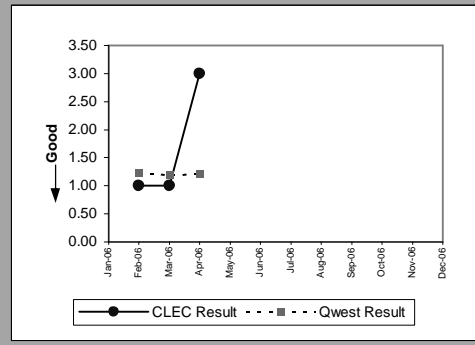
Business(Parity)									
Date	CLEC Num	CLEC Denom	CLEC Result	CLEC Std Dev	Qwest Num	Qwest Denom	Qwest Result	Mod Z Scr	Parity Scr
Jan-06									
Feb-06	25	25	1	0.00	1282	479	2.68	-4.399737	-3.67485
Mar-06	1	7	0.14	0.38	1378	544	2.53	-2.819288	-2.714005
Apr-06									
May-06	3	1	3	0.00	1246	490	2.54	0.319732	-1.190515
Jun-06	1	2	0.50	0.71	1166	487	2.39	-1.06711	-1.648757
Jul-06									
Aug-06									
Sep-06	5	1	5	0.00	365	243	1.50	2.393486	0.261422
Oct-06	3	1	3	0.00	533	322	1.66	1.108722	-0.564711
Nov-06	2	3	0.67	0.58	633	376	1.68	-0.773795	-1.470434
Dec-06									



Qwest DSL(Parity)									
Date	CLEC Num	CLEC Denom	CLEC Result	CLEC Std Dev	Qwest Num	Qwest Denom	Qwest Result	Mod Z Scr	Parity Scr
Jan-06	23	8	2.88	0.35	12953	4257	3.04	-0.198636	-1.120762
Feb-06	12	4	3	0.00	12287	4024	3.05	-0.107849	-1.065568
Mar-06	6	2	3	0.00	15890	5375	2.96	0.098875	0.335585
Apr-06									
May-06									
Jun-06	3	1	3	0.00	10378	3454	3	-0.00346	-1.002104
Jul-06									
Aug-06	3	1	3	0.00	10001	3362	2.97	0.038662	-2.248591
Sep-06									
Oct-06									
Nov-06									
Dec-06	1	1	1	0.00	8633	2914	2.96	-5.398082	-4.281801



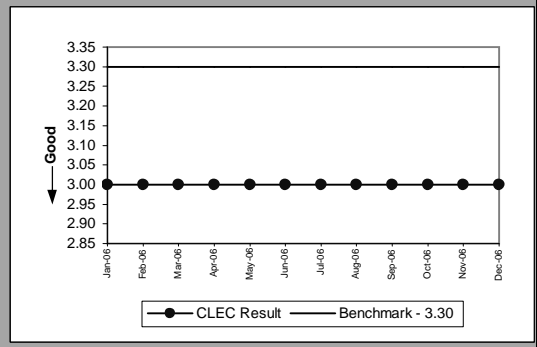
UNE - P (POTS)(Parity)									
Date	CLEC Num	CLEC Denom	CLEC Result	CLEC Std Dev	Qwest Num	Qwest Denom	Qwest Result	Mod Z Scr	Parity Scr
Jan-06									
Feb-06	3	3	1	0.00	10303	8380	1.23	-0.480141	-1.291905
Mar-06	2	2	1	0.00	10478	8708	1.20	-0.333011	-1.202456
Apr-06	3	1	3	0.00	9005	7451	1.21	2.044357	0.093786
May-06									
Jun-06									
Jul-06									
Aug-06									
Sep-06									
Oct-06									
Nov-06									
Dec-06									





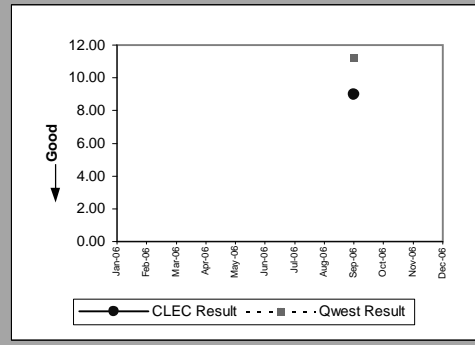
OP-4C - Installation Interval (Average Days) - No dispatches

Line Splitting					
Date	Numerator	Denominator	CLEC Result	Standard Dev	
Jan-06	6	2	3	0.00	
Feb-06	30	10	3	0.00	
Mar-06	57	19	3	0.00	
Apr-06	72	24	3	0.00	
May-06	36	12	3	0.00	
Jun-06	33	11	3	0.00	
Jul-06	57	19	3	0.00	
Aug-06	57	19	3	0.00	
Sep-06	51	17	3	0.00	
Oct-06	72	24	3	0.00	
Nov-06	96	32	3	0.00	
Dec-06	45	15	3	0.00	

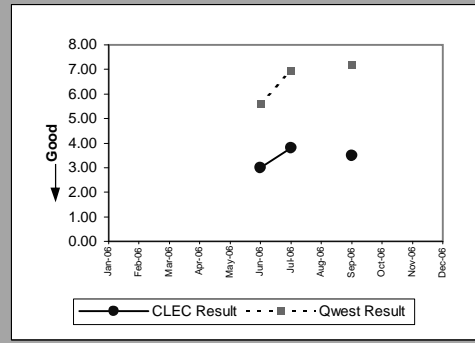


OP-4D - Installation Interval (Average Days) - Interval Zone One

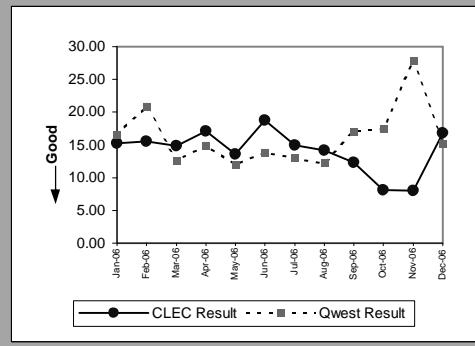
DS1(Parity)									
Date	CLEC Num	CLEC Denom	CLEC Result	CLEC Std Dev	Qwest Num	Qwest Denom	Qwest Result	Mod Z Scr	Parity Scr
Jan-06									
Feb-06									
Mar-06									
Apr-06									
May-06									
Jun-06									
Jul-06									
Aug-06									
Sep-06	9	1	9	0.00	851	76	11.20	-0.376909	-1.229144
Oct-06									
Nov-06									
Dec-06									



Basic Rate ISDN(Parity)									
Date	CLEC Num	CLEC Denom	CLEC Result	CLEC Std Dev	Qwest Num	Qwest Denom	Qwest Result	Mod Z Scr	Parity Scr
Jan-06									
Feb-06									
Mar-06									
Apr-06									
May-06									
Jun-06	6	2	3	0.00	275	49	5.61	-1.060501	-1.644739
Jul-06	19	5	3.80	1.10	194	28	6.93	-1.347072	-1.818962
Aug-06									
Sep-06	7	2	3.50	0.71	216	30	7.20	-0.931012	-1.566015
Oct-06									
Nov-06									
Dec-06									

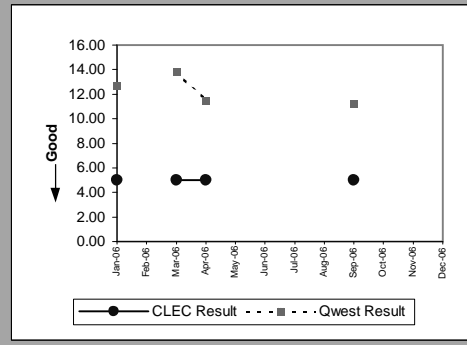


LIS Trunk(Parity)									
Date	CLEC Num	CLEC Denom	CLEC Result	CLEC Std Dev	Qwest Num	Qwest Denom	Qwest Result	Mod Z Scr	Parity Scr
Jan-06	76	5	15.20	8.07	248	15	16.53	-0.442932	-1.269283
Feb-06	155	10	15.50	7.04	272	13	20.92	-3.30225	-3.007625
Mar-06	149	10	14.90	7.37	88	7	12.57	0.666334	-0.717358
Apr-06	308	18	17.11	4.75	150	10	15	0.652309	-0.488331
May-06	177	13	13.62	6.91	96	8	12	0.669201	-0.634764
Jun-06	169	9	18.78	5.59	194	14	13.86	2.18339	0.22448
Jul-06	135	9	15	6.93	130	10	13	0.753937	-0.572552
Aug-06	156	11	14.18	5.19	122	10	12.20	0.641739	-0.603234
Sep-06	111	9	12.33	5.61	119	7	17	-1.771213	-2.076821
Oct-06	114	14	8.14	3.51	70	4	17.50	-1.675773	-2.018798
Nov-06	16	2	8	2.83	195	7	27.86	-2.02119	-2.228796
Dec-06	218	13	16.77	5.53	76	5	15.20	0.547178	-0.681187

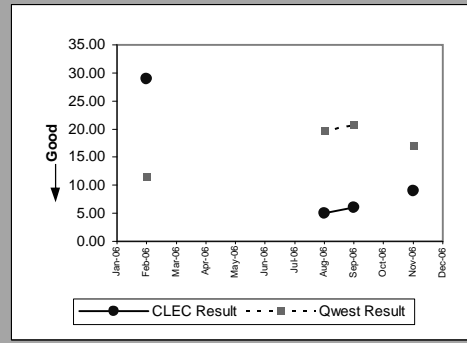


OP-4D - Installation Interval (Average Days) - Interval Zone One

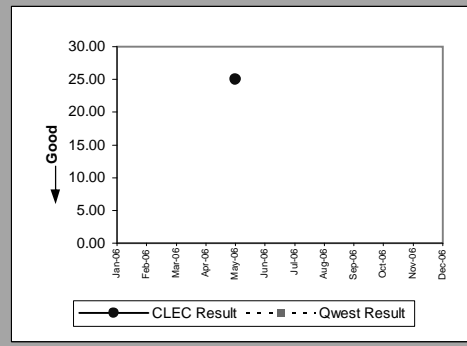
UDIT DS1(Parity)										
Date	CLEC Num	CLEC Denom	CLEC Result	CLEC Std Dev	Qwest Num	Qwest Denom	Qwest Result	Mod Z Scr	Parity Scr	
Jan-06	5	1	5	0.00	966	76	12.71	-0.687042	-1.417692	
Feb-06										
Mar-06	5	1	5	0.00	1229	89	13.81	-0.390251	-1.237256	
Apr-06	5	1	5	0.00	1099	96	11.45	-0.852414	-1.518231	
May-06										
Jun-06										
Jul-06										
Aug-06										
Sep-06	10	2	5	0.00	851	76	11.20	-1.493667	-1.908085	
Oct-06										
Nov-06										
Dec-06										



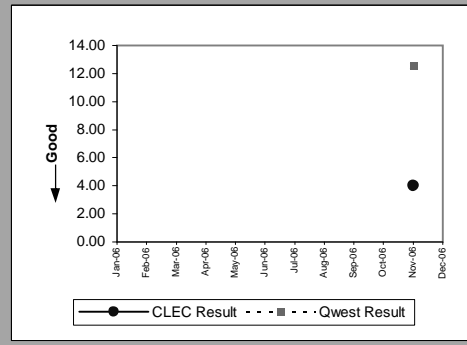
UDIT Above DS1 Level(Parity)										
Date	CLEC Num	CLEC Denom	CLEC Result	CLEC Std Dev	Qwest Num	Qwest Denom	Qwest Result	Mod Z Scr	Parity Scr	
Jan-06										
Feb-06	29	1	29	0.00	264	23	11.48	1.871658	-0.12051	
Mar-06										
Apr-06										
May-06										
Jun-06										
Jul-06										
Aug-06	5	1	5	0.00	514	26	19.77	-1.132745	-1.68866	
Sep-06	24	4	6	1.15	478	23	20.78	-1.127413	-1.685419	
Oct-06										
Nov-06	9	1	9	0.00	257	15	17.13	-0.412939	-1.251049	
Dec-06										



Dark Fiber - IOF(Diagnostic)										
Date	CLEC Num	CLEC Denom	CLEC Result	CLEC Std Dev	Qwest Num	Qwest Denom	Qwest Result	Mod Z Scr	Parity Scr	
Jan-06										
Feb-06										
Mar-06										
Apr-06										
May-06	50	2	25	1.41						
Jun-06										
Jul-06										
Aug-06										
Sep-06										
Oct-06										
Nov-06										
Dec-06										

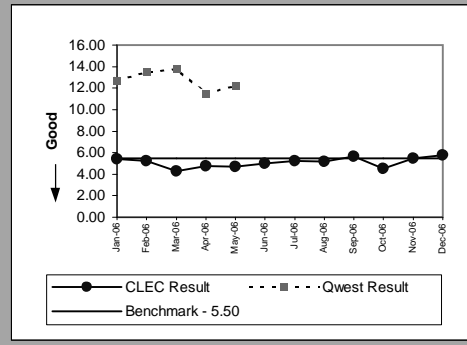


Unbundled Loop - 4 Wire Non-Loaded(Parity)										
Date	CLEC Num	CLEC Denom	CLEC Result	CLEC Std Dev	Qwest Num	Qwest Denom	Qwest Result	Mod Z Scr	Parity Scr	
Jan-06										
Feb-06										
Mar-06										
Apr-06										
May-06										
Jun-06										
Jul-06										
Aug-06										
Sep-06										
Oct-06										
Nov-06	4	1	4	0.00	892	71	12.56	-0.998664	-1.607144	
Dec-06										

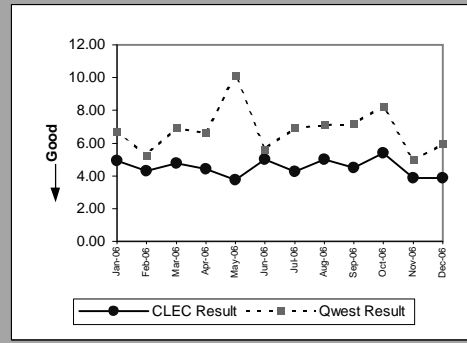


OP-4D - Installation Interval (Average Days) - Interval Zone One

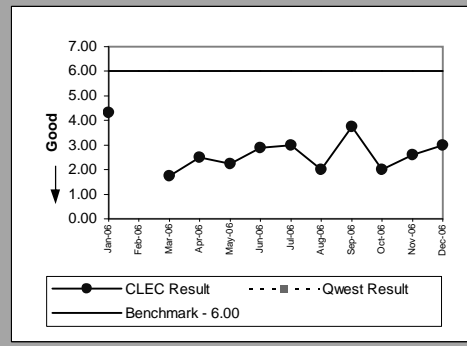
Unbundled Loop - DS1 Capable(Benchmark)									
Date	CLEC Num	CLEC Denom	CLEC Result	CLEC Std Dev	Qwest Num	Qwest Denom	Qwest Result	Mod Z Scr	Parity Scr
Jan-06	416	77	5.40	3.83	966	76	12.71	-4.053581	-3.464402
Feb-06	325	62	5.24	2.65	903	67	13.48	-3.868033	-3.351597
Mar-06	447	104	4.30	1.01	1229	89	13.81	-2.934269	-2.783909
Apr-06	583	123	4.74	2	1099	96	11.45	-6.54554	-4.979406
May-06	577	123	4.69	1.81	833	68	12.25	-8.19082	-5.979665
Jun-06	532	107	4.97	2.53					-0.28802
Jul-06	457	87	5.25	2.87					-0.134796
Aug-06	465	90	5.17	2.79					-0.181818
Sep-06	480	85	5.65	3.84					0.080214
Oct-06	564	124	4.55	1.24					-0.519062
Nov-06	663	121	5.48	3.25					-0.01127
Dec-06	488	85	5.74	3.98					0.131551



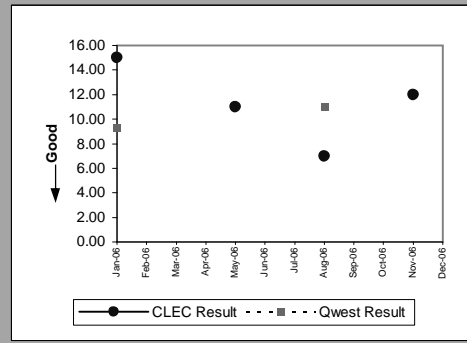
Unbundled Loop ISDN Capable(Parity)									
Date	CLEC Num	CLEC Denom	CLEC Result	CLEC Std Dev	Qwest Num	Qwest Denom	Qwest Result	Mod Z Scr	Parity Scr
Jan-06	89	18	4.94	2.39	229	34	6.74	-0.941027	-1.572104
Feb-06	60	14	4.29	1.20	183	35	5.23	-0.886998	-1.539257
Mar-06	124	26	4.77	0.59	264	38	6.95	-1.527184	-1.928462
Apr-06	22	5	4.40	1.34	212	32	6.63	-0.806029	-1.490031
May-06	15	4	3.75	1.50	578	57	10.14	-1.530949	-1.930751
Jun-06	40	8	5	2.20	275	49	5.61	-0.470219	-1.285873
Jul-06	34	8	4.25	0.89	194	28	6.93	-1.396734	-1.849154
Aug-06	30	6	5	0.00	291	41	7.10	-0.61599	-1.374495
Sep-06	9	2	4.50	2.12	216	30	7.20	-0.679387	-1.413038
Oct-06	27	5	5.40	1.52	305	37	8.24	-0.538609	-1.327451
Nov-06	27	7	3.86	1.35	129	26	4.96	-0.762875	-1.463795
Dec-06	31	8	3.88	1.46	83	14	5.93	-1.007556	-1.612551



Unbundled Loop - ADSL Qualified(Benchmark)									
Date	CLEC Num	CLEC Denom	CLEC Result	CLEC Std Dev	Qwest Num	Qwest Denom	Qwest Result	Mod Z Scr	Parity Scr
Jan-06	26	6	4.33	1.03					-0.833333
Feb-06									
Mar-06	7	4	1.75	0.50					-2.125
Apr-06	5	2	2.50	0.71					-1.75
May-06	9	4	2.25	0.50					-1.875
Jun-06	23	8	2.88	0.35					-1.5625
Jul-06	6	2	3	0.00					-1.5
Aug-06	4	2	2	1.41					-2
Sep-06	15	4	3.75	1.50					-1.125
Oct-06	4	2	2	1.41					-2
Nov-06	13	5	2.60	0.55					-1.7
Dec-06	3	1	3	0.00					-1.5

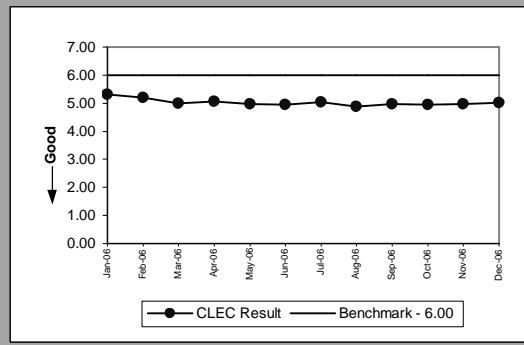


E911(Parity)									
Date	CLEC Num	CLEC Denom	CLEC Result	CLEC Std Dev	Qwest Num	Qwest Denom	Qwest Result	Mod Z Scr	Parity Scr
Jan-06	60	4	15	5.77	121	13	9.31	3.337591	0.202155
Feb-06									
Mar-06									
Apr-06									
May-06	44	4	11	0.00					
Jun-06									
Jul-06									
Aug-06	7	1	7	0.00	11	1	11		
Sep-06									
Oct-06									
Nov-06	36	3	12	0.00					
Dec-06									

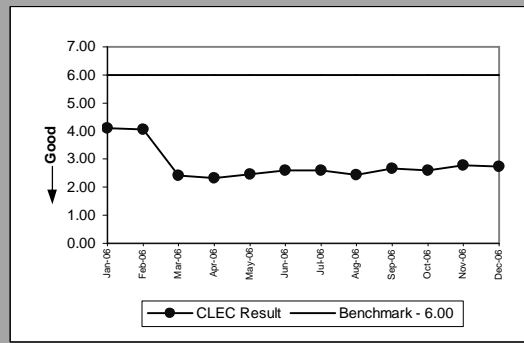


OP-4D - Installation Interval (Average Days) - Interval Zone One

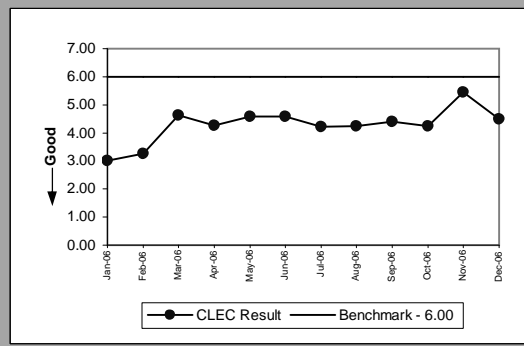
Unbundled Loop Analog(Benchmark)					
Date	Num	Denom	CLEC Result	Standard Dev	
Jan-06	5042	949	5.31	1.54	
Feb-06	3987	767	5.20	1.06	
Mar-06	4976	996	5	1.58	
Apr-06	3290	650	5.06	0.86	
May-06	3304	666	4.96	0.62	
Jun-06	3324	673	4.94	0.74	
Jul-06	2927	581	5.04	0.83	
Aug-06	3871	791	4.89	0.79	
Sep-06	3027	610	4.96	0.72	
Oct-06	3616	730	4.95	0.74	
Nov-06	3077	619	4.97	1.02	
Dec-06	2579	515	5.01	0.68	



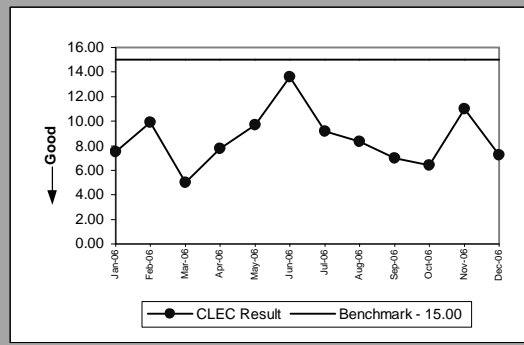
Unbundled Loop - 2 Wire Non-Loaded(Benchmark)					
Date	Num	Denom	CLEC Result	Standard Dev	
Jan-06	1150	280	4.11	1.56	
Feb-06	488	120	4.07	4.47	
Mar-06	470	195	2.41	0.89	
Apr-06	314	135	2.33	0.95	
May-06	361	147	2.46	0.92	
Jun-06	469	181	2.59	0.82	
Jul-06	418	161	2.60	0.74	
Aug-06	423	174	2.43	0.63	
Sep-06	441	165	2.67	0.96	
Oct-06	439	168	2.61	1.14	
Nov-06	382	137	2.79	1.17	
Dec-06	339	124	2.73	1.22	



Unbundled Loop - XDSL(Benchmark)					
Date	Num	Denom	CLEC Result	Standard Dev	
Jan-06	3	1	3	0.00	
Feb-06	13	4	3.25	0.50	
Mar-06	130	28	4.64	3.57	
Apr-06	81	19	4.26	1.10	
May-06	78	17	4.59	2.87	
Jun-06	78	17	4.59	1.18	
Jul-06	59	14	4.21	0.89	
Aug-06	55	13	4.23	1.17	
Sep-06	128	29	4.41	1.05	
Oct-06	55	13	4.23	2.01	
Nov-06	49	9	5.44	2.70	
Dec-06	36	8	4.50	1.20	

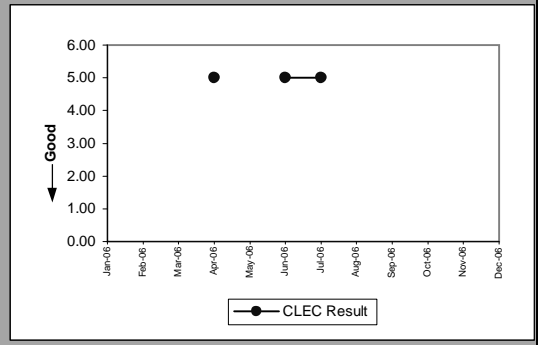


Unbundled Loop Conditioned(Benchmark)					
Date	Num	Denom	CLEC Result	Standard Dev	
Jan-06	90	12	7.50	5.90	
Feb-06	109	11	9.91	5.20	
Mar-06	25	5	5	1.22	
Apr-06	31	4	7.75	4.86	
May-06	29	3	9.67	4.62	
Jun-06	136	10	13.60	5.08	
Jul-06	55	6	9.17	5.78	
Aug-06	50	6	8.33	4.84	
Sep-06	28	4	7	6.32	
Oct-06	45	7	6.43	3.78	
Nov-06	66	6	11	10.41	
Dec-06	29	4	7.25	4.79	

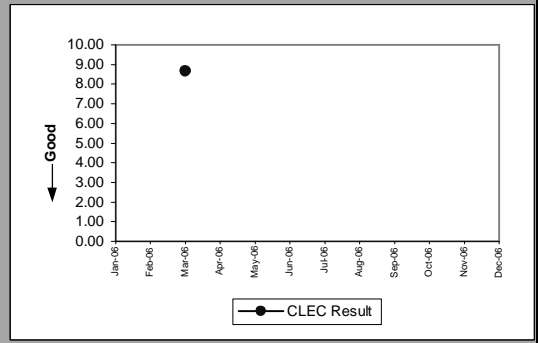


OP-4D - Installation Interval (Average Days) - Interval Zone One

Enhanced Extended Loops - DS0 Capable(Diagnostic)				
Date	Num	Denom	CLEC Result	Standard Dev
Jan-06				
Feb-06				
Mar-06				
Apr-06	5	1	5	0.00
May-06				
Jun-06	5	1	5	0.00
Jul-06	15	3	5	0.00
Aug-06				
Sep-06				
Oct-06				
Nov-06				
Dec-06				

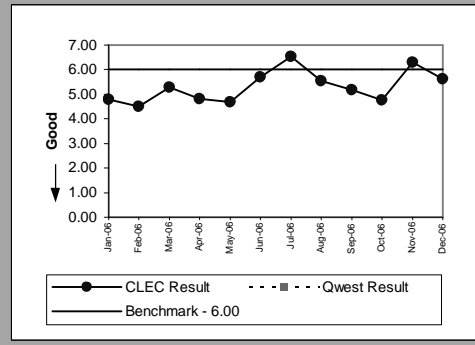


Enhanced Extended Loops - DS3 Capable(Diagnostic)				
Date	Num	Denom	CLEC Result	Standard Dev
Jan-06				
Feb-06				
Mar-06	26	3	8.67	0.58
Apr-06				
May-06				
Jun-06				
Jul-06				
Aug-06				
Sep-06				
Oct-06				
Nov-06				
Dec-06				



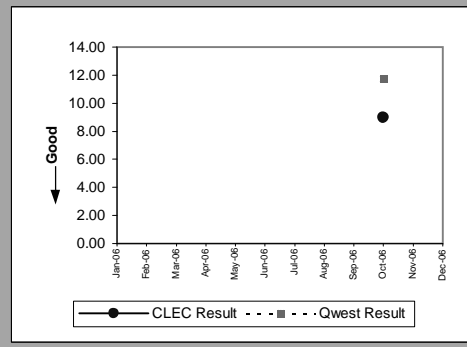
OP-4D - Installation Interval (Average Days) - Interval Zone One

Enhanced Extended Loops - DS1 Capable(Benchmark)									
Date	CLEC Num	CLEC Denom	CLEC Result	CLEC Std Dev	Qwest Num	Qwest Denom	Qwest Result	Mod Z Scr	Parity Scr
Jan-06	297	62	4.79	0.79					-0.604839
Feb-06	238	53	4.49	1.30					-0.754717
Mar-06	316	60	5.27	3.77					-0.366667
Apr-06	352	73	4.82	1.85					-0.589041
May-06	360	77	4.68	2.40					-0.662338
Jun-06	531	93	5.71	3.91					-0.145161
Jul-06	484	74	6.54	5.78					0.27027
Aug-06	354	64	5.53	4.36					-0.234375
Sep-06	202	39	5.18	1.54					-0.410256
Oct-06	238	50	4.76	1.15					-0.62
Nov-06	258	41	6.29	3.38					0.146341
Dec-06	264	47	5.62	2.07					-0.191489

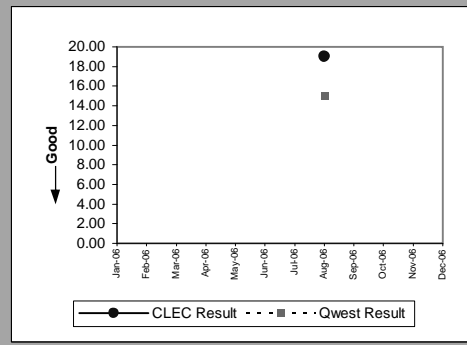


OP-4E - Installation Interval (Average Days) - Interval Zone Two

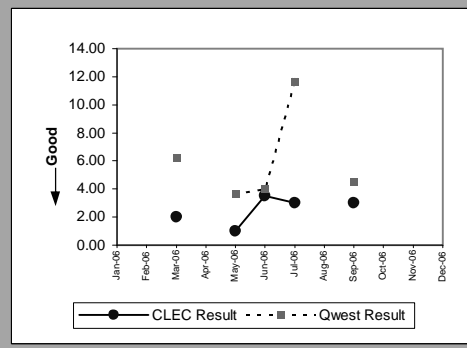
ISDN Primary(Parity)									
Date	CLEC Num	CLEC Denom	CLEC Result	CLEC Std Dev	Qwest Num	Qwest Denom	Qwest Result	Mod Z Scr	Parity Scr
Jan-06									
Feb-06									
Mar-06									
Apr-06									
May-06									
Jun-06									
Jul-06									
Aug-06									
Sep-06									
Oct-06	18	2	9	0.00	610	52	11.73	-0.673608	-1.409524
Nov-06									
Dec-06									



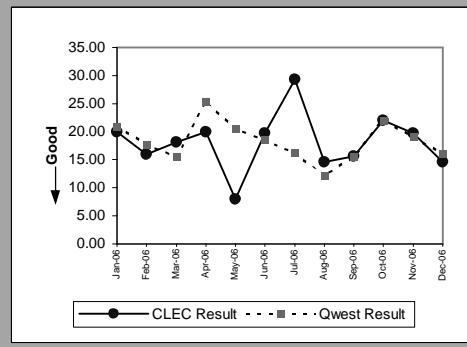
DS1(Parity)									
Date	CLEC Num	CLEC Denom	CLEC Result	CLEC Std Dev	Qwest Num	Qwest Denom	Qwest Result	Mod Z Scr	Parity Scr
Jan-06									
Feb-06									
Mar-06									
Apr-06									
May-06									
Jun-06									
Jul-06									
Aug-06	19	1	19	0.00	842	56	15.04	0.36512	-0.490499
Sep-06									
Oct-06									
Nov-06									
Dec-06									



Basic Rate ISDN(Parity)									
Date	CLEC Num	CLEC Denom	CLEC Result	CLEC Std Dev	Qwest Num	Qwest Denom	Qwest Result	Mod Z Scr	Parity Scr
Jan-06									
Feb-06									
Mar-06	2	1	2	0.00	68	11	6.18	-1.231868	-1.748923
Apr-06									
May-06	2	2	1	0.00	44	12	3.67	-2.680238	-2.629469
Jun-06	7	2	3.50	0.71	52	13	4	-0.416333	-1.253113
Jul-06	3	1	3	0.00	152	13	11.69	-0.543441	-1.330389
Aug-06									
Sep-06	3	1	3	0.00	36	8	4.50	-0.797724	-1.484982
Oct-06									
Nov-06									
Dec-06									



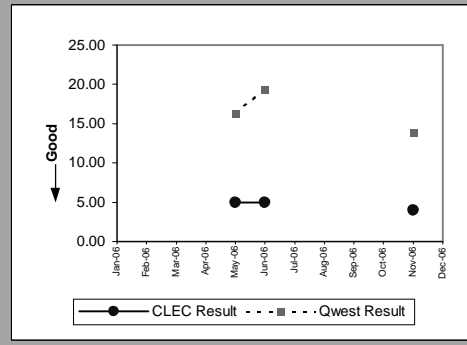
LIS Trunk(Parity)									
Date	CLEC Num	CLEC Denom	CLEC Result	CLEC Std Dev	Qwest Num	Qwest Denom	Qwest Result	Mod Z Scr	Parity Scr
Jan-06	80	4	20	2.31	314	15	20.93	-0.25792	-1.156804
Feb-06	96	6	16	3.69	212	12	17.67	-0.679556	-1.413141
Mar-06	200	11	18.18	6.29	235	15	15.67	1.138865	-0.351348
Apr-06	60	3	20	3.46	611	24	25.46	-0.526104	-1.319849
May-06	40	5	8	6.20	329	16	20.56	-2.509545	-2.525695
Jun-06	177	9	19.67	6.89	260	14	18.57	0.478297	-0.661788
Jul-06	205	7	29.29	20.70	259	16	16.19	4.043565	0.093786
Aug-06	146	10	14.60	11.98	170	14	12.14	0.863729	-0.54074
Sep-06	94	6	15.67	6.12	329	21	15.67	0	-1
Oct-06	66	3	22	0.00	308	14	22	0	-1
Nov-06	79	4	19.75	5.80	343	18	19.06	0.34085	-0.656438
Dec-06	102	7	14.57	1.90	129	8	16.13	-0.487987	-1.296675



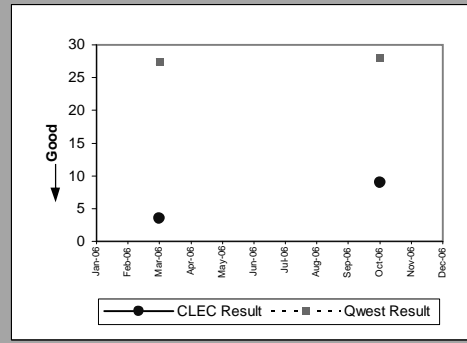


OP-4E - Installation Interval (Average Days) - Interval Zone Two

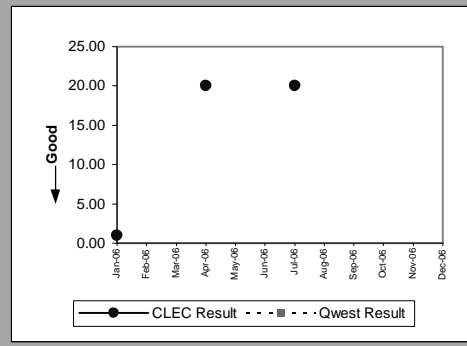
UDIT DS1(Parity)									
Date	CLEC Num	CLEC Denom	CLEC Result	Standard Dev	Qwest Num	Qwest Denom	Qwest Result	Mod Z Scr	Parity Score
Jan-06									
Feb-06									
Mar-06									
Apr-06									
May-06	5	1	5	0.00	1011	62	16.31	-0.716583	-1.435651
Jun-06	5	1	5	0.00	1451	75	19.35	-0.840773	-1.511153
Jul-06									
Aug-06									
Sep-06									
Oct-06									
Nov-06	4	1	4	0.00	318	23	13.83	-0.89641	-1.544978
Dec-06									



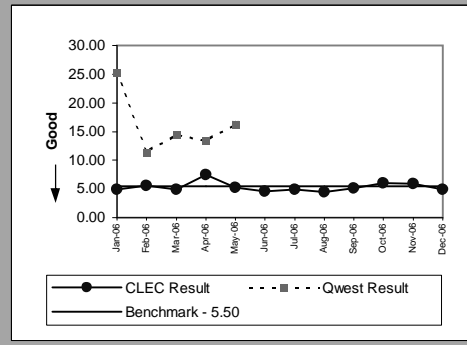
UDIT Above DS1 Level(Parity)									
Date	CLEC Num	CLEC Denom	CLEC Result	Standard Dev	Qwest Num	Qwest Denom	Qwest Result	Mod Z Scr	Parity Score
Jan-06									
Feb-06									
Mar-06	7	2	3.50	0.71	110	4	27.50	-1.127307	-1.685354
Apr-06									
May-06									
Jun-06									
Jul-06									
Aug-06									
Sep-06									
Oct-06	9	1	9	0.00	28	1	28		
Nov-06									
Dec-06									



Dark Fiber - IOF(Diagnostic)									
Date	CLEC Num	CLEC Denom	CLEC Result	Standard Dev	Qwest Num	Qwest Denom	Qwest Result	Mod Z Scr	Parity Score
Jan-06	1	1	1	0.00					
Feb-06									
Mar-06									
Apr-06	20	1	20	0.00					
May-06									
Jun-06	20	1	20	0.00					
Jul-06									
Aug-06									
Sep-06									
Oct-06									
Nov-06									
Dec-06									

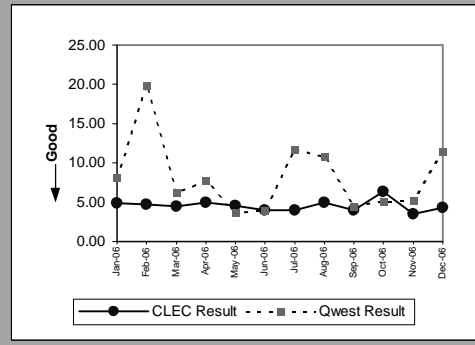


Unbundled Loop - DS1 Capable(Benchmark)									
Date	CLEC Num	CLEC Denom	CLEC Result	Standard Dev	Qwest Num	Qwest Denom	Qwest Result	Mod Z Scr	Parity Score
Jan-06	39	8	4.88	0.35	1942	77	25.22	-1.511572	-1.918971
Feb-06	45	8	5.63	1.77	960	84	11.43	-2.194903	-2.334406
Mar-06	64	13	4.92	0.64	1363	94	14.50	-1.328132	-1.807447
Apr-06	150	20	7.50	7.37	709	53	13.38	-1.996664	-2.213886
May-06	58	11	5.27	1.42	1011	62	16.31	-2.154603	-2.309906
Jun-06	59	13	4.54	0.78					-0.524476
Jul-06	49	10	4.90	0.99					-0.327273
Aug-06	63	14	4.50	0.94					-0.545455
Sep-06	31	6	5.17	1.60					-0.181818
Oct-06	72	12	6	3.67					0.272727
Nov-06	119	20	5.95	3.80					0.245455
Dec-06	34	7	4.86	1.46					-0.350649

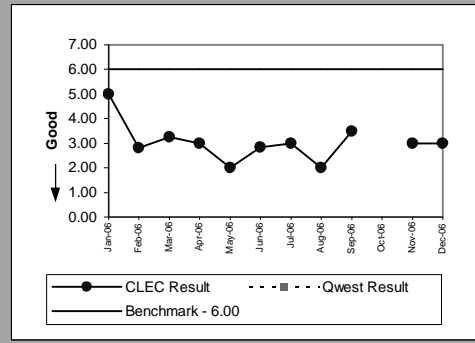


OP-4E - Installation Interval (Average Days) - Interval Zone Two

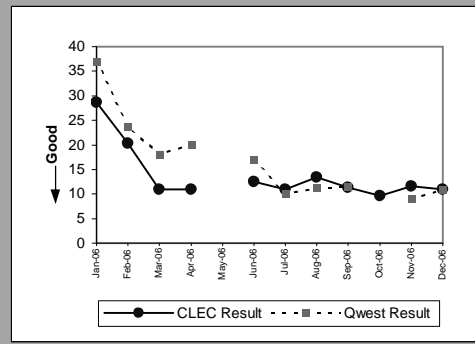
Unbundled Loop ISDN Capable(Parity)									
Date	CLEC Num	CLEC Denom	CLEC Result	Standard Dev	Qwest Num	Qwest Denom	Qwest Result	Mod Z Scr	Parity Score
Jan-06	34	7	4.86	0.38	90	11	8.18	-1.140315	-1.693262
Feb-06	19	4	4.75	0.50	159	8	19.88	-0.772336	-1.469547
Mar-06	9	2	4.50	0.71	68	11	6.18	-0.67315	-1.409246
Apr-06	5	1	5	0.00	54	7	7.71	-0.550937	-1.334946
May-06	41	9	4.56	0.73	44	12	3.67	1.547436	0.093786
Jun-06	24	6	4	1.10	52	13	4	0	-1
Jul-06	16	4	4	1.15	152	13	11.69	-0.872858	-1.53066
Aug-06	15	3	5	0.00	130	12	10.83	-0.706125	-1.429293
Sep-06	12	3	4	1	36	8	4.50	-0.416598	-1.253273
Oct-06	19	3	6.33	1.53	36	7	5.14	0.630943	-0.475181
Nov-06	7	2	3.50	0.71	42	8	5.25	-1.4	-1.85114
Dec-06	26	6	4.33	0.52	46	4	11.50	-1.932706	-2.175002



Unbundled Loop - ADSL Qualified(Benchmark)									
Date	CLEC Num	CLEC Denom	CLEC Result	Standard Dev	Qwest Num	Qwest Denom	Qwest Result	Mod Z Scr	Parity Score
Jan-06	25	5	5	0.00					-0.5
Feb-06	14	5	2.80	1.10					-1.6
Mar-06	13	4	3.25	0.50					-1.375
Apr-06	6	2	3	0.00					-1.5
May-06	2	1	2	0.00					-2
Jun-06	17	6	2.83	0.41					-1.583333
Jul-06	3	1	3	0.00					-1.5
Aug-06	2	1	2	0.00					-2
Sep-06	14	4	3.50	1					-1.25
Oct-06									
Nov-06	3	1	3	0.00					-1.5
Dec-06	6	2	3	0.00					-1.5

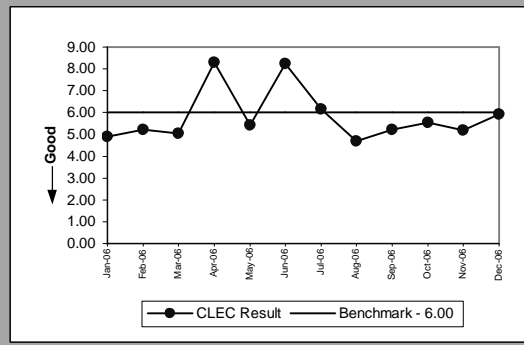


E911(Parity)									
Date	CLEC Num	CLEC Denom	CLEC Result	Standard Dev	Qwest Num	Qwest Denom	Qwest Result	Mod Z Scr	Parity Score
Jan-06	488	17	28.71	18.33	1219	33	36.94	-1.29767	-1.788927
Feb-06	326	16	20.38	7.53	1255	53	23.68	-0.694656	-1.422321
Mar-06	33	3	11	0.00	307	17	18.06	-0.761157	-1.462751
Apr-06	44	4	11	0.00	543	27	20.11	-0.980168	-1.5959
May-06									
Jun-06	88	7	12.57	2.44	51	3	17	-0.926302	-1.563152
Jul-06	11	1	11	0.00	191	19	10.05	0.571757	-0.511837
Aug-06	67	5	13.40	2.19	123	11	11.18	10.166667	0.335855
Sep-06	351	31	11.32	1.19	104	9	11.56	-0.432087	-1.26269
Oct-06	77	8	9.63	0.74					
Nov-06	58	5	11.60	0.55	36	4	9		
Dec-06	44	4	11	0.00	11	1	11		

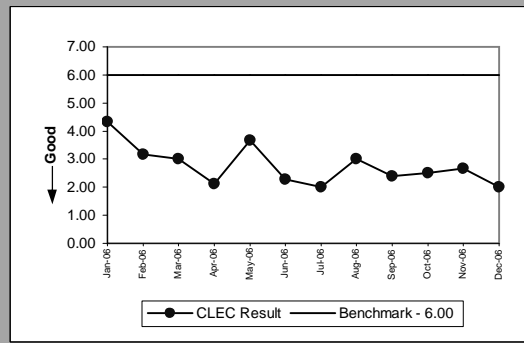


OP-4E - Installation Interval (Average Days) - Interval Zone Two

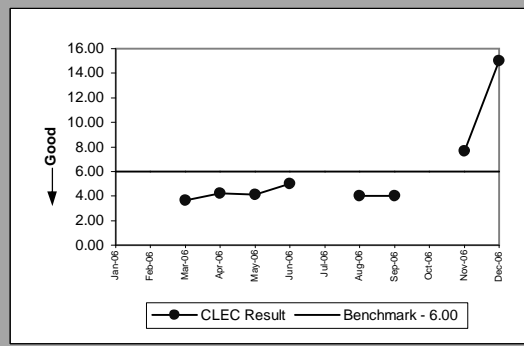
Unbundled Loop Analog(Benchmark)					
Date	Num	Denom	CLEC Result	Standard Dev	
Jan-06	440	90	4.89	0.46	
Feb-06	578	111	5.21	0.66	
Mar-06	630	125	5.04	0.59	
Apr-06	713	86	8.29	8.21	
May-06	731	135	5.41	0.79	
Jun-06	1138	138	8.25	10.85	
Jul-06	277	45	6.16	6.70	
Aug-06	346	74	4.68	0.97	
Sep-06	558	107	5.21	1	
Oct-06	543	98	5.54	4.78	
Nov-06	306	59	5.19	1.18	
Dec-06	545	92	5.92	3.95	



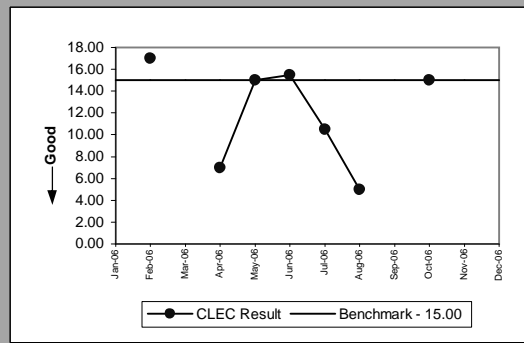
Unbundled Loop - 2 Wire Non-Loaded(Benchmark)					
Date	Num	Denom	CLEC Result	Standard Dev	
Jan-06	65	15	4.33	0.98	
Feb-06	19	6	3.17	1.60	
Mar-06	12	4	3	1.41	
Apr-06	17	8	2.13	0.99	
May-06	11	3	3.67	2.08	
Jun-06	16	7	2.29	0.76	
Jul-06	10	5	2	1	
Aug-06	12	4	3	0.00	
Sep-06	12	5	2.40	0.55	
Oct-06	10	4	2.50	1	
Nov-06	8	3	2.67	0.58	
Dec-06	4	2	2	0.00	



Unbundled Loop - XDSL(Benchmark)					
Date	Num	Denom	CLEC Result	Standard Dev	
Jan-06					
Feb-06					
Mar-06	11	3	3.67	1.15	
Apr-06	21	5	4.20	1.10	
May-06	29	7	4.14	1.07	
Jun-06	10	2	5	0.00	
Jul-06					
Aug-06	12	3	4	1.73	
Sep-06	4	1	4	0.00	
Oct-06					
Nov-06	23	3	7.67	5.51	
Dec-06	30	2	15	0.00	

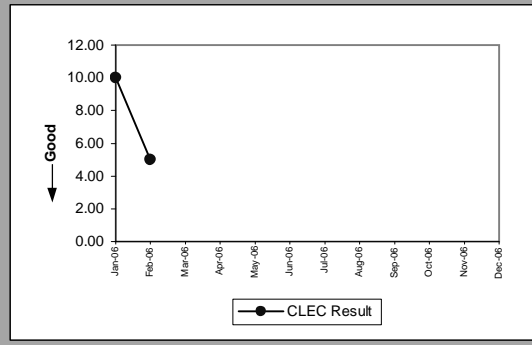


Unbundled Loop Conditioned(Benchmark)					
Date	Num	Denom	CLEC Result	Standard Dev	
Jan-06					
Feb-06	17	1	17	0.00	
Mar-06					
Apr-06	7	1	7	0.00	
May-06	15	1	15	0.00	
Jun-06	31	2	15.50	3.54	
Jul-06	21	2	10.50	3.54	
Aug-06	5	1	5	0.00	
Sep-06					
Oct-06	15	1	15	0.00	
Nov-06					
Dec-06					



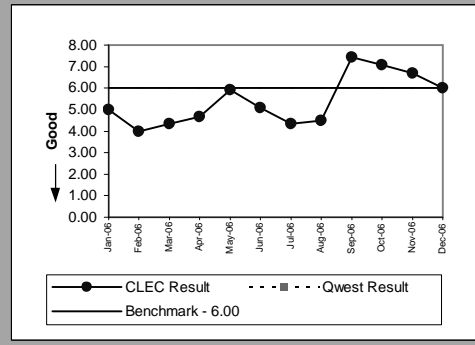
OP-4E - Installation Interval (Average Days) - Interval Zone Two

Enhanced Extended Loops - DS3 Capable(Diagnostic)					
Date	Num	Denom	CLEC Result	Standard Dev	
Jan-06		10	1	10	0.00
Feb-06		5	1	5	0.00
Mar-06					
Apr-06					
May-06					
Jun-06					
Jul-06					
Aug-06					
Sep-06					
Oct-06					
Nov-06					
Dec-06					



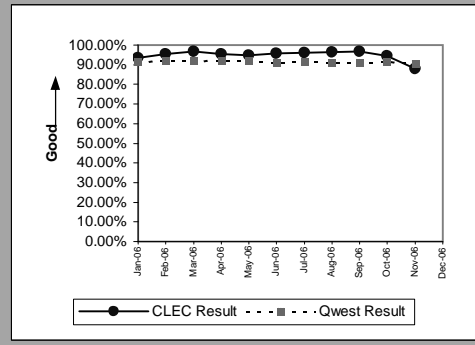
OP-4E - Installation Interval (Average Days) - Interval Zone Two

Enhanced Extended Loops - DS1 Capable(Benchmark)									
Date	CLEC Num	CLEC Denom	CLEC Result	CLEC Std Dev	Qwest Num	Qwest Denom	Qwest Result	Mod Z Scr	Parity Scr
Jan-06	10	2	5	0.00					-0.5
Feb-06	12	3	4	1					-1
Mar-06	13	3	4.33	1.53					-0.833333
Apr-06	14	3	4.67	1.15					-0.666667
May-06	65	11	5.91	3.24					-0.045455
Jun-06	51	10	5.10	0.99					-0.45
Jul-06	13	3	4.33	0.58					-0.833333
Aug-06	18	4	4.50	0.58					-0.75
Sep-06	52	7	7.43	2.07					0.714286
Oct-06	85	12	7.08	1.83					0.541667
Nov-06	107	16	6.69	1.92					0.34375
Dec-06	12	2	6	2.83					0

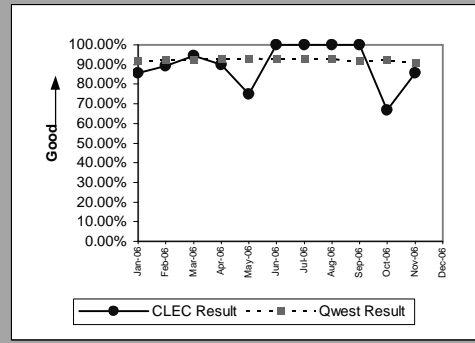


OP-5A - New Service Installation Quality Reported to Repair (Percent)

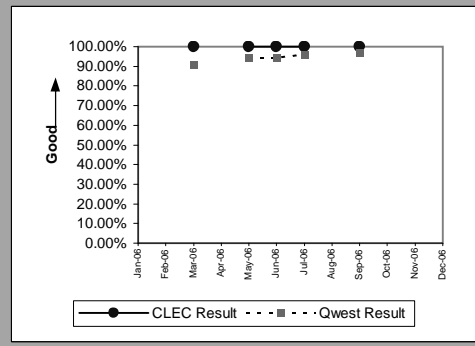
Residence(Parity)									
Date	CLEC Num	CLEC Denom	CLEC Result	CLEC Std Dev	Qwest Num	Qwest Denom	Qwest Result	Mod Z Scr	Parity Scr
Jan-06	1709	1827	93.54%	24.58%	23293	25483	91.41%	-3.145619	-2.912401
Feb-06	1835	1923	95.42%	20.90%	21821	23795	91.70%	-5.688451	-4.458332
Mar-06	2216	2293	96.64%	18.01%	24960	27201	91.76%	-8.162899	-5.96269
Apr-06	1635	1714	95.39%	20.97%	21796	23670	92.08%	-4.898096	-3.977831
May-06	1806	1903	94.90%	21.99%	24193	26321	91.92%	-4.616929	-3.806893
Jun-06	1471	1534	95.89%	19.85%	25134	27510	91.36%	-6.14695	-4.73708
Jul-06	1293	1347	95.99%	19.62%	21931	23982	91.45%	-5.801843	-4.52727
Aug-06	1322	1372	96.36%	18.74%	24790	27138	91.35%	-6.437265	-4.913579
Sep-06	1050	1087	96.60%	18.13%	21886	23998	91.20%	-6.143022	-4.734692
Oct-06	219	232	94.40%	23.00%	24621	26880	91.60%	-1.530885	-1.930712
Nov-06	66	75	88.00%	32.50%	20682	22830	90.59%	0.76742	-0.526501
Dec-06									



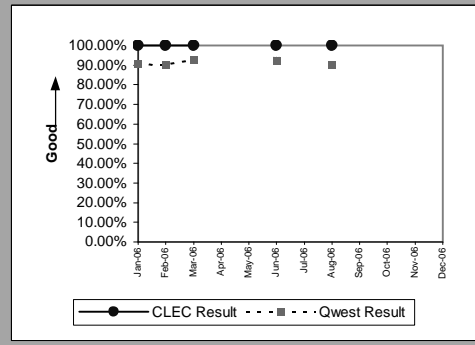
Business(Parity)									
Date	CLEC Num	CLEC Denom	CLEC Result	CLEC Std Dev	Qwest Num	Qwest Denom	Qwest Result	Mod Z Scr	Parity Scr
Jan-06	6	7	85.71%	34.99%	3000	3270	91.74%	0.578926	-0.651005
Feb-06	25	28	89.29%	30.93%	2854	3084	92.54%	0.652954	-0.59118
Mar-06	17	18	94.44%	22.91%	3163	3422	92.43%	-0.322067	-1.195803
Apr-06	9	10	90.00%	30.00%	2894	3102	93.29%	0.415883	-0.723561
May-06	3	4	75.00%	43.30%	3243	3485	93.06%	1.419786	-0.338216
Jun-06	7	7	100.00%	0.00%	3287	3545	92.72%	-0.74051	-1.450198
Jul-06	1	1	100.00%	0.00%	2811	3031	92.74%	-0.279711	-1.170052
Aug-06	8	8	100.00%	0.00%	3251	3500	92.89%	-0.781881	-1.47535
Sep-06	9	9	100.00%	0.00%	2998	3266	91.79%	-0.895726	-1.544563
Oct-06	2	3	66.67%	47.14%	3304	3569	92.57%	1.710883	-0.257032
Nov-06	6	7	85.71%	34.99%	2593	2851	90.95%	0.482307	-0.696579
Dec-06									



Basic Rate ISDN(Parity)									
Date	CLEC Num	CLEC Denom	CLEC Result	CLEC Std Dev	Qwest Num	Qwest Denom	Qwest Result	Mod Z Scr	Parity Scr
Jan-06									
Feb-06									
Mar-06	1	1	100.00%	0.00%	49	54	90.74%	-0.316521	-1.192431
Apr-06									
May-06	2	2	100.00%	0.00%	70	74	94.59%	-0.333584	-1.202805
Jun-06	4	4	100.00%	0.00%	67	71	94.37%	-0.475468	-1.289064
Jul-06	6	6	100.00%	0.00%	51	53	96.23%	-0.459745	-1.279505
Aug-06									
Sep-06	3	3	100.00%	0.00%	65	67	97.01%	-0.29724	-1.180709
Oct-06									
Nov-06									
Dec-06									

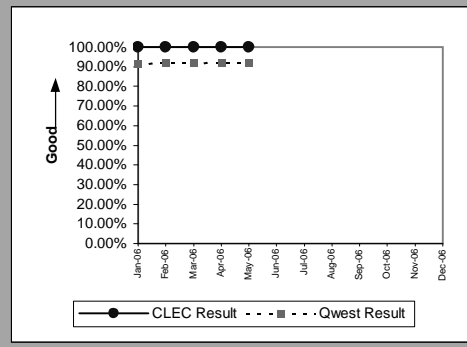


Qwest DSL(Parity)									
Date	CLEC Num	CLEC Denom	CLEC Result	CLEC Std Dev	Qwest Num	Qwest Denom	Qwest Result	Mod Z Scr	Parity Scr
Jan-06	29	29	100.00%	0.00%	12523	13833	90.53%	-1.739906	-2.057788
Feb-06	5	5	100.00%	0.00%	10657	11811	90.23%	-0.735662	-1.447251
Mar-06	2	2	100.00%	0.00%	13529	14589	92.73%	-0.395827	-1.240646
Apr-06									
May-06									
Jun-06	1	1	100.00%	0.00%	9686	10486	92.37%	-0.287377	-1.174713
Jul-06									
Aug-06	1	1	100.00%	0.00%	9502	10522	90.31%	-0.327621	-1.19918
Sep-06									
Oct-06									
Nov-06									
Dec-06									

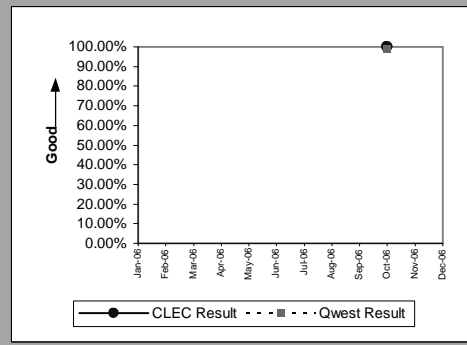


OP-5A - New Service Installation Quality Reported to Repair (Percent)

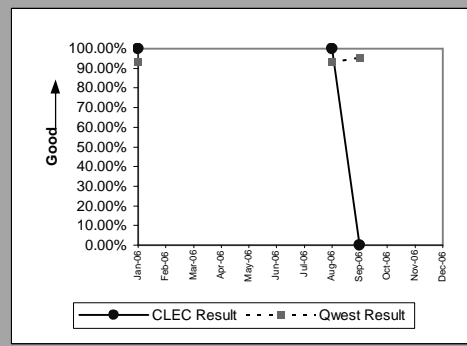
UNE - P (POTS)(Parity)									
Date	CLEC Num	CLEC Denom	CLEC Result	CLEC Std Dev	Qwest Num	Qwest Denom	Qwest Result	Mod Z Scr	Parity Scr
Jan-06	3	3	100.00%	0.00%	26293	28753	91.44%	-0.529768	-1.322076
Feb-06	8	8	100.00%	0.00%	24675	26879	91.80%	-0.845196	-1.513843
Mar-06	2	2	100.00%	0.00%	28123	30623	91.84%	-0.421638	-1.256338
Apr-06	2	2	100.00%	0.00%	24690	26772	92.22%	-0.410656	-1.249661
May-06	1	1	100.00%	0.00%	27436	29806	92.05%	-0.293905	-1.178681
Jun-06									
Jul-06									
Aug-06									
Sep-06									
Oct-06									
Nov-06									
Dec-06									



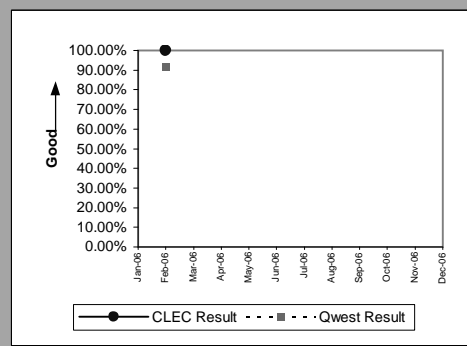
ISDN Primary(Parity)									
Date	CLEC Num	CLEC Denom	CLEC Result	CLEC Std Dev	Qwest Num	Qwest Denom	Qwest Result	Mod Z Scr	Parity Scr
Jan-06									
Feb-06									
Mar-06									
Apr-06									
May-06									
Jun-06									
Jul-06									
Aug-06									
Sep-06									
Oct-06	2	2	100.00%	0.00%	109	110	99.09%	-0.134242	-1.081613
Nov-06									
Dec-06									



DS1(Parity)									
Date	CLEC Num	CLEC Denom	CLEC Result	CLEC Std Dev	Qwest Num	Qwest Denom	Qwest Result	Mod Z Scr	Parity Scr
Jan-06	1	1	100.00%	0.00%	153	164	93.29%	-0.267319	-1.162519
Feb-06									
Mar-06									
Apr-06									
May-06									
Jun-06									
Jul-06									
Aug-06	1	1	100.00%	0.00%	151	162	93.21%	-0.269074	-1.163585
Sep-06	0	1	0.00%	0.00%	150	157	95.54%	4.614428	0.211802
Oct-06									
Nov-06									
Dec-06									

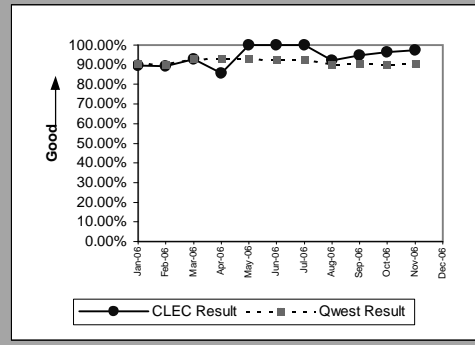


Line Sharing(Parity)									
Date	CLEC Num	CLEC Denom	CLEC Result	CLEC Std Dev	Qwest Num	Qwest Denom	Qwest Result	Mod Z Scr	Parity Scr
Jan-06									
Feb-06	1	1	100.00%	0.00%	24675	26879	91.80%	-0.298861	-1.181695
Mar-06									
Apr-06									
May-06									
Jun-06									
Jul-06									
Aug-06									
Sep-06									
Oct-06									
Nov-06									
Dec-06									



OP-5A - New Service Installation Quality Reported to Repair (Percent)

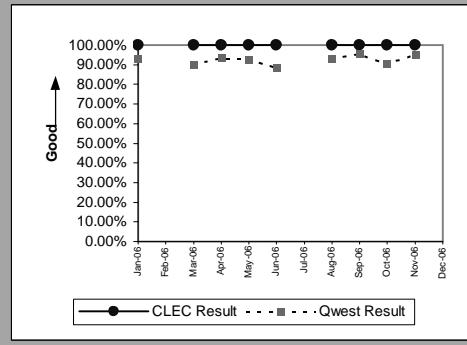
Line Splitting(Parity)									
Date	CLEC Num	CLEC Denom	CLEC Result	CLEC Std Dev	Qwest Num	Qwest Denom	Qwest Result	Mod Z Scr	Parity Scr
Jan-06	17	19	89.47%	30.69%	12523	13833	90.53%	0.157128	-0.860118
Feb-06	25	28	89.29%	30.93%	10657	11811	90.23%	0.167989	-0.859502
Mar-06	26	28	92.86%	25.75%	13529	14589	92.73%	-0.025028	-1.015216
Apr-06	24	28	85.71%	34.99%	9137	9822	93.03%	1.516787	-0.160724
May-06	12	12	100.00%	0.00%	8985	9689	92.73%	-0.969057	-1.589145
Jun-06	16	16	100.00%	0.00%	9686	10486	92.37%	-1.148687	-1.698352
Jul-06	22	22	100.00%	0.00%	8702	9408	92.50%	-1.334434	-1.811278
Aug-06	24	26	92.31%	26.65%	9502	10522	90.31%	-0.344535	-1.209462
Sep-06	18	19	94.74%	22.33%	9818	10839	90.58%	-0.619715	-1.37676
Oct-06	26	27	96.30%	18.89%	10157	11254	90.25%	-1.057554	-1.642947
Nov-06	37	38	97.37%	16.01%	8423	9305	90.52%	-1.438031	-1.874261
Dec-06									



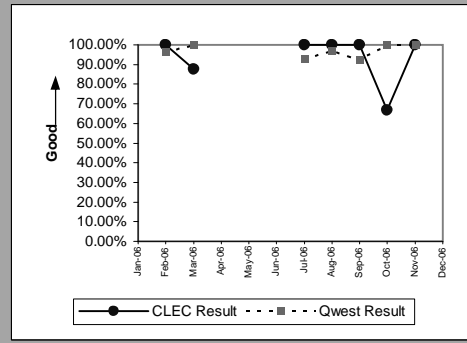


OP-5A - New Service Installation Quality Reported to Repair (Percent)

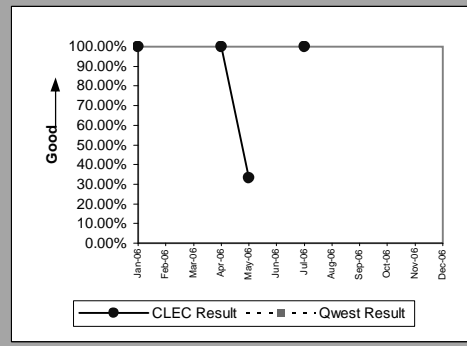
UDIT DS1 (Parity)									
Date	CLEC Num	CLEC Denom	CLEC Result	Standard Dev	Qwest Num	Qwest Denom	Qwest Result	Mod Z Scr	Parity Scr
Jan-06	1	1	100.00%	0.00%	153	164	93.29%	-0.267319	-1.162519
Feb-06									
Mar-06	1	1	100.00%	0.00%	168	186	90.32%	-0.32645	-1.198468
Apr-06	2	2	100.00%	0.00%	146	156	93.59%	-0.367767	-1.223586
May-06	1	1	100.00%	0.00%	148	160	92.50%	-0.283862	-1.172576
Jun-06	1	1	100.00%	0.00%	157	177	88.70%	-0.355911	-1.216379
Jul-06									
Aug-06	5	5	100.00%	0.00%	151	162	93.21%	-0.594418	-1.361381
Sep-06	6	6	100.00%	0.00%	150	157	95.54%	-0.51932	-1.315724
Oct-06	1	1	100.00%	0.00%	127	140	90.71%	-0.318804	-1.193819
Nov-06	2	2	100.00%	0.00%	119	125	95.20%	-0.315043	-1.191533
Dec-06									



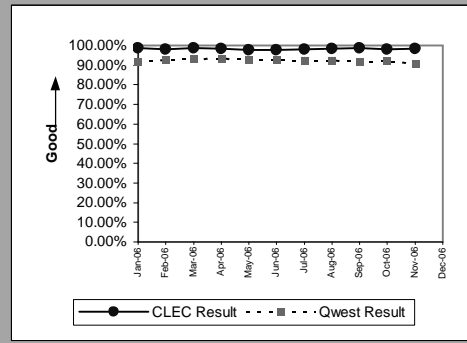
UDIT Above DS1 Level (Parity)									
Date	CLEC Num	CLEC Denom	CLEC Result	Standard Dev	Qwest Num	Qwest Denom	Qwest Result	Mod Z Scr	Parity Scr
Jan-06									
Feb-06	8	8	100.00%	0.00%	26	27	96.30%	-0.487199	-1.296196
Mar-06	14	16	87.50%	33.07%	45	45	100.00%		0.143167
Apr-06									
May-06									
Jun-06									
Jul-06	1	1	100.00%	0.00%	26	28	92.86%	-0.272526	-1.165684
Aug-06	2	2	100.00%	0.00%	32	33	96.97%	-0.242752	-1.147583
Sep-06	5	5	100.00%	0.00%	25	27	92.59%	-0.580948	-1.353191
Oct-06	2	3	66.67%	47.14%	9	9	100.00%		-0.272086
Nov-06	1	1	100.00%	0.00%	19	19	100.00%		
Dec-06									



Dark Fiber - IOF (Diagnostic)									
Date	CLEC Num	CLEC Denom	CLEC Result	Standard Dev	Qwest Num	Qwest Denom	Qwest Result	Mod Z Scr	Parity Scr
Jan-06	1	1	100.00%	0.00%					
Feb-06									
Mar-06									
Apr-06	1	1	100.00%	0.00%					
May-06	1	3	33.33%	47.14%					
Jun-06									
Jul-06	1	1	100.00%	0.00%					
Aug-06									
Sep-06									
Oct-06									
Nov-06									
Dec-06									

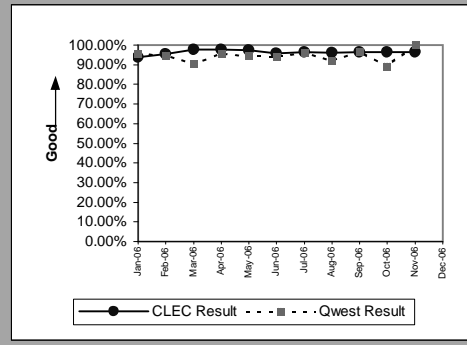


Unbundled Loop Analog (Parity)									
Date	CLEC Num	CLEC Denom	CLEC Result	Standard Dev	Qwest Num	Qwest Denom	Qwest Result	Mod Z Scr	Parity Scr
Jan-06	1645	1667	98.68%	11.41%	9911	10824	91.57%	-9.730727	-6.915862
Feb-06	1463	1493	97.99%	14.03%	9287	10013	92.75%	-7.28515	-5.429057
Mar-06	2269	2299	98.70%	11.35%	10787	11570	93.23%	-9.523884	-6.79011
Apr-06	1189	1209	98.35%	12.75%	9480	10154	93.36%	-6.579977	-5.000342
May-06	1273	1302	97.77%	14.76%	10615	11434	92.84%	-6.543587	-4.978219
Jun-06	2161	2209	97.83%	14.58%	11377	12268	92.74%	-8.485414	-6.158766
Jul-06	1401	1430	97.97%	14.10%	9595	10373	92.50%	-7.365183	-5.477713
Aug-06	1448	1470	98.50%	12.14%	11132	12024	92.58%	-8.178123	-5.971946
Sep-06	1157	1174	98.55%	11.95%	10214	11108	91.95%	-7.905777	-5.806371
Oct-06	1142	1165	98.03%	13.91%	10669	11558	92.31%	-6.980356	-5.243755
Nov-06	1084	1101	98.46%	12.33%	8586	9431	91.04%	-8.152802	-5.956551
Dec-06									

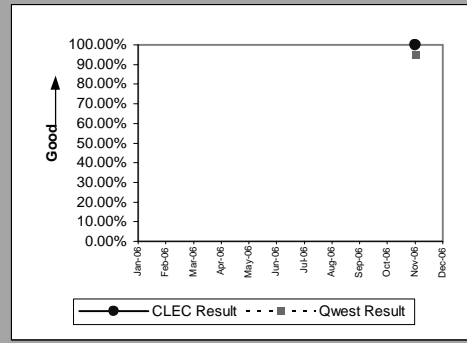


OP-5A - New Service Installation Quality Reported to Repair (Percent)

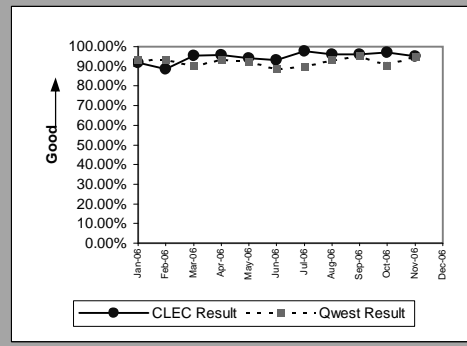
Unbundled Loop - 2 Wire Non-Loaded(Parity)									
Date	CLEC Num	CLEC Denom	CLEC Result	Standard Dev	Qwest Num	Qwest Denom	Qwest Result	Mod Z Scr	Parity Scr
Jan-06	386	412	93.69%	24.32%	45	47	95.74%	0.661387	-0.712096
Feb-06	514	538	95.54%	20.64%	53	56	94.64%	-0.283449	-1.172325
Mar-06	615	630	97.62%	15.25%	48	53	90.57%	-1.687107	-2.025688
Apr-06	482	494	97.57%	15.40%	45	47	95.74%	-0.592695	-1.360333
May-06	544	558	97.49%	15.64%	69	73	94.52%	-1.048722	-1.637578
Jun-06	666	696	95.69%	20.31%	64	68	94.12%	-0.525843	-1.31969
Jul-06	703	729	96.43%	18.55%	51	53	96.23%	-0.076377	-1.046434
Aug-06	616	642	95.95%	19.71%	59	64	92.19%	-1.069593	-1.650266
Sep-06	544	565	96.28%	18.92%	59	61	96.72%	0.182553	-0.966542
Oct-06	534	554	96.39%	18.65%	49	55	89.09%	-1.656071	-2.00682
Nov-06	472	489	96.52%	18.32%	38	38	100.00%		-0.281292
Dec-06									



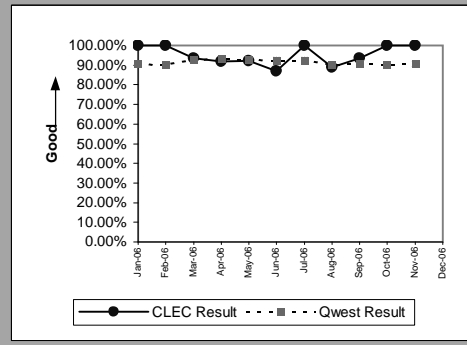
Unbundled Loop - 4 Wire Non-Loaded(Parity)									
Date	CLEC Num	CLEC Denom	CLEC Result	Standard Dev	Qwest Num	Qwest Denom	Qwest Result	Mod Z Scr	Parity Scr
Jan-06									
Feb-06									
Mar-06									
Apr-06									
May-06									
Jun-06									
Jul-06									
Aug-06									
Sep-06									
Oct-06									
Nov-06	1	1	100.00%	0.00%	119	125	95.20%	-0.223652	-1.13597
Dec-06									



Unbundled Loop - DS1 Capable(Parity)									
Date	CLEC Num	CLEC Denom	CLEC Result	Standard Dev	Qwest Num	Qwest Denom	Qwest Result	Mod Z Scr	Parity Scr
Jan-06	149	162	91.98%	27.17%	153	164	93.29%	0.475425	-0.728922
Feb-06	100	113	88.50%	31.91%	157	168	93.45%	1.647046	-0.131129
Mar-06	163	171	95.32%	21.12%	168	186	90.32%	-1.595991	-1.970294
Apr-06	226	236	95.76%	20.14%	146	156	93.59%	-0.859759	-1.522696
May-06	156	166	93.98%	23.79%	148	160	92.50%	-0.50578	-1.307492
Jun-06	134	144	93.06%	25.42%	157	177	88.70%	-1.225776	-1.745219
Jul-06	133	136	97.79%	14.69%	106	118	89.83%	-2.094315	-2.273253
Aug-06	142	148	95.95%	19.72%	151	162	93.21%	-0.956456	-1.581484
Sep-06	128	133	96.24%	19.02%	150	157	95.54%	-0.287464	-1.174766
Oct-06	175	180	97.22%	16.43%	127	140	90.71%	-1.989863	-2.209751
Nov-06	181	190	95.26%	21.24%	119	125	95.20%	-0.025655	-1.015597
Dec-06									

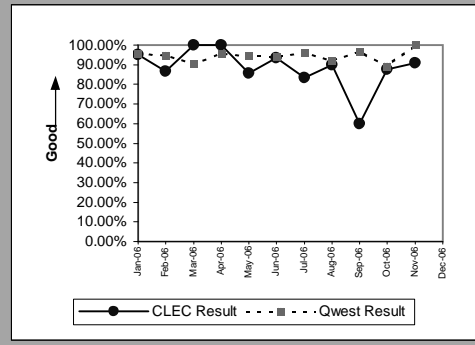


Unbundled Loop - XDSL(Parity)									
Date	CLEC Num	CLEC Denom	CLEC Result	Standard Dev	Qwest Num	Qwest Denom	Qwest Result	Mod Z Scr	Parity Scr
Jan-06	2	2	100.00%	0.00%	12523	13833	90.53%	-0.457367	-1.27806
Feb-06	5	5	100.00%	0.00%	10657	11811	90.23%	-0.735662	-1.447251
Mar-06	29	31	93.55%	24.57%	13529	14589	92.73%	-0.174444	-1.106054
Apr-06	23	25	92.00%	27.13%	9137	9822	93.03%	0.201122	-0.833191
May-06	24	26	92.31%	26.65%	8985	9689	92.73%	0.083635	-0.900228
Jun-06	20	23	86.96%	33.68%	9686	10486	92.37%	0.977057	-0.427623
Jul-06	17	17	100.00%	0.00%	8702	9408	92.50%	-1.173344	-1.713342
Aug-06	16	18	88.89%	31.43%	9502	10522	90.31%	0.203033	-0.835007
Sep-06	28	30	93.33%	24.94%	9818	10839	90.58%	-0.515507	-1.313406
Oct-06	13	13	100.00%	0.00%	10157	11254	90.25%	-1.184245	-1.71997
Nov-06	14	14	100.00%	0.00%	8423	9305	90.52%	-1.209869	-1.735548
Dec-06									

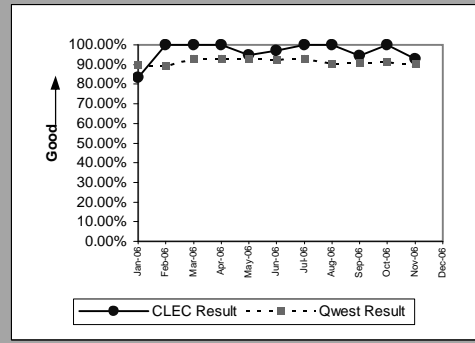


OP-5A - New Service Installation Quality Reported to Repair (Percent)

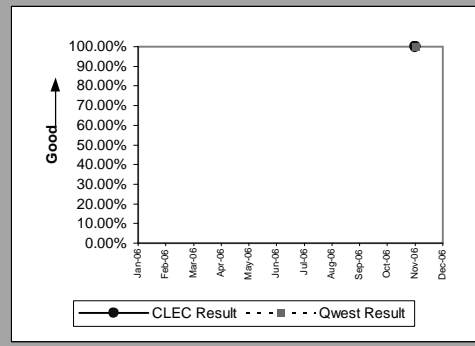
Unbundled Loop - ISDN Capable(Parity)									
Date	CLEC Num	CLEC Denom	CLEC Result	Standard Dev	Qwest Num	Qwest Denom	Qwest Result	Mod Z Scr	Parity Scr
Jan-06	40	42	95.24%	21.30%	45	47	95.74%	0.118197	-0.95526
Feb-06	26	30	86.67%	33.99%	53	56	94.64%	1.565635	-0.263649
Mar-06	46	46	100.00%	0.00%	48	53	90.57%	-1.601635	-1.973725
Apr-06	11	11	100.00%	0.00%	45	47	95.74%	-0.629419	-1.38266
May-06	12	14	85.71%	34.99%	69	73	94.52%	1.326251	-0.355071
Jun-06	14	15	93.33%	24.94%	64	68	94.12%	0.116853	-0.931081
Jul-06	10	12	83.33%	37.27%	51	53	96.23%	2.116432	-0.145805
Aug-06	9	10	90.00%	30.00%	59	64	92.19%	0.239713	-0.863863
Sep-06	3	5	60.00%	48.99%	59	61	96.72%	4.43287	0.403978
Oct-06	7	8	87.50%	33.07%	49	55	89.09%	0.134862	-0.921195
Nov-06	10	11	90.91%	28.75%	38	38	100.00%		-0.233066
Dec-06									



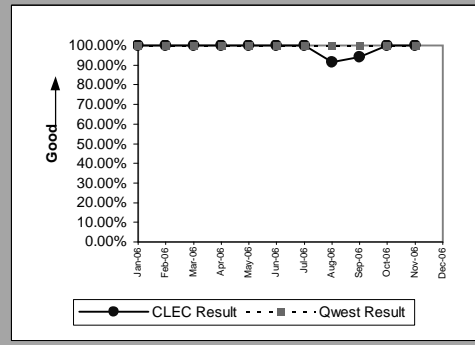
Unbundled Loop - ADSL Qualified(Parity)									
Date	CLEC Num	CLEC Denom	CLEC Result	Standard Dev	Qwest Num	Qwest Denom	Qwest Result	Mod Z Scr	Parity Scr
Jan-06	10	12	83.33%	37.27%	5676	6307	90.00%	0.768358	-0.542608
Feb-06	20	20	100.00%	0.00%	4331	4845	89.39%	-1.537475	-1.934718
Mar-06	19	19	100.00%	0.00%	5193	5578	93.10%	-1.18484	-1.720331
Apr-06	15	15	100.00%	0.00%	3945	4240	93.04%	-1.057222	-1.642745
May-06	18	19	94.74%	22.33%	3841	4136	92.87%	-0.315876	-1.192039
Jun-06	35	36	97.22%	16.43%	4090	4423	92.47%	-1.076003	-1.654164
Jul-06	14	14	100.00%	0.00%	3712	3991	93.01%	-1.024004	-1.62255
Aug-06	18	18	100.00%	0.00%	4207	4641	90.65%	-1.360048	-1.826851
Sep-06	17	18	94.44%	22.91%	4292	4725	90.84%	-0.529616	-1.321984
Oct-06	15	15	100.00%	0.00%	4652	5108	91.07%	-1.210797	-1.736113
Nov-06	26	28	92.86%	25.75%	3619	4015	90.14%	-0.481069	-1.292469
Dec-06									



Unbundled Loop - DS3 Capable(Parity)									
Date	CLEC Num	CLEC Denom	CLEC Result	Standard Dev	Qwest Num	Qwest Denom	Qwest Result	Mod Z Scr	Parity Scr
Jan-06									
Feb-06									
Mar-06									
Apr-06									
May-06									
Jun-06									
Jul-06									
Aug-06									
Sep-06									
Oct-06									
Nov-06	2	2	100.00%	0.00%	19	19	100.00%		
Dec-06									

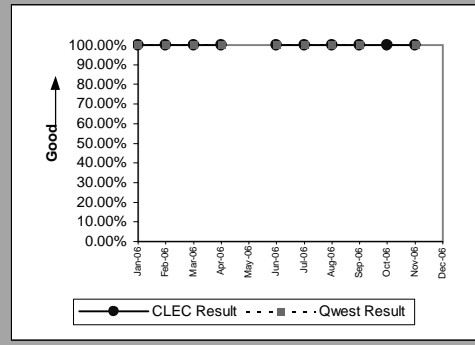


LIS Trunk(Parity)									
Date	CLEC Num	CLEC Denom	CLEC Result	Standard Dev	Qwest Num	Qwest Denom	Qwest Result	Mod Z Scr	Parity Scr
Jan-06	16	16	100.00%	0.00%	32	32	100.00%		
Feb-06	33	33	100.00%	0.00%	28	28	100.00%		
Mar-06	31	31	100.00%	0.00%	22	22	100.00%		
Apr-06	35	35	100.00%	0.00%	36	36	100.00%		
May-06	24	24	100.00%	0.00%	27	27	100.00%		
Jun-06	32	32	100.00%	0.00%	28	28	100.00%		
Jul-06	33	33	100.00%	0.00%	26	26	100.00%		
Aug-06	33	36	91.67%	27.64%	35	35	100.00%		0.00232
Sep-06	32	34	94.12%	23.53%	32	32	100.00%		-0.256426
Oct-06	37	37	100.00%	0.00%	26	26	100.00%		
Nov-06	18	18	100.00%	0.00%	36	36	100.00%		
Dec-06									

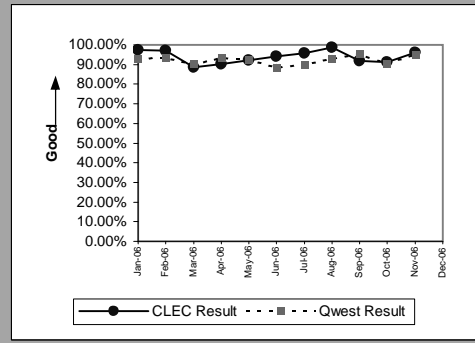


OP-5A - New Service Installation Quality Reported to Repair (Percent)

E911(Parity)									
Date	CLEC Num	CLEC Denom	CLEC Result	Standard Dev	Qwest Num	Qwest Denom	Qwest Result	Mod Z Scr	Parity Scr
Jan-06	21	21	100.00%	0.00%	46	46	100.00%		
Feb-06	16	16	100.00%	0.00%	55	55	100.00%		
Mar-06	3	3	100.00%	0.00%	28	28	100.00%		
Apr-06	4	4	100.00%	0.00%	23	23	100.00%		
May-06									
Jun-06	7	7	100.00%	0.00%	1	1	100.00%		
Jul-06	1	1	100.00%	0.00%	19	19	100.00%		
Aug-06	6	6	100.00%	0.00%	12	12	100.00%		
Sep-06	30	30	100.00%	0.00%	10	10	100.00%		
Oct-06	8	8	100.00%	0.00%					
Nov-06	8	8	100.00%	0.00%	4	4	100.00%		
Dec-06									

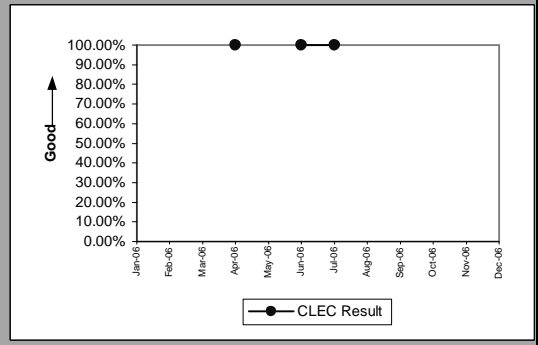


Enhanced Extended Loops - DS1 Capable(Parity)									
Date	CLEC Num	CLEC Denom	CLEC Result	Standard Dev	Qwest Num	Qwest Denom	Qwest Result	Mod Z Scr	Parity Scr
Jan-06	78	80	97.50%	15.61%	153	164	93.29%	-1.233329	-1.749811
Feb-06	65	67	97.01%	17.02%	157	168	93.45%	-0.996739	-1.605974
Mar-06	71	80	88.75%	31.60%	168	186	90.32%	0.397828	-0.761493
Apr-06	84	93	90.32%	29.57%	146	156	93.59%	1.018176	-0.440461
May-06	94	102	92.16%	26.88%	148	160	92.50%	0.10282	-0.940721
Jun-06	127	135	94.07%	23.61%	157	177	88.70%	-1.485397	-1.903057
Jul-06	92	96	95.83%	19.98%	106	118	89.83%	-1.444987	-1.87849
Aug-06	76	77	98.70%	11.32%	151	162	93.21%	-1.576954	-1.95872
Sep-06	56	61	91.80%	27.43%	150	157	95.54%	1.200453	-0.364632
Oct-06	63	69	91.30%	28.18%	127	140	90.71%	-0.138219	-1.084031
Nov-06	96	100	96.00%	19.60%	119	125	95.20%	-0.278942	-1.169585
Dec-06									

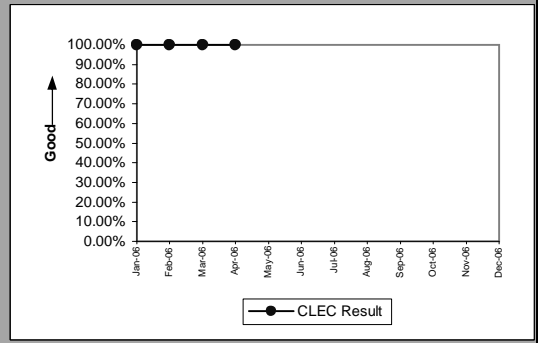


OP-5A - New Service Installation Quality Reported to Repair (Percent)

Enhanced Extended Loops - DS0 Capable(Diagnostic)				
Date	Numerator	Denominator	CLEC Result	Standard Dev
Jan-06				
Feb-06				
Mar-06				
Apr-06	1	1	100.00%	0.00%
May-06				
Jun-06	1	1	100.00%	0.00%
Jul-06	3	3	100.00%	0.00%
Aug-06				
Sep-06				
Oct-06				
Nov-06				
Dec-06				

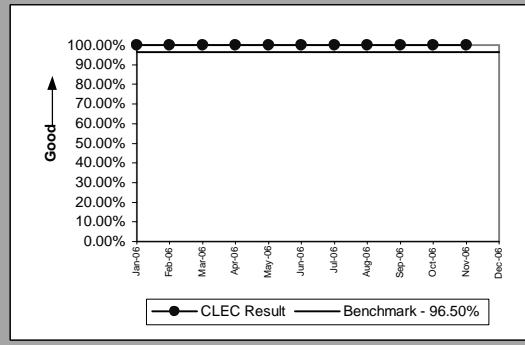


Enhanced Extended Loops - DS3 Capable(Diagnostic)				
Date	Numerator	Denominator	CLEC Result	Standard Dev
Jan-06	2	2	100.00%	0.00%
Feb-06	2	2	100.00%	0.00%
Mar-06	3	3	100.00%	0.00%
Apr-06	1	1	100.00%	0.00%
May-06				
Jun-06				
Jul-06				
Aug-06				
Sep-06				
Oct-06				
Nov-06				
Dec-06				

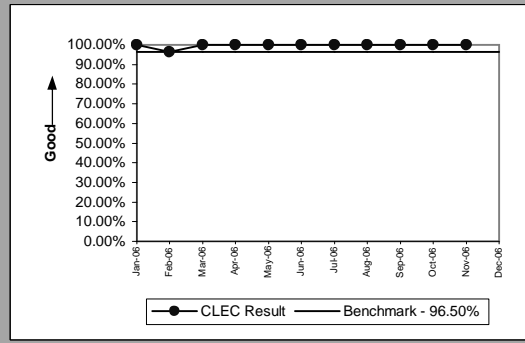


OP-5B - New Service Provisioning Quality (Percent)

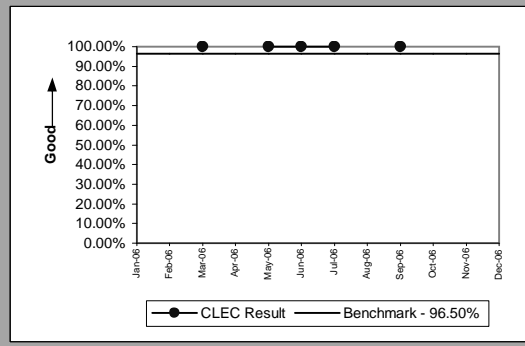
Residence(Benchmark)					
Date	Numerator	Denominator	CLEC Result	Standard Dev	
Jan-06		1825	1827	99.89%	3.31%
Feb-06		1922	1923	99.95%	2.28%
Mar-06		2292	2293	99.96%	2.09%
Apr-06		1713	1714	99.94%	2.41%
May-06		1903	1903	100.00%	0.00%
Jun-06		1534	1534	100.00%	0.00%
Jul-06		1347	1347	100.00%	0.00%
Aug-06		1372	1372	100.00%	0.00%
Sep-06		1087	1087	100.00%	0.00%
Oct-06		232	232	100.00%	0.00%
Nov-06		75	75	100.00%	0.00%
Dec-06					



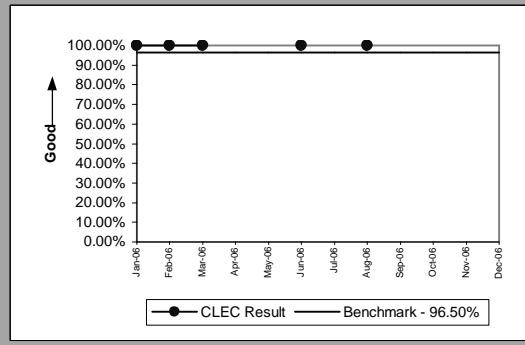
Business(Benchmark)					
Date	Numerator	Denominator	CLEC Result	Standard Dev	
Jan-06	7	7		100.00%	0.00%
Feb-06	27	28		96.43%	18.56%
Mar-06	18	18		100.00%	0.00%
Apr-06	10	10		100.00%	0.00%
May-06	4	4		100.00%	0.00%
Jun-06	7	7		100.00%	0.00%
Jul-06	1	1		100.00%	0.00%
Aug-06	8	8		100.00%	0.00%
Sep-06	9	9		100.00%	0.00%
Oct-06	3	3		100.00%	0.00%
Nov-06	7	7		100.00%	0.00%
Dec-06					



Basic Rate ISDN(Benchmark)					
Date	Numerator	Denominator	CLEC Result	Standard Dev	
Jan-06					
Feb-06					
Mar-06	1	1		100.00%	0.00%
Apr-06					
May-06	2	2		100.00%	0.00%
Jun-06	4	4		100.00%	0.00%
Jul-06	6	6		100.00%	0.00%
Aug-06					
Sep-06	3	3		100.00%	0.00%
Oct-06					
Nov-06					
Dec-06					

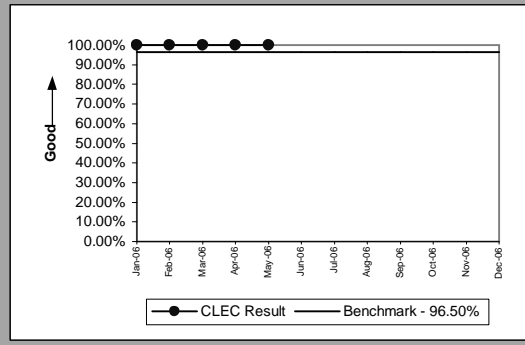


Qwest DSL(Benchmark)					
Date	Numerator	Denominator	CLEC Result	Standard Dev	
Jan-06	29	29		100.00%	0.00%
Feb-06	5	5		100.00%	0.00%
Mar-06	2	2		100.00%	0.00%
Apr-06					
May-06					
Jun-06	1	1		100.00%	0.00%
Jul-06					
Aug-06	1	1		100.00%	0.00%
Sep-06					
Oct-06					
Nov-06					
Dec-06					

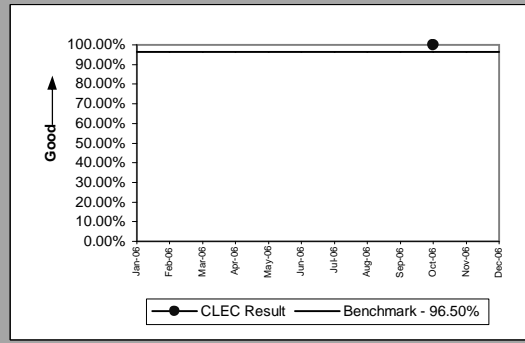


OP-5B - New Service Provisioning Quality (Percent)

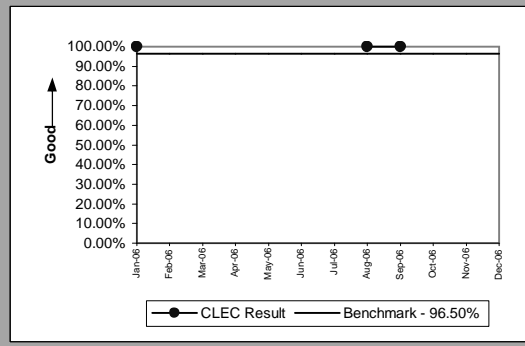
UNE - P (POTS)(Benchmark)					
Date	Numerator	Denominator	CLEC Result	Standard Dev	
Jan-06	3	3	100.00%	0.00%	
Feb-06	8	8	100.00%	0.00%	
Mar-06	2	2	100.00%	0.00%	
Apr-06	2	2	100.00%	0.00%	
May-06	1	1	100.00%	0.00%	
Jun-06					
Jul-06					
Aug-06					
Sep-06					
Oct-06					
Nov-06					
Dec-06					



ISDN Primary(Benchmark)					
Date	Numerator	Denominator	CLEC Result	Standard Dev	
Jan-06					
Feb-06					
Mar-06					
Apr-06					
May-06					
Jun-06					
Jul-06					
Aug-06					
Sep-06					
Oct-06	2	2	100.00%	0.00%	
Nov-06					
Dec-06					

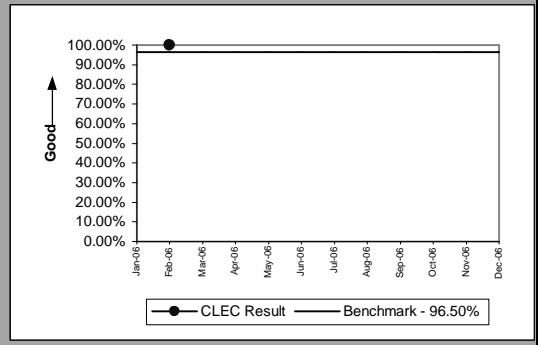


DS1(Benchmark)					
Date	Numerator	Denominator	CLEC Result	Standard Dev	
Jan-06	1	1	100.00%	0.00%	
Feb-06					
Mar-06					
Apr-06					
May-06					
Jun-06					
Jul-06					
Aug-06	1	1	100.00%	0.00%	
Sep-06	1	1	100.00%	0.00%	
Oct-06					
Nov-06					
Dec-06					

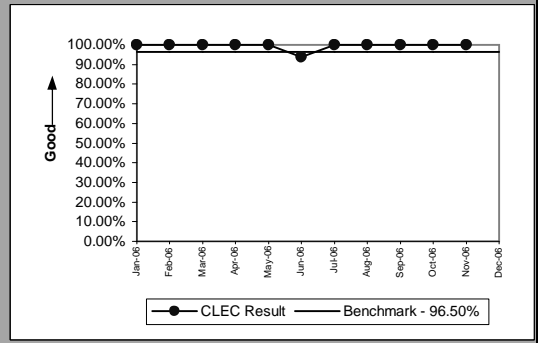


OP-5B - New Service Provisioning Quality (Percent)

Line Sharing(Benchmark)				
Date	Numerator	Denominator	CLEC Result	Standard Dev
Jan-06				
Feb-06	1	1	100.00%	0.00%
Mar-06				
Apr-06				
May-06				
Jun-06				
Jul-06				
Aug-06				
Sep-06				
Oct-06				
Nov-06				
Dec-06				



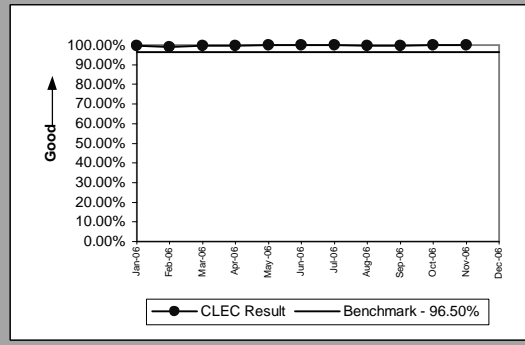
Line Splitting(Benchmark)					
Date	Numerator	Denominator	CLEC Result	Standard Dev	
Jan-06	19	19	100.00%	0.00%	
Feb-06	28	28	100.00%	0.00%	
Mar-06	28	28	100.00%	0.00%	
Apr-06	28	28	100.00%	0.00%	
May-06	12	12	100.00%	0.00%	
Jun-06	15	16	93.75%	24.21%	
Jul-06	22	22	100.00%	0.00%	
Aug-06	26	26	100.00%	0.00%	
Sep-06	19	19	100.00%	0.00%	
Oct-06	27	27	100.00%	0.00%	
Nov-06	38	38	100.00%	0.00%	
Dec-06					



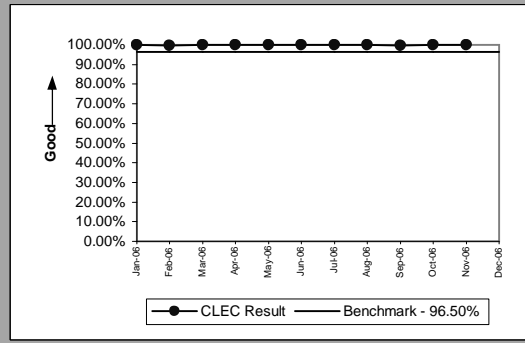


OP-5B - New Service Provisioning Quality (Percent)

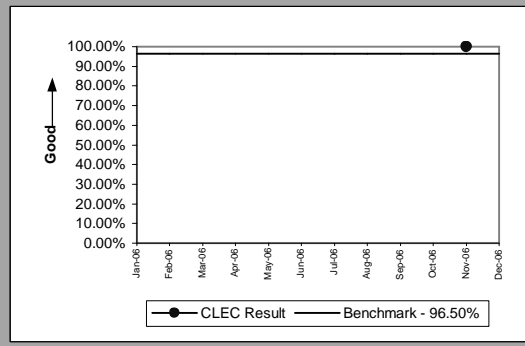
Unbundled Loop Analog(Benchmark)					
Date	Numerator	Denominator	CLEC Result	Standard Dev	
Jan-06	1660	1667	99.58%	6.47%	
Feb-06	1479	1493	99.06%	9.64%	
Mar-06	2288	2299	99.52%	6.90%	
Apr-06	1206	1209	99.75%	4.98%	
May-06	1302	1302	100.00%	0.00%	
Jun-06	2209	2209	100.00%	0.00%	
Jul-06	1430	1430	100.00%	0.00%	
Aug-06	1467	1470	99.80%	4.51%	
Sep-06	1172	1174	99.83%	4.12%	
Oct-06	1165	1165	100.00%	0.00%	
Nov-06	1101	1101	100.00%	0.00%	
Dec-06					



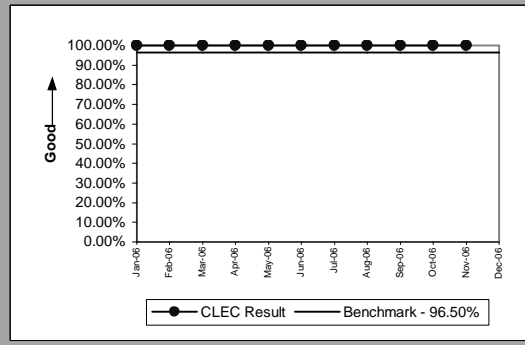
Unbundled Loop - 2 Wire Non-Loaded(Benchmark)					
Date	Numerator	Denominator	CLEC Result	Standard Dev	
Jan-06	412	412	100.00%	0.00%	
Feb-06	537	538	99.81%	4.31%	
Mar-06	630	630	100.00%	0.00%	
Apr-06	494	494	100.00%	0.00%	
May-06	558	558	100.00%	0.00%	
Jun-06	696	696	100.00%	0.00%	
Jul-06	729	729	100.00%	0.00%	
Aug-06	641	642	99.84%	3.94%	
Sep-06	564	565	99.82%	4.20%	
Oct-06	554	554	100.00%	0.00%	
Nov-06	489	489	100.00%	0.00%	
Dec-06					



Unbundled Loop - 4 Wire Non-Loaded(Benchmark)					
Date	Numerator	Denominator	CLEC Result	Standard Dev	
Jan-06					
Feb-06					
Mar-06					
Apr-06					
May-06					
Jun-06					
Jul-06					
Aug-06					
Sep-06					
Oct-06					
Nov-06	1	1	100.00%	0.00%	
Dec-06					

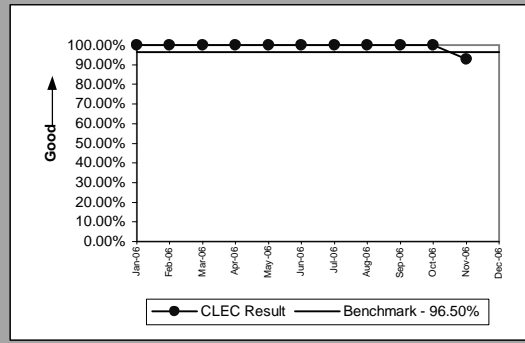


Unbundled Loop - DS1 Capable(Benchmark)					
Date	Numerator	Denominator	CLEC Result	Standard Dev	
Jan-06	162	162	100.00%	0.00%	
Feb-06	113	113	100.00%	0.00%	
Mar-06	171	171	100.00%	0.00%	
Apr-06	236	236	100.00%	0.00%	
May-06	166	166	100.00%	0.00%	
Jun-06	144	144	100.00%	0.00%	
Jul-06	136	136	100.00%	0.00%	
Aug-06	148	148	100.00%	0.00%	
Sep-06	133	133	100.00%	0.00%	
Oct-06	180	180	100.00%	0.00%	
Nov-06	190	190	100.00%	0.00%	
Dec-06					

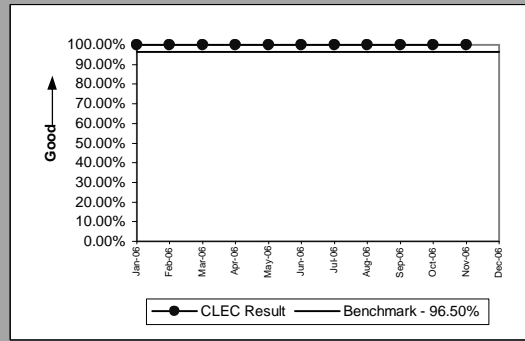


OP-5B - New Service Provisioning Quality (Percent)

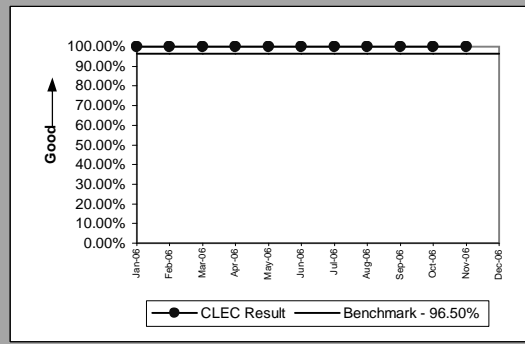
Unbundled Loop - XDSL(Benchmark)					
Date	Numerator	Denominator	CLEC Result	Standard Dev	
Jan-06	2	2	100.00%	0.00%	
Feb-06	5	5	100.00%	0.00%	
Mar-06	31	31	100.00%	0.00%	
Apr-06	25	25	100.00%	0.00%	
May-06	26	26	100.00%	0.00%	
Jun-06	23	23	100.00%	0.00%	
Jul-06	17	17	100.00%	0.00%	
Aug-06	18	18	100.00%	0.00%	
Sep-06	30	30	100.00%	0.00%	
Oct-06	13	13	100.00%	0.00%	
Nov-06	13	14	92.86%	25.75%	
Dec-06					



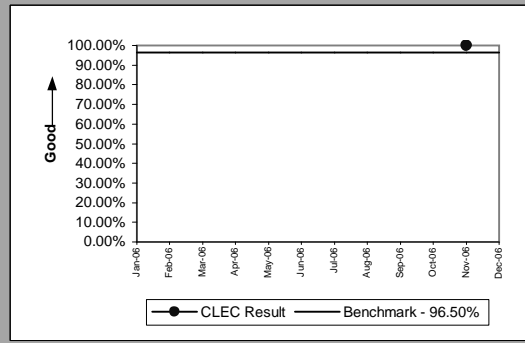
Unbundled Loop ISDN Capable(Benchmark)					
Date	Numerator	Denominator	CLEC Result	Standard Dev	
Jan-06	42	42	100.00%	0.00%	
Feb-06	30	30	100.00%	0.00%	
Mar-06	46	46	100.00%	0.00%	
Apr-06	11	11	100.00%	0.00%	
May-06	14	14	100.00%	0.00%	
Jun-06	15	15	100.00%	0.00%	
Jul-06	12	12	100.00%	0.00%	
Aug-06	10	10	100.00%	0.00%	
Sep-06	5	5	100.00%	0.00%	
Oct-06	8	8	100.00%	0.00%	
Nov-06	11	11	100.00%	0.00%	
Dec-06					



Unbundled Loop - ADSL Qualified(Benchmark)					
Date	Numerator	Denominator	CLEC Result	Standard Dev	
Jan-06	12	12	100.00%	0.00%	
Feb-06	20	20	100.00%	0.00%	
Mar-06	19	19	100.00%	0.00%	
Apr-06	15	15	100.00%	0.00%	
May-06	19	19	100.00%	0.00%	
Jun-06	36	36	100.00%	0.00%	
Jul-06	14	14	100.00%	0.00%	
Aug-06	18	18	100.00%	0.00%	
Sep-06	18	18	100.00%	0.00%	
Oct-06	15	15	100.00%	0.00%	
Nov-06	28	28	100.00%	0.00%	
Dec-06					

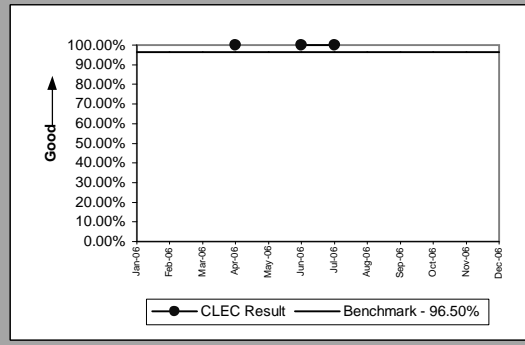


Unbundled Loop - DS3 Capable(Benchmark)					
Date	Numerator	Denominator	CLEC Result	Standard Dev	
Jan-06					
Feb-06					
Mar-06					
Apr-06					
May-06					
Jun-06					
Jul-06					
Aug-06					
Sep-06					
Oct-06					
Nov-06	2	2	100.00%	0.00%	
Dec-06					

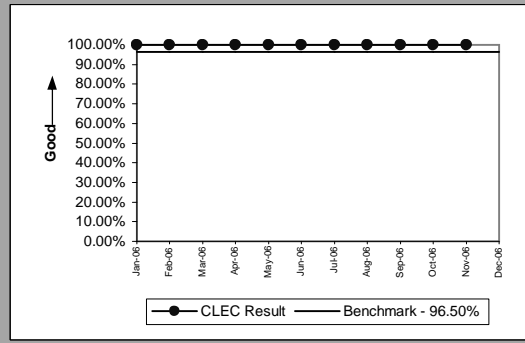


OP-5B - New Service Provisioning Quality (Percent)

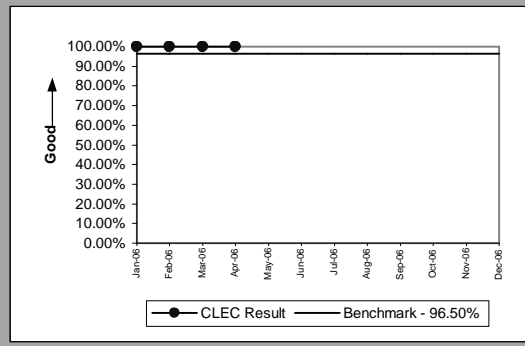
Enhanced Extended Loops - DS0 Capable(Benchmark)				
Date	Numerator	Denominator	CLEC Result	Standard Dev
Jan-06				
Feb-06				
Mar-06				
Apr-06	1	1	100.00%	0.00%
May-06				
Jun-06	1	1	100.00%	0.00%
Jul-06	3	3	100.00%	0.00%
Aug-06				
Sep-06				
Oct-06				
Nov-06				
Dec-06				



Enhanced Extended Loops - DS1 Capable(Benchmark)					
Date	Numerator	Denominator	CLEC Result	Standard Dev	Standard Dev
Jan-06	80	80	100.00%	0.00%	0.00%
Feb-06	67	67	100.00%	0.00%	0.00%
Mar-06	80	80	100.00%	0.00%	0.00%
Apr-06	93	93	100.00%	0.00%	0.00%
May-06	102	102	100.00%	0.00%	0.00%
Jun-06	135	135	100.00%	0.00%	0.00%
Jul-06	96	96	100.00%	0.00%	0.00%
Aug-06	77	77	100.00%	0.00%	0.00%
Sep-06	61	61	100.00%	0.00%	0.00%
Oct-06	69	69	100.00%	0.00%	0.00%
Nov-06	100	100	100.00%	0.00%	0.00%
Dec-06					

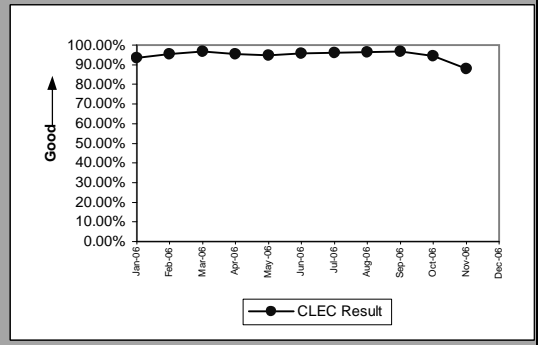


Enhanced Extended Loops - DS3 Capable(Benchmark)				
Date	Numerator	Denominator	CLEC Result	Standard Dev
Jan-06	2	2	100.00%	0.00%
Feb-06	2	2	100.00%	0.00%
Mar-06	3	3	100.00%	0.00%
Apr-06	1	1	100.00%	0.00%
May-06				
Jun-06				
Jul-06				
Aug-06				
Sep-06				
Oct-06				
Nov-06				
Dec-06				

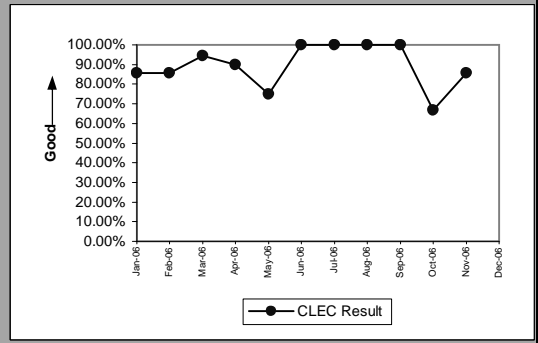


OP-5T - New Service Installation Quality Total (Percent)

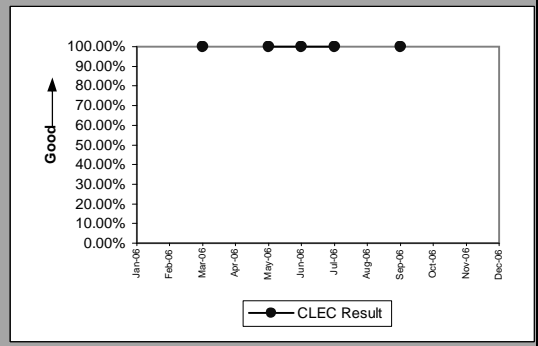
Residence(Diagnostic)					
Date	Numerator	Denominator	CLEC Result	Standard Dev	
Jan-06		1707	1827	93.43%	24.77%
Feb-06		1834	1923	95.37%	21.01%
Mar-06		2215	2293	96.60%	18.13%
Apr-06		1634	1714	95.33%	21.09%
May-06		1806	1903	94.90%	21.99%
Jun-06		1471	1534	95.89%	19.85%
Jul-06		1293	1347	95.99%	19.62%
Aug-06		1322	1372	96.36%	18.74%
Sep-06		1050	1087	96.60%	18.13%
Oct-06		219	232	94.40%	23.00%
Nov-06		66	75	88.00%	32.50%
Dec-06					



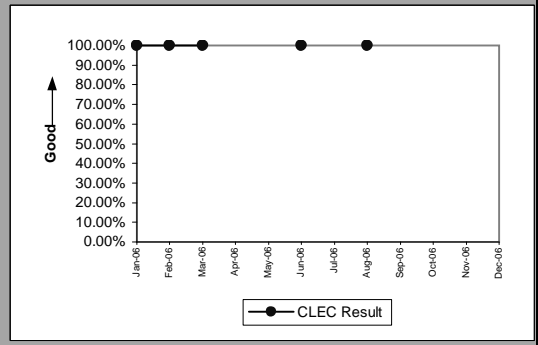
Business(Diagnostic)					
Date	Numerator	Denominator	CLEC Result	Standard Dev	
Jan-06	6	7		85.71%	34.99%
Feb-06	24	28		85.71%	34.99%
Mar-06	17	18		94.44%	22.91%
Apr-06	9	10		90.00%	30.00%
May-06	3	4		75.00%	43.30%
Jun-06	7	7		100.00%	0.00%
Jul-06	1	1		100.00%	0.00%
Aug-06	8	8		100.00%	0.00%
Sep-06	9	9		100.00%	0.00%
Oct-06	2	3		66.67%	47.14%
Nov-06	6	7		85.71%	34.99%
Dec-06					



Basic Rate ISDN(Diagnostic)					
Date	Numerator	Denominator	CLEC Result	Standard Dev	
Jan-06					
Feb-06					
Mar-06	1	1		100.00%	0.00%
Apr-06					
May-06	2	2		100.00%	0.00%
Jun-06	4	4		100.00%	0.00%
Jul-06	6	6		100.00%	0.00%
Aug-06					
Sep-06	3	3		100.00%	0.00%
Oct-06					
Nov-06					
Dec-06					

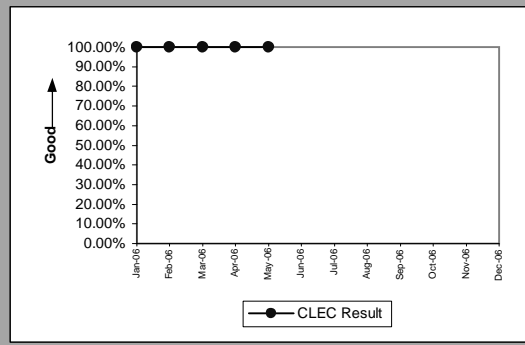


Qwest DSL(Diagnostic)					
Date	Numerator	Denominator	CLEC Result	Standard Dev	
Jan-06		29	29	100.00%	0.00%
Feb-06		5	5	100.00%	0.00%
Mar-06		2	2	100.00%	0.00%
Apr-06					
May-06					
Jun-06	1	1		100.00%	0.00%
Jul-06					
Aug-06	1	1		100.00%	0.00%
Sep-06					
Oct-06					
Nov-06					
Dec-06					

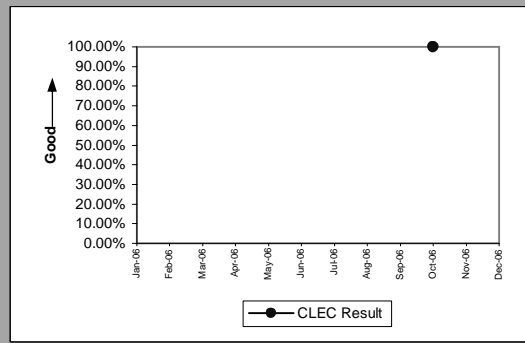


OP-5T - New Service Installation Quality Total (Percent)

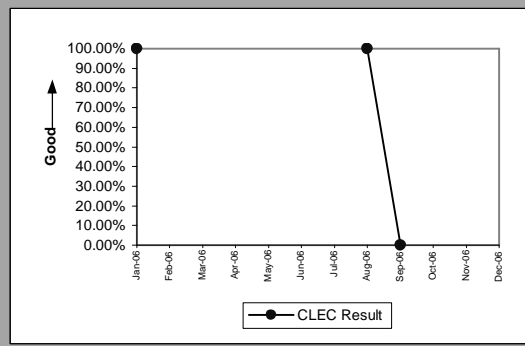
UNE - P (POTS)(Diagnostic)					
Date	Numerator	Denominator	CLEC Result	Standard Dev	
Jan-06	3	3	100.00%	0.00%	
Feb-06	8	8	100.00%	0.00%	
Mar-06	2	2	100.00%	0.00%	
Apr-06	2	2	100.00%	0.00%	
May-06	1	1	100.00%	0.00%	
Jun-06					
Jul-06					
Aug-06					
Sep-06					
Oct-06					
Nov-06					
Dec-06					



ISDN Primary(Diagnostic)					
Date	Numerator	Denominator	CLEC Result	Standard Dev	
Jan-06					
Feb-06					
Mar-06					
Apr-06					
May-06					
Jun-06					
Jul-06					
Aug-06					
Sep-06					
Oct-06	2	2	100.00%	0.00%	
Nov-06					
Dec-06					

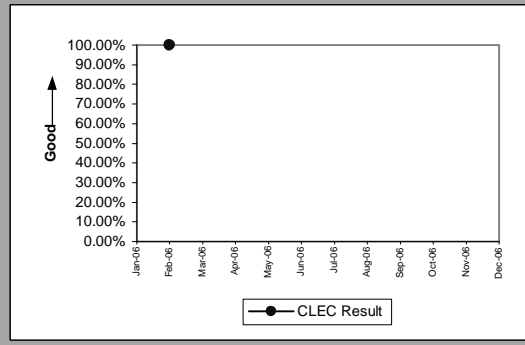


DS1(Diagnostic)					
Date	Numerator	Denominator	CLEC Result	Standard Dev	
Jan-06	1	1	100.00%	0.00%	
Feb-06					
Mar-06					
Apr-06					
May-06					
Jun-06					
Jul-06					
Aug-06	1	1	100.00%	0.00%	
Sep-06	0	1	0.00%	0.00%	
Oct-06					
Nov-06					
Dec-06					

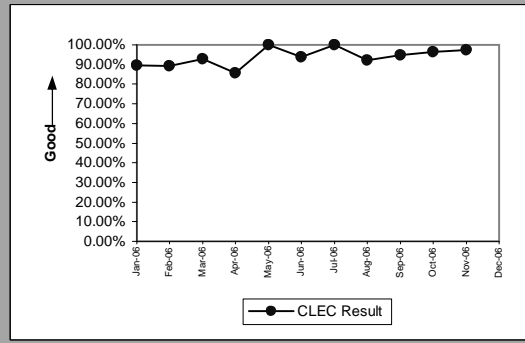


OP-5T - New Service Installation Quality Total (Percent)

Line Sharing(Diagnostic)				
Date	Numerator	Denominator	CLEC Result	Standard Dev
Jan-06				
Feb-06	1	1	100.00%	0.00%
Mar-06				
Apr-06				
May-06				
Jun-06				
Jul-06				
Aug-06				
Sep-06				
Oct-06				
Nov-06				
Dec-06				

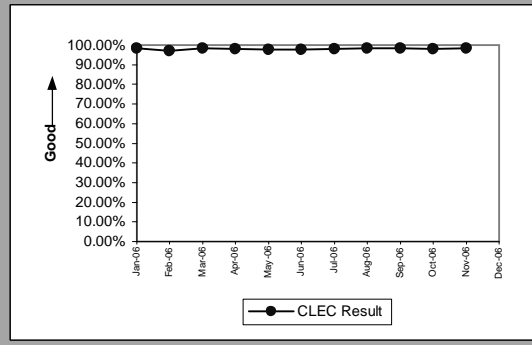


Line Splitting(Diagnostic)					
Date	Numerator	Denominator	CLEC Result	Standard Dev	
Jan-06	17	19	89.47%	30.69%	
Feb-06	25	28	89.29%	30.93%	
Mar-06	26	28	92.86%	25.75%	
Apr-06	24	28	85.71%	34.99%	
May-06	12	12	100.00%	0.00%	
Jun-06	15	16	93.75%	24.21%	
Jul-06	22	22	100.00%	0.00%	
Aug-06	24	26	92.31%	26.65%	
Sep-06	18	19	94.74%	22.33%	
Oct-06	26	27	96.30%	18.89%	
Nov-06	37	38	97.37%	16.01%	
Dec-06					

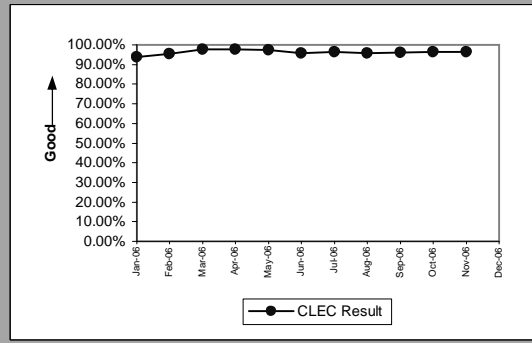


OP-5T - New Service Installation Quality Total (Percent)

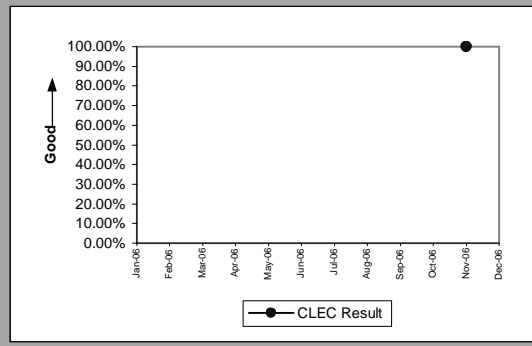
Unbundled Loop Analog(Diagnostic)					
Date	Numerator	Denominator	CLEC Result	Standard Dev	
Jan-06		1638	1667	98.26%	13.07%
Feb-06		1449	1493	97.05%	16.91%
Mar-06		2258	2299	98.22%	13.23%
Apr-06		1186	1209	98.10%	13.66%
May-06		1273	1302	97.77%	14.76%
Jun-06		2161	2209	97.83%	14.58%
Jul-06		1401	1430	97.97%	14.10%
Aug-06		1445	1470	98.30%	12.93%
Sep-06		1155	1174	98.38%	12.62%
Oct-06		1142	1165	98.03%	13.91%
Nov-06		1084	1101	98.46%	12.33%
Dec-06					



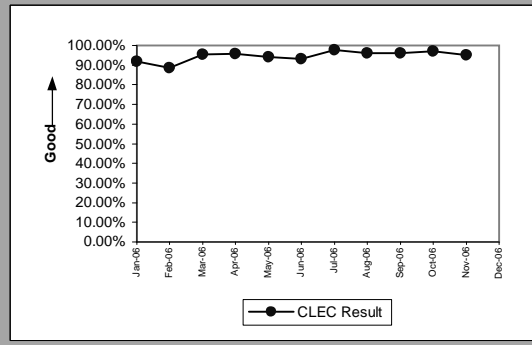
Unbundled Loop - 2 Wire Non-Loaded(Diagnostic)					
Date	Numerator	Denominator	CLEC Result	Standard Dev	
Jan-06		386	412	93.69%	24.32%
Feb-06		513	538	95.35%	21.05%
Mar-06		615	630	97.62%	15.25%
Apr-06		482	494	97.57%	15.40%
May-06		544	558	97.49%	15.64%
Jun-06		666	696	95.69%	20.31%
Jul-06		703	729	96.43%	18.55%
Aug-06		615	642	95.79%	20.07%
Sep-06		543	565	96.11%	19.34%
Oct-06		534	554	96.39%	18.65%
Nov-06		472	489	96.52%	18.32%
Dec-06					



Unbundled Loop - 4 Wire Non-Loaded(Diagnostic)					
Date	Numerator	Denominator	CLEC Result	Standard Dev	
Jan-06					
Feb-06					
Mar-06					
Apr-06					
May-06					
Jun-06					
Jul-06					
Aug-06					
Sep-06					
Oct-06					
Nov-06	1	1	100.00%	0.00%	
Dec-06					

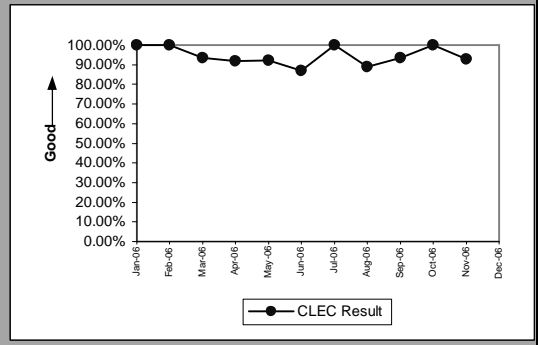


Unbundled Loop - DS1 Capable(Diagnostic)					
Date	Numerator	Denominator	CLEC Result	Standard Dev	
Jan-06		149	162	91.98%	27.17%
Feb-06		100	113	88.50%	31.91%
Mar-06		163	171	95.32%	21.12%
Apr-06		226	236	95.76%	20.14%
May-06		156	166	93.98%	23.79%
Jun-06		134	144	93.06%	25.42%
Jul-06		133	136	97.79%	14.69%
Aug-06		142	148	95.95%	19.72%
Sep-06		128	133	96.24%	19.02%
Oct-06		175	180	97.22%	16.43%
Nov-06		181	190	95.26%	21.24%
Dec-06					

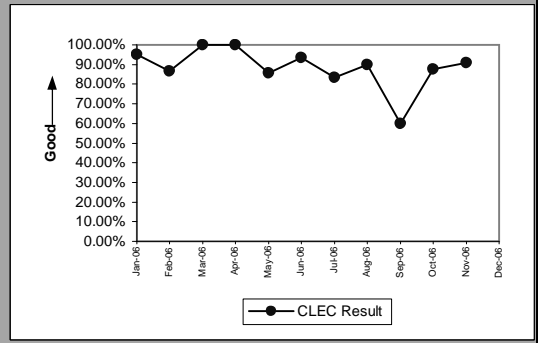


OP-5T - New Service Installation Quality Total (Percent)

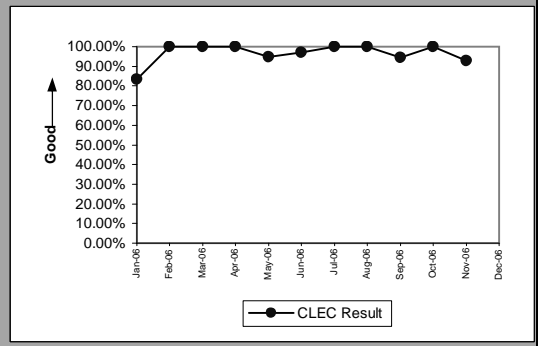
Unbundled Loop - XDSL(Diagnostic)					
Date	Numerator	Denominator	CLEC Result	Standard Dev	
Jan-06	2	2	100.00%	0.00%	
Feb-06	5	5	100.00%	0.00%	
Mar-06	29	31	93.55%	24.57%	
Apr-06	23	25	92.00%	27.13%	
May-06	24	26	92.31%	26.65%	
Jun-06	20	23	86.96%	33.68%	
Jul-06	17	17	100.00%	0.00%	
Aug-06	16	18	88.89%	31.43%	
Sep-06	28	30	93.33%	24.94%	
Oct-06	13	13	100.00%	0.00%	
Nov-06	13	14	92.86%	25.75%	
Dec-06					



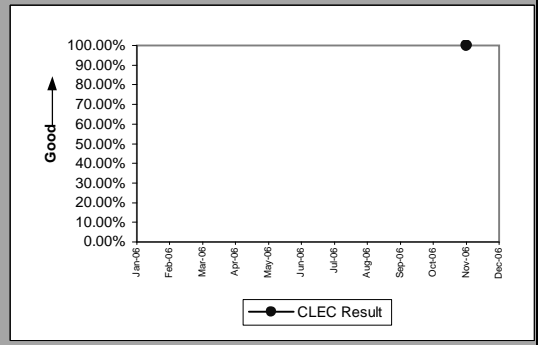
Unbundled Loop ISDN Capable(Diagnostic)					
Date	Numerator	Denominator	CLEC Result	Standard Dev	
Jan-06	40	42	95.24%	21.30%	
Feb-06	26	30	86.67%	33.99%	
Mar-06	46	46	100.00%	0.00%	
Apr-06	11	11	100.00%	0.00%	
May-06	12	14	85.71%	34.99%	
Jun-06	14	15	93.33%	24.94%	
Jul-06	10	12	83.33%	37.27%	
Aug-06	9	10	90.00%	30.00%	
Sep-06	3	5	60.00%	48.99%	
Oct-06	7	8	87.50%	33.07%	
Nov-06	10	11	90.91%	28.75%	
Dec-06					



Unbundled Loop - ADSL Qualified(Diagnostic)					
Date	Numerator	Denominator	CLEC Result	Standard Dev	
Jan-06	10	12	83.33%	37.27%	
Feb-06	20	20	100.00%	0.00%	
Mar-06	19	19	100.00%	0.00%	
Apr-06	15	15	100.00%	0.00%	
May-06	18	19	94.74%	22.33%	
Jun-06	35	36	97.22%	16.43%	
Jul-06	14	14	100.00%	0.00%	
Aug-06	18	18	100.00%	0.00%	
Sep-06	17	18	94.44%	22.91%	
Oct-06	15	15	100.00%	0.00%	
Nov-06	26	28	92.86%	25.75%	
Dec-06					



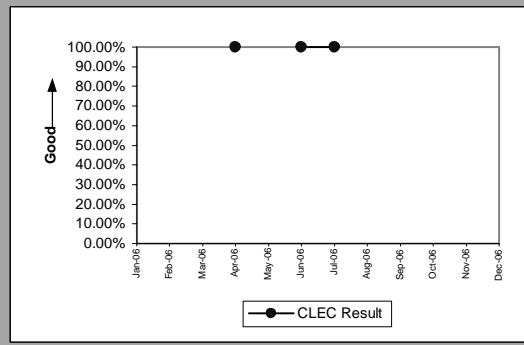
Unbundled Loop - DS3 Capable(Diagnostic)					
Date	Numerator	Denominator	CLEC Result	Standard Dev	
Jan-06					
Feb-06					
Mar-06					
Apr-06					
May-06					
Jun-06					
Jul-06					
Aug-06					
Sep-06					
Oct-06					
Nov-06	2	2	100.00%	0.00%	
Dec-06					



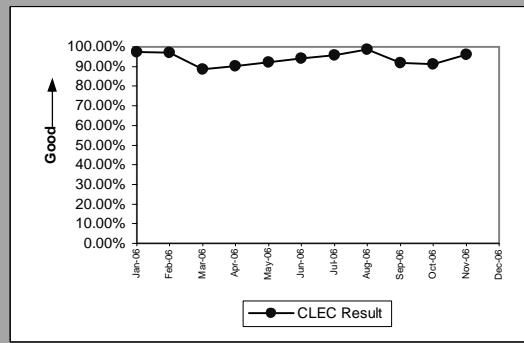


OP-5T - New Service Installation Quality Total (Percent)

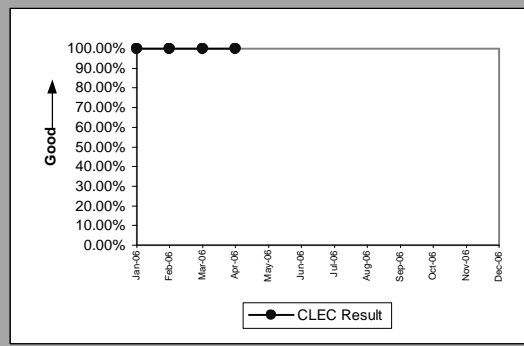
Enhanced Extended Loops - DS0 Capable(Diagnostic)				
Date	Numerator	Denominator	CLEC Result	Standard Dev
Jan-06				
Feb-06				
Mar-06				
Apr-06	1	1	100.00%	0.00%
May-06				
Jun-06	1	1	100.00%	0.00%
Jul-06	3	3	100.00%	0.00%
Aug-06				
Sep-06				
Oct-06				
Nov-06				
Dec-06				



Enhanced Extended Loops - DS1 Capable(Diagnostic)					
Date	Numerator	Denominator	CLEC Result	Standard Dev	
Jan-06	78	80	97.50%	15.61%	
Feb-06	65	67	97.01%	17.02%	
Mar-06	71	80	88.75%	31.60%	
Apr-06	84	93	90.32%	29.57%	
May-06	94	102	92.16%	26.88%	
Jun-06	127	135	94.07%	23.61%	
Jul-06	92	96	95.83%	19.98%	
Aug-06	76	77	98.70%	11.32%	
Sep-06	56	61	91.80%	27.43%	
Oct-06	63	69	91.30%	28.18%	
Nov-06	96	100	96.00%	19.60%	
Dec-06					

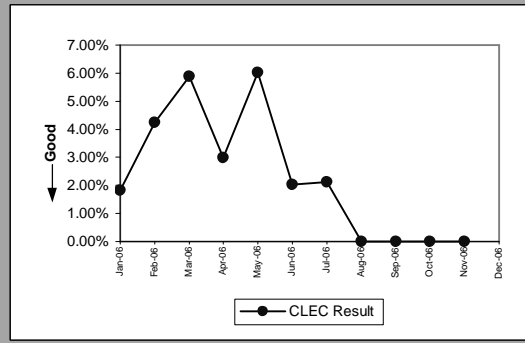


Enhanced Extended Loops - DS3 Capable(Diagnostic)				
Date	Numerator	Denominator	CLEC Result	Standard Dev
Jan-06	2	2	100.00%	0.00%
Feb-06	2	2	100.00%	0.00%
Mar-06	3	3	100.00%	0.00%
Apr-06	1	1	100.00%	0.00%
May-06				
Jun-06				
Jul-06				
Aug-06				
Sep-06				
Oct-06				
Nov-06				
Dec-06				

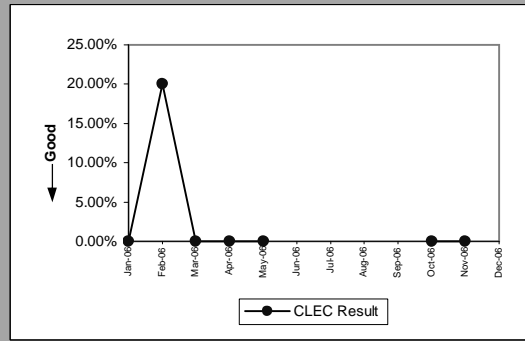


OP-5R - New Service Quality Multiple Report Rate (Percent)

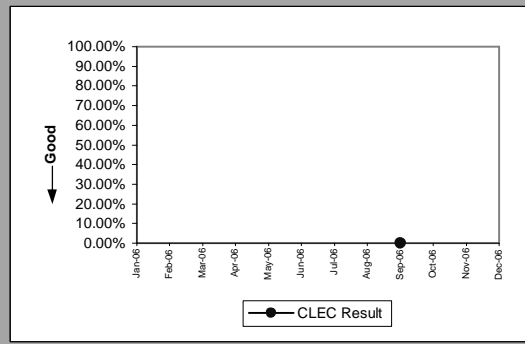
Residence(Diagnostic)					
Date	Numerator	Denominator	CLEC Result	Standard Dev	
Jan-06	2	109	1.83%	13.42%	
Feb-06	3	71	4.23%	20.12%	
Mar-06	4	68	5.88%	23.53%	
Apr-06	2	67	2.99%	17.02%	
May-06	5	83	6.02%	23.79%	
Jun-06	1	49	2.04%	14.14%	
Jul-06	1	47	2.13%	14.43%	
Aug-06	0	44	0.00%	0.00%	
Sep-06	0	30	0.00%	0.00%	
Oct-06	0	13	0.00%	0.00%	
Nov-06	0	9	0.00%	0.00%	
Dec-06					



Business(Diagnostic)					
Date	Numerator	Denominator	CLEC Result	Standard Dev	
Jan-06	0	1	0.00%	0.00%	
Feb-06	1	5	20.00%	40.00%	
Mar-06	0	1	0.00%	0.00%	
Apr-06	0	1	0.00%	0.00%	
May-06	0	1	0.00%	0.00%	
Jun-06					
Jul-06					
Aug-06					
Sep-06					
Oct-06	0	1	0.00%	0.00%	
Nov-06	0	1	0.00%	0.00%	
Dec-06					

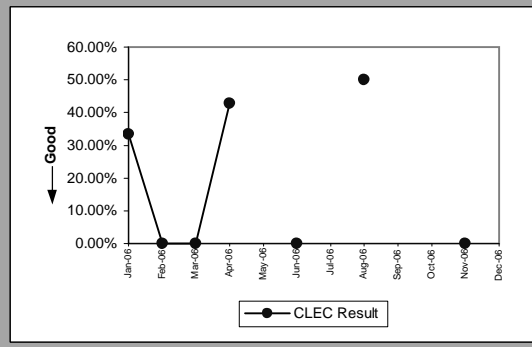


DS1(Diagnostic)					
Date	Numerator	Denominator	CLEC Result	Standard Dev	
Jan-06					
Feb-06					
Mar-06					
Apr-06					
May-06					
Jun-06					
Jul-06					
Aug-06					
Sep-06	0	1	0.00%	0.00%	
Oct-06					
Nov-06					
Dec-06					



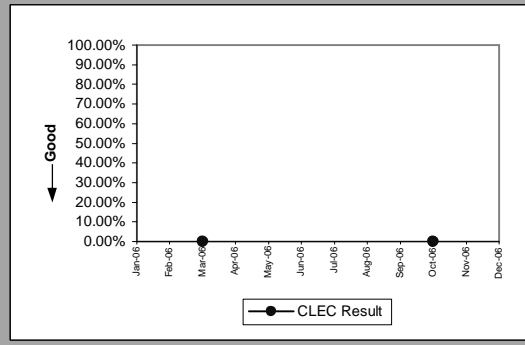
OP-5R - New Service Quality Multiple Report Rate (Percent)

Line Splitting(Diagnostic)					
Date	Numerator	Denominator	CLEC Result	Standard Dev	
Jan-06	1	3	33.33%	47.14%	
Feb-06	0	3	0.00%	0.00%	
Mar-06	0	2	0.00%	0.00%	
Apr-06	3	7	42.86%	49.49%	
May-06	0	1	0.00%	0.00%	
Jun-06	0	1	0.00%	0.00%	
Jul-06	0	1	0.00%	0.00%	
Aug-06	2	4	50.00%	50.00%	
Sep-06	0	1	0.00%	0.00%	
Oct-06	0	1	0.00%	0.00%	
Nov-06	0	2	0.00%	0.00%	
Dec-06	0	2	0.00%	0.00%	

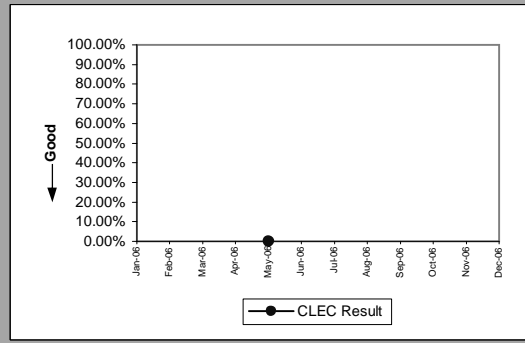


OP-5R - New Service Quality Multiple Report Rate (Percent)

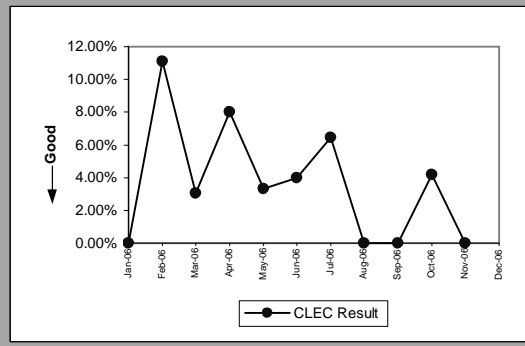
UDIT Above DS1 Level(Diagnostic)				
Date	Numerator	Denominator	CLEC Result	Standard Dev
Jan-06				
Feb-06				
Mar-06	0	2	0.00%	0.00%
Apr-06				
May-06				
Jun-06				
Jul-06				
Aug-06				
Sep-06				
Oct-06	0	1	0.00%	0.00%
Nov-06				
Dec-06				



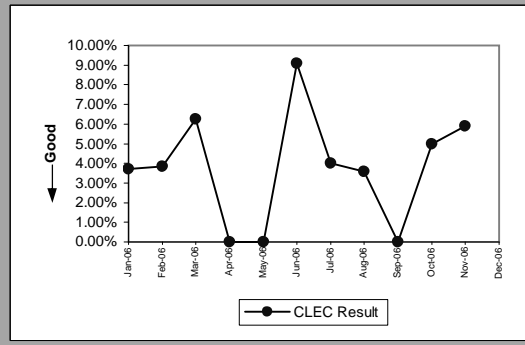
Dark Fiber - IOF(Diagnostic)				
Date	Numerator	Denominator	CLEC Result	Standard Dev
Jan-06				
Feb-06				
Mar-06				
Apr-06				
May-06	0	2	0.00%	0.00%
Jun-06				
Jul-06				
Aug-06				
Sep-06				
Oct-06				
Nov-06				
Dec-06				



Unbundled Loop Analog(Diagnostic)				
Date	Numerator	Denominator	CLEC Result	Standard Dev
Jan-06	0	25	0.00%	0.00%
Feb-06	4	36	11.11%	31.43%
Mar-06	1	33	3.03%	17.14%
Apr-06	2	25	8.00%	27.13%
May-06	1	30	3.33%	17.95%
Jun-06	2	50	4.00%	19.60%
Jul-06	2	31	6.45%	24.57%
Aug-06	0	23	0.00%	0.00%
Sep-06	0	18	0.00%	0.00%
Oct-06	1	24	4.17%	19.98%
Nov-06	0	17	0.00%	0.00%
Dec-06				

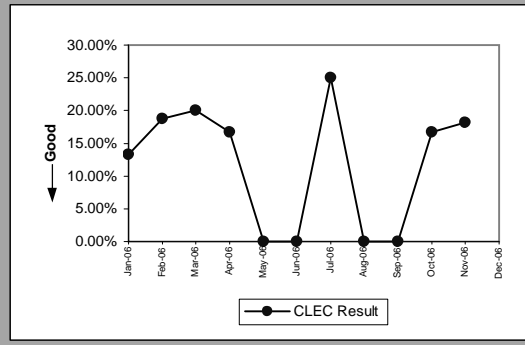


Unbundled Loop - 2 Wire Non-Loaded(Diagnostic)				
Date	Numerator	Denominator	CLEC Result	Standard Dev
Jan-06	1	27	3.70%	18.89%
Feb-06	1	26	3.85%	19.23%
Mar-06	1	16	6.25%	24.21%
Apr-06	0	12	0.00%	0.00%
May-06	0	14	0.00%	0.00%
Jun-06	3	33	9.09%	28.75%
Jul-06	1	25	4.00%	19.60%
Aug-06	1	28	3.57%	18.56%
Sep-06	0	21	0.00%	0.00%
Oct-06	1	20	5.00%	21.79%
Nov-06	1	17	5.88%	23.53%
Dec-06				

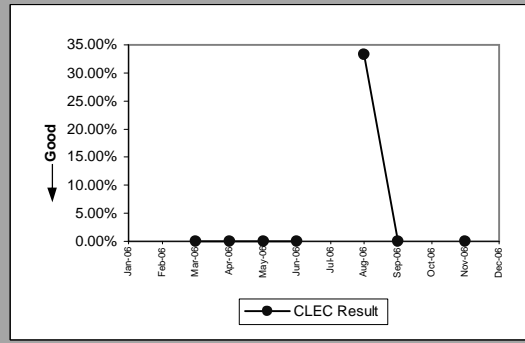


OP-5R - New Service Quality Multiple Report Rate (Percent)

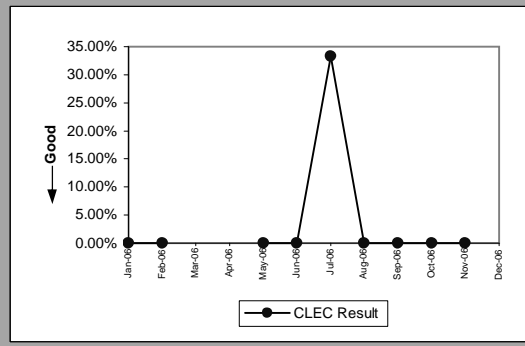
Unbundled Loop - DS1 Capable(Diagnostic)					
Date	Numerator	Denominator	CLEC Result	Standard Dev	
Jan-06		2	15	13.33%	33.99%
Feb-06		3	16	18.75%	39.03%
Mar-06		2	10	20.00%	40.00%
Apr-06		2	12	16.67%	37.27%
May-06		0	10	0.00%	0.00%
Jun-06		0	10	0.00%	0.00%
Jul-06		1	4	25.00%	43.30%
Aug-06		0	6	0.00%	0.00%
Sep-06		0	5	0.00%	0.00%
Oct-06		1	6	16.67%	37.27%
Nov-06		2	11	18.18%	38.57%
Dec-06					



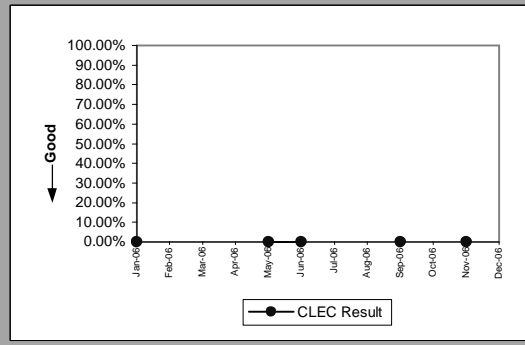
Unbundled Loop - XDSL(Diagnostic)					
Date	Numerator	Denominator	CLEC Result	Standard Dev	
Jan-06					
Feb-06					
Mar-06		0	2	0.00%	0.00%
Apr-06		0	2	0.00%	0.00%
May-06		0	2	0.00%	0.00%
Jun-06		0	3	0.00%	0.00%
Jul-06					
Aug-06		1	3	33.33%	47.14%
Sep-06		0	2	0.00%	0.00%
Oct-06					
Nov-06		0	1	0.00%	0.00%
Dec-06					



Unbundled Loop ISDN Capable(Diagnostic)					
Date	Numerator	Denominator	CLEC Result	Standard Dev	
Jan-06		0	2	0.00%	0.00%
Feb-06		0	4	0.00%	0.00%
Mar-06					
Apr-06					
May-06		0	2	0.00%	0.00%
Jun-06		0	1	0.00%	0.00%
Jul-06		1	3	33.33%	47.14%
Aug-06		0	1	0.00%	0.00%
Sep-06		0	2	0.00%	0.00%
Oct-06		0	1	0.00%	0.00%
Nov-06		0	1	0.00%	0.00%
Dec-06					

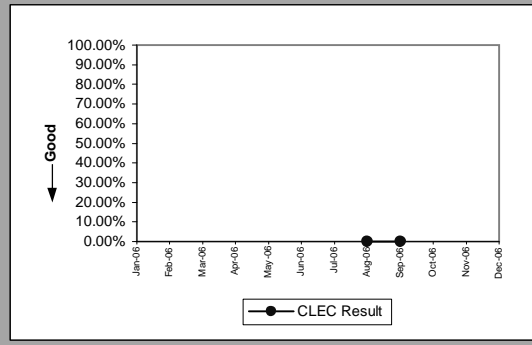


Unbundled Loop - ADSL Qualified(Diagnostic)					
Date	Numerator	Denominator	CLEC Result	Standard Dev	
Jan-06		0	2	0.00%	0.00%
Feb-06					
Mar-06					
Apr-06					
May-06		0	1	0.00%	0.00%
Jun-06		0	1	0.00%	0.00%
Jul-06					
Aug-06					
Sep-06		0	1	0.00%	0.00%
Oct-06					
Nov-06		0	2	0.00%	0.00%
Dec-06					



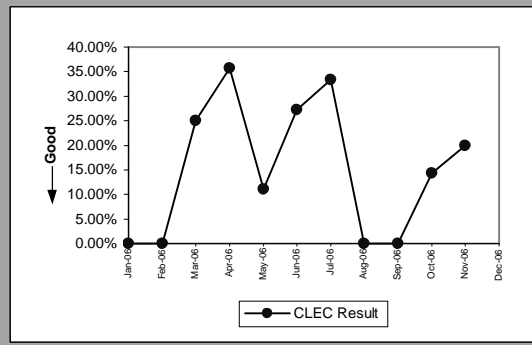
OP-5R - New Service Quality Multiple Report Rate (Percent)

LIS Trunk(Diagnostic)				
Date	Numerator	Denominator	CLEC Result	Standard Dev
Jan-06				
Feb-06				
Mar-06				
Apr-06				
May-06				
Jun-06				
Jul-06				
Aug-06	0	3	0.00%	0.00%
Sep-06	0	2	0.00%	0.00%
Oct-06				
Nov-06				
Dec-06				



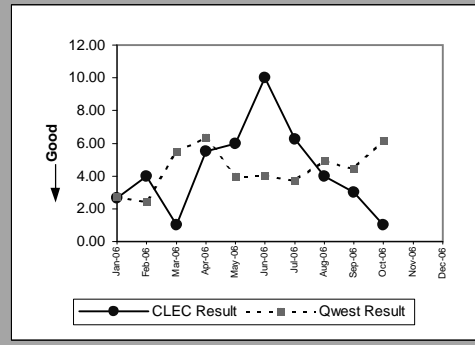
OP-5R - New Service Quality Multiple Report Rate (Percent)

Enhanced Extended Loops - DS1 Capable(Diagnostic)					
Date	Numerator	Denominator	CLEC Result	Standard Dev	
Jan-06	0	2	0.00%	0.00%	
Feb-06	0	2	0.00%	0.00%	
Mar-06	3	12	25.00%	43.30%	
Apr-06	5	14	35.71%	47.92%	
May-06	1	9	11.11%	31.43%	
Jun-06	3	11	27.27%	44.54%	
Jul-06	2	6	33.33%	47.14%	
Aug-06	0	1	0.00%	0.00%	
Sep-06	0	5	0.00%	0.00%	
Oct-06	1	7	14.29%	34.99%	
Nov-06	1	5	20.00%	40.00%	
Dec-06					

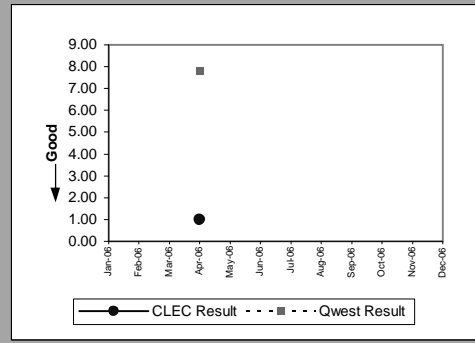


OP-6A-1 - Delayed Days for Non-Facility Reasons (Average Days) - Dispatches within MSAs

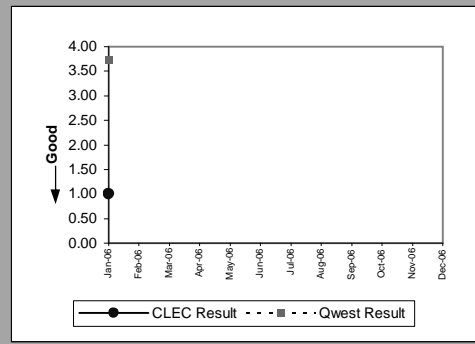
Residence(Parity)									
Date	CLEC Num	CLEC Denom	CLEC Result	CLEC Std Dev	Qwest Num	Qwest Denom	Qwest Result	Mod Z Scr	Parity Scr
Jan-06	8	3	2.67	2.08	375	137	2.74	-0.033602	-1.020428
Feb-06	8	2	4	0.00	178	74	2.41	0.943756	-0.47739
Mar-06	2	2	1	0.00	394	72	5.47	-0.593314	-1.360709
Apr-06	11	2	5.50	0.71	337	53	6.36	-0.086506	-1.052592
May-06	12	2	6	2.83	240	60	4	0.604983	-0.665341
Jun-06	10	1	10	0.00	258	64	4.03	0.932038	-0.267092
Jul-06	25	4	6.25	8.06	233	63	3.70	1.103288	-0.288689
Aug-06	4	1	4	0.00	341	69	4.94	-0.139246	-1.084656
Sep-06	18	6	3	1.67	231	52	4.44	-0.55291	-1.336145
Oct-06	1	1	1	0.00	265	43	6.16	-0.540577	-1.328647
Nov-06									
Dec-06									



Business(Parity)									
Date	CLEC Num	CLEC Denom	CLEC Result	CLEC Std Dev	Qwest Num	Qwest Denom	Qwest Result	Mod Z Scr	Parity Scr
Jan-06									
Feb-06									
Mar-06									
Apr-06	1	1	1	0.00	242	31	7.81	-0.551743	-1.335436
May-06									
Jun-06									
Jul-06									
Aug-06									
Sep-06									
Oct-06									
Nov-06									
Dec-06									



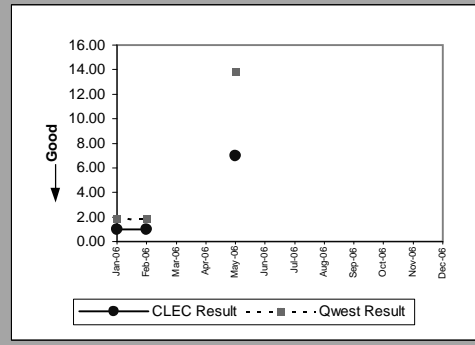
Qwest DSL(Parity)									
Date	CLEC Num	CLEC Denom	CLEC Result	CLEC Std Dev	Qwest Num	Qwest Denom	Qwest Result	Mod Z Scr	Parity Scr
Jan-06	1	1	1	0.00	202	54	3.74	-0.43535	-1.264674
Feb-06									
Mar-06									
Apr-06									
May-06									
Jun-06									
Jul-06									
Aug-06									
Sep-06									
Oct-06									
Nov-06									
Dec-06									





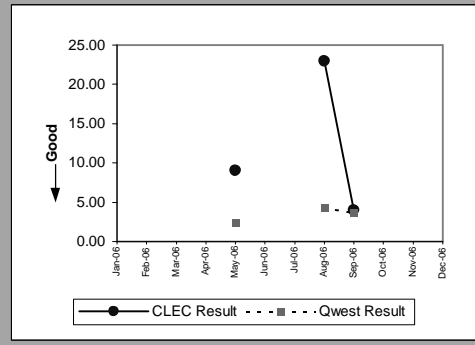
OP-6A-2 - Delayed Days for Non-Facility Reasons (Average Days) - Dispatches outside MSAs

Date	Residence(Parity)								
	CLEC Num	CLEC Denom	CLEC Result	CLEC Std Dev	Qwest Num	Qwest Denom	Qwest Result	Mod Z Scr	Parity Scr
Jan-06	4	4	1	0.00	117	62	1.89	-0.509002	-1.309451
Feb-06	1	1	1	0.00	59	32	1.84	-0.444694	-1.270355
Mar-06									
Apr-06									
May-06	7	1	7	0.00	207	15	13.80	-0.217303	-1.132111
Jun-06									
Jul-06									
Aug-06									
Sep-06									
Oct-06									
Nov-06									
Dec-06									

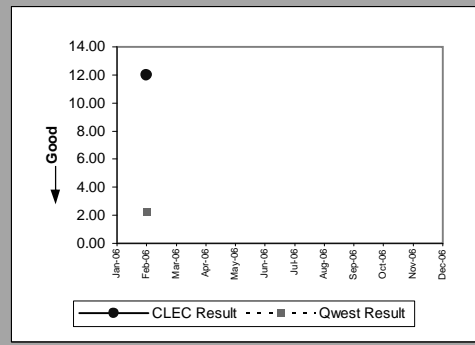


OP-6A-3 - Delayed Days for Non-Facility Reasons (Average Days) - No dispatches

Residence(Parity)									
Date	CLEC Num	CLEC Denom	CLEC Result	CLEC Std Dev	Qwest Num	Qwest Denom	Qwest Result	Mod Z Scr	Parity Scr
Jan-06									
Feb-06									
Mar-06									
Apr-06									
May-06	9	1	9	0.00	56	24	2.33	3.562254	-0.111741
Jun-06									
Jul-06									
Aug-06	23	1	23	0.00	112	26	4.31	3.268149	-0.177329
Sep-06	8	2	4	4.24	59	16	3.69	0.115433	-0.886575
Oct-06									
Nov-06									
Dec-06									

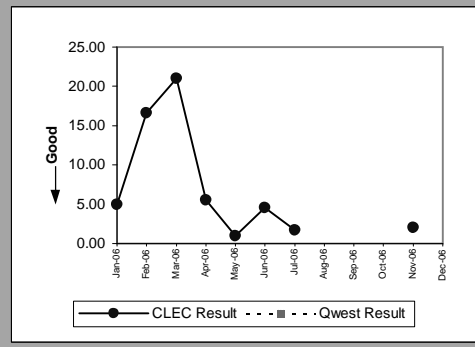


Line Splitting(Parity)									
Date	CLEC Num	CLEC Denom	CLEC Result	CLEC Std Dev	Qwest Num	Qwest Denom	Qwest Result	Mod Z Scr	Parity Scr
Jan-06									
Feb-06	12	1	12	0.00	18	8	2.25	5.507571	-0.111741
Mar-06									
Apr-06									
May-06									
Jun-06									
Jul-06									
Aug-06									
Sep-06									
Oct-06									
Nov-06									
Dec-06									



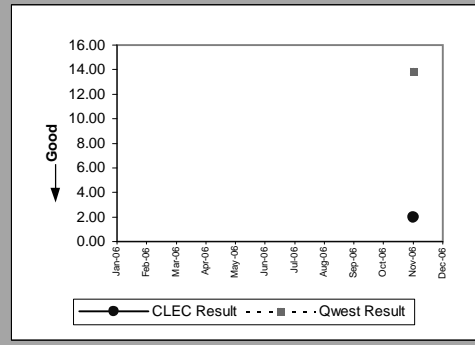
OP-6A-4 - Delayed Days for Non-Facility Reasons (Average Days) - Interval Zone One

LIS Trunk(Parity)									
Date	CLEC Num	CLEC Denom	CLEC Result	CLEC Std Dev	Qwest Num	Qwest Denom	Qwest Result	Mod Z Scr	Parity Scr
Jan-06	5	1	5	0.00					
Feb-06	83	5	16.60	3.58					
Mar-06	21	1	21	0.00					
Apr-06	11	2	5.50	2.12					
May-06	1	1	1	0.00					
Jun-06	23	5	4.60	2.07					
Jul-06	5	3	1.67	1.15					
Aug-06									
Sep-06									
Oct-06									
Nov-06	2	1	2	0.00					
Dec-06									

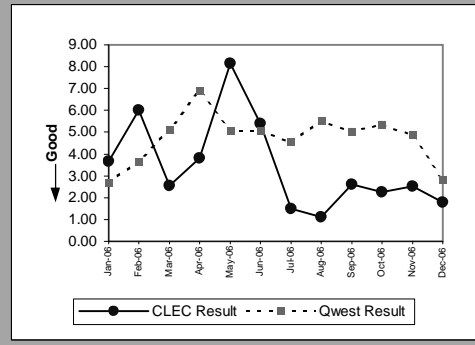


OP-6A-4 - Delayed Days for Non-Facility Reasons (Average Days) - Interval Zone One

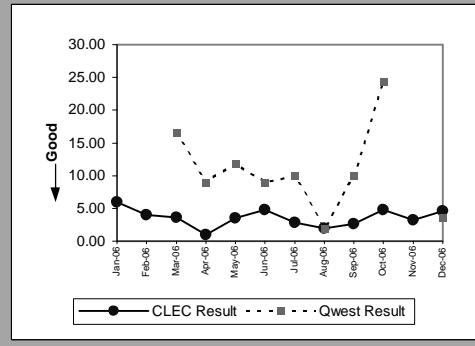
UDIT Above DS1 Level(Parity)									
Date	CLEC Num	CLEC Denom	CLEC Result	CLEC Std Dev	Qwest Num	Qwest Denom	Qwest Result	Mod Z Scr	Parity Scr
Jan-06					487				
Feb-06									
Mar-06									
Apr-06									
May-06									
Jun-06									
Jul-06									
Aug-06									
Sep-06									
Oct-06									
Nov-06	2	1	2	0.00	97	7	13.86	-0.416796	-1.253394
Dec-06									



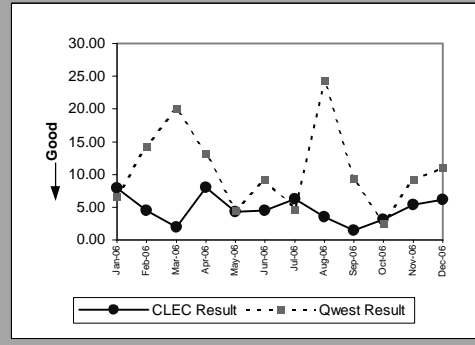
Unbundled Loop Analog(Parity)									
Date	CLEC Num	CLEC Denom	CLEC Result	CLEC Std Dev	Qwest Num	Qwest Denom	Qwest Result	Mod Z Scr	Parity Scr
Jan-06	44	12	3.67	2.27	487	181	2.69	0.874647	-0.405327
Feb-06	66	11	6	4.77	421	115	3.66	0.979005	-0.27646
Mar-06	69	27	2.56	1.87	565	111	5.09	-1.276691	-1.776173
Apr-06	107	28	3.82	1.22	579	84	6.89	-1.071038	-1.651145
May-06	57	7	8.14	5.49	447	88	5.08	0.823691	-0.323757
Jun-06	97	18	5.39	3.07	488	96	5.08	0.151477	-0.850692
Jul-06	9	6	1.50	0.84	468	103	4.54	-1.218977	-1.741085
Aug-06	21	19	1.11	0.46	606	110	5.51	-2.420949	-2.471833
Sep-06	13	5	2.60	1.14	394	78	5.05	-0.770311	-1.468316
Oct-06	25	11	2.27	1.42	381	71	5.37	-1.210724	-1.736068
Nov-06	48	19	2.53	1.90	472	97	4.87	-1.008837	-1.608465
Dec-06	9	5	1.80	0.84	425	151	2.81	-0.488552	-1.297018



Unbundled Loop - 2 Wire Non-Loaded(Parity)									
Date	CLEC Num	CLEC Denom	CLEC Result	CLEC Std Dev	Qwest Num	Qwest Denom	Qwest Result	Mod Z Scr	Parity Scr
Jan-06	30	5	6	3.74					
Feb-06	8	2	4	4.24					
Mar-06	25	7	3.57	2.76	33	2	16.50	-4.560771	-3.772752
Apr-06	2	2	1	0.00	36	4	9	-0.920697	-1.559744
May-06	14	4	3.50	4.36	59	5	11.80	-1.588099	-1.965495
Jun-06	38	8	4.75	8.05	18	2	9	-0.543045	-1.330148
Jul-06	14	5	2.80	1.92	10	1	10		
Aug-06	2	1	2	0.00	6	3	2	0	-1
Sep-06	32	12	2.67	2.15	10	1	10		
Oct-06	43	9	4.78	3.63	73	3	24.33	-1.00652	-1.611921
Nov-06	26	8	3.25	3.49					
Dec-06	37	8	4.63	4.81	7	2	3.50	0.402492	-1.050736

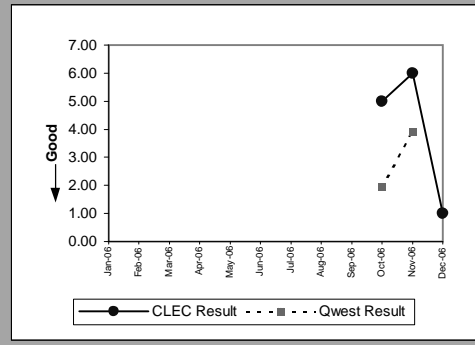


Unbundled Loop - DS1 Capable(Parity)									
Date	CLEC Num	CLEC Denom	CLEC Result	CLEC Std Dev	Qwest Num	Qwest Denom	Qwest Result	Mod Z Scr	Parity Scr
Jan-06	71	9	7.89	8.75	13	2	6.50	0.358942	-0.981132
Feb-06	27	6	4.50	3.99	100	7	14.29	-1.316253	-1.800225
Mar-06	4	2	2	1.41	180	9	20	-0.725961	-1.441353
Apr-06	24	3	8	6.08	185	14	13.21	-0.848695	-1.51597
May-06	13	3	4.33	2.52	18	4	4.50	-0.125988	-1.076595
Jun-06	18	4	4.50	5.74	55	6	9.17	-0.70835	-1.430646
Jul-06	44	7	6.29	6.78	33	7	4.71	0.573935	-0.564711
Aug-06	7	2	3.50	3.54	146	6	24.33	-1.092097	-1.663948
Sep-06	6	4	1.50	1	28	3	9.33	-2.274489	-2.382791
Oct-06	22	7	3.14	4.02	25	10	2.50	0.561939	-0.651062
Nov-06	32	6	5.33	5.68	165	18	9.17	-1.054725	-1.641227
Dec-06	86	14	6.14	7.28	132	12	11	-1.09598	-1.666308

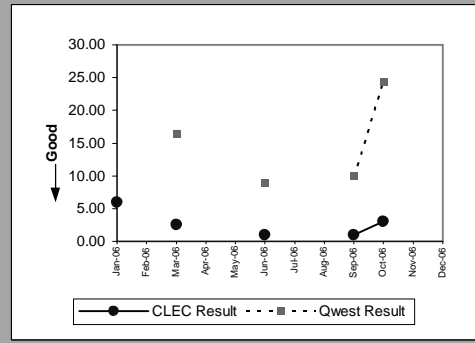


OP-6A-4 - Delayed Days for Non-Facility Reasons (Average Days) - Interval Zone One

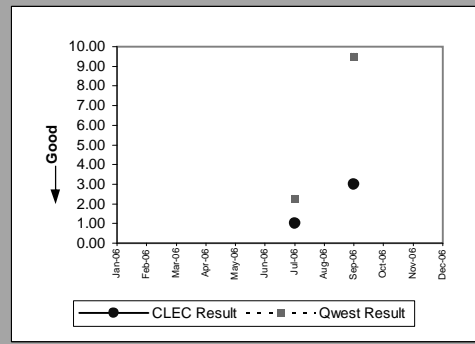
Unbundled Loop - XDSL(Parity)									
Date	CLEC Num	CLEC Denom	CLEC Result	CLEC Std Dev	Qwest Num	Qwest Denom	Qwest Result	Mod Z Scr	Parity Scr
Jan-06									
Feb-06									
Mar-06									
Apr-06									
May-06									
Jun-06									
Jul-06									
Aug-06									
Sep-06									
Oct-06	5	1	5	0.00	35	18	1.94	1.654292	-0.334958
Nov-06	6	1	6	0.00	47	12	3.92	0.288112	-0.354034
Dec-06	1	1	1	0.00					



Unbundled Loop ISDN Capable(Parity)									
Date	CLEC Num	CLEC Denom	CLEC Result	CLEC Std Dev	Qwest Num	Qwest Denom	Qwest Result	Mod Z Scr	Parity Scr
Jan-06	6	1	6	0.00					
Feb-06									
Mar-06	10	4	2.50	3	33	2	16.50	-4.572381	-3.77981
Apr-06									
May-06									
Jun-06	1	1	1	0.00	18	2	9	-0.659829	-1.401147
Jul-06									
Aug-06									
Sep-06	1	1	1	0.00	10	1	10		
Oct-06	3	1	3	0.00	73	3	24.33	-0.633943	-1.38541
Nov-06									
Dec-06									

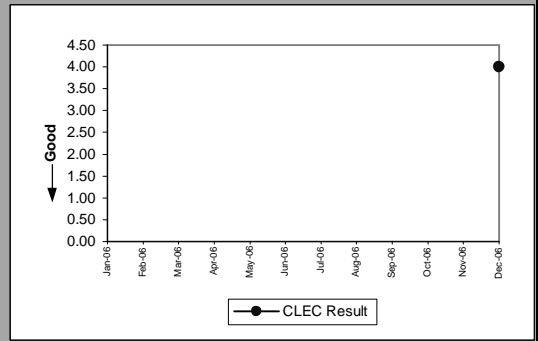


Unbundled Loop - ADSL Qualified(Parity)									
Date	CLEC Num	CLEC Denom	CLEC Result	CLEC Std Dev	Qwest Num	Qwest Denom	Qwest Result	Mod Z Scr	Parity Scr
Jan-06									
Feb-06									
Mar-06									
Apr-06									
May-06									
Jun-06									
Jul-06	1	1	1	0.00	34	15	2.27	-0.29564	-1.179737
Aug-06									
Sep-06	3	1	3	0.00	57	6	9.50	-0.458456	-1.278721
Oct-06									
Nov-06									
Dec-06									



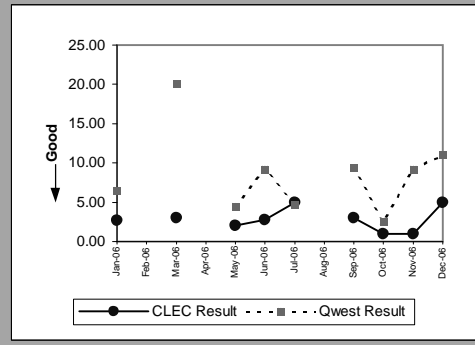
OP-6A-4 - Delayed Days for Non-Facility Reasons (Average Days) - Interval Zone One

Enhanced Extended Loops - DS3 Capable(Diagnostic)				
Date	Num	Denom	CLEC Result	Standard Dev
Jan-06				
Feb-06				
Mar-06				
Apr-06				
May-06				
Jun-06				
Jul-06				
Aug-06				
Sep-06				
Oct-06				
Nov-06				
Dec-06	4	1	4	0.00



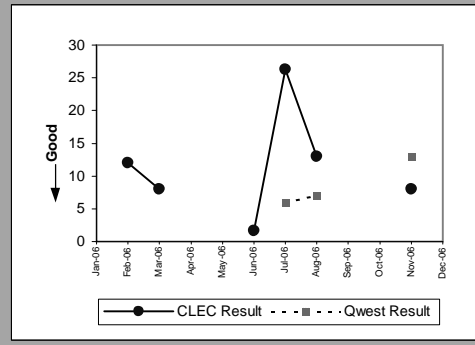
OP-6A-4 - Delayed Days for Non-Facility Reasons (Average Days) - Interval Zone One

Enhanced Extended Loops - DS1 Capable(Parity)										
Date	CLEC Num	CLEC Denom	CLEC Result	CLEC Std Dev	Qwest Num	Qwest Denom	Qwest Result	Mod Z Scr	Parity Scr	
Jan-06	8	3	2.67	1.53	13	2	6.50	-0.848368	-1.515771	
Feb-06										
Mar-06	6	2	3	2.83	180	9	20	-0.68563	-1.416833	
Apr-06										
May-06	12	6	2	1.10	18	4	4.50	-2.236068	-2.359433	
Jun-06	11	4	2.75	2.06	55	6	9.17	-0.973982	-1.592139	
Jul-06	30	6	5	9.32	33	7	4.71	0.100258	-1.02744	
Aug-06										
Sep-06	3	1	3	0.00	28	3	9.33	-1.21635	-1.739489	
Oct-06	3	3	1	0.00	25	10	2.50	-0.981591	-1.596765	
Nov-06	2	2	1	0.00	165	18	9.17	-1.421142	-1.863993	
Dec-06	5	1	5	0.00	132	12	11	-0.51171	-1.311098	



OP-6A-5 - Delayed Days for Non-Facility Reasons (Average Days) - Interval Zone Two

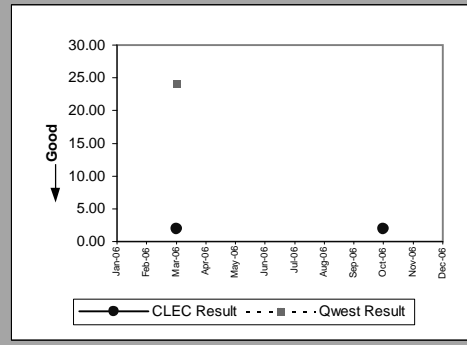
LIS Trunk(Parity)									
Date	CLEC Num	CLEC Denom	CLEC Result	CLEC Std Dev	Qwest Num	Qwest Denom	Qwest Result	Mod Z Scr	Parity Scr
Jan-06									
Feb-06	24	2	12	1.41					
Mar-06	24	3	8	2.65					
Apr-06									
May-06									
Jun-06	5	3	1.67	1.15					
Jul-06	79	3	26.33	34.53	12	2	6	3.937533	-0.955333
Aug-06	39	3	13	8.72	14	2	7	1.549193	-1.021339
Sep-06									
Oct-06									
Nov-06	8	1	8	0.00	13	1	13		
Dec-06									



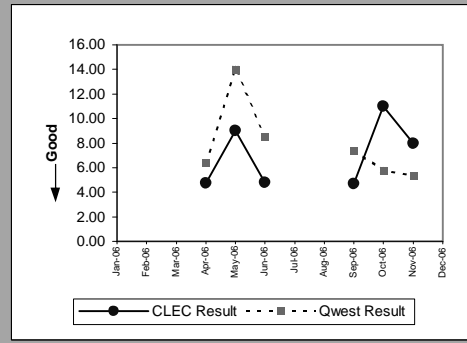


OP-6A-5 - Delayed Days for Non-Facility Reasons (Average Days) - Interval Zone Two

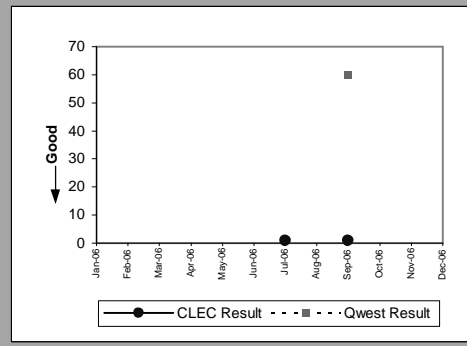
UDIT Above DS1 Level(Parity)									
Date	CLEC Num	CLEC Denom	CLEC Result	CLEC Std Dev	Qwest Num	Qwest Denom	Qwest Result	Mod Z Scr	Parity Scr
Jan-06									
Feb-06									
Mar-06	2	1	2	0.00	72	3	24	-0.703722	-1.427833
Apr-06									
May-06									
Jun-06									
Jul-06									
Aug-06									
Sep-06									
Oct-06	2	1	2	0.00					
Nov-06									
Dec-06									



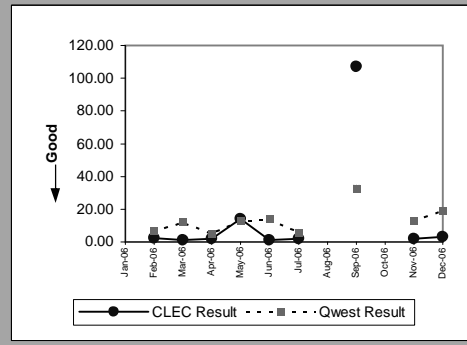
Unbundled Loop Analog(Parity)									
Date	CLEC Num	CLEC Denom	CLEC Result	CLEC Std Dev	Qwest Num	Qwest Denom	Qwest Result	Mod Z Scr	Parity Scr
Jan-06									
Feb-06									
Mar-06									
Apr-06	19	4	4.75	0.50	141	22	6.41	-0.428946	-1.260781
May-06	9	1	9	0.00	252	18	14	-0.174293	-1.105963
Jun-06	24	5	4.80	0.45	246	29	8.48	-0.421607	-1.256319
Jul-06									
Aug-06									
Sep-06	14	3	4.67	2.31	133	18	7.39	-0.484453	-1.294527
Oct-06	55	5	11	20.20	110	19	5.79	1.571627	-0.461782
Nov-06	8	1	8	0.00	124	23	5.39	0.240748	-0.267092
Dec-06									



Unbundled Loop - 2 Wire Non-Loaded(Parity)									
Date	CLEC Num	CLEC Denom	CLEC Result	CLEC Std Dev	Qwest Num	Qwest Denom	Qwest Result	Mod Z Scr	Parity Scr
Jan-06									
Feb-06									
Mar-06									
Apr-06									
May-06									
Jun-06									
Jul-06	1	1	1	0.00					
Aug-06									
Sep-06	1	1	1	0.00	60	1	60		
Oct-06									
Nov-06									
Dec-06									

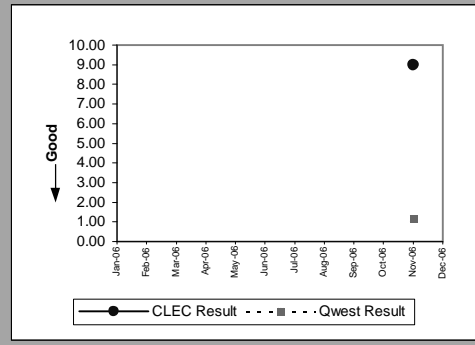


Unbundled Loop - DS1 Capable(Parity)									
Date	CLEC Num	CLEC Denom	CLEC Result	CLEC Std Dev	Qwest Num	Qwest Denom	Qwest Result	Mod Z Scr	Parity Scr
Jan-06									
Feb-06	5	2	2.50	2.12	47	7	6.71	-1.219675	-1.74151
Mar-06	2	2	1	0.00	121	10	12.10	-0.946061	-1.575164
Apr-06	4	2	2	1.41	44	9	4.89	-1.437254	-1.873788
May-06	85	6	14.17	9.09	195	15	13	0.177915	-0.853831
Jun-06	1	1	1	0.00	270	19	14.21	-0.612175	-1.372176
Jul-06	2	1	2	0.00	83	14	5.93	-1.078719	-1.655814
Aug-06									
Sep-06	107	1	107	0.00	297	9	33	2.337814	1.261001
Oct-06									
Nov-06	2	1	2	0.00	116	9	12.89	-0.532656	-1.323832
Dec-06	3	1	3	0.00	133	7	19	-0.519708	-1.31596

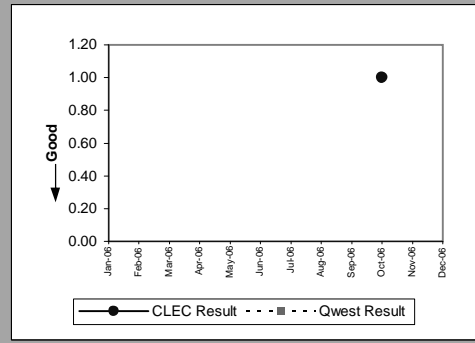


OP-6A-5 - Delayed Days for Non-Facility Reasons (Average Days) - Interval Zone Two

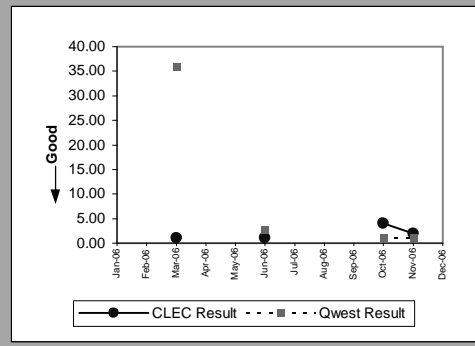
Unbundled Loop - XDSL(Parity)									
Date	CLEC Num	CLEC Denom	CLEC Result	CLEC Std Dev	Qwest Num	Qwest Denom	Qwest Result	Mod Z Scr	Parity Scr
Jan-06									
Feb-06									
Mar-06									
Apr-06									
May-06									
Jun-06									
Jul-06									
Aug-06									
Sep-06									
Oct-06									
Nov-06	9	1	9	0.00	7	6	1.17	17.76433	-0.422307
Dec-06									



Unbundled Loop ISDN Capable(Parity)									
Date	CLEC Num	CLEC Denom	CLEC Result	CLEC Std Dev	Qwest Num	Qwest Denom	Qwest Result	Mod Z Scr	Parity Scr
Jan-06									
Feb-06									
Mar-06									
Apr-06									
May-06									
Jun-06									
Jul-06									
Aug-06									
Sep-06									
Oct-06	1	1	1	0.00					
Nov-06									
Dec-06									

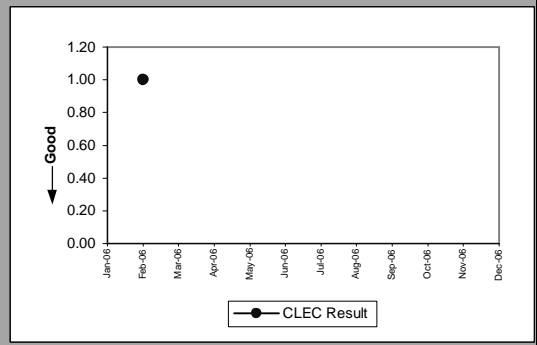


Unbundled Loop - ADSL Qualified(Parity)									
Date	CLEC Num	CLEC Denom	CLEC Result	CLEC Std Dev	Qwest Num	Qwest Denom	Qwest Result	Mod Z Scr	Parity Scr
Jan-06									
Feb-06									
Mar-06	1	1	1	0.00	36	1	36		
Apr-06									
May-06									
Jun-06	1	1	1	0.00	11	4	2.75	-0.447214	-1.271887
Jul-06									
Aug-06									
Sep-06									
Oct-06	4	1	4	0.00	1	1	1		
Nov-06	2	1	2	0.00	7	6	1.17	1.889822	-0.595661
Dec-06									



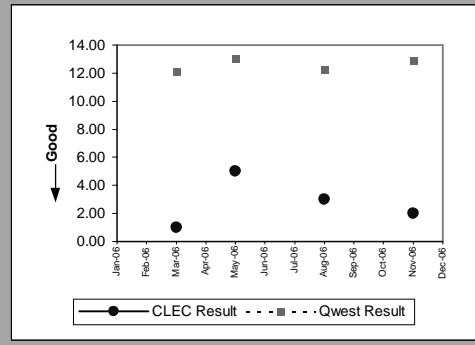
OP-6A-5 - Delayed Days for Non-Facility Reasons (Average Days) - Interval Zone Two

Enhanced Extended Loops - DS3 Capable(Diagnostic)				
Date	Num	Denom	CLEC Result	Standard Dev
Jan-06				
Feb-06		1	1	0.00
Mar-06				
Apr-06				
May-06				
Jun-06				
Jul-06				
Aug-06				
Sep-06				
Oct-06				
Nov-06				
Dec-06				



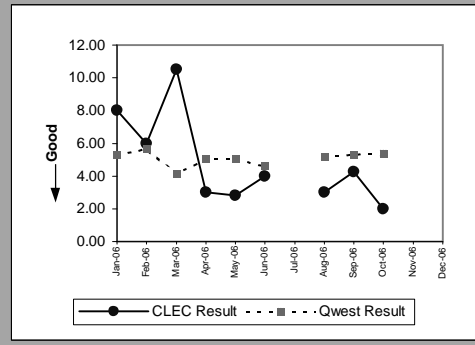
OP-6A-5 - Delayed Days for Non-Facility Reasons (Average Days) - Interval Zone Two

Enhanced Extended Loops - DS1 Capable(Parity)									
Date	CLEC Num	CLEC Denom	CLEC Result	CLEC Std Dev	Qwest Num	Qwest Denom	Qwest Result	Mod Z Scr	Parity Scr
Jan-06									
Feb-06									
Mar-06	1	1	1	0.00	121	10	12.10	-0.698712	-1.424787
Apr-06									
May-06	10	2	5	5.66	195	15	13	-0.782853	-1.475941
Jun-06									
Jul-06									
Aug-06	3	1	3	0.00	184	15	12.27	-0.56039	-1.340693
Sep-06									
Oct-06									
Nov-06	4	2	2	1.41	116	9	12.89	-0.718233	-1.436655
Dec-06									

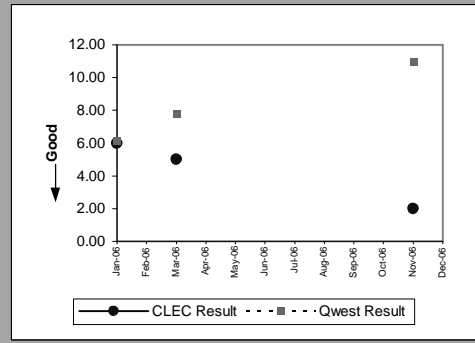


OP-6B-1 - Delayed Days for Facility Reasons (Average Days) - Dispatches within MSAs

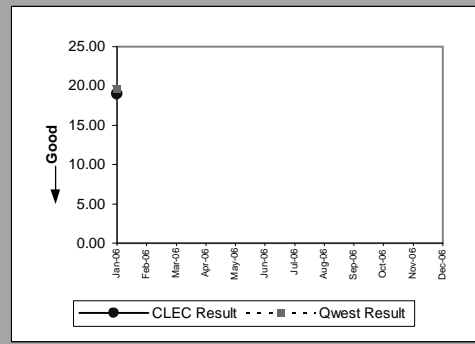
Residence(Parity)									
Date	CLEC Num	CLEC Denom	CLEC Result	CLEC Std Dev	Qwest Num	Qwest Denom	Qwest Result	Mod Z Scr	Parity Scr
Jan-06	24	3	8	4.58	618	117	5.28	0.81934	-0.297676
Feb-06	6	1	6	0.00	436	77	5.66	0.050224	-0.69682
Mar-06	21	2	10.50	2.12	511	123	4.15	2.427894	0.064342
Apr-06	3	1	3	0.00	410	81	5.06	-0.391402	-1.237956
May-06	14	5	2.80	1.30	372	74	5.03	-0.929201	-1.564914
Jun-06	4	1	4	0.00	431	93	4.63	-0.156091	-1.094897
Jul-06									
Aug-06	6	2	3	1.41	413	80	5.16	-0.515855	-1.313617
Sep-06	17	4	4.25	2.22	405	76	5.33	-0.410719	-1.2497
Oct-06	2	1	2	0.00	422	78	5.41	-0.590826	-1.359197
Nov-06									
Dec-06									



Business(Parity)									
Date	CLEC Num	CLEC Denom	CLEC Result	CLEC Std Dev	Qwest Num	Qwest Denom	Qwest Result	Mod Z Scr	Parity Scr
Jan-06	12	2	6	2.83	294	48	6.13	-0.032842	-1.019967
Feb-06									
Mar-06	5	1	5	0.00	452	58	7.79	-0.310798	-1.188952
Apr-06									
May-06									
Jun-06									
Jul-06									
Aug-06									
Sep-06									
Oct-06									
Nov-06	2	1	2	0.00	667	61	10.93	-0.626807	-1.381072
Dec-06									

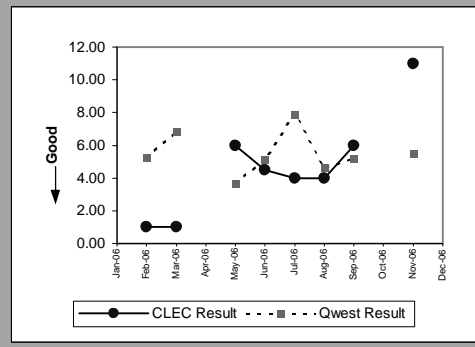


Qwest DSL(Parity)									
Date	CLEC Num	CLEC Denom	CLEC Result	CLEC Std Dev	Qwest Num	Qwest Denom	Qwest Result	Mod Z Scr	Parity Scr
Jan-06	19	1	19	0.00	2129	108	19.71	-0.028515	-1.017336
Feb-06									
Mar-06									
Apr-06									
May-06									
Jun-06									
Jul-06									
Aug-06									
Sep-06									
Oct-06									
Nov-06									
Dec-06									



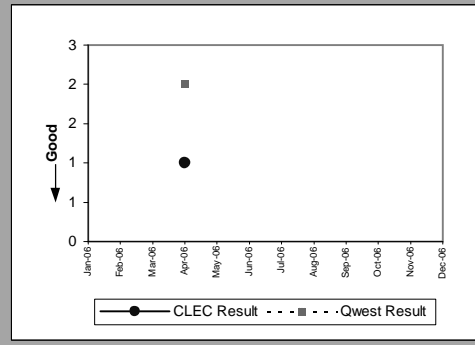
OP-6B-2 - Delayed Days for Facility Reasons (Average Days) - Dispatches outside MSAs

Date	Residence(Parity)								
	CLEC Num	CLEC Denom	CLEC Result	CLEC Std Dev	Qwest Num	Qwest Denom	Qwest Result	Mod Z Scr	Parity Scr
Jan-06									
Feb-06	1	1	1	0.00	194	37	5.24	-0.837962	-1.509444
Mar-06	1	1	1	0.00	226	33	6.85	-0.877957	-1.53376
Apr-06									
May-06	6	1	6	0.00	118	32	3.69	0.457845	-0.466277
Jun-06	9	2	4.50	3.54	231	45	5.13	-0.18174	-1.11049
Jul-06	8	2	4	1.41	189	24	7.88	-0.494763	-1.300794
Aug-06	4	1	4	0.00	120	26	4.62	-0.101088	-1.061457
Sep-06	6	1	6	0.00	166	32	5.19	0.14925	-0.627436
Oct-06									
Nov-06	11	1	11	0.00	191	35	5.46	1.270981	-0.231153
Dec-06									



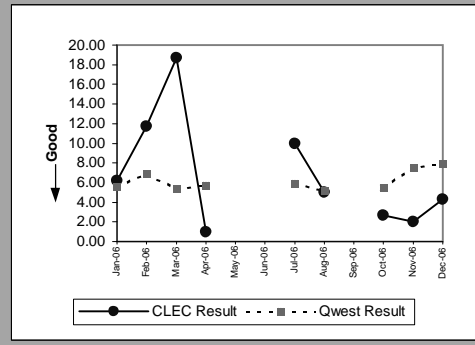
OP-6B-3 - Delayed Days for Facility Reasons (Average Days) - No dispatches

Date	Residence(Parity)								
	CLEC Num	CLEC Denom	CLEC Result	CLEC Std Dev	Qwest Num	Qwest Denom	Qwest Result	Mod Z Scr	Parity Scr
Jan-06									
Feb-06									
Mar-06									
Apr-06	1	1	1	0.00	8	4	2		
May-06									
Jun-06									
Jul-06									
Aug-06									
Sep-06									
Oct-06									
Nov-06									
Dec-06									

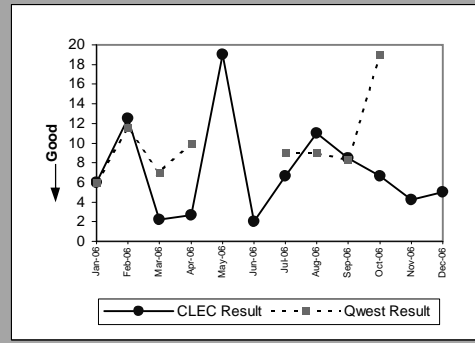


OP-6B-4 - Delayed Days for Facility Reasons (Average Days) - Interval Zone One

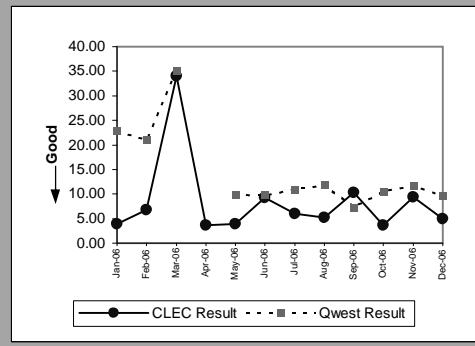
Unbundled Loop Analog(Parity)									
Date	CLEC Num	CLEC Denom	CLEC Result	CLEC Std Dev	Qwest Num	Qwest Denom	Qwest Result	Mod Z Scr	Parity Scr
Jan-06	173	28	6.18	4.01	912	165	5.53	0.573389	-0.582254
Feb-06	47	4	11.75	1.50	830	120	6.92	1.277371	-0.332179
Mar-06	56	3	18.67	21.22	963	181	5.32	3.761461	0.372237
Apr-06	7	7	1	0.00	731	127	5.76	-1.69238	-2.028894
May-06									
Jun-06	20	2	10	0.00	798	134	5.96	0.635182	-0.38787
Jul-06	5	1	5	0.00	651	127	5.13	-0.023556	-1.014321
Sep-06									
Oct-06	8	3	2.67	1.15	723	132	5.48	-0.914843	-1.556185
Nov-06	20	10	2	0.00	1055	141	7.48	-1.624135	-1.987404
Dec-06	13	3	4.33	2.31	846	106	7.98	-0.593041	-1.360553



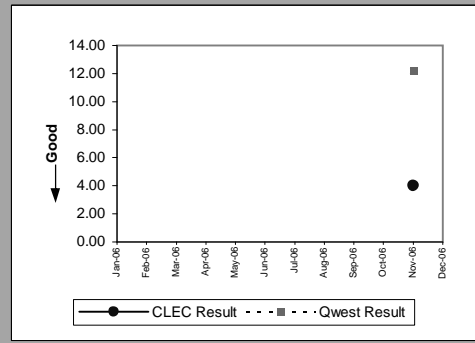
Unbundled Loop - 2 Wire Non-Loaded(Parity)									
Date	CLEC Num	CLEC Denom	CLEC Result	CLEC Std Dev	Qwest Num	Qwest Denom	Qwest Result	Mod Z Scr	Parity Scr
Jan-06	18	3	6	6.24	6	1	6		
Feb-06	75	6	12.50	14.01	23	2	11.50	0.247436	-1.220123
Mar-06	11	5	2.20	0.84	14	2	7		
Apr-06	16	6	2.67	1.97	20	2	10	-0.793857	-1.482631
May-06	19	1	19	0.00					
Jun-06	4	2	2	0.00					
Jul-06	20	3	6.67	4.51	27	3	9	-0.349128	-1.212255
Aug-06	11	1	11	0.00	27	3	9	0.202721	-0.372495
Sep-06	17	2	8.50	4.95	25	3	8.33	0.03315	-0.481786
Oct-06	20	3	6.67	3.79	19	1	19		
Nov-06	17	4	4.25	2.50					
Dec-06	55	11	5	2					



Unbundled Loop - DS1 Capable(Parity)									
Date	CLEC Num	CLEC Denom	CLEC Result	CLEC Std Dev	Qwest Num	Qwest Denom	Qwest Result	Mod Z Scr	Parity Scr
Jan-06	35	9	3.89	2.26	137	6	22.83	-1.304733	-1.793222
Feb-06	27	4	6.75	3.10	127	6	21.17	-1.512085	-1.919283
Mar-06	34	1	34	0.00	211	6	35.17	-0.017311	-1.010524
Apr-06	18	5	3.60	1.95					
May-06	27	7	3.86	2.97	129	13	9.92	-1.690597	-2.02781
Jun-06	37	4	9.25	6.65	215	22	9.77	-0.159872	-1.097195
Jul-06	12	2	6	5.66	55	5	11	-0.34332	-1.208724
Aug-06	63	12	5.25	4.65	95	8	11.88	-1.702354	-2.034958
Sep-06	82	8	10.25	7.29	51	7	7.29	1.353581	-0.273356
Oct-06	29	8	3.63	1.77	106	10	10.60	-1.996119	-2.213554
Nov-06	75	8	9.38	8.38	82	7	11.71	-0.287264	-1.174644
Dec-06	15	3	5	1.73	58	6	9.67	-0.86164	-1.52384



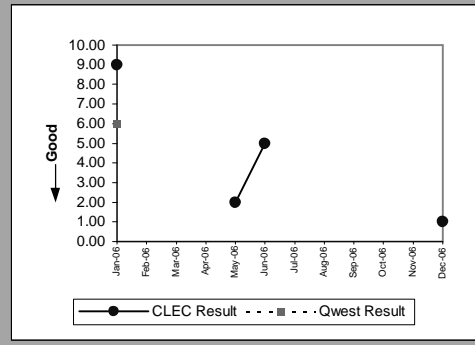
Unbundled Loop - XDSL(Parity)									
Date	CLEC Num	CLEC Denom	CLEC Result	CLEC Std Dev	Qwest Num	Qwest Denom	Qwest Result	Mod Z Scr	Parity Scr
Jan-06									
Feb-06									
Mar-06									
Apr-06									
May-06									
Jun-06									
Jul-06									
Aug-06									
Sep-06									
Oct-06									
Nov-06	4	1	4	0.00	987	81	12.19	-0.535046	-1.325285
Dec-06									



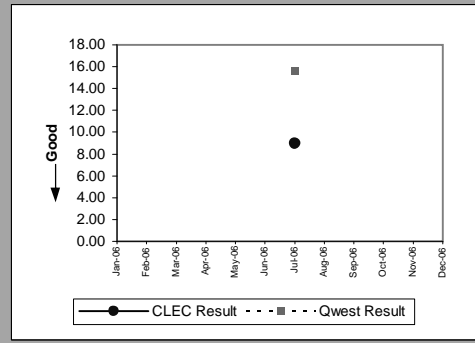


OP-6B-4 - Delayed Days for Facility Reasons (Average Days) - Interval Zone One

Unbundled Loop ISDN Capable(Parity)									
Date	CLEC Num	CLEC Denom	CLEC Result	CLEC Std Dev	Qwest Num	Qwest Denom	Qwest Result	Mod Z Scr	Parity Scr
Jan-06	9	1	9	0.00	6	1	6		
Feb-06									
Mar-06									
Apr-06									
May-06	2	1	2	0.00					
Jun-06	5	1	5	0.00					
Jul-06									
Aug-06									
Sep-06									
Oct-06									
Nov-06									
Dec-06	1	1	1	0.00					

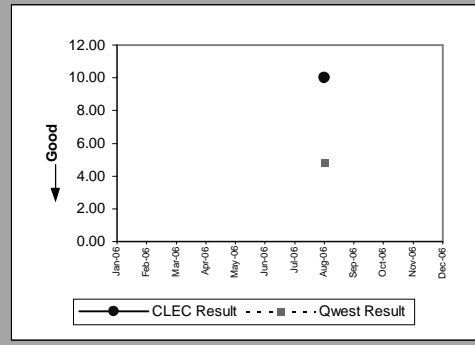


Unbundled Loop - ADSL Qualified(Parity)									
Date	CLEC Num	CLEC Denom	CLEC Result	CLEC Std Dev	Qwest Num	Qwest Denom	Qwest Result	Mod Z Scr	Parity Scr
Jan-06									
Feb-06									
Mar-06									
Apr-06									
May-06									
Jun-06									
Jul-06	9	1	9	0.00	859	55	15.62	-0.334744	-1.20351
Aug-06									
Sep-06									
Oct-06									
Nov-06									
Dec-06									



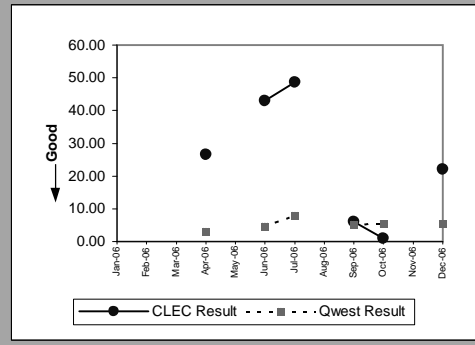
OP-6B-5 - Delayed Days for Facility Reasons (Average Days) - Interval Zone Two

Date	DS1 (Parity)								
	CLEC Num	CLEC Denom	CLEC Result	CLEC Std Dev	Qwest Num	Qwest Denom	Qwest Result	Mod Z Scr	Parity Scr
Jan-06									
Feb-06									
Mar-06									
Apr-06									
May-06									
Jun-06									
Jul-06									
Aug-06	10	1	10	0.00	24	5	4.80	2.888889	-0.486156
Sep-06									
Oct-06									
Nov-06									
Dec-06									

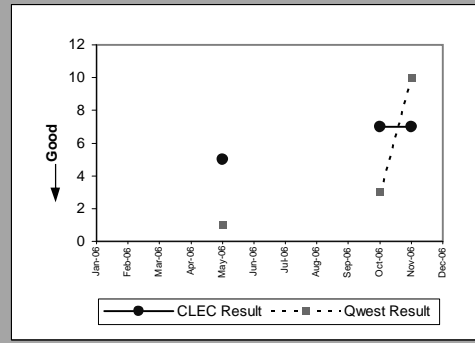


OP-6B-5 - Delayed Days for Facility Reasons (Average Days) - Interval Zone Two

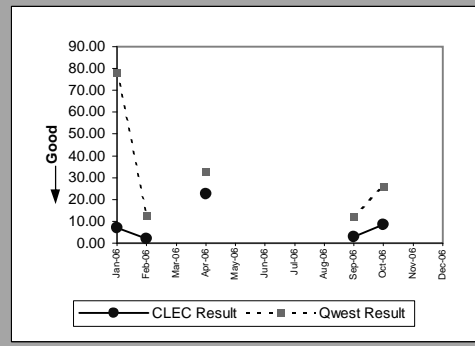
Unbundled Loop Analog(Parity)									
Date	CLEC Num	CLEC Denom	CLEC Result	CLEC Std Dev	Qwest Num	Qwest Denom	Qwest Result	Mod Z Scr	Parity Scr
Jan-06									
Feb-06									
Mar-06									
Apr-06	239	9	26.56	5.27	86	27	3.19	24.470546	1.261001
May-06									
Jun-06	387	9	43	0.00	266	56	4.75	22.427093	1.261001
Jul-06	146	3	48.67	9.24	267	33	8.09	6.325721	1.261001
Aug-06									
Sep-06	12	2	6	0.00	225	42	5.36	0.153122	-0.819065
Oct-06	3	3	1	0.00	230	42	5.48	-1.227537	-1.746289
Nov-06									
Dec-06	66	3	22	0.00	172	32	5.38	6.725914	1.261001



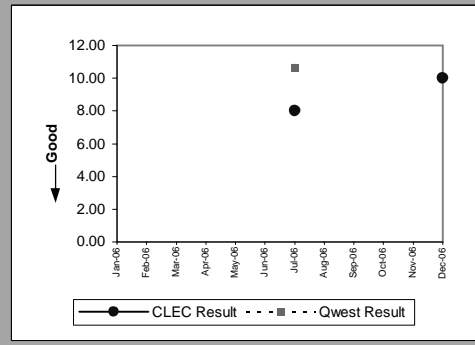
Unbundled Loop - 2 Wire Non-Loaded(Parity)									
Date	CLEC Num	CLEC Denom	CLEC Result	CLEC Std Dev	Qwest Num	Qwest Denom	Qwest Result	Mod Z Scr	Parity Scr
Jan-06									
Feb-06									
Mar-06									
Apr-06									
May-06	10	2	5	2.83	1	1	1		
Jun-06									
Jul-06									
Aug-06									
Sep-06									
Oct-06	7	1	7	0.00	3	1	3		
Nov-06	7	1	7	0.00	10	1	10		
Dec-06									



Unbundled Loop - DS1 Capable(Parity)									
Date	CLEC Num	CLEC Denom	CLEC Result	CLEC Std Dev	Qwest Num	Qwest Denom	Qwest Result	Mod Z Scr	Parity Scr
Jan-06	7	1	7	0.00	780	10	78	-0.956599	-1.581571
Feb-06	2	1	2	0.00	50	4	12.50	-1.379709	-1.838804
Mar-06									
Apr-06	113	5	22.60	18.41	130	4	32.50	-0.541907	-1.329456
May-06									
Jun-06									
Jul-06									
Aug-06									
Sep-06	3	1	3	0.00	12	1	12		
Oct-06	17	2	8.50	2.12	103	4	25.75	-1.061287	-1.645217
Nov-06									
Dec-06									

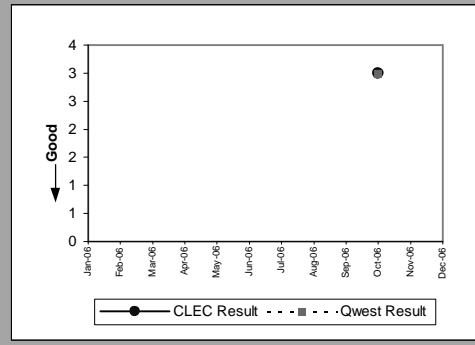


Unbundled Loop - XDSL(Parity)									
Date	CLEC Num	CLEC Denom	CLEC Result	CLEC Std Dev	Qwest Num	Qwest Denom	Qwest Result	Mod Z Scr	Parity Scr
Jan-06									
Feb-06									
Mar-06									
Apr-06									
May-06									
Jun-06									
Jul-06	8	1	8	0.00	278	26	10.69	-0.222921	-1.135526
Aug-06									
Sep-06									
Oct-06									
Nov-06									
Dec-06	20	2	10	0.00					

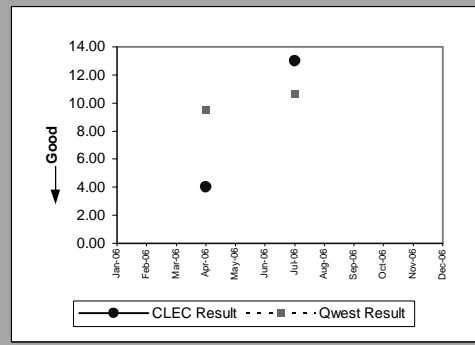


OP-6B-5 - Delayed Days for Facility Reasons (Average Days) - Interval Zone Two

Unbundled Loop ISDN Capable(Parity)									
Date	CLEC Num	CLEC Denom	CLEC Result	CLEC Std Dev	Qwest Num	Qwest Denom	Qwest Result	Mod Z Scr	Parity Scr
Jan-06									
Feb-06									
Mar-06									
Apr-06									
May-06									
Jun-06									
Jul-06									
Aug-06									
Sep-06									
Oct-06	3	1	3	0.00	3	1	3		
Nov-06									
Dec-06									

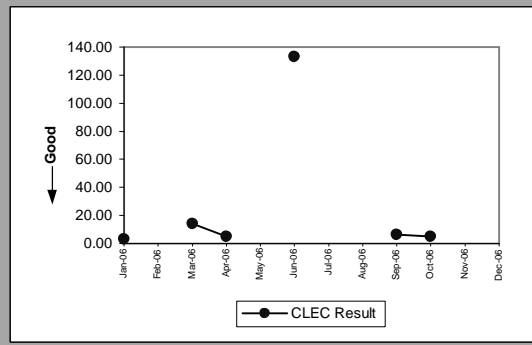


Unbundled Loop - ADSL Qualified(Parity)									
Date	CLEC Num	CLEC Denom	CLEC Result	CLEC Std Dev	Qwest Num	Qwest Denom	Qwest Result	Mod Z Scr	Parity Scr
Jan-06									
Feb-06									
Mar-06									
Apr-06	4	1	4	0.00	124	13	9.54	-0.575718	-1.350011
May-06									
Jun-06									
Jul-06	13	1	13	0.00	278	26	10.69	0.191075	-0.681187
Aug-06									
Sep-06									
Oct-06									
Nov-06									
Dec-06									



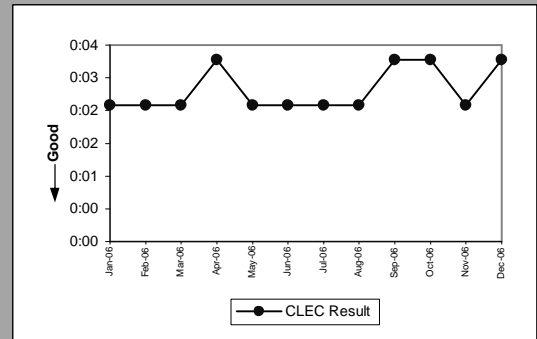
OP-6B-5 - Delayed Days for Facility Reasons (Average Days) - Interval Zone Two

Enhanced Extended Loops - DS1 Capable(Diagnostic)					
Date	Num	Denom	CLEC Result	Standard Dev	
Jan-06		3	1	3	0.00
Feb-06					
Mar-06	14		1	14	0.00
Apr-06	5		1	5	0.00
May-06					
Jun-06	133		1	133	0.00
Jul-06					
Aug-06					
Sep-06	13		2	6.50	4.95
Oct-06	5		1	5	0.00
Nov-06					
Dec-06					

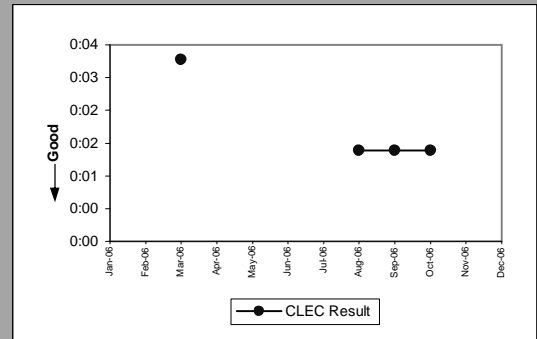


OP-7 - Coordinated Hot Cut Interval (Hours:Minutes)

Unbundled Loop - Analog(Diagnostic)				
Date	Numerator	Denominator	CLEC Result	
Jan-06		46:32	917	0:03
Feb-06		33:19	609	0:03
Mar-06		50:31	969	0:03
Apr-06		29:34	423	0:04
May-06		27:47	531	0:03
Jun-06		32:41	590	0:03
Jul-06		26:45	472	0:03
Aug-06		33:40	581	0:03
Sep-06		33:03	509	0:04
Oct-06		33:06	550	0:04
Nov-06		23:17	462	0:03
Dec-06		29:29	456	0:04

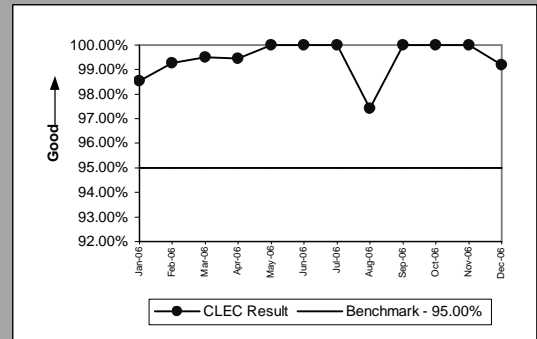


Unbundled Loop Other(Diagnostic)				
Date	Numerator	Denominator	CLEC Result	
Jan-06				
Feb-06				
Mar-06		0:45	10	0:04
Apr-06				
May-06				
Jun-06				
Jul-06				
Aug-06	0:02		1	0:02
Sep-06	0:02		1	0:02
Oct-06	0:02		1	0:02
Nov-06				
Dec-06				

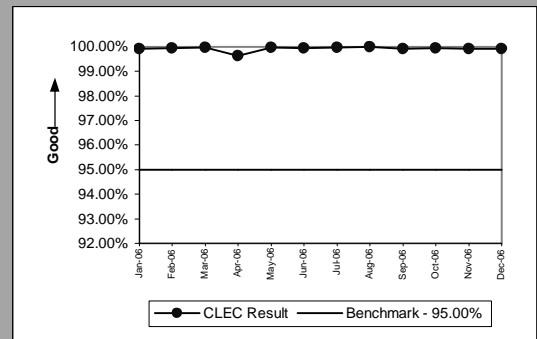


OP-8 - Number Portability Timeliness (Percent)

Number Portability Timeliness(Percent)(OP-8B)(Benchmark)				
Date	Numerator	Denominator	CLEC Result	
Jan-06		815	827	98.55%
Feb-06		549	553	99.28%
Mar-06		799	803	99.50%
Apr-06		369	371	99.46%
May-06		429	429	100.00%
Jun-06		487	487	100.00%
Jul-06		386	386	100.00%
Aug-06		492	505	97.43%
Sep-06		450	450	100.00%
Oct-06		470	470	100.00%
Nov-06		317	317	100.00%
Dec-06		362	365	99.18%

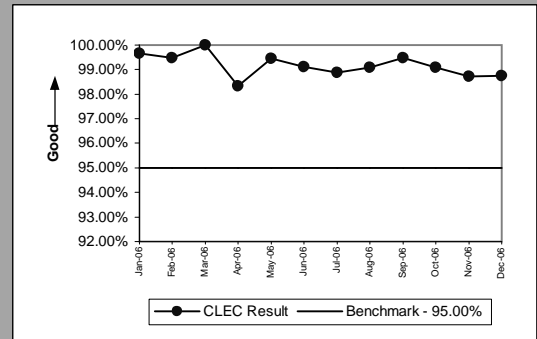


Percentage of LNP Triggers Set Prior to the Frame Due Time(Percent)(OP-8C)(Benchmark)				
Date	Numerator	Denominator	CLEC Result	
Jan-06		4956	4960	99.92%
Feb-06		8520	8524	99.95%
Mar-06		6250	6251	99.98%
Apr-06		4899	4917	99.63%
May-06		6429	6430	99.98%
Jun-06		7687	7690	99.96%
Jul-06		8316	8318	99.98%
Aug-06		9171	9172	99.99%
Sep-06		8068	8074	99.93%
Oct-06		9784	9789	99.95%
Nov-06		7684	7689	99.93%
Dec-06		7509	7514	99.93%

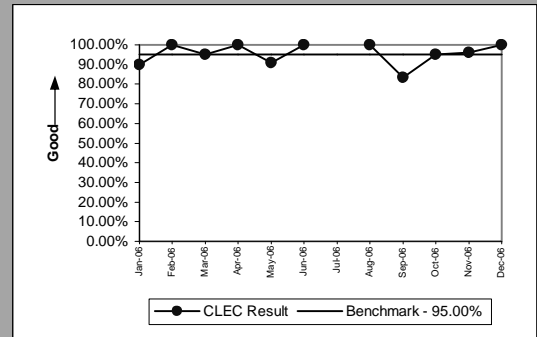


OP-13 - Coordinated Cuts on Time (Percent)

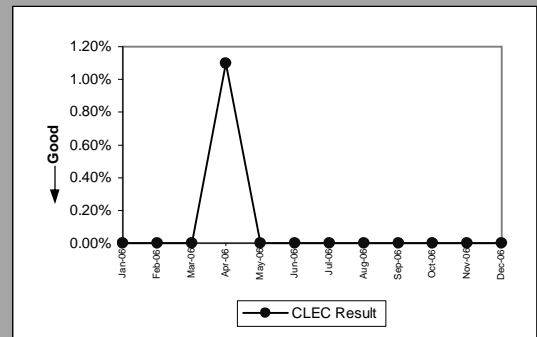
Coordinated Cuts Completed on Time(Percent)Unbundled Loop - Analog(OP-13A)(Benchmark)				
Date	Numerator	Denominator	CLEC Result	
Jan-06	296	297	99.66%	
Feb-06	196	197	99.49%	
Mar-06	291	291	100.00%	
Apr-06	178	181	98.34%	
May-06	182	183	99.45%	
Jun-06	225	227	99.12%	
Jul-06	178	180	98.89%	
Aug-06	219	221	99.10%	
Sep-06	191	192	99.48%	
Oct-06	218	220	99.09%	
Nov-06	154	156	98.72%	
Dec-06	159	161	98.76%	



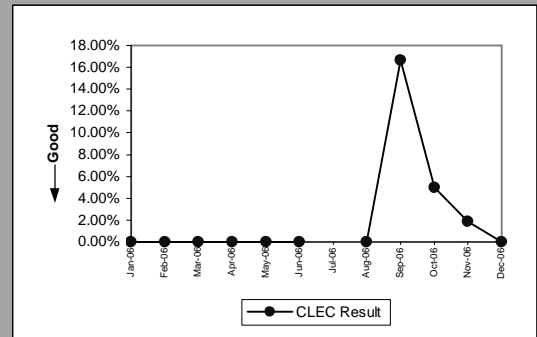
Coordinated Cuts Completed on Time(Percent)Unbundled Loop Other(OP-13B)(Benchmark)				
Date	Numerator	Denominator	CLEC Result	
Jan-06	9	10	90.00%	
Feb-06	7	7	100.00%	
Mar-06	20	21	95.24%	
Apr-06	1	1	100.00%	
May-06	10	11	90.91%	
Jun-06	2	2	100.00%	
Jul-06				
Aug-06	36	36	100.00%	
Sep-06	5	6	83.33%	
Oct-06	19	20	95.00%	
Nov-06	51	53	96.23%	
Dec-06	6	6	100.00%	



Coordinated Cuts Started Without CLEC Approval(Percent)Unbundled Loop - Analog(OP-13B)(Diagnostic)				
Date	Numerator	Denominator	CLEC Result	
Jan-06	0	297	0.00%	
Feb-06	0	197	0.00%	
Mar-06	0	291	0.00%	
Apr-06	2	181	1.10%	
May-06	0	183	0.00%	
Jun-06	0	227	0.00%	
Jul-06	0	180	0.00%	
Aug-06	0	221	0.00%	
Sep-06	0	192	0.00%	
Oct-06	0	220	0.00%	
Nov-06	0	156	0.00%	
Dec-06	0	161	0.00%	



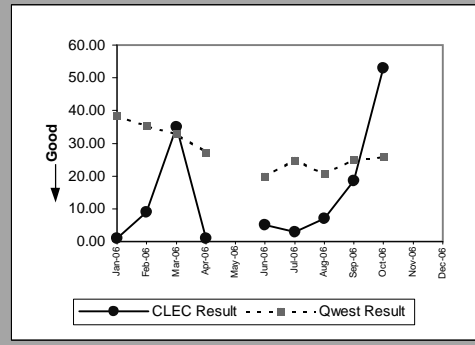
Coordinated Cuts Started Without CLEC Approval(Percent)Unbundled Loop Other(OP-13B)(Diagnostic)				
Date	Numerator	Denominator	CLEC Result	
Jan-06	0	10	0.00%	
Feb-06	0	7	0.00%	
Mar-06	0	21	0.00%	
Apr-06	0	1	0.00%	
May-06	0	11	0.00%	
Jun-06	0	2	0.00%	
Jul-06				
Aug-06	0	36	0.00%	
Sep-06	1	6	16.67%	
Oct-06	1	20	5.00%	
Nov-06	1	53	1.89%	
Dec-06	0	6	0.00%	





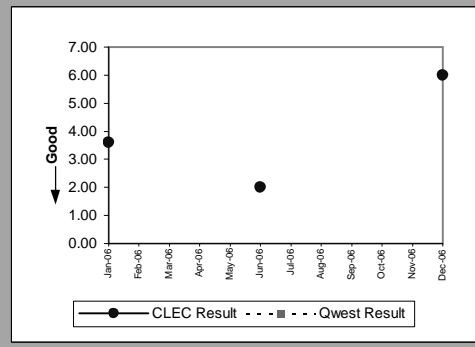
OP-15A - Interval for Pending Orders Delayed Past Due Date

Date	Residence(Parity)								
	CLEC Num	CLEC Denom	CLEC Result	Standard Dev.	Qwest Num	Qwest Denom	Qwest Result	Mod Z Scr	Parity Scr
Jan-06	1	1	1	0.00	6620	172	38.49	-0.865104	-1.525946
Feb-06	36	4	9	6.63	5376	152	35.37	-1.18707	-1.721687
Mar-06	70	2	35	14.14	4605	140	32.89	0.074314	-0.847549
Apr-06	2	2	1	1.41	2641	97	27.23	-0.829757	-1.504457
May-06									
Jun-06	5	1	5	0.00	1968	99	19.88	-0.682878	-1.41516
Jul-06	6	2	3	0.00	2929	118	24.82	-1.38504	-1.842044
Aug-06	14	2	7	5.66	2146	104	20.63	-0.896114	-1.544799
Sep-06	37	2	18.50	17.68	3141	126	24.93	-0.394139	-1.239619
Oct-06	53	1	53	0.00	3435	133	25.83	1.033127	-0.488331
Nov-06									
Dec-06									

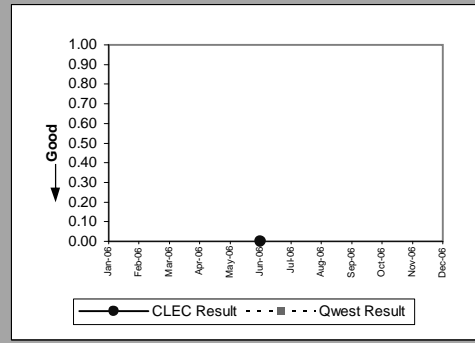


OP-15A - Interval for Pending Orders Delayed Past Due Date

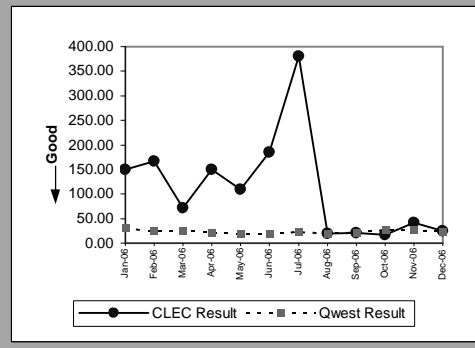
LIS Trunk(Parity)									
Date	CLEC Num	CLEC Denom	CLEC Result	Standard Dev.	Qwest Num	Qwest Denom	Qwest Result	Mod Z Scr	Parity Scr
Jan-06	18	5	3.60	3.58					
Feb-06									
Mar-06									
Apr-06									
May-06									
Jun-06	2	1	2	0.00					
Jul-06									
Aug-06									
Sep-06									
Oct-06									
Nov-06									
Dec-06	6	1	6	0.00					



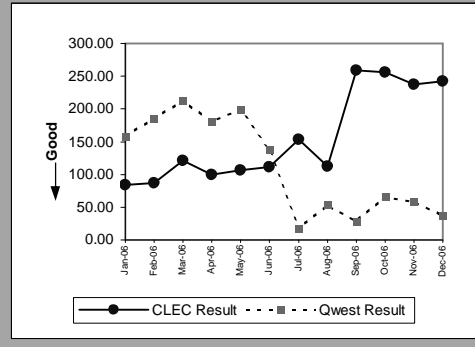
Dark Fiber - IOF(Parity)									
Date	CLEC Num	CLEC Denom	CLEC Result	Standard Dev.	Qwest Num	Qwest Denom	Qwest Result	Mod Z Scr	Parity Scr
Jan-06									
Feb-06									
Mar-06									
Apr-06									
May-06									
Jun-06	0	1	0.00	0.00					
Jul-06									
Aug-06									
Sep-06									
Oct-06									
Nov-06									
Dec-06									



Unbundled Loop Analog(Parity)									
Date	CLEC Num	CLEC Denom	CLEC Result	Standard Dev.	Qwest Num	Qwest Denom	Qwest Result	Mod Z Scr	Parity Scr
Jan-06	3912	26	150.46	181.71	5541	179	30.96	16.938419	1.261001
Feb-06	4323	26	166.27	184.99	4187	166	25.22	22.923195	1.261001
Mar-06	4030	56	71.96	157.53	4019	158	25.44	11.711194	1.261001
Apr-06	4054	27	150.15	212.90	2597	120	21.64	27.612232	1.261001
May-06	4364	40	109.10	192.65	2294	117	19.61	23.086481	1.261001
Jun-06	4621	25	184.84	228.94	2429	127	19.13	34.318133	1.261001
Jul-06	3804	10	380.40	285.96	3193	135	23.65	46.878117	1.261001
Aug-06	260	13	20	14.44	2265	119	19.03	0.183384	-0.827015
Sep-06	511	25	20.44	17.92	3200	144	22.22	-0.386493	-1.234971
Oct-06	457	27	16.93	19.83	3757	139	27.03	-1.795605	-2.09165
Nov-06	840	20	42	22.17	3231	118	27.38	2.113255	0.057357
Dec-06	1328	55	24.15	30.89	3068	133	23.07	0.222416	-0.849121

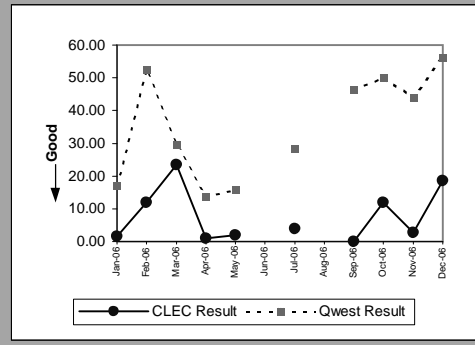


Unbundled Loop - 2 Wire Non-Loaded(Parity)									
Date	CLEC Num	CLEC Denom	CLEC Result	Standard Dev.	Qwest Num	Qwest Denom	Qwest Result	Mod Z Scr	Parity Scr
Jan-06	1602	19	84.32	62.70	2371	15	158.07	-1.2492	-1.759459
Feb-06	1212	14	86.57	57.94	2584	14	184.57	-1.475686	-1.897154
Mar-06	1335	11	121.36	55.76	2765	13	212.69	-1.20943	-1.735281
Apr-06	1597	16	99.81	78.29	1266	7	180.86	-1.960629	-2.191978
May-06	1923	18	106.83	84.93	1795	9	199.44	-1.930252	-2.17351
Jun-06	2222	20	111.10	94.70	1382	10	138.20	-0.487578	-1.296427
Jul-06	2600	17	152.94	89.09	97	6	16.17	23.922538	1.261001
Aug-06	2247	20	112.35	93.78	107	2	53.50	112.22255	0.413175
Sep-06	7499	29	258.59	221.38	140	5	28	15.768139	0.612344
Oct-06	8203	32	256.34	224.78	130	2	65	6.18769	-0.16283
Nov-06	8541	36	237.25	233.60	175	3	58.33	5.266285	-0.017276
Dec-06	9222	38	242.68	235.99	257	7	36.71	9.881451	1.261001

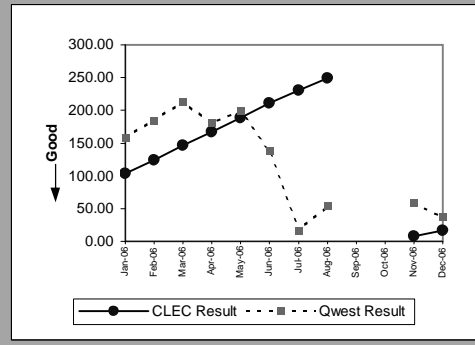


OP-15A - Interval for Pending Orders Delayed Past Due Date

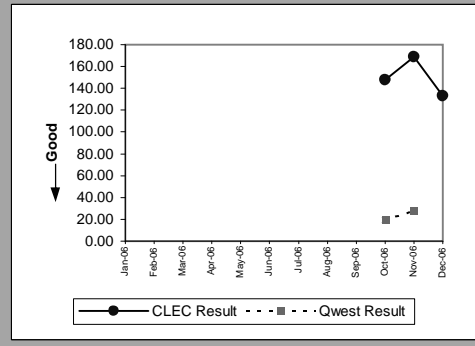
Unbundled Loop - DS1 Capable(Parity)									
Date	CLEC Num	CLEC Denom	CLEC Result	Standard Dev.	Qwest Num	Qwest Denom	Qwest Result	Mod Z Scr	Parity Scr
Jan-06	3	2	1.50	2.12	339	20	16.95	-0.629807	-1.382896
Feb-06	60	5	12	5.87	944	18	52.44	-1.270922	-1.772666
Mar-06	94	4	23.50	18.36	714	24	29.75	-0.296722	-1.180394
Apr-06	1	1	1	0.00	454	33	13.76	-0.693453	-1.421589
May-06	2	1	2	0.00	552	35	15.77	-0.877575	-1.535528
Jun-06									
Jul-06	4	1	4	0.00	994	35	28.40	-0.86691	-1.527044
Aug-06									
Sep-06	0	1	0.00	0.00	1433	31	46.23	-0.99745	-1.606407
Oct-06	24	2	12	14.14	1604	32	50.13	-0.930855	-1.56592
Nov-06	17	6	2.83	2.56	1938	44	44.05	-1.591603	-1.967626
Dec-06	74	4	18.50	4.12	1963	35	56.09	-1.057181	-1.64272



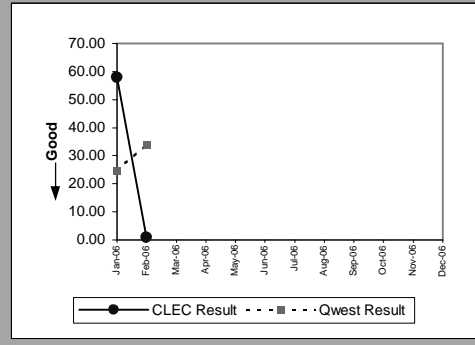
Unbundled Loop ISDN Capable(Parity)									
Date	CLEC Num	CLEC Denom	CLEC Result	Standard Dev.	Qwest Num	Qwest Denom	Qwest Result	Mod Z Scr	Parity Scr
Jan-06	208	2	104	7.07	2371	15	158.07	-0.420192	-1.255458
Feb-06	248	2	124	7.07	2584	14	184.57	-0.456043	-1.277254
Mar-06	294	2	147	7.07	2765	13	212.69	-0.46921	-1.285259
Apr-06	334	2	167	7.07	1266	7	180.86	-0.189471	-1.11519
May-06	378	2	189	7.07	1795	9	199.44	-0.113684	-1.069115
Jun-06	422	2	211	7.07	1382	10	138.20	0.654902	-0.715659
Jul-06	462	2	231	7.07	97	6	16.17	21.853108	1.261001
Aug-06	249	1	249	0.00	107	2	53.50	225.74396	-0.593758
Sep-06									
Oct-06									
Nov-06	8	1	8	0.00	175	3	58.33	-0.77101	-1.468741
Dec-06	34	2	17	15.56	257	7	36.71	-0.485184	-1.294971



Unbundled Loop - ADSL Qualified(Parity)									
Date	CLEC Num	CLEC Denom	CLEC Result	Standard Dev.	Qwest Num	Qwest Denom	Qwest Result	Mod Z Scr	Parity Scr
Jan-06									
Feb-06									
Mar-06									
Apr-06									
May-06									
Jun-06									
Jul-06									
Aug-06									
Sep-06									
Oct-06	1033	7	147.57	47.68	1372	70	19.60	7.751945	1.261001
Nov-06	1180	7	168.57	47.68	1152	41	28.10	5.889149	1.261001
Dec-06	1197	9	133	82.39					

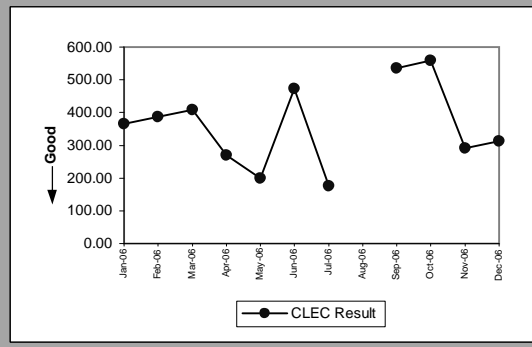


Qwest DSL(Parity)									
Date	CLEC Num	CLEC Denom	CLEC Result	Standard Dev.	Qwest Num	Qwest Denom	Qwest Result	Mod Z Scr	Parity Scr
Jan-06	58	1	58	0.00	4569	185	24.70	0.784579	-0.345937
Feb-06	1	1	1	0.00	4073	120	33.94	-0.696105	-1.423202
Mar-06									
Apr-06									
May-06									
Jun-06									
Jul-06									
Aug-06									
Sep-06									
Oct-06									
Nov-06									
Dec-06									



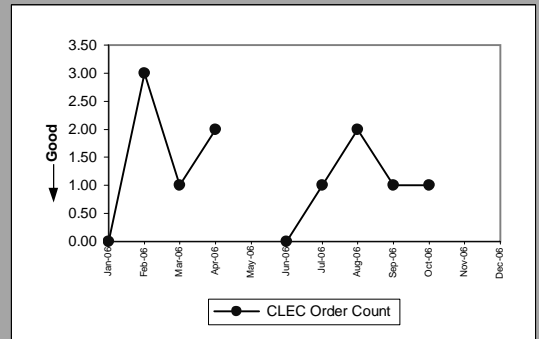
OP-15A - Interval for Pending Orders Delayed Past Due Date

Enhanced Extended Loops (EELs)(Diagnostic)						
Date	Num	Denom	CLEC Result	Standard Dev		
Jan-06		366	1	366		0.00
Feb-06		386	1	386		0.00
Mar-06		409	1	409		0.00
Apr-06		538	2	269	226.27	
May-06		599	3	199.67	225	
Jun-06		473	1	473		0.00
Jul-06		527	3	175.67	275	
Aug-06						
Sep-06		536	1	536		0.00
Oct-06		558	1	558		0.00
Nov-06		582	2	291	407.29	
Dec-06		624	2	312	405.88	



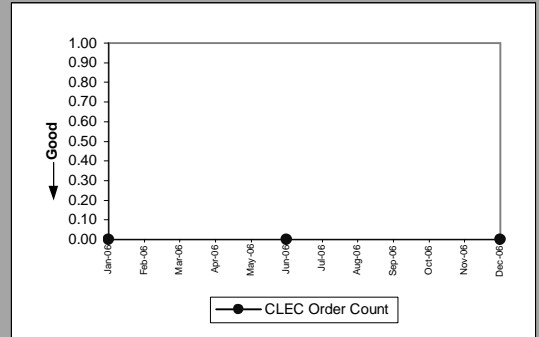
OP-15B - Count of Pending Orders Delayed for Facilities Reasons

Residence(Diagnostic)	
Date	CLEC Order Count
Jan-06	0
Feb-06	3
Mar-06	1
Apr-06	2
May-06	
Jun-06	0
Jul-06	1
Aug-06	2
Sep-06	1
Oct-06	1
Nov-06	
Dec-06	

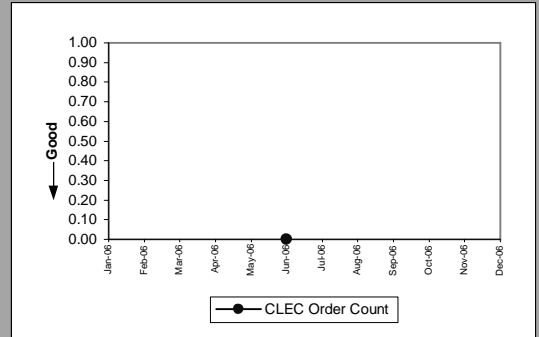


OP-15B - Count of Pending Orders Delayed for Facilities Reasons

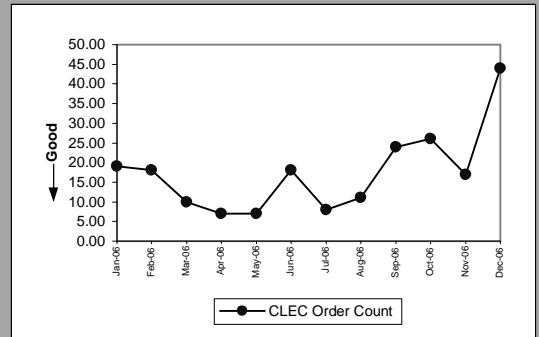
LIS Trunk(Diagnostic)	
Date	CLEC Order Count
Jan-06	0
Feb-06	
Mar-06	
Apr-06	
May-06	
Jun-06	0
Jul-06	
Aug-06	
Sep-06	
Oct-06	
Nov-06	
Dec-06	0



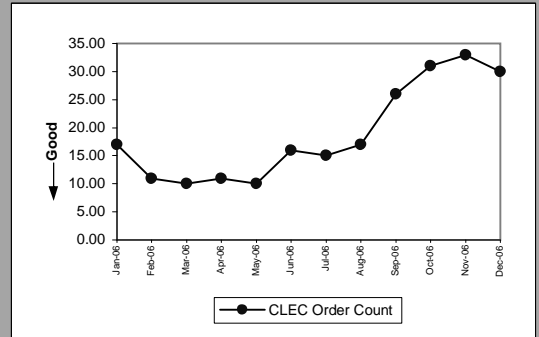
Dark Fiber - IOF(Diagnostic)	
Date	CLEC Order Count
Jan-06	
Feb-06	
Mar-06	
Apr-06	
May-06	
Jun-06	0
Jul-06	
Aug-06	
Sep-06	
Oct-06	
Nov-06	
Dec-06	



Unbundled Loop Analog(Diagnostic)	
Date	CLEC Order Count
Jan-06	19
Feb-06	18
Mar-06	10
Apr-06	7
May-06	7
Jun-06	18
Jul-06	8
Aug-06	11
Sep-06	24
Oct-06	26
Nov-06	17
Dec-06	44

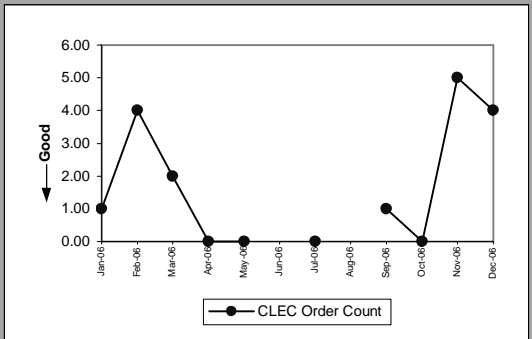


Unbundled Loop - 2 Wire Non-Loaded(Diagnostic)	
Date	CLEC Order Count
Jan-06	17
Feb-06	11
Mar-06	10
Apr-06	11
May-06	10
Jun-06	16
Jul-06	15
Aug-06	17
Sep-06	26
Oct-06	31
Nov-06	33
Dec-06	30

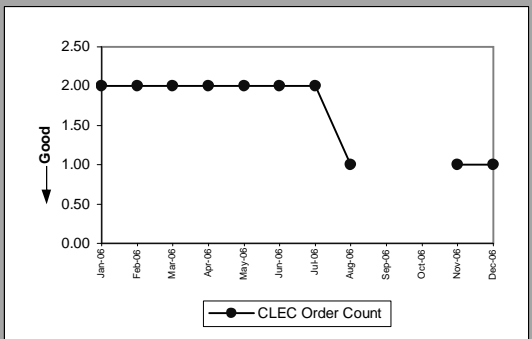


OP-15B - Count of Pending Orders Delayed for Facilities Reasons

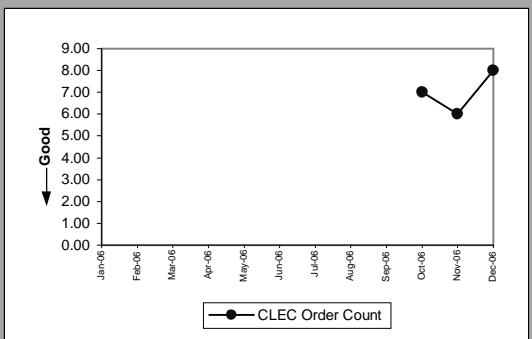
Unbundled Loop - DS1 Capable(Diagnostic)	
Date	CLEC Order Count
Jan-06	1
Feb-06	4
Mar-06	2
Apr-06	0
May-06	0
Jun-06	0
Jul-06	0
Aug-06	0
Sep-06	1
Oct-06	0
Nov-06	5
Dec-06	4



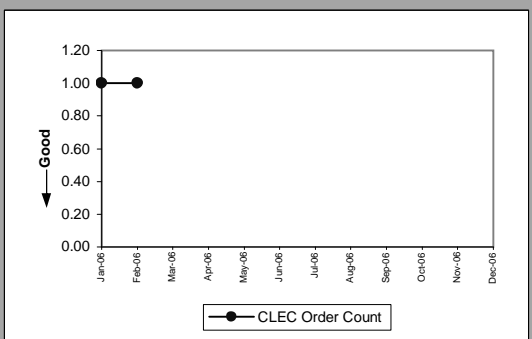
Unbundled Loop ISDN Capable(Diagnostic)	
Date	CLEC Order Count
Jan-06	2
Feb-06	2
Mar-06	2
Apr-06	2
May-06	2
Jun-06	2
Jul-06	2
Aug-06	1
Sep-06	0
Oct-06	0
Nov-06	1
Dec-06	1



Unbundled Loop - ADSL Qualified(Parity)	
Date	CLEC Order Count
Jan-06	0
Feb-06	0
Mar-06	0
Apr-06	0
May-06	0
Jun-06	0
Jul-06	0
Aug-06	0
Sep-06	0
Oct-06	7
Nov-06	6
Dec-06	8

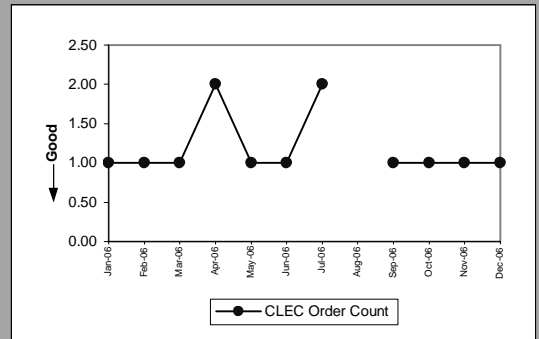


Qwest DSL(Parity)	
Date	CLEC Order Count
Jan-06	1
Feb-06	1
Mar-06	0
Apr-06	0
May-06	0
Jun-06	0
Jul-06	0
Aug-06	0
Sep-06	0
Oct-06	0
Nov-06	0
Dec-06	0



OP-15B - Count of Pending Orders Delayed for Facilities Reasons

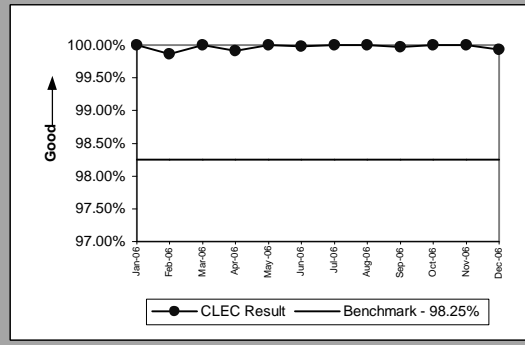
Enhanced Extended Loops (EELs)(Diagnostic)	
Date	CLEC Order Count
Jan-06	1
Feb-06	1
Mar-06	1
Apr-06	2
May-06	1
Jun-06	1
Jul-06	2
Aug-06	
Sep-06	1
Oct-06	1
Nov-06	1
Dec-06	1



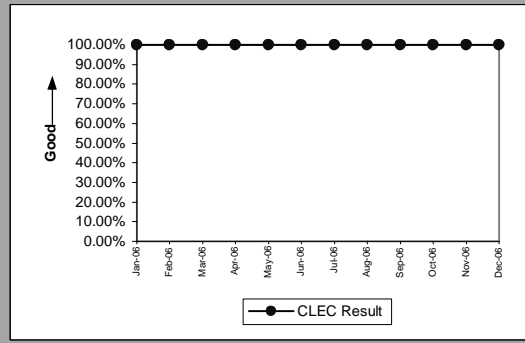


OP-17 - Timeliness of Disconnects associated with LNP Orders

Timeliness of Disconnects associated with LNP Orders(Percent)(OP-17A)(Benchmark)					
Date	CLEC Num	CLEC Denom	CLEC Result	CLEC Std Dev	
Jan-06	6808	6808	100.00%	0.00%	
Feb-06	9176	9189	99.86%	3.76%	
Mar-06	7292	7292	100.00%	0.00%	
Apr-06	5660	5665	99.91%	2.97%	
May-06	7381	7381	100.00%	0.00%	
Jun-06	8452	8454	99.98%	1.54%	
Jul-06	9024	9024	100.00%	0.00%	
Aug-06	9854	9854	100.00%	0.00%	
Sep-06	8710	8713	99.97%	1.86%	
Oct-06	10728	10728	100.00%	0.00%	
Nov-06	8134	8134	100.00%	0.00%	
Dec-06	8648	8654	99.93%	2.63%	

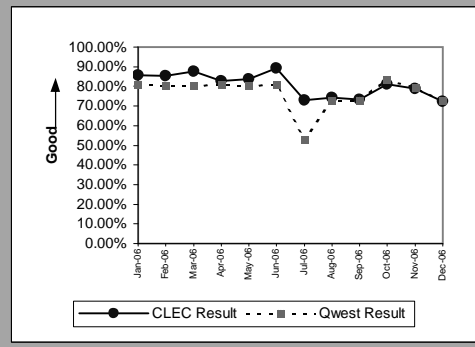


Timeliness of Disconnects associated with LNP Orders(Percent)(OP-17B)(Diagnostic)					
Date	CLEC Num	CLEC Denom	CLEC Result	CLEC Std Dev	
Jan-06	6808	6808	100.00%	0.00%	
Feb-06	9189	9189	100.00%	0.00%	
Mar-06	7292	7292	100.00%	0.00%	
Apr-06	5665	5665	100.00%	0.00%	
May-06	7381	7381	100.00%	0.00%	
Jun-06	8454	8454	100.00%	0.00%	
Jul-06	9024	9024	100.00%	0.00%	
Aug-06	9854	9854	100.00%	0.00%	
Sep-06	8713	8713	100.00%	0.00%	
Oct-06	10728	10728	100.00%	0.00%	
Nov-06	8134	8134	100.00%	0.00%	
Dec-06	8654	8654	100.00%	0.00%	



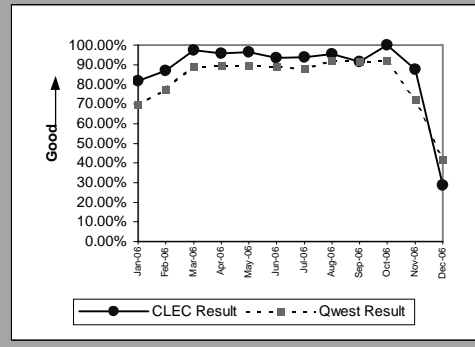
MR-2 - Calls Answered within 20 Seconds - Interconnect Repair Center (Percent)

Calls Answered within 20 seconds - Interconnect Repair Center(Percent)(MR-2)(Parity)									
Date	CLEC Num	CLEC Denom	CLEC Result	CLEC Std Dev	Qwest Num	Qwest Denom	Qwest Result	Mod Z Scr	Parity Scr
Jan-06	9243	10803	85.56%	35.15%	310910	383412	81.09%	-11.70875	
Feb-06	7258	8502	85.37%	35.34%	234710	291296	80.57%	-11.01294	-7.695389
Mar-06	8597	9806	87.67%	32.88%	250810	311156	80.61%	-17.42202	-11.59184
Apr-06	7200	8687	82.88%	37.67%	215266	266575	80.75%	-4.955389	-4.012662
May-06	4872	5810	83.86%	36.79%	267288	331922	80.53%	-6.350795	-4.861009
Jun-06	6271	7031	89.19%	31.05%	301944	373256	80.89%	-17.53045	-11.65776
Jul-06	7017	9631	72.86%	44.47%	207046	392670	52.73%	-39.09408	-24.76751
Aug-06	8758	11803	74.20%	43.75%	339602	466888	72.74%	-3.527666	-3.144669
Sep-06	6420	8778	73.14%	44.32%	286862	392846	73.02%	-0.241962	-1.147102
Oct-06	6557	8076	81.19%	39.08%	315596	378038	83.48%	5.487138	2.335943
Nov-06	3221	4094	78.68%	40.96%	282989	356294	79.43%	1.179702	-0.282792
Dec-06	4305	5952	72.33%	44.74%	257125	354405	72.55%	0.381553	-0.768032

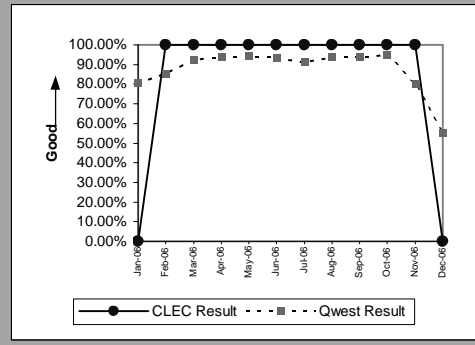


MR-3A - Out of Service Cleared within 24 Hours (Percent) - Dispatches within MSAs

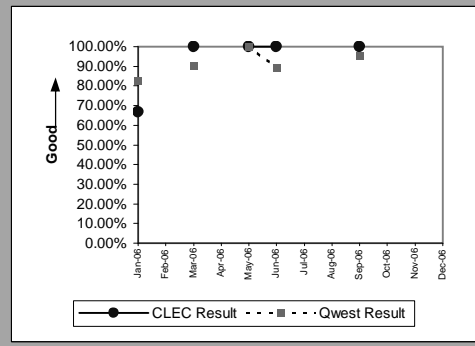
Residence(Party)									
Date	CLEC Num	CLEC Denom	CLEC Result	CLEC Std Dev	Qwest Num	Qwest Denom	Qwest Result	Mod Z Scr	Parity Scr
Jan-06	45	55	81.82%	38.57%	8600	12328	69.76%	-1.9427	-2.181078
Feb-06	40	46	86.96%	33.68%	7016	9044	77.58%	-1.521502	-1.925007
Mar-06	36	37	97.30%	16.22%	6817	7651	89.10%	-1.596213	-1.970429
Apr-06	45	47	95.74%	20.18%	6042	6749	89.52%	-1.387692	-1.843657
May-06	54	56	96.43%	18.56%	7273	8109	89.69%	-1.652512	-2.004656
Jun-06	44	47	93.62%	24.44%	7444	8338	89.28%	-0.958759	-1.582884
Jul-06	31	33	93.94%	23.86%	7622	8682	87.79%	-1.07681	-1.654654
Aug-06	21	22	95.45%	20.83%	7071	7675	92.13%	-0.578234	-1.351541
Sep-06	22	24	91.67%	27.64%	6272	6848	91.59%	-0.013722	-1.008343
Oct-06	13	13	100.00%	0.00%	6512	7083	91.94%	-1.06668	-1.648496
Nov-06	14	16	87.50%	33.07%	8469	11787	71.85%	-1.390975	-1.845653
Dec-06	2	7	28.57%	45.18%	7795	18705	41.67%	0.702975	-0.609531



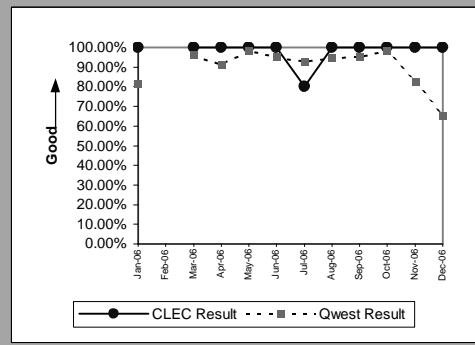
Business(Party)									
Date	CLEC Num	CLEC Denom	CLEC Result	CLEC Std Dev	Qwest Num	Qwest Denom	Qwest Result	Mod Z Scr	Parity Scr
Jan-06	0	1	0.00%	0.00%	1173	1452	80.79%	2.049734	-0.204319
Feb-06	4	4	100.00%	0.00%	914	1073	85.18%	-0.832621	-1.506198
Mar-06	3	3	100.00%	0.00%	920	995	92.46%	-0.493792	-1.300204
Apr-06	6	6	100.00%	0.00%	809	861	93.96%	-0.618864	-1.376242
May-06	2	2	100.00%	0.00%	963	1020	94.41%	-0.343727	-1.208971
Jun-06	4	4	100.00%	0.00%	1017	1088	93.47%	-0.527475	-1.320682
Jul-06	3	3	100.00%	0.00%	948	1041	91.07%	-0.541718	-1.329341
Aug-06	3	3	100.00%	0.00%	998	1064	93.80%	-0.444791	-1.270414
Sep-06	1	1	100.00%	0.00%	852	908	93.83%	-0.256233	-1.155779
Oct-06	1	1	100.00%	0.00%	962	1012	95.06%	-0.227868	-1.138534
Nov-06	1	1	100.00%	0.00%	1120	1396	80.23%	-0.496238	-1.301691
Dec-06	0	1	0.00%	0.00%	889	1607	55.32%	1.112381	-0.537194



Centrex(Party)									
Date	CLEC Num	CLEC Denom	CLEC Result	CLEC Std Dev	Qwest Num	Qwest Denom	Qwest Result	Mod Z Scr	Parity Scr
Jan-06	2	3	66.67%	47.14%	57	69	82.61%	0.713154	-0.635975
Feb-06									
Mar-06	1	1	100.00%	0.00%	47	52	90.38%	-0.323072	-1.196414
Apr-06									
May-06	1	1	100.00%	0.00%	53	53	100.00%		
Jun-06	1	1	100.00%	0.00%	41	46	89.13%	-0.34548	-1.210037
Jul-06									
Aug-06									
Sep-06	2	2	100.00%	0.00%	42	44	95.45%	-0.301823	-1.183496
Oct-06									
Nov-06									
Dec-06									

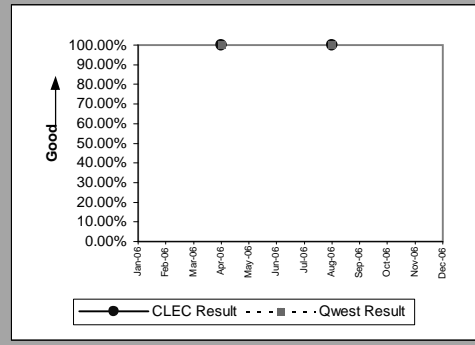


Centrex 21(Party)									
Date	CLEC Num	CLEC Denom	CLEC Result	CLEC Std Dev	Qwest Num	Qwest Denom	Qwest Result	Mod Z Scr	Parity Scr
Jan-06	1	1	100.00%	0.00%	83	102	81.37%	-0.476123	-1.289462
Feb-06									
Mar-06	3	3	100.00%	0.00%	73	76	96.05%	-0.344392	-1.209375
Apr-06	1	1	100.00%	0.00%	63	69	91.30%	-0.306394	-1.186275
May-06	1	1	100.00%	0.00%	64	65	98.46%	-0.124049	-1.075417
Jun-06	1	1	100.00%	0.00%	79	83	95.18%	-0.223674	-1.135984
Jul-06	4	5	80.00%	40.00%	64	69	92.75%	1.062188	-0.494193
Aug-06	2	2	100.00%	0.00%	54	57	94.74%	-0.327635	-1.199188
Sep-06	1	1	100.00%	0.00%	58	61	95.08%	-0.225588	-1.137148
Oct-06	3	3	100.00%	0.00%	57	58	98.28%	-0.223703	-1.136002
Nov-06	1	1	100.00%	0.00%	57	69	82.61%	-0.455542	-1.27695
Dec-06	3	3	100.00%	0.00%	49	75	65.33%	-1.237179	-1.752152

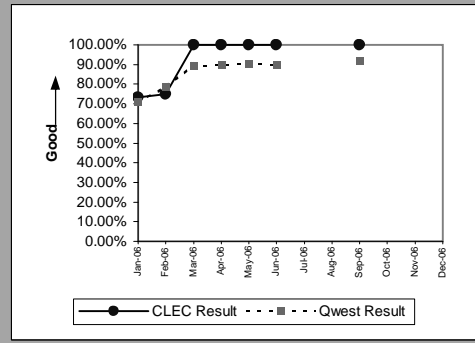


MR-3A - Out of Service Cleared within 24 Hours (Percent) - Dispatches within MSAs

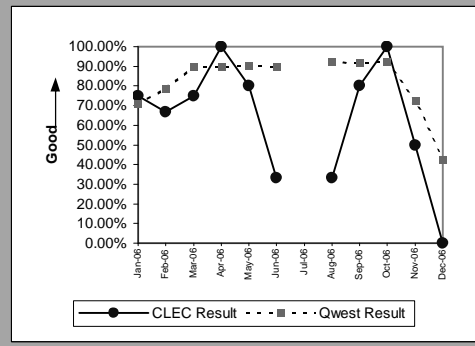
PBX(Parity)									
Date	CLEC Num	CLEC Denom	CLEC Result	CLEC Std Dev	Qwest Num	Qwest Denom	Qwest Result	Mod Z Scr	Parity Scr
Jan-06									
Feb-06									
Mar-06									
Apr-06	2	2	100.00%	0.00%	8	8	100.00%		
May-06									
Jun-06									
Jul-06									
Aug-06	1	1	100.00%	0.00%	14	14	100.00%		
Sep-06									
Oct-06									
Nov-06									
Dec-06									



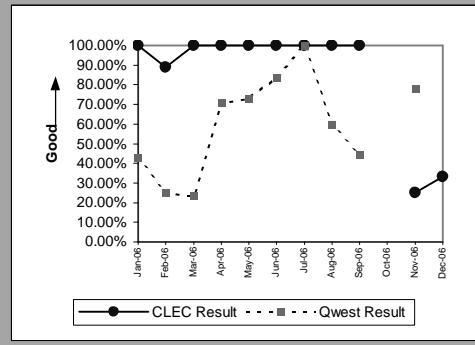
UNE - P (POTS)(Parity)									
Date	CLEC Num	CLEC Denom	CLEC Result	CLEC Std Dev	Qwest Num	Qwest Denom	Qwest Result	Mod Z Scr	Parity Scr
Jan-06	11	15	73.33%	44.22%	9773	13780	70.92%	-0.20557	-1.124978
Feb-06	6	8	75.00%	43.30%	7930	10117	78.38%	0.232357	-0.83405
Mar-06	2	2	100.00%	0.00%	7737	8646	89.49%	-0.484686	-1.294668
Apr-06	3	3	100.00%	0.00%	6851	7610	90.03%	-0.576393	-1.350422
May-06	5	5	100.00%	0.00%	8236	9129	90.22%	-0.736095	-1.447514
Jun-06	2	2	100.00%	0.00%	8461	9426	89.76%	-0.477553	-1.290332
Jul-06									
Aug-06									
Sep-06	1	1	100.00%	0.00%	7124	7756	91.85%	-0.29783	-1.181068
Oct-06									
Nov-06									
Dec-06									



Line Sharing(Parity)									
Date	CLEC Num	CLEC Denom	CLEC Result	CLEC Std Dev	Qwest Num	Qwest Denom	Qwest Result	Mod Z Scr	Parity Scr
Jan-06	3	4	75.00%	43.30%	9773	13780	70.92%	-0.179589	-1.109182
Feb-06	2	3	66.67%	47.14%	7930	10117	78.38%	0.492919	-0.71598
Mar-06	3	4	75.00%	43.30%	7737	8646	89.49%	0.944363	-0.506389
Apr-06	1	1	100.00%	0.00%	6851	7610	90.03%	-0.332825	-1.202343
May-06	4	5	80.00%	40.00%	8236	9129	90.22%	0.768902	-0.572571
Jun-06	1	3	33.33%	47.14%	8461	9426	89.76%	3.223644	0.322051
Jul-06									
Aug-06	1	3	33.33%	47.14%	8069	8739	92.33%	3.840181	0.45524
Sep-06	4	5	80.00%	40.00%	7124	7756	91.85%	0.968355	-0.491871
Oct-06	1	1	100.00%	0.00%	7474	8095	92.33%	-0.288232	-1.175233
Nov-06	1	2	50.00%	50.00%	9589	13183	72.74%	0.722047	-0.632998
Dec-06	0	1	0.00%	0.00%	8684	20312	42.75%	0.864165	-0.657157

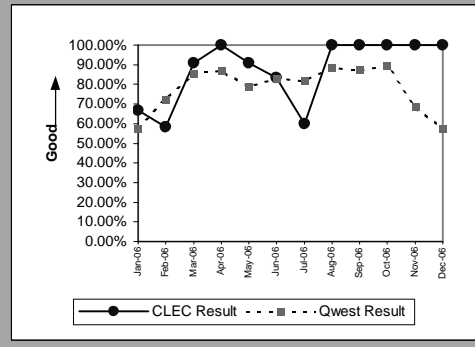


Line Splitting(Parity)									
Date	CLEC Num	CLEC Denom	CLEC Result	CLEC Std Dev	Qwest Num	Qwest Denom	Qwest Result	Mod Z Scr	Parity Scr
Jan-06	6	6	100.00%	0.00%	6	14	42.86%	-2.366432	-2.438688
Feb-06	8	9	88.89%	31.43%	3	12	25.00%	-3.346008	-3.034228
Mar-06	1	1	100.00%	0.00%	4	17	23.53%	-1.751983	-2.06513
Apr-06	4	4	100.00%	0.00%	24	34	70.59%	-1.221158	-1.742412
May-06	5	5	100.00%	0.00%	19	26	73.08%	-1.242977	-1.755676
Jun-06	3	3	100.00%	0.00%	5	6	83.33%	-0.632456	-1.384506
Jul-06	2	2	100.00%	0.00%	3	3	100.00%		
Aug-06	4	4	100.00%	0.00%	3	5	60.00%	-1.217161	-1.739981
Sep-06	6	6	100.00%	0.00%	4	9	44.44%	-2.12132	-2.289671
Oct-06									
Nov-06	1	4	25.00%	43.30%	7	9	77.78%	2.112561	-0.019549
Dec-06	1	3	33.33%	47.14%					

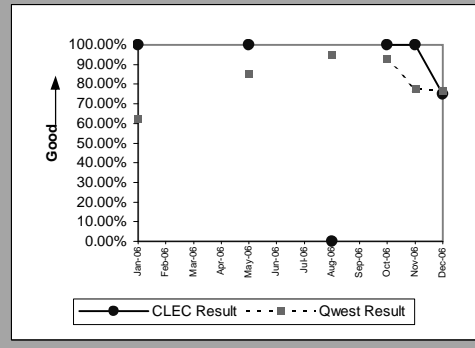


MR-3B - Out of Service Cleared within 24 Hours (Percent) - Dispatches outside MSAs

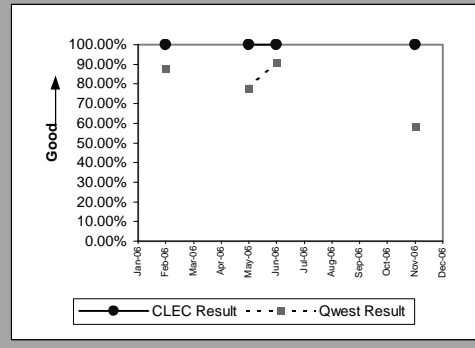
Residence(Parity)									
Date	CLEC Num	CLEC Denom	CLEC Result	CLEC Std Dev	Qwest Num	Qwest Denom	Qwest Result	Mod Z Scr	Parity Scr
Jan-06	12	18	66.67%	47.14%	2107	3656	57.63%	-0.773863	-1.470475
Feb-06	7	12	58.33%	49.30%	1776	2463	72.11%	1.061342	-0.37946
Mar-06	10	11	90.91%	28.75%	1672	1948	85.83%	-0.481545	-1.292759
Apr-06	11	11	100.00%	0.00%	1713	1970	86.95%	-1.281077	-1.778839
May-06	10	11	90.91%	28.75%	2107	2670	78.91%	-0.973278	-1.591711
Jun-06	5	6	83.33%	37.27%	1892	2281	82.95%	-0.025188	-1.015313
Jul-06	3	5	60.00%	48.99%	1549	1892	81.87%	1.267738	-0.324921
Aug-06	4	4	100.00%	0.00%	1918	2166	88.55%	-0.718507	-1.436821
Sep-06	4	4	100.00%	0.00%	1505	1721	87.45%	-0.756806	-1.460105
Oct-06	3	3	100.00%	0.00%	1688	1885	89.55%	-0.591238	-1.359447
Nov-06	3	3	100.00%	0.00%	2117	3094	68.42%	-1.17608	-1.715006
Dec-06	2	2	100.00%	0.00%	1862	3253	57.24%	-1.221955	-1.742896



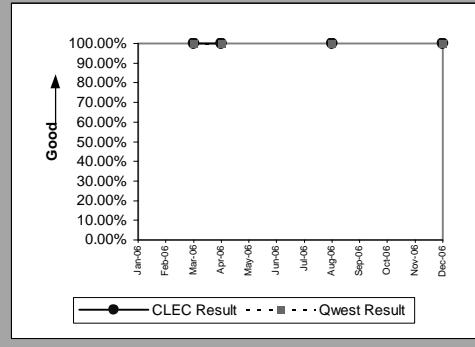
Business(Parity)									
Date	CLEC Num	CLEC Denom	CLEC Result	CLEC Std Dev	Qwest Num	Qwest Denom	Qwest Result	Mod Z Scr	Parity Scr
Jan-06	2	2	100.00%	0.00%	254	407	62.41%	-1.094912	-1.66566
Feb-06									
Mar-06									
Apr-06									
May-06	2	2	100.00%	0.00%	256	300	85.33%	-0.584357	-1.355264
Jun-06									
Jul-06									
Aug-06	0	1	0.00%	0.00%	252	266	94.74%	4.234688	0.178077
Sep-06									
Oct-06	1	1	100.00%	0.00%	197	212	92.92%	-0.27529	-1.167365
Nov-06	2	2	100.00%	0.00%	248	320	77.50%	-0.759631	-1.461823
Dec-06	3	4	75.00%	43.30%	240	312	76.92%	0.090707	-0.926319



Centrex 21(Parity)									
Date	CLEC Num	CLEC Denom	CLEC Result	CLEC Std Dev	Qwest Num	Qwest Denom	Qwest Result	Mod Z Scr	Parity Scr
Jan-06									
Feb-06	1	1	100.00%	0.00%	7	8	87.50%	-0.356348	-1.216644
Mar-06									
Apr-06									
May-06	2	2	100.00%	0.00%	14	18	77.78%	-0.717137	-1.435988
Jun-06	3	3	100.00%	0.00%	10	11	90.91%	-0.485504	-1.295166
Jul-06									
Aug-06									
Sep-06									
Oct-06									
Nov-06	1	1	100.00%	0.00%	7	12	58.33%	-0.811998	-1.49366
Dec-06									

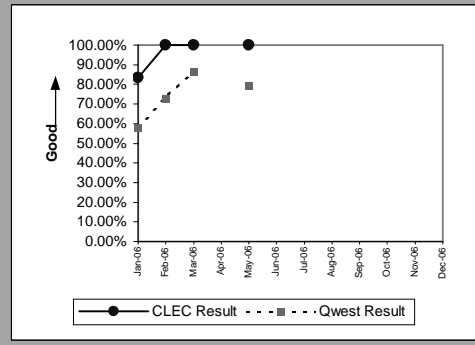


PBX(Parity)									
Date	CLEC Num	CLEC Denom	CLEC Result	CLEC Std Dev	Qwest Num	Qwest Denom	Qwest Result	Mod Z Scr	Parity Scr
Jan-06									
Feb-06									
Mar-06	1	1	100.00%	0.00%	6	6	100.00%		
Apr-06	3	3	100.00%	0.00%	8	8	100.00%		
May-06									
Jun-06									
Jul-06									
Aug-06	2	2	100.00%	0.00%	10	10	100.00%		
Sep-06									
Oct-06									
Nov-06									
Dec-06	2	2	100.00%	0.00%	6	6	100.00%		

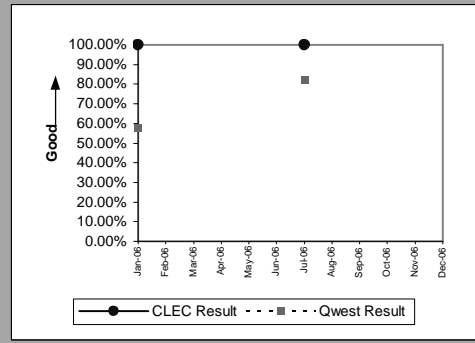


MR-3B - Out of Service Cleared within 24 Hours (Percent) - Dispatches outside MSAs

UNE - P (POTS)(Parity)									
Date	CLEC Num	CLEC Denom	CLEC Result	CLEC Std Dev	Qwest Num	Qwest Denom	Qwest Result	Mod Z Scr	Parity Scr
Jan-06	5	6	83.33%	37.27%	2361	4063	58.11%	-1.251355	-1.76077
Feb-06	4	4	100.00%	0.00%	1974	2703	73.03%	-1.214504	-1.738366
Mar-06	2	2	100.00%	0.00%	1877	2167	86.62%	-0.555625	-1.337796
Apr-06									
May-06	1	1	100.00%	0.00%	2363	2970	79.56%	-0.506745	-1.308079
Jun-06									
Jul-06									
Aug-06									
Sep-06									
Oct-06									
Nov-06									
Dec-06									

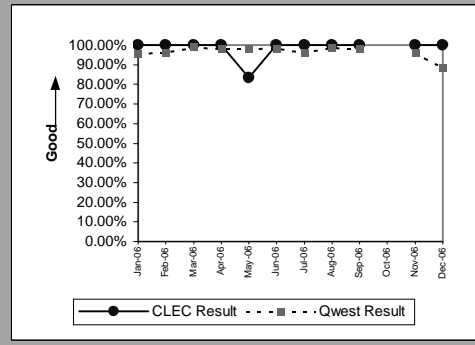


Line Sharing(Parity)									
Date	CLEC Num	CLEC Denom	CLEC Result	CLEC Std Dev	Qwest Num	Qwest Denom	Qwest Result	Mod Z Scr	Parity Scr
Jan-06	1	1	100.00%	0.00%	2361	4063	58.11%	-0.848943	-1.51612
Feb-06									
Mar-06									
Apr-06									
May-06									
Jun-06									
Jul-06	1	1	100.00%	0.00%	1752	2124	82.49%	-0.460683	-1.280075
Aug-06									
Sep-06									
Oct-06									
Nov-06									
Dec-06									

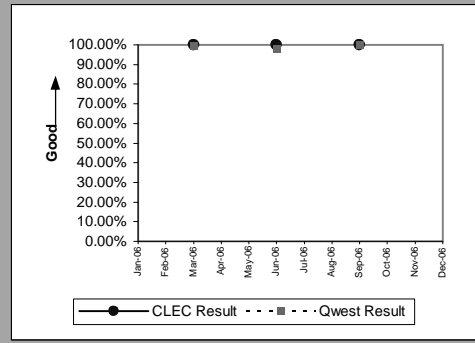


MR-3C - Out of Service Cleared within 24 Hours (Percent) - No dispatches

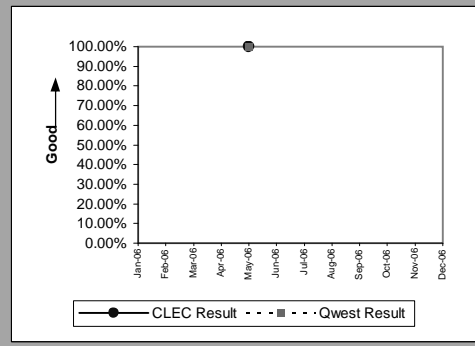
Residence(Parity)									
Date	CLEC Num	CLEC Denom	CLEC Result	CLEC Std Dev	Qwest Num	Qwest Denom	Qwest Result	Mod Z Scr	Parity Scr
Jan-06	2	2	100.00%	0.00%	867	905	95.80%	-0.295745	-1.1798
Feb-06	4	4	100.00%	0.00%	839	873	96.11%	-0.401694	-1.244213
Mar-06	4	4	100.00%	0.00%	922	932	98.93%	-0.207843	-1.126359
Apr-06	1	1	100.00%	0.00%	653	665	98.20%	-0.135459	-1.082353
May-06	5	6	83.33%	37.27%	831	847	98.11%	2.649543	-0.041158
Jun-06	2	2	100.00%	0.00%	800	812	98.52%	-0.172992	-1.105172
Jul-06	1	1	100.00%	0.00%	897	932	96.24%	-0.197426	-1.120027
Aug-06	3	3	100.00%	0.00%	726	736	98.64%	-0.202866	-1.123334
Sep-06	1	1	100.00%	0.00%	639	651	98.16%	-0.136933	-1.083249
Oct-06									
Nov-06	2	2	100.00%	0.00%	701	729	96.16%	-0.282254	-1.171598
Dec-06	1	1	100.00%	0.00%	1017	1153	88.20%	-0.365528	-1.222225



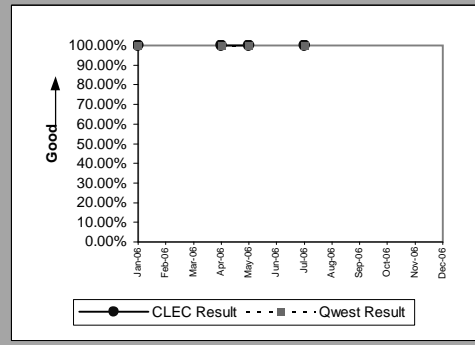
Business(Parity)									
Date	CLEC Num	CLEC Denom	CLEC Result	CLEC Std Dev	Qwest Num	Qwest Denom	Qwest Result	Mod Z Scr	Parity Scr
Jan-06									
Feb-06									
Mar-06	2	2	100.00%	0.00%	178	179	99.44%	-0.105413	-1.064086
Apr-06									
May-06									
Jun-06	1	1	100.00%	0.00%	142	145	97.93%	-0.144852	-1.088064
Jul-06									
Aug-06									
Sep-06	1	1	100.00%	0.00%	113	113	100.00%		
Oct-06									
Nov-06									
Dec-06									



Centrex(Parity)									
Date	CLEC Num	CLEC Denom	CLEC Result	CLEC Std Dev	Qwest Num	Qwest Denom	Qwest Result	Mod Z Scr	Parity Scr
Jan-06									
Feb-06									
Mar-06									
Apr-06									
May-06	1	1	100.00%	0.00%	20	20	100.00%		
Jun-06									
Jul-06									
Aug-06									
Sep-06									
Oct-06									
Nov-06									
Dec-06									

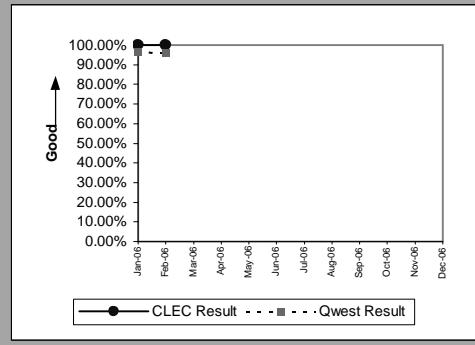


PBX(Parity)									
Date	CLEC Num	CLEC Denom	CLEC Result	CLEC Std Dev	Qwest Num	Qwest Denom	Qwest Result	Mod Z Scr	Parity Scr
Jan-06	2	2	100.00%	0.00%	33	33	100.00%		
Feb-06									
Mar-06									
Apr-06	2	2	100.00%	0.00%	17	17	100.00%		
May-06	1	1	100.00%	0.00%	21	21	100.00%		
Jun-06									
Jul-06	1	1	100.00%	0.00%	23	23	100.00%		
Aug-06									
Sep-06									
Oct-06									
Nov-06									
Dec-06									

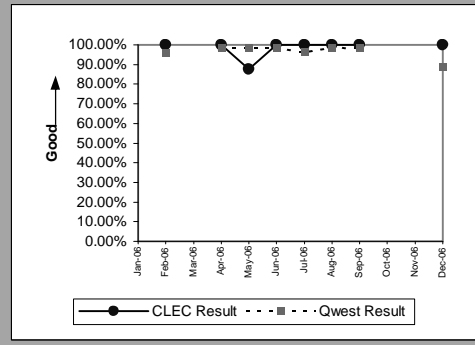


MR-3C - Out of Service Cleared within 24 Hours (Percent) - No dispatches

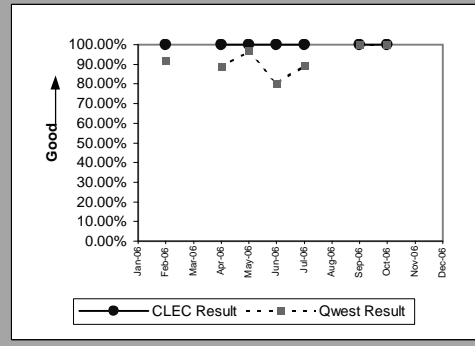
UNE - P (POTS)(Parity)									
Date	CLEC Num	CLEC Denom	CLEC Result	CLEC Std Dev	Qwest Num	Qwest Denom	Qwest Result	Mod Z Scr	Parity Scr
Jan-06	2	2	100.00%	0.00%	1062	1103	96.28%	-0.27762	-1.168781
Feb-06	1	1	100.00%	0.00%	974	1013	96.15%	-0.200004	-1.121594
Mar-06									
Apr-06									
May-06									
Jun-06									
Jul-06									
Aug-06									
Sep-06									
Oct-06									
Nov-06									
Dec-06									



Line Sharing(Parity)									
Date	CLEC Num	CLEC Denom	CLEC Result	CLEC Std Dev	Qwest Num	Qwest Denom	Qwest Result	Mod Z Scr	Parity Scr
Jan-06									
Feb-06	1	1	100.00%	0.00%	974	1013	96.15%	-0.200004	-1.121594
Mar-06									
Apr-06	3	3	100.00%	0.00%	801	813	98.52%	-0.21161	-1.128649
May-06	7	8	87.50%	33.07%	966	983	98.27%	2.327369	-0.103402
Jun-06	3	3	100.00%	0.00%	942	957	98.43%	-0.218223	-1.13267
Jul-06	1	1	100.00%	0.00%	1044	1083	96.40%	-0.193189	-1.11745
Aug-06	2	2	100.00%	0.00%	851	861	98.84%	-0.153125	-1.093093
Sep-06	3	3	100.00%	0.00%	752	764	98.43%	-0.218369	-1.132759
Oct-06									
Nov-06									
Dec-06	2	2	100.00%	0.00%	1143	1287	88.81%	-0.501575	-1.304936



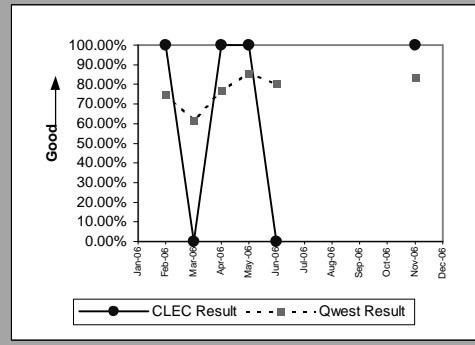
Line Splitting(Parity)									
Date	CLEC Num	CLEC Denom	CLEC Result	CLEC Std Dev	Qwest Num	Qwest Denom	Qwest Result	Mod Z Scr	Parity Scr
Jan-06									
Feb-06	1	1	100.00%	0.00%	34	37	91.89%	-0.29311	-1.178198
Mar-06									
Apr-06	3	3	100.00%	0.00%	16	18	88.89%	-0.566947	-1.344679
May-06	1	1	100.00%	0.00%	30	31	96.77%	-0.179699	-1.109249
Jun-06	1	1	100.00%	0.00%	28	35	80.00%	-0.493007	-1.299727
Jul-06	2	2	100.00%	0.00%	33	37	89.19%	-0.479575	-1.291561
Aug-06									
Sep-06	1	1	100.00%	0.00%	9	9	100.00%		
Oct-06	1	1	100.00%	0.00%	8	8	100.00%		
Nov-06									
Dec-06									



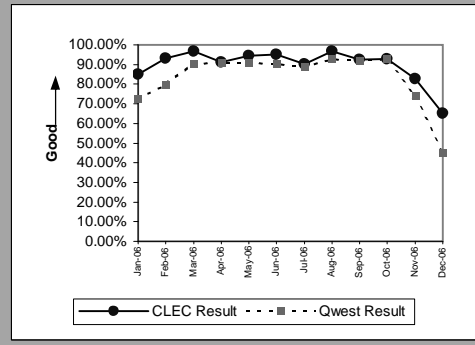


MR-3D - Out of Service Cleared within 24 Hours (Percent) - Interval Zone One

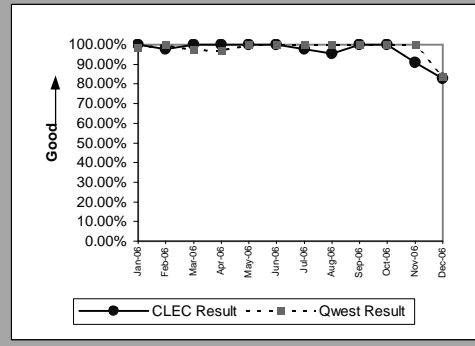
Qwest DSL(Parity)									
Date	CLEC Num	CLEC Denom	CLEC Result	CLEC Std Dev	Qwest Num	Qwest Denom	Qwest Result	Mod Z Scr	Parity Scr
Jan-06									
Feb-06	1	1	100.00%	0.00%	36	48	75.00%	-0.571429	-1.347404
Mar-06	0	1	0.00%	0.00%	29	47	61.70%	1.256004	-0.476662
Apr-06	1	1	100.00%	0.00%	39	51	76.47%	-0.549341	-1.333975
May-06	2	2	100.00%	0.00%	48	56	85.71%	-0.567309	-1.344899
Jun-06	0	1	0.00%	0.00%	33	41	80.49%	2.006685	-0.224315
Jul-06									
Aug-06									
Sep-06									
Oct-06									
Nov-06	1	1	100.00%	0.00%	15	18	83.33%	-0.435286	-1.264635
Dec-06									



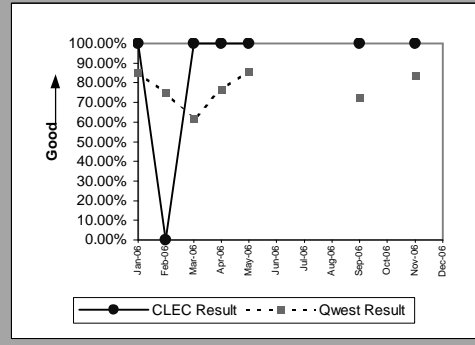
Unbundled Loop Analog(Parity)									
Date	CLEC Num	CLEC Denom	CLEC Result	CLEC Std Dev	Qwest Num	Qwest Denom	Qwest Result	Mod Z Scr	Parity Scr
Jan-06	218	256	85.16%	35.55%	10687	14727	72.57%	-4.475687	-3.721025
Feb-06	153	164	93.29%	25.01%	8759	10966	79.87%	-4.254251	-3.586401
Mar-06	146	151	96.69%	17.89%	8689	9609	90.43%	-2.595322	-2.577844
Apr-06	113	124	91.13%	28.43%	7523	8289	90.76%	-0.141289	-1.085898
May-06	136	144	94.44%	22.91%	9050	9957	90.89%	-1.471411	-1.894555
Jun-06	158	166	95.18%	21.42%	9275	10250	90.49%	-2.044434	-2.242928
Jul-06	148	164	90.24%	29.67%	9471	10659	88.85%	-0.56111	-1.341131
Aug-06	114	118	96.61%	18.10%	8794	9472	92.84%	-1.578009	-1.959362
Sep-06	98	106	92.45%	26.42%	7742	8385	92.33%	-0.046634	-1.028352
Oct-06	129	139	92.81%	25.84%	8148	8772	92.89%	0.036725	-0.952009
Nov-06	166	201	82.59%	37.92%	10287	13908	73.96%	-2.765785	-2.681478
Dec-06	95	146	65.07%	47.68%	9658	21421	45.09%	-4.835877	-3.940004



Unbundled Loop - 2 Wire Non-Loaded(Parity)									
Date	CLEC Num	CLEC Denom	CLEC Result	CLEC Std Dev	Qwest Num	Qwest Denom	Qwest Result	Mod Z Scr	Parity Scr
Jan-06	39	39	100.00%	0.00%	56	57	98.25%	-0.643043	-1.390942
Feb-06	43	44	97.73%	14.90%	40	40	100.00%		-0.605993
Mar-06	21	21	100.00%	0.00%	36	37	97.30%	-0.610022	-1.370867
Apr-06	22	22	100.00%	0.00%	33	34	97.06%	-0.636209	-1.386788
May-06	30	30	100.00%	0.00%	52	52	100.00%		
Jun-06	29	29	100.00%	0.00%	31	31	100.00%		
Jul-06	42	43	97.67%	15.07%	34	34	100.00%		-0.647671
Aug-06	42	44	95.45%	20.83%	59	59	100.00%		-0.178337
Sep-06	33	33	100.00%	0.00%	31	31	100.00%		
Oct-06	21	21	100.00%	0.00%	39	39	100.00%		
Nov-06	40	44	90.91%	28.75%	20	20	100.00%		-0.178423
Dec-06	19	23	82.61%	37.90%	36	43	83.72%	0.116625	-0.947041

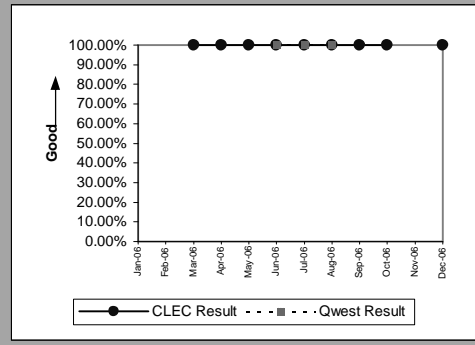


Unbundled Loop - ADSL Qualified(Parity)									
Date	CLEC Num	CLEC Denom	CLEC Result	CLEC Std Dev	Qwest Num	Qwest Denom	Qwest Result	Mod Z Scr	Parity Scr
Jan-06	1	1	100.00%	0.00%	68	80	85.00%	-0.417483	-1.253812
Feb-06	0	1	0.00%	0.00%	36	48	75.00%	1.714286	-0.307323
Mar-06	1	1	100.00%	0.00%	29	47	61.70%	-0.779589	-1.473956
Apr-06	1	1	100.00%	0.00%	39	51	76.47%	-0.549341	-1.333975
May-06	1	1	100.00%	0.00%	48	56	85.71%	-0.404651	-1.246011
Jun-06									
Jul-06									
Aug-06									
Sep-06	2	2	100.00%	0.00%	13	18	72.22%	-0.83205	-1.505851
Oct-06									
Nov-06	3	3	100.00%	0.00%	15	18	83.33%	-0.717137	-1.435988
Dec-06									

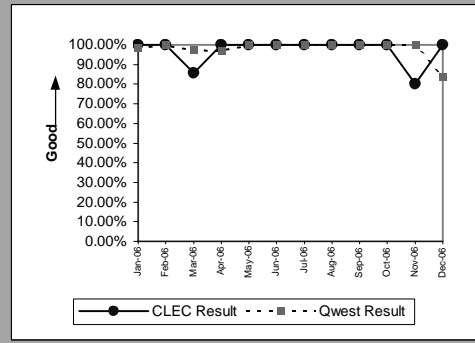


MR-3D - Out of Service Cleared within 24 Hours (Percent) - Interval Zone One

Unbundled Loop - XDSL(Parity)									
Date	CLEC Num	CLEC Denom	CLEC Result	CLEC Std Dev	Qwest Num	Qwest Denom	Qwest Result	Mod Z Scr	Parity Scr
Jan-06									
Feb-06									
Mar-06	1	1	100.00%	0.00%					
Apr-06	2	2	100.00%	0.00%					
May-06	1	1	100.00%	0.00%					
Jun-06	2	2	100.00%	0.00%	3	3	100.00%		
Jul-06	2	2	100.00%	0.00%	1	1	100.00%		
Aug-06	2	2	100.00%	0.00%	1	1	100.00%		
Sep-06	2	2	100.00%	0.00%					
Oct-06	1	1	100.00%	0.00%					
Nov-06									
Dec-06	2	2	100.00%	0.00%					

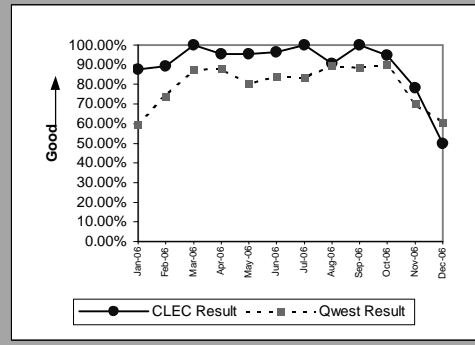


Unbundled Loop ISDN Capable(Parity)									
Date	CLEC Num	CLEC Denom	CLEC Result	CLEC Std Dev	Qwest Num	Qwest Denom	Qwest Result	Mod Z Scr	Parity Scr
Jan-06	13	13	100.00%	0.00%	56	57	98.25%	-0.434777	-1.264325
Feb-06	10	10	100.00%	0.00%	40	40	100.00%		
Mar-06	6	7	85.71%	34.99%	36	37	97.30%	1.732988	-0.385569
Apr-06	3	3	100.00%	0.00%	33	34	97.06%	-0.28903	-1.175717
May-06	8	8	100.00%	0.00%	52	52	100.00%		
Jun-06	5	5	100.00%	0.00%	31	31	100.00%		
Jul-06	8	8	100.00%	0.00%	34	34	100.00%		
Aug-06	4	4	100.00%	0.00%	59	59	100.00%		
Sep-06	2	2	100.00%	0.00%	31	31	100.00%		
Oct-06	4	4	100.00%	0.00%	39	39	100.00%		
Nov-06	4	5	80.00%	40.00%	20	20	100.00%		-0.184231
Dec-06	7	7	100.00%	0.00%	36	43	83.72%	-1.081922	-1.657762

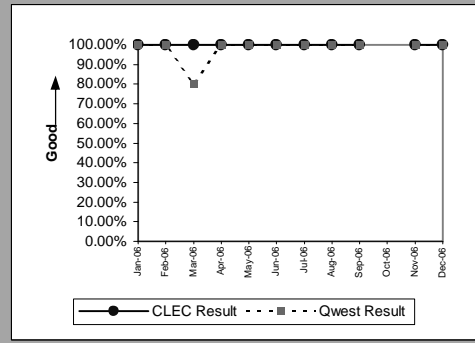


MR-3E - Out of Service Cleared within 24 Hours (Percent) - Interval Zone Two

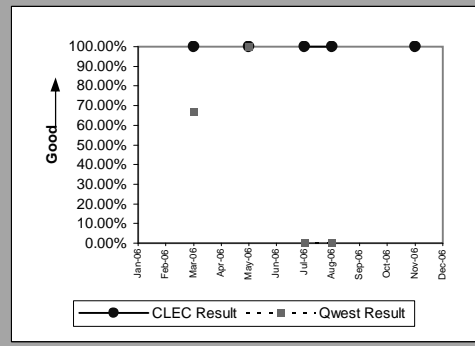
Unbundled Loop Analog(Parity)									
Date	CLEC Num	CLEC Denom	CLEC Result	CLEC Std Dev	Qwest Num	Qwest Denom	Qwest Result	Mod Z Scr	Parity Scr
Jan-06	43	49	87.76%	32.78%	2509	4219	59.47%	-4.00981	-3.437791
Feb-06	33	37	89.19%	31.05%	2119	2867	73.91%	-2.102945	-2.2785
Mar-06	24	24	100.00%	0.00%	2025	2315	87.47%	-1.844389	-2.121309
Apr-06	21	22	95.45%	20.83%	2037	2319	87.84%	-1.0877	-1.661275
May-06	21	22	95.45%	20.83%	2515	3125	80.48%	-1.765866	-2.07357
Jun-06	27	28	96.43%	18.56%	2276	2711	83.95%	-1.789217	-2.087767
Jul-06	30	30	100.00%	0.00%	1895	2271	83.44%	-2.423819	-2.473577
Aug-06	19	21	90.48%	29.35%	2296	2560	89.69%	-0.118357	-1.071956
Sep-06	20	20	100.00%	0.00%	1875	2115	88.65%	-1.592488	-1.968164
Oct-06	18	19	94.74%	22.33%	1997	2212	90.28%	-0.652973	-1.39698
Nov-06	36	46	78.26%	41.25%	2486	3543	70.17%	-1.192182	-1.724795
Dec-06	12	24	50.00%	50.00%	2271	3743	60.67%	1.067019	-0.361037



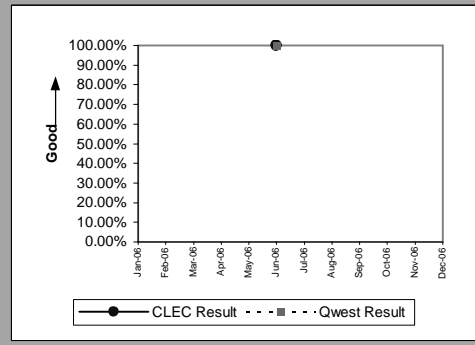
Unbundled Loop - 2 Wire Non-Loaded(Parity)									
Date	CLEC Num	CLEC Denom	CLEC Result	CLEC Std Dev	Qwest Num	Qwest Denom	Qwest Result	Mod Z Scr	Parity Scr
Jan-06	7	7	100.00%	0.00%	17	17	100.00%		
Feb-06	8	8	100.00%	0.00%	8	8	100.00%		
Mar-06	5	5	100.00%	0.00%	4	5	80.00%	-0.790569	-1.480632
Apr-06	2	2	100.00%	0.00%	4	4	100.00%		
May-06	4	4	100.00%	0.00%	10	10	100.00%		
Jun-06	2	2	100.00%	0.00%	5	5	100.00%		
Jul-06	5	5	100.00%	0.00%	4	4	100.00%		
Aug-06	9	9	100.00%	0.00%	5	5	100.00%		
Sep-06	2	2	100.00%	0.00%	8	8	100.00%		
Oct-06									
Nov-06	4	4	100.00%	0.00%	3	3	100.00%		
Dec-06	2	2	100.00%	0.00%	6	6	100.00%		



Unbundled Loop - ADSL Qualified(Parity)									
Date	CLEC Num	CLEC Denom	CLEC Result	CLEC Std Dev	Qwest Num	Qwest Denom	Qwest Result	Mod Z Scr	Parity Scr
Jan-06									
Feb-06									
Mar-06	1	1	100.00%	0.00%	4	6	66.67%	-0.654654	-1.398001
Apr-06									
May-06	2	2	100.00%	0.00%	1	1	100.00%		
Jun-06									
Jul-06	1	1	100.00%	0.00%	0	1	0.00%		
Aug-06	2	2	100.00%	0.00%	0	2	0.00%		
Sep-06									
Oct-06									
Nov-06	1	1	100.00%	0.00%					
Dec-06									

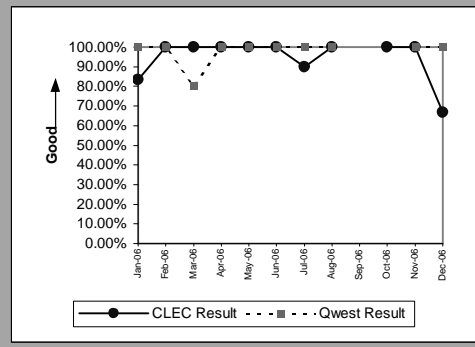


Unbundled Loop - XDSL(Parity)									
Date	CLEC Num	CLEC Denom	CLEC Result	CLEC Std Dev	Qwest Num	Qwest Denom	Qwest Result	Mod Z Scr	Parity Scr
Jan-06									
Feb-06									
Mar-06									
Apr-06									
May-06									
Jun-06	1	1	100.00%	0.00%	2	2	100.00%		
Jul-06									
Aug-06									
Sep-06									
Oct-06									
Nov-06									
Dec-06									



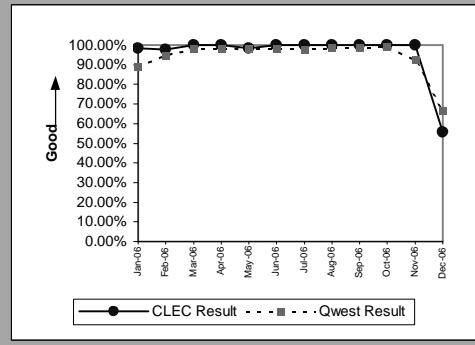
MR-3E - Out of Service Cleared within 24 Hours (Percent) - Interval Zone Two

Unbundled Loop ISDN Capable(Parity)									
Date	CLEC Num	CLEC Denom	CLEC Result	CLEC Std Dev	Qwest Num	Qwest Denom	Qwest Result	Mod Z Scr	Parity Scr
Jan-06	10	12	83.33%	37.27%	17	17	100.00%		-0.135338
Feb-06	3	3	100.00%	0.00%	8	8	100.00%		
Mar-06	4	4	100.00%	0.00%	4	5	80.00%	-0.745356	-1.453144
Apr-06	2	2	100.00%	0.00%	4	4	100.00%		
May-06	9	9	100.00%	0.00%	10	10	100.00%		
Jun-06	8	8	100.00%	0.00%	5	5	100.00%		
Jul-06	9	10	90.00%	30.00%	4	4	100.00%		-0.830205
Aug-06	6	6	100.00%	0.00%	5	5	100.00%		
Sep-06									
Oct-06	1	1	100.00%	0.00%					
Nov-06	4	4	100.00%	0.00%	3	3	100.00%		
Dec-06	2	3	66.67%	47.14%	6	6	100.00%		-0.404124

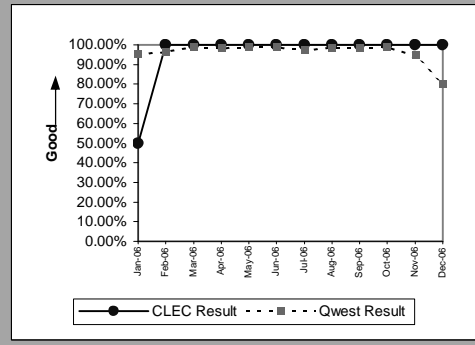


MR-4A - All Troubles Cleared within 48 Hours (Percent) - Dispatches within MSAs

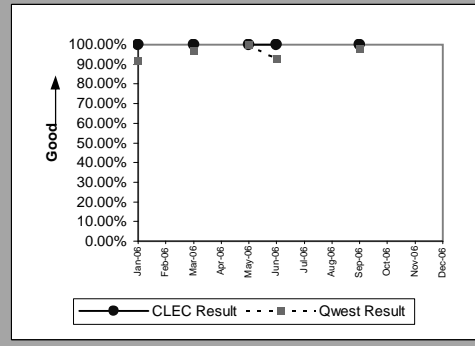
Residence(Parity)									
Date	CLEC Num	CLEC Denom	CLEC Result	CLEC Std Dev	Qwest Num	Qwest Denom	Qwest Result	Mod Z Scr	Parity Scr
Jan-06	55	56	98.21%	13.24%	14130	15874	89.01%	-2.197846	-2.336195
Feb-06	46	47	97.87%	14.43%	10755	11340	94.84%	-0.937512	-1.569967
Mar-06	38	38	100.00%	0.00%	9427	9613	98.07%	-0.864181	-1.525385
Apr-06	47	47	100.00%	0.00%	8265	8413	98.24%	-0.914847	-1.556188
May-06	56	57	98.25%	13.13%	10006	10222	97.89%	-0.187778	-1.114161
Jun-06	48	48	100.00%	0.00%	10372	10528	98.52%	-0.847742	-1.515391
Jul-06	38	38	100.00%	0.00%	10512	10770	97.60%	-0.964038	-1.586093
Aug-06	24	24	100.00%	0.00%	9473	9600	98.68%	-0.566528	-1.344425
Sep-06	25	25	100.00%	0.00%	8548	8673	98.56%	-0.603765	-1.367063
Oct-06	13	13	100.00%	0.00%	8812	8905	98.96%	-0.370134	-1.225026
Nov-06	17	17	100.00%	0.00%	13463	14570	92.40%	-1.18161	-1.718368
Dec-06	5	9	55.56%	49.69%	14245	21475	66.33%	0.684032	-0.596732



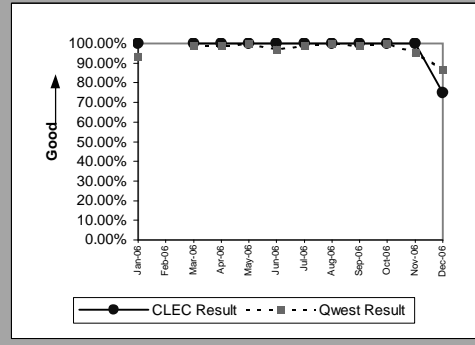
Business(Parity)									
Date	CLEC Num	CLEC Denom	CLEC Result	CLEC Std Dev	Qwest Num	Qwest Denom	Qwest Result	Mod Z Scr	Parity Scr
Jan-06	1	2	50.00%	50.00%	1612	1689	95.44%	3.078992	0.0302
Feb-06	4	4	100.00%	0.00%	1201	1245	96.47%	-0.382198	-1.23236
Mar-06	4	4	100.00%	0.00%	1134	1147	98.87%	-0.213766	-1.129961
Apr-06	7	7	100.00%	0.00%	989	1006	98.31%	-0.345676	-1.210156
May-06	2	2	100.00%	0.00%	1216	1227	99.10%	-0.134397	-1.081708
Jun-06	5	5	100.00%	0.00%	1264	1278	98.90%	-0.23487	-1.142791
Jul-06	3	3	100.00%	0.00%	1166	1197	97.41%	-0.282065	-1.171483
Aug-06	6	6	100.00%	0.00%	1237	1252	98.80%	-0.26909	-1.163595
Sep-06	1	1	100.00%	0.00%	1073	1090	98.44%	-0.125813	-1.076489
Oct-06	1	1	100.00%	0.00%	1185	1197	99.00%	-0.100589	-1.061154
Nov-06	2	2	100.00%	0.00%	1500	1585	94.64%	-0.336438	-1.20454
Dec-06	1	1	100.00%	0.00%	1431	1789	79.99%	-0.500035	-1.304



Centrex(Parity)									
Date	CLEC Num	CLEC Denom	CLEC Result	CLEC Std Dev	Qwest Num	Qwest Denom	Qwest Result	Mod Z Scr	Parity Scr
Jan-06	3	3	100.00%	0.00%	67	73	91.78%	-0.507988	-1.308835
Feb-06									
Mar-06	1	1	100.00%	0.00%	60	62	96.77%	-0.181119	-1.110113
Apr-06									
May-06	1	1	100.00%	0.00%	55	55	100.00%		
Jun-06	1	1	100.00%	0.00%	51	55	92.73%	-0.277544	-1.168735
Jul-06									
Aug-06									
Sep-06	2	2	100.00%	0.00%	45	46	97.83%	-0.20638	-1.12547
Oct-06									
Nov-06									
Dec-06									

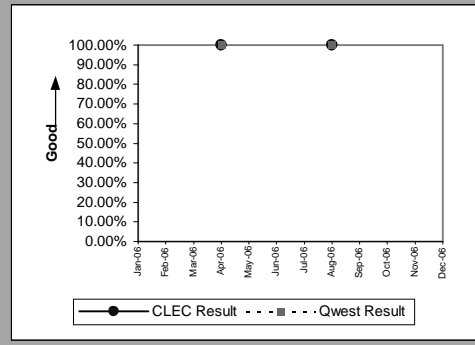


Centrex 21(Parity)									
Date	CLEC Num	CLEC Denom	CLEC Result	CLEC Std Dev	Qwest Num	Qwest Denom	Qwest Result	Mod Z Scr	Parity Scr
Jan-06	1	1	100.00%	0.00%	114	122	93.44%	-0.263827	-1.160396
Feb-06									
Mar-06	3	3	100.00%	0.00%	83	84	98.81%	-0.186811	-1.113573
Apr-06	1	1	100.00%	0.00%	81	82	98.78%	-0.11044	-1.067143
May-06	1	1	100.00%	0.00%	79	79	100.00%		
Jun-06	3	3	100.00%	0.00%	97	100	97.00%	-0.300135	-1.182469
Jul-06	5	5	100.00%	0.00%	83	84	98.81%	-0.238446	-1.144965
Aug-06	3	3	100.00%	0.00%	67	67	100.00%		
Sep-06	1	1	100.00%	0.00%	69	70	98.57%	-0.119535	-1.072672
Oct-06	3	3	100.00%	0.00%	63	63	100.00%		
Nov-06	1	1	100.00%	0.00%	81	85	95.29%	-0.220926	-1.134314
Dec-06	3	4	75.00%	43.30%	77	89	86.52%	0.659738	-0.649823

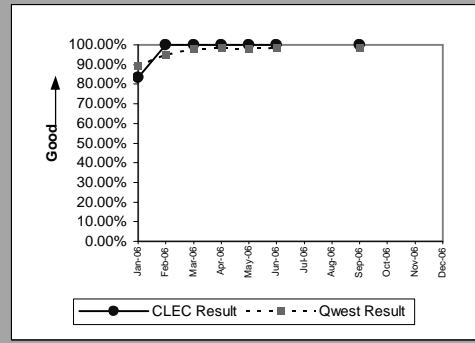


MR-4A - All Troubles Cleared within 48 Hours (Percent) - Dispatches within MSAs

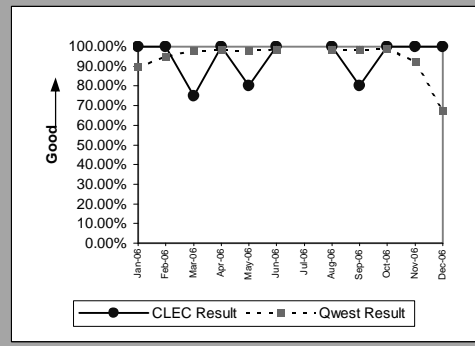
PBX(Parity)									
Date	CLEC Num	CLEC Denom	CLEC Result	CLEC Std Dev	Qwest Num	Qwest Denom	Qwest Result	Mod Z Scr	Parity Scr
Jan-06									
Feb-06									
Mar-06									
Apr-06	2	2	100.00%	0.00%	8	8	100.00%		
May-06									
Jun-06									
Jul-06									
Aug-06	1	1	100.00%	0.00%	14	14	100.00%		
Sep-06									
Oct-06									
Nov-06									
Dec-06									



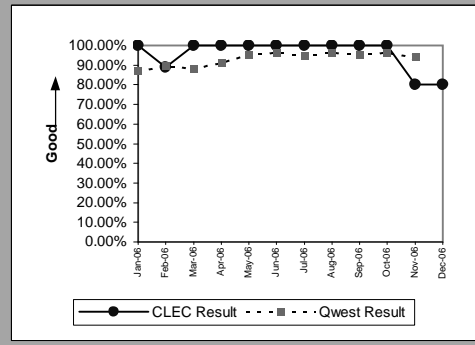
UNE - P (POTS)(Parity)									
Date	CLEC Num	CLEC Denom	CLEC Result	CLEC Std Dev	Qwest Num	Qwest Denom	Qwest Result	Mod Z Scr	Parity Scr
Jan-06	15	18	83.33%	37.27%	15742	17563	89.63%	0.876091	-0.480073
Feb-06	8	8	100.00%	0.00%	11956	12585	95.00%	-0.648544	-1.394287
Mar-06	2	2	100.00%	0.00%	10561	10760	98.15%	-0.19411	-1.118011
Apr-06	4	4	100.00%	0.00%	9254	9419	98.25%	-0.267002	-1.162326
May-06	6	6	100.00%	0.00%	11222	11449	98.02%	-0.348289	-1.211745
Jun-06	3	3	100.00%	0.00%	11636	11806	98.56%	-0.209328	-1.127263
Jul-06									
Aug-06									
Sep-06	1	1	100.00%	0.00%	9621	9763	98.55%	-0.121482	-1.073856
Oct-06									
Nov-06									
Dec-06									



Line Sharing(Parity)									
Date	CLEC Num	CLEC Denom	CLEC Result	CLEC Std Dev	Qwest Num	Qwest Denom	Qwest Result	Mod Z Scr	Parity Scr
Jan-06	4	4	100.00%	0.00%	15742	17563	89.63%	-0.680151	-1.413503
Feb-06	3	3	100.00%	0.00%	11956	12585	95.00%	-0.397229	-1.241498
Mar-06	3	4	75.00%	43.30%	10561	10760	98.15%	3.435927	0.089071
Apr-06	1	1	100.00%	0.00%	9254	9419	98.25%	-0.133522	-1.081176
May-06	4	5	80.00%	40.00%	11222	11449	98.02%	2.889344	0.005127
Jun-06	3	3	100.00%	0.00%	11636	11806	98.56%	-0.209328	-1.127263
Jul-06									
Aug-06	3	3	100.00%	0.00%	10710	10852	98.69%	-0.199411	-1.121234
Sep-06	4	5	80.00%	40.00%	9621	9763	98.55%	3.462917	0.094025
Oct-06	1	1	100.00%	0.00%	9997	10102	98.96%	-0.10248	-1.062303
Nov-06	2	2	100.00%	0.00%	14963	16155	92.62%	-0.399132	-1.242655
Dec-06	2	2	100.00%	0.00%	15676	23264	67.38%	-0.983881	-1.598157

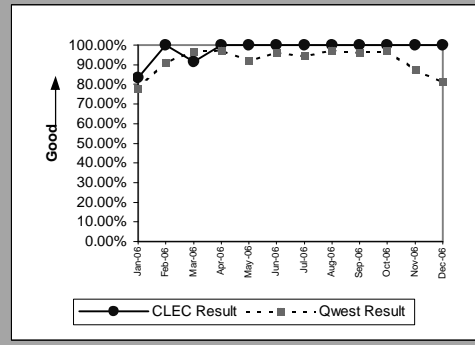


Line Splitting(Parity)									
Date	CLEC Num	CLEC Denom	CLEC Result	CLEC Std Dev	Qwest Num	Qwest Denom	Qwest Result	Mod Z Scr	Parity Scr
Jan-06	7	7	100.00%	0.00%	809	929	87.08%	-1.015162	-1.617175
Feb-06	8	9	88.89%	31.43%	865	965	89.64%	0.073328	-0.910606
Mar-06	2	2	100.00%	0.00%	981	1113	88.14%	-0.518296	-1.315101
Apr-06	4	4	100.00%	0.00%	1171	1283	91.27%	-0.617568	-1.375455
May-06	5	5	100.00%	0.00%	960	1005	95.52%	-0.482923	-1.293596
Jun-06	4	4	100.00%	0.00%	573	594	96.46%	-0.381597	-1.231995
Jul-06	2	2	100.00%	0.00%	863	911	94.73%	-0.333161	-1.202547
Aug-06	4	4	100.00%	0.00%	1301	1348	96.51%	-0.379574	-1.230765
Sep-06	6	6	100.00%	0.00%	1163	1218	95.48%	-0.531374	-1.323052
Oct-06	2	2	100.00%	0.00%	1293	1341	96.42%	-0.272278	-1.165533
Nov-06	4	5	80.00%	40.00%	1171	1246	93.98%	1.31176	-0.370596
Dec-06	4	5	80.00%	40.00%					

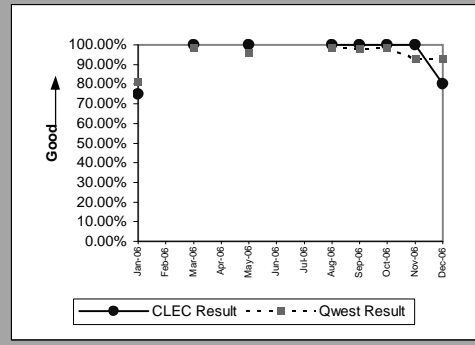


MR-4B - All Troubles Cleared within 48 Hours (Percent) - Dispatches outside MSAs

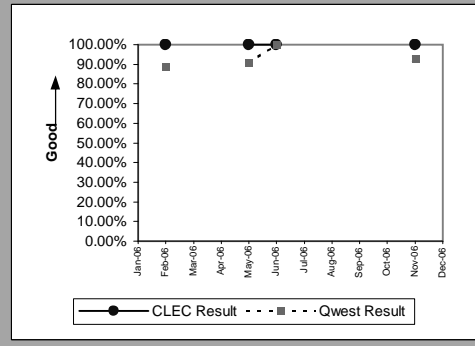
Residence(Parity)									
Date	CLEC Num	CLEC Denom	CLEC Result	CLEC Std Dev	Qwest Num	Qwest Denom	Qwest Result	Mod Z Scr	Parity Scr
Jan-06	15	18	83.33%	37.27%	3715	4771	77.87%	-0.557661	-1.339034
Feb-06	13	13	100.00%	0.00%	2801	3072	91.18%	-1.119136	-1.680386
Mar-06	11	12	91.67%	27.64%	2397	2480	96.65%	0.958125	-0.48695
Apr-06	11	11	100.00%	0.00%	2448	2515	97.34%	-0.547495	-1.332853
May-06	12	12	100.00%	0.00%	3036	3295	92.14%	-1.009951	-1.614007
Jun-06	9	9	100.00%	0.00%	2830	2948	96.00%	-0.611656	-1.37186
Jul-06	5	5	100.00%	0.00%	2399	2538	94.52%	-0.537712	-1.326906
Aug-06	6	6	100.00%	0.00%	2777	2848	97.51%	-0.391255	-1.237866
Sep-06	4	4	100.00%	0.00%	2244	2335	96.10%	-0.402409	-1.244647
Oct-06	4	4	100.00%	0.00%	2374	2444	97.14%	-0.34315	-1.20862
Nov-06	4	4	100.00%	0.00%	3524	4041	87.21%	-0.765671	-1.465495
Dec-06	2	2	100.00%	0.00%	3326	4088	81.36%	-0.676745	-1.411432



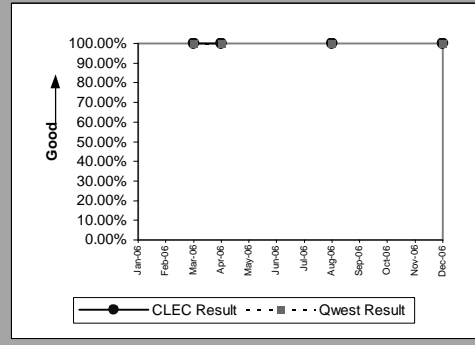
Business(Parity)									
Date	CLEC Num	CLEC Denom	CLEC Result	CLEC Std Dev	Qwest Num	Qwest Denom	Qwest Result	Mod Z Scr	Parity Scr
Jan-06	3	4	75.00%	43.30%	390	481	81.08%	0.309246	-0.804367
Feb-06									
Mar-06	1	1	100.00%	0.00%	255	259	98.46%	-0.125004	-1.075997
Apr-06									
May-06	3	3	100.00%	0.00%	339	353	96.03%	-0.350499	-1.213088
Jun-06									
Jul-06									
Aug-06	1	1	100.00%	0.00%	329	333	98.80%	-0.110098	-1.066935
Sep-06	1	1	100.00%	0.00%	305	311	98.07%	-0.140032	-1.085134
Oct-06	1	1	100.00%	0.00%	250	254	98.43%	-0.126243	-1.07675
Nov-06	3	3	100.00%	0.00%	358	385	92.99%	-0.473822	-1.288064
Dec-06	4	5	80.00%	40.00%	344	371	92.72%	1.087825	-0.454017



Centrex 21(Parity)									
Date	CLEC Num	CLEC Denom	CLEC Result	CLEC Std Dev	Qwest Num	Qwest Denom	Qwest Result	Mod Z Scr	Parity Scr
Jan-06									
Feb-06	1	1	100.00%	0.00%	8	9	88.89%	-0.33541	-1.203915
Mar-06									
Apr-06									
May-06	2	2	100.00%	0.00%	20	22	90.91%	-0.428174	-1.260312
Jun-06	3	3	100.00%	0.00%	12	12	100.00%		
Jul-06									
Aug-06									
Sep-06									
Oct-06									
Nov-06	1	1	100.00%	0.00%	13	14	92.86%	-0.267946	-1.162899
Dec-06									

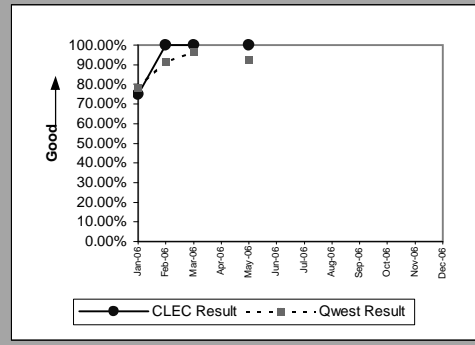


PBX(Parity)									
Date	CLEC Num	CLEC Denom	CLEC Result	CLEC Std Dev	Qwest Num	Qwest Denom	Qwest Result	Mod Z Scr	Parity Scr
Jan-06									
Feb-06									
Mar-06	1	1	100.00%	0.00%	7	7	100.00%		
Apr-06	3	3	100.00%	0.00%	9	9	100.00%		
May-06									
Jun-06									
Jul-06									
Aug-06	2	2	100.00%	0.00%	13	13	100.00%		
Sep-06									
Oct-06									
Nov-06									
Dec-06	3	3	100.00%	0.00%	6	6	100.00%		

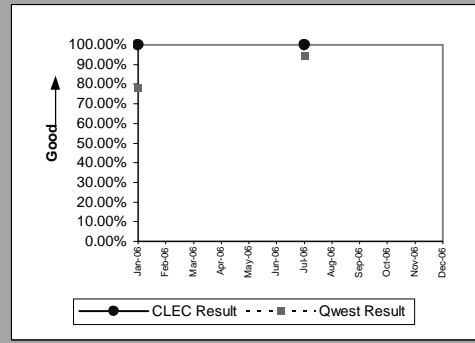


MR-4B - All Troubles Cleared within 48 Hours (Percent) - Dispatches outside MSAs

UNE - P (POTS)(Parity)									
Date	CLEC Num	CLEC Denom	CLEC Result	CLEC Std Dev	Qwest Num	Qwest Denom	Qwest Result	Mod Z Scr	Parity Scr
Jan-06	6	8	75.00%	43.30%	4105	5252	78.16%	0.216214	-0.84382
Feb-06	4	4	100.00%	0.00%	3072	3354	91.59%	-0.605599	-1.368178
Mar-06	2	2	100.00%	0.00%	2652	2739	96.82%	-0.256053	-1.155669
Apr-06									
May-06	1	1	100.00%	0.00%	3375	3648	92.52%	-0.284371	-1.172885
Jun-06									
Jul-06									
Aug-06									
Sep-06									
Oct-06									
Nov-06									
Dec-06									



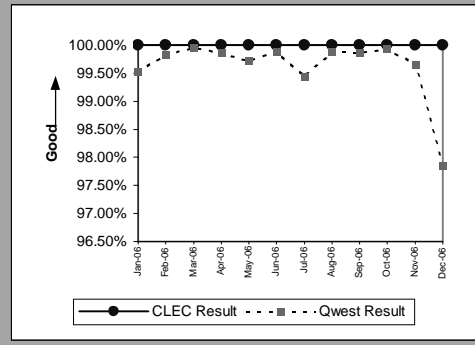
Line Sharing(Parity)									
Date	CLEC Num	CLEC Denom	CLEC Result	CLEC Std Dev	Qwest Num	Qwest Denom	Qwest Result	Mod Z Scr	Parity Scr
Jan-06	1	1	100.00%	0.00%	4105	5252	78.16%	-0.528547	-1.321334
Feb-06									
Mar-06									
Apr-06									
May-06									
Jun-06									
Jul-06	1	1	100.00%	0.00%	2673	2828	94.52%	-0.240763	-1.146373
Aug-06									
Sep-06									
Oct-06									
Nov-06									
Dec-06									



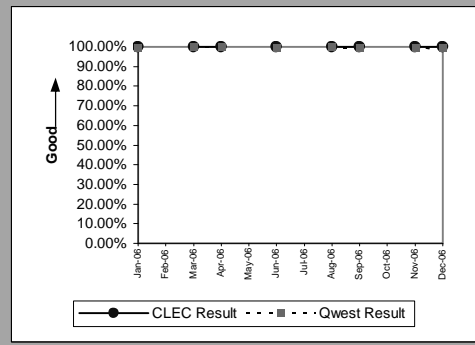


MR-4C - All Troubles Cleared within 48 Hours (Percent) - No dispatches

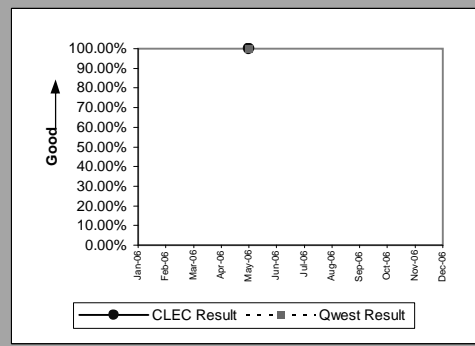
Residence(Parity)									
Date	CLEC Num	CLEC Denom	CLEC Result	CLEC Std Dev	Qwest Num	Qwest Denom	Qwest Result	Mod Z Scr	Parity Scr
Jan-06	3	3	100.00%	0.00%	1849	1858	99.52%	-0.120743	-1.073407
Feb-06	4	4	100.00%	0.00%	1760	1763	99.83%	-0.082479	-1.050144
Mar-06	6	6	100.00%	0.00%	1904	1905	99.95%	-0.056048	-1.034075
Apr-06	3	3	100.00%	0.00%	1437	1439	99.86%	-0.06455	-1.039244
May-06	8	8	100.00%	0.00%	1713	1718	99.71%	-0.152455	-1.092686
Jun-06	4	4	100.00%	0.00%	1776	1778	99.89%	-0.06704	-1.040758
Jul-06	2	2	100.00%	0.00%	1735	1745	99.43%	-0.107304	-1.065236
Aug-06	4	4	100.00%	0.00%	1564	1564	99.87%	-0.071474	-1.043453
Sep-06	2	2	100.00%	0.00%	1390	1392	99.86%	-0.053606	-1.03259
Oct-06	1	1	100.00%	0.00%	1435	1436	99.93%	-0.026389	-1.016043
Nov-06	3	3	100.00%	0.00%	1454	1459	99.66%	-0.101465	-1.061686
Dec-06	1	1	100.00%	0.00%	1812	1852	97.84%	-0.148537	-1.090304



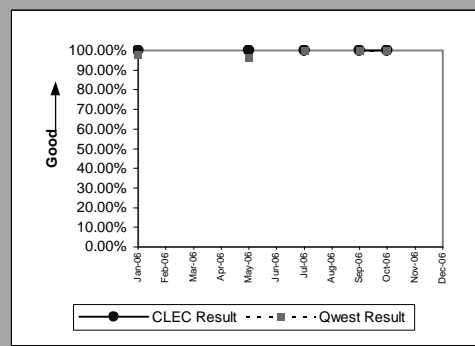
Business(Parity)									
Date	CLEC Num	CLEC Denom	CLEC Result	CLEC Std Dev	Qwest Num	Qwest Denom	Qwest Result	Mod Z Scr	Parity Scr
Jan-06	1	1	100.00%	0.00%	486	487	99.79%	-0.045314	-1.027549
Feb-06									
Mar-06	2	2	100.00%	0.00%	408	408	100.00%		
Apr-06	1	1	100.00%	0.00%	323	323	100.00%		
May-06									
Jun-06	2	2	100.00%	0.00%	374	375	99.73%	-0.072933	-1.04434
Jul-06									
Aug-06	3	3	100.00%	0.00%	318	318	100.00%		
Sep-06	1	1	100.00%	0.00%	293	295	99.32%	-0.08248	-1.050144
Oct-06									
Nov-06	1	1	100.00%	0.00%	341	342	99.71%	-0.054074	-1.032875
Dec-06	4	4	100.00%	0.00%	370	373	99.20%	-0.179132	-1.108905



Centrex(Parity)									
Date	CLEC Num	CLEC Denom	CLEC Result	CLEC Std Dev	Qwest Num	Qwest Denom	Qwest Result	Mod Z Scr	Parity Scr
Jan-06									
Feb-06									
Mar-06									
Apr-06									
May-06	1	1	100.00%	0.00%	35	35	100.00%		
Jun-06									
Jul-06									
Aug-06									
Sep-06									
Oct-06									
Nov-06									
Dec-06									

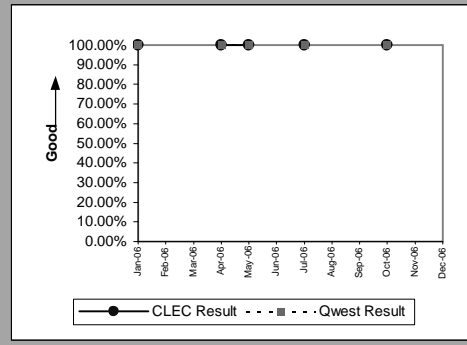


Centrex 21(Parity)									
Date	CLEC Num	CLEC Denom	CLEC Result	CLEC Std Dev	Qwest Num	Qwest Denom	Qwest Result	Mod Z Scr	Parity Scr
Jan-06	1	1	100.00%	0.00%	49	50	98.00%	-0.14145	-1.085995
Feb-06									
Mar-06									
Apr-06									
May-06	1	1	100.00%	0.00%	28	29	96.55%	-0.185806	-1.112962
Jun-06									
Jul-06	1	1	100.00%	0.00%	27	27	100.00%		
Aug-06									
Sep-06	1	1	100.00%	0.00%	21	21	100.00%		
Oct-06	4	4	100.00%	0.00%	16	16	100.00%		
Nov-06									
Dec-06									

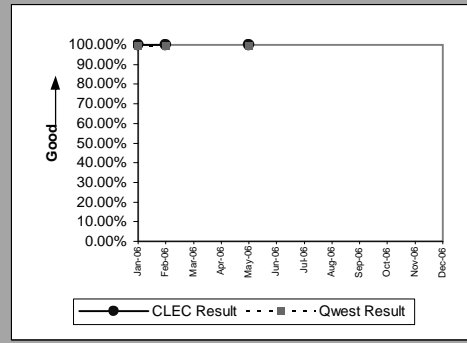


MR-4C - All Troubles Cleared within 48 Hours (Percent) - No dispatches

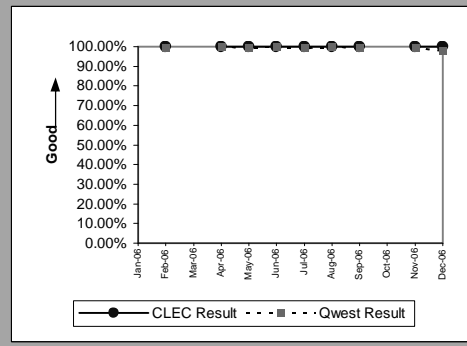
PBX(Parity)									
Date	CLEC Num	CLEC Denom	CLEC Result	CLEC Std Dev	Qwest Num	Qwest Denom	Qwest Result	Mod Z Scr	Parity Scr
Jan-06	2	2	100.00%	0.00%	34	34	100.00%		
Feb-06									
Mar-06									
Apr-06	2	2	100.00%	0.00%	19	19	100.00%		
May-06	1	1	100.00%	0.00%	23	23	100.00%		
Jun-06									
Jul-06	1	1	100.00%	0.00%	26	26	100.00%		
Aug-06									
Sep-06									
Oct-06	2	2	100.00%	0.00%	41	41	100.00%		
Nov-06									
Dec-06									



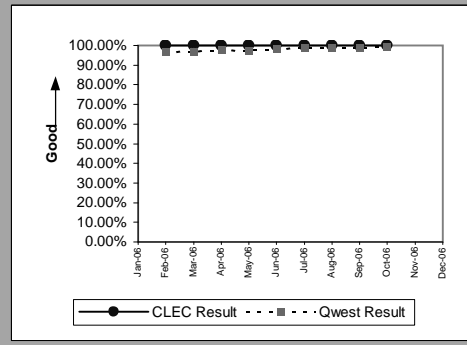
UNE - P (POTS)(Parity)									
Date	CLEC Num	CLEC Denom	CLEC Result	CLEC Std Dev	Qwest Num	Qwest Denom	Qwest Result	Mod Z Scr	Parity Scr
Jan-06	4	4	100.00%	0.00%	2335	2345	99.57%	-0.130773	-1.079504
Feb-06	3	3	100.00%	0.00%	2147	2151	99.81%	-0.074709	-1.04542
Mar-06									
Apr-06									
May-06	1	1	100.00%	0.00%	2100	2105	99.76%	-0.048783	-1.029658
Jun-06									
Jul-06									
Aug-06									
Sep-06									
Oct-06									
Nov-06									
Dec-06									



Line Sharing(Parity)									
Date	CLEC Num	CLEC Denom	CLEC Result	CLEC Std Dev	Qwest Num	Qwest Denom	Qwest Result	Mod Z Scr	Parity Scr
Jan-06									
Feb-06	1	1	100.00%	0.00%	2147	2151	99.81%	-0.043153	-1.026235
Mar-06									
Apr-06	3	3	100.00%	0.00%	1760	1762	99.89%	-0.058338	-1.035467
May-06	8	8	100.00%	0.00%	2100	2105	99.76%	-0.137752	-1.083747
Jun-06	3	3	100.00%	0.00%	2150	2153	99.86%	-0.064655	-1.039307
Jul-06	1	1	100.00%	0.00%	2066	2078	99.42%	-0.076194	-1.046323
Aug-06	3	3	100.00%	0.00%	1880	1882	99.89%	-0.056448	-1.034318
Sep-06	3	3	100.00%	0.00%	1683	1687	99.76%	-0.084365	-1.05129
Oct-06									
Nov-06	1	1	100.00%	0.00%	1795	1801	99.67%	-0.057799	-1.03514
Dec-06	3	3	100.00%	0.00%	2182	2225	98.07%	-0.242982	-1.147723

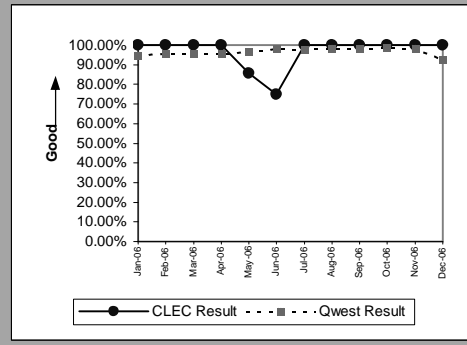


Line Splitting(Parity)									
Date	CLEC Num	CLEC Denom	CLEC Result	CLEC Std Dev	Qwest Num	Qwest Denom	Qwest Result	Mod Z Scr	Parity Scr
Jan-06									
Feb-06	1	1	100.00%	0.00%	8642	8948	96.58%	-0.188161	-1.114394
Mar-06	1	1	100.00%	0.00%	4296	4422	97.15%	-0.17124	-1.104106
Apr-06	3	3	100.00%	0.00%	2987	3054	97.81%	-0.259279	-1.15763
May-06	2	2	100.00%	0.00%	4475	4591	97.47%	-0.227642	-1.138397
Jun-06	2	2	100.00%	0.00%	5185	5268	98.42%	-0.178895	-1.10876
Jul-06	2	2	100.00%	0.00%	5034	5108	98.55%	-0.171431	-1.104223
Aug-06	1	1	100.00%	0.00%	5206	5253	99.11%	-0.095007	-1.05776
Sep-06	1	1	100.00%	0.00%	6163	6214	99.18%	-0.090961	-1.0553
Oct-06	1	1	100.00%	0.00%	5607	5635	99.50%	-0.07066	-1.042958
Nov-06									
Dec-06									

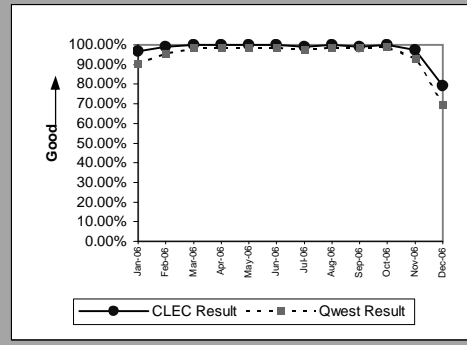


MR-4D - All Troubles Cleared within 48 Hours (Percent) - Interval Zone One

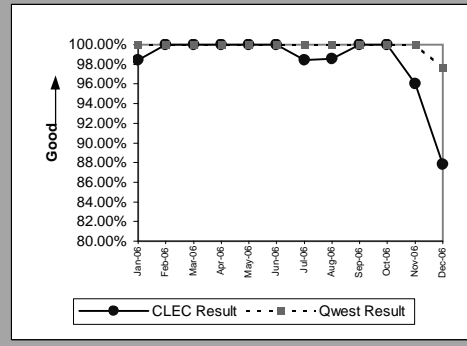
Qwest DSL(Parity)									
Date	CLEC Num	CLEC Denom	CLEC Result	CLEC Std Dev	Qwest Num	Qwest Denom	Qwest Result	Mod Z Scr	Parity Scr
Jan-06	5	5	100.00%	0.00%	3712	3911	94.91%	-0.517404	-1.31456
Feb-06	4	4	100.00%	0.00%	6324	6609	95.69%	-0.424449	-1.258046
Mar-06	2	2	100.00%	0.00%	3587	3759	95.42%	-0.309598	-1.188222
Apr-06	8	8	100.00%	0.00%	3091	3240	95.40%	-0.620231	-1.377073
May-06	6	7	85.71%	34.99%	3924	4054	96.79%	1.662351	-0.259391
Jun-06	3	4	75.00%	43.30%	3979	4056	98.10%	3.383944	0.082148
Jul-06	4	4	100.00%	0.00%	4051	4148	97.66%	-0.309332	-1.188061
Aug-06	5	5	100.00%	0.00%	4666	4742	98.40%	-0.285227	-1.173406
Sep-06	3	3	100.00%	0.00%	4800	4889	98.18%	-0.235777	-1.143342
Oct-06	2	2	100.00%	0.00%	5013	5078	98.72%	-0.161004	-1.097884
Nov-06	2	2	100.00%	0.00%	5574	5661	98.46%	-0.17665	-1.107396
Dec-06	3	3	100.00%	0.00%	6363	6880	92.49%	-0.493606	-1.300091



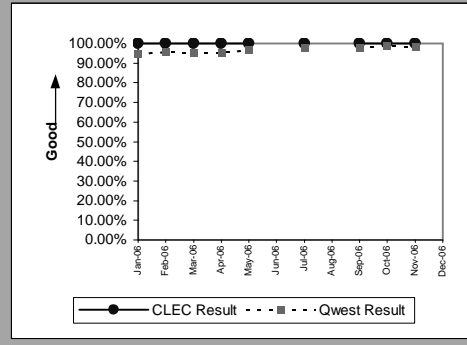
Unbundled Loop Analog(Parity)									
Date	CLEC Num	CLEC Denom	CLEC Result	CLEC Std Dev	Qwest Num	Qwest Denom	Qwest Result	Mod Z Scr	Parity Scr
Jan-06	313	324	96.60%	18.11%	17738	19567	90.65%	-3.650538	-3.219369
Feb-06	216	218	99.08%	9.53%	13784	14416	95.62%	-2.481246	-2.50849
Mar-06	197	197	100.00%	0.00%	12566	12766	98.43%	-1.757212	-2.068309
Apr-06	179	179	100.00%	0.00%	10742	10909	98.47%	-1.654657	-2.00596
May-06	191	191	100.00%	0.00%	13021	13252	98.26%	-1.82765	-2.111133
Jun-06	215	215	100.00%	0.00%	13487	13658	98.75%	-1.638204	-1.995957
Jul-06	196	198	98.99%	10.00%	13435	13736	97.81%	-1.127234	-1.68531
Aug-06	171	171	100.00%	0.00%	12301	12444	98.85%	-1.400336	-1.851344
Sep-06	173	175	98.86%	10.63%	11024	11169	98.70%	-0.180176	-1.109539
Oct-06	235	235	100.00%	0.00%	11478	11584	99.08%	-1.458454	-1.886677
Nov-06	265	272	97.43%	15.83%	16491	17687	93.24%	-2.730197	-2.659842
Dec-06	157	198	79.29%	40.52%	17540	25167	69.69%	-2.927342	-2.779698



Unbundled Loop - 2 Wire Non-Loaded(Parity)									
Date	CLEC Num	CLEC Denom	CLEC Result	CLEC Std Dev	Qwest Num	Qwest Denom	Qwest Result	Mod Z Scr	Parity Scr
Jan-06	62	63	98.41%	12.50%	57	57	100.00%		-0.607294
Feb-06	60	60	100.00%	0.00%	40	40	100.00%		
Mar-06	42	42	100.00%	0.00%	37	37	100.00%		
Apr-06	40	40	100.00%	0.00%	34	34	100.00%		
May-06	49	49	100.00%	0.00%	52	52	100.00%		
Jun-06	41	41	100.00%	0.00%	31	31	100.00%		
Jul-06	62	63	98.41%	12.50%	34	34	100.00%		-0.755766
Aug-06	68	69	98.55%	11.95%	59	59	100.00%		-0.6242
Sep-06	51	51	100.00%	0.00%	31	31	100.00%		
Oct-06	44	44	100.00%	0.00%	39	39	100.00%		
Nov-06	72	75	96.00%	19.60%	20	20	100.00%		-0.543229
Dec-06	36	41	87.80%	32.72%	42	43	97.67%	3.000041	-0.013317

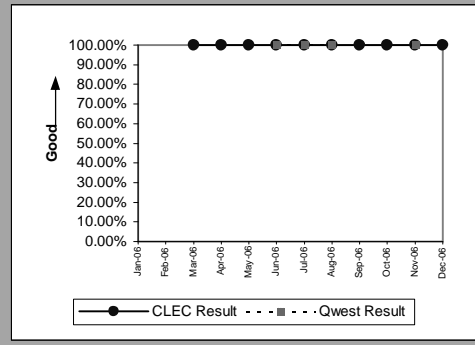


Unbundled Loop - ADSL Qualified(Parity)									
Date	CLEC Num	CLEC Denom	CLEC Result	CLEC Std Dev	Qwest Num	Qwest Denom	Qwest Result	Mod Z Scr	Parity Scr
Jan-06	1	1	100.00%	0.00%	3712	3911	94.91%	-0.231509	-1.140747
Feb-06	1	1	100.00%	0.00%	6324	6609	95.69%	-0.212272	-1.129052
Mar-06	1	1	100.00%	0.00%	3587	3759	95.42%	-0.218948	-1.133111
Apr-06	1	1	100.00%	0.00%	3091	3240	95.40%	-0.219521	-1.133459
May-06	1	1	100.00%	0.00%	3924	4054	96.79%	-0.181993	-1.110644
Jun-06	1	1	100.00%	0.00%	4051	4148	97.66%	-0.154722	-1.094064
Jul-06	1	1	100.00%	0.00%	4051	4148	97.66%	-0.154722	-1.094064
Aug-06	1	1	100.00%	0.00%	4051	4148	97.66%	-0.154722	-1.094064
Sep-06	4	4	100.00%	0.00%	4800	4889	98.18%	-0.272224	-1.165501
Oct-06	1	1	100.00%	0.00%	5013	5078	98.72%	-0.113858	-1.069221
Nov-06	3	3	100.00%	0.00%	5574	5661	98.46%	-0.216332	-1.131521
Dec-06	1	1	100.00%	0.00%	5574	5661	98.46%	-0.216332	-1.131521

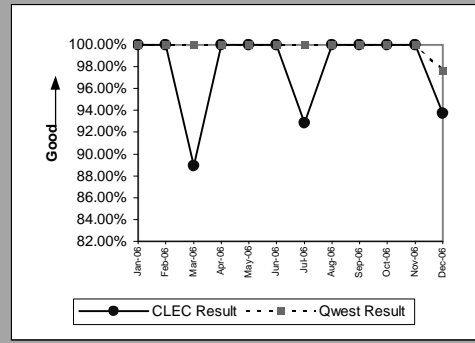


MR-4D - All Troubles Cleared within 48 Hours (Percent) - Interval Zone One

Unbundled Loop - XDSL(Parity)									
Date	CLEC Num	CLEC Denom	CLEC Result	CLEC Std Dev	Qwest Num	Qwest Denom	Qwest Result	Mod Z Scr	Parity Scr
Jan-06									
Feb-06									
Mar-06	2	2	100.00%	0.00%					
Apr-06	3	3	100.00%	0.00%					
May-06	2	2	100.00%	0.00%					
Jun-06	5	5	100.00%	0.00%	3	3	100.00%		
Jul-06	4	4	100.00%	0.00%	1	1	100.00%		
Aug-06	3	3	100.00%	0.00%	1	1	100.00%		
Sep-06	4	4	100.00%	0.00%					
Oct-06	3	3	100.00%	0.00%					
Nov-06	1	1	100.00%	0.00%	1	1	100.00%		
Dec-06	6	6	100.00%	0.00%					

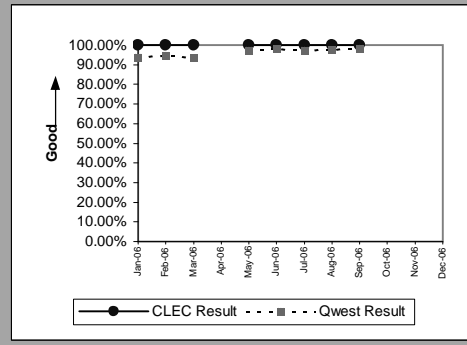


Unbundled Loop ISDN Capable(Parity)									
Date	CLEC Num	CLEC Denom	CLEC Result	CLEC Std Dev	Qwest Num	Qwest Denom	Qwest Result	Mod Z Scr	Parity Scr
Jan-06	21	21	100.00%	0.00%	57	57	100.00%		
Feb-06	12	12	100.00%	0.00%	40	40	100.00%		
Mar-06	8	9	88.89%	31.43%	37	37	100.00%		-0.177788
Apr-06	7	7	100.00%	0.00%	34	34	100.00%		
May-06	12	12	100.00%	0.00%	52	52	100.00%		
Jun-06	9	9	100.00%	0.00%	31	31	100.00%		
Jul-06	13	14	92.86%	25.75%	34	34	100.00%		-0.34553
Aug-06	6	6	100.00%	0.00%	59	59	100.00%		
Sep-06	8	8	100.00%	0.00%	31	31	100.00%		
Oct-06	9	9	100.00%	0.00%	39	39	100.00%		
Nov-06	15	15	100.00%	0.00%	20	20	100.00%		
Dec-06	15	16	93.75%	24.21%	42	43	97.67%	0.889175	-0.645631

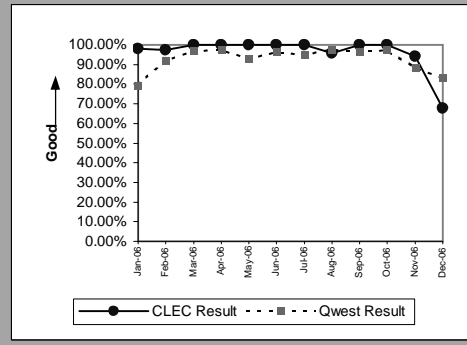


MR-4E - All Troubles Cleared within 48 Hours (Percent) - Interval Zone Two

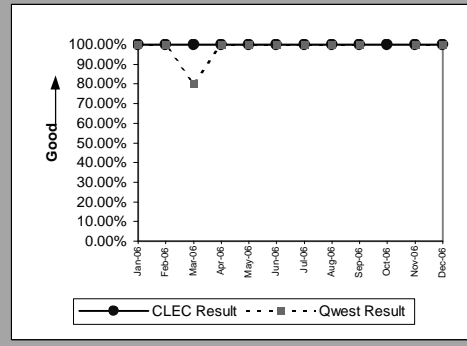
Qwest DSL(Parity)									
Date	CLEC Num	CLEC Denom	CLEC Result	CLEC Std Dev	Qwest Num	Qwest Denom	Qwest Result	Mod Z Scr	Parity Scr
Jan-06	1	1	100.00%	0.00%	2199	2346	93.73%	-0.258496	-1.157154
Feb-06	2	2	100.00%	0.00%	3655	3862	94.64%	-0.336468	-1.204558
Mar-06	1	1	100.00%	0.00%	2175	2325	93.55%	-0.262556	-1.159623
Apr-06									
May-06	1	1	100.00%	0.00%	2011	2068	97.24%	-0.168316	-1.102329
Jun-06	1	1	100.00%	0.00%	2076	2116	98.11%	-0.138776	-1.08437
Jul-06	1	1	100.00%	0.00%	2211	2270	97.40%	-0.163319	-1.099291
Aug-06	3	3	100.00%	0.00%	2410	2466	97.73%	-0.263865	-1.160419
Sep-06	3	3	100.00%	0.00%	3115	3167	98.36%	-0.22368	-1.135988
Oct-06									
Nov-06									
Dec-06									



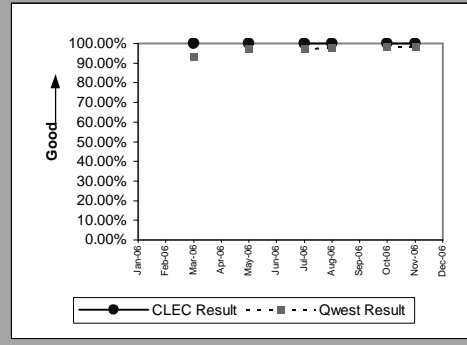
Unbundled Loop Analog(Parity)									
Date	CLEC Num	CLEC Denom	CLEC Result	CLEC Std Dev	Qwest Num	Qwest Denom	Qwest Result	Mod Z Scr	Parity Scr
Jan-06	52	53	98.11%	13.61%	4444	5593	79.46%	-3.345982	-3.034212
Feb-06	39	40	97.50%	15.61%	3391	3674	92.30%	-1.227427	-1.746223
Mar-06	25	25	100.00%	0.00%	2959	3046	97.14%	-0.853851	-1.519105
Apr-06	26	26	100.00%	0.00%	2966	3048	97.31%	-0.844235	-1.513259
May-06	24	24	100.00%	0.00%	3676	3950	93.06%	-1.333453	-1.810682
Jun-06	34	34	100.00%	0.00%	3473	3599	96.50%	-1.105428	-1.672053
Jul-06	31	31	100.00%	0.00%	2982	3137	95.06%	-1.263158	-1.767945
Aug-06	22	23	95.65%	20.39%	3395	3471	97.81%	0.704954	-0.586466
Sep-06	29	29	100.00%	0.00%	2829	2927	96.65%	-0.997366	-1.606356
Oct-06	27	27	100.00%	0.00%	2905	2979	97.52%	-0.825592	-1.501924
Nov-06	47	50	94.00%	23.75%	4149	4695	88.37%	-1.235133	-1.750908
Dec-06	21	31	67.74%	46.75%	3988	4781	83.41%	2.33827	0.304083



Unbundled Loop - 2 Wire Non-Loaded(Parity)									
Date	CLEC Num	CLEC Denom	CLEC Result	CLEC Std Dev	Qwest Num	Qwest Denom	Qwest Result	Mod Z Scr	Parity Scr
Jan-06	8	8	100.00%	0.00%	17	17	100.00%		
Feb-06	9	9	100.00%	0.00%	8	8	100.00%		
Mar-06	5	5	100.00%	0.00%	4	5	80.00%	-0.790569	-1.480632
Apr-06	2	2	100.00%	0.00%	4	4	100.00%		
May-06	5	5	100.00%	0.00%	10	10	100.00%		
Jun-06	2	2	100.00%	0.00%	5	5	100.00%		
Jul-06	6	6	100.00%	0.00%	4	4	100.00%		
Aug-06	10	10	100.00%	0.00%	5	5	100.00%		
Sep-06	2	2	100.00%	0.00%	8	8	100.00%		
Oct-06	1	1	100.00%	0.00%					
Nov-06	4	4	100.00%	0.00%	3	3	100.00%		
Dec-06	3	3	100.00%	0.00%	6	6	100.00%		

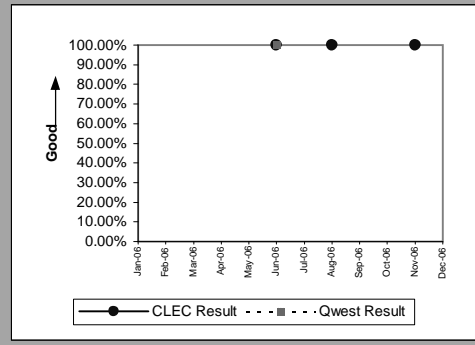


Unbundled Loop - ADSL Qualified(Parity)									
Date	CLEC Num	CLEC Denom	CLEC Result	CLEC Std Dev	Qwest Num	Qwest Denom	Qwest Result	Mod Z Scr	Parity Scr
Jan-06									
Feb-06									
Mar-06	1	1	100.00%	0.00%	2175	2325	93.55%	-0.262556	-1.159623
Apr-06									
May-06	2	2	100.00%	0.00%	2011	2068	97.24%	-0.237978	-1.14468
Jun-06									
Jul-06	1	1	100.00%	0.00%	2211	2270	97.40%	-0.163319	-1.099291
Aug-06	3	3	100.00%	0.00%	2410	2466	97.73%	-0.263865	-1.160419
Sep-06									
Oct-06	1	1	100.00%	0.00%	2454	2493	98.44%	-0.12604	-1.076627
Nov-06	1	1	100.00%	0.00%	3480	3541	98.28%	-0.132377	-1.08048
Dec-06									

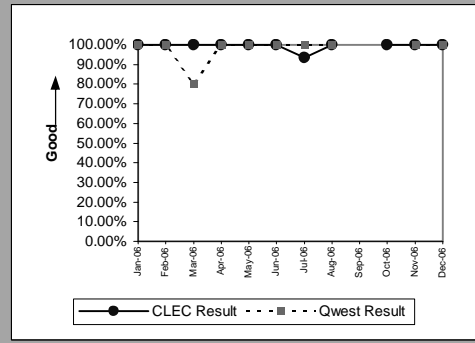


MR-4E - All Troubles Cleared within 48 Hours (Percent) - Interval Zone Two

Unbundled Loop - XDSL(Parity)									
Date	CLEC Num	CLEC Denom	CLEC Result	CLEC Std Dev	Qwest Num	Qwest Denom	Qwest Result	Mod Z Scr	Parity Scr
Jan-06									
Feb-06									
Mar-06									
Apr-06									
May-06									
Jun-06	1	1	100.00%	0.00%	2	2	100.00%		
Jul-06									
Aug-06	1	1	100.00%	0.00%					
Sep-06									
Oct-06									
Nov-06	1	1	100.00%	0.00%					
Dec-06									

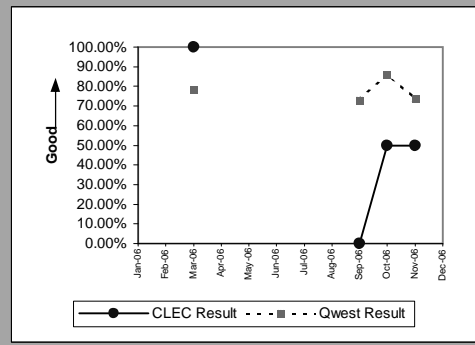


Unbundled Loop ISDN Capable(Parity)									
Date	CLEC Num	CLEC Denom	CLEC Result	CLEC Std Dev	Qwest Num	Qwest Denom	Qwest Result	Mod Z Scr	Parity Scr
Jan-06	12	12	100.00%	0.00%	17	17	100.00%		
Feb-06	5	5	100.00%	0.00%	8	8	100.00%		
Mar-06	6	6	100.00%	0.00%	4	5	80.00%	-0.825723	-1.502004
Apr-06	3	3	100.00%	0.00%	4	4	100.00%		
May-06	10	10	100.00%	0.00%	10	10	100.00%		
Jun-06	11	11	100.00%	0.00%	5	5	100.00%		
Jul-06	14	15	93.33%	24.94%	4	4	100.00%		-0.920034
Aug-06	8	8	100.00%	0.00%	5	5	100.00%		
Sep-06									
Oct-06	2	2	100.00%	0.00%					
Nov-06	5	5	100.00%	0.00%	3	3	100.00%		
Dec-06	7	7	100.00%	0.00%	6	6	100.00%		

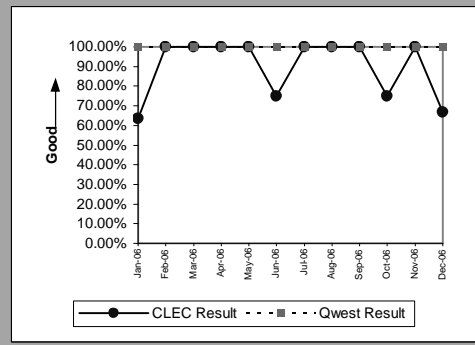


MR-5A - All Troubles Cleared within 4 Hours (Percent) - Interval Zone One

DS1(Parity)									
Date	CLEC Num	CLEC Denom	CLEC Result	CLEC Std Dev	Qwest Num	Qwest Denom	Qwest Result	Mod Z Scr	Parity Scr
Jan-06									
Feb-06									
Mar-06	3	3	100.00%	0.00%	112	143	78.32%	-0.901829	-1.548273
Apr-06									
May-06									
Jun-06									
Jul-06									
Aug-06									
Sep-06	0	1	0.00%	0.00%	73	100	73.00%	1.636134	-0.329266
Oct-06	1	2	50.00%	50.00%	117	136	86.03%	1.459054	-0.350638
Nov-06	1	2	50.00%	50.00%	109	148	73.65%	0.754089	-0.627247
Dec-06									

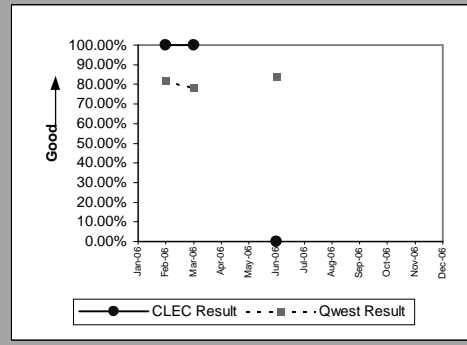


LIS Trunk(Parity)									
Date	CLEC Num	CLEC Denom	CLEC Result	CLEC Std Dev	Qwest Num	Qwest Denom	Qwest Result	Mod Z Scr	Parity Scr
Jan-06	7	11	63.64%	48.10%	3	3	100.00%		-0.351202
Feb-06	10	10	100.00%	0.00%	3	3	100.00%		
Mar-06	5	5	100.00%	0.00%	4	4	100.00%		
Apr-06	2	2	100.00%	0.00%	3	3	100.00%		
May-06	5	5	100.00%	0.00%	4	4	100.00%		
Jun-06	3	4	75.00%	43.30%	2	2	100.00%		-0.788637
Jul-06	6	6	100.00%	0.00%	1	1	100.00%		
Aug-06	3	3	100.00%	0.00%	4	4	100.00%		
Sep-06	3	3	100.00%	0.00%	1	1	100.00%		
Oct-06	3	4	75.00%	43.30%	7	7	100.00%		-0.440579
Nov-06	3	3	100.00%	0.00%	3	3	100.00%		
Dec-06	2	3	66.67%	47.14%	1	1	100.00%		-0.89833

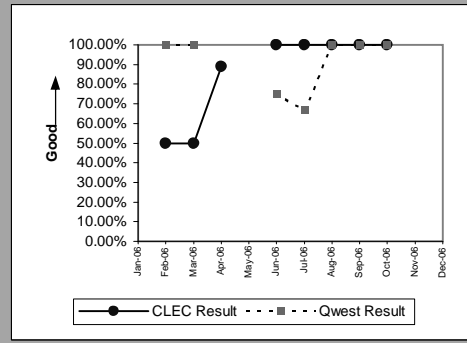


MR-5A - All Troubles Cleared within 4 Hours (Percent) - Interval Zone One

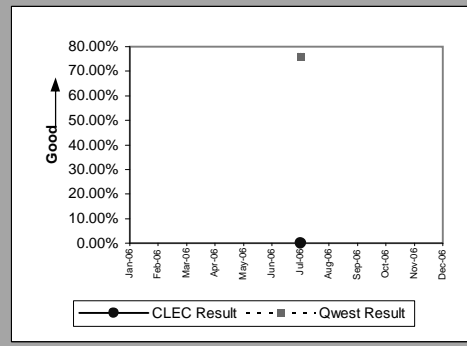
UDIT DS1(Parity)									
Date	CLEC Num	CLEC Denom	CLEC Result	CLEC Std Dev	Qwest Num	Qwest Denom	Qwest Result	Mod Z Scr	Parity Scr
Jan-06									
Feb-06	2	2	100.00%	0.00%	111	136	81.62%	-0.666275	-1.405066
Mar-06	2	2	100.00%	0.00%	112	143	78.32%	-0.738875	-1.449204
Apr-06									
May-06									
Jun-06	0	1	0.00%	0.00%	114	136	83.82%	2.268038	-0.148012
Jul-06									
Aug-06									
Sep-06									
Oct-06									
Nov-06									
Dec-06									



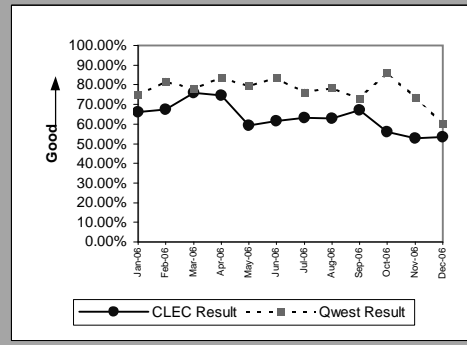
UDIT Above DS1 Level(Parity)									
Date	CLEC Num	CLEC Denom	CLEC Result	CLEC Std Dev	Qwest Num	Qwest Denom	Qwest Result	Mod Z Scr	Parity Scr
Jan-06									
Feb-06	1	2	50.00%	50.00%	2	2	100.00%		-0.626574
Mar-06	1	2	50.00%	50.00%	5	5	100.00%		-0.324432
Apr-06	8	9	88.89%	31.43%					
May-06									
Jun-06	1	1	100.00%	0.00%	3	4	75.00%	-0.516398	-1.313948
Jul-06	1	1	100.00%	0.00%	2	3	66.67%	-0.612372	-1.372296
Aug-06	1	1	100.00%	0.00%	3	3	100.00%		
Sep-06	1	1	100.00%	0.00%	7	7	100.00%		
Oct-06	2	2	100.00%	0.00%	5	5	100.00%		
Nov-06									
Dec-06									



Unbundled Loop - 4 Wire Non-Loaded(Parity)									
Date	CLEC Num	CLEC Denom	CLEC Result	CLEC Std Dev	Qwest Num	Qwest Denom	Qwest Result	Mod Z Scr	Parity Scr
Jan-06									
Feb-06									
Mar-06									
Apr-06									
May-06									
Jun-06									
Jul-06	0	1	0.00%	0.00%	108	142	76.06%	1.776023	-0.283046
Aug-06									
Sep-06									
Oct-06									
Nov-06									
Dec-06									



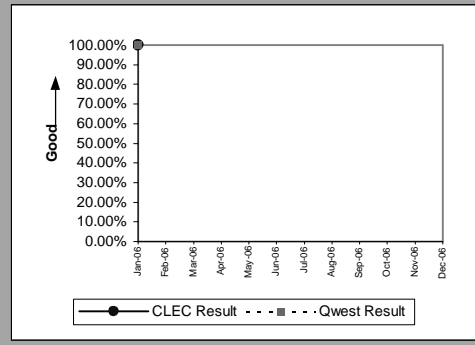
Unbundled Loop - DS1 Capable(Parity)									
Date	CLEC Num	CLEC Denom	CLEC Result	CLEC Std Dev	Qwest Num	Qwest Denom	Qwest Result	Mod Z Scr	Parity Scr
Jan-06	92	139	66.19%	47.31%	102	136	75.00%	1.687451	-0.029731
Feb-06	75	111	67.57%	46.81%	111	136	81.62%	2.835755	0.535627
Mar-06	60	79	75.95%	42.74%	112	143	78.32%	0.410698	-0.755991
Apr-06	59	79	74.68%	43.48%	88	105	83.81%	1.663421	-0.08255
May-06	55	93	59.14%	49.16%	108	136	79.41%	3.725953	0.999415
Jun-06	58	94	61.70%	48.61%	114	136	83.82%	4.478754	1.273455
Jul-06	55	87	63.22%	48.22%	108	142	76.06%	2.209625	0.250896
Aug-06	46	73	63.01%	48.28%	88	112	78.57%	2.520588	0.386539
Sep-06	59	88	67.05%	47.00%	73	100	73.00%	0.91763	-0.464509
Oct-06	46	82	56.10%	49.63%	117	136	86.03%	6.175198	1.925873
Nov-06	66	125	52.80%	49.92%	109	148	73.65%	3.895818	1.169792
Dec-06	73	137	53.28%	49.89%	87	144	60.42%	1.221982	-0.270371





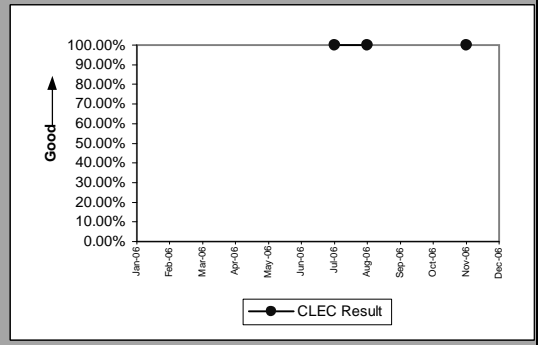
MR-5A - All Troubles Cleared within 4 Hours (Percent) - Interval Zone One

E911 (Parity)									
Date	CLEC Num	CLEC Denom	CLEC Result	CLEC Std Dev	Qwest Num	Qwest Denom	Qwest Result	Mod Z Scr	Parity Scr
Jan-06	1	1	100.00%	0.00%	6	6	100.00%		
Feb-06									
Mar-06									
Apr-06									
May-06									
Jun-06									
Jul-06									
Aug-06									
Sep-06									
Oct-06									
Nov-06									
Dec-06									

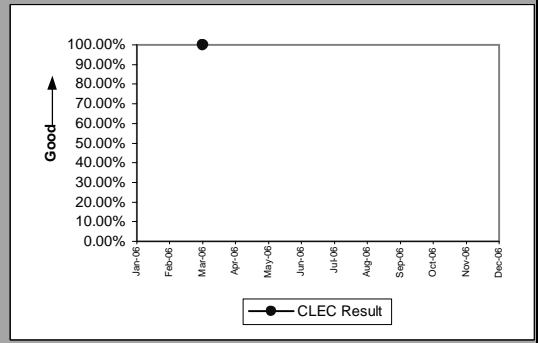


MR-5A - All Troubles Cleared within 4 Hours (Percent) - Interval Zone One

Enhanced Extended Loops - DS0 Capable(Diagnostic)				
Date	CLEC Num	CLEC Denom	CLEC Result	CLEC Std Dev
Jan-06				
Feb-06				
Mar-06				
Apr-06				
May-06				
Jun-06				
Jul-06	1	1	100.00%	0.00%
Aug-06	1	1	100.00%	0.00%
Sep-06				
Oct-06				
Nov-06	2	2	100.00%	0.00%
Dec-06				

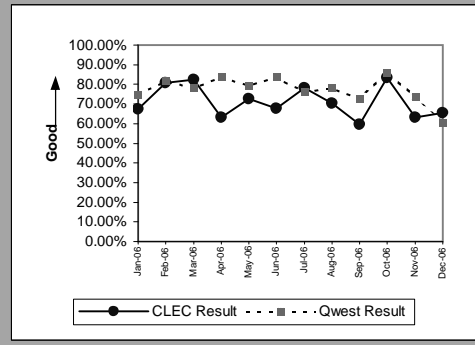


Enhanced Extended Loops - DS3 Capable(Parity)				
Date	CLEC Num	CLEC Denom	CLEC Result	CLEC Std Dev
Jan-06				
Feb-06				
Mar-06	1	1	100.00%	0.00%
Apr-06				
May-06				
Jun-06				
Jul-06				
Aug-06				
Sep-06				
Oct-06				
Nov-06				
Dec-06				



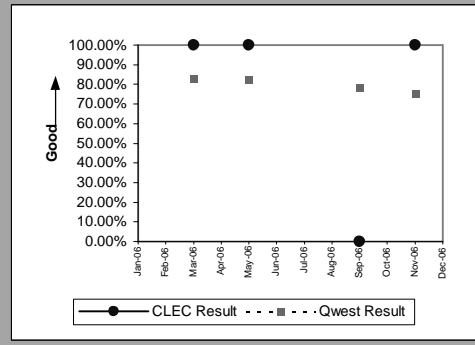
MR-5A - All Troubles Cleared within 4 Hours (Percent) - Interval Zone One

Enhanced Extended Loops - DS1 Capable(Parity)									
Date	CLEC Num	CLEC Denom	CLEC Result	CLEC Std Dev	Qwest Num	Qwest Denom	Qwest Result	Mod Z Scr	Parity Scr
Jan-06	52	77	67.53%	46.83%	102	136	75.00%	1.209209	-0.2964
Feb-06	42	52	80.77%	39.41%	111	136	81.62%	0.134341	-0.91635
Mar-06	47	57	82.46%	38.03%	112	143	78.32%	-0.640554	-1.389429
Apr-06	29	46	63.04%	48.27%	88	105	83.81%	3.188324	0.645815
May-06	56	77	72.73%	44.54%	108	136	79.41%	1.159155	-0.331064
Jun-06	57	84	67.86%	46.70%	114	136	83.82%	3.124493	0.647864
Jul-06	54	69	78.26%	41.25%	108	142	76.06%	-0.352031	-1.21402
Aug-06	55	78	70.51%	45.60%	89	114	78.07%	1.242965	-0.286367
Sep-06	40	67	59.70%	49.05%	74	102	72.55%	1.830708	0.04782
Oct-06	45	54	83.33%	37.27%	117	136	86.03%	0.483494	-0.712135
Nov-06	65	103	63.11%	48.25%	109	148	73.65%	1.864858	0.074284
Dec-06	49	75	65.33%	47.59%	87	144	60.42%	-0.706035	-1.429239

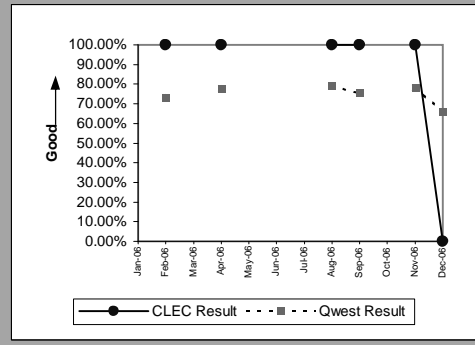


MR-5B - All Troubles Cleared within 4 Hours (Percent) - Interval Zone Two

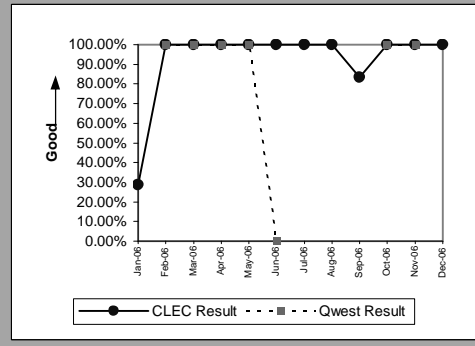
DS0(Parity)									
Date	CLEC Num	CLEC Denom	CLEC Result	CLEC Std Dev	Qwest Num	Qwest Denom	Qwest Result	Mod Z Scr	Parity Scr
Jan-06									
Feb-06									
Mar-06	2	2	100.00%	0.00%	89	107	83.18%	-0.630137	-1.383096
Apr-06									
May-06	2	2	100.00%	0.00%	108	131	82.44%	-0.647704	-1.393776
Jun-06									
Jul-06									
Aug-06									
Sep-06	0	1	0.00%	0.00%	83	106	78.30%	1.890759	-0.248902
Oct-06									
Nov-06	1	1	100.00%	0.00%	85	113	75.22%	-0.571421	-1.347399
Dec-06									



DS1(Parity)									
Date	CLEC Num	CLEC Denom	CLEC Result	CLEC Std Dev	Qwest Num	Qwest Denom	Qwest Result	Mod Z Scr	Parity Scr
Jan-06									
Feb-06	2	2	100.00%	0.00%	104	142	73.24%	-0.848893	-1.51609
Mar-06									
Apr-06	1	1	100.00%	0.00%	92	118	77.97%	-0.529371	-1.321835
May-06									
Jun-06									
Jul-06									
Aug-06	2	2	100.00%	0.00%	91	115	79.13%	-0.720039	-1.437753
Sep-06	1	1	100.00%	0.00%	89	118	75.42%	-0.568423	-1.345577
Oct-06									
Nov-06	1	1	100.00%	0.00%	103	132	78.03%	-0.528617	-1.321377
Dec-06	0	1	0.00%	0.00%	74	112	66.07%	1.389293	-0.419307

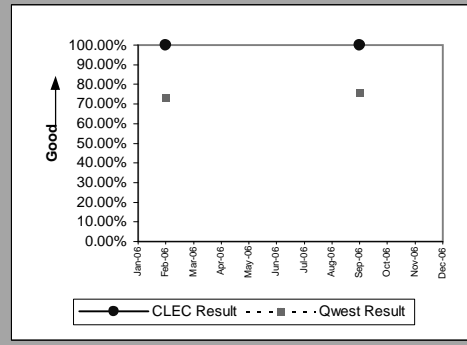


LIS Trunk(Parity)									
Date	CLEC Num	CLEC Denom	CLEC Result	CLEC Std Dev	Qwest Num	Qwest Denom	Qwest Result	Mod Z Scr	Parity Scr
Jan-06	2	7	28.57%	45.18%					
Feb-06	7	7	100.00%	0.00%	1	1	100.00%		
Mar-06	4	4	100.00%	0.00%	1	1	100.00%		
Apr-06	1	1	100.00%	0.00%	3	3	100.00%		
May-06	1	1	100.00%	0.00%	1	1	100.00%		
Jun-06	1	1	100.00%	0.00%	0	1	0.00%		
Jul-06	2	2	100.00%	0.00%					
Aug-06	2	2	100.00%	0.00%					
Sep-06	5	6	83.33%	37.27%					
Oct-06	3	3	100.00%	0.00%	1	1	100.00%		
Nov-06	2	2	100.00%	0.00%	1	1	100.00%		
Dec-06	1	1	100.00%	0.00%					

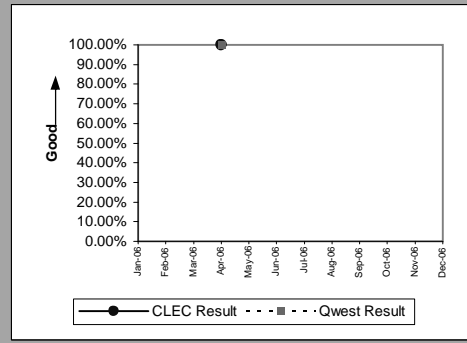


MR-5B - All Troubles Cleared within 4 Hours (Percent) - Interval Zone Two

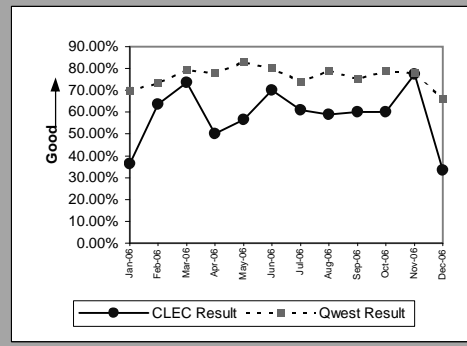
UDIT DS1(Parity)									
Date	CLEC Num	CLEC Denom	CLEC Result	CLEC Std Dev	Qwest Num	Qwest Denom	Qwest Result	Mod Z Scr	Parity Scr
Jan-06									
Feb-06	2	2	100.00%	0.00%	104	142	73.24%	-0.848893	-1.51609
Mar-06									
Apr-06									
May-06									
Jun-06									
Jul-06									
Aug-06									
Sep-06	3	3	100.00%	0.00%	89	118	75.42%	-0.976367	-1.593589
Oct-06									
Nov-06									
Dec-06									



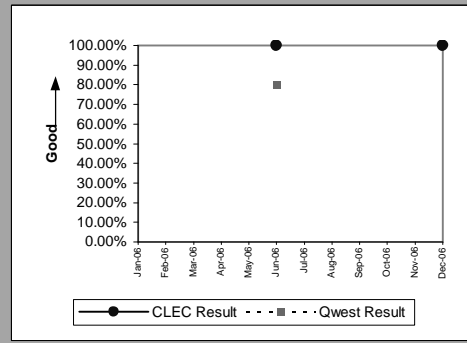
UDIT Above DS1 Level(Parity)									
Date	CLEC Num	CLEC Denom	CLEC Result	CLEC Std Dev	Qwest Num	Qwest Denom	Qwest Result	Mod Z Scr	Parity Scr
Jan-06									
Feb-06									
Mar-06									
Apr-06	1	1	100.00%	0.00%	1	1	100.00%		
May-06									
Jun-06									
Jul-06									
Aug-06									
Sep-06									
Oct-06									
Nov-06									
Dec-06									



Unbundled Loop - DS1 Capable(Parity)									
Date	CLEC Num	CLEC Denom	CLEC Result	CLEC Std Dev	Qwest Num	Qwest Denom	Qwest Result	Mod Z Scr	Parity Scr
Jan-06	4	11	36.36%	48.10%	99	141	70.21%	2.364332	0.329543
Feb-06	7	11	63.64%	48.10%	104	142	73.24%	0.693082	-0.590361
Mar-06	14	19	73.68%	44.03%	93	117	79.49%	0.581018	-0.652036
Apr-06	8	16	50.00%	50.00%	92	118	77.97%	2.532689	0.369034
May-06	13	23	56.52%	49.57%	111	134	82.84%	3.091962	0.609165
Jun-06	7	10	70.00%	45.83%	103	128	80.47%	0.804233	-0.533335
Jul-06	14	23	60.87%	48.80%	90	122	73.77%	1.290162	-0.255351
Aug-06	10	17	58.82%	49.22%	91	115	79.13%	1.923099	0.05735
Sep-06	3	5	60.00%	48.99%	89	118	75.42%	0.784605	-0.560862
Oct-06	9	15	60.00%	48.99%	82	104	78.85%	1.670808	-0.074846
Nov-06	17	22	77.27%	41.91%	103	132	78.03%	0.079455	-0.953511
Dec-06	3	9	33.33%	47.14%	74	112	66.07%	1.995728	0.138156

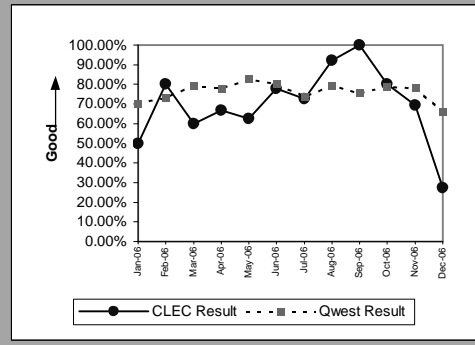


E911(Parity)									
Date	CLEC Num	CLEC Denom	CLEC Result	CLEC Std Dev	Qwest Num	Qwest Denom	Qwest Result	Mod Z Scr	Parity Scr
Jan-06									
Feb-06									
Mar-06									
Apr-06									
May-06									
Jun-06	1	1	100.00%	0.00%	4	5	80.00%	-0.456435	-1.277493
Jul-06									
Aug-06									
Sep-06									
Oct-06									
Nov-06									
Dec-06	3	3	100.00%	0.00%					



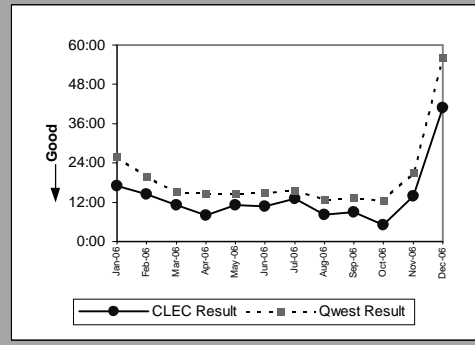
MR-5B - All Troubles Cleared within 4 Hours (Percent) - Interval Zone Two

Enhanced Extended Loops - DS1 Capable(Parity)									
Date	CLEC Num	CLEC Denom	CLEC Result	CLEC Std Dev	Qwest Num	Qwest Denom	Qwest Result	Mod Z Scr	Parity Scr
Jan-06	6	12	50.00%	50.00%	99	141	70.21%	1.469796	-0.157599
Feb-06	4	5	80.00%	40.00%	104	142	73.24%	-0.335609	-1.204036
Mar-06	3	5	60.00%	48.99%	93	117	79.49%	1.056783	-0.425626
Apr-06	6	9	66.67%	47.14%	92	118	77.97%	0.788349	-0.543646
May-06	5	8	62.50%	48.41%	111	134	82.84%	1.481816	-0.200484
Jun-06	7	9	77.78%	41.57%	103	128	80.47%	0.196832	-0.86842
Jul-06	8	11	72.73%	44.54%	90	122	73.77%	0.075334	-0.94471
Aug-06	12	13	92.31%	26.65%	93	117	79.49%	-1.086018	-1.660252
Sep-06	7	7	100.00%	0.00%	90	119	75.63%	-1.459537	-1.887335
Oct-06	12	15	80.00%	40.00%	82	104	78.85%	-0.102294	-1.062191
Nov-06	9	13	69.23%	46.15%	103	132	78.03%	0.731123	-0.56842
Dec-06	3	11	27.27%	44.54%	74	112	66.07%	2.593465	0.486814

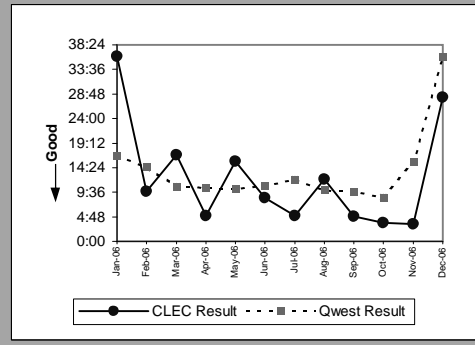


MR-6A - Mean Time to Restore (Hours:Minutes) - Dispatches within MSAs

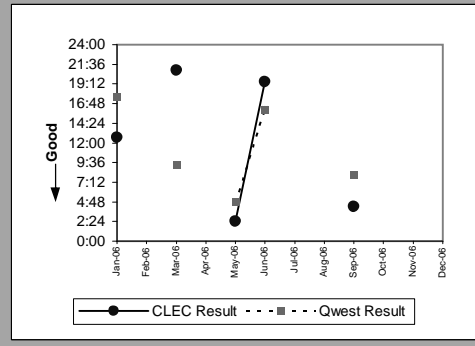
Residence(Parity)									
Date	CLEC Num	CLEC Denom	CLEC Result	CLEC Std Dev	Qwest Num	Qwest Denom	Qwest Result	Mod Z Scr	Parity Scr
Jan-06	950:10	56	16:58	11:23	410829:11	15,874	25:53	-2.255435	-2.371207
Feb-06	675:24	47	14:22	12:47	223371:10	11,340	19:42	-1.885461	-2.146279
Mar-06	423:57	38	11:09	8:37	146070:44	9,613	15:12	-1.894413	-2.151721
Apr-06	373:44	47	7:57	8:01	123531:08	8,413	14:41	-3.602639	-3.190249
May-06	633:16	57	11:07	14:12	150481:21	10,222	14:43	-1.863659	-2.133024
Jun-06	520:11	48	10:50	8:26	156581:45	10,528	14:52	-2.333453	-2.418639
Jul-06	501:10	38	13:11	9:12	167438:19	10,770	15:33	-0.934178	-1.56794
Aug-06	195:14	24	8:08	6:43	124012:33	9,600	12:55	-1.302327	-1.791758
Sep-06	222:33	25	8:54	8:58	115047:55	8,673	13:16	-1.628988	-1.990354
Oct-06	65:45	13	5:03	5:40	111313:05	8,905	12:30	-2.188472	-2.330497
Nov-06	237:30	17	13:58	12:04	305094:10	14,570	20:56	-1.389522	-1.844769
Dec-06	367:53	9	40:53	28:06	1203295:45	21,475	56:02	-0.596796	-1.362826



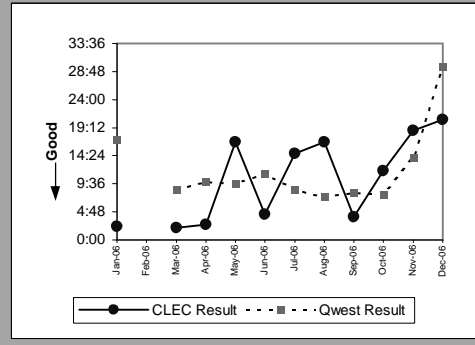
Business(Parity)									
Date	CLEC Num	CLEC Denom	CLEC Result	CLEC Std Dev	Qwest Num	Qwest Denom	Qwest Result	Mod Z Scr	Parity Scr
Jan-06	72:21	2	36:10	18:41	28294:33	1,689	16:45	1.385708	-0.116148
Feb-06	39:06	4	9:46	9:35	18072:28	1,245	14:31	-0.595238	-1.361879
Mar-06	67:31	4	16:53	8:22	12361:53	1,147	10:47	0.886556	-0.297676
Apr-06	34:44	7	4:58	5:35	10539:21	1,006	10:29	-1.100822	-1.669252
May-06	31:11	2	15:35	10:31	12511:31	1,227	10:12	0.596465	-0.377664
Jun-06	42:30	5	8:30	7:04	13853:34	1,278	10:50	-0.406466	-1.247114
Jul-06	15:05	3	5:02	3:49	14581:27	1,197	12:11	-0.637403	-1.387514
Aug-06	72:37	6	12:06	9:10	12533:31	1,252	10:01	0.40993	-0.605118
Sep-06	4:51	1	4:51	0:00	10678:07	1,090	9:48	-0.410601	-1.249627
Oct-06	3:38	1	3:38	0:00	10284:54	1,197	8:36	-0.489112	-1.297359
Nov-06	6:38	2	3:19	0:25	24606:36	1,585	15:31	-0.988083	-1.600712
Dec-06	28:08	1	28:08	0:00	64398:16	1,789	36:00	-0.149046	-1.090614



Centrex(Parity)									
Date	CLEC Num	CLEC Denom	CLEC Result	CLEC Std Dev	Qwest Num	Qwest Denom	Qwest Result	Mod Z Scr	Parity Scr
Jan-06	37:59	3	12:40	13:08	1290:05	73	17:40	-0.26641	-1.161966
Feb-06									
Mar-06	20:51	1	20:51	0:00	574:19	62	9:16	0.886906	-0.372495
Apr-06									
May-06	2:27	1	2:27	0:00	263:20	55	4:47	-0.492724	-1.299555
Jun-06	19:26	1	19:26	0:00	884:18	55	16:05	0.099057	-0.450412
Jul-06									
Aug-06									
Sep-06	8:26	2	4:13	3:29	373:55	46	8:08	-0.373716	-1.227203
Oct-06									
Nov-06									
Dec-06									

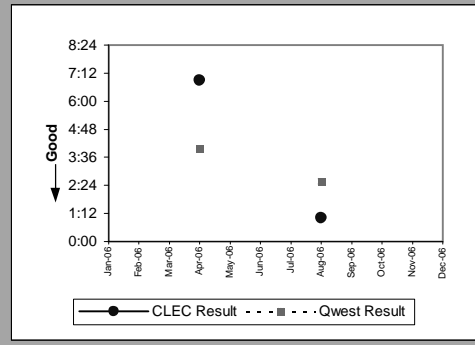


Centrex 21(Parity)									
Date	CLEC Num	CLEC Denom	CLEC Result	CLEC Std Dev	Qwest Num	Qwest Denom	Qwest Result	Mod Z Scr	Parity Scr
Jan-06	2:21	1	2:21	0:00	2092:00	122	17:09	-0.737586	-1.44842
Feb-06									
Mar-06	6:13	3	2:04	0:10	722:40	84	8:36	-1.074651	-1.653341
Apr-06	2:37	1	2:37	0:00	813:26	82	9:55	-0.565781	-1.34397
May-06	16:42	1	16:42	0:00	761:37	79	9:38	0.749145	-0.677685
Jun-06	13:08	3	4:23	2:33	1138:52	100	11:23	-0.995452	-1.605192
Jul-06	74:05	5	14:49	16:29	726:19	84	8:39	1.464406	-0.237886
Aug-06	50:17	3	16:46	6:07	492:02	67	7:21	2.094462	0.050509
Sep-06	3:56	1	3:56	0:00	567:29	70	8:06	-0.431847	-1.262544
Oct-06	35:33	3	11:51	7:28	488:07	63	7:45	0.939009	-0.443498
Nov-06	18:43	1	18:43	0:00	1186:44	85	13:58	0.332072	-0.822249
Dec-06	82:13	4	20:33	27:48	2641:55	89	29:41	-0.326397	-1.198436

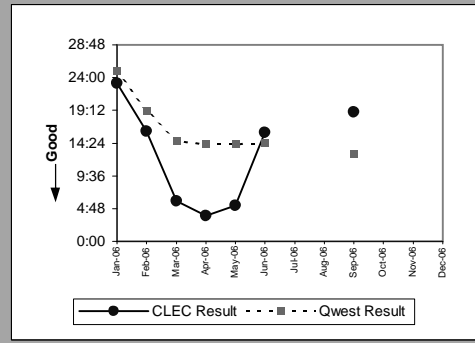


MR-6A - Mean Time to Restore (Hours:Minutes) - Dispatches within MSAs

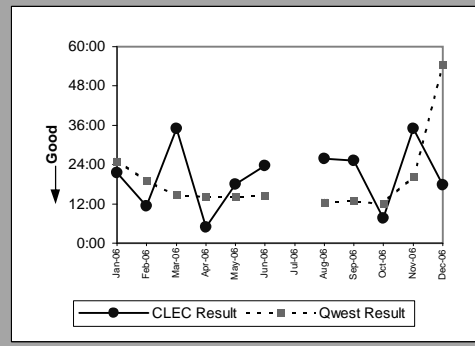
PBX(Parity)									
Date	CLEC Num	CLEC Denom	CLEC Result	CLEC Std Dev	Qwest Num	Qwest Denom	Qwest Result	Mod Z Scr	Parity Scr
Jan-06									
Feb-06									
Mar-06									
Apr-06	13:47	2	6:54	3:38	31:41	8	3:58	1.297054	-0.192305
May-06									
Jun-06									
Jul-06									
Aug-06	1:01	1	1:01	0:00	36:13	14	2:35	-0.643894	-1.39146
Sep-06									
Oct-06									
Nov-06									
Dec-06									



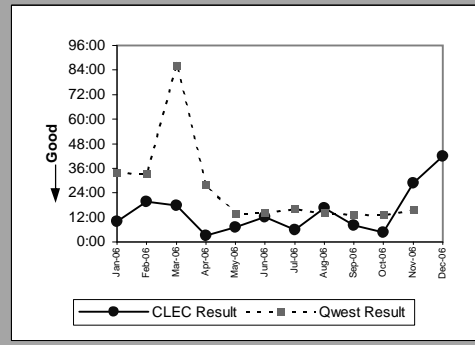
UNE - P (POTS)(Parity)									
Date	CLEC Num	CLEC Denom	CLEC Result	CLEC Std Dev	Qwest Num	Qwest Denom	Qwest Result	Mod Z Scr	Parity Scr
Jan-06	417:34	18	23:12	23:11	439123:44	17,563	25:00	-0.265194	-1.161226
Feb-06	128:55	8	16:07	18:25	241443:38	12,585	19:11	-0.454981	-1.276609
Mar-06	11:44	2	5:52	1:29	158432:37	10,760	14:43	-0.945076	-1.574565
Apr-06	15:06	4	3:46	4:14	134070:29	9,419	14:14	-1.622941	-1.986678
May-06	31:29	6	5:15	3:02	162992:52	11,449	14:14	-1.520908	-1.924646
Jun-06	47:54	3	15:58	8:54	170435:19	11,806	14:26	0.218681	-0.778819
Jul-06									
Aug-06									
Sep-06	18:59	1	18:59	0:00	125726:02	9,763	12:53	0.459898	-0.686421
Oct-06									
Nov-06									
Dec-06									



Line Sharing(Parity)									
Date	CLEC Num	CLEC Denom	CLEC Result	CLEC Std Dev	Qwest Num	Qwest Denom	Qwest Result	Mod Z Scr	Parity Scr
Jan-06	85:45	4	21:26	5:06	439123:44	17,563	25:00	-0.247079	-1.150213
Feb-06	33:59	3	11:20	14:44	241443:38	12,585	19:11	-0.713122	-1.433547
Mar-06	139:41	4	34:55	25:16	158432:37	10,760	14:43	3.047236	0.464517
Apr-06	4:51	1	4:51	0:00	134070:29	9,419	14:14	-0.728182	-1.442703
May-06	89:57	5	17:59	18:33	162992:52	11,449	14:14	0.579768	-0.499108
Jun-06	71:09	3	23:43	4:59	170435:19	11,806	14:26	1.326136	-0.022863
Jul-06									
Aug-06	77:23	3	25:48	4:15	136546:04	10,852	12:35	1.311254	0.117682
Sep-06	126:27	5	25:17	20:15	125726:02	9,763	12:53	2.090177	0.143441
Oct-06	7:41	1	7:41	0:00	121597:59	10,102	12:02	-0.360185	-1.218977
Nov-06	69:56	2	34:58	18:25	329700:46	16,155	20:25	1.007252	-0.26393
Dec-06	35:44	2	17:52	18:44	1267694:01	23,264	54:29	-0.692212	-1.420835



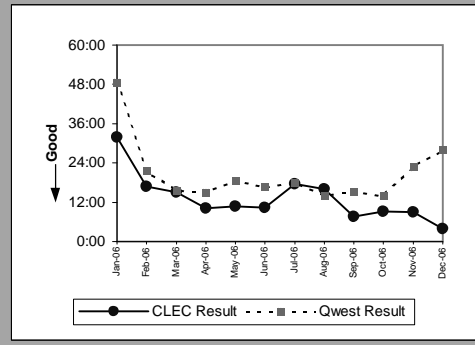
Line Splitting(Parity)									
Date	CLEC Num	CLEC Denom	CLEC Result	CLEC Std Dev	Qwest Num	Qwest Denom	Qwest Result	Mod Z Scr	Parity Scr
Jan-06	69:30	7	9:56	6:41	31466:13	929	33:52	-0.458428	-1.278704
Feb-06	175:55	9	19:33	23:48	32220:52	965	33:23	-0.304985	-1.185418
Mar-06	35:36	2	17:48	0:21	96150:29	1,113	86:23	-0.255201	-1.155151
Apr-06	12:39	4	3:10	0:23	35594:49	1,283	27:45	-0.484021	-1.294264
May-06	36:09	5	7:14	5:32	13816:06	1,005	13:45	-0.743834	-1.452219
Jun-06	49:10	4	12:17	10:05	8297:23	594	13:58	-0.1081	-1.06572
Jul-06	12:11	2	6:05	0:49	14893:07	911	16:21	-0.48756	-1.296416
Aug-06	66:46	4	16:41	8:36	18811:10	1,348	13:57	0.201192	-0.546799
Sep-06	48:25	6	8:04	6:54	16501:11	1,218	13:33	-0.618316	-1.37591
Oct-06	9:40	2	4:50	1:14	17428:08	1,341	13:00	-0.419858	-1.255255
Nov-06	143:54	5	28:47	14:33	19538:23	1,246	15:41	1.054632	-0.297676
Dec-06	208:53	5	41:47	48:24					



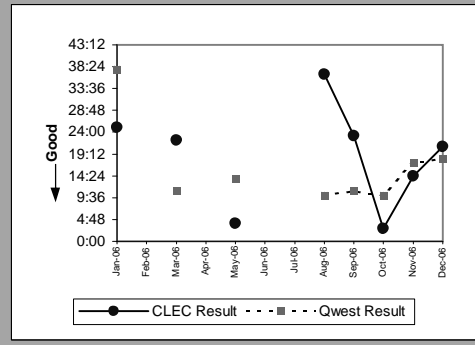


MR-6B - Mean Time to Restore (Hours:Minutes) - Dispatches outside MSAs

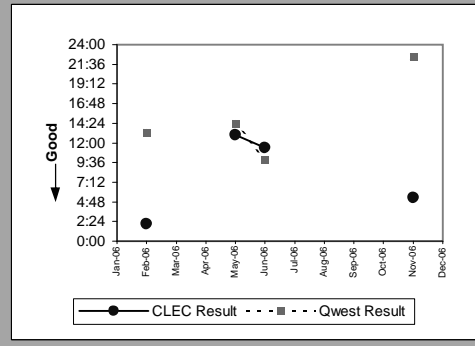
Residence(Parity)									
Date	CLEC Num	CLEC Denom	CLEC Result	CLEC Std Dev	Qwest Num	Qwest Denom	Qwest Result	Mod Z Scr	Parity Scr
Jan-06	574:28	18	31:55	59:18	231933:56	4,771	48:37	-0.876528	-1.532891
Feb-06	218:49	13	16:50	10:29	65967:31	3,072	21:28	-0.74612	-1.453609
Mar-06	180:53	12	15:04	18:49	38691:12	2,480	15:36	-0.117443	-1.0714
Apr-06	111:36	11	10:09	8:57	37908:37	2,515	15:04	-1.216406	-1.739522
May-06	128:57	12	10:45	9:58	61037:18	3,295	18:31	-1.49846	-1.910999
Jun-06	94:01	9	10:27	8:52	49225:14	2,948	16:42	-1.257561	-1.764543
Jul-06	87:43	5	17:33	18:50	45606:48	2,538	17:58	-0.042278	-1.025704
Aug-06	95:35	6	15:56	8:45	40068:55	2,848	14:04	0.336076	-0.652857
Sep-06	30:19	4	7:35	8:12	35732:00	2,335	15:18	-0.983099	-1.597682
Oct-06	36:47	4	9:12	9:03	33704:18	2,444	13:47	-0.595567	-1.362079
Nov-06	35:50	4	8:57	7:05	92459:24	4,041	22:53	-1.254115	-1.762447
Dec-06	7:39	2	3:49	1:16	114181:39	4,088	27:56	-1.214424	-1.738317



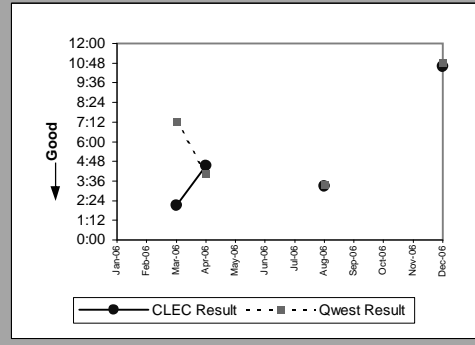
Business(Parity)									
Date	CLEC Num	CLEC Denom	CLEC Result	CLEC Std Dev	Qwest Num	Qwest Denom	Qwest Result	Mod Z Scr	Parity Scr
Jan-06	100:30	4	25:07	45:47	18205:39	481	37:51	-0.402179	-1.244508
Feb-06									
Mar-06	22:17	1	22:17	0:00	2876:37	259	11:06	0.818887	-0.334958
Apr-06									
May-06	11:48	3	3:56	1:07	4870:03	353	13:48	-1.03365	-1.628415
Jun-06									
Jul-06									
Aug-06	36:43	1	36:43	0:00	3360:26	333	10:05	1.500505	0.134627
Sep-06	23:15	1	23:15	0:00	3458:41	311	11:07	0.974385	-0.356708
Oct-06	2:49	1	2:49	0:00	2573:36	254	10:08	-0.602229	-1.366129
Nov-06	42:52	3	14:17	10:13	6655:12	385	17:17	-0.263035	-1.159914
Dec-06	104:10	5	20:50	26:44	6747:39	371	18:11	0.268193	-0.689897



Centrex 21(Parity)									
Date	CLEC Num	CLEC Denom	CLEC Result	CLEC Std Dev	Qwest Num	Qwest Denom	Qwest Result	Mod Z Scr	Parity Scr
Jan-06									
Feb-06	2:08	1	2:08	0:00	119:37	9	13:17	-0.634556	-1.385783
Mar-06									
Apr-06									
May-06	26:00	2	13:00	15:29	317:04	22	14:25	-0.113091	-1.068754
Jun-06	34:21	3	11:27	10:21	118:43	12	9:54	0.296544	-0.827015
Jul-06									
Aug-06									
Sep-06									
Oct-06									
Nov-06	5:21	1	5:21	0:00	315:23	14	22:32	-1.016093	-1.617741
Dec-06									

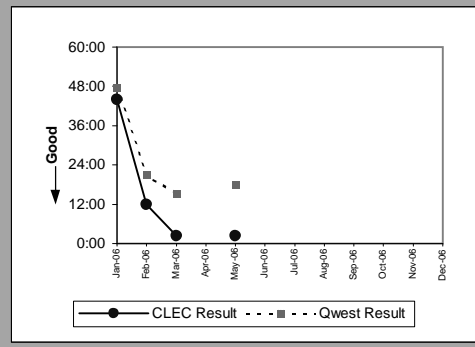


PBX(Parity)									
Date	CLEC Num	CLEC Denom	CLEC Result	CLEC Std Dev	Qwest Num	Qwest Denom	Qwest Result	Mod Z Scr	Parity Scr
Jan-06									
Feb-06									
Mar-06	2:07	1	2:07	0:00	50:40	7	7:14	-0.602768	-1.366457
Apr-06	13:33	3	4:31	1:08	36:08	9	4:01	0.142719	-0.631107
May-06									
Jun-06									
Jul-06									
Aug-06	6:34	2	3:17	0:08	43:52	13	3:22	-0.048675	-1.029592
Sep-06									
Oct-06									
Nov-06									
Dec-06	31:45	3	10:35	7:53	64:56	6	10:49	-0.04949	-1.030088

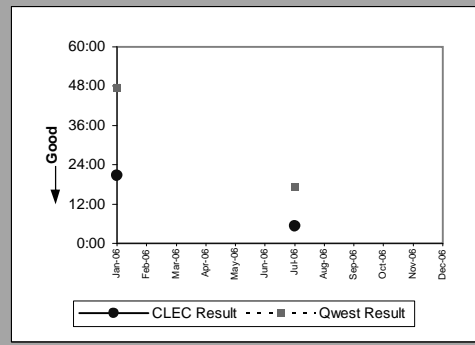


MR-6B - Mean Time to Restore (Hours:Minutes) - Dispatches outside MSAs

UNE - P (POTS)(Parity)									
Date	CLEC Num	CLEC Denom	CLEC Result	CLEC Std Dev	Qwest Num	Qwest Denom	Qwest Result	Mod Z Scr	Parity Scr
Jan-06	351:35	8	43:57	64:31	250139:35	5,252	47:38	-0.131181	-1.079753
Feb-06	47:47	4	11:57	8:37	70155:47	3,354	20:55	-0.814353	-1.495091
Mar-06	4:48	2	2:24	1:02	41567:49	2,739	15:11	-1.172013	-1.712533
Apr-06									
May-06	2:23	1	2:23	0:00	65907:21	3,648	18:04	-0.877863	-1.533703
Jun-06									
Jul-06									
Aug-06									
Sep-06									
Oct-06									
Nov-06									
Dec-06									

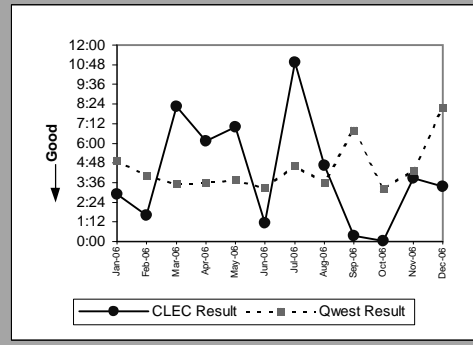


Line Sharing(Parity)									
Date	CLEC Num	CLEC Denom	CLEC Result	CLEC Std Dev	Qwest Num	Qwest Denom	Qwest Result	Mod Z Scr	Parity Scr
Jan-06	20:43	1	20:43	0:00	250139:35	5,252	47:38	-0.339426	-1.206356
Feb-06									
Mar-06									
Apr-06									
May-06									
Jun-06									
Jul-06	5:12	1	5:12	0:00	49466:06	2,828	17:29	-0.559381	-1.340079
Aug-06									
Sep-06									
Oct-06									
Nov-06									
Dec-06									

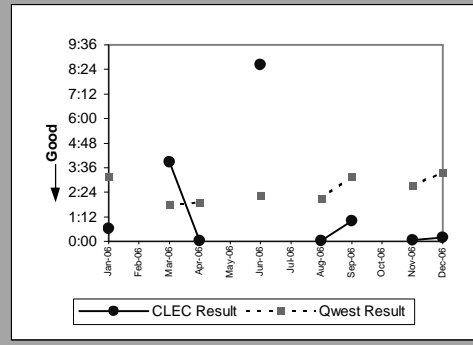


MR-6C - Mean Time to Restore (Hours:Minutes) - No dispatches

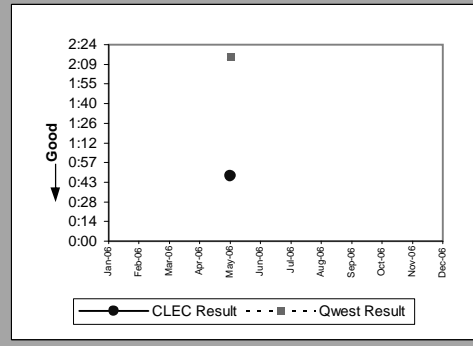
Residence(Parity)									
Date	CLEC Num	CLEC Denom	CLEC Result	CLEC Std Dev	Qwest Num	Qwest Denom	Qwest Result	Mod Z Scr	Parity Scr
Jan-06	8:41	3	2:54	2:50	9224:39	1,858	4:58	-0.438028	-1.266302
Feb-06	6:26	4	1:36	2:30	7072:00	1,763	4:01	-0.696572	-1.423486
Mar-06	49:37	6	8:16	11:10	6707:31	1,905	3:31	1.934968	0.057357
Apr-06	18:28	3	6:09	9:20	5154:25	1,439	3:35	0.716971	-0.542765
May-06	56:02	8	7:00	10:05	6455:15	1,718	3:45	1.220492	-0.165759
Jun-06	4:28	4	1:07	1:46	5875:02	1,778	3:18	-0.725266	-1.440931
Jul-06	21:55	2	10:57	15:26	8049:12	1,745	4:37	1.209162	-0.25108
Aug-06	18:37	4	4:39	8:22	5625:08	1,564	3:36	0.325067	-0.72582
Sep-06	0:42	2	0:21	0:24	9472:22	1,392	6:48	-0.096545	-1.058695
Oct-06	0:03	1	0:03	0:00	4617:29	1,436	3:13	-0.544236	-1.330872
Nov-06	11:39	3	3:53	5:59	6335:51	1,459	4:21	-0.086288	-1.05246
Dec-06	3:21	1	3:21	0:00	15125:57	1,852	8:10	-0.260139	-1.158153



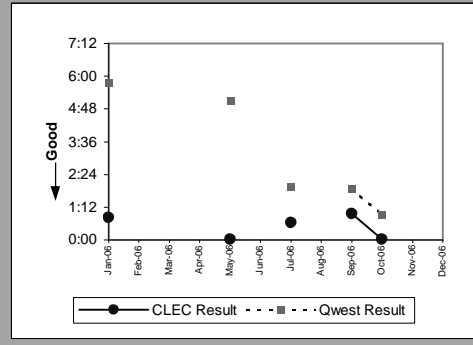
Business(Parity)									
Date	CLEC Num	CLEC Denom	CLEC Result	CLEC Std Dev	Qwest Num	Qwest Denom	Qwest Result	Mod Z Scr	Parity Scr
Jan-06	0:38	1	0:38	0:00	1541:29	487	3:10	-0.394565	-1.239878
Feb-06									
Mar-06	7:47	2	3:53	1:34	731:45	408	1:48	0.823586	-0.260749
Apr-06	0:01	1	0:01	0:00	619:17	323	1:55	-0.453684	-1.275821
May-06									
Jun-06	17:17	2	8:38	12:12	850:27	375	2:16	1.468856	-0.13752
Jul-06									
Aug-06	0:03	3	0:01	0:01	667:26	318	2:06	-0.836939	-1.508823
Sep-06	1:00	1	1:00	0:00	931:24	295	3:09	-0.274827	-1.167083
Oct-06									
Nov-06	0:04	1	0:04	0:00	928:00	342	2:43	-0.412262	-1.250637
Dec-06	0:44	4	0:11	0:15	1256:29	373	3:22	-0.696822	-1.423638



Centrex(Parity)									
Date	CLEC Num	CLEC Denom	CLEC Result	CLEC Std Dev	Qwest Num	Qwest Denom	Qwest Result	Mod Z Scr	Parity Scr
Jan-06									
Feb-06									
Mar-06									
Apr-06									
May-06	0:48	1	0:48	0:00	78:48	35	2:15	-0.49592	-1.301498
Jun-06									
Jul-06									
Aug-06									
Sep-06									
Oct-06									
Nov-06									
Dec-06									

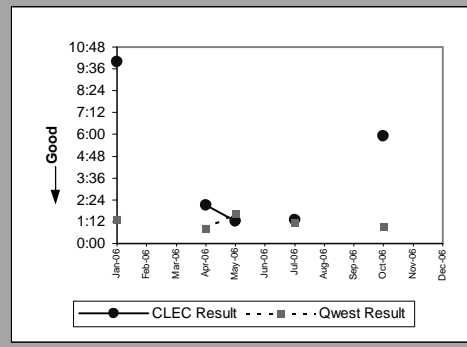


Centrex 21(Parity)									
Date	CLEC Num	CLEC Denom	CLEC Result	CLEC Std Dev	Qwest Num	Qwest Denom	Qwest Result	Mod Z Scr	Parity Scr
Jan-06	0:49	1	0:49	0:00	288:39	50	5:46	-0.2116	-1.128644
Feb-06									
Mar-06									
Apr-06									
May-06	0:02	1	0:02	0:00	148:34	29	5:07	-0.28155	-1.17117
Jun-06									
Jul-06	0:38	1	0:38	0:00	52:47	27	1:57	-0.321938	-1.195725
Aug-06									
Sep-06	0:58	1	0:58	0:00	39:29	21	1:53	-0.203785	-1.123892
Oct-06	0:06	4	0:01	0:01	14:43	16	0:55	-1.784953	-2.085174
Nov-06									
Dec-06									

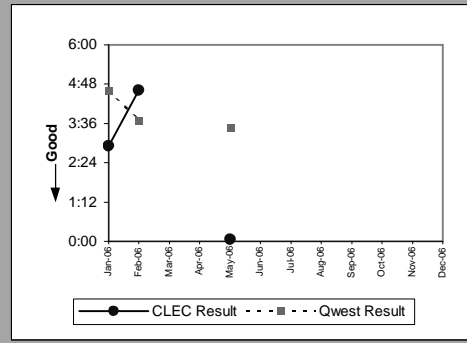


MR-6C - Mean Time to Restore (Hours:Minutes) - No dispatches

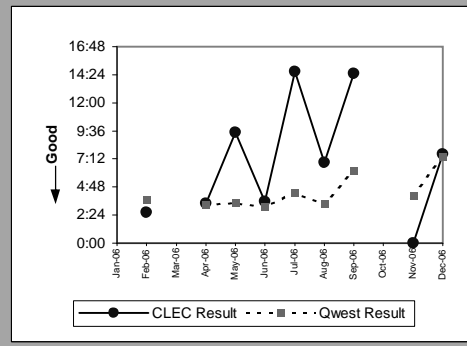
PBX(Parity)									
Date	CLEC Num	CLEC Denom	CLEC Result	CLEC Std Dev	Qwest Num	Qwest Denom	Qwest Result	Mod Z Scr	Parity Scr
Jan-06	20:00	2	10:00	14:01	45:20	34	1:20	7.991758	-0.011606
Feb-06									
Mar-06									
Apr-06	4:14	2	2:07	1:29	16:14	19	0:51	2.153312	0.030729
May-06	1:13	1	1:13	0:00	38:08	23	1:39	-0.124037	-1.075409
Jun-06									
Jul-06	1:19	1	1:19	0:00	30:28	26	1:10	0.117849	-0.735905
Aug-06									
Sep-06									
Oct-06	11:50	2	5:55	3:59	39:15	41	0:57	8.746763	0.878728
Nov-06									
Dec-06									



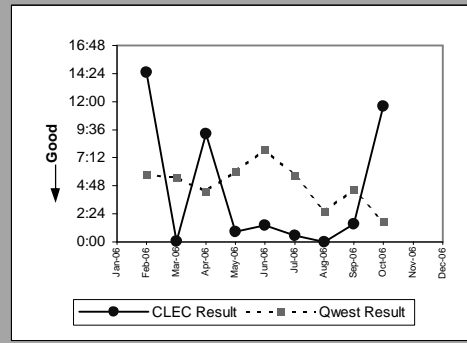
UNE - P (POTS)(Parity)									
Date	CLEC Num	CLEC Denom	CLEC Result	CLEC Std Dev	Qwest Num	Qwest Denom	Qwest Result	Mod Z Scr	Parity Scr
Jan-06	11:39	4	2:55	2:16	10766:08	2,345	4:35	-0.425778	-1.258855
Feb-06	13:51	3	4:37	7:50	7973:30	2,151	3:42	0.234204	-0.72582
Mar-06									
Apr-06									
May-06	0:04	1	0:04	0:00	7269:45	2,105	3:27	-0.477077	-1.290042
Jun-06									
Jul-06									
Aug-06									
Sep-06									
Oct-06									
Nov-06									
Dec-06									



Line Sharing(Parity)									
Date	CLEC Num	CLEC Denom	CLEC Result	CLEC Std Dev	Qwest Num	Qwest Denom	Qwest Result	Mod Z Scr	Parity Scr
Jan-06									
Feb-06	2:39	1	2:39	0:00	7973:30	2,151	3:42	-0.157153	-1.095542
Mar-06									
Apr-06	10:10	3	3:23	2:59	5773:42	1,762	3:17	0.032739	-0.767382
May-06	75:55	8	9:29	9:19	7269:45	2,105	3:27	2.400832	0.213113
Jun-06	10:40	3	3:33	3:32	6725:29	2,153	3:07	0.123452	-0.74092
Jul-06	14:40	1	14:40	0:00	9027:53	2,078	4:21	1.367736	-0.22775
Aug-06	20:46	3	6:55	8:45	6292:34	1,882	3:21	0.998126	-0.377664
Sep-06	43:32	3	14:31	11:45	10403:46	1,687	6:10	0.168107	0.414319
Oct-06									
Nov-06	0:00	1	0:00	0:00	7263:51	1,801	4:02	-0.459827	-1.279555
Dec-06	22:55	3	7:38	11:11	16382:26	2,225	7:22	0.027476	-0.730872

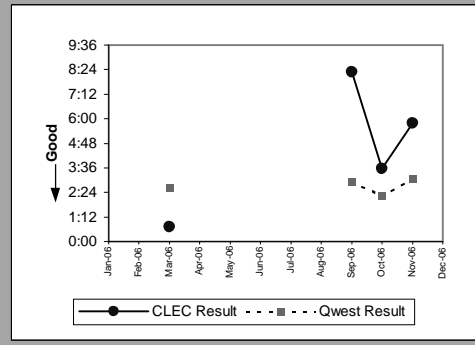


Line Splitting(Parity)									
Date	CLEC Num	CLEC Denom	CLEC Result	CLEC Std Dev	Qwest Num	Qwest Denom	Qwest Result	Mod Z Scr	Parity Scr
Jan-06									
Feb-06	14:31	1	14:31	0:00	51618:11	8,948	5:46	0.306922	-0.247815
Mar-06	0:03	1	0:03	0:00	24568:52	4,422	5:33	-0.242669	-1.147532
Apr-06	27:49	3	9:16	7:24	13271:15	3,054	4:21	0.561492	-0.241218
May-06	1:47	2	0:53	1:13	27620:39	4,591	6:01	-0.102981	-1.062608
Jun-06	2:51	2	1:25	2:00	41479:52	5,268	7:52	-0.188031	-1.114315
Jul-06	1:06	2	0:33	0:10	29011:15	5,108	5:41	-0.338639	-1.205878
Aug-06	0:01	1	0:01	0:00	13852:08	5,253	2:38	-0.193932	-1.117903
Sep-06	1:31	1	1:31	0:00	27601:39	6,214	4:27	-0.281754	-1.171294
Oct-06	11:37	1	11:37	0:00	9641:39	5,635	1:43	0.653054	0.078748
Nov-06									
Dec-06									

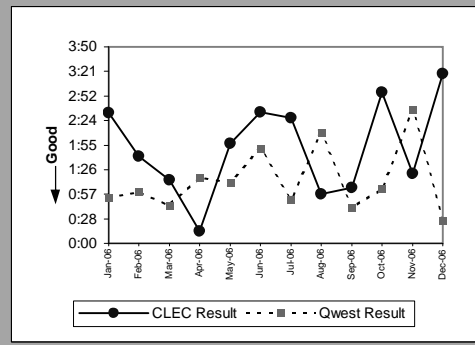


MR-6D - Mean Time to Restore (Hours:Minutes) - Interval Zone One

DS1(Parity)									
Date	CLEC Num	CLEC Denom	CLEC Result	CLEC Std Dev	Qwest Num	Qwest Denom	Qwest Result	Mod Z Scr	Parity Scr
Jan-06									
Feb-06									
Mar-06	2:11	3	0:44	0:38	377:18	143	2:38	-1.168099	-1.710154
Apr-06									
May-06									
Jun-06									
Jul-06									
Aug-06									
Sep-06	8:17	1	8:17	0:00	294:33	100	2:57	1.69372	-0.069785
Oct-06	7:07	2	3:34	3:23	302:09	136	2:13	0.746879	-0.395413
Nov-06	11:36	2	5:48	7:21	453:18	148	3:04	1.188858	-0.315203
Dec-06									

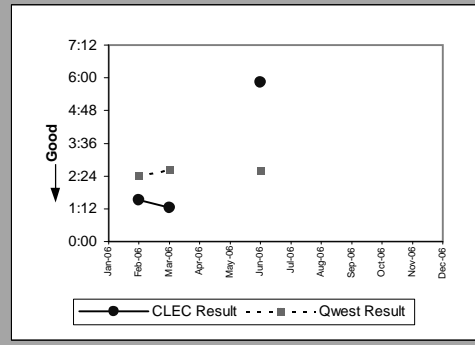


LIS Trunk(Parity)									
Date	CLEC Num	CLEC Denom	CLEC Result	CLEC Std Dev	Qwest Num	Qwest Denom	Qwest Result	Mod Z Scr	Parity Scr
Jan-06	28:06	11	2:33	2:02	2:40	3	0:53	4.803512	-0.466277
Feb-06	17:02	10	1:42	1:03	3:04	3	1:01	0.671062	-0.586105
Mar-06	6:11	5	1:14	1:06	2:55	4	0:44	1.264684	-0.53054
Apr-06	0:28	2	0:14	0:06	3:50	3	1:17	-1.068672	-1.649707
May-06	9:45	5	1:57	0:44	4:43	4	1:11	0.770115	-0.588024
Jun-06	10:14	4	2:34	2:33	3:42	2	1:51	0.510313	-0.849121
Jul-06	14:45	6	2:27	0:53	0:52	1	0:52		
Aug-06	2:53	3	0:58	0:48	8:38	4	2:10	-1.263957	-1.768431
Sep-06	3:14	3	1:05	0:52	0:41	1	0:41		
Oct-06	11:47	4	2:57	1:54	7:30	7	1:04	3.414239	0.011982
Nov-06	4:06	3	1:22	1:09	7:52	3	2:37	-1.271028	-1.77273
Dec-06	9:58	3	3:19	4:07	0:27	1	0:27		

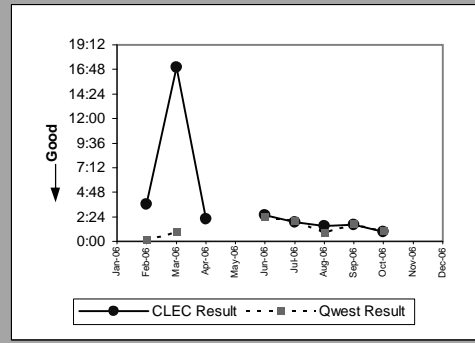


MR-6D - Mean Time to Restore (Hours:Minutes) - Interval Zone One

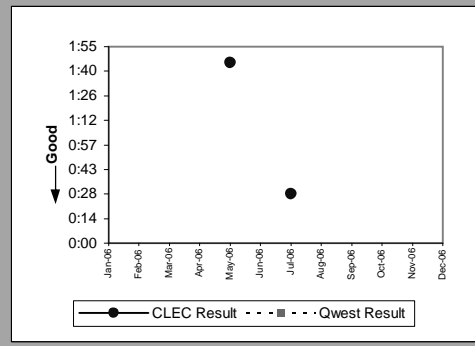
UDIT DS1(Parity)									
Date	CLEC Num	CLEC Denom	CLEC Result	CLEC Std Dev	Qwest Num	Qwest Denom	Qwest Result	Mod Z Scr	Parity Scr
Jan-06									
Feb-06	3:02	2	1:31	0:47	328:29	136	2:25	-0.483918	-1.294201
Mar-06	2:31	2	1:15	0:06	377:18	143	2:38	-0.691286	-1.420272
Apr-06									
May-06									
Jun-06	5:51	1	5:51	0:00	354:02	136	2:36	1.153625	-0.217395
Jul-06									
Aug-06									
Sep-06									
Oct-06									
Nov-06									
Dec-06									



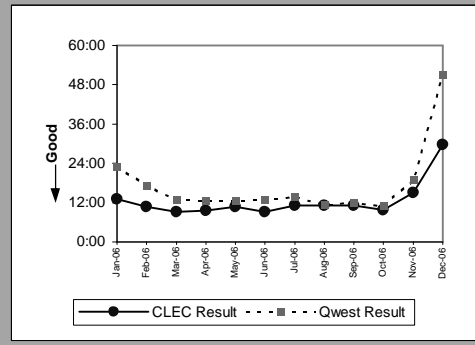
UDIT Above DS1 Level(Parity)									
Date	CLEC Num	CLEC Denom	CLEC Result	CLEC Std Dev	Qwest Num	Qwest Denom	Qwest Result	Mod Z Scr	Parity Scr
Jan-06									
Feb-06	7:12	2	3:36	2:57	0:13	2	0:06	32.91978	1.261001
Mar-06	33:58	2	16:59	19:58	4:51	5	0:58	25.245428	-0.13752
Apr-06	19:39	9	2:11	1:34					
May-06									
Jun-06	2:34	1	2:34	0:00	9:23	4	2:21	0.083508	-1.024389
Jul-06	1:52	1	1:52	0:00	6:11	3	2:04	-0.049148	-1.02988
Aug-06	1:31	1	1:31	0:00	2:36	3	0:52	0.889133	-0.96493
Sep-06	1:39	1	1:39	0:00	11:54	7	1:42	-0.089478	-1.054399
Oct-06	1:54	2	0:57	0:47	4:54	5	0:59	-0.023334	-1.014186
Nov-06									
Dec-06									



Dark Fiber - IOF(Parity)									
Date	CLEC Num	CLEC Denom	CLEC Result	CLEC Std Dev	Qwest Num	Qwest Denom	Qwest Result	Mod Z Scr	Parity Scr
Jan-06									
Feb-06									
Mar-06									
Apr-06									
May-06	3:33	2	1:46	1:03					
Jun-06									
Jul-06	0:29	1	0:29	0:00					
Aug-06									
Sep-06									
Oct-06									
Nov-06									
Dec-06									

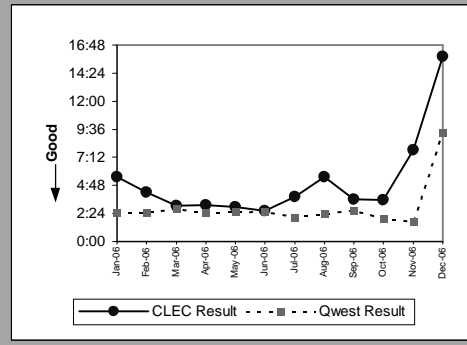


Unbundled Loop Analog(Parity)									
Date	CLEC Num	CLEC Denom	CLEC Result	CLEC Std Dev	Qwest Num	Qwest Denom	Qwest Result	Mod Z Scr	Parity Scr
Jan-06	4260:01	324	13:09	13:23	448385:23	19,567	22:55	-6.196334	-4.767103
Feb-06	2341:27	218	10:44	11:02	247608:36	14,416	17:11	-5.037696	-4.062702
Mar-06	1796:57	197	9:07	8:13	164944:52	12,766	12:55	-4.049118	-3.461689
Apr-06	1723:13	179	9:38	9:32	138801:37	10,909	12:43	-3.225432	-2.960923
May-06	2053:58	191	10:45	9:01	168985:37	13,252	12:45	-1.93573	-2.17684
Jun-06	1981:29	215	9:13	8:31	176146:24	13,658	12:54	-4.428548	-3.692366
Jul-06	2210:54	198	11:10	15:02	189974:41	13,736	13:50	-2.384781	-2.449844
Aug-06	1902:13	171	11:07	8:59	141784:05	12,444	11:24	-0.209411	-1.127313
Sep-06	1939:56	175	11:05	12:50	134749:55	11,169	12:04	-0.360578	-1.219216
Oct-06	2312:42	235	9:50	9:04	125742:58	11,584	10:51	-1.297942	-1.789093
Nov-06	4105:57	272	15:06	12:33	335720:38	17,687	18:59	-3.143503	-2.911114
Dec-06	5879:55	198	29:42	34:05	1282414:40	25,167	50:57	-4.072662	-3.476002

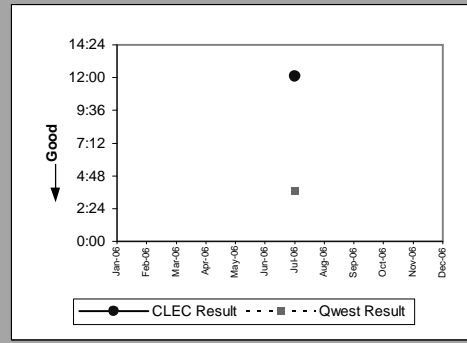


MR-6D - Mean Time to Restore (Hours:Minutes) - Interval Zone One

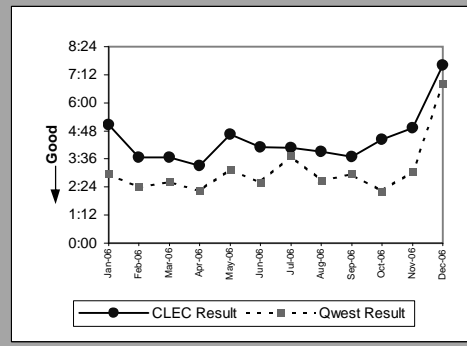
Unbundled Loop - 2 Wire Non-Loaded(Parity)									
Date	CLEC Num	CLEC Denom	CLEC Result	CLEC Std Dev	Qwest Num	Qwest Denom	Qwest Result	Mod Z Scr	Parity Scr
Jan-06	346:56	63	5:30	15:38	141:23	57	2:29	4.010768	-0.382789
Feb-06	252:29	60	4:12	6:05	98:11	40	2:27	3.66693	0.018124
Mar-06	129:22	42	3:05	2:11	103:17	37	2:47	0.264739	-0.853831
Apr-06	123:48	40	3:06	3:33	83:57	34	2:28	0.593017	-0.707131
May-06	145:21	49	2:58	2:31	130:43	52	2:31	0.864722	-0.554808
Jun-06	107:35	41	2:37	2:19	79:51	31	2:35	0.077198	-0.975611
Jul-06	240:47	63	3:49	6:43	71:06	34	2:05	2.114887	-0.44581
Aug-06	383:00	69	5:33	12:20	139:56	59	2:22	5.771041	0.392445
Sep-06	184:28	51	3:37	4:46	82:33	31	2:40	2.097891	-0.260749
Oct-06	157:18	44	3:34	2:39	76:28	39	1:58	3.576365	0.670532
Nov-06	586:23	75	7:49	14:47	33:48	20	1:41	22.283922	1.261001
Dec-06	647:32	41	15:48	28:47	400:13	43	9:18	1.831509	-0.26393



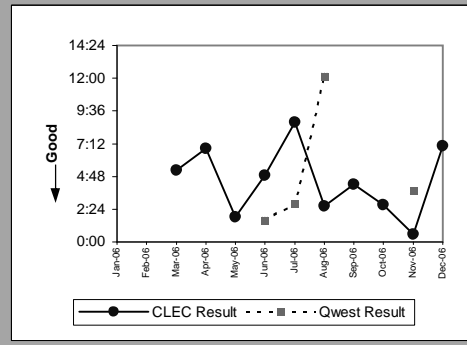
Unbundled Loop - 4 Wire Non-Loaded(Parity)									
Date	CLEC Num	CLEC Denom	CLEC Result	CLEC Std Dev	Qwest Num	Qwest Denom	Qwest Result	Mod Z Scr	Parity Scr
Jan-06									
Feb-06									
Mar-06									
Apr-06									
May-06									
Jun-06									
Jul-06	12:07	1	12:07	0:00	528:42	142	3:43	0.988616	0.078748
Aug-06									
Sep-06									
Oct-06									
Nov-06									
Dec-06									



Unbundled Loop - DS1 Capable(Parity)									
Date	CLEC Num	CLEC Denom	CLEC Result	CLEC Std Dev	Qwest Num	Qwest Denom	Qwest Result	Mod Z Scr	Parity Scr
Jan-06	702:41	139	5:03	7:14	402:06	136	2:57	5.434637	2.304024
Feb-06	407:08	111	3:40	3:31	328:29	136	2:25	3.755902	1.283426
Mar-06	289:18	79	3:40	4:10	377:18	143	2:38	2.604103	0.213113
Apr-06	261:19	79	3:18	2:55	235:14	105	2:14	2.635278	0.438194
May-06	432:32	93	4:39	4:41	428:59	136	3:09	1.931702	-0.102783
Jun-06	385:56	94	4:06	3:24	354:02	136	2:36	3.994646	1.261001
Jul-06	355:31	87	4:05	3:29	528:42	142	3:43	0.315279	-0.804677
Aug-06	285:24	73	3:55	3:30	300:14	112	2:41	2.53583	0.288912
Sep-06	325:40	88	3:42	2:37	294:33	100	2:57	1.647764	-0.09823
Oct-06	362:54	82	4:26	3:41	302:09	136	2:13	6.273836	1.261001
Nov-06	617:03	125	4:56	4:01	453:18	148	3:04	4.76872	1.899176
Dec-06	1042:02	137	7:36	11:23	979:16	144	6:48	0.600596	-0.634864

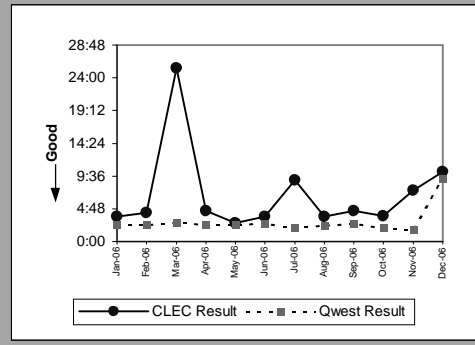


Unbundled Loop - XDSL(Parity)									
Date	CLEC Num	CLEC Denom	CLEC Result	CLEC Std Dev	Qwest Num	Qwest Denom	Qwest Result	Mod Z Scr	Parity Scr
Jan-06									
Feb-06									
Mar-06	10:31	2	5:16	1:58					
Apr-06	20:35	3	6:52	4:44					
May-06	3:37	2	1:49	1:17					
Jun-06	24:20	5	4:52	2:20	4:45	3	1:35	7.536891	-0.059835
Jul-06	34:59	4	8:45	6:29	2:48	1	2:48		
Aug-06	7:52	3	2:37	1:50	12:08	1	12:08		
Sep-06	16:47	4	4:12	6:22					
Oct-06	8:09	3	2:43	2:32					
Nov-06	0:34	1	0:34	0:00	3:45	1	3:45		
Dec-06	42:12	6	7:02	10:18					

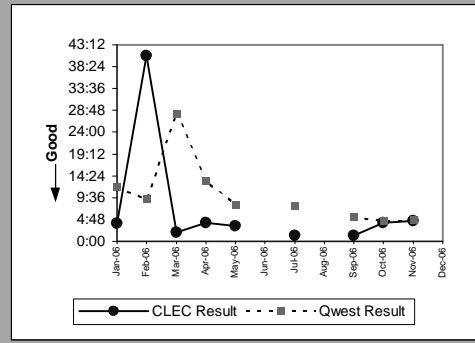


MR-6D - Mean Time to Restore (Hours:Minutes) - Interval Zone One

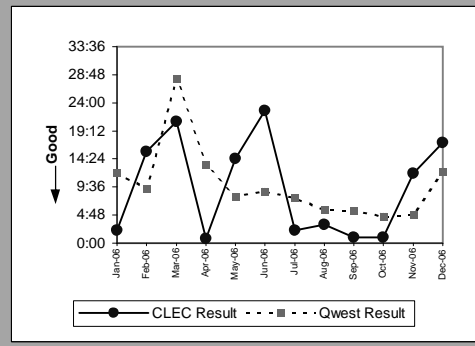
Unbundled Loop ISDN Capable(Parity)									
Date	CLEC Num	CLEC Denom	CLEC Result	CLEC Std Dev	Qwest Num	Qwest Denom	Qwest Result	Mod Z Scr	Parity Scr
Jan-06	76:40	21	3:39	3:02	141:23	57	2:29	1.110715	-0.461782
Feb-06	50:21	12	4:12	5:19	98:11	40	2:27	2.258283	-0.011606
Mar-06	228:29	9	25:23	56:12	103:17	37	2:47	12.568922	0.335855
Apr-06	31:28	7	4:30	2:42	83:57	34	2:28	1.078903	-0.457257
May-06	33:10	12	2:46	1:27	130:43	52	2:31	0.2971	-0.79341
Jun-06	33:08	9	3:41	3:10	79:51	31	2:35	1.113693	-0.417502
Jul-06	126:43	14	9:03	17:59	71:06	34	2:05	5.699202	-0.184879
Aug-06	22:08	6	3:41	4:04	139:56	59	2:22	0.98946	-0.461782
Sep-06	35:50	8	4:29	5:25	82:33	31	2:40	2.293545	-0.188607
Oct-06	33:38	9	3:44	1:31	76:28	39	1:58	2.340434	-0.033794
Nov-06	113:05	15	7:32	7:04	33:48	20	1:41	15.669585	1.261001
Dec-06	163:55	16	10:15	13:47	400:13	43	9:18	0.197307	-0.830186



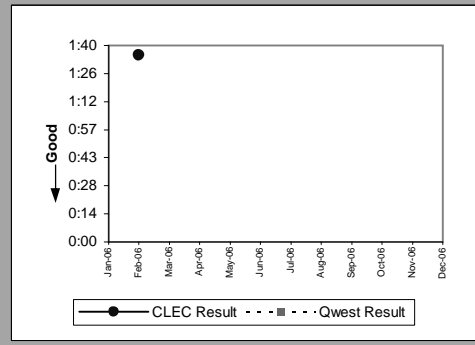
Unbundled Loop - ADSL Qualified(Parity)									
Date	CLEC Num	CLEC Denom	CLEC Result	CLEC Std Dev	Qwest Num	Qwest Denom	Qwest Result	Mod Z Scr	Parity Scr
Jan-06	3:57	1	3:57	0:00	46984:28	3,911	12:01	-0.098294	-1.059758
Feb-06	40:48	1	40:48	0:00	61788:05	6,609	9:21	0.523984	-0.059835
Mar-06	1:56	1	1:56	0:00	105827:57	3,759	28:09	-0.124663	-1.07579
Apr-06	4:01	1	4:01	0:00	43283:37	3,240	13:22	-0.141751	-1.086178
May-06	3:25	1	3:25	0:00	32325:47	4,054	7:58	-0.062986	-1.038293
Jun-06									
Jul-06	1:14	1	1:14	0:00	32099:38	4,148	7:44	-0.339085	-1.206149
Aug-06									
Sep-06	5:18	4	1:19	1:16	27068:46	4,889	5:32	-0.584315	-1.355238
Oct-06	4:08	1	4:08	0:00	23115:36	5,078	4:33	-0.019643	-1.011942
Nov-06	13:33	3	4:31	2:23	27455:04	5,661	4:51	-0.037725	-1.022935
Dec-06									



Qwest DSL(Parity)									
Date	CLEC Num	CLEC Denom	CLEC Result	CLEC Std Dev	Qwest Num	Qwest Denom	Qwest Result	Mod Z Scr	Parity Scr
Jan-06	11:04	5	2:13	2:00	46984:28	3,911	12:01	-0.266993	-1.16232
Feb-06	62:22	4	15:36	21:10	61788:05	6,609	9:21	0.20796	-0.405327
Mar-06	41:35	2	20:47	19:15	105827:57	3,759	28:09	-0.049492	-1.030089
Apr-06	5:51	8	0:44	0:55	43283:37	3,240	13:22	-0.541342	-1.329112
May-06	100:58	7	14:25	17:28	32325:47	4,054	7:58	0.235688	-0.337723
Jun-06	90:41	4	22:40	20:42	36094:37	4,056	8:54	0.641435	-0.022863
Jul-06	8:45	4	2:11	3:15	32099:38	4,148	7:44	-0.578488	-1.351696
Aug-06	15:54	5	3:11	4:27	27022:41	4,742	5:42	-0.302745	-1.184056
Sep-06	3:00	3	1:00	1:01	27068:46	4,889	5:32	-0.545136	-1.331419
Oct-06	2:01	2	1:00	1:14	23115:36	5,078	4:33	-0.235053	-1.142902
Nov-06	23:51	2	11:55	16:36	27455:04	5,661	4:51	0.654112	-0.13752
Dec-06	51:23	3	17:08	15:20	83530:56	6,880	12:08	0.30793	-0.605118



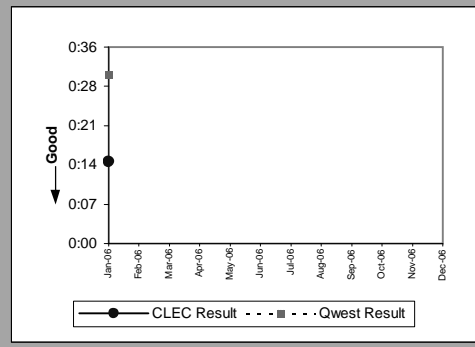
Dark Fiber - Loop(Parity)									
Date	CLEC Num	CLEC Denom	CLEC Result	CLEC Std Dev	Qwest Num	Qwest Denom	Qwest Result	Mod Z Scr	Parity Scr
Jan-06									
Feb-06	1:36	1	1:36	0:00					
Mar-06									
Apr-06									
May-06									
Jun-06									
Jul-06									
Aug-06									
Sep-06									
Oct-06									
Nov-06									
Dec-06									





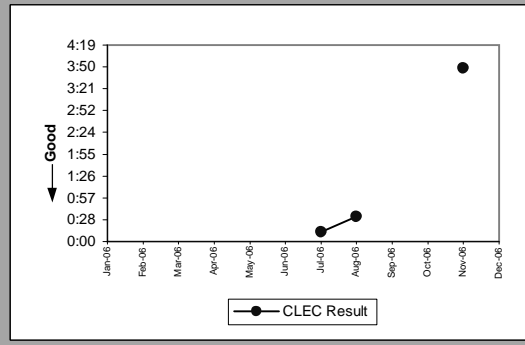
MR-6D - Mean Time to Restore (Hours:Minutes) - Interval Zone One

E911 (Parity)									
Date	CLEC Num	CLEC Denom	CLEC Result	CLEC Std Dev	Qwest Num	Qwest Denom	Qwest Result	Mod Z Scr	Parity Scr
Jan-06	0:15	1	0:15	0:00	3:07	6	0:31	-0.462222	-1.281011
Feb-06									
Mar-06									
Apr-06									
May-06									
Jun-06									
Jul-06									
Aug-06									
Sep-06									
Oct-06									
Nov-06									
Dec-06									

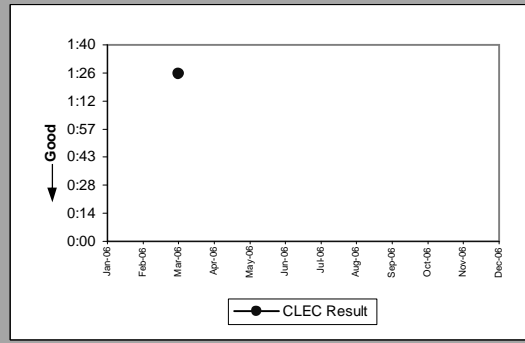


MR-6D - Mean Time to Restore (Hours:Minutes) - Interval Zone One

Enhanced Extended Loops - DS0 Capable(Diagnostic)				
Date	CLEC Num	CLEC Denom	CLEC Result	CLEC Std Dev
Jan-06				
Feb-06				
Mar-06				
Apr-06				
May-06				
Jun-06				
Jul-06	0:13	1	0:13	0:00
Aug-06	0:33	1	0:33	0:00
Sep-06				
Oct-06				
Nov-06	7:37	2	3:49	0:05
Dec-06				

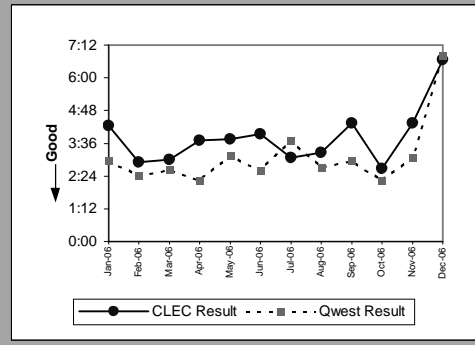


Enhanced Extended Loops - DS3 Capable(Parity)				
Date	CLEC Num	CLEC Denom	CLEC Result	CLEC Std Dev
Jan-06				
Feb-06				
Mar-06	1:26	1	1:26	0:00
Apr-06				
May-06				
Jun-06				
Jul-06				
Aug-06				
Sep-06				
Oct-06				
Nov-06				
Dec-06				



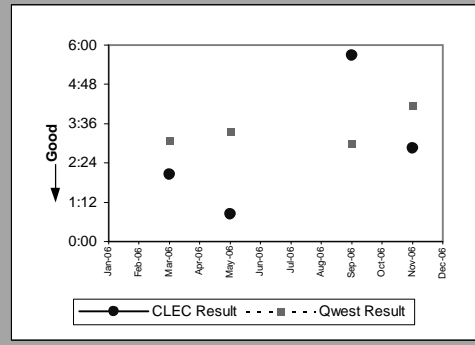
MR-6D - Mean Time to Restore (Hours:Minutes) - Interval Zone One

Enhanced Extended Loops - DS1 Capable(Parity)									
Date	CLEC Num	CLEC Denom	CLEC Result	CLEC Std Dev	Qwest Num	Qwest Denom	Qwest Result	Mod Z Scr	Parity Scr
Jan-06	325:40	77	4:14	4:05	402:06	136	2:57	2.787472	0.670532
Feb-06	151:48	52	2:55	2:29	328:29	136	2:25	1.185449	-0.32092
Mar-06	171:17	57	3:00	3:19	377:18	143	2:38	0.834475	-0.584181
Apr-06	171:02	46	3:43	3:15	235:14	105	2:14	3.07301	0.612344
May-06	288:40	77	3:45	3:42	428:59	136	3:09	0.724119	-0.593758
Jun-06	330:34	84	3:56	4:47	354:02	136	2:36	3.423281	0.527275
Jul-06	211:47	69	3:04	2:24	528:42	142	3:43	-0.526697	-1.320209
Aug-06	253:33	78	3:15	3:20	309:32	114	2:43	1.117618	-0.380232
Sep-06	291:07	67	4:21	4:09	302:23	102	2:58	2.788037	0.353441
Oct-06	144:16	54	2:40	1:59	302:09	136	2:13	1.113289	-0.359369
Nov-06	445:46	103	4:20	4:55	453:18	148	3:04	3.048109	0.853119
Dec-06	499:27	75	6:40	11:12	979:16	144	6:48	-0.08818	-1.05361

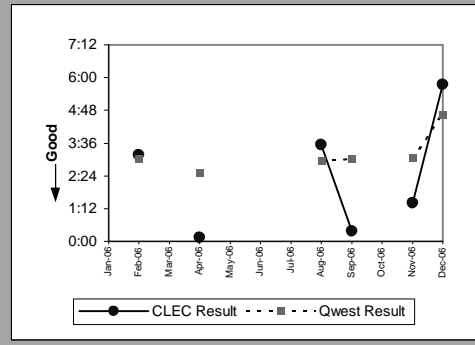


MR-6E - Mean Time to Restore (Hours:Minutes) - Interval Zone Two

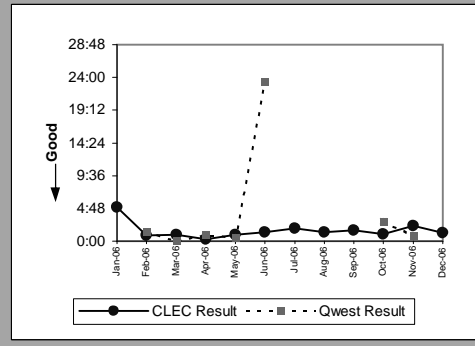
DS0(Parity)									
Date	CLEC Num	CLEC Denom	CLEC Result	CLEC Std Dev	Qwest Num	Qwest Denom	Qwest Result	Mod Z Scr	Parity Scr
Jan-06									
Feb-06									
Mar-06	4:06	2	2:03	2:30	328:53	107	3:04	-0.307589	-1.187001
Apr-06									
May-06	1:40	2	0:50	0:47	440:55	131	3:22	-0.425328	-1.258581
Jun-06									
Jul-06									
Aug-06									
Sep-06	5:41	1	5:41	0:00	317:05	106	2:59	0.716331	-0.429447
Oct-06									
Nov-06	2:51	1	2:51	0:00	469:48	113	4:09	-0.198712	-1.120808
Dec-06									



DS1(Parity)									
Date	CLEC Num	CLEC Denom	CLEC Result	CLEC Std Dev	Qwest Num	Qwest Denom	Qwest Result	Mod Z Scr	Parity Scr
Jan-06									
Feb-06	6:21	2	3:10	0:15	431:00	142	3:02	0.063128	-0.815877
Mar-06									
Apr-06	0:09	1	0:09	0:00	294:12	118	2:30	-0.821566	-1.499477
May-06									
Jun-06									
Jul-06									
Aug-06	7:05	2	3:32	0:35	340:41	115	2:58	0.143507	-0.499108
Sep-06	0:23	1	0:23	0:00	358:31	118	3:02	-0.798446	-1.485421
Oct-06									
Nov-06	1:24	1	1:24	0:00	402:06	132	3:03	-0.399386	-1.242809
Dec-06	5:45	1	5:45	0:00	518:35	112	4:38	0.209528	-0.627436

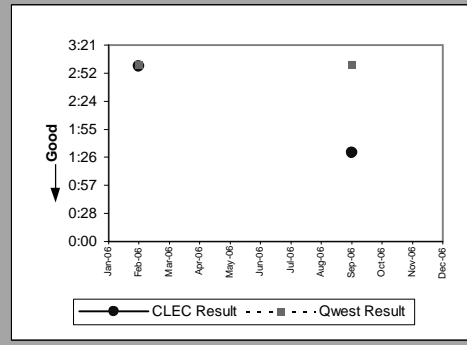


LIS Trunk(Parity)									
Date	CLEC Num	CLEC Denom	CLEC Result	CLEC Std Dev	Qwest Num	Qwest Denom	Qwest Result	Mod Z Scr	Parity Scr
Jan-06	35:07	7	5:01	3:04					
Feb-06	6:07	7	0:52	0:29	1:22	1	1:22		
Mar-06	3:51	4	0:58	1:04	0:01	1	0:01		
Apr-06	0:19	1	0:19	0:00	2:55	3	0:58	-1.204073	-1.732024
May-06	0:59	1	0:59	0:00	0:31	1	0:31		
Jun-06	1:20	1	1:20	0:00	23:19	1	23:19		
Jul-06	3:46	2	1:53	1:12					
Aug-06	2:33	2	1:16	0:36					
Sep-06	9:18	6	1:33	1:38					
Oct-06	3:13	3	1:04	0:56	2:52	1	2:52		
Nov-06	4:35	2	2:17	1:30	0:44	1	0:44		
Dec-06	1:11	1	1:11	0:00					

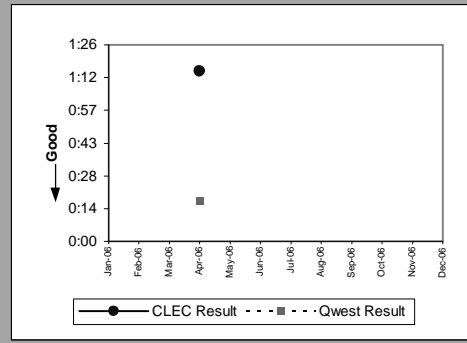


MR-6E - Mean Time to Restore (Hours:Minutes) - Interval Zone Two

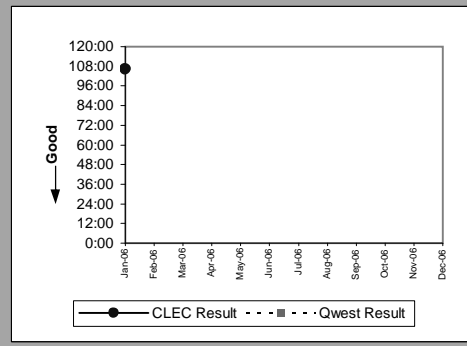
UDIT DS1(Parity)									
Date	CLEC Num	CLEC Denom	CLEC Result	CLEC Std Dev	Qwest Num	Qwest Denom	Qwest Result	Mod Z Scr	Parity Scr
Jan-06									
Feb-06	6:00	2	3:00	1:08	431:00	142	3:02	-0.015901	-1.009667
Mar-06									
Apr-06									
May-06									
Jun-06									
Jul-06									
Aug-06									
Sep-06	4:32	3	1:31	0:15	358:31	118	3:02	-0.788891	-1.479612
Oct-06									
Nov-06									
Dec-06									



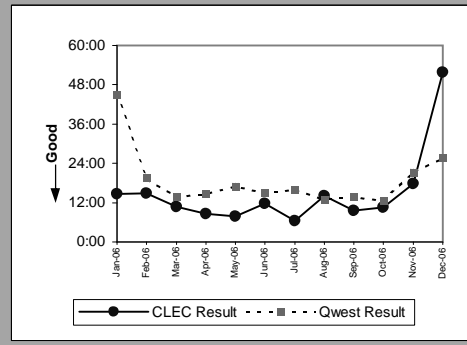
UDIT Above DS1 Level(Parity)									
Date	CLEC Num	CLEC Denom	CLEC Result	CLEC Std Dev	Qwest Num	Qwest Denom	Qwest Result	Mod Z Scr	Parity Scr
Jan-06									
Feb-06									
Mar-06									
Apr-06	1:15	1	1:15	0:00	0:18	1	0:18		
May-06									
Jun-06									
Jul-06									
Aug-06									
Sep-06									
Oct-06									
Nov-06									
Dec-06									



Dark Fiber - IOF(Parity)									
Date	CLEC Num	CLEC Denom	CLEC Result	CLEC Std Dev	Qwest Num	Qwest Denom	Qwest Result	Mod Z Scr	Parity Scr
Jan-06	106:26	1	106:26	0:00					
Feb-06									
Mar-06									
Apr-06									
May-06									
Jun-06									
Jul-06									
Aug-06									
Sep-06									
Oct-06									
Nov-06									
Dec-06									

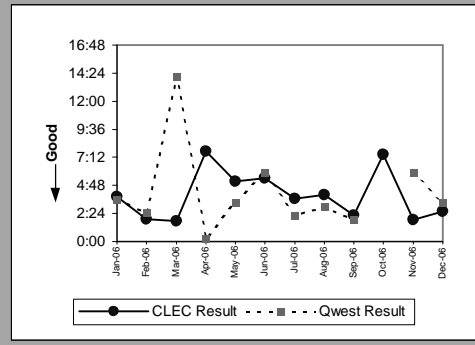


Unbundled Loop Analog(Parity)									
Date	CLEC Num	CLEC Denom	CLEC Result	CLEC Std Dev	Qwest Num	Qwest Denom	Qwest Result	Mod Z Scr	Parity Scr
Jan-06	781:28	53	14:45	11:42	251644:04	5,593	45:00	-2.826645	-2.718478
Feb-06	595:52	40	14:54	15:48	71964:19	3,674	19:35	-1.363617	-1.82902
Mar-06	270:44	25	10:50	8:16	42494:50	3,046	13:57	-1.026447	-1.624035
Apr-06	224:33	26	8:38	7:50	44900:48	3,048	14:44	-0.965596	-1.58704
May-06	188:20	24	7:51	9:03	67184:21	3,950	17:01	-2.516387	-2.529855
Jun-06	397:20	34	11:41	7:39	54455:33	3,599	15:08	-1.357183	-1.825109
Jul-06	199:09	31	6:25	6:00	50539:04	3,137	16:07	-2.513681	-2.52821
Aug-06	325:01	23	14:08	19:09	44483:54	3,471	12:49	0.451328	-0.640225
Sep-06	280:16	29	9:40	9:01	40570:34	2,927	13:52	-1.486614	-1.903797
Oct-06	287:00	27	10:38	9:26	37275:03	2,979	12:31	-0.655366	-1.398434
Nov-06	891:02	50	17:49	15:24	100358:35	4,695	21:23	-1.140558	-1.69341
Dec-06	1608:12	31	51:53	61:30	122591:05	4,781	25:38	5.300353	1.261001

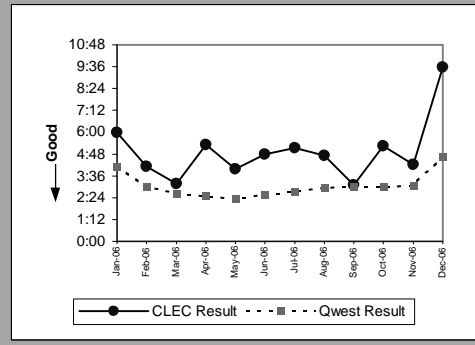


MR-6E - Mean Time to Restore (Hours:Minutes) - Interval Zone Two

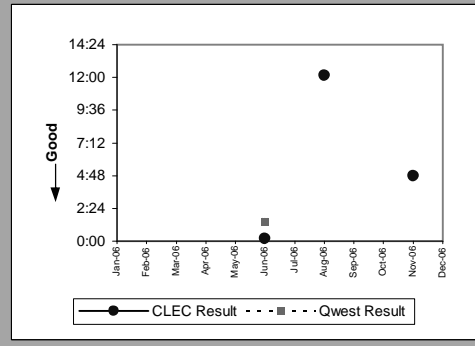
Unbundled Loop - 2 Wire Non-Loaded(Parity)									
Date	CLEC Num	CLEC Denom	CLEC Result	CLEC Std Dev	Qwest Num	Qwest Denom	Qwest Result	Mod Z Scr	Parity Scr
Jan-06	30:35	8	3:49	3:39	61:21	17	3:37	0.169707	-0.948124
Feb-06	17:17	9	1:55	1:05	19:44	8	2:28	-0.362966	-1.220667
Mar-06	8:38	5	1:44	1:15	70:16	5	14:03	-0.740385	-1.450122
Apr-06	15:27	2	7:44	7:45	0:50	4	0:13	108.58518	1.261001
May-06	25:45	5	5:09	5:03	33:14	10	3:19	1.101958	-0.466277
Jun-06	10:49	2	5:25	4:11	29:42	5	5:56	-0.082273	-1.050018
Jul-06	22:07	6	3:41	1:46	8:59	4	2:15	0.795968	-0.580322
Aug-06	39:49	10	3:59	4:43	14:52	5	2:58	0.526296	-0.860098
Sep-06	4:28	2	2:14	2:30	14:37	8	1:50	0.296445	-0.906676
Oct-06	7:28	1	7:28	0:00					
Nov-06	7:21	4	1:50	1:34	17:45	3	5:55	-0.984975	-1.598822
Dec-06	7:46	3	2:35	2:02	19:43	6	3:17	-0.201011	-1.122206



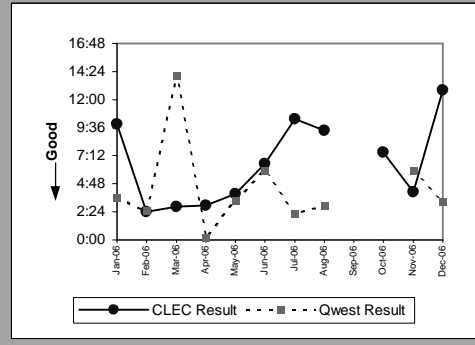
Unbundled Loop - DS1 Capable(Parity)									
Date	CLEC Num	CLEC Denom	CLEC Result	CLEC Std Dev	Qwest Num	Qwest Denom	Qwest Result	Mod Z Scr	Parity Scr
Jan-06	65:33	11	5:58	3:46	574:49	141	4:05	1.036849	-0.364655
Feb-06	45:02	11	4:06	3:22	431:00	142	3:02	1.087813	-0.318069
Mar-06	60:25	19	3:11	2:00	307:39	117	2:38	0.774816	-0.566678
Apr-06	84:59	16	5:19	4:13	294:12	118	2:30	3.724671	0.612344
May-06	91:20	23	3:58	2:42	313:48	134	2:21	3.087271	0.464517
Jun-06	48:00	10	4:48	3:08	328:43	128	2:34	2.89874	0.527275
Jul-06	117:53	23	5:08	6:10	336:27	122	2:45	3.113938	0.392445
Aug-06	79:59	17	4:42	3:34	340:41	115	2:58	1.184994	-0.427076
Sep-06	15:32	5	3:06	2:05	358:31	118	3:02	0.045237	-0.838095
Oct-06	78:32	15	5:14	4:14	314:05	104	3:01	1.987159	-0.017276
Nov-06	92:59	22	4:14	4:04	402:06	132	3:03	1.24818	-0.351348
Dec-06	86:09	9	9:34	9:24	518:35	112	4:38	2.680875	0.161827



Unbundled Loop - XDSL(Parity)									
Date	CLEC Num	CLEC Denom	CLEC Result	CLEC Std Dev	Qwest Num	Qwest Denom	Qwest Result	Mod Z Scr	Parity Scr
Jan-06									
Feb-06									
Mar-06									
Apr-06									
May-06									
Jun-06	0:12	1	0:12	0:00	2:54	2	1:27	-0.503504	-1.306109
Jul-06									
Aug-06	12:10	1	12:10	0:00					
Sep-06									
Oct-06									
Nov-06	4:47	1	4:47	0:00					
Dec-06									

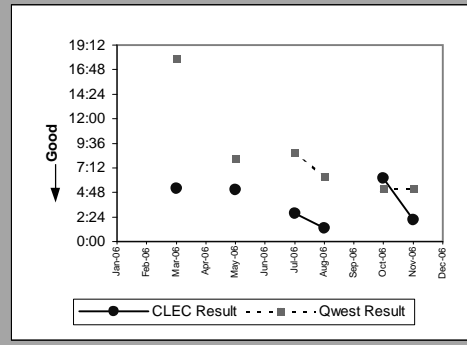


Unbundled Loop ISDN Capable(Parity)									
Date	CLEC Num	CLEC Denom	CLEC Result	CLEC Std Dev	Qwest Num	Qwest Denom	Qwest Result	Mod Z Scr	Parity Scr
Jan-06	118:59	12	9:55	12:39	61:21	17	3:37	5.684645	0
Feb-06	12:11	5	2:26	1:25	19:44	8	2:28	-0.016989	-1.010329
Mar-06	17:06	6	2:51	1:21	70:16	5	14:03	-0.702835	-1.427293
Apr-06	8:50	3	2:57	1:44	0:50	4	0:13	44.817892	1.261001
May-06	39:10	10	3:55	3:11	33:14	10	3:19	0.438379	-0.677685
Jun-06	71:37	11	6:31	6:03	29:42	5	5:56	0.13697	-0.875702
Jul-06	154:44	15	10:19	25:38	8:59	4	2:15	5.115651	-0.949653
Aug-06	74:47	8	9:21	15:41	14:52	5	2:58	3.196662	-0.538711
Sep-06									
Oct-06	15:00	2	7:30	4:22					
Nov-06	20:24	5	4:05	3:18	17:45	3	5:55	-0.463813	-1.281978
Dec-06	89:38	7	12:48	11:19	19:43	6	3:17	3.487899	-0.288689

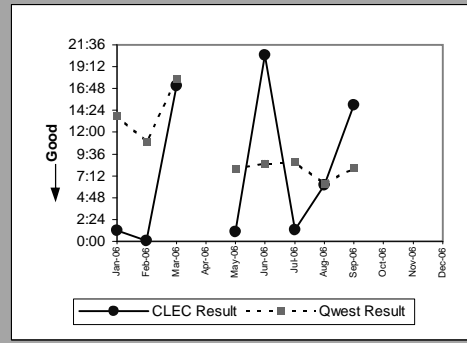


MR-6E - Mean Time to Restore (Hours:Minutes) - Interval Zone Two

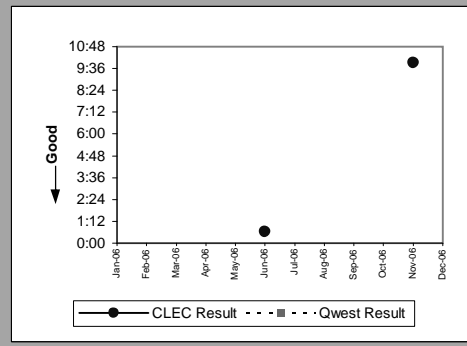
Unbundled Loop - ADSL Qualified(Parity)									
Date	CLEC Num	CLEC Denom	CLEC Result	CLEC Std Dev	Qwest Num	Qwest Denom	Qwest Result	Mod Z Scr	Parity Scr
Jan-06									
Feb-06									
Mar-06	5:10	1	5:10	0:00	41484:04	2,325	17:51	-0.102962	-1.062596
Apr-06									
May-06	10:06	2	5:03	5:44	16631:34	2,068	8:03	-0.130618	-1.07941
Jun-06									
Jul-06	2:44	1	2:44	0:00	19783:07	2,270	8:43	-0.177978	-1.108203
Aug-06	3:54	3	1:18	0:39	15522:06	2,466	6:18	-0.459707	-1.279482
Sep-06									
Oct-06	6:12	1	6:12	0:00	12832:45	2,493	5:09	0.058512	-0.44581
Nov-06	2:07	1	2:07	0:00	18253:18	3,541	5:09	-0.189826	-1.115406
Dec-06									



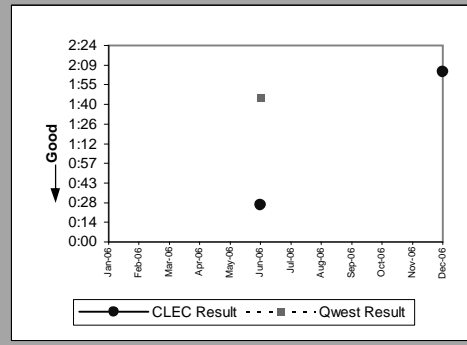
Qwest DSL(Parity)									
Date	CLEC Num	CLEC Denom	CLEC Result	CLEC Std Dev	Qwest Num	Qwest Denom	Qwest Result	Mod Z Scr	Parity Scr
Jan-06	1:11	1	1:11	0:00	32278:05	2,346	13:46	-0.14397	-1.087527
Feb-06	0:08	2	0:04	0:04	42413:51	3,862	10:59	-0.250384	-1.152223
Mar-06	17:04	1	17:04	0:00	41484:04	2,325	17:51	-0.006303	-1.003832
Apr-06									
May-06	1:04	1	1:04	0:00	16631:34	2,068	8:03	-0.215361	-1.13093
Jun-06	20:30	1	20:30	0:00	18162:29	2,116	8:35	0.230907	-0.22775
Jul-06	1:17	1	1:17	0:00	19783:07	2,270	8:43	-0.221121	-1.134432
Aug-06	18:31	3	6:10	9:48	15522:06	2,466	6:18	-0.01125	-1.00684
Sep-06	45:04	3	15:01	25:39	25531:46	3,167	8:04	0.898927	-0.385335
Oct-06									
Nov-06									
Dec-06									



Dark Fiber - Loop(Parity)									
Date	CLEC Num	CLEC Denom	CLEC Result	CLEC Std Dev	Qwest Num	Qwest Denom	Qwest Result	Mod Z Scr	Parity Scr
Jan-06									
Feb-06									
Mar-06									
Apr-06									
May-06									
Jun-06	0:38	1	0:38	0:00					
Jul-06									
Aug-06									
Sep-06									
Oct-06									
Nov-06	9:56	1	9:56	0:00					
Dec-06									

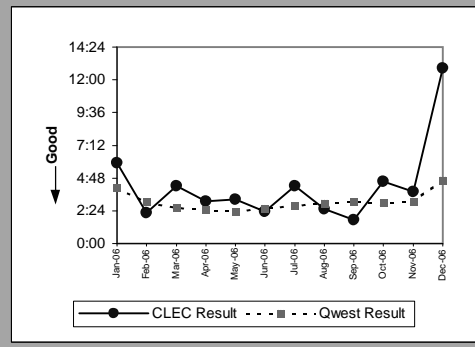


E911(Parity)									
Date	CLEC Num	CLEC Denom	CLEC Result	CLEC Std Dev	Qwest Num	Qwest Denom	Qwest Result	Mod Z Scr	Parity Scr
Jan-06									
Feb-06									
Mar-06									
Apr-06									
May-06									
Jun-06	0:27	1	0:27	0:00	8:52	5	1:46	-0.644996	-1.39213
Jul-06									
Aug-06									
Sep-06									
Oct-06									
Nov-06									
Dec-06	6:16	3	2:05	0:02					



MR-6E - Mean Time to Restore (Hours:Minutes) - Interval Zone Two

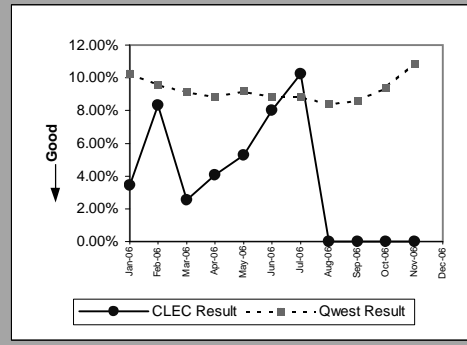
Enhanced Extended Loops - DS1 Capable(Parity)									
Date	CLEC Num	CLEC Denom	CLEC Result	CLEC Std Dev	Qwest Num	Qwest Denom	Qwest Result	Mod Z Scr	Parity Scr
Jan-06	70:59	12	5:55	6:13	574:49	141	4:05	1.054285	-0.343212
Feb-06	11:13	5	2:15	2:36	431:00	142	3:02	-0.559635	-1.340234
Mar-06	21:12	5	4:14	3:50	307:39	117	2:38	1.228094	-0.334958
Apr-06	27:54	9	3:06	1:50	294:12	118	2:30	0.617807	-0.509731
May-06	25:51	8	3:14	3:28	313:48	134	2:21	1.045216	-0.364655
Jun-06	21:04	9	2:20	1:42	328:43	128	2:34	-0.281153	-1.170929
Jul-06	46:26	11	4:13	5:40	336:27	122	2:45	1.389847	-0.22775
Aug-06	33:11	13	2:33	3:20	345:10	117	2:57	-0.242194	-1.147243
Sep-06	12:18	7	1:45	1:13	362:07	119	3:03	-1.002644	-1.609564
Oct-06	68:31	15	4:34	6:22	314:05	104	3:01	1.388212	-0.234531
Nov-06	49:06	13	3:47	2:35	402:06	132	3:03	0.61216	-0.513938
Dec-06	141:20	11	12:51	8:33	518:35	112	4:38	4.888419	0.878728



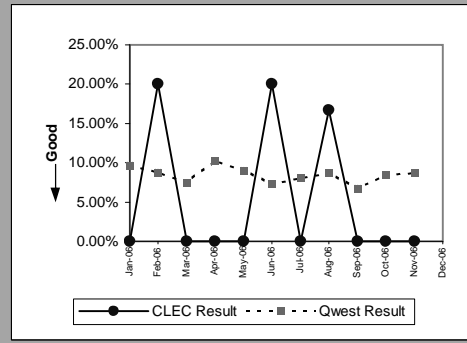


MR-7A - Repair Repeat Report Rate (Percent) - Dispatches within MSAs

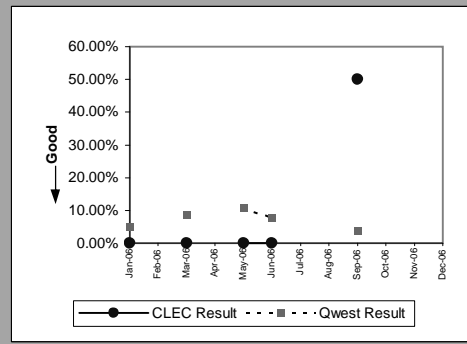
Residence(Parity)									
Date	CLEC Num	CLEC Denom	CLEC Result	CLEC Std Dev	Qwest Num	Qwest Denom	Qwest Result	Mod Z Scr	Parity Scr
Jan-06	2	58	3.45%	18.25%	1691	16438	10.29%	-1.711427	-2.040474
Feb-06	4	48	8.33%	27.64%	1121	11714	9.57%	-0.290595	-1.17667
Mar-06	1	39	2.56%	15.81%	911	9955	9.15%	-1.423895	-1.865666
Apr-06	2	49	4.08%	19.79%	770	8719	8.83%	-1.168445	-1.710364
May-06	3	57	5.26%	22.33%	969	10531	9.20%	-1.025892	-1.623698
Jun-06	4	50	8.00%	27.13%	962	10866	8.85%	-0.211918	-1.128837
Jul-06	4	39	10.26%	30.34%	980	11079	8.85%	0.30974	-0.780712
Aug-06	0	26	0.00%	0.00%	836	9932	8.42%	-1.543821	-1.938576
Sep-06	0	27	0.00%	0.00%	773	8975	8.61%	-1.592793	-1.96835
Oct-06	0	13	0.00%	0.00%	871	9294	9.37%	-1.158627	-1.704396
Nov-06	0	19	0.00%	0.00%	1646	15163	10.86%	-1.520126	-1.924171
Dec-06									



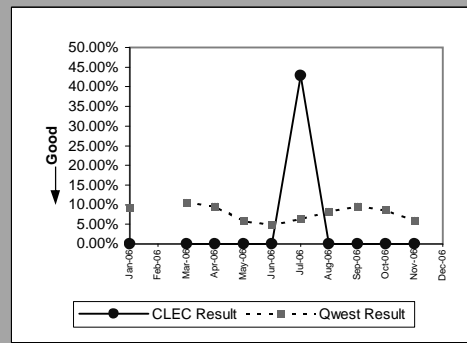
Business(Parity)									
Date	CLEC Num	CLEC Denom	CLEC Result	CLEC Std Dev	Qwest Num	Qwest Denom	Qwest Result	Mod Z Scr	Parity Scr
Jan-06	0	2	0.00%	0.00%	177	1834	9.65%	-0.461959	-1.280851
Feb-06	1	5	20.00%	40.00%	119	1347	8.83%	0.878124	-0.529815
Mar-06	0	5	0.00%	0.00%	94	1258	7.47%	-0.634178	-1.385553
Apr-06	0	7	0.00%	0.00%	110	1070	10.28%	-0.892676	-1.542708
May-06	0	2	0.00%	0.00%	119	1314	9.06%	-0.445938	-1.271111
Jun-06	1	5	20.00%	40.00%	100	1366	7.32%	1.086482	-0.449119
Jul-06	0	3	0.00%	0.00%	103	1281	8.04%	-0.511562	-1.311008
Aug-06	1	6	16.67%	37.27%	118	1352	8.73%	0.687464	-0.607148
Sep-06	0	1	0.00%	0.00%	79	1168	6.76%	-0.269224	-1.163677
Oct-06	0	1	0.00%	0.00%	111	1313	8.45%	-0.303769	-1.184679
Nov-06	0	3	0.00%	0.00%	155	1784	8.69%	-0.533828	-1.324544
Dec-06									



Centrex(Parity)									
Date	CLEC Num	CLEC Denom	CLEC Result	CLEC Std Dev	Qwest Num	Qwest Denom	Qwest Result	Mod Z Scr	Parity Scr
Jan-06	0	3	0.00%	0.00%	4	80	5.00%	-0.390112	-1.237172
Feb-06									
Mar-06	0	1	0.00%	0.00%	6	70	8.57%	-0.304022	-1.184832
Apr-06									
May-06	0	1	0.00%	0.00%	7	65	10.77%	-0.344762	-1.209601
Jun-06	0	1	0.00%	0.00%	5	64	7.81%	-0.288863	-1.175616
Jul-06									
Aug-06									
Sep-06	1	2	50.00%	50.00%	2	55	3.64%	3.440695	0.019336
Oct-06									
Nov-06									
Dec-06									

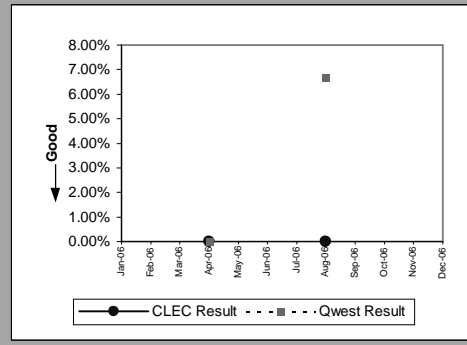


Centrex 21(Parity)									
Date	CLEC Num	CLEC Denom	CLEC Result	CLEC Std Dev	Qwest Num	Qwest Denom	Qwest Result	Mod Z Scr	Parity Scr
Jan-06	0	1	0.00%	0.00%	13	140	9.29%	-0.318804	-1.193819
Feb-06									
Mar-06	0	4	0.00%	0.00%	10	95	10.53%	-0.671993	-1.408543
Apr-06	0	1	0.00%	0.00%	9	94	9.57%	-0.323679	-1.196783
May-06	0	1	0.00%	0.00%	5	85	5.88%	-0.248542	-1.151103
Jun-06	0	3	0.00%	0.00%	5	104	4.81%	-0.383754	-1.233306
Jul-06	3	7	42.86%	49.49%	6	94	6.38%	3.808452	0.521752
Aug-06	0	3	0.00%	0.00%	6	72	8.33%	-0.511682	-1.31108
Sep-06	0	1	0.00%	0.00%	7	73	9.59%	-0.323462	-1.196651
Oct-06	0	3	0.00%	0.00%	6	70	8.57%	-0.519319	-1.315723
Nov-06	0	1	0.00%	0.00%	6	99	6.06%	-0.252727	-1.153647
Dec-06									

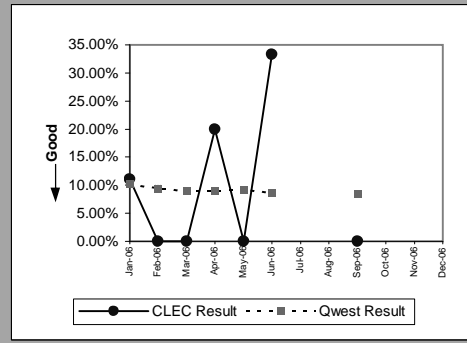


MR-7A - Repair Repeat Report Rate (Percent) - Dispatches within MSAs

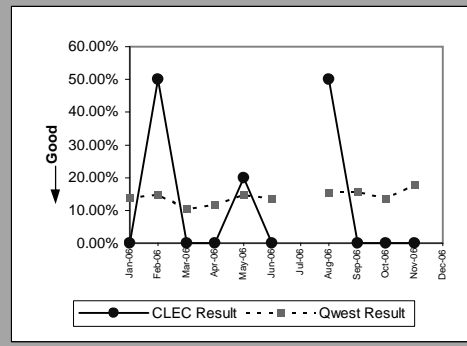
PBX(Parity)									
Date	CLEC Num	CLEC Denom	CLEC Result	CLEC Std Dev	Qwest Num	Qwest Denom	Qwest Result	Mod Z Scr	Parity Scr
Jan-06									
Feb-06									
Mar-06									
Apr-06	0	2	0.00%	0.00%	0	9	0.00%		
May-06									
Jun-06									
Jul-06									
Aug-06	0	1	0.00%	0.00%	1	15	6.67%	-0.258775	-1.157324
Sep-06									
Oct-06									
Nov-06									
Dec-06									



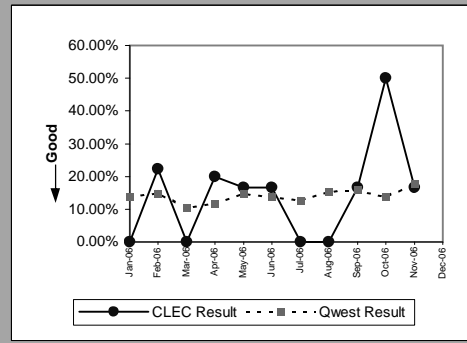
UNE - P (POTS)(Parity)									
Date	CLEC Num	CLEC Denom	CLEC Result	CLEC Std Dev	Qwest Num	Qwest Denom	Qwest Result	Mod Z Scr	Parity Scr
Jan-06	2	18	11.11%	31.43%	1868	18272	10.22%	0.124271	-0.879187
Feb-06	0	11	0.00%	0.00%	1240	13061	9.49%	-1.073735	-1.652785
Mar-06	0	3	0.00%	0.00%	1005	11213	8.96%	-0.543394	-1.33036
Apr-06	1	5	20.00%	40.00%	880	9789	8.99%	0.860511	-0.534509
May-06	0	6	0.00%	0.00%	1088	11845	9.19%	-0.778815	-1.473486
Jun-06	1	3	33.33%	47.14%	1062	12232	8.68%	1.516191	-0.314375
Jul-06									
Aug-06									
Sep-06	0	1	0.00%	0.00%	852	10143	8.40%	-0.302808	-1.184094
Oct-06									
Nov-06									
Dec-06									



Line Sharing(Parity)									
Date	CLEC Num	CLEC Denom	CLEC Result	CLEC Std Dev	Qwest Num	Qwest Denom	Qwest Result	Mod Z Scr	Parity Scr
Jan-06	0	4	0.00%	0.00%	128	929	13.78%	-0.797785	-1.485019
Feb-06	2	4	50.00%	50.00%	143	965	14.82%	1.976367	-0.043005
Mar-06	0	6	0.00%	0.00%	117	1112	10.52%	-0.8377	-1.509285
Apr-06	0	1	0.00%	0.00%	150	1282	11.70%	-0.363876	-1.221221
May-06	1	5	20.00%	40.00%	149	1004	14.84%	0.323713	-0.786196
Jun-06	0	3	0.00%	0.00%	82	601	13.64%	-0.686756	-1.417518
Jul-06									
Aug-06	2	4	50.00%	50.00%	207	1344	15.40%	1.914134	-0.066305
Sep-06	0	6	0.00%	0.00%	192	1216	15.79%	-1.058053	-1.643251
Oct-06	0	1	0.00%	0.00%	185	1346	13.74%	-0.399033	-1.242595
Nov-06	0	2	0.00%	0.00%	222	1248	17.79%	-0.65731	-1.399616
Dec-06									

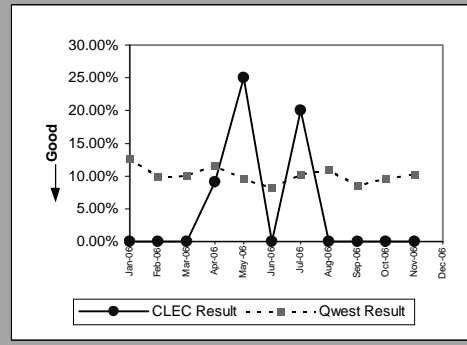


Line Splitting(Parity)									
Date	CLEC Num	CLEC Denom	CLEC Result	CLEC Std Dev	Qwest Num	Qwest Denom	Qwest Result	Mod Z Scr	Parity Scr
Jan-06	0	7	0.00%	0.00%	128	929	13.78%	-1.053677	-1.64059
Feb-06	2	9	22.22%	41.57%	143	965	14.82%	0.622257	-0.622139
Mar-06	0	2	0.00%	0.00%	117	1112	10.52%	-0.484514	-1.294563
Apr-06	1	5	20.00%	40.00%	150	1282	11.70%	0.576252	-0.661429
May-06	1	6	16.67%	37.27%	149	1004	14.84%	0.125443	-0.88755
Jun-06	1	6	16.67%	37.27%	82	601	13.64%	0.214636	-0.842345
Jul-06	0	2	0.00%	0.00%	116	912	12.72%	-0.539277	-1.327857
Aug-06	0	5	0.00%	0.00%	207	1344	15.40%	-0.952322	-1.57897
Sep-06	1	6	16.67%	37.27%	192	1216	15.79%	0.058781	-0.923545
Oct-06	1	2	50.00%	50.00%	185	1346	13.74%	1.488026	-0.335533
Nov-06	1	6	16.67%	37.27%	222	1248	17.79%	-0.071682	-1.04358
Dec-06									

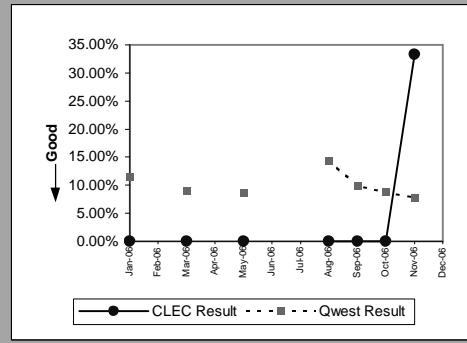


MR-7B - Repair Repeat Report Rate (Percent) - Dispatches outside MSAs

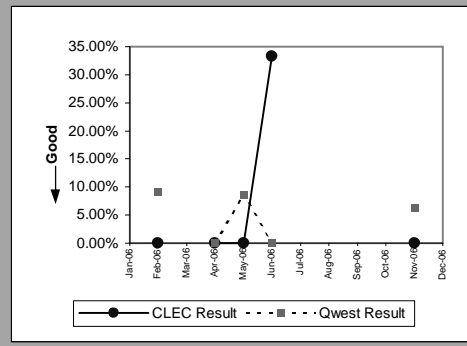
Residence(Parity)									
Date	CLEC Num	CLEC Denom	CLEC Result	CLEC Std Dev	Qwest Num	Qwest Denom	Qwest Result	Mod Z Scr	Parity Scr
Jan-06	0	18	0.00%	0.00%	623	4909	12.69%	-1.614579	-1.981595
Feb-06	0	13	0.00%	0.00%	313	3169	9.88%	-1.191176	-1.724183
Mar-06	0	12	0.00%	0.00%	257	2546	10.09%	-1.158012	-1.704022
Apr-06	1	11	9.09%	28.75%	299	2577	11.60%	-0.259565	-1.157804
May-06	3	12	25.00%	43.30%	322	3366	9.57%	1.814484	-0.053365
Jun-06	0	9	0.00%	0.00%	250	3029	8.25%	-0.898468	-1.54623
Jul-06	1	5	20.00%	40.00%	267	2592	10.30%	0.712795	-0.598166
Aug-06	0	6	0.00%	0.00%	318	2917	10.90%	-0.855933	-1.52037
Sep-06	0	5	0.00%	0.00%	204	2393	8.52%	-0.681905	-1.414569
Oct-06	0	4	0.00%	0.00%	244	2522	9.67%	-0.654039	-1.397628
Nov-06	0	4	0.00%	0.00%	426	4154	10.26%	-0.675753	-1.410829
Dec-06									



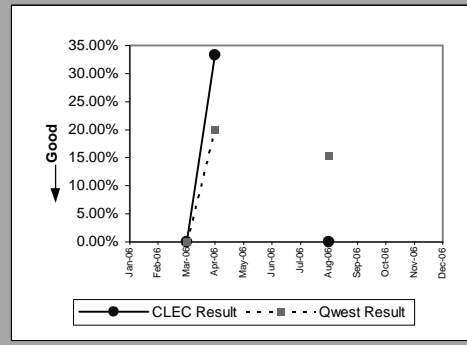
Business(Parity)									
Date	CLEC Num	CLEC Denom	CLEC Result	CLEC Std Dev	Qwest Num	Qwest Denom	Qwest Result	Mod Z Scr	Parity Scr
Jan-06	0	4	0.00%	0.00%	60	523	11.47%	-0.717234	-1.436047
Feb-06									
Mar-06	0	1	0.00%	0.00%	26	290	8.97%	-0.313283	-1.190463
Apr-06									
May-06	0	3	0.00%	0.00%	32	368	8.70%	-0.532357	-1.32365
Jun-06									
Jul-06									
Aug-06	0	1	0.00%	0.00%	52	361	14.40%	-0.409658	-1.249055
Sep-06	0	1	0.00%	0.00%	32	324	9.88%	-0.330533	-1.20095
Oct-06	0	1	0.00%	0.00%	25	283	8.83%	-0.310738	-1.188915
Nov-06	1	3	33.33%	47.14%	34	433	7.85%	1.635092	-0.280915
Dec-06									



Centrex 21(Parity)									
Date	CLEC Num	CLEC Denom	CLEC Result	CLEC Std Dev	Qwest Num	Qwest Denom	Qwest Result	Mod Z Scr	Parity Scr
Jan-06									
Feb-06	0	1	0.00%	0.00%	1	11	9.09%	-0.302765	-1.184068
Mar-06									
Apr-06	0	1	0.00%	0.00%	0	6	0.00%		
May-06	0	2	0.00%	0.00%	2	23	8.70%	-0.418614	-1.2545
Jun-06	1	3	33.33%	47.14%	0	14	0.00%		-0.13275
Jul-06									
Aug-06									
Sep-06									
Oct-06									
Nov-06	0	1	0.00%	0.00%	1	16	6.25%	-0.25049	-1.152287
Dec-06									

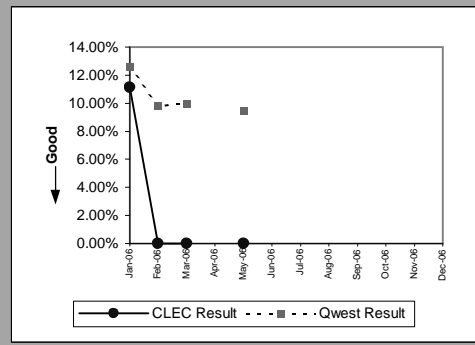


PBX(Parity)									
Date	CLEC Num	CLEC Denom	CLEC Result	CLEC Std Dev	Qwest Num	Qwest Denom	Qwest Result	Mod Z Scr	Parity Scr
Jan-06									
Feb-06									
Mar-06	0	1	0.00%	0.00%	0	7	0.00%		
Apr-06	1	3	33.33%	47.14%	2	10	20.00%	0.50637	-0.802694
May-06									
Jun-06									
Jul-06									
Aug-06	0	2	0.00%	0.00%	2	13	15.38%	-0.561384	-1.341297
Sep-06									
Oct-06									
Nov-06									
Dec-06									

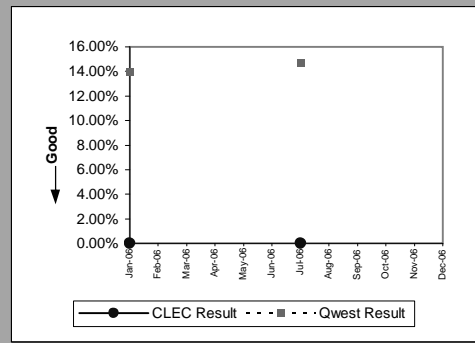


MR-7B - Repair Repeat Report Rate (Percent) - Dispatches outside MSAs

UNE - P (POTS)(Parity)									
Date	CLEC Num	CLEC Denom	CLEC Result	CLEC Std Dev	Qwest Num	Qwest Denom	Qwest Result	Mod Z Scr	Parity Scr
Jan-06	1	9	11.11%	31.43%	683	5432	12.57%	-0.132225	-1.080387
Feb-06	0	5	0.00%	0.00%	341	3480	9.80%	-0.736469	-1.447742
Mar-06	0	2	0.00%	0.00%	283	2836	9.98%	-0.470684	-1.286156
Apr-06									
May-06	0	1	0.00%	0.00%	354	3734	9.48%	-0.323583	-1.196724
Jun-06									
Jul-06									
Aug-06									
Sep-06									
Oct-06									
Nov-06									
Dec-06									

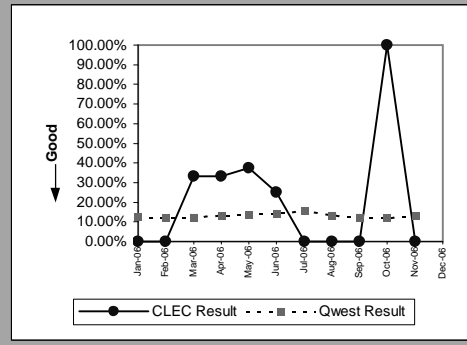


Line Sharing(Parity)									
Date	CLEC Num	CLEC Denom	CLEC Result	CLEC Std Dev	Qwest Num	Qwest Denom	Qwest Result	Mod Z Scr	Parity Scr
Jan-06	0	1	0.00%	0.00%	71	509	13.95%	-0.402222	-1.244534
Feb-06									
Mar-06									
Apr-06									
May-06									
Jun-06									
Jul-06	0	1	0.00%	0.00%	59	402	14.68%	-0.414228	-1.251833
Aug-06									
Sep-06									
Oct-06									
Nov-06									
Dec-06									

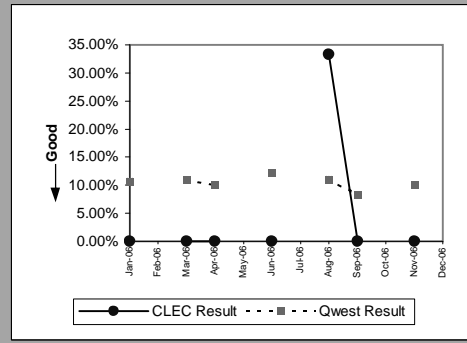


MR-7C - Repair Repeat Report Rate (Percent) - No dispatches

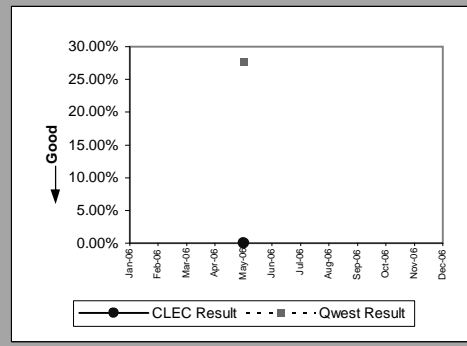
Residence(Parity)									
Date	CLEC Num	CLEC Denom	CLEC Result	CLEC Std Dev	Qwest Num	Qwest Denom	Qwest Result	Mod Z Scr	Parity Scr
Jan-06	0	4	0.00%	0.00%	237	1866	12.70%	-0.762042	-1.463288
Feb-06	0	5	0.00%	0.00%	213	1772	12.02%	-0.825353	-1.501779
Mar-06	2	6	33.33%	47.14%	234	1914	12.23%	1.57585	-0.194256
Apr-06	1	3	33.33%	47.14%	193	1443	13.37%	1.014538	-0.488907
May-06	3	8	37.50%	48.41%	234	1722	13.59%	1.969077	0.014749
Jun-06	1	4	25.00%	43.30%	256	1786	14.33%	0.608098	-0.652018
Jul-06	0	2	0.00%	0.00%	277	1763	15.71%	-0.610238	-1.370998
Aug-06	0	4	0.00%	0.00%	213	1579	13.49%	-0.788876	-1.479532
Sep-06	0	2	0.00%	0.00%	172	1399	12.29%	-0.529111	-1.321677
Oct-06	1	1	100.00%	0.00%	176	1444	12.19%	2.6832	-0.056083
Nov-06	0	3	0.00%	0.00%	192	1465	13.11%	-0.671975	-1.408532
Dec-06									



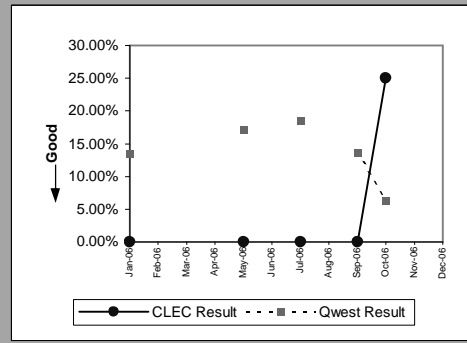
Business(Parity)									
Date	CLEC Num	CLEC Denom	CLEC Result	CLEC Std Dev	Qwest Num	Qwest Denom	Qwest Result	Mod Z Scr	Parity Scr
Jan-06	0	1	0.00%	0.00%	54	503	10.74%	-0.346451	-1.210628
Feb-06									
Mar-06	0	2	0.00%	0.00%	45	413	10.90%	-0.493342	-1.299931
Apr-06	0	1	0.00%	0.00%	33	330	10.00%	-0.332829	-1.202346
May-06									
Jun-06	0	2	0.00%	0.00%	46	378	12.17%	-0.525024	-1.319192
Jul-06									
Aug-06	1	3	33.33%	47.14%	36	325	11.08%	1.222654	-0.414826
Sep-06	0	1	0.00%	0.00%	25	299	8.36%	-0.301557	-1.183334
Oct-06									
Nov-06	0	1	0.00%	0.00%	35	349	10.03%	-0.333386	-1.202685
Dec-06									



Centrex(Parity)									
Date	CLEC Num	CLEC Denom	CLEC Result	CLEC Std Dev	Qwest Num	Qwest Denom	Qwest Result	Mod Z Scr	Parity Scr
Jan-06									
Feb-06									
Mar-06									
Apr-06									
May-06	0	1	0.00%	0.00%	10	36	27.78%	-0.611736	-1.371909
Jun-06									
Jul-06									
Aug-06									
Sep-06									
Oct-06									
Nov-06									
Dec-06									

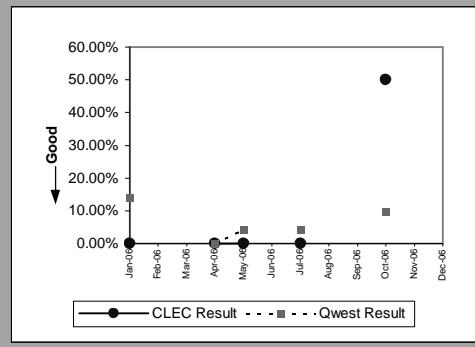


Centrex 21(Parity)									
Date	CLEC Num	CLEC Denom	CLEC Result	CLEC Std Dev	Qwest Num	Qwest Denom	Qwest Result	Mod Z Scr	Parity Scr
Jan-06	0	1	0.00%	0.00%	7	52	13.46%	-0.390667	-1.237509
Feb-06									
Mar-06									
Apr-06									
May-06	0	1	0.00%	0.00%	5	29	17.24%	-0.448764	-1.272829
Jun-06									
Jul-06	0	1	0.00%	0.00%	5	27	18.52%	-0.468141	-1.284609
Aug-06									
Sep-06	0	1	0.00%	0.00%	3	22	13.64%	-0.388625	-1.236268
Oct-06	1	4	25.00%	43.30%	1	16	6.25%	1.385641	-0.493167
Nov-06									
Dec-06									

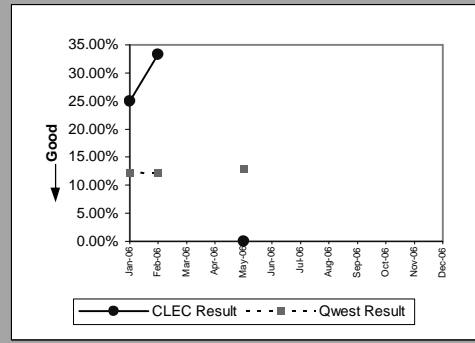


MR-7C - Repair Repeat Report Rate (Percent) - No dispatches

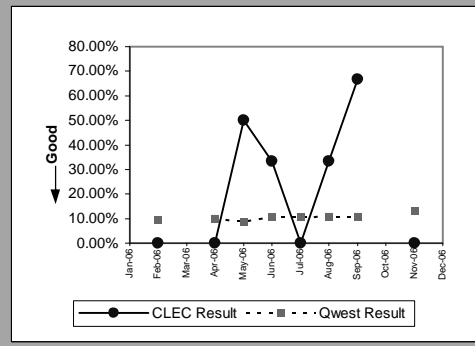
PBX(Parity)										
Date	CLEC Num	CLEC Denom	CLEC Result	CLEC Std Dev	Qwest Num	Qwest Denom	Qwest Result	Mod Z Scr	Parity Scr	
Jan-06		0	2	0.00%	0.00%	5	36	13.89%	-0.552813	-1.336087
Feb-06										
Mar-06										
Apr-06	0	2	0.00%	0.00%	0	19	0.00%			
May-06	0	1	0.00%	0.00%	1	23	4.35%	-0.208712		-1.126888
Jun-06										
Jul-06	0	1	0.00%	0.00%	1	24	4.17%	-0.204302		-1.124207
Aug-06										
Sep-06										
Oct-06	1	2	50.00%	50.00%	4	41	9.76%	1.872948		-0.257003
Nov-06										
Dec-06										



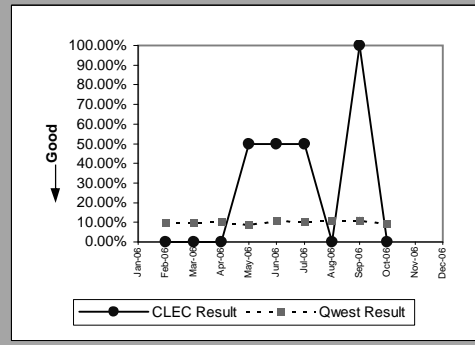
UNE - P (POTS)(Parity)										
Date	CLEC Num	CLEC Denom	CLEC Result	CLEC Std Dev	Qwest Num	Qwest Denom	Qwest Result	Mod Z Scr	Parity Scr	
Jan-06	1	4	25.00%	43.30%	291	2369	12.28%	0.774143		-0.577574
Feb-06	1	3	33.33%	47.14%	264	2169	12.17%	1.120273		-0.448218
Mar-06										
Apr-06										
May-06	0	1	0.00%	0.00%	274	2117	12.94%	-0.385487		-1.23436
Jun-06										
Jul-06										
Aug-06										
Sep-06										
Oct-06										
Nov-06										
Dec-06										



Line Sharing(Parity)										
Date	CLEC Num	CLEC Denom	CLEC Result	CLEC Std Dev	Qwest Num	Qwest Denom	Qwest Result	Mod Z Scr	Parity Scr	
Jan-06										
Feb-06	0	1	0.00%	0.00%	864	8948	9.66%	-0.326903		-1.198743
Mar-06										
Apr-06	0	3	0.00%	0.00%	312	3057	10.21%	-0.583652		-1.354835
May-06	4	8	50.00%	50.00%	413	4613	8.95%	4.062884		0.782601
Jun-06	1	3	33.33%	47.14%	564	5289	10.66%	1.271792		-0.393707
Jul-06	0	1	0.00%	0.00%	542	5129	10.57%	-0.343711		-1.208961
Aug-06	1	3	33.33%	47.14%	571	5274	10.83%	1.254245		-0.399778
Sep-06	2	3	66.67%	47.14%	683	6238	10.95%	3.089882		0.29082
Oct-06										
Nov-06	0	1	0.00%	0.00%	946	7253	13.04%	-0.387261		-1.235438
Dec-06										

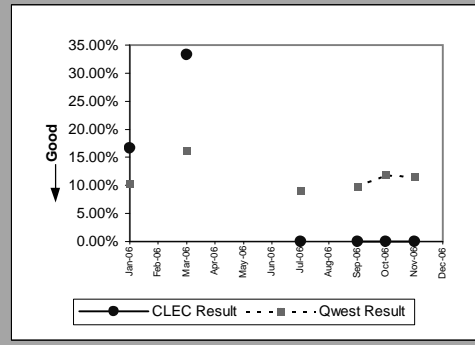


Line Splitting(Parity)										
Date	CLEC Num	CLEC Denom	CLEC Result	CLEC Std Dev	Qwest Num	Qwest Denom	Qwest Result	Mod Z Scr	Parity Scr	
Jan-06										
Feb-06	0	1	0.00%	0.00%	864	8948	9.66%	-0.326903		-1.198743
Mar-06	0	1	0.00%	0.00%	439	4422	9.93%	-0.331954		-1.201814
Apr-06	0	3	0.00%	0.00%	312	3057	10.21%	-0.583652		-1.354835
May-06	1	2	50.00%	50.00%	413	4613	8.95%	2.032762		-0.181461
Jun-06	1	2	50.00%	50.00%	564	5289	10.66%	1.802022		-0.242077
Jul-06	1	2	50.00%	50.00%	542	5129	10.57%	1.813656		-0.238853
Aug-06	0	1	0.00%	0.00%	571	5274	10.83%	-0.348409		-1.211818
Sep-06	2	2	100.00%	0.00%	683	6238	10.95%	4.032525		0.534484
Oct-06	0	1	0.00%	0.00%	524	5652	9.27%	-0.319634		-1.194324
Nov-06										
Dec-06										

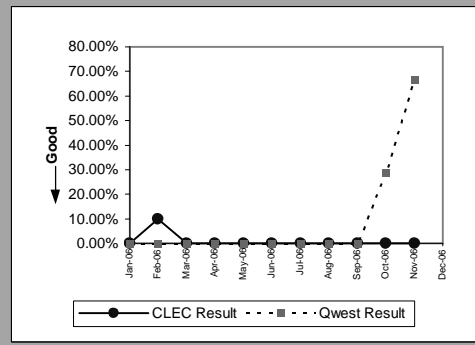


MR-7D - Repair Repeat Report Rate (Percent) - Interval Zone One

DS1(Parity)									
Date	CLEC Num	CLEC Denom	CLEC Result	CLEC Std Dev	Qwest Num	Qwest Denom	Qwest Result	Mod Z Scr	Parity Scr
Jan-06	2	12	16.67%	37.27%	14	137	10.22%	0.707076	-0.590334
Feb-06									
Mar-06	1	3	33.33%	47.14%	23	142	16.20%	0.797233	-0.588779
Apr-06									
May-06									
Jun-06									
Jul-06	0	2	0.00%	0.00%	11	121	9.09%	-0.443563	-1.269667
Aug-06									
Sep-06	0	2	0.00%	0.00%	10	102	9.80%	-0.461747	-1.280723
Oct-06	0	2	0.00%	0.00%	16	135	11.85%	-0.514764	-1.312954
Nov-06	0	1	0.00%	0.00%	17	148	11.49%	-0.359027	-1.218273
Dec-06									

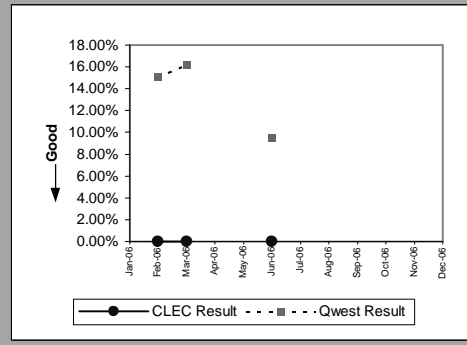


LIS Trunk(Parity)									
Date	CLEC Num	CLEC Denom	CLEC Result	CLEC Std Dev	Qwest Num	Qwest Denom	Qwest Result	Mod Z Scr	Parity Scr
Jan-06	0	11	0.00%	0.00%	0	3	0.00%		
Feb-06	1	10	10.00%	30.00%	0	3	0.00%		-0.897976
Mar-06	0	5	0.00%	0.00%	0	4	0.00%		
Apr-06	0	2	0.00%	0.00%	0	3	0.00%		
May-06	0	5	0.00%	0.00%	0	4	0.00%		
Jun-06	0	4	0.00%	0.00%	0	2	0.00%		
Jul-06	0	6	0.00%	0.00%	0	1	0.00%		
Aug-06	0	3	0.00%	0.00%	0	4	0.00%		
Sep-06	0	3	0.00%	0.00%	0	1	0.00%		
Oct-06	0	4	0.00%	0.00%	2	7	28.57%	-1.00905	-1.613459
Nov-06	0	3	0.00%	0.00%	2	3	66.67%	-1.732051	-2.053012
Dec-06									

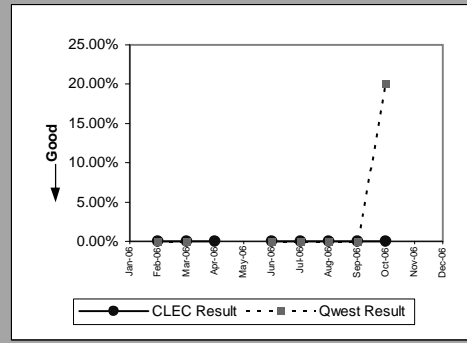


MR-7D - Repair Repeat Report Rate (Percent) - Interval Zone One

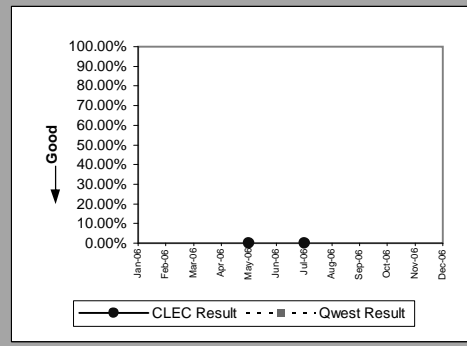
UDIT DS1(Parity)									
Date	CLEC Num	CLEC Denom	CLEC Result	CLEC Std Dev	Qwest Num	Qwest Denom	Qwest Result	Mod Z Scr	Parity Scr
Jan-06									
Feb-06	0	2	0.00%	0.00%	20	133	15.04%	-0.590541	-1.359023
Mar-06	0	2	0.00%	0.00%	23	142	16.20%	-0.617402	-1.375354
Apr-06									
May-06									
Jun-06	0	1	0.00%	0.00%	13	136	9.56%	-0.323913	-1.196925
Jul-06									
Aug-06									
Sep-06									
Oct-06									
Nov-06									
Dec-06									



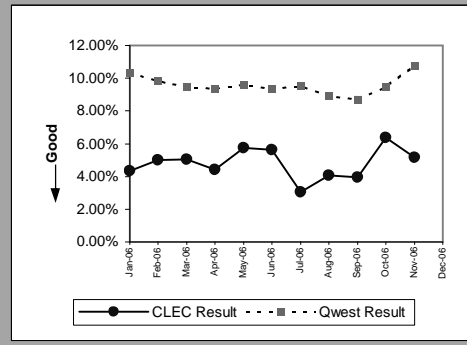
UDIT Above DS1 Level(Parity)									
Date	CLEC Num	CLEC Denom	CLEC Result	CLEC Std Dev	Qwest Num	Qwest Denom	Qwest Result	Mod Z Scr	Parity Scr
Jan-06									
Feb-06	0	2	0.00%	0.00%	0	2	0.00%		
Mar-06	0	2	0.00%	0.00%	0	5	0.00%		
Apr-06	0	9	0.00%	0.00%					
May-06									
Jun-06	0	1	0.00%	0.00%	0	4	0.00%		
Jul-06	0	1	0.00%	0.00%	0	3	0.00%		
Aug-06	0	1	0.00%	0.00%	0	3	0.00%		
Sep-06	0	1	0.00%	0.00%	0	7	0.00%		
Oct-06	0	2	0.00%	0.00%	1	5	20.00%	-0.597614	-1.363324
Nov-06									
Dec-06									



Dark Fiber - IOF(Parity)									
Date	CLEC Num	CLEC Denom	CLEC Result	CLEC Std Dev	Qwest Num	Qwest Denom	Qwest Result	Mod Z Scr	Parity Scr
Jan-06									
Feb-06									
Mar-06									
Apr-06									
May-06	0	2	0.00%	0.00%					
Jun-06	0	1	0.00%	0.00%					
Jul-06									
Aug-06									
Sep-06									
Oct-06									
Nov-06									
Dec-06									



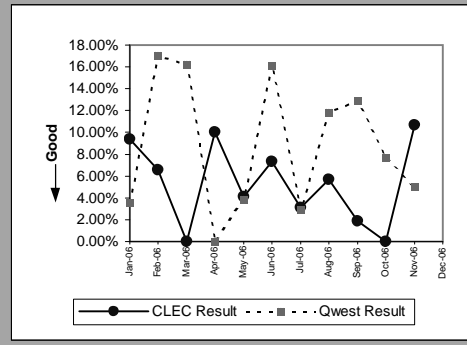
Unbundled Loop Analog(Parity)									
Date	CLEC Num	CLEC Denom	CLEC Result	CLEC Std Dev	Qwest Num	Qwest Denom	Qwest Result	Mod Z Scr	Parity Scr
Jan-06	14	324	4.32%	20.33%	2103	20297	10.36%	-3.539398	-3.151801
Feb-06	11	220	5.00%	21.79%	1469	14905	9.86%	-2.39868	-2.458294
Mar-06	10	199	5.03%	21.85%	1249	13232	9.44%	-2.113927	-2.285176
Apr-06	8	181	4.42%	20.55%	1059	11288	9.38%	-2.271291	-2.380847
May-06	11	191	5.76%	23.30%	1315	13659	9.63%	-1.799853	-2.094233
Jun-06	12	214	5.61%	23.01%	1318	14094	9.35%	-1.867032	-2.135075
Jul-06	6	198	3.03%	17.14%	1351	14154	9.55%	-3.098177	-2.883558
Aug-06	7	172	4.07%	19.76%	1152	12896	8.93%	-2.221433	-2.350535
Sep-06	7	177	3.95%	19.49%	1009	11558	8.73%	-2.233566	-2.357911
Oct-06	15	235	6.38%	24.44%	1144	12104	9.45%	-1.592528	-1.968188
Nov-06	14	272	5.15%	22.10%	1995	18490	10.79%	-2.977684	-2.810303
Dec-06									



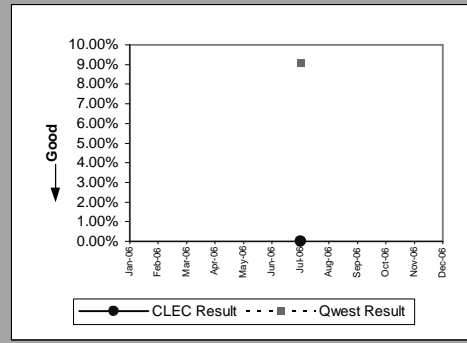


MR-7D - Repair Repeat Report Rate (Percent) - Interval Zone One

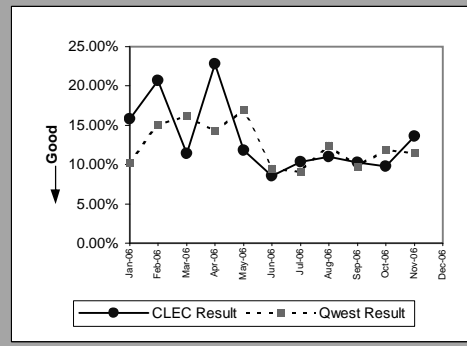
Unbundled Loop - 2 Wire Non-Loaded(Parity)									
Date	CLEC Num	CLEC Denom	CLEC Result	CLEC Std Dev	Qwest Num	Qwest Denom	Qwest Result	Mod Z Scr	Parity Scr
Jan-06	6	64	9.38%	29.15%	2	57	3.51%	1.750541	-0.240995
Feb-06	4	61	6.56%	24.75%	7	41	17.07%	-1.383866	-1.841331
Mar-06	0	42	0.00%	0.00%	6	37	16.22%	-1.951222	-2.186259
Apr-06	4	40	10.00%	30.00%	0	34	0.00%	0.11831	
May-06	2	49	4.08%	19.79%	2	52	3.85%	0.061503	-0.986827
Jun-06	3	41	7.32%	26.04%	5	31	16.13%	-1.006628	-1.611986
Jul-06	2	65	3.08%	17.27%	1	34	2.94%	0.03796	-1.077418
Aug-06	4	70	5.71%	23.21%	7	59	11.86%	-1.076131	-1.654241
Sep-06	1	53	1.89%	13.61%	4	31	12.90%	-1.453349	-1.883574
Oct-06	0	45	0.00%	0.00%	3	39	7.69%	-1.319497	-1.802197
Nov-06	8	75	10.67%	30.87%	1	20	5.00%	1.033153	-0.58945
Dec-06									



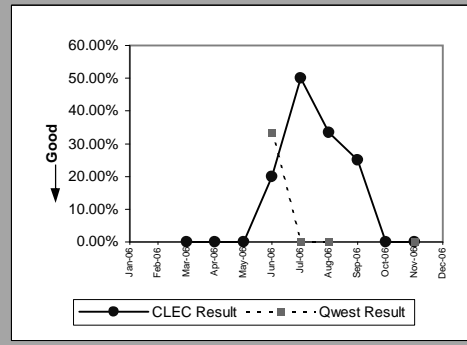
Unbundled Loop - 4 Wire Non-Loaded(Parity)									
Date	CLEC Num	CLEC Denom	CLEC Result	CLEC Std Dev	Qwest Num	Qwest Denom	Qwest Result	Mod Z Scr	Parity Scr
Jan-06									
Feb-06									
Mar-06									
Apr-06									
May-06									
Jun-06									
Jul-06	0	1	0.00%	0.00%	11	121	9.09%	-0.314929	-1.191463
Aug-06									
Sep-06									
Oct-06									
Nov-06									
Dec-06									



Unbundled Loop - DS1 Capable(Parity)									
Date	CLEC Num	CLEC Denom	CLEC Result	CLEC Std Dev	Qwest Num	Qwest Denom	Qwest Result	Mod Z Scr	Parity Scr
Jan-06	22	139	15.83%	36.50%	14	137	10.22%	1.537988	-0.166651
Feb-06	23	111	20.72%	40.53%	20	133	15.04%	1.236736	-0.301844
Mar-06	9	79	11.39%	31.77%	23	142	16.20%	-0.92915	-1.564883
Apr-06	18	79	22.78%	41.94%	15	105	14.29%	1.630776	-0.10835
May-06	11	93	11.83%	32.29%	23	136	16.91%	-1.007901	-1.612761
Jun-06	8	94	8.51%	27.90%	13	136	9.56%	-0.26578	-1.161583
Jul-06	9	87	10.34%	30.45%	11	121	9.09%	0.310301	-0.822936
Aug-06	8	73	10.96%	31.24%	14	112	12.50%	-0.309781	-1.188334
Sep-06	9	88	10.23%	30.30%	10	102	9.80%	0.097852	-0.949017
Oct-06	8	82	9.76%	29.67%	16	135	11.85%	-0.46311	-1.281551
Nov-06	17	125	13.60%	34.28%	17	148	11.49%	0.545646	-0.685338
Dec-06									

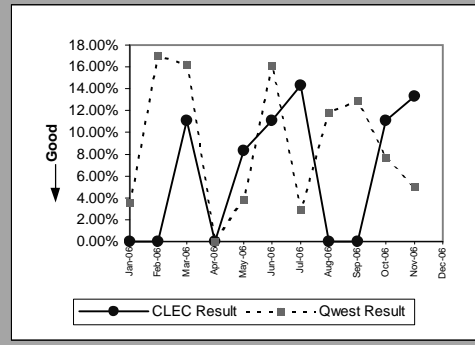


Unbundled Loop - XDSL(Parity)									
Date	CLEC Num	CLEC Denom	CLEC Result	CLEC Std Dev	Qwest Num	Qwest Denom	Qwest Result	Mod Z Scr	Parity Scr
Jan-06									
Feb-06									
Mar-06	0	2	0.00%	0.00%					
Apr-06	0	3	0.00%	0.00%					
May-06	0	2	0.00%	0.00%					
Jun-06	1	5	20.00%	40.00%	1	3	33.33%	-0.387298	-1.235461
Jul-06	2	4	50.00%	50.00%	0	1	0.00%		-0.706925
Aug-06	1	3	33.33%	47.14%	0	1	0.00%		-0.89833
Sep-06	1	4	25.00%	43.30%					
Oct-06	0	3	0.00%	0.00%					
Nov-06	0	1	0.00%	0.00%	0	1	0.00%		
Dec-06									

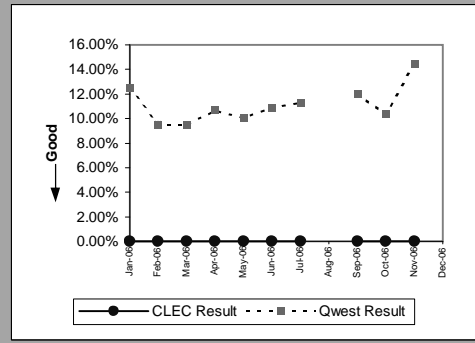


MR-7D - Repair Repeat Report Rate (Percent) - Interval Zone One

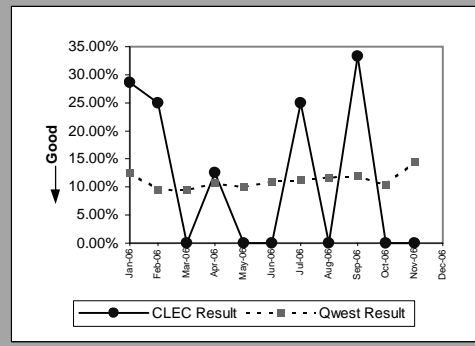
Unbundled Loop ISDN Capable(Parity)									
Date	CLEC Num	CLEC Denom	CLEC Result	CLEC Std Dev	Qwest Num	Qwest Denom	Qwest Result	Mod Z Scr	Parity Scr
Jan-06	0	21	0.00%	0.00%	2	57	3.51%	-0.747022	-1.454157
Feb-06	0	12	0.00%	0.00%	7	41	17.07%	-1.382465	-1.840479
Mar-06	1	9	11.11%	31.43%	6	37	16.22%	-0.372643	-1.226551
Apr-06	0	7	0.00%	0.00%	0	34	0.00%		
May-06	1	12	8.33%	27.64%	2	52	3.85%	0.728583	-0.663757
Jun-06	1	9	11.11%	31.43%	5	31	16.13%	-0.360318	-1.219058
Jul-06	2	14	14.29%	34.99%	1	34	2.94%	2.114422	-0.23915
Aug-06	0	6	0.00%	0.00%	7	59	11.86%	-0.856234	-1.520553
Sep-06	0	8	0.00%	0.00%	4	31	12.90%	-0.970603	-1.590085
Oct-06	1	9	11.11%	31.43%	3	39	7.69%	0.346944	-0.826222
Nov-06	2	15	13.33%	33.99%	1	20	5.00%	1.119434	-0.532644
Dec-06									



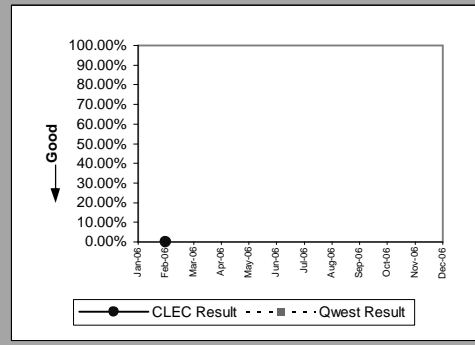
Unbundled Loop - ADSL Qualified(Parity)									
Date	CLEC Num	CLEC Denom	CLEC Result	CLEC Std Dev	Qwest Num	Qwest Denom	Qwest Result	Mod Z Scr	Parity Scr
Jan-06	0	1	0.00%	0.00%	489	3909	12.51%	-0.378082	-1.229857
Feb-06	0	1	0.00%	0.00%	630	6600	9.55%	-0.324826	-1.19748
Mar-06	0	1	0.00%	0.00%	357	3757	9.50%	-0.323994	-1.196974
Apr-06	0	1	0.00%	0.00%	346	3243	10.67%	-0.345539	-1.210073
May-06	0	1	0.00%	0.00%	410	4067	10.08%	-0.334793	-1.20354
Jun-06	0	1	0.00%	0.00%	445	4080	10.91%	-0.349844	-1.21269
Jul-06	0	1	0.00%	0.00%	472	4167	11.33%	-0.357365	-1.217262
Aug-06									
Sep-06	0	4	0.00%	0.00%	585	4879	11.99%	-0.737902	-1.448613
Oct-06	0	1	0.00%	0.00%	527	5087	10.36%	-0.339923	-1.206658
Nov-06	0	3	0.00%	0.00%	819	5674	14.43%	-0.711202	-1.43238
Dec-06									



Qwest DSL(Parity)									
Date	CLEC Num	CLEC Denom	CLEC Result	CLEC Std Dev	Qwest Num	Qwest Denom	Qwest Result	Mod Z Scr	Parity Scr
Jan-06	2	7	28.57%	45.18%	489	3909	12.51%	1.283376	-0.31388
Feb-06	1	4	25.00%	43.30%	630	6600	9.55%	1.051577	-0.465191
Mar-06	0	3	0.00%	0.00%	357	3757	9.50%	-0.561025	-1.341079
Apr-06	1	8	12.50%	33.07%	346	3243	10.67%	0.167533	-0.854085
May-06	0	7	0.00%	0.00%	410	4067	10.08%	-0.885126	-1.538118
Jun-06	0	4	0.00%	0.00%	445	4080	10.91%	-0.699431	-1.425224
Jul-06	1	4	25.00%	43.30%	472	4167	11.33%	0.862438	-0.53985
Aug-06	0	6	0.00%	0.00%	557	4735	11.76%	-0.893808	-1.543396
Sep-06	1	3	33.33%	47.14%	585	4879	11.99%	1.137648	-0.441455
Oct-06	0	2	0.00%	0.00%	527	5087	10.36%	-0.480676	-1.29223
Nov-06	0	2	0.00%	0.00%	819	5674	14.43%	-0.580745	-1.353068
Dec-06									

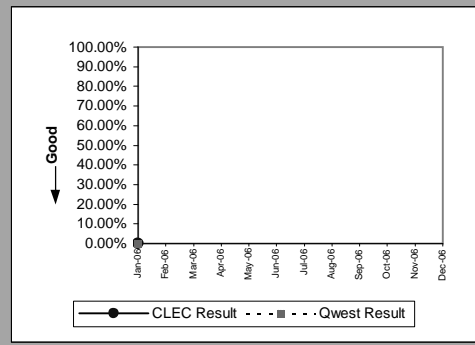


Dark Fiber - Loop(Parity)									
Date	CLEC Num	CLEC Denom	CLEC Result	CLEC Std Dev	Qwest Num	Qwest Denom	Qwest Result	Mod Z Scr	Parity Scr
Jan-06									
Feb-06	0	1	0.00%	0.00%					
Mar-06									
Apr-06									
May-06									
Jun-06									
Jul-06									
Aug-06									
Sep-06									
Oct-06									
Nov-06									
Dec-06									



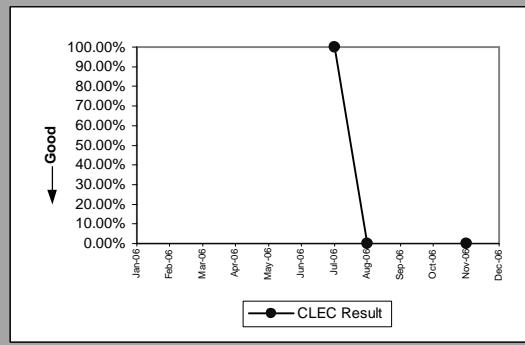
MR-7D - Repair Repeat Report Rate (Percent) - Interval Zone One

E911 (Parity)									
Date	CLEC Num	CLEC Denom	CLEC Result	CLEC Std Dev	Qwest Num	Qwest Denom	Qwest Result	Mod Z Scr	Parity Scr
Jan-06	0	1	0.00%	0.00%	0	6	0.00%		
Feb-06									
Mar-06									
Apr-06									
May-06									
Jun-06									
Jul-06									
Aug-06									
Sep-06									
Oct-06									
Nov-06									
Dec-06									

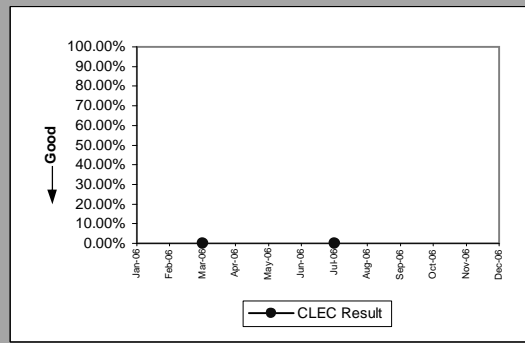


MR-7D - Repair Repeat Report Rate (Percent) - Interval Zone One

Enhanced Extended Loops - DS0 Capable(Diagnostic)				
Date	Numerator	Denominator	CLEC Result	Standard Dev
Jan-06				
Feb-06				
Mar-06				
Apr-06				
May-06				
Jun-06				
Jul-06	1	1	100.00%	0.00%
Aug-06	0	1	0.00%	0.00%
Sep-06				
Oct-06				
Nov-06	0	2	0.00%	0.00%
Dec-06				

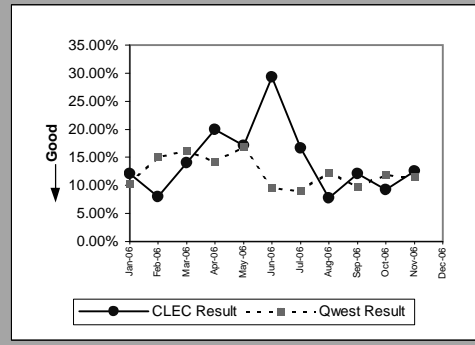


Enhanced Extended Loops - DS3 Capable(Diagnostic)				
Date	Numerator	Denominator	CLEC Result	Standard Dev
Jan-06				
Feb-06				
Mar-06	0	1	0.00%	0.00%
Apr-06				
May-06				
Jun-06				
Jul-06	0	1	0.00%	0.00%
Aug-06				
Sep-06				
Oct-06				
Nov-06				
Dec-06				



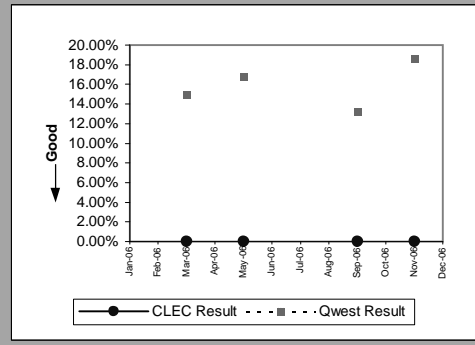
MR-7D - Repair Repeat Report Rate (Percent) - Interval Zone One

Enhanced Extended Loops - DS1 Capable(Parity)									
Date	CLEC Num	CLEC Denom	CLEC Result	CLEC Std Dev	Qwest Num	Qwest Denom	Qwest Result	Mod Z Scr	Parity Scr
Jan-06	8	66	12.12%	32.64%	14	137	10.22%	0.419133	-0.750522
Feb-06	4	50	8.00%	27.13%	20	133	15.04%	-1.18688	-1.721572
Mar-06	8	57	14.04%	34.74%	23	142	16.20%	-0.374266	-1.227538
Apr-06	9	45	20.00%	40.00%	15	105	14.29%	0.916515	-0.479634
May-06	13	76	17.11%	37.66%	23	136	16.91%	0.036043	-0.979525
Jun-06	24	82	29.27%	45.50%	13	136	9.56%	4.794438	1.206036
Jul-06	12	72	16.67%	37.27%	11	122	9.02%	1.797315	-0.057703
Aug-06	6	77	7.79%	26.80%	14	114	12.28%	-0.927091	-1.563632
Sep-06	8	66	12.12%	32.64%	10	102	9.80%	0.493292	-0.717907
Oct-06	5	54	9.26%	28.99%	16	135	11.85%	-0.498158	-1.302859
Nov-06	13	104	12.50%	33.07%	17	148	11.49%	0.248415	-0.855609
Dec-06									

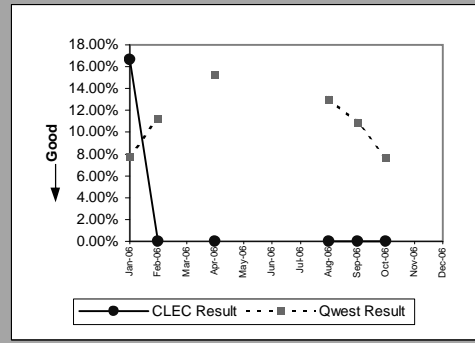


MR-7E - Repair Repeat Report Rate (Percent) - Interval Zone Two

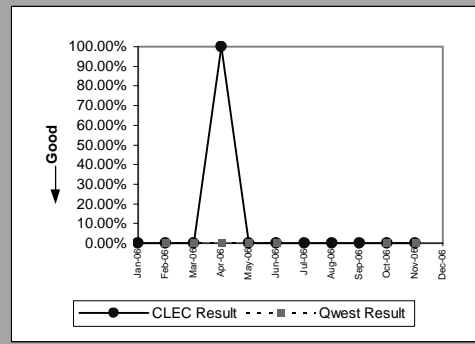
DS0(Parity)									
Date	CLEC Num	CLEC Denom	CLEC Result	CLEC Std Dev	Qwest Num	Qwest Denom	Qwest Result	Mod Z Scr	Parity Scr
Jan-06									
Feb-06									
Mar-06	0	2	0.00%	0.00%	16	107	14.95%	-0.587534	-1.357195
Apr-06									
May-06	0	2	0.00%	0.00%	22	131	16.79%	-0.630555	-1.38335
Jun-06									
Jul-06									
Aug-06									
Sep-06	0	1	0.00%	0.00%	14	106	13.21%	-0.388268	-1.23605
Oct-06									
Nov-06	0	1	0.00%	0.00%	21	113	18.58%	-0.475666	-1.289185
Dec-06									



DS1(Parity)									
Date	CLEC Num	CLEC Denom	CLEC Result	CLEC Std Dev	Qwest Num	Qwest Denom	Qwest Result	Mod Z Scr	Parity Scr
Jan-06	1	6	16.67%	37.27%	11	142	7.75%	0.800607	-0.577456
Feb-06	0	2	0.00%	0.00%	16	142	11.27%	-0.500441	-1.304246
Mar-06									
Apr-06	0	1	0.00%	0.00%	18	118	15.25%	-0.422478	-1.256848
May-06									
Jun-06									
Jul-06									
Aug-06	0	2	0.00%	0.00%	15	115	13.04%	-0.543021	-1.330133
Sep-06	0	1	0.00%	0.00%	13	119	10.92%	-0.34874	-1.212019
Oct-06	0	1	0.00%	0.00%	8	105	7.62%	-0.285825	-1.17377
Nov-06									
Dec-06									

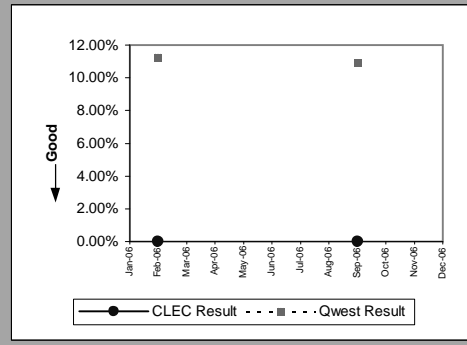


LIS Trunk(Parity)									
Date	CLEC Num	CLEC Denom	CLEC Result	CLEC Std Dev	Qwest Num	Qwest Denom	Qwest Result	Mod Z Scr	Parity Scr
Jan-06	0	7	0.00%	0.00%					
Feb-06	0	7	0.00%	0.00%	0	1	0.00%		
Mar-06	0	4	0.00%	0.00%	0	1	0.00%		
Apr-06	1	1	100.00%	0.00%	0	3	0.00%		-0.239451
May-06	0	1	0.00%	0.00%	0	1	0.00%		
Jun-06	0	1	0.00%	0.00%	0	1	0.00%		
Jul-06	0	2	0.00%	0.00%					
Aug-06	0	2	0.00%	0.00%					
Sep-06	0	6	0.00%	0.00%					
Oct-06	0	3	0.00%	0.00%	0	1	0.00%		
Nov-06	0	2	0.00%	0.00%	0	1	0.00%		
Dec-06									

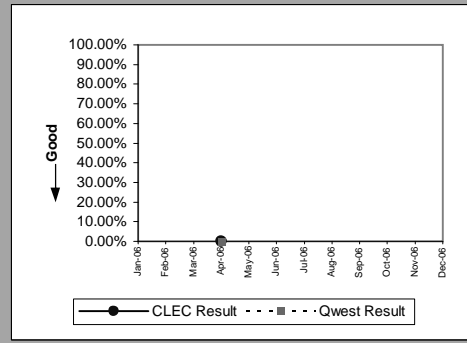


MR-7E - Repair Repeat Report Rate (Percent) - Interval Zone Two

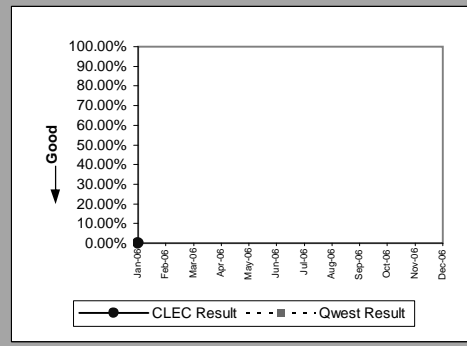
UDIT DS1(Parity)									
Date	CLEC Num	CLEC Denom	CLEC Result	CLEC Std Dev	Qwest Num	Qwest Denom	Qwest Result	Mod Z Scr	Parity Scr
Jan-06									
Feb-06	0	2	0.00%	0.00%	16	142	11.27%	-0.500441	-1.304246
Mar-06									
Apr-06									
May-06									
Jun-06									
Jul-06									
Aug-06									
Sep-06	0	3	0.00%	0.00%	13	119	10.92%	-0.599064	-1.364205
Oct-06									
Nov-06									
Dec-06									



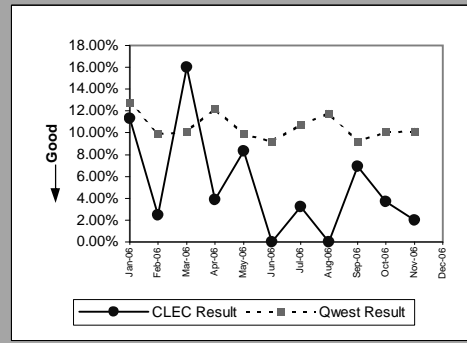
UDIT Above DS1 Level(Parity)									
Date	CLEC Num	CLEC Denom	CLEC Result	CLEC Std Dev	Qwest Num	Qwest Denom	Qwest Result	Mod Z Scr	Parity Scr
Jan-06									
Feb-06									
Mar-06									
Apr-06	0	1	0.00%	0.00%	0	1	0.00%		
May-06									
Jun-06									
Jul-06									
Aug-06									
Sep-06									
Oct-06									
Nov-06									
Dec-06									



Dark Fiber - IOF(Parity)									
Date	CLEC Num	CLEC Denom	CLEC Result	CLEC Std Dev	Qwest Num	Qwest Denom	Qwest Result	Mod Z Scr	Parity Scr
Jan-06	0	1	0.00%	0.00%					
Feb-06									
Mar-06									
Apr-06									
May-06									
Jun-06									
Jul-06									
Aug-06									
Sep-06									
Oct-06									
Nov-06									
Dec-06									

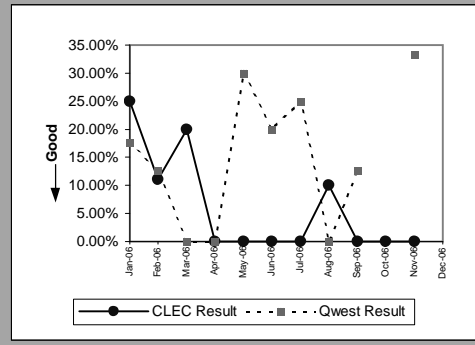


Unbundled Loop Analog(Parity)									
Date	CLEC Num	CLEC Denom	CLEC Result	CLEC Std Dev	Qwest Num	Qwest Denom	Qwest Result	Mod Z Scr	Parity Scr
Jan-06	6	53	11.32%	31.68%	739	5776	12.79%	-0.3197	-1.194364
Feb-06	1	41	2.44%	15.43%	376	3805	9.88%	-1.588447	-1.965707
Mar-06	4	25	16.00%	36.66%	318	3144	10.11%	0.972112	-0.423618
Apr-06	1	26	3.85%	19.23%	382	3125	12.22%	-1.298749	-1.789583
May-06	2	24	8.33%	27.64%	401	4037	9.93%	-0.261249	-1.158828
Jun-06	0	33	0.00%	0.00%	340	3705	9.18%	-1.817935	-2.105226
Jul-06	1	31	3.23%	17.67%	345	3213	10.74%	-1.344475	-1.817383
Aug-06	0	23	0.00%	0.00%	421	3570	11.79%	-1.74793	-2.062666
Sep-06	2	29	6.90%	25.34%	276	3000	9.20%	-0.427122	-1.259672
Oct-06	1	27	3.70%	18.89%	311	3086	10.08%	-1.095446	-1.665984
Nov-06	1	50	2.00%	14.00%	493	4858	10.15%	-1.898303	-2.154086
Dec-06									

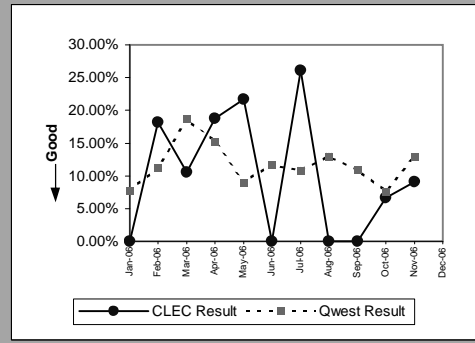


MR-7E - Repair Repeat Report Rate (Percent) - Interval Zone Two

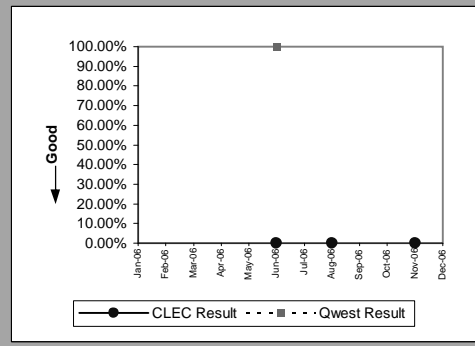
Unbundled Loop - 2 Wire Non-Loaded(Parity)									
Date	CLEC Num	CLEC Denom	CLEC Result	CLEC Std Dev	Qwest Num	Qwest Denom	Qwest Result	Mod Z Scr	Parity Scr
Jan-06	2	8	25.00%	43.30%	3	17	17.65%	0.449868	-0.775177
Feb-06	1	9	11.11%	31.43%	1	8	12.50%	-0.086427	-1.052544
Mar-06	1	5	20.00%	40.00%	0	5	0.00%		-0.625895
Apr-06	0	2	0.00%	0.00%	0	4	0.00%		
May-06	0	5	0.00%	0.00%	3	10	30.00%	-1.195229	-1.726647
Jun-06	0	2	0.00%	0.00%	1	5	20.00%	-0.597614	-1.363324
Jul-06	0	6	0.00%	0.00%	1	4	25.00%	-0.894427	-1.543773
Aug-06	1	10	10.00%	30.00%	0	5	0.00%		-0.780928
Sep-06	0	2	0.00%	0.00%	1	8	12.50%	-0.478091	-1.290659
Oct-06	0	1	0.00%	0.00%					
Nov-06	0	4	0.00%	0.00%	1	3	33.33%	-0.92582	-1.562859
Dec-06									



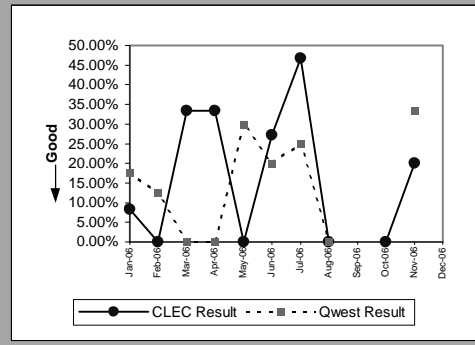
Unbundled Loop - DS1 Capable(Parity)									
Date	CLEC Num	CLEC Denom	CLEC Result	CLEC Std Dev	Qwest Num	Qwest Denom	Qwest Result	Mod Z Scr	Parity Scr
Jan-06	0	11	0.00%	0.00%	11	142	7.75%	-0.925882	-1.562896
Feb-06	2	11	18.18%	38.57%	16	142	11.27%	0.698684	-0.593513
Mar-06	2	19	10.53%	30.69%	22	118	18.64%	-0.843196	-1.512627
Apr-06	3	16	18.75%	39.03%	18	118	15.25%	0.364952	-0.770325
May-06	5	23	21.74%	41.25%	12	134	8.96%	1.983647	0.015928
Jun-06	0	10	0.00%	0.00%	15	128	11.72%	-1.109614	-1.674597
Jul-06	6	23	26.09%	43.91%	12	111	10.81%	2.147344	0.098355
Aug-06	0	17	0.00%	0.00%	15	115	13.04%	-1.4905	-1.90616
Sep-06	0	5	0.00%	0.00%	13	119	10.92%	-0.767125	-1.466379
Oct-06	1	15	6.67%	24.94%	8	105	7.62%	-0.130053	-1.079066
Nov-06	2	22	9.09%	28.75%	17	132	12.88%	-0.49106	-1.298543
Dec-06									



Unbundled Loop - XDSL(Parity)									
Date	CLEC Num	CLEC Denom	CLEC Result	CLEC Std Dev	Qwest Num	Qwest Denom	Qwest Result	Mod Z Scr	Parity Scr
Jan-06									
Feb-06									
Mar-06									
Apr-06									
May-06									
Jun-06	0	1	0.00%	0.00%	2	2	100.00%		
Jul-06									
Aug-06	0	1	0.00%	0.00%					
Sep-06									
Oct-06									
Nov-06	0	1	0.00%	0.00%					
Dec-06									



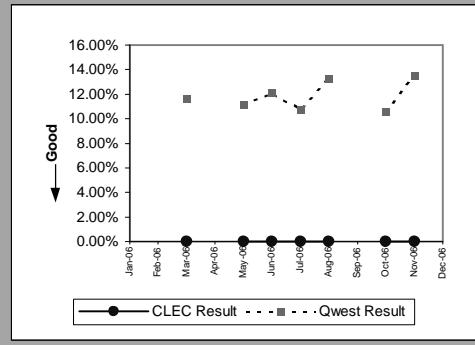
Unbundled Loop ISDN Capable(Parity)									
Date	CLEC Num	CLEC Denom	CLEC Result	CLEC Std Dev	Qwest Num	Qwest Denom	Qwest Result	Mod Z Scr	Parity Scr
Jan-06	1	12	8.33%	27.64%	3	17	17.65%	-0.647983	-1.393946
Feb-06	0	5	0.00%	0.00%	1	8	12.50%	-0.662994	-1.403071
Mar-06	2	6	33.33%	47.14%	0	5	0.00%		-0.270467
Apr-06	1	3	33.33%	47.14%	0	4	0.00%		-0.530651
May-06	0	10	0.00%	0.00%	3	10	30.00%	-1.46385	-1.889958
Jun-06	3	11	27.27%	44.54%	1	5	20.00%	0.3371	-0.926536
Jul-06	7	15	46.67%	49.89%	1	4	25.00%	0.889181	-0.607316
Aug-06	0	8	0.00%	0.00%	0	5	0.00%		
Sep-06									
Oct-06	0	2	0.00%	0.00%					
Nov-06	1	5	20.00%	40.00%	1	3	33.33%	-0.387298	-1.235461
Dec-06									



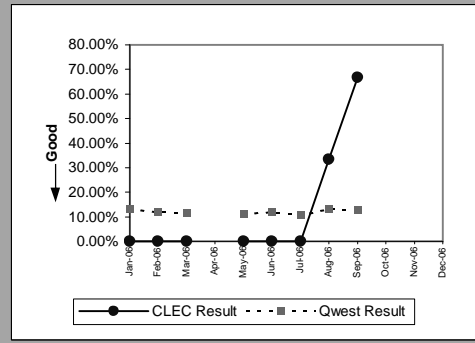


MR-7E - Repair Repeat Report Rate (Percent) - Interval Zone Two

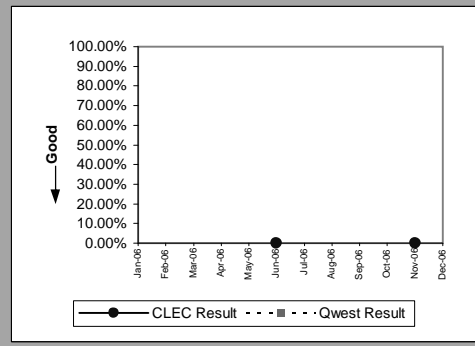
Unbundled Loop - ADSL Qualified(Parity)									
Date	CLEC Num	CLEC Denom	CLEC Result	CLEC Std Dev	Qwest Num	Qwest Denom	Qwest Result	Mod Z Scr	Parity Scr
Jan-06									
Feb-06									
Mar-06	0	1	0.00%	0.00%	270	2326	11.61%	-0.362307	-1.220267
Apr-06									
May-06	0	2	0.00%	0.00%	232	2077	11.17%	-0.501247	-1.304737
Jun-06	0	1	0.00%	0.00%	256	2121	12.07%	-0.370406	-1.225191
Jul-06	0	1	0.00%	0.00%	245	2276	10.76%	-0.347242	-1.211108
Aug-06	0	3	0.00%	0.00%	331	2499	13.25%	-0.67637	-1.411204
Sep-06									
Oct-06	0	1	0.00%	0.00%	265	2508	10.57%	-0.343654	-1.208927
Nov-06	0	1	0.00%	0.00%	480	3553	13.51%	-0.395165	-1.240243
Dec-06									



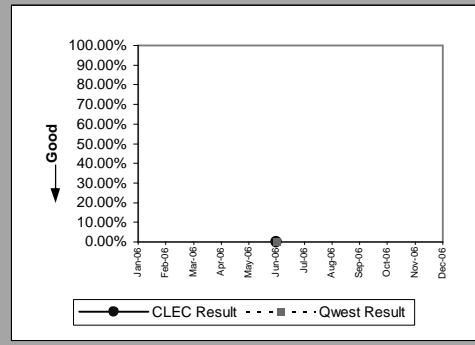
Qwest DSL(Parity)									
Date	CLEC Num	CLEC Denom	CLEC Result	CLEC Std Dev	Qwest Num	Qwest Denom	Qwest Result	Mod Z Scr	Parity Scr
Jan-06	0	1	0.00%	0.00%	312	2346	13.30%	-0.39157	-1.238058
Feb-06	0	2	0.00%	0.00%	465	3871	12.01%	-0.522405	-1.317599
Mar-06	0	1	0.00%	0.00%	270	2326	11.61%	-0.362307	-1.220267
Apr-06									
May-06	0	1	0.00%	0.00%	232	2077	11.17%	-0.35452	-1.215533
Jun-06	0	1	0.00%	0.00%	256	2121	12.07%	-0.370406	-1.225191
Jul-06	0	1	0.00%	0.00%	245	2276	10.76%	-0.347242	-1.211108
Aug-06	1	3	33.33%	47.14%	331	2499	13.25%	1.025794	-0.484012
Sep-06	2	3	66.67%	47.14%	410	3210	12.77%	2.795329	0.216342
Oct-06									
Nov-06									
Dec-06									



Dark Fiber - Loop(Parity)									
Date	CLEC Num	CLEC Denom	CLEC Result	CLEC Std Dev	Qwest Num	Qwest Denom	Qwest Result	Mod Z Scr	Parity Scr
Jan-06									
Feb-06									
Mar-06									
Apr-06									
May-06									
Jun-06	0	1	0.00%	0.00%					
Jul-06									
Aug-06									
Sep-06									
Oct-06									
Nov-06	0	1	0.00%	0.00%					
Dec-06									

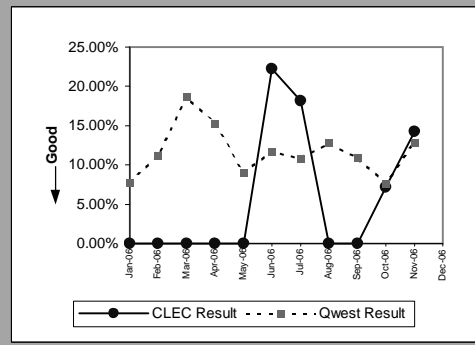


E911(Parity)									
Date	CLEC Num	CLEC Denom	CLEC Result	CLEC Std Dev	Qwest Num	Qwest Denom	Qwest Result	Mod Z Scr	Parity Scr
Jan-06									
Feb-06									
Mar-06									
Apr-06									
May-06									
Jun-06	0	1	0.00%	0.00%	0	5	0.00%		
Jul-06									
Aug-06									
Sep-06									
Oct-06									
Nov-06									
Dec-06									



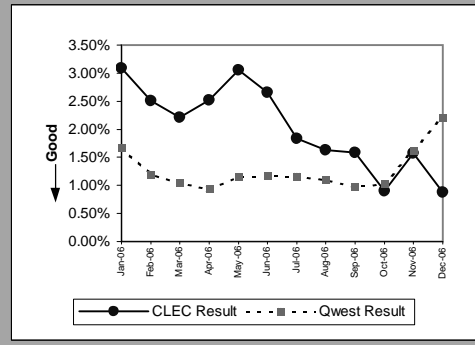
MR-7E - Repair Repeat Report Rate (Percent) - Interval Zone Two

Enhanced Extended Loops - DS1 Capable(Parity)									
Date	CLEC Num	CLEC Denom	CLEC Result	CLEC Std Dev	Qwest Num	Qwest Denom	Qwest Result	Mod Z Scr	Parity Scr
Jan-06	0	6	0.00%	0.00%	11	142	7.75%	-0.695264	-1.42269
Feb-06	0	6	0.00%	0.00%	16	142	11.27%	-0.854995	-1.5198
Mar-06	0	5	0.00%	0.00%	22	118	18.64%	-1.048454	-1.637414
Apr-06	0	9	0.00%	0.00%	18	118	15.25%	-1.226865	-1.745881
May-06	0	9	0.00%	0.00%	12	134	8.96%	-0.910786	-1.553719
Jun-06	2	9	22.22%	41.57%	15	128	11.72%	0.946943	-0.474867
Jul-06	2	11	18.18%	38.57%	12	111	10.81%	0.750965	-0.572453
Aug-06	0	13	0.00%	0.00%	15	117	12.82%	-1.311712	-1.797464
Sep-06	0	7	0.00%	0.00%	13	119	10.92%	-0.900442	-1.54743
Oct-06	1	14	7.14%	25.75%	8	105	7.62%	-0.063085	-1.038353
Nov-06	2	14	14.29%	34.99%	17	132	12.88%	0.149433	-0.88997
Dec-06									

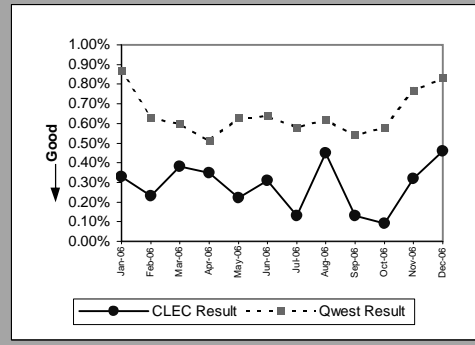


MR-8 - Trouble Rate (Percent)

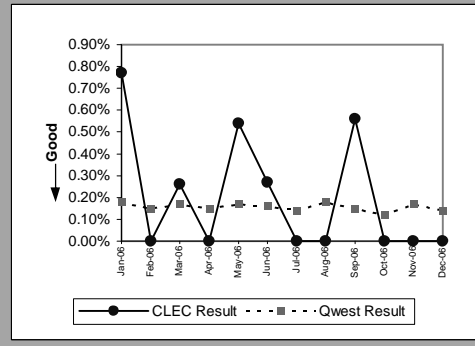
Residence(Parity)									
Date	CLEC Num	CLEC Denom	CLEC Result	CLEC Std Dev	Qwest Num	Qwest Denom	Qwest Result	Mod Z Scr	Parity Scr
Jan-06	80	2586	3.09%	17.31%	23213	1389584	1.67%	5.641245	2.429633
Feb-06	66	2633	2.51%	15.63%	16655	1382675	1.20%	6.118923	2.720041
Mar-06	57	2581	2.21%	14.70%	14415	1375065	1.05%	5.781453	2.514874
Apr-06	63	2502	2.52%	15.67%	12739	1363520	0.93%	8.226655	4.001451
May-06	77	2527	3.05%	17.19%	15619	1354279	1.15%	8.907886	4.41561
Jun-06	63	2364	2.66%	16.11%	15681	1342482	1.17%	6.767953	3.114623
Jul-06	46	2512	1.83%	13.41%	15434	1327725	1.16%	3.124139	0.899342
Aug-06	36	2206	1.63%	12.67%	14428	1315490	1.10%	2.411227	0.465922
Sep-06	34	2157	1.58%	12.46%	12767	1301585	0.98%	2.803456	0.70438
Oct-06	18	2009	0.90%	9.42%	13260	1291626	1.03%	-0.580473	-1.352903
Nov-06	26	1658	1.57%	12.42%	20782	1283447	1.62%	-0.164681	-1.100119
Dec-06	13	1470	0.88%	9.36%	28194	1274382	2.21%	-3.459713	-3.103356



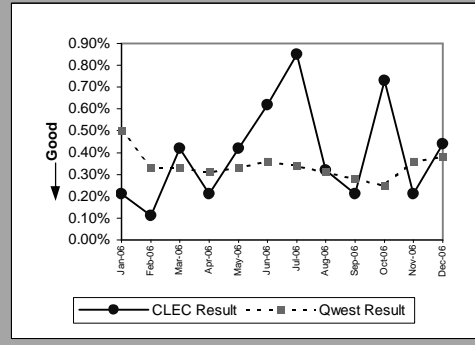
Business(Parity)									
Date	CLEC Num	CLEC Denom	CLEC Result	CLEC Std Dev	Qwest Num	Qwest Denom	Qwest Result	Mod Z Scr	Parity Scr
Jan-06	7	2142	0.33%	5.71%	2860	327496	0.87%	-2.709602	-2.647321
Feb-06	5	2129	0.23%	4.84%	2055	327698	0.63%	-2.28529	-2.389358
Mar-06	8	2109	0.38%	6.15%	1961	328657	0.60%	-1.291901	-1.78542
Apr-06	8	2302	0.35%	5.88%	1674	329040	0.51%	-1.083517	-1.658731
May-06	5	2273	0.22%	4.68%	2077	329543	0.63%	-2.463271	-2.497562
Jun-06	7	2241	0.31%	5.58%	2118	329965	0.64%	-1.946748	-2.183539
Jul-06	3	2229	0.13%	3.67%	1933	330569	0.58%	-2.778121	-2.688977
Aug-06	10	2224	0.45%	6.69%	2038	331150	0.62%	-0.99638	-1.605756
Sep-06	3	2228	0.13%	3.67%	1791	331999	0.54%	-2.599867	-2.580607
Oct-06	2	2185	0.09%	3.02%	1930	332986	0.58%	-2.995607	-2.8212
Nov-06	7	2174	0.32%	5.67%	2566	333472	0.77%	-2.380036	-2.446959
Dec-06	10	2173	0.46%	6.77%	2758	333763	0.83%	-1.879289	-2.142526



Centrex(Parity)									
Date	CLEC Num	CLEC Denom	CLEC Result	CLEC Std Dev	Qwest Num	Qwest Denom	Qwest Result	Mod Z Scr	Parity Scr
Jan-06	3	390	0.77%	8.74%	124	68278	0.18%	2.717794	0.251881
Feb-06	0	390	0.00%		104	67737	0.15%	-0.772188	-1.469457
Mar-06	1	384	0.26%	5.10%	114	67978	0.17%	0.442782	-0.699571
Apr-06	0	370	0.00%		103	67001	0.15%	-0.752692	-1.457604
May-06	2	368	0.54%	7.35%	111	65821	0.17%	1.747613	-0.127954
Jun-06	1	364	0.27%	5.23%	106	64624	0.16%	0.520448	-0.663051
Jul-06	0	360	0.00%		87	63454	0.14%	-0.701053	-1.42621
Aug-06	0	360	0.00%		111	62706	0.18%	-0.796709	-1.484365
Sep-06	2	360	0.56%	7.43%	94	62046	0.15%	1.965431	-0.054515
Oct-06	0	331	0.00%		74	60914	0.12%	-0.632788	-1.384708
Nov-06	0	314	0.00%		102	60228	0.17%	-0.727955	-1.442565
Dec-06	0	313	0.00%		83	59511	0.14%	-0.659442	-1.400912

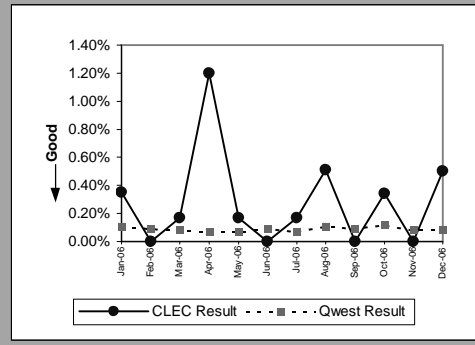


Centrex 21(Parity)									
Date	CLEC Num	CLEC Denom	CLEC Result	CLEC Std Dev	Qwest Num	Qwest Denom	Qwest Result	Mod Z Scr	Parity Scr
Jan-06	2	939	0.21%	4.61%	221	44004	0.50%	-1.240627	-1.754248
Feb-06	1	926	0.11%	3.28%	144	43326	0.33%	-1.173813	-1.713628
Mar-06	4	943	0.42%	6.50%	140	42666	0.33%	0.510138	-0.689858
Apr-06	2	960	0.21%	4.56%	131	41993	0.31%	-0.569268	-1.34609
May-06	4	963	0.42%	6.43%	137	41223	0.33%	0.442553	-0.730947
Jun-06	6	964	0.62%	7.86%	144	40539	0.36%	1.378125	-0.16216
Jul-06	8	945	0.85%	9.16%	135	39788	0.34%	2.650323	0.611282
Aug-06	3	940	0.32%	5.64%	123	39148	0.31%	0.026834	-0.983686
Sep-06	2	954	0.21%	4.57%	109	38310	0.28%	-0.428889	-1.260746
Oct-06	7	958	0.73%	8.52%	95	37557	0.25%	2.906957	0.767304
Nov-06	2	950	0.21%	4.58%	133	36931	0.36%	-0.760055	-1.462081
Dec-06	4	917	0.44%	6.59%	138	36346	0.38%	0.274851	-0.832902

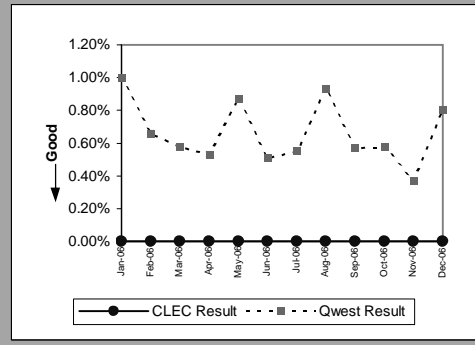


MR-8 - Trouble Rate (Percent)

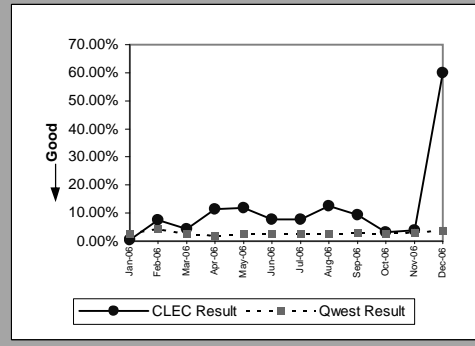
PBX(Parity)									
Date	CLEC Num	CLEC Denom	CLEC Result	CLEC Std Dev	Qwest Num	Qwest Denom	Qwest Result	Mod Z Scr	Parity Scr
Jan-06	2	568	0.35%	5.92%	65	58506	0.11%	1.715938	0.043216
Feb-06	0	567	0.00%		53	57778	0.09%	-0.718004	-1.436515
Mar-06	1	572	0.17%	4.18%	45	57386	0.08%	0.81965	-0.501688
Apr-06	7	585	1.20%	10.87%	38	56932	0.07%	10.526995	5.399959
May-06	1	592	0.17%	4.11%	38	56340	0.07%	0.946013	-0.424865
Jun-06	0	572	0.00%		52	55767	0.09%	-0.726939	-1.441947
Jul-06	1	576	0.17%	4.16%	38	54978	0.07%	0.949262	-0.42289
Aug-06	3	585	0.51%	7.14%	59	54041	0.11%	2.940434	0.787657
Sep-06	0	597	0.00%		49	53419	0.09%	-0.736247	-1.447606
Oct-06	2	594	0.34%	5.79%	62	52861	0.12%	1.553649	-0.055448
Nov-06	0	594	0.00%		43	52545	0.08%	-0.693583	-1.421669
Dec-06	3	598	0.50%	7.07%	42	52055	0.08%	3.60514	1.19177



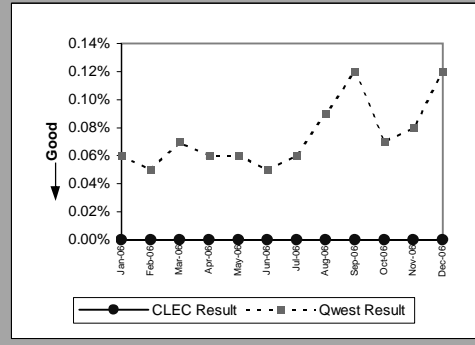
Basic Rate ISDN(Parity)									
Date	CLEC Num	CLEC Denom	CLEC Result	CLEC Std Dev	Qwest Num	Qwest Denom	Qwest Result	Mod Z Scr	Parity Scr
Jan-06	0	11	0.00%		74	7409	1.00%	-0.332882	-1.202378
Feb-06	0	10	0.00%		48	7325	0.66%	-0.256654	-1.156035
Mar-06	0	11	0.00%		42	7247	0.58%	-0.253032	-1.153832
Apr-06	0	10	0.00%		38	7157	0.53%	-0.230876	-1.140363
May-06	0	12	0.00%		62	7088	0.87%	-0.325136	-1.197669
Jun-06	0	18	0.00%		36	7025	0.51%	-0.304106	-1.184883
Jul-06	0	30	0.00%		38	6940	0.55%	-0.405535	-1.246548
Aug-06	0	32	0.00%		64	6889	0.93%	-0.546522	-1.332262
Sep-06	0	34	0.00%		39	6787	0.57%	-0.44218	-1.268826
Oct-06	0	33	0.00%		39	6712	0.58%	-0.43809	-1.26634
Nov-06	0	33	0.00%		23	6224	0.37%	-0.348933	-1.212136
Dec-06	0	33	0.00%		49	6156	0.80%	-0.513192	-1.311999



Qwest DSL(Parity)									
Date	CLEC Num	CLEC Denom	CLEC Result	CLEC Std Dev	Qwest Num	Qwest Denom	Qwest Result	Mod Z Scr	Parity Scr
Jan-06	6	1713	0.35%	5.91%	6257	225398	2.78%	-6.088071	-4.701284
Feb-06	6	80	7.50%	26.34%	10471	233029	4.49%	1.297884	-0.251033
Mar-06	3	71	4.23%	20.12%	6084	240187	2.53%	0.907403	-0.458905
Apr-06	8	70	11.43%	31.82%	4888	246799	1.98%	5.672544	1.395323
May-06	8	68	11.76%	32.22%	6122	251436	2.43%	4.99105	1.209475
Jun-06	5	65	7.69%	26.65%	6172	256044	2.41%	2.776036	0.364748
Jul-06	5	65	7.69%	26.65%	6418	260499	2.46%	2.718979	0.344025
Aug-06	8	64	12.50%	33.07%	7208	263870	2.73%	4.793585	1.153158
Sep-06	6	64	9.38%	29.15%	8056	269698	2.99%	3.001681	0.480742
Oct-06	2	61	3.28%	17.81%	7571	275650	2.75%	0.254245	-0.796629
Nov-06	2	53	3.77%	19.06%	9202	280522	3.28%	0.20159	-0.826321
Dec-06	3	5	60.00%	48.99%	10765	285314	3.77%	6.598299	1.113245

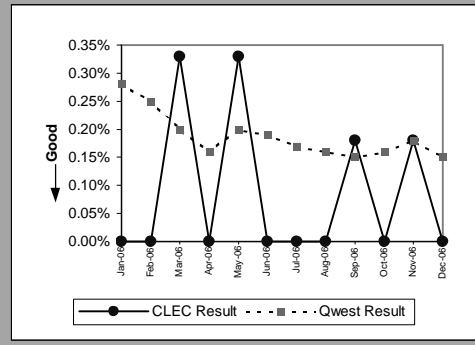


ISDN Primary(Parity)									
Date	CLEC Num	CLEC Denom	CLEC Result	CLEC Std Dev	Qwest Num	Qwest Denom	Qwest Result	Mod Z Scr	Parity Scr
Jan-06	0	74	0.00%		38	62529	0.06%	-0.212003	-1.128889
Feb-06	0	74	0.00%		30	63775	0.05%	-0.18651	-1.11339
Mar-06	0	74	0.00%		49	65984	0.07%	-0.234376	-1.14249
Apr-06	0	74	0.00%		37	66779	0.06%	-0.202431	-1.123069
May-06	0	74	0.00%		44	67721	0.06%	-0.219222	-1.133278
Jun-06	0	74	0.00%		37	68056	0.05%	-0.200524	-1.12191
Jul-06	0	74	0.00%		44	69379	0.06%	-0.216588	-1.131676
Aug-06	0	78	0.00%		66	71217	0.09%	-0.268838	-1.163442
Sep-06	0	77	0.00%		88	71909	0.12%	-0.306993	-1.186639
Oct-06	0	102	0.00%		49	72417	0.07%	-0.262615	-1.159658
Nov-06	0	102	0.00%		61	72912	0.08%	-0.292041	-1.177548
Dec-06	0	102	0.00%		91	73313	0.12%	-0.355794	-1.216307

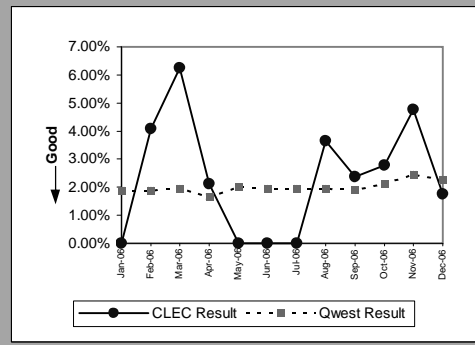


MR-8 - Trouble Rate (Percent)

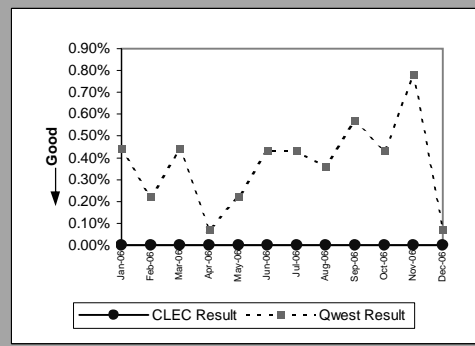
DS0(Parity)									
Date	CLEC Num	CLEC Denom	CLEC Result	CLEC Std Dev	Qwest Num	Qwest Denom	Qwest Result	Mod Z Scr	Parity Scr
Jan-06	0	612	0.00%		367	133340	0.28%	-1.296679	-1.788325
Feb-06	0	612	0.00%		340	134792	0.25%	-1.241217	-1.754607
Mar-06	2	610	0.33%	5.72%	277	139479	0.20%	0.7156	-0.564946
Apr-06	0	611	0.00%		225	139542	0.16%	-0.9912	-1.602607
May-06	2	611	0.33%	5.71%	283	139375	0.20%	0.680962	-0.586005
Jun-06	0	588	0.00%		262	138008	0.19%	-1.055302	-1.641578
Jul-06	0	584	0.00%		240	140159	0.17%	-0.998782	-1.607216
Aug-06	0	559	0.00%		229	143972	0.16%	-0.941865	-1.572613
Sep-06	1	543	0.18%	4.29%	213	141772	0.15%	0.203689	-0.876166
Oct-06	0	542	0.00%		225	141482	0.16%	-0.927376	-1.563804
Nov-06	1	542	0.18%	4.29%	244	138251	0.18%	0.044348	-0.973038
Dec-06	0	540	0.00%		212	139039	0.15%	-0.90633	-1.551009



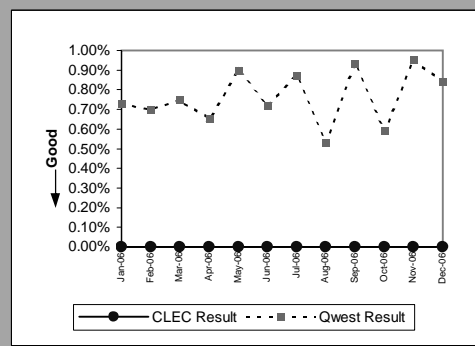
DS1(Parity)									
Date	CLEC Num	CLEC Denom	CLEC Result	CLEC Std Dev	Qwest Num	Qwest Denom	Qwest Result	Mod Z Scr	Parity Scr
Jan-06	0	51	0.00%		277	14612	1.90%	-0.990991	-1.60248
Feb-06	2	49	4.08%	19.79%	278	14640	1.90%	1.117591	-0.374007
Mar-06	3	48	6.25%	24.21%	260	13351	1.95%	2.153332	0.068006
Apr-06	1	47	2.13%	14.43%	223	13422	1.66%	0.249611	-0.796572
May-06	0	48	0.00%		270	13451	2.01%	-0.989817	-1.601766
Jun-06	0	42	0.00%		264	13457	1.96%	-0.915331	-1.556482
Jul-06	0	39	0.00%		264	13440	1.96%	-0.8827	-1.536644
Aug-06	2	55	3.64%	18.72%	227	11509	1.97%	0.88538	-0.477599
Sep-06	2	84	2.38%	15.25%	218	11369	1.92%	0.308594	-0.769369
Oct-06	2	72	2.78%	16.43%	240	11388	2.11%	0.394737	-0.722619
Nov-06	3	63	4.76%	21.30%	280	11361	2.46%	1.172847	-0.330954
Dec-06	1	57	1.75%	13.13%	256	11231	2.28%	-0.264917	-1.161058



DS3(Parity)									
Date	CLEC Num	CLEC Denom	CLEC Result	CLEC Std Dev	Qwest Num	Qwest Denom	Qwest Result	Mod Z Scr	Parity Scr
Jan-06	0	4	0.00%		6	1367	0.44%	-0.1326	-1.080615
Feb-06	0	4	0.00%		3	1359	0.22%	-0.093934	-1.057108
Mar-06	0	4	0.00%		6	1367	0.44%	-0.1326	-1.080615
Apr-06	0	4	0.00%		1	1358	0.07%	-0.054213	-1.032959
May-06	0	4	0.00%		3	1358	0.22%	-0.093969	-1.057129
Jun-06	0	4	0.00%		6	1391	0.43%	-0.131449	-1.079915
Jul-06	0	3	0.00%		6	1385	0.43%	-0.114126	-1.069384
Aug-06	0	3	0.00%		5	1389	0.36%	-0.103994	-1.063224
Sep-06	0	3	0.00%		8	1399	0.57%	-0.131213	-1.079772
Oct-06	0	3	0.00%		6	1392	0.43%	-0.113838	-1.069209
Nov-06	0	5	0.00%		11	1407	0.78%	-0.198138	-1.12046
Dec-06	0	5	0.00%		1	1374	0.07%	-0.060237	-1.036621

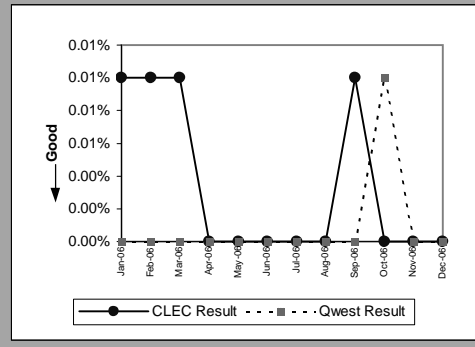


Frame Relay(Parity)									
Date	CLEC Num	CLEC Denom	CLEC Result	CLEC Std Dev	Qwest Num	Qwest Denom	Qwest Result	Mod Z Scr	Parity Scr
Jan-06	0	9	0.00%		45	6177	0.73%	-0.256809	-1.156129
Feb-06	0	8	0.00%		43	6173	0.70%	-0.236738	-1.143926
Mar-06	0	8	0.00%		46	6133	0.75%	-0.245719	-1.149387
Apr-06	0	6	0.00%		39	5998	0.65%	-0.198063	-1.120414
May-06	0	6	0.00%		55	6121	0.90%	-0.233127	-1.141731
Jun-06	0	6	0.00%		44	6113	0.72%	-0.208464	-1.126737
Jul-06	0	5	0.00%		53	6085	0.87%	-0.209514	-1.127376
Aug-06	0	4	0.00%		32	5995	0.53%	-0.146463	-1.089043
Sep-06	0	4	0.00%		55	5895	0.93%	-0.194025	-1.117959
Oct-06	0	4	0.00%		34	5759	0.59%	-0.154075	-1.093671
Nov-06	0	4	0.00%		54	5664	0.95%	-0.196152	-1.119252
Dec-06	0	4	0.00%		47	5584	0.84%	-0.184199	-1.111985

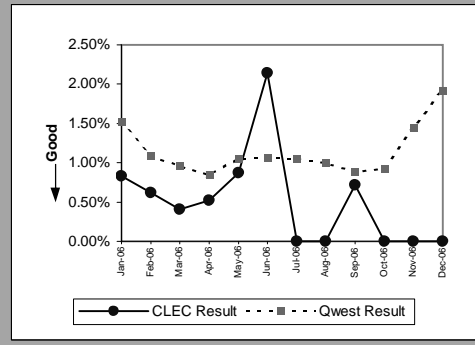


MR-8 - Trouble Rate (Percent)

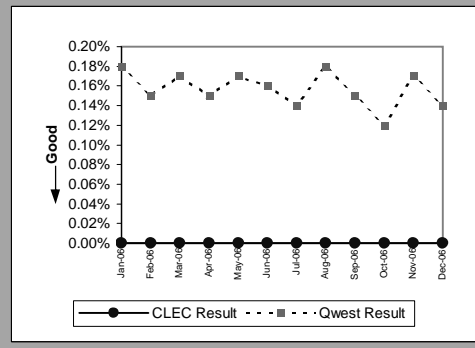
LIS Trunk(Parity)									
Date	CLEC Num	CLEC Denom	CLEC Result	CLEC Std Dev	Qwest Num	Qwest Denom	Qwest Result	Mod Z Scr	Parity Scr
Jan-06	18	169665	0.01%	1.03%	3	124420	0.00%	4.473011	1.719398
Feb-06	17	170959	0.01%	1.00%	4	124340	0.00%	3.182138	0.934603
Mar-06	9	172399	0.01%	0.72%	5	124976	0.00%	0.519052	-0.684438
Apr-06	3	172401	0.00%	0.42%	6	125432	0.00%	-1.185706	-1.720858
May-06	6	170414	0.00%	0.59%	5	126392	0.00%	-0.186362	-1.1133
Jun-06	5	168775	0.00%	0.54%	3	127412	0.00%	0.337598	-0.794755
Jul-06	8	168053	0.00%	0.69%	1	127988	0.00%	3.837079	1.332779
Aug-06	5	167525	0.00%	0.55%	4	127124	0.00%	-0.077598	-1.047176
Sep-06	9	168125	0.01%	0.73%	1	127532	0.00%	4.394082	1.671412
Oct-06	7	165125	0.00%	0.65%	8	128372	0.01%	-0.678391	-1.412432
Nov-06	5	165341	0.00%	0.55%	4	128864	0.00%	-0.03864	-1.023491
Dec-06	4	166373	0.00%	0.49%	1	129911	0.00%	1.592387	-0.031897



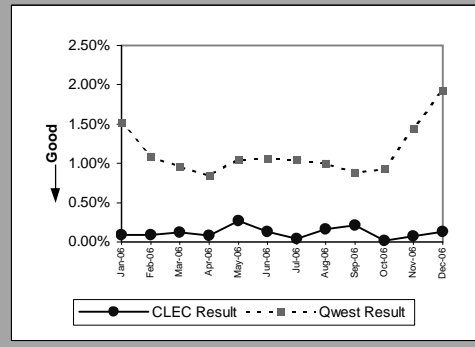
UNE - P (POTS)(Parity)									
Date	CLEC Num	CLEC Denom	CLEC Result	CLEC Std Dev	Qwest Num	Qwest Denom	Qwest Result	Mod Z Scr	Parity Scr
Jan-06	31	3713	0.83%	9.10%	26073	1717080	1.52%	-3.402383	-3.068502
Feb-06	19	3047	0.62%	7.87%	18710	1710373	1.09%	-2.493832	-2.516142
Mar-06	5	1219	0.41%	6.39%	16376	1703722	0.96%	-1.971082	-2.198333
Apr-06	5	962	0.52%	7.19%	14413	1692560	0.85%	-1.119675	-1.680714
May-06	8	915	0.87%	9.31%	17696	1683822	1.05%	-0.523782	-1.318437
Jun-06	3	140	2.14%	14.48%	17799	1672447	1.06%	1.243688	-0.301731
Jul-06	0	139	0.00%		17367	1658294	1.05%	-1.21285	-1.73736
Aug-06	0	139	0.00%		16466	1646640	1.00%	-1.184858	-1.720342
Sep-06	1	139	0.72%	8.45%	14558	1633584	0.89%	-0.215445	-1.130981
Oct-06	0	125	0.00%		15190	1624612	0.93%	-1.086131	-1.660321
Nov-06	0	124	0.00%		23348	1616919	1.44%	-1.347824	-1.819419
Dec-06	0	76	0.00%		30952	1608145	1.92%	-1.221233	-1.742457



UNE P (Centrex)(Parity)									
Date	CLEC Num	CLEC Denom	CLEC Result	CLEC Std Dev	Qwest Num	Qwest Denom	Qwest Result	Mod Z Scr	Parity Scr
Jan-06	0	1	0.00%		124	68278	0.18%	-0.042654	-1.025932
Feb-06	0	1	0.00%		104	67737	0.15%	-0.039213	-1.02384
Mar-06	0	1	0.00%		114	67978	0.17%	-0.040985	-1.024917
Apr-06	0	1	0.00%		103	67001	0.15%	-0.039238	-1.023855
May-06	0	1	0.00%		111	65821	0.17%	-0.0411	-1.024987
Jun-06	0	1	0.00%		106	64624	0.16%	-0.040533	-1.024642
Jul-06	0	1	0.00%		87	63454	0.14%	-0.037053	-1.022527
Aug-06	0	1	0.00%		111	62706	0.18%	-0.04211	-1.025601
Sep-06	0	1	0.00%		94	62046	0.15%	-0.038952	-1.023681
Oct-06	0	1	0.00%		74	60914	0.12%	-0.034875	-1.021203
Nov-06	0	1	0.00%		102	60228	0.17%	-0.041187	-1.02504
Dec-06	0	1	0.00%		83	59511	0.14%	-0.037371	-1.02272

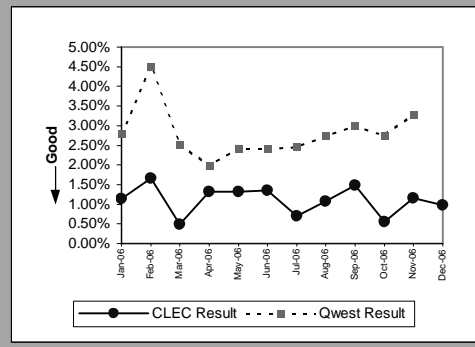


Line Sharing(Parity)									
Date	CLEC Num	CLEC Denom	CLEC Result	CLEC Std Dev	Qwest Num	Qwest Denom	Qwest Result	Mod Z Scr	Parity Scr
Jan-06	5	5460	0.09%	3.02%	26073	1717080	1.52%	-8.608255	-6.233448
Feb-06	5	5308	0.09%	3.07%	18710	1710373	1.09%	-6.991434	-5.25049
Mar-06	6	5134	0.12%	3.42%	16376	1703722	0.96%	-6.191206	-4.763986
Apr-06	4	4977	0.08%	2.83%	14413	1692560	0.85%	-5.912269	-4.594405
May-06	13	4806	0.27%	5.19%	17696	1683822	1.05%	-5.298113	-4.221024
Jun-06	6	4641	0.13%	3.59%	17799	1672447	1.06%	-6.198717	-4.768553
Jul-06	2	4479	0.04%	2.11%	17367	1658294	1.05%	-6.582627	-5.001953
Aug-06	7	4330	0.16%	4.02%	16466	1646640	1.00%	-5.53691	-4.366202
Sep-06	9	4189	0.21%	4.63%	14558	1633584	0.89%	-4.651742	-3.828058
Oct-06	1	4097	0.02%	1.56%	15190	1624612	0.93%	-6.048422	-4.677179
Nov-06	3	4007	0.07%	2.74%	23348	1616919	1.44%	-7.255859	-5.411249
Dec-06	5	3918	0.13%	3.57%	30952	1608145	1.92%	-8.177322	-5.971459



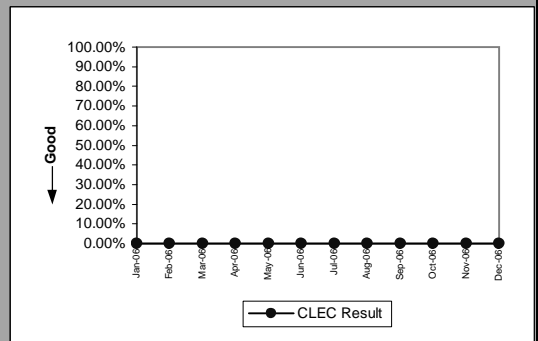
MR-8 - Trouble Rate (Percent)

Line Splitting(Parity)									
Date	CLEC Num	CLEC Denom	CLEC Result	CLEC Std Dev	Qwest Num	Qwest Denom	Qwest Result	Mod Z Scr	Parity Scr
Jan-06	7	616	1.14%	10.60%	6257	225398	2.78%	-2.473687	-2.503895
Feb-06	10	602	1.66%	12.78%	10471	233029	4.49%	-3.350209	-3.036783
Mar-06	3	611	0.49%	6.99%	6084	240187	2.53%	-3.208352	-2.95054
Apr-06	8	606	1.32%	11.41%	4888	246799	1.98%	-1.16541	-1.708519
May-06	8	608	1.32%	11.40%	6122	251436	2.43%	-1.788079	-2.087075
Jun-06	8	593	1.35%	11.54%	6172	256044	2.41%	-1.683324	-2.023388
Jul-06	4	573	0.70%	8.33%	6418	260499	2.46%	-2.723489	-2.655764
Aug-06	6	563	1.07%	10.27%	7208	263870	2.73%	-2.422421	-2.472728
Sep-06	8	540	1.48%	12.08%	8056	269698	2.99%	-2.053174	-2.248241
Oct-06	3	532	0.56%	7.49%	7571	275650	2.75%	-3.077365	-2.870905
Nov-06	6	519	1.16%	10.69%	9202	280522	3.28%	-2.714386	-2.650229
Dec-06	5	508	0.98%	9.87%					



MR-8 - Trouble Rate (Percent)

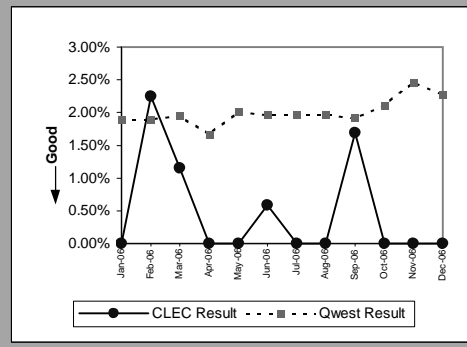
Sub-Loop Unbundling(Diagnostic)				
	Numerator	Denominator	CLEC Result	Standard Dev
Jan-06	0	14	0.00%	
Feb-06	0	14	0.00%	
Mar-06	0	14	0.00%	
Apr-06	0	14	0.00%	
May-06	0	20	0.00%	
Jun-06	0	20	0.00%	
Jul-06	0	18	0.00%	
Aug-06	0	18	0.00%	
Sep-06	0	18	0.00%	
Oct-06	0	18	0.00%	
Nov-06	0	17	0.00%	
Dec-06	0	17	0.00%	



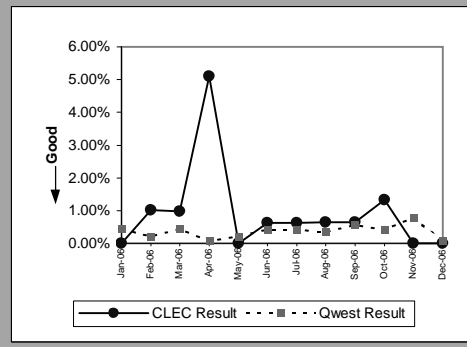


MR-8 - Trouble Rate (Percent)

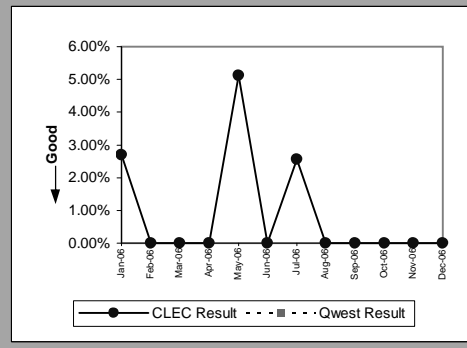
UDIT DS1 (Parity)									
Date	Numerator	Denominator	CLEC Result	Standard Dev	Qwest Num	Qwest Denom	Qwest Result	Mod Z Scr	Parity Scr
Jan-06	0	178	0.00%		277	14612	1.90%	-1.843409	-2.120713
Feb-06	4	178	2.25%	14.82%	278	14640	1.90%	0.3384	-0.759616
Mar-06	2	174	1.15%	10.66%	260	13351	1.95%	-0.756839	-1.460125
Apr-06	0	175	0.00%		223	13422	1.66%	-1.708394	-2.03863
May-06	0	177	0.00%		270	13451	2.01%	-1.891714	-2.150081
Jun-06	1	169	0.59%	7.67%	264	13457	1.96%	-1.276311	-1.775942
Jul-06	0	169	0.00%		264	13440	1.96%	-1.82869	-2.111764
Aug-06	0	175	0.00%		227	11509	1.97%	-1.862353	-2.13223
Sep-06	3	178	1.69%	12.87%	218	11369	1.92%	-0.224054	-1.136215
Oct-06	0	179	0.00%		240	11388	2.11%	-1.947812	-2.184186
Nov-06	0	180	0.00%		280	11361	2.46%	-2.115984	-2.286427
Dec-06	0	181	0.00%		256	11231	2.28%	-2.038381	-2.239248



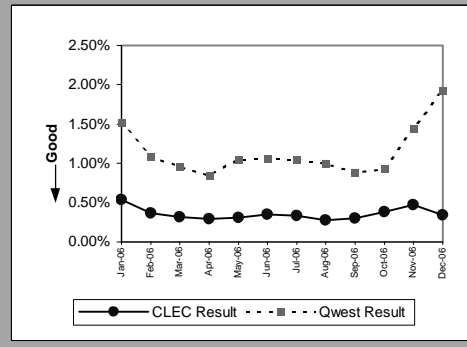
UDIT Above DS1 Level (Parity)									
Date	Numerator	Denominator	CLEC Result	Standard Dev	Qwest Num	Qwest Denom	Qwest Result	Mod Z Scr	Parity Scr
Jan-06	0	192	0.00%		6	1367	0.44%	-0.861506	-1.523759
Feb-06	2	199	1.01%	9.97%	3	1359	0.22%	2.201657	-0.084057
Mar-06	2	205	0.98%	9.83%	6	1367	0.44%	1.083987	-0.42916
Apr-06	10	196	5.10%	22.00%	1	1358	0.07%	24.260087	2.201188
May-06	0	192	0.00%		3	1358	0.22%	-0.610275	-1.371021
Jun-06	1	162	0.62%	7.83%	6	1391	0.43%	0.34177	-0.789392
Jul-06	1	161	0.62%	7.86%	6	1385	0.43%	0.343608	-0.788441
Aug-06	1	155	0.65%	8.01%	5	1389	0.36%	0.562311	-0.686365
Sep-06	1	155	0.65%	8.01%	8	1399	0.57%	0.11487	-0.905863
Oct-06	2	152	1.32%	11.40%	6	1392	0.43%	1.580967	-0.23516
Nov-06	0	153	0.00%		11	1407	0.78%	-1.042759	-1.633953
Dec-06	0	152	0.00%		1	1374	0.07%	-0.31572	-1.191944



Dark Fiber - IOF (Diagnostic)									
Date	Numerator	Denominator	CLEC Result	Standard Dev	Qwest Num	Qwest Denom	Qwest Result	Mod Z Scr	Parity Scr
Jan-06	1	37	2.70%	16.22%					
Feb-06	0	39	0.00%						
Mar-06	0	35	0.00%						
Apr-06	0	36	0.00%						
May-06	2	39	5.13%	22.06%					
Jun-06	0	39	0.00%						
Jul-06	1	39	2.56%	15.81%					
Aug-06	0	39	0.00%						
Sep-06	0	40	0.00%						
Oct-06	0	40	0.00%						
Nov-06	0	39	0.00%						
Dec-06	0	40	0.00%						

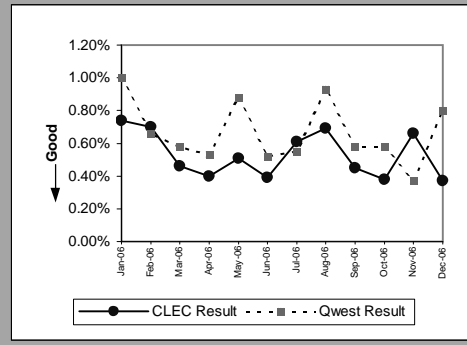


Unbundled Loop Analog (Parity)									
Date	Numerator	Denominator	CLEC Result	Standard Dev	Qwest Num	Qwest Denom	Qwest Result	Mod Z Scr	Parity Scr
Jan-06	377	69343	0.54%	7.35%	26073	1717080	1.52%	-20.57934	-13.51135
Feb-06	258	69429	0.37%	6.08%	18710	1710373	1.09%	-17.93706	-11.90496
Mar-06	222	70044	0.32%	5.62%	16376	1703722	0.96%	-17.127	-11.41247
Apr-06	205	69775	0.29%	5.41%	14413	1692560	0.85%	-15.71333	-10.55303
May-06	215	69514	0.31%	5.55%	17696	1683822	1.05%	-18.79129	-12.4243
Jun-06	249	70252	0.35%	5.94%	17799	1672447	1.06%	-17.96134	-11.91972
Jul-06	229	69681	0.33%	5.72%	17367	1658294	1.05%	-18.25515	-12.09835
Aug-06	194	69360	0.28%	5.28%	16466	1646640	1.00%	-18.6759	-12.35414
Sep-06	204	68939	0.30%	5.43%	14558	1633584	0.89%	-16.29011	-10.90368
Oct-06	262	68490	0.38%	6.17%	15190	1624612	0.93%	-14.71565	-9.94648
Nov-06	322	68043	0.47%	6.86%	23348	1616919	1.44%	-20.79343	-13.64151
Dec-06	229	67859	0.34%	5.80%	30952	1608145	1.92%	-29.47876	-18.92181

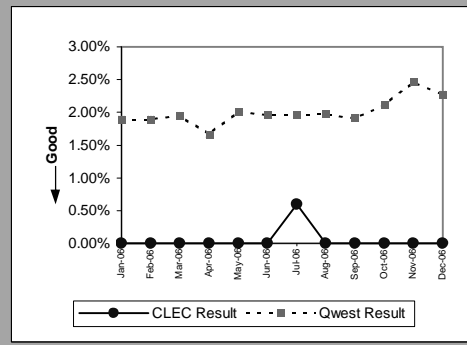


MR-8 - Trouble Rate (Percent)

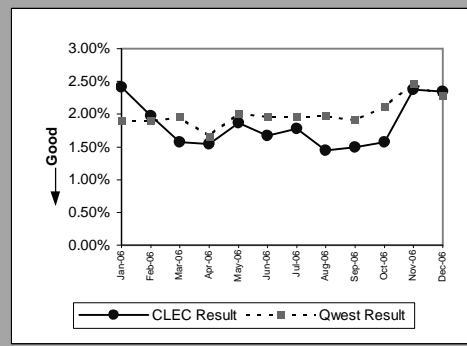
Unbundled Loop - 2 Wire Non-Loaded(Parity)									
Date	Numerator	Denominator	CLEC Result	Standard Dev	Qwest Num	Qwest Denom	Qwest Result	Mod Z Scr	Parity Scr
Jan-06	71	9584	0.74%	8.58%	74	7373	1.00%	-1.70222	-2.034876
Feb-06	69	9887	0.70%	8.32%	48	7290	0.66%	0.31597	-0.807904
Mar-06	47	10181	0.46%	6.78%	42	7211	0.58%	-1.031393	-1.627042
Apr-06	42	10402	0.40%	6.34%	38	7122	0.53%	-1.158386	-1.704248
May-06	54	10570	0.51%	7.13%	62	7052	0.88%	-2.565958	-2.559992
Jun-06	43	10906	0.39%	6.27%	36	6989	0.52%	-1.101487	-1.669656
Jul-06	69	11251	0.61%	7.81%	38	6904	0.55%	0.555867	-0.662057
Aug-06	79	11503	0.69%	8.26%	64	6852	0.93%	-1.684384	-2.024033
Sep-06	53	11696	0.45%	6.72%	39	6750	0.58%	-1.075783	-1.65403
Oct-06	45	11875	0.38%	6.14%	39	6675	0.58%	-1.761053	-2.070644
Nov-06	79	11937	0.66%	8.11%	23	6185	0.37%	3.040451	0.848463
Dec-06	44	12010	0.37%	6.04%	49	6119	0.80%	-3.103314	-2.886681



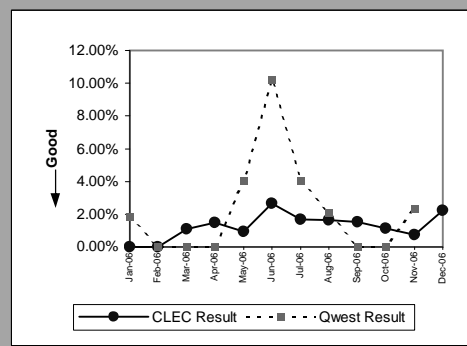
Unbundled Loop - 4 Wire Non-Loaded(Parity)									
Date	Numerator	Denominator	CLEC Result	Standard Dev	Qwest Num	Qwest Denom	Qwest Result	Mod Z Scr	Parity Scr
Jan-06	0	178	0.00%		277	14612	1.90%	-1.843409	-2.120713
Feb-06	0	174	0.00%		278	14640	1.90%	-1.824416	-2.109166
Mar-06	0	171	0.00%		260	13351	1.95%	-1.831196	-2.113288
Apr-06	0	170	0.00%		223	13422	1.66%	-1.684121	-2.023873
May-06	0	169	0.00%		270	13451	2.01%	-1.849012	-2.12412
Jun-06	0	169	0.00%		264	13457	1.96%	-1.827526	-2.111057
Jul-06	1	168	0.60%	7.69%	264	13440	1.96%	-1.270812	-1.772599
Aug-06	0	167	0.00%		227	11509	1.97%	-1.81991	-2.106427
Sep-06	0	167	0.00%		218	11369	1.92%	-1.793755	-2.090526
Oct-06	0	167	0.00%		240	11388	2.11%	-1.882366	-2.144397
Nov-06	0	168	0.00%		280	11361	2.46%	-2.045298	-2.243453
Dec-06	0	166	0.00%		256	11231	2.28%	-1.953375	-2.187568



Unbundled Loop - DS1 Capable(Parity)									
Date	Numerator	Denominator	CLEC Result	Standard Dev	Qwest Num	Qwest Denom	Qwest Result	Mod Z Scr	Parity Scr
Jan-06	150	6227	2.41%	15.33%	277	14612	1.90%	2.486461	0.511661
Feb-06	122	6182	1.97%	13.91%	278	14640	1.90%	0.360177	-0.781028
Mar-06	98	6243	1.57%	12.43%	260	13351	1.95%	-1.782524	-2.083698
Apr-06	95	6184	1.54%	12.30%	223	13422	1.66%	-0.637452	-1.387543
May-06	116	6219	1.87%	13.53%	270	13451	2.01%	-0.660429	-1.401513
Jun-06	104	6240	1.67%	12.80%	264	13457	1.96%	-1.389522	-1.844769
Jul-06	110	6189	1.78%	13.21%	264	13440	1.96%	-0.876932	-1.533137
Aug-06	90	6222	1.45%	11.94%	227	11509	1.97%	-2.403494	-2.461221
Sep-06	93	6203	1.50%	12.15%	218	11369	1.92%	-1.931941	-2.174536
Oct-06	97	6178	1.57%	12.43%	240	11388	2.11%	-2.367814	-2.439529
Nov-06	147	6197	2.37%	15.22%	280	11361	2.46%	-0.377612	-1.229572
Dec-06	146	6216	2.35%	15.14%	256	11231	2.28%	0.294026	-0.821245

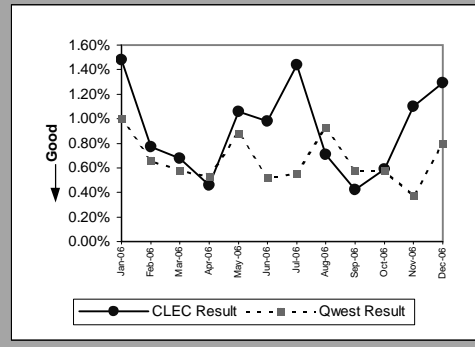


Unbundled Loop - XDSL(Parity)									
Date	Numerator	Denominator	CLEC Result	Standard Dev	Qwest Num	Qwest Denom	Qwest Result	Mod Z Scr	Parity Scr
Jan-06	0	175	0.00%		1	54	1.85%	-0.882389	-1.536455
Feb-06	0	165	0.00%		0	53	0.00%		
Mar-06	2	181	1.10%	10.45%	0	52	0.00%		-0.673717
Apr-06	3	200	1.50%	12.16%	0	50	0.00%		-0.569267
May-06	2	215	0.93%	9.60%	2	49	4.08%	-1.006123	-1.611679
Jun-06	6	227	2.64%	16.04%	5	49	10.20%	-1.585679	-1.964024
Jul-06	4	235	1.70%	12.94%	2	49	4.08%	-0.765758	-1.465548
Aug-06	4	244	1.64%	12.70%	1	48	2.08%	-0.196874	-1.119691
Sep-06	4	265	1.51%	12.19%	0	48	0.00%		-0.566153
Oct-06	3	266	1.13%	10.56%	0	45	0.00%		-0.692649
Nov-06	2	271	0.74%	8.56%	1	43	2.33%	-0.6417	-1.390126
Dec-06	6	269	2.23%	14.77%					

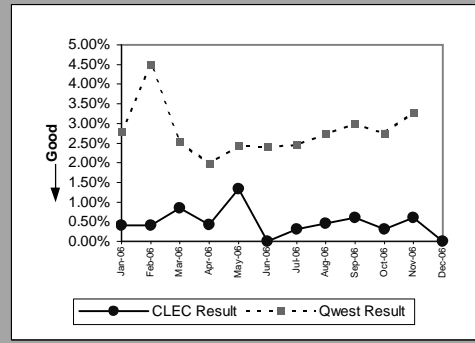


MR-8 - Trouble Rate (Percent)

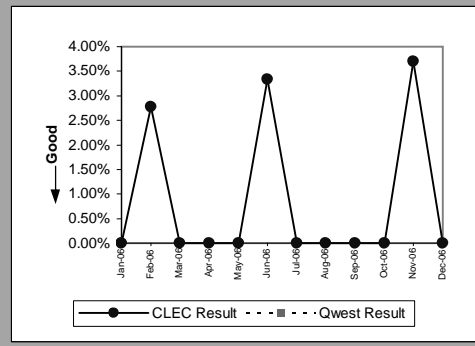
Unbundled Loop ISDN Capable(Parity)									
Date	Numerator	Denominator	CLEC Result	Standard Dev	Qwest Num	Qwest Denom	Qwest Result	Mod Z Scr	Parity Scr
Jan-06	33	2225	1.48%	12.09%	74	7373	1.00%	1.988692	0.209039
Feb-06	17	2216	0.77%	8.73%	48	7290	0.66%	0.55412	-0.663119
Mar-06	15	2201	0.68%	8.23%	42	7211	0.58%	0.534599	-0.674987
Apr-06	10	2152	0.46%	6.80%	38	7122	0.53%	-0.384339	-1.233662
May-06	22	2078	1.06%	10.23%	62	7052	0.88%	0.770462	-0.531592
Jun-06	20	2031	0.98%	9.87%	36	6989	0.52%	2.602575	0.582253
Jul-06	29	2008	1.44%	11.93%	38	6904	0.55%	4.764865	1.896832
Aug-06	14	1967	0.71%	8.41%	64	6852	0.93%	-0.903395	-1.549225
Sep-06	8	1909	0.42%	6.46%	39	6750	0.58%	-0.8078	-1.491107
Oct-06	11	1872	0.59%	7.64%	39	6675	0.58%	0.016742	-0.989821
Nov-06	20	1810	1.10%	10.45%	23	6185	0.37%	4.506932	1.74002
Dec-06	23	1780	1.29%	11.29%	49	6119	0.80%	2.047121	0.244561



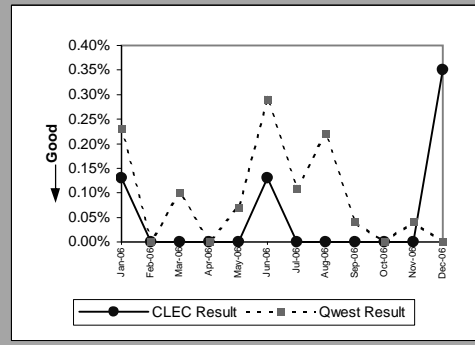
Unbundled Loop - ADSL Qualified(Parity)									
Date	Numerator	Denominator	CLEC Result	Standard Dev	Qwest Num	Qwest Denom	Qwest Result	Mod Z Scr	Parity Scr
Jan-06	1	245	0.41%	6.38%	6257	225398	2.78%	-2.254759	-2.370796
Feb-06	1	241	0.41%	6.43%	10471	233029	4.49%	-3.054768	-2.857167
Mar-06	2	236	0.85%	9.17%	6084	240187	2.53%	-1.647178	-2.001413
Apr-06	1	231	0.43%	6.57%	4888	246799	1.98%	-1.687439	-2.02589
May-06	3	226	1.33%	11.44%	6122	251436	2.43%	-1.079632	-1.65637
Jun-06	0	223	0.00%		6172	256044	2.41%	-2.345944	-2.426232
Jul-06	2	651	0.31%	5.53%	6418	260499	2.46%	-3.545037	-3.15523
Aug-06	3	659	0.46%	6.73%	7208	263870	2.73%	-3.580585	-3.176841
Sep-06	4	651	0.61%	7.81%	8056	269698	2.99%	-3.551868	-3.159382
Oct-06	2	655	0.31%	5.52%	7571	275650	2.75%	-3.818286	-3.321353
Nov-06	4	664	0.60%	7.74%	9202	280522	3.28%	-3.869461	-3.352465
Dec-06	0	659	0.00%						



Dark Fiber - Loop(Diagnostic)									
Date	Numerator	Denominator	CLEC Result	Standard Dev	Qwest Num	Qwest Denom	Qwest Result	Mod Z Scr	Parity Scr
Jan-06	0	36	0.00%						
Feb-06	1	36	2.78%	16.43%					
Mar-06	0	30	0.00%						
Apr-06	0	30	0.00%						
May-06	0	30	0.00%						
Jun-06	1	30	3.33%	17.95%					
Jul-06	0	29	0.00%						
Aug-06	0	29	0.00%						
Sep-06	0	27	0.00%						
Oct-06	0	27	0.00%						
Nov-06	1	27	3.70%	18.89%					
Dec-06	0	25	0.00%						

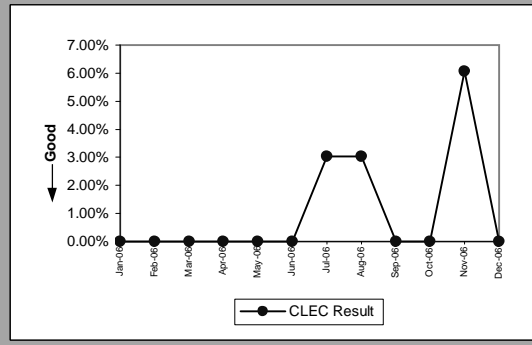


E911(Parity)									
Date	Numerator	Denominator	CLEC Result	Standard Dev	Qwest Num	Qwest Denom	Qwest Result	Mod Z Scr	Parity Scr
Jan-06	1	774	0.13%	3.59%	7	2980	0.23%	-0.541225	-1.329041
Feb-06	0	767	0.00%		0	3007	0.00%		
Mar-06	0	757	0.00%		3	2948	0.10%	-0.783313	-1.476221
Apr-06	0	767	0.00%		0	2832	0.00%		
May-06	0	747	0.00%		2	2781	0.07%	-0.650979	-1.395767
Jun-06	1	749	0.13%	3.65%	8	2768	0.29%	-0.703318	-1.427587
Jul-06	0	757	0.00%		3	2736	0.11%	-0.806766	-1.490479
Aug-06	0	762	0.00%		6	2718	0.22%	-1.147475	-1.697615
Sep-06	0	821	0.00%		1	2642	0.04%	-0.486998	-1.296074
Oct-06	0	834	0.00%		0	2568	0.00%		
Nov-06	0	838	0.00%		1	2567	0.04%	-0.49619	-1.301662
Dec-06	3	860	0.35%	5.90%	0	2569	0.00%		

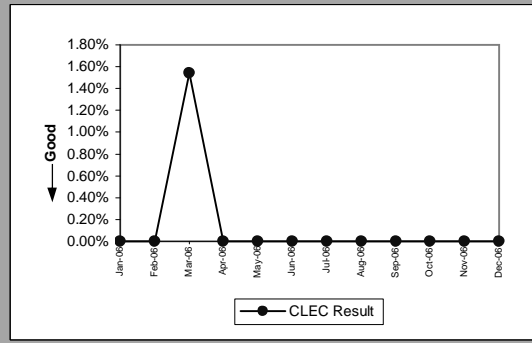


MR-8 - Trouble Rate (Percent)

Enhanced Extended Loops - DS0 Capable(Diagnostic)					
Date	Numerator	Denominator	CLEC Result	Standard Dev	
Jan-06	0	29	0.00%		
Feb-06	0	29	0.00%		
Mar-06	0	29	0.00%		
Apr-06	0	30	0.00%		
May-06	0	30	0.00%		
Jun-06	0	30	0.00%		
Jul-06	1	33	3.03%	17.14%	
Aug-06	1	33	3.03%	17.14%	
Sep-06	0	33	0.00%		
Oct-06	0	33	0.00%		
Nov-06	2	33	6.06%	23.86%	
Dec-06	0	33	0.00%		

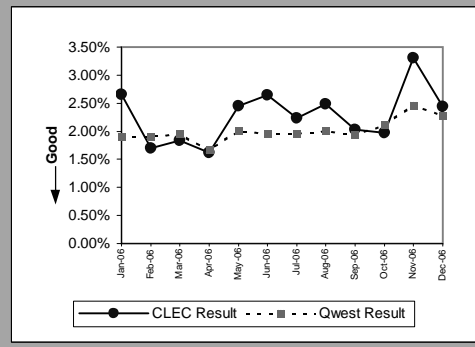


Enhanced Extended Loops - DS3 Capable(Diagnostic)					
Date	Numerator	Denominator	CLEC Result	Standard Dev	
Jan-06	0	62	0.00%		
Feb-06	0	62	0.00%		
Mar-06	1	65	1.54%	12.31%	
Apr-06	0	66	0.00%		
May-06	0	66	0.00%		
Jun-06	0	63	0.00%		
Jul-06	0	62	0.00%		
Aug-06	0	63	0.00%		
Sep-06	0	63	0.00%		
Oct-06	0	63	0.00%		
Nov-06	0	64	0.00%		
Dec-06	0	64	0.00%		



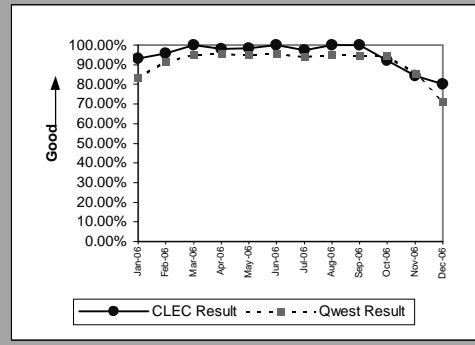
MR-8 - Trouble Rate (Percent)

Enhanced Extended Loops - DS1 Capable(Parity)									
Date	CLEC Num	CLEC Denom	CLEC Result	CLEC Std Dev	Qwest Num	Qwest Denom	Qwest Result	Mod Z Scr	Parity Scr
Jan-06	89	3343	2.66%	16.10%	277	14612	1.90%	2.931954	0.782501
Feb-06	57	3347	1.70%	12.94%	278	14640	1.90%	-0.749103	-1.455422
Mar-06	62	3372	1.84%	13.43%	260	13351	1.95%	-0.408326	-1.248244
Apr-06	55	3400	1.62%	12.62%	223	13422	1.66%	-0.178493	-1.108516
May-06	85	3463	2.45%	15.47%	270	13451	2.01%	1.673452	0.017386
Jun-06	93	3519	2.64%	16.04%	264	13457	1.96%	2.593478	0.576723
Jul-06	80	3575	2.24%	14.79%	264	13440	1.96%	1.047242	-0.363322
Aug-06	91	3664	2.48%	15.56%	231	11509	2.01%	1.791179	0.088959
Sep-06	74	3639	2.03%	14.11%	221	11369	1.94%	0.340907	-0.792743
Oct-06	69	3500	1.97%	13.90%	240	11388	2.11%	-0.490107	-1.297964
Nov-06	116	3508	3.31%	17.88%	280	11361	2.46%	2.812145	0.709663
Dec-06	86	3531	2.44%	15.42%	256	11231	2.28%	0.542334	-0.670285

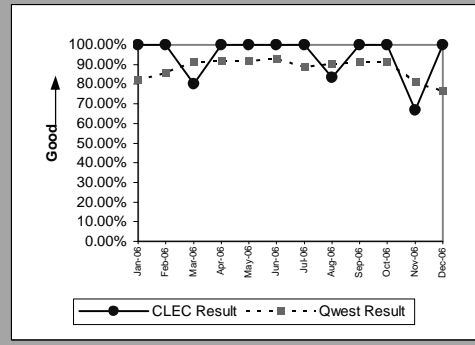


MR-9A - Repair Appointments Met (Percent) - Dispatches within MSAs

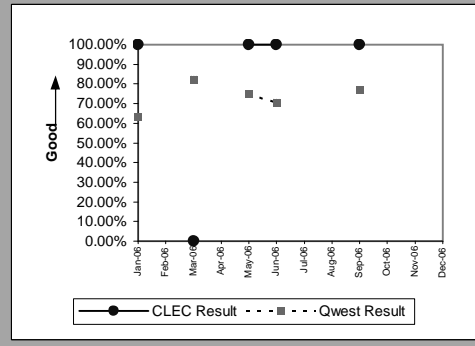
Residence(Parity)									
Date	CLEC Num	CLEC Denom	CLEC Result	CLEC Std Dev	Qwest Num	Qwest Denom	Qwest Result	Mod Z Scr	Parity Scr
Jan-06	54	58	93.10%	25.34%	13703	16438	83.36%	-1.9886	-2.208983
Feb-06	46	48	95.83%	19.98%	10706	11714	91.39%	-1.094265	-1.665266
Mar-06	39	39	100.00%	0.00%	9484	9955	95.27%	-1.388986	-1.844444
Apr-06	48	49	97.96%	14.14%	8316	8719	95.38%	-0.858167	-1.521729
May-06	56	57	98.25%	13.13%	10010	10531	95.05%	-1.108628	-1.673998
Jun-06	50	50	100.00%	0.00%	10369	10866	95.43%	-1.544535	-1.939011
Jul-06	38	39	97.44%	15.81%	10440	11079	94.23%	-0.856649	-1.520805
Aug-06	26	26	100.00%	0.00%	9460	9932	95.25%	-1.137482	-1.69154
Sep-06	27	27	100.00%	0.00%	8493	8975	94.63%	-1.236012	-1.751442
Oct-06	12	13	92.31%	26.65%	8767	9294	94.33%	0.315005	-0.768276
Nov-06	16	19	84.21%	36.46%	13008	15163	85.79%	0.196771	-0.847131
Dec-06	8	10	80.00%	40.00%	15702	22144	70.91%	-0.63285	-1.384746



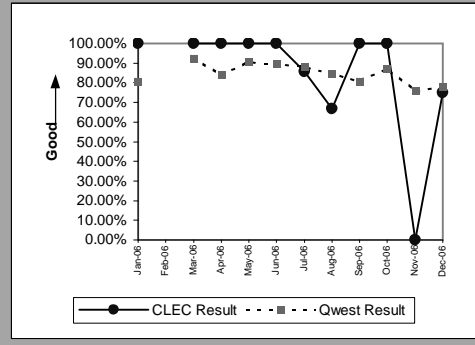
Business(Parity)									
Date	CLEC Num	CLEC Denom	CLEC Result	CLEC Std Dev	Qwest Num	Qwest Denom	Qwest Result	Mod Z Scr	Parity Scr
Jan-06	2	2	100.00%	0.00%	1507	1834	82.17%	-0.658409	-1.400284
Feb-06	5	5	100.00%	0.00%	1159	1347	86.04%	-0.898913	-1.5465
Mar-06	4	5	80.00%	40.00%	1150	1258	91.41%	0.909321	-0.517393
Apr-06	7	7	100.00%	0.00%	982	1070	91.78%	-0.789439	-1.479945
May-06	2	2	100.00%	0.00%	1205	1314	91.70%	-0.425015	-1.258391
Jun-06	5	5	100.00%	0.00%	1274	1366	93.27%	-0.599792	-1.364648
Jul-06	3	3	100.00%	0.00%	1140	1281	88.99%	-0.608429	-1.369898
Aug-06	5	6	83.33%	37.27%	1224	1352	90.53%	0.601008	-0.645992
Sep-06	1	1	100.00%	0.00%	1065	1168	91.18%	-0.310855	-1.188986
Oct-06	1	1	100.00%	0.00%	1202	1313	91.55%	-0.303769	-1.184679
Nov-06	2	3	66.67%	47.14%	1446	1784	81.05%	0.635364	-0.650514
Dec-06	1	1	100.00%	0.00%	1512	1975	76.56%	-0.553229	-1.336339



Centrex(Parity)									
Date	CLEC Num	CLEC Denom	CLEC Result	CLEC Std Dev	Qwest Num	Qwest Denom	Qwest Result	Mod Z Scr	Parity Scr
Jan-06	3	3	100.00%	0.00%	48	76	63.16%	-1.297515	-1.788833
Feb-06									
Mar-06	0	1	0.00%	0.00%	51	62	82.26%	2.136064	-0.185607
Apr-06									
May-06	1	1	100.00%	0.00%	39	52	75.00%	-0.571878	-1.347677
Jun-06	1	1	100.00%	0.00%	41	58	70.69%	-0.638441	-1.388144
Jul-06									
Aug-06									
Sep-06	2	2	100.00%	0.00%	40	52	76.92%	-0.760117	-1.462118
Oct-06									
Nov-06									
Dec-06									

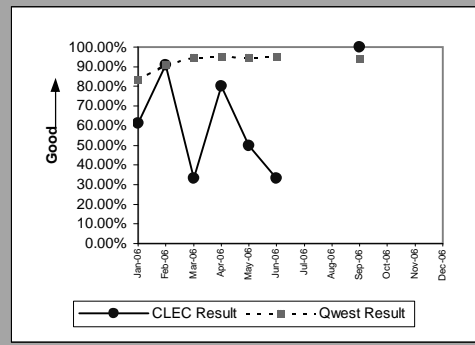


Centrex 21(Parity)									
Date	CLEC Num	CLEC Denom	CLEC Result	CLEC Std Dev	Qwest Num	Qwest Denom	Qwest Result	Mod Z Scr	Parity Scr
Jan-06	1	1	100.00%	0.00%	113	140	80.71%	-0.487076	-1.296121
Feb-06									
Mar-06	4	4	100.00%	0.00%	88	95	92.63%	-0.552563	-1.335935
Apr-06	1	1	100.00%	0.00%	79	94	84.04%	-0.433445	-1.263516
May-06	1	1	100.00%	0.00%	77	85	90.59%	-0.32045	-1.19482
Jun-06	3	3	100.00%	0.00%	93	104	89.42%	-0.587273	-1.357037
Jul-06	6	7	85.71%	34.99%	83	94	88.30%	0.205148	-0.870003
Aug-06	2	3	66.67%	47.14%	61	72	84.72%	0.851684	-0.574628
Sep-06	1	1	100.00%	0.00%	59	73	80.82%	-0.48382	-1.294142
Oct-06	3	3	100.00%	0.00%	61	70	87.14%	-0.651485	-1.396075
Nov-06	0	1	0.00%	0.00%	75	99	75.76%	1.758906	-0.289158
Dec-06	3	4	75.00%	43.30%	77	99	77.78%	0.13101	-0.917923



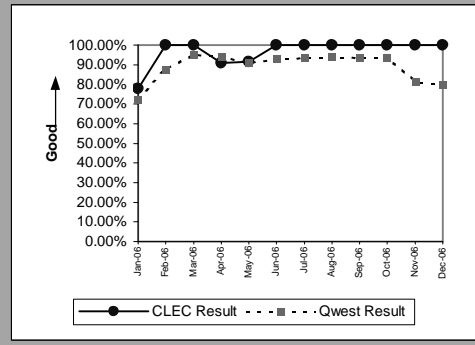
MR-9A - Repair Appointments Met (Percent) - Dispatches within MSAs

UNE - P (POTS)(Parity)									
Date	CLEC Num	CLEC Denom	CLEC Result	CLEC Std Dev	Qwest Num	Qwest Denom	Qwest Result	Mod Z Scr	Parity Scr
Jan-06	11	18	61.11%	48.75%	15210	18272	83.24%	2.512711	0.352492
Feb-06	10	11	90.91%	28.75%	11865	13061	90.84%	-0.007601	-1.004621
Mar-06	1	3	33.33%	47.14%	10634	11213	94.84%	4.813192	0.622821
Apr-06	4	5	80.00%	40.00%	9298	9789	94.98%	1.534651	-0.299489
May-06	3	6	50.00%	50.00%	11215	11845	94.68%	4.87592	0.828173
Jun-06	1	3	33.33%	47.14%	11643	12232	95.18%	5.003391	0.650919
Jul-06									
Aug-06									
Sep-06	1	1	100.00%	0.00%	9558	10143	94.23%	-0.247385	-1.150399
Oct-06									
Nov-06									
Dec-06									

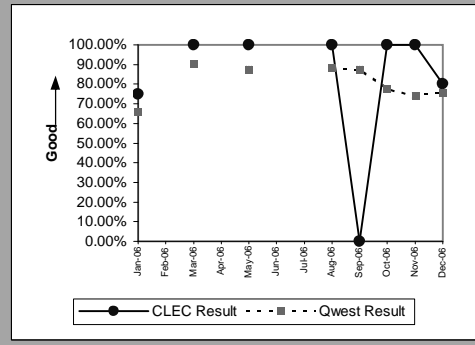


MR-9B - Repair Appointments Met (Percent) - Dispatches outside MSAs

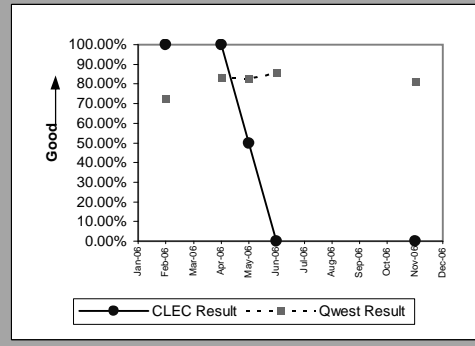
Residence(Parity)									
Date	CLEC Num	CLEC Denom	CLEC Result	CLEC Std Dev	Qwest Num	Qwest Denom	Qwest Result	Mod Z Scr	Parity Scr
Jan-06	14	18	77.78%	41.57%	3545	4909	72.21%	-0.525976	-1.31977
Feb-06	13	13	100.00%	0.00%	2780	3169	87.72%	-1.345969	-1.818291
Mar-06	12	12	100.00%	0.00%	2423	2546	95.17%	-0.778656	-1.473389
Apr-06	10	11	90.91%	28.75%	2427	2577	94.18%	0.462251	-0.700813
May-06	11	12	91.67%	27.64%	3064	3366	91.03%	-0.077287	-1.046987
Jun-06	9	9	100.00%	0.00%	2809	3029	92.74%	-0.838325	-1.509665
Jul-06	5	5	100.00%	0.00%	2421	2592	93.40%	-0.5937	-1.360944
Aug-06	6	6	100.00%	0.00%	2744	2917	94.07%	-0.614413	-1.373537
Sep-06	5	5	100.00%	0.00%	2240	2393	93.61%	-0.583786	-1.354917
Oct-06	4	4	100.00%	0.00%	2367	2522	93.85%	-0.51139	-1.310903
Nov-06	4	4	100.00%	0.00%	3381	4154	81.39%	-0.955847	-1.581113
Dec-06	2	2	100.00%	0.00%	3337	4188	79.68%	-0.714	-1.434081



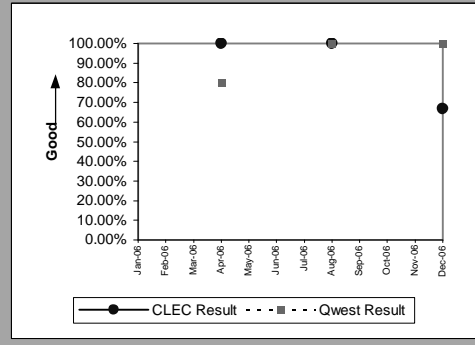
Business(Parity)									
Date	CLEC Num	CLEC Denom	CLEC Result	CLEC Std Dev	Qwest Num	Qwest Denom	Qwest Result	Mod Z Scr	Parity Scr
Jan-06	3	4	75.00%	43.30%	344	523	65.77%	-0.387407	-1.235527
Feb-06									
Mar-06	1	1	100.00%	0.00%	262	290	90.34%	-0.326348	-1.198405
Apr-06									
May-06	3	3	100.00%	0.00%	322	368	87.50%	-0.652001	-1.396389
Jun-06									
Jul-06									
Aug-06	1	1	100.00%	0.00%	319	361	88.37%	-0.36235	-1.220293
Sep-06	0	1	0.00%	0.00%	284	324	87.65%	2.66048	-0.059736
Oct-06	1	1	100.00%	0.00%	219	283	77.39%	-0.539637	-1.328076
Nov-06	3	3	100.00%	0.00%	321	433	74.13%	-1.019572	-1.619856
Dec-06	4	5	80.00%	40.00%	304	400	76.00%	-0.20813	-1.126534



Centrex 21(Parity)									
Date	CLEC Num	CLEC Denom	CLEC Result	CLEC Std Dev	Qwest Num	Qwest Denom	Qwest Result	Mod Z Scr	Parity Scr
Jan-06									
Feb-06	1	1	100.00%	0.00%	8	11	72.73%	-0.586302	-1.356446
Mar-06									
Apr-06	1	1	100.00%	0.00%	5	6	83.33%	-0.414039	-1.251718
May-06	1	2	50.00%	50.00%	19	23	82.61%	1.16698	-0.488826
Jun-06	0	3	0.00%	0.00%	12	14	85.71%	3.850134	0.593118
Jul-06									
Aug-06									
Sep-06									
Oct-06									
Nov-06	0	1	0.00%	0.00%	13	16	81.25%	2.019513	-0.248142
Dec-06									



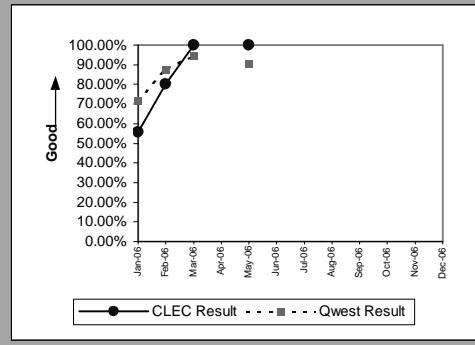
PBX(Parity)									
Date	CLEC Num	CLEC Denom	CLEC Result	CLEC Std Dev	Qwest Num	Qwest Denom	Qwest Result	Mod Z Scr	Parity Scr
Jan-06									
Feb-06									
Mar-06									
Apr-06	3	3	100.00%	0.00%	4	5	80.00%	-0.684653	-1.41624
May-06									
Jun-06									
Jul-06									
Aug-06	2	2	100.00%	0.00%	5	5	100.00%		
Sep-06									
Oct-06									
Nov-06									
Dec-06	2	3	66.67%	47.14%	2	2	100.00%		-0.706925





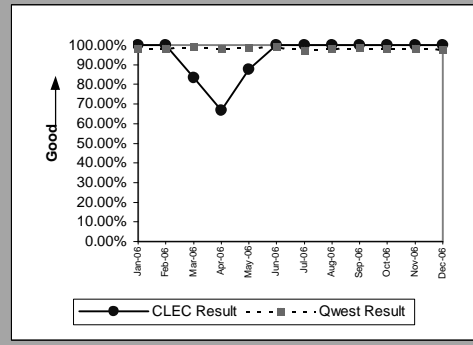
MR-9B - Repair Appointments Met (Percent) - Dispatches outside MSAs

UNE - P (POTS)(Parity)									
Date	CLEC Num	CLEC Denom	CLEC Result	CLEC Std Dev	Qwest Num	Qwest Denom	Qwest Result	Mod Z Scr	Parity Scr
Jan-06	5	9	55.56%	49.69%	3889	5432	71.59%	1.066078	-0.386422
Feb-06	4	5	80.00%	40.00%	3042	3480	87.41%	0.499432	-0.695171
Mar-06	2	2	100.00%	0.00%	2685	2836	94.68%	-0.335257	-1.203822
Apr-06									
May-06	1	1	100.00%	0.00%	3386	3734	90.68%	-0.320544	-1.194877
Jun-06									
Jul-06									
Aug-06									
Sep-06									
Oct-06									
Nov-06									
Dec-06									

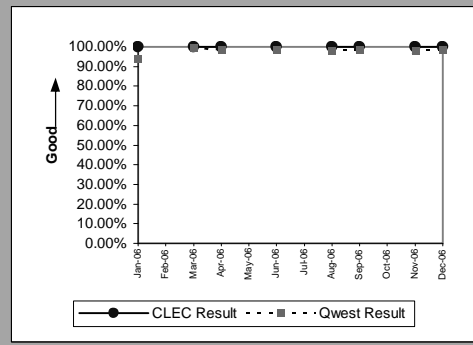


MR-9C - Repair Appointments Met (Percent) - No dispatches

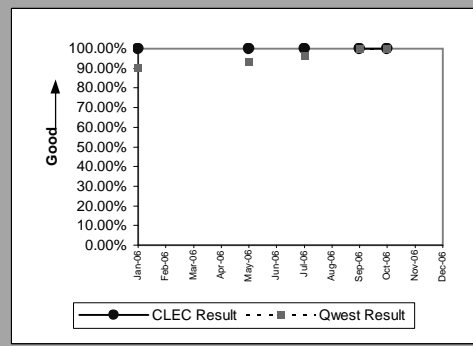
Residence(Parity)									
Date	CLEC Num	CLEC Denom	CLEC Result	CLEC Std Dev	Qwest Num	Qwest Denom	Qwest Result	Mod Z Scr	Parity Scr
Jan-06	4	4	100.00%	0.00%	1836	1866	98.39%	-0.255381	-1.155261
Feb-06	5	5	100.00%	0.00%	1741	1772	98.25%	-0.297958	-1.181145
Mar-06	5	6	83.33%	37.27%	1893	1914	98.90%	3.655336	0.118768
Apr-06	2	3	66.67%	47.14%	1418	1443	98.27%	4.190505	0.183409
May-06	7	8	87.50%	33.07%	1697	1722	98.55%	2.606467	-0.045275
Jun-06	4	4	100.00%	0.00%	1766	1786	98.88%	-0.2126	-1.129252
Jul-06	2	2	100.00%	0.00%	1715	1763	97.28%	-0.23646	-1.143757
Aug-06	4	4	100.00%	0.00%	1547	1579	97.97%	-0.287283	-1.174656
Sep-06	2	2	100.00%	0.00%	1380	1399	98.64%	-0.165822	-1.100813
Oct-06	1	1	100.00%	0.00%	1417	1444	98.13%	-0.13799	-1.083892
Nov-06	3	3	100.00%	0.00%	1442	1465	98.43%	-0.218523	-1.132853
Dec-06	1	1	100.00%	0.00%	1821	1862	97.80%	-0.15001	-1.0912



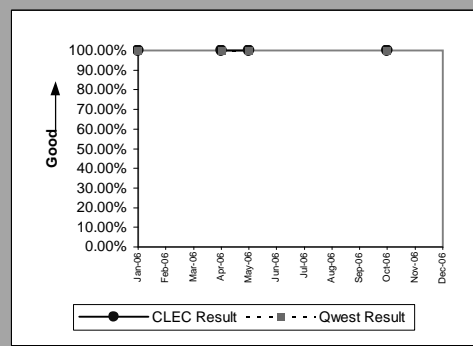
Business(Parity)									
Date	CLEC Num	CLEC Denom	CLEC Result	CLEC Std Dev	Qwest Num	Qwest Denom	Qwest Result	Mod Z Scr	Parity Scr
Jan-06	1	1	100.00%	0.00%	473	503	94.04%	-0.251593	-1.152958
Feb-06									
Mar-06	2	2	100.00%	0.00%	411	413	99.52%	-0.098415	-1.059832
Apr-06	1	1	100.00%	0.00%	326	330	98.79%	-0.110602	-1.067241
May-06									
Jun-06	2	2	100.00%	0.00%	373	378	98.68%	-0.163305	-1.099282
Jul-06									
Aug-06	3	3	100.00%	0.00%	319	325	98.15%	-0.236453	-1.143753
Sep-06	1	1	100.00%	0.00%	295	299	98.66%	-0.11625	-1.070675
Oct-06									
Nov-06	1	1	100.00%	0.00%	342	349	97.99%	-0.142861	-1.086854
Dec-06	4	4	100.00%	0.00%	378	383	98.69%	-0.22883	-1.139119



Centrex 21(Parity)									
Date	CLEC Num	CLEC Denom	CLEC Result	CLEC Std Dev	Qwest Num	Qwest Denom	Qwest Result	Mod Z Scr	Parity Scr
Jan-06	1	1	100.00%	0.00%	47	52	90.38%	-0.323072	-1.196414
Feb-06									
Mar-06									
Apr-06									
May-06	1	1	100.00%	0.00%	27	29	93.10%	-0.267591	-1.162684
Jun-06									
Jul-06	1	1	100.00%	0.00%	26	27	96.30%	-0.192582	-1.117082
Aug-06									
Sep-06	1	1	100.00%	0.00%	22	22	100.00%		
Oct-06	4	4	100.00%	0.00%	16	16	100.00%		
Nov-06									
Dec-06									

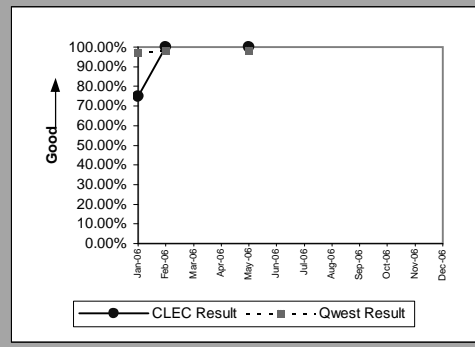


PBX(Parity)									
Date	CLEC Num	CLEC Denom	CLEC Result	CLEC Std Dev	Qwest Num	Qwest Denom	Qwest Result	Mod Z Scr	Parity Scr
Jan-06	1	1	100.00%	0.00%	6	6	100.00%		
Feb-06									
Mar-06									
Apr-06	2	2	100.00%	0.00%	2	2	100.00%		
May-06	1	1	100.00%	0.00%	4	4	100.00%		
Jun-06									
Jul-06									
Aug-06									
Sep-06									
Oct-06	2	2	100.00%	0.00%	1	1	100.00%		
Nov-06									
Dec-06									



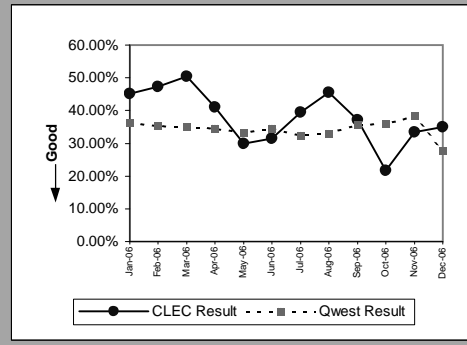
MR-9C - Repair Appointments Met (Percent) - No dispatches

UNE - P (POTS)(Parity)									
Date	CLEC Num	CLEC Denom	CLEC Result	CLEC Std Dev	Qwest Num	Qwest Denom	Qwest Result	Mod Z Scr	Parity Scr
Jan-06	3	4	75.00%	43.30%	2309	2369	97.47%	2.857536	-0.001184
Feb-06	3	3	100.00%	0.00%	2126	2169	98.02%	-0.246158	-1.149653
Mar-06									
Apr-06									
May-06	1	1	100.00%	0.00%	2079	2117	98.21%	-0.135164	-1.082174
Jun-06									
Jul-06									
Aug-06									
Sep-06									
Oct-06									
Nov-06									
Dec-06									

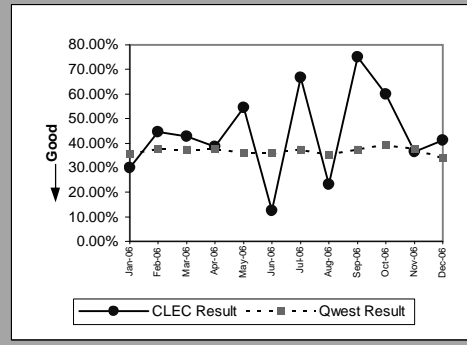


MR-10 - Customer-Related Trouble Reports (Percent)

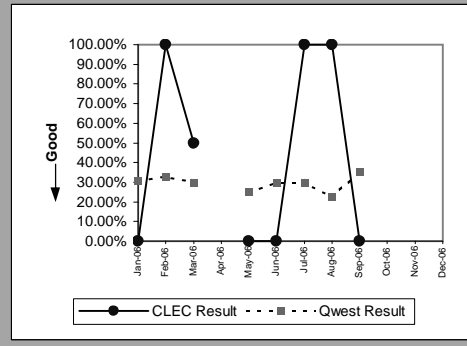
Residence(Parity)									
Date	CLEC Num	CLEC Denom	CLEC Result	CLEC Std Dev	Qwest Num	Qwest Denom	Qwest Result	Mod Z Scr	Parity Scr
Jan-06	66	146	45.21%	49.77%	13243	36456	36.33%	2.22642	0.336311
Feb-06	59	125	47.20%	49.92%	9155	25810	35.47%	2.734404	0.632345
Mar-06	58	115	50.43%	50.00%	7768	22183	35.02%	3.456875	1.052017
Apr-06	44	107	41.12%	49.21%	6719	19458	34.53%	1.429919	-0.138371
May-06	33	110	30.00%	45.83%	7737	23356	33.13%	-0.695032	-1.42255
Jun-06	29	92	31.52%	46.46%	8274	23955	34.54%	-0.607625	-1.36941
Jul-06	30	76	39.47%	48.88%	7395	22829	32.39%	1.316856	-0.207907
Aug-06	30	66	45.45%	49.79%	7086	21514	32.94%	2.1605	0.282614
Sep-06	20	54	37.04%	48.29%	7080	19847	35.67%	0.208977	-0.866671
Oct-06	5	23	21.74%	41.25%	7431	20691	35.91%	-1.416227	-1.861005
Nov-06	13	39	33.33%	47.14%	12915	33697	38.33%	-0.641045	-1.389728
Dec-06	7	20	35.00%	47.70%	10880	39074	27.84%	0.713728	-0.567656



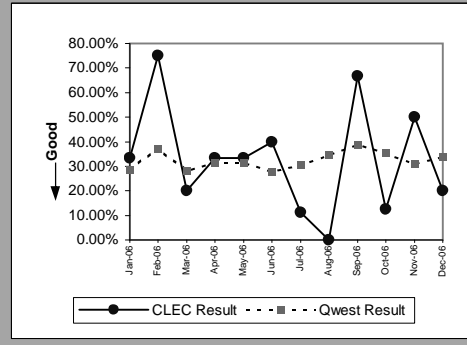
Business(Parity)									
Date	CLEC Num	CLEC Denom	CLEC Result	CLEC Std Dev	Qwest Num	Qwest Denom	Qwest Result	Mod Z Scr	Parity Scr
Jan-06	3	10	30.00%	45.83%	1588	4448	35.70%	-0.375884	-1.228521
Feb-06	4	9	44.44%	49.69%	1242	3297	37.67%	0.418809	-0.748248
Mar-06	6	14	42.86%	49.49%	1181	3142	37.59%	0.406182	-0.751951
Apr-06	5	13	38.46%	48.65%	1015	2689	37.75%	0.053065	-0.958688
May-06	6	11	54.55%	49.79%	1177	3254	36.17%	1.266171	-0.263575
Jun-06	1	8	12.50%	33.07%	1195	3313	36.07%	-1.386615	-1.843002
Jul-06	6	9	66.67%	47.14%	1161	3094	37.52%	1.803036	0.034572
Aug-06	3	13	23.08%	42.13%	1117	3155	35.40%	-0.9275	-1.56388
Sep-06	9	12	75.00%	43.30%	1074	2865	37.49%	2.678801	0.557971
Oct-06	3	5	60.00%	48.99%	1253	3183	39.37%	0.943676	-0.473371
Nov-06	4	11	36.36%	48.10%	1560	4126	37.81%	-0.098728	-1.060022
Dec-06	7	17	41.18%	49.22%	1409	4167	33.81%	0.640437	-0.612336



Centrex(Parity)									
Date	CLEC Num	CLEC Denom	CLEC Result	CLEC Std Dev	Qwest Num	Qwest Denom	Qwest Result	Mod Z Scr	Parity Scr
Jan-06	0	3	0.00%	0.00%	55	179	30.73%	-1.143989	-1.695496
Feb-06	1	1	100.00%	0.00%	51	155	32.90%	1.423427	-0.405707
Mar-06	1	2	50.00%	50.00%	49	163	30.06%	0.611223	-0.695033
Apr-06	0	2	0.00%	0.00%	37	148	25.00%	-0.811035	-1.493074
May-06	0	1	0.00%	0.00%	45	151	29.80%	-0.649412	-1.394814
Jun-06	1	1	100.00%	0.00%	37	124	29.84%	1.527266	-0.367057
Aug-06	1	1	100.00%	0.00%	32	143	22.38%	1.85598	-0.258531
Sep-06	0	2	0.00%	0.00%	51	145	35.17%	-1.034574	-1.628976
Oct-06									
Nov-06									
Dec-06									

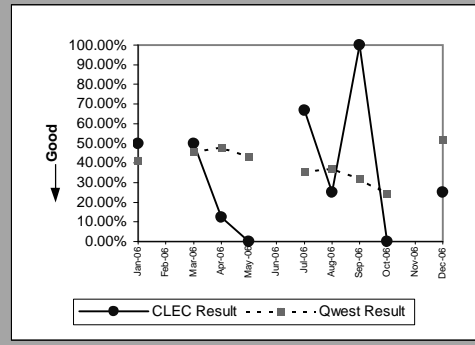


Centrex 21(Parity)									
Date	CLEC Num	CLEC Denom	CLEC Result	CLEC Std Dev	Qwest Num	Qwest Denom	Qwest Result	Mod Z Scr	Parity Scr
Jan-06	1	3	33.33%	47.14%	89	310	28.71%	0.176167	-0.891094
Feb-06	3	4	75.00%	43.30%	86	230	37.39%	1.541245	-0.154658
Mar-06	1	5	20.00%	40.00%	55	195	28.21%	-0.402589	-1.244757
Apr-06	1	3	33.33%	47.14%	60	191	31.41%	0.071078	-0.954248
May-06	2	6	33.33%	47.14%	63	200	31.50%	0.095257	-0.935716
Jun-06	4	10	40.00%	48.99%	56	200	28.00%	0.824786	-0.516294
Jul-06	1	9	11.11%	31.43%	59	194	30.41%	-1.230463	-1.748068
Aug-06	0	3	0.00%	0.00%	65	188	34.57%	-1.249186	-1.759451
Sep-06	4	6	66.67%	47.14%	69	178	38.76%	1.379761	-0.214482
Oct-06	1	8	12.50%	33.07%	52	147	35.37%	-1.317761	-1.801142
Nov-06	2	4	50.00%	50.00%	60	193	31.09%	0.808848	-0.554231
Dec-06	1	5	20.00%	40.00%	71	209	33.97%	-0.651877	-1.396313

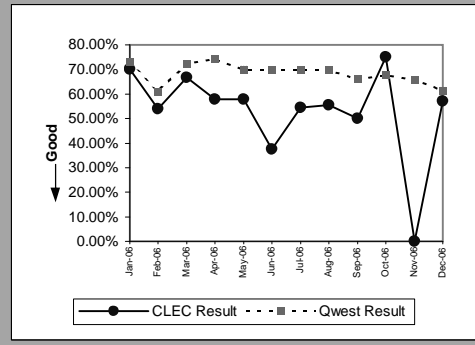


MR-10 - Customer-Related Trouble Reports (Percent)

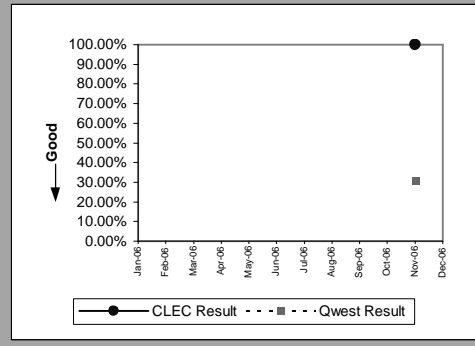
PBX(Parity)									
Date	CLEC Num	CLEC Denom	CLEC Result	CLEC Std Dev	Qwest Num	Qwest Denom	Qwest Result	Mod Z Scr	Parity Scr
Jan-06	2	4	50.00%	50.00%	46	111	41.44%	0.341374	-0.818399
Feb-06									
Mar-06	1	2	50.00%	50.00%	38	83	45.78%	0.118281	-0.965847
Apr-06	1	8	12.50%	33.07%	35	73	47.95%	-1.905103	-2.15822
May-06	0	1	0.00%	0.00%	29	67	43.28%	-0.867142	-1.527185
Jun-06									
Jul-06	2	3	66.67%	47.14%	21	59	35.59%	1.096556	-0.423071
Aug-06	1	4	25.00%	43.30%	35	94	37.23%	-0.4957	-1.301364
Sep-06	1	1	100.00%	0.00%	23	72	31.94%	1.449569	-0.397023
Oct-06	0	2	0.00%	0.00%	20	82	24.39%	-0.7936	-1.482474
Nov-06									
Dec-06	1	4	25.00%	43.30%	45	87	51.72%	-1.04583	-1.635819



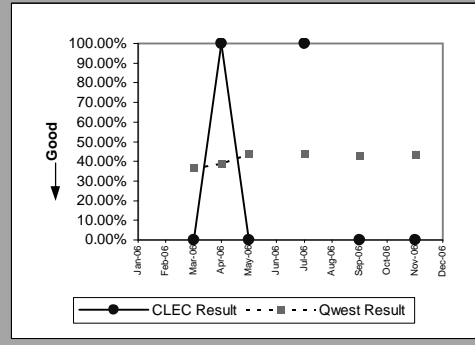
Qwest DSL(Parity)									
Date	CLEC Num	CLEC Denom	CLEC Result	CLEC Std Dev	Qwest Num	Qwest Denom	Qwest Result	Mod Z Scr	Parity Scr
Jan-06	14	20	70.00%	45.83%	16953	23210	73.04%	-0.306426	-1.186294
Feb-06	7	13	53.85%	49.85%	16362	26834	60.97%	-0.526782	-1.320261
Mar-06	6	9	66.67%	47.14%	15977	22062	72.42%	-0.386026	-1.234687
Apr-06	11	19	57.89%	49.37%	14107	18995	74.27%	-1.631633	-1.991962
May-06	11	19	57.89%	49.37%	14322	20444	70.05%	-1.156719	-1.703235
Jun-06	3	8	37.50%	48.41%	14330	20513	69.86%	-1.994116	-2.212336
Jul-06	6	11	54.55%	49.79%	14878	21302	69.84%	-1.105242	-1.671939
Aug-06	10	18	55.56%	49.69%	16631	23842	69.76%	-1.311086	-1.797084
Sep-06	6	12	50.00%	50.00%	15839	23896	66.28%	-1.192868	-1.725212
Oct-06	6	8	75.00%	43.30%	15952	23523	67.81%	0.434949	-0.774662
Nov-06	0	2	0.00%	0.00%	17813	27017	65.93%	-1.967339	-2.196057
Dec-06	4	7	57.14%	49.49%	17184	27953	61.47%	-0.235471	-1.143156



ISDN Primary(Parity)									
Date	CLEC Num	CLEC Denom	CLEC Result	CLEC Std Dev	Qwest Num	Qwest Denom	Qwest Result	Mod Z Scr	Parity Scr
Jan-06									
Feb-06									
Mar-06									
Apr-06									
May-06									
Jun-06									
Jul-06									
Aug-06									
Sep-06									
Oct-06									
Nov-06	1	1	100.00%	0.00%	27	88	30.68%	1.494615	-0.379607
Dec-06									

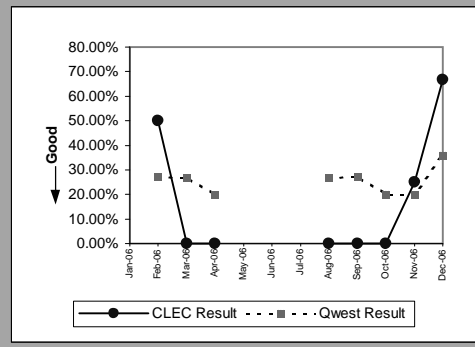


DSO(Parity)									
Date	CLEC Num	CLEC Denom	CLEC Result	CLEC Std Dev	Qwest Num	Qwest Denom	Qwest Result	Mod Z Scr	Parity Scr
Jan-06									
Feb-06									
Mar-06	0	2	0.00%	0.00%	162	439	36.90%	-1.07906	-1.656022
Apr-06	1	1	100.00%	0.00%	143	368	38.86%	1.252662	-0.474973
May-06	0	2	0.00%	0.00%	221	504	43.85%	-1.247263	-1.758282
Jun-06									
Jul-06	1	1	100.00%	0.00%	189	429	44.06%	1.125561	-0.531087
Aug-06									
Sep-06	0	1	0.00%	0.00%	161	374	43.05%	-0.868247	-1.527857
Oct-06									
Nov-06	0	1	0.00%	0.00%	190	434	43.78%	-0.881418	-1.535864
Dec-06									

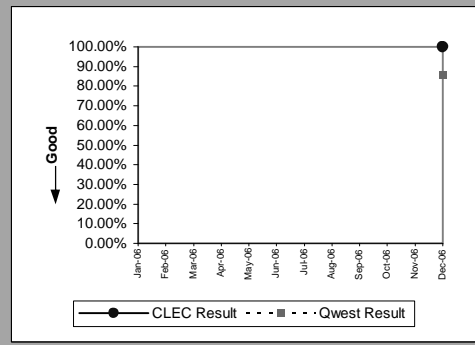


MR-10 - Customer-Related Trouble Reports (Percent)

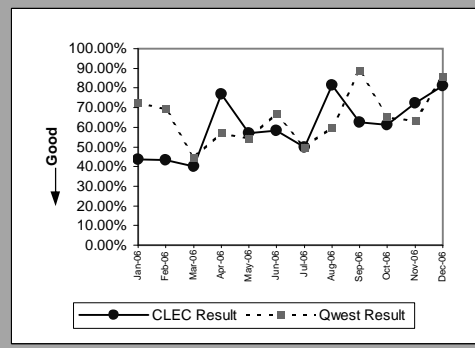
DS1(Parity)									
Date	CLEC Num	CLEC Denom	CLEC Result	CLEC Std Dev	Qwest Num	Qwest Denom	Qwest Result	Mod Z Scr	Parity Scr
Jan-06									
Feb-06	2	4	50.00%	50.00%	103	381	27.03%	1.028796	-0.441084
Mar-06	0	3	0.00%	0.00%	95	355	26.76%	-1.042578	-1.633842
Apr-06	0	1	0.00%	0.00%	55	278	19.78%	-0.495735	-1.301385
May-06									
Jun-06									
Jul-06									
Aug-06	0	2	0.00%	0.00%	83	310	26.77%	-0.852402	-1.518224
Sep-06	0	2	0.00%	0.00%	81	299	27.09%	-0.859175	-1.522341
Oct-06	0	2	0.00%	0.00%	60	300	20.00%	-0.704761	-1.428465
Nov-06	1	4	25.00%	43.30%	69	349	19.77%	0.261105	-0.832032
Dec-06	2	3	66.67%	47.14%	144	400	36.00%	1.102462	-0.418161



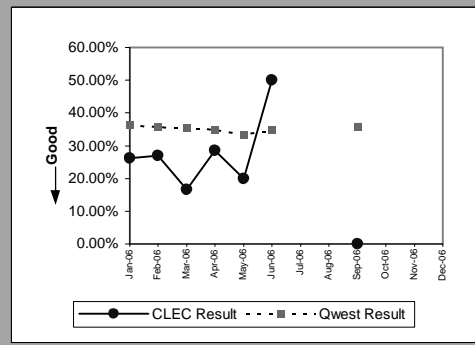
DS3(Parity)									
Date	CLEC Num	CLEC Denom	CLEC Result	CLEC Std Dev	Qwest Num	Qwest Denom	Qwest Result	Mod Z Scr	Parity Scr
Jan-06									
Feb-06									
Mar-06									
Apr-06									
May-06									
Jun-06									
Jul-06									
Aug-06									
Sep-06									
Oct-06									
Nov-06									
Dec-06	1	1	100.00%	0.00%	6	7	85.71%	0.381881	-1.047887



LIS Trunk(Parity)									
Date	CLEC Num	CLEC Denom	CLEC Result	CLEC Std Dev	Qwest Num	Qwest Denom	Qwest Result	Mod Z Scr	Parity Scr
Jan-06	14	32	43.75%	49.61%	8	11	72.73%	-1.86158	-2.13176
Feb-06	13	30	43.33%	49.55%	9	13	69.23%	-1.689845	-2.027353
Mar-06	6	15	40.00%	48.99%	4	9	44.44%	-0.212132	-1.128967
Apr-06	10	13	76.92%	42.13%	8	14	57.14%	1.037749	-0.385952
May-06	8	14	57.14%	49.49%	6	11	54.55%	0.129468	-0.957731
Jun-06	7	12	58.33%	49.30%	6	9	66.67%	-0.400892	-1.243725
Jul-06	8	16	50.00%	50.00%	1	2	50.00%	0	-1
Aug-06	22	27	81.48%	38.84%	6	10	60.00%	1.184512	-0.233736
Sep-06	15	24	62.50%	48.41%	8	9	88.89%	-2.148268	-2.306054
Oct-06	11	18	61.11%	48.75%	15	23	65.22%	-0.273964	-1.166558
Nov-06	13	18	72.22%	44.79%	7	11	63.64%	0.46637	-0.740143
Dec-06	17	21	80.95%	39.27%	6	7	85.71%	-0.311805	-1.189564

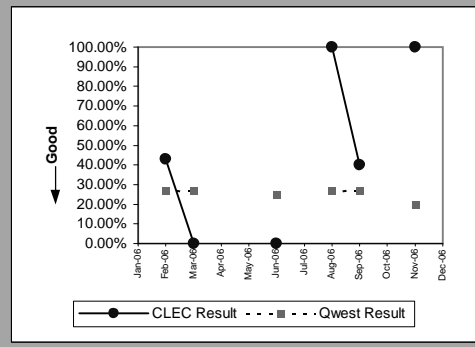


UNE - P (POTS)(Parity)									
Date	CLEC Num	CLEC Denom	CLEC Result	CLEC Std Dev	Qwest Num	Qwest Denom	Qwest Result	Mod Z Scr	Parity Scr
Jan-06	11	42	26.19%	43.97%	14831	40904	36.26%	-1.356477	-1.824679
Feb-06	7	26	26.92%	44.36%	10397	29107	35.72%	-0.935679	-1.568852
Mar-06	1	6	16.67%	37.27%	8949	25325	35.34%	-0.95659	-1.581565
Apr-06	2	7	28.57%	45.18%	7734	22147	34.92%	-0.35235	-1.214214
May-06	2	10	20.00%	40.00%	8914	26610	33.50%	-0.904234	-1.549735
Jun-06	3	6	50.00%	50.00%	9469	27268	34.73%	0.785766	-0.551905
Jul-06									
Aug-06									
Sep-06	0	1	0.00%	0.00%	8154	22712	35.90%	-0.748385	-1.454986
Oct-06									
Nov-06									
Dec-06									

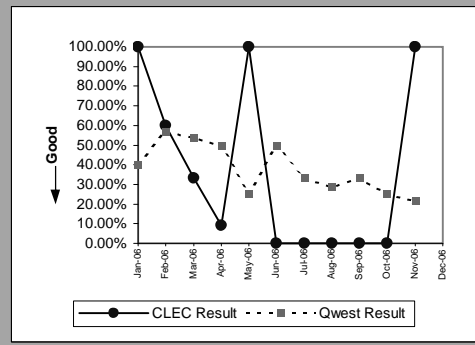


MR-10 - Customer-Related Trouble Reports (Percent)

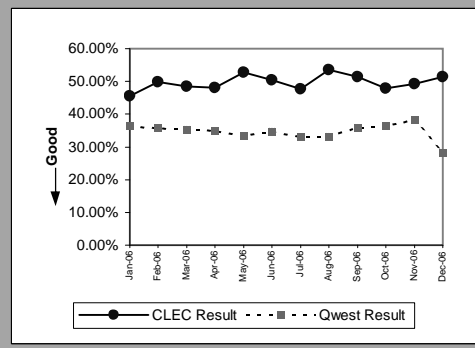
UDIT DS1 (Parity)									
Date	CLEC Num	CLEC Denom	CLEC Result	CLEC Std Dev	Qwest Num	Qwest Denom	Qwest Result	Mod Z Scr	Parity Scr
Jan-06	1				4				
Feb-06	3	7	42.86%	49.49%	103	381	27.03%	0.934048	-0.46372
Mar-06	0	2	0.00%	0.00%	95	355	26.76%	-0.852453	-1.518254
Apr-06									
May-06									
Jun-06	0	1	0.00%	0.00%	88	352	25.00%	-0.576532	-1.350507
Jul-06									
Aug-06	1	1	100.00%	0.00%	83	310	26.77%	1.651104	-0.323581
Sep-06	2	5	40.00%	48.99%	81	299	27.09%	0.64417	-0.630368
Oct-06									
Nov-06	1	1	100.00%	0.00%	69	349	19.77%	2.011561	-0.213423
Dec-06									



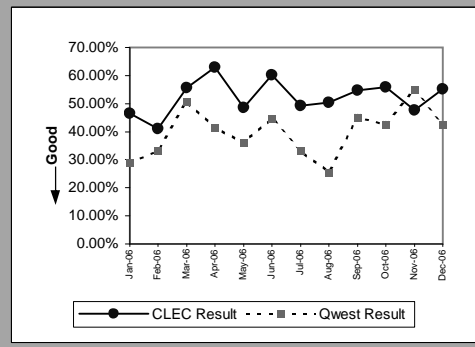
UDIT Above DS1 Level (Parity)									
Date	CLEC Num	CLEC Denom	CLEC Result	CLEC Std Dev	Qwest Num	Qwest Denom	Qwest Result	Mod Z Scr	Parity Scr
Jan-06	1	1	100.00%	0.00%	4	10	40.00%	1.167748	-0.538518
Feb-06	3	5	60.00%	48.99%	4	7	57.14%	0.098601	-1.024596
Mar-06	1	3	33.33%	47.14%	7	13	53.85%	-0.642416	-1.390561
Apr-06	1	11	9.09%	28.75%	1	2	50.00%	-1.064362	-1.647086
May-06	1	1	100.00%	0.00%	1	4	25.00%	1.549193	-0.466456
Jun-06	0	1	0.00%	0.00%	6	12	50.00%	-0.960769	-1.584106
Jul-06	0	1	0.00%	0.00%	3	9	33.33%	-0.67082	-1.40783
Aug-06	0	1	0.00%	0.00%	2	7	28.57%	-0.591608	-1.359672
Sep-06	0	1	0.00%	0.00%	4	12	33.33%	-0.679366	-1.413025
Oct-06	0	2	0.00%	0.00%	2	8	25.00%	-0.730297	-1.443989
Nov-06	1	1	100.00%	0.00%	3	14	21.43%	1.849925	-0.296439
Dec-06									



Unbundled Loop Analog (Parity)									
Date	CLEC Num	CLEC Denom	CLEC Result	CLEC Std Dev	Qwest Num	Qwest Denom	Qwest Result	Mod Z Scr	Parity Scr
Jan-06	314	691	45.44%	49.79%	14831	40904	36.26%	4.979505	2.027324
Feb-06	257	515	49.90%	50.00%	10397	29107	35.72%	6.65839	3.048014
Mar-06	209	431	48.49%	49.98%	8949	25325	35.34%	5.665415	2.372025
Apr-06	190	395	48.10%	49.96%	7734	22147	34.92%	5.44644	2.238836
May-06	240	455	52.75%	49.92%	8915	26611	33.50%	8.624407	3.828055
Jun-06	254	503	50.50%	50.00%	9469	27268	34.73%	7.361845	3.475684
Jul-06	208	437	47.60%	49.94%	8556	25923	33.01%	6.432909	2.802051
Aug-06	223	417	53.48%	49.88%	8203	24669	33.25%	8.693344	3.828055
Sep-06	215	419	51.31%	49.98%	8154	22712	35.90%	6.516064	2.87369
Oct-06	240	502	47.81%	49.95%	8684	23874	36.37%	5.270302	2.204116
Nov-06	313	635	49.29%	49.99%	14475	37823	38.27%	5.66648	2.444975
Dec-06	243	472	51.48%	49.98%	12289	43241	28.42%	11.049113	3.828055

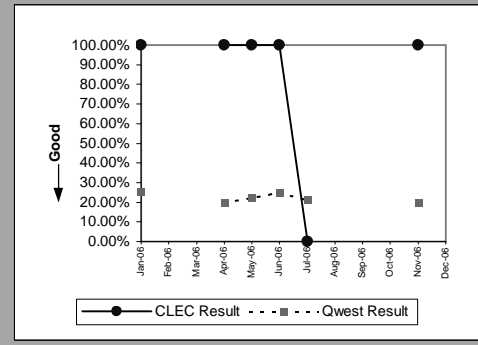


Unbundled Loop - 2 Wire Non-Loaded (Parity)									
Date	CLEC Num	CLEC Denom	CLEC Result	CLEC Std Dev	Qwest Num	Qwest Denom	Qwest Result	Mod Z Scr	Parity Scr
Jan-06	62	133	46.62%	49.89%	30	104	28.85%	2.996554	0.696958
Feb-06	48	117	41.03%	49.19%	24	72	33.33%	1.08941	-0.363144
Mar-06	59	106	55.66%	49.68%	43	85	50.59%	0.696782	-0.58095
Apr-06	71	113	62.83%	48.33%	27	65	41.54%	2.775687	0.664969
May-06	51	105	48.57%	49.98%	35	97	36.08%	1.8466	0.085797
Jun-06	65	108	60.19%	48.95%	29	65	44.62%	1.995224	0.203328
Jul-06	67	136	49.26%	49.99%	19	57	33.33%	2.141843	0.234996
Aug-06	80	159	50.31%	50.00%	22	86	25.58%	4.234868	1.30442
Sep-06	64	117	54.70%	49.78%	32	71	45.07%	1.28659	-0.227474
Oct-06	57	102	55.88%	49.65%	29	68	42.65%	1.709391	0.00886
Nov-06	72	151	47.68%	49.95%	28	51	54.90%	-0.895886	-1.54466
Dec-06	54	98	55.10%	49.74%	36	85	42.35%	1.740789	0.040709

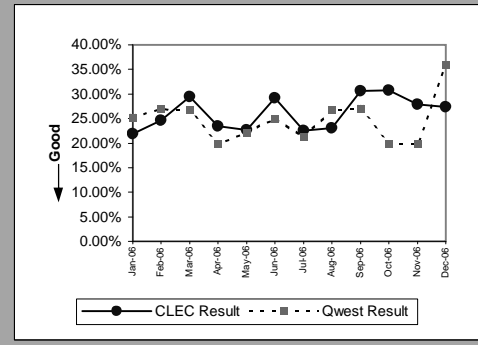


MR-10 - Customer-Related Trouble Reports (Percent)

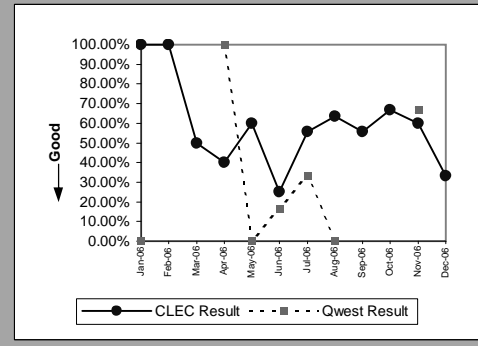
Unbundled Loop - 4 Wire Non-Loaded(Parity)									
Date	CLEC Num	CLEC Denom	CLEC Result	CLEC Std Dev	Qwest Num	Qwest Denom	Qwest Result	Mod Z Scr	Parity Scr
Jan-06	1	1	100.00%	0.00%	94	371	25.34%	1.714318	-0.302736
Feb-06									
Mar-06									
Apr-06	1	1	100.00%	0.00%	55	278	19.78%	2.009978	-0.213783
May-06	1	1	100.00%	0.00%	77	347	22.19%	1.869871	-0.254175
Jun-06	1	1	100.00%	0.00%	88	352	25.00%	1.729596	-0.297747
Jul-06	0	1	0.00%	0.00%	71	335	21.19%	-0.517821	-1.314813
Aug-06									
Sep-06									
Oct-06									
Nov-06	1	1	100.00%	0.00%	69	349	19.77%	2.011561	-0.213423
Dec-06									



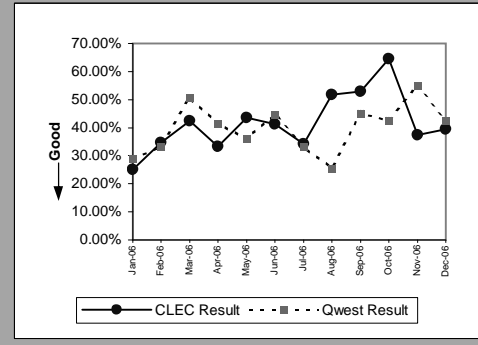
Unbundled Loop - DS1 Capable(Parity)									
Date	CLEC Num	CLEC Denom	CLEC Result	CLEC Std Dev	Qwest Num	Qwest Denom	Qwest Result	Mod Z Scr	Parity Scr
Jan-06	42	192	21.88%	41.34%	94	371	25.34%	-0.895306	-1.544307
Feb-06	40	162	24.69%	43.12%	103	381	27.03%	-0.562383	-1.341905
Mar-06	41	139	29.50%	45.60%	95	355	26.76%	0.61763	-0.627945
Apr-06	29	124	23.39%	42.33%	55	278	19.78%	0.837503	-0.503244
May-06	34	150	22.67%	41.87%	77	347	22.19%	0.117345	-0.926871
Jun-06	43	147	29.25%	45.49%	88	352	25.00%	0.999866	-0.404613
Jul-06	32	142	22.54%	41.78%	71	335	21.19%	0.327724	-0.800298
Aug-06	27	117	23.08%	42.13%	83	310	26.77%	-0.769575	-1.467868
Sep-06	41	134	30.60%	46.08%	81	299	27.09%	0.759005	-0.54568
Oct-06	43	140	30.71%	46.13%	60	300	20.00%	2.616987	0.476895
Nov-06	57	204	27.94%	44.87%	69	349	19.77%	2.327719	0.329943
Dec-06	55	201	27.36%	44.58%	144	400	36.00%	-2.081149	-2.265249



Unbundled Loop - XDSL(Parity)									
Date	CLEC Num	CLEC Denom	CLEC Result	CLEC Std Dev	Qwest Num	Qwest Denom	Qwest Result	Mod Z Scr	Parity Scr
Jan-06	1	1	100.00%	0.00%	0	1	0.00%		-0.589939
Feb-06	1	1	100.00%	0.00%					
Mar-06	2	4	50.00%	50.00%					
Apr-06	2	5	40.00%	48.99%	1	1	100.00%		
May-06	3	5	60.00%	48.99%	0	2	0.00%		-0.286038
Jun-06	2	8	25.00%	43.30%	1	6	16.67%	0.414039	-0.889707
Jul-06	5	9	55.56%	49.69%	1	3	33.33%	0.707107	-0.711202
Aug-06	7	11	63.64%	48.10%	0	1	0.00%		-0.494527
Sep-06	5	9	55.56%	49.69%					
Oct-06	6	9	66.67%	47.14%					
Nov-06	3	5	60.00%	48.99%	2	3	66.67%	-0.193649	-1.11773
Dec-06	3	9	33.33%	47.14%					



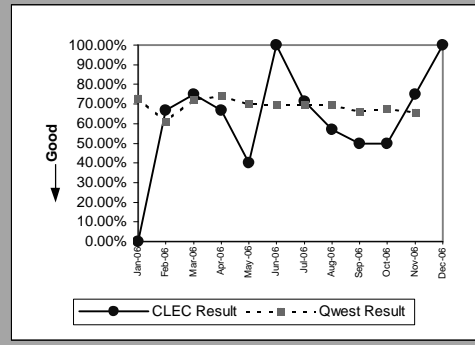
Unbundled Loop ISDN Capable(Parity)									
Date	CLEC Num	CLEC Denom	CLEC Result	CLEC Std Dev	Qwest Num	Qwest Denom	Qwest Result	Mod Z Scr	Parity Scr
Jan-06	11	44	25.00%	43.30%	30	104	28.85%	-0.472058	-1.286991
Feb-06	9	26	34.62%	47.57%	24	72	33.33%	0.118864	-0.933591
Mar-06	11	26	42.31%	49.40%	43	85	50.59%	-0.739015	-1.449289
Apr-06	5	15	33.33%	47.14%	27	65	41.54%	-0.581276	-1.353391
May-06	17	39	43.59%	49.59%	35	97	36.08%	0.824466	-0.512955
Jun-06	14	34	41.18%	49.22%	29	65	44.62%	-0.326861	-1.198717
Jul-06	15	44	34.09%	47.40%	19	57	33.33%	0.080082	-0.960574
Aug-06	15	29	51.72%	49.97%	22	86	25.58%	2.790279	0.539091
Sep-06	9	17	52.94%	49.91%	32	71	45.07%	0.585841	-0.66014
Oct-06	20	31	64.52%	47.85%	29	68	42.65%	2.040448	0.217502
Nov-06	12	32	37.50%	48.41%	28	51	54.90%	-1.550767	-1.942799
Dec-06	15	38	39.47%	48.88%	36	85	42.35%	-0.298606	-1.18154



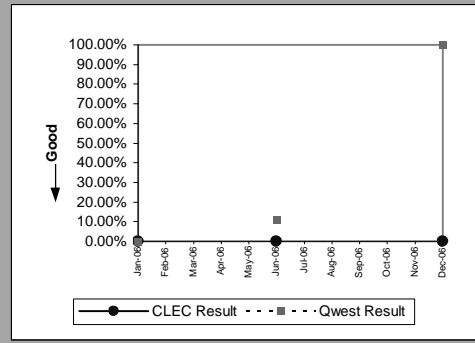


MR-10 - Customer-Related Trouble Reports (Percent)

Unbundled Loop - ADSL Qualified(Parity)									
Date	CLEC Num	CLEC Denom	CLEC Result	CLEC Std Dev	Qwest Num	Qwest Denom	Qwest Result	Mod Z Scr	Parity Scr
Jan-06	0	1	0.00%	0.00%	16953	23210	73.04%	-1.646004	-2.00699
Feb-06	2	3	66.67%	47.14%	16362	26834	60.97%	0.202086	-0.915893
Mar-06	6	8	75.00%	43.30%	15977	22062	72.42%	0.163336	-0.939237
Apr-06	2	3	66.67%	47.14%	14107	18995	74.27%	-0.3011	-1.183056
May-06	2	5	40.00%	48.99%	14322	20444	70.05%	-1.467111	-1.89194
Jun-06	2	2	100.00%	0.00%	14330	20513	69.86%	0.928903	-0.57747
Jul-06	5	7	71.43%	45.18%	14878	21302	69.84%	0.09138	-0.977791
Aug-06	4	7	57.14%	49.49%	16631	23842	69.76%	-0.726376	-1.441606
Sep-06	4	8	50.00%	50.00%	15839	23896	66.28%	-0.974054	-1.592183
Oct-06	2	4	50.00%	50.00%	15952	23523	67.81%	-0.762561	-1.463604
Nov-06	12	16	75.00%	43.30%	17813	27017	65.93%	0.765062	-0.557177
Dec-06	6	6	100.00%	0.00%					

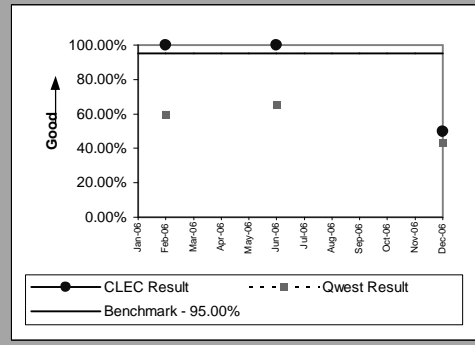


E911(Parity)									
Date	CLEC Num	CLEC Denom	CLEC Result	CLEC Std Dev	Qwest Num	Qwest Denom	Qwest Result	Mod Z Scr	Parity Scr
Jan-06	0	1	0.00%	0.00%	0	7	0.00%		
Feb-06									
Mar-06									
Apr-06									
May-06									
Jun-06	0	1	0.00%	0.00%	1	9	11.11%	-0.33541	-1.203915
Jul-06									
Aug-06									
Sep-06									
Oct-06									
Nov-06									
Dec-06	0	3	0.00%	0.00%	1	1	100.00%		

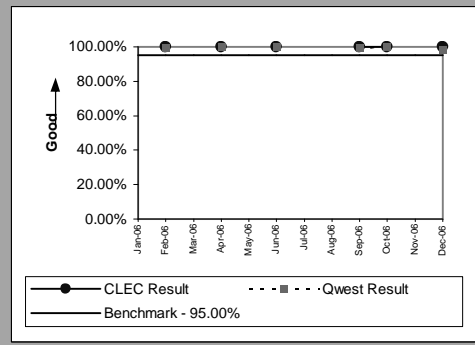


MR-11 - LNP Trouble Reports Cleared

LNP Trouble Reports Cleared within 4 Hours(Percent)(MR-11A)(Parity)									
Date	CLEC Num	CLEC Denom	CLEC Result	CLEC Std Dev	Qwest Num	Qwest Denom	Qwest Result	Mod Z Scr	Parity Scr
Jan-06									
Feb-06	2	2	100.00%	0.00%	605	1013	59.72%	-1.160217	-1.705362
Mar-06									
Apr-06									
May-06									
Jun-06	2	2	100.00%	0.00%	625	957	65.31%	-1.029653	-1.625984
Jul-06									
Aug-06									
Sep-06									
Oct-06									
Nov-06									
Dec-06	1	2	50.00%	50.00%	557	1287	43.28%	-0.191692	-1.116541

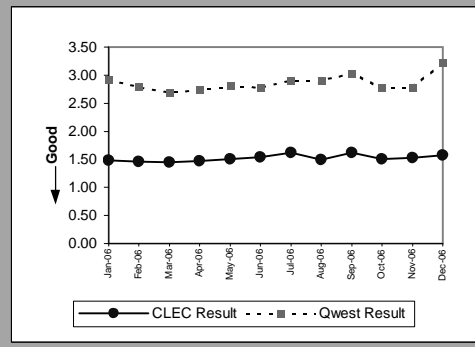


LNP Trouble Reports Cleared within 48 Hours - All Volumes(Percent)(MR-11B)(Parity)									
Date	CLEC Num	CLEC Denom	CLEC Result	CLEC Std Dev	Qwest Num	Qwest Denom	Qwest Result	Mod Z Scr	Parity Scr
Jan-06									
Feb-06	3	3	100.00%	0.00%	2147	2151	99.81%	-0.074709	-1.04542
Mar-06									
Apr-06	2	2	100.00%	0.00%	1760	1762	99.89%	-0.047646	-1.028967
May-06									
Jun-06	2	2	100.00%	0.00%	2150	2153	99.86%	-0.052803	-1.032102
Jul-06									
Aug-06									
Sep-06	2	2	100.00%	0.00%	1683	1687	99.76%	-0.068904	-1.041891
Oct-06	1	1	100.00%	0.00%	1762	1763	99.94%	-0.023816	-1.014479
Nov-06									
Dec-06	6	6	100.00%	0.00%	2182	2225	98.07%	-0.343398	-1.208771



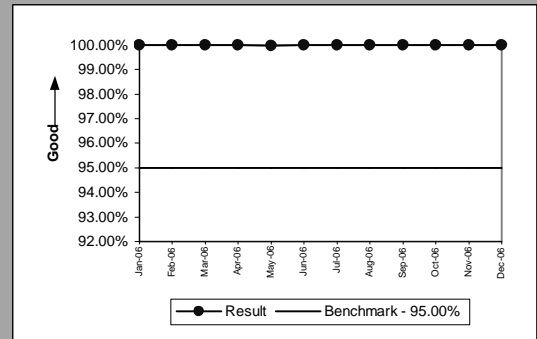
BI-1 - Time to Provide Recorded Usage Records

Time to Provide Usage Records(Whole Number)UNEs and Resale Aggregate(BI-1A)(Parity)									
Date	CLEC Num	CLEC Denom	CLEC Result	CLEC Std Dev	Qwest Num	Qwest Denom	Qwest Result	Mod Z Scr	Parity Scr
Jan-06	30324583	20518961	1.48	0.63	14318765	4910244	2.92	-836.8529	-509.7704
Feb-06	27526720	18814526	1.46	0.67	12548439	4494246	2.79	-630.469	-384.2979
Mar-06	30511162	21014614	1.45	0.63	14049554	5222793	2.69	-802.8477	-489.0968
Apr-06	26226505	17871946	1.47	1.02	11943142	4356918	2.74	-767.2797	-467.4729
May-06	28350501	18845038	1.50	0.64	13113260	4677250	2.80	-772.6711	-470.7507
Jun-06	30970496	20165600	1.54	0.68	13726149	4934077	2.78	-786.3127	-479.0442
Jul-06	25949190	16003992	1.62	0.79	12226580	4194778	2.91	-699.789	-426.4415
Aug-06	27009950	18134238	1.49	0.63	13917580	4787046	2.91	-763.9879	-465.4717
Sep-06	25635571	15837996	1.62	0.70	12959015	4278814	3.03	-775.5919	-472.5264
Oct-06	22047186	14694607	1.50	0.61	10983872	3965192	2.77	-726.8369	-442.8854
Nov-06	20074216	13119973	1.53	0.66	10826511	3888736	2.78	-683.4413	-416.5028
Dec-06	19459409	12356554	1.57	0.62	13171901	4103759	3.21	-705.6124	-429.9819



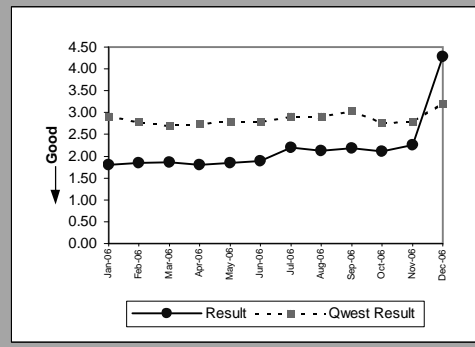
BI-1 - Time to Provide Recorded Usage Records

Time to Provide Usage Records(Percent)Jointly-provided Switched Access(BI-1B)(Benchmark)			
Date	Numerator	Denominator	Result
Jan-06	20720938	20720967	100.00%
Feb-06	20952086	20952086	100.00%
Mar-06	25343608	25343612	100.00%
Apr-06	23071106	23071106	100.00%
May-06	23779417	23784490	99.98%
Jun-06	27169566	27169566	100.00%
Jul-06	23598262	23598262	100.00%
Aug-06	31502662	31502662	100.00%
Sep-06	28212541	28212548	100.00%
Oct-06	28278563	28278724	100.00%
Nov-06	29587030	29587800	100.00%
Dec-06	29621797	29621831	100.00%



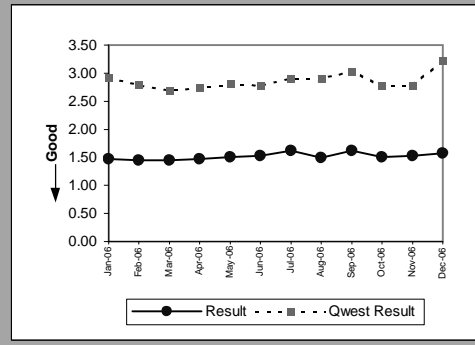
BI-1 - Time to Provide Recorded Usage Reports

Time to Provide Usage Records [CAT11](Whole Number)UNEs and Resale Aggregate(BI-1C-1)(Parity)									
Date	Numerator	Denominator	Result	CLEC Std Dev	Qwest Num	Qwest Denom	Qwest Result	Mod Z Scr	Parity Scr
Jan-06	1076030	593050	1.81	0.71	14318765	4910244	2.92	-234.2666	-143.424
Feb-06	903729	490229	1.84	0.75	12548439	4494246	2.79	-157.0796	-96.49763
Mar-06	303330	162902	1.86	0.82	14049554	5222793	2.69	-104.3369	-64.43231
Apr-06	172178	95009	1.81	0.72	11943142	4356918	2.74	-91.17125	-56.42818
May-06	184734	100174	1.84	0.74	13113260	4677250	2.80	-92.31557	-57.12388
Jun-06	89150	47204	1.89	0.79	13726149	4934077	2.78	-61.21893	-38.21846
Jul-06	4007	1821	2.20	0.80	12226580	4194778	2.91	-9.044607	-6.498731
Aug-06	4983	2352	2.12	0.72	13917580	4787046	2.91	-10.58796	-7.437025
Sep-06	4197	1916	2.19	0.80	12959015	4278814	3.03	-10.99237	-7.682884
Oct-06	4513	2138	2.11	0.71	10983872	3965192	2.77	-9.871696	-7.001565
Nov-06	4198	1857	2.26	1.06	10826511	3888736	2.78	-7.096206	-5.314187
Dec-06	385	90	4.28	1.95	13171901	4103759	3.21	2.49155	0.353441



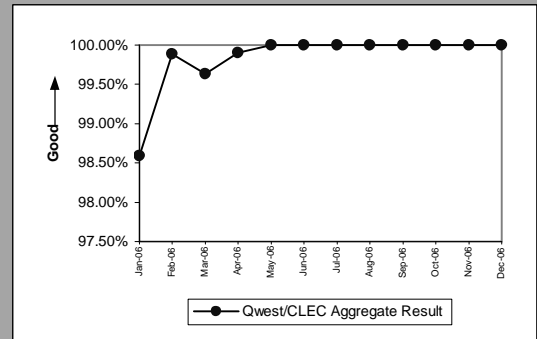
BI-1 - Time to Provide Recorded Usage Reports

Time to Provide Usage Records [CAT10](Whole Number)JNEs and Resale Aggregate(BI-1C-2)(Parity)									
Date	Numerator	Denominator	Result	CLEC Std Dev	Qwest Numera	Qwest Denom	Qwest Result	Mod Z Scr	Parity Scr
Jan-06	29248553	19925911	1.47	0.62	14318765	4910244	2.92	-840.2696	-511.8477
Feb-06	26622991	18324297	1.45	0.67	12548439	4494246	2.79	-633.6648	-386.2408
Mar-06	30207832	20851712	1.45	0.62	14049554	5222793	2.69	-804.3002	-489.9798
Apr-06	26054327	17776937	1.47	1.02	11943142	4356918	2.74	-767.9875	-467.9032
May-06	28165767	18744864	1.50	0.64	13113260	4677250	2.80	-773.3401	-471.1574
Jun-06	30881346	20118396	1.53	0.68	13726149	4934077	2.78	-786.6537	-479.2515
Jul-06	25945183	16002171	1.62	0.79	12226580	4194778	2.91	-699.8164	-426.4582
Aug-06	27004967	18131886	1.49	0.63	13917580	4787046	2.91	-764.0216	-465.4921
Sep-06	25631374	15836080	1.62	0.70	12959015	4278814	3.03	-775.62	-472.5435
Oct-06	22042673	14692469	1.50	0.61	10983872	3965192	2.77	-726.8765	-442.9095
Nov-06	20070018	13118116	1.53	0.66	10826511	3888736	2.78	-683.4866	-416.5304
Dec-06	19459024	12356464	1.57	0.62	13171901	4103759	3.21	-705.6203	-429.9867



BI-2 - Invoices Delivered within 10 Days

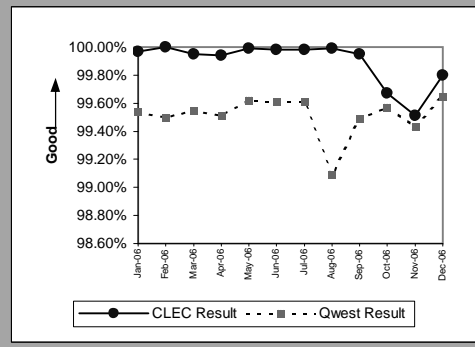
Invoices Delivered within 10 Days(Percent)All(BI-2)(Parity by Design)			
Date	Qwest/CLEC Aggregate Num	Qwest/CLEC Aggregate Denom	Qwest/CLEC Aggregate Result
Jan-06	908	921	98.59%
Feb-06	948	949	99.89%
Mar-06	1067	1071	99.63%
Apr-06	1005	1006	99.90%
May-06	954	954	100.00%
Jun-06	1110	1110	100.00%
Jul-06	978	978	100.00%
Aug-06	1075	1075	100.00%
Sep-06	975	975	100.00%
Oct-06	939	939	100.00%
Nov-06	1001	1001	100.00%
Dec-06	978	978	100.00%



Eff 8/04 Wholesale results may include non-251 products provisioned as part of Commercial Agreements. This level of identification/exclusion from 271 Billing results is not available at this time.

BI-3 - Billing Accuracy - Adjustments for Errors

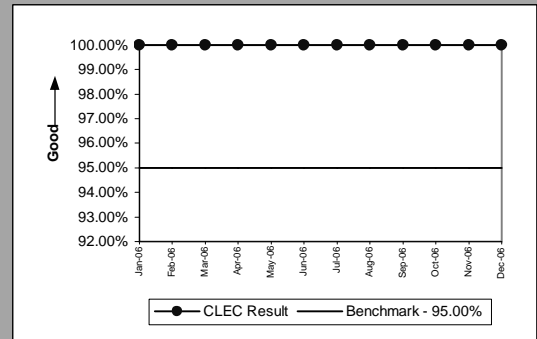
Billing Accuracy - Adjustments for Errors(Percent)JNEs and Resale Aggregate(BI-3A)(Parity)									
Date	CLEC Num	CLEC Denom	CLEC Result	CLEC Std Dev	Qwest Num	Qwest Denom	Qwest Result	Mod Z Scr	Parity Scr
Jan-06	2583525	2584373	99.97%	1.81%	63878065	64172463	99.54%	-99.34613	-61.39816
Feb-06	1399816	1399822	100.00%	0.22%	58544217	58838164	99.50%	-82.77614	-51.32432
Mar-06	3218096	3219767	99.95%	2.28%	74562181	74901642	99.55%	-104.9767	-64.8213
Apr-06	2965676	2967395	99.94%	2.41%	63266889	63579499	99.51%	-104.409	-64.47615
May-06	2657944	2658327	99.99%	1.20%	71161735	71436336	99.62%	-95.71902	-59.19303
Jun-06	2666514	2667167	99.98%	1.56%	70793571	71074069	99.61%	-94.66308	-58.55107
Jul-06	2609434	2609875	99.98%	1.30%	63134341	63381969	99.61%	-94.86064	-58.67117
Aug-06	2628014	2628269	99.99%	0.98%	69619284	70255659	99.09%	-150.5484	-92.5269
Sep-06	2589573	2590974	99.95%	2.32%	66311045	66648392	99.49%	-100.6085	-62.16564
Oct-06	2577132	2585787	99.67%	5.78%	64350599	64630557	99.57%	-23.63892	-15.37145
Nov-06	2548942	2561420	99.51%	6.96%	64230479	64598332	99.43%	-17.16944	-11.43828
Dec-06	2562629	2567858	99.80%	4.51%	63810908	64035637	99.65%	-39.14638	-24.79931





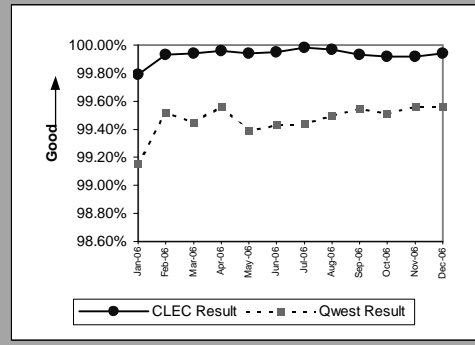
BI-3 - Billing Accuracy - Adjustments for Errors

Billing Accuracy - Adjustments for Errors(Percent)Reciprocal Compensation(BI-3B)(Benchmark)				
Date	Numerator	Denominator	CLEC Result	
Jan-06	64638	64638	100.00%	
Feb-06	69455	69455	100.00%	
Mar-06	62102	62102	100.00%	
Apr-06	69004	69004	100.00%	
May-06	62155	62155	100.00%	
Jun-06	60672	60672	100.00%	
Jul-06	56283	56283	100.00%	
Aug-06	54684	54684	100.00%	
Sep-06	53863	53863	100.00%	
Oct-06	55766	55766	100.00%	
Nov-06	55074	55074	100.00%	
Dec-06	54628	54628	100.00%	



BI-4 - Billing Completeness

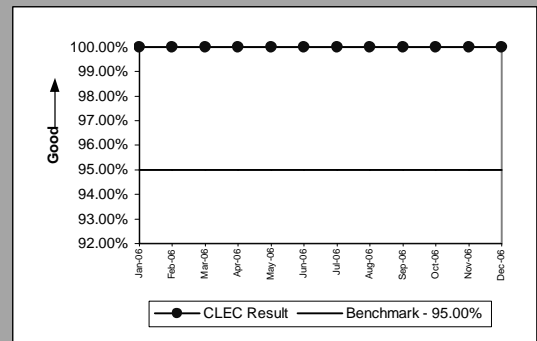
Billing Completeness(Percent)UNEs and Resale Aggregate(BI-4A)(Parity)									
Date	CLEC Num	CLEC Denom	CLEC Result	CLEC Std Dev	Qwest Num	Qwest Denom	Qwest Result	Mod Z Scr	Parity Scr
Jan-06	23136	23184	99.79%	4.55%	154652	155983	99.15%	-9.982073	-7.068669
Feb-06	28716	28735	99.93%	2.57%	162966	163752	99.52%	-9.362499	-6.691995
Mar-06	25381	25396	99.94%	2.43%	149148	149974	99.45%	-9.791031	-6.952524
Apr-06	29964	29976	99.96%	2.00%	162721	163434	99.56%	-9.568447	-6.817203
May-06	25812	25828	99.94%	2.49%	150227	151146	99.39%	-10.43289	-7.342748
Jun-06	23677	23690	99.95%	2.34%	158288	159193	99.43%	-9.810086	-6.964109
Jul-06	23513	23518	99.98%	1.46%	165957	166899	99.44%	-10.40943	-7.328482
Aug-06	23127	23133	99.97%	1.61%	161479	162292	99.50%	-9.573676	-6.820382
Sep-06	19723	19736	99.93%	2.57%	156168	156874	99.55%	-7.599362	-5.620084
Oct-06	20908	20924	99.92%	2.76%	152049	152795	99.51%	-8.014095	-5.872224
Nov-06	20314	20331	99.92%	2.89%	148222	148879	99.56%	-7.217293	-5.387803
Dec-06	14443	14452	99.94%	2.49%	131246	131820	99.56%	-6.467847	-4.932172



Eff 8/04 Wholesale results may include non-251 products provisioned as part of Commercial Agreements. This level of identification/exclusion from 271 Billing results is not available at this time.

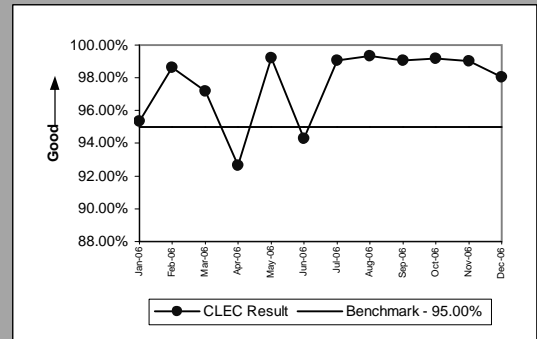
BI-4 - Billing Completeness

Billing Completeness(Percent)Reciprocal Compensation(BI-4B)(Benchmark)				
Date	Numerator	Denominator	CLEC Result	
Jan-06	64638	64638	100.00%	
Feb-06	69455	69455	100.00%	
Mar-06	62102	62102	100.00%	
Apr-06	69004	69004	100.00%	
May-06	62155	62155	100.00%	
Jun-06	60672	60672	100.00%	
Jul-06	56283	56283	100.00%	
Aug-06	54684	54684	100.00%	
Sep-06	53863	53863	100.00%	
Oct-06	55766	55766	100.00%	
Nov-06	55074	55074	100.00%	
Dec-06	54628	54628	100.00%	

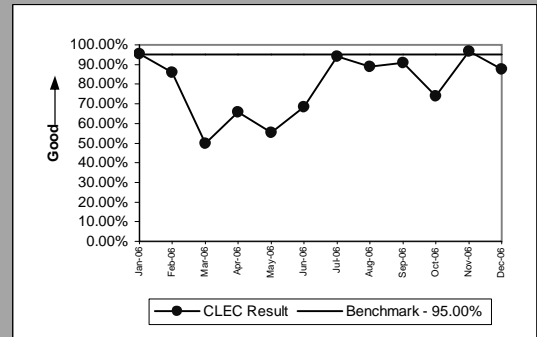


BI-5 - Billing Accuracy & Claims Processing

Billing Accuracy & Claims Processing - Acknowledgment(Percent)All(BI-5A)(Benchmark)				
Date	Numerator	Denominator	CLEC Result	
Jan-06	246	258	95.35%	
Feb-06	144	146	98.63%	
Mar-06	139	143	97.20%	
Apr-06	151	163	92.64%	
May-06	128	129	99.22%	
Jun-06	116	123	94.31%	
Jul-06	106	107	99.07%	
Aug-06	149	150	99.33%	
Sep-06	105	106	99.06%	
Oct-06	122	123	99.19%	
Nov-06	103	104	99.04%	
Dec-06	151	154	98.05%	

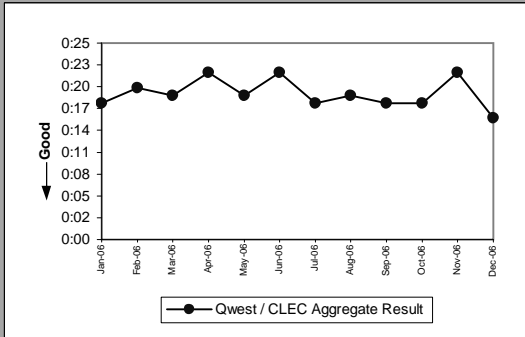


Billing Accuracy & Claims Processing - Resolution(Percent)All(BI-5B)(Benchmark)				
Date	Numerator	Denominator	CLEC Result	
Jan-06	215	225	95.56%	
Feb-06	189	220	85.91%	
Mar-06	102	204	50.00%	
Apr-06	135	205	65.85%	
May-06	132	239	55.23%	
Jun-06	102	149	68.46%	
Jul-06	82	87	94.25%	
Aug-06	119	134	88.81%	
Sep-06	99	109	90.83%	
Oct-06	71	96	73.96%	
Nov-06	90	93	96.77%	
Dec-06	84	96	87.50%	

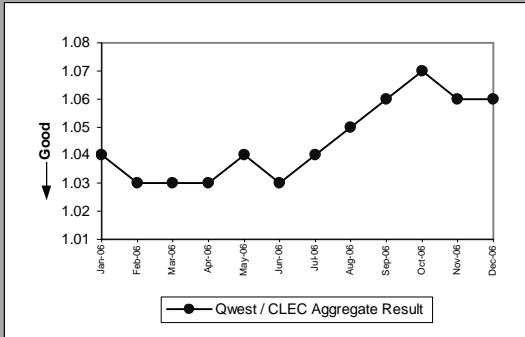


DB-1 - Time to Update Databases

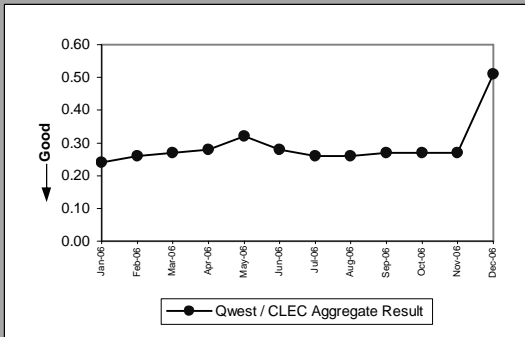
Time to Update Databases(Hours and Minutes)E911(DB-1A)(Parity by Design)	
	Qwest / CLEC Aggregate Result
Jan-06	0:18
Feb-06	0:20
Mar-06	0:19
Apr-06	0:22
May-06	0:19
Jun-06	0:22
Jul-06	0:18
Aug-06	0:19
Sep-06	0:18
Oct-06	0:18
Nov-06	0:22
Dec-06	0:16



Time to Update Databases(Whole Number)LIDB(DB-1B)(Parity by Design)	
	Qwest / CLEC Aggregate Result
Jan-06	1.04
Feb-06	1.03
Mar-06	1.03
Apr-06	1.03
May-06	1.04
Jun-06	1.03
Jul-06	1.04
Aug-06	1.05
Sep-06	1.06
Oct-06	1.07
Nov-06	1.06
Dec-06	1.06



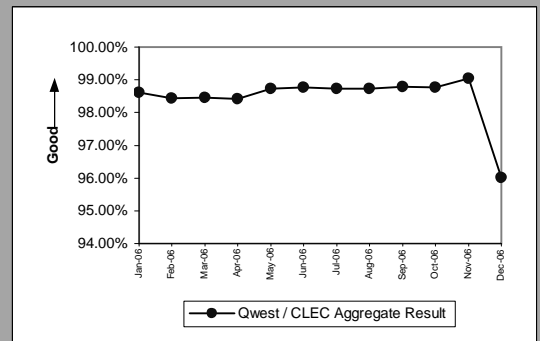
Time to Update Databases(Whole Number)Directory Listing(DB-1C-1)(Parity by Design)	
	Qwest / CLEC Aggregate Result
Jan-06	0.24
Feb-06	0.26
Mar-06	0.27
Apr-06	0.28
May-06	0.32
Jun-06	0.28
Jul-06	0.26
Aug-06	0.26
Sep-06	0.27
Oct-06	0.27
Nov-06	0.27
Dec-06	0.51



VoIP Listings are included in the batch process and therefore included in performance results effective 8/6/04.

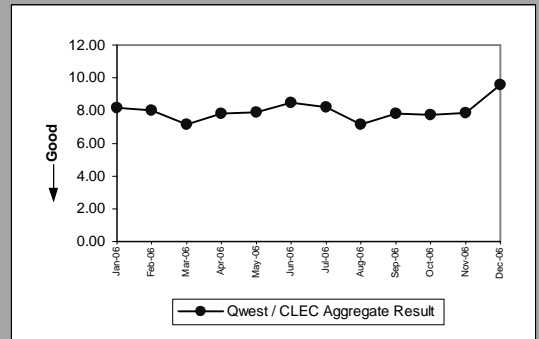
DB-2 - Accurate Database Updates

Accurate Database Updates(Percent)Directory Listing(DB-2C-1)(Parity by Design)	
	Qwest / CLEC Aggregate Result
Jan-06	98.61%
Feb-06	98.43%
Mar-06	98.45%
Apr-06	98.41%
May-06	98.72%
Jun-06	98.76%
Jul-06	98.73%
Aug-06	98.72%
Sep-06	98.78%
Oct-06	98.77%
Nov-06	99.04%
Dec-06	96.01%



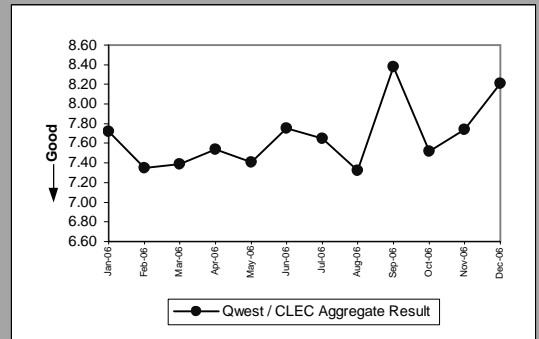
DA-1 - Speed of Answer - Directory Assistance

Speed of Answer - Directory Assistance(Whole Number)(DA-1)(Parity by Design)	
	Qwest / CLEC Aggregate Result
Jan-06	8.15
Feb-06	8.03
Mar-06	7.16
Apr-06	7.82
May-06	7.91
Jun-06	8.49
Jul-06	8.22
Aug-06	7.16
Sep-06	7.80
Oct-06	7.74
Nov-06	7.85
Dec-06	9.58



OS-1 - Speed of Answer - Operator Services

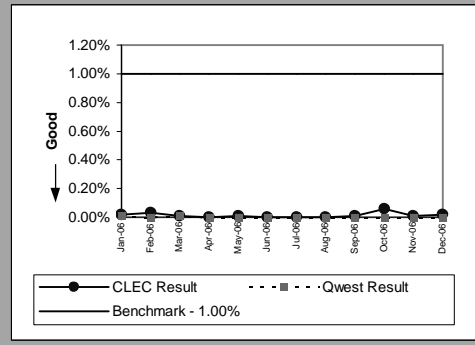
Speed of Answer - Operator Services(Whole Number)(OS-1)(Parity by Design)		
	Qwest / CLEC Aggregate Result	
Jan-06		7.72
Feb-06		7.35
Mar-06		7.39
Apr-06		7.54
May-06		7.41
Jun-06		7.75
Jul-06		7.65
Aug-06		7.32
Sep-06		8.38
Oct-06		7.52
Nov-06		7.74
Dec-06		8.21



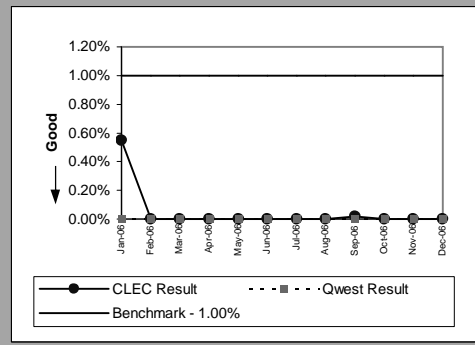


NI-1 - Trunk Blocking

Trunk Blockage to Qwest Tandem Offices(NI-1A)(Parity)									
Date	CLEC Num	CLEC Denom	CLEC Result	CLEC Std Dev	Qwest Num	Qwest Denom	Qwest Result	Mod Z Scr	Parity Scr
Jan-06	7	27864	0.02%	0.09%	4	32324	0.01%	17.678476	9.74775
Feb-06	9	27600	0.03%	0.11%	1	31275	0.00%	169.41252	101.9955
Mar-06	4	27528	0.01%	0.08%	2	31275	0.01%	26.360943	15.026315
Apr-06	1	29136	0.00%	0.05%	0	31275	0.00%	-2.987249	
May-06	2	29352	0.01%	0.05%	0	30123	0.00%	716.12252	434.37158
Jun-06	0	28656	0.00%	0.01%	0	30099	0.00%	-3.485744	-3.119182
Jul-06	0	29280	0.00%	0.01%	0	30099	0.00%	115.52452	69.233918
Aug-06	1	29256	0.00%	0.02%	0	29547	0.00%	274.94555	166.15503
Sep-06	3	29640	0.01%	0.08%	0	29547	0.00%	630.58562	382.36884
Oct-06	16	29328	0.06%	0.27%	0	29283	0.00%	492.11212	298.18292
Nov-06	3	30624	0.01%	0.05%	0	28565	0.00%	134.41052	80.715795
Dec-06	7	31704	0.02%	0.13%	0	28565	0.00%		-2.933505

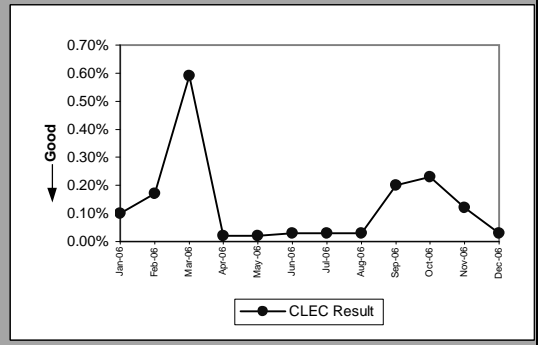


Trunk Blockage to Qwest End Offices(NI-1B)(Parity)									
Date	CLEC Num	CLEC Denom	CLEC Result	CLEC Std Dev	Qwest Num	Qwest Denom	Qwest Result	Mod Z Scr	Parity Scr
Jan-06	41	7440	0.55%	6.64%	0	47925	0.00%	23304.229	14166.965
Feb-06	0	7272	0.00%	0.00%	0	44301	0.00%	-8.224886	-6.000376
Mar-06	0	7308	0.00%	0.02%	0	43293	0.00%	16.143147	8.814337
Apr-06	0	7404	0.00%	0.04%	0	43293	0.00%	150.49348	90.493536
May-06	0	7416	0.00%	0.02%	0	41876	0.00%	89.942791	53.681334
Jun-06	0	6936	0.00%	0.01%	0	41540	0.00%	14.507896	7.820174
Jul-06	0	6696	0.00%	0.02%	0	41540	0.00%	40.09965	23.378856
Aug-06	0	6840	0.00%	0.02%	1	40604	0.00%	1.232773	-0.250527
Sep-06	2	7236	0.02%	0.09%	1	38396	0.00%	103.96551	62.206542
Oct-06	0	6852	0.00%	0.00%	1	38036	0.00%	-8.157348	-5.959315
Nov-06	0	6528	0.00%	0.02%	1	36655	0.00%	4.470154	1.717661
Dec-06	0	6468	0.00%	0.00%	1	36487	0.00%	-5.148397	-4.130003

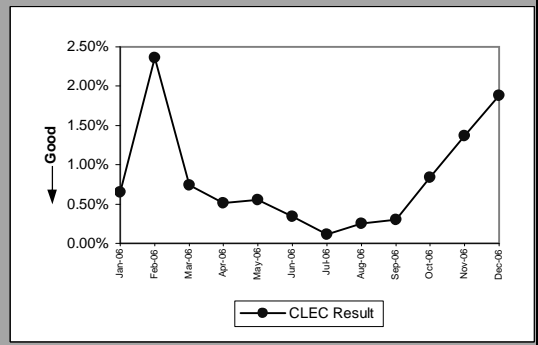


NI-1 - Trunk Blocking

Trunk Blockage to Qwest Tandem Offices(Percent)(NI-1C)(Diagnostic)					
Date	Numerator	Denominator	CLEC Result	Standard Deviation	
Jan-06	29	27936	0.10%	2.51%	
Feb-06	48	28560	0.17%	0.74%	
Mar-06	176	29568	0.59%	2.29%	
Apr-06	5	29424	0.02%	0.15%	
May-06	7	29640	0.02%	0.17%	
Jun-06	10	29352	0.03%	0.22%	
Jul-06	9	29640	0.03%	0.29%	
Aug-06	8	29640	0.03%	0.23%	
Sep-06	62	30936	0.20%	1.66%	
Oct-06	71	30744	0.23%	1.13%	
Nov-06	37	31512	0.12%	0.90%	
Dec-06	9	31824	0.03%	0.19%	

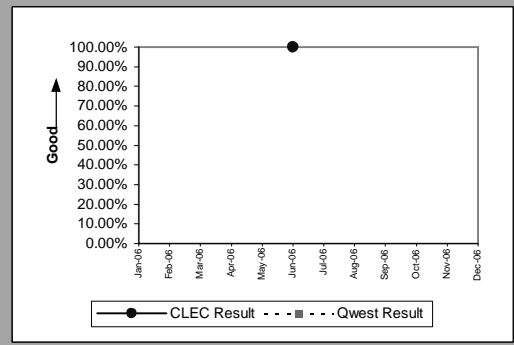


Trunk Blockage to Qwest End Offices(Percent)(NI-1D)(Diagnostic)					
Date	Numerator	Denominator	CLEC Result	Standard Deviation	
Jan-06	49	7572	0.65%	6.63%	
Feb-06	180	7620	2.36%	13.46%	
Mar-06	56	7596	0.74%	4.32%	
Apr-06	38	7596	0.51%	3.11%	
May-06	42	7644	0.55%	3.12%	
Jun-06	24	7188	0.34%	1.82%	
Jul-06	7	6924	0.11%	0.58%	
Aug-06	18	7068	0.25%	1.39%	
Sep-06	22	7428	0.30%	1.70%	
Oct-06	62	7380	0.84%	3.05%	
Nov-06	97	7116	1.37%	5.36%	
Dec-06	131	6996	1.88%	8.12%	



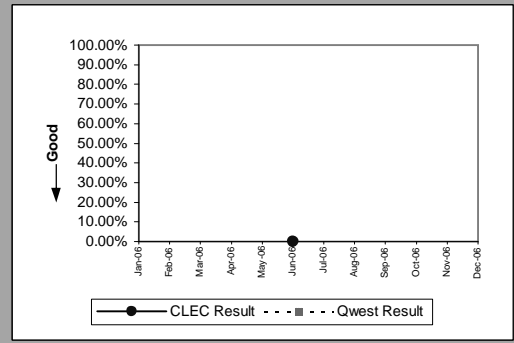
NP-1 - NXX Code Activation

NXX Code Activation(Percent)(NP-1A)(Parity)						
Date	CLEC Num	CLEC Denom	CLEC Result	Qwest Num	Qwest Denom	Qwest Result
Jan-06						
Feb-06						
Mar-06						
Apr-06						
May-06						
Jun-06	1	1	100.00%			
Jul-06						
Aug-06						
Sep-06						
Oct-06						
Nov-06						
Dec-06						



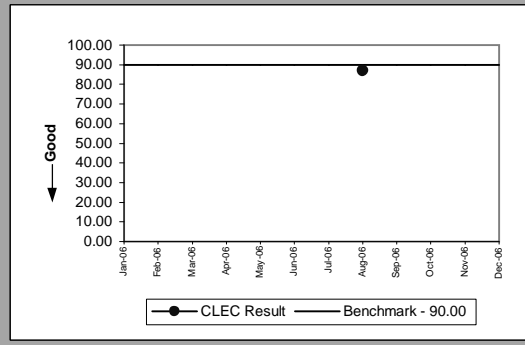
NP-1 - NXX Code Activation

NXX Code Activation - Facility Delays(Percent)(NP-1B)(Diagnostic)						
Date	CLEC Num	CLEC Denom	CLEC Result	Qwest Num	Qwest Denom	Qwest Result
Jan-06						
Feb-06						
Mar-06						
Apr-06						
May-06						
Jun-06	0	1	0.00%			
Jul-06						
Aug-06						
Sep-06						
Oct-06						
Nov-06						
Dec-06						

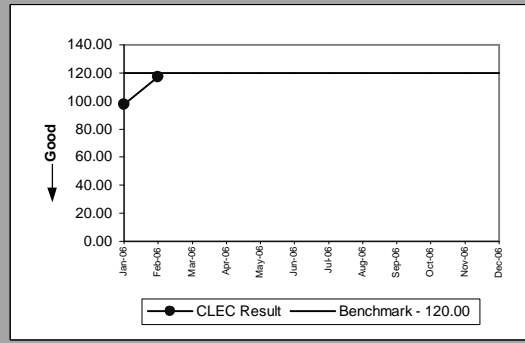


CP-1 - Collocation Completion Interval (Average Days)

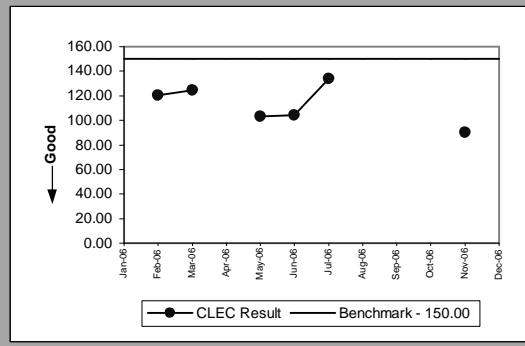
Scheduled Interval 90 Calendar Days or Less(CP-1A)(Benchmark)				
Date	CLEC Num	CLEC Denom	CLEC Result	CLEC Std Dev
Jan-06				
Feb-06				
Mar-06				
Apr-06				
May-06				
Jun-06				
Jul-06				
Aug-06	174	2	87	0.00
Sep-06				
Oct-06				
Nov-06				
Dec-06				



Scheduled Interval 91 to 120 Calendar Days(CP-1B)(Benchmark)				
Date	CLEC Num	CLEC Denom	CLEC Result	CLEC Std Dev
Jan-06	390	4	97.50	19.49
Feb-06	117	1	117	0.00
Mar-06				
Apr-06				
May-06				
Jun-06				
Jul-06				
Aug-06				
Sep-06				
Oct-06				
Nov-06				
Dec-06				

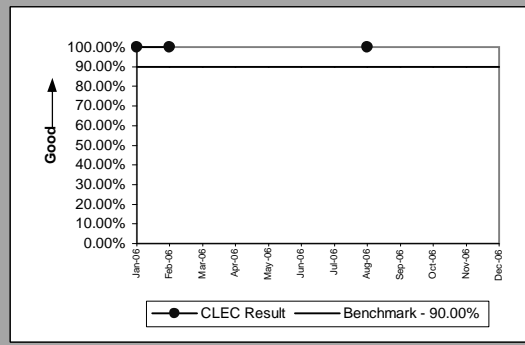


Scheduled Interval 121 to 150 Calendar Days(CP-1C)(Benchmark)				
Date	CLEC Num	CLEC Denom	CLEC Result	CLEC Std Dev
Jan-06				
Feb-06	241	2	120.50	2.12
Mar-06	373	3	124.33	9.61
Apr-06				
May-06	103	1	103	0.00
Jun-06	417	4	104.25	16.50
Jul-06	134	1	134	0.00
Aug-06				
Sep-06				
Oct-06				
Nov-06	90	1	90	0.00
Dec-06				

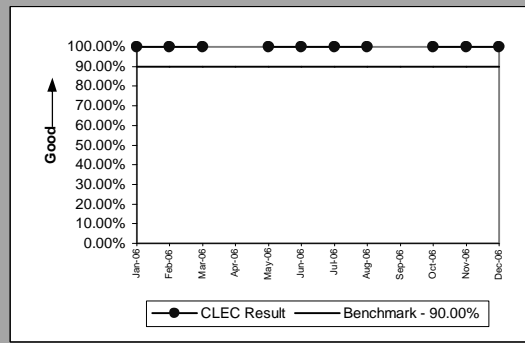


CP-2 - Collocations Completed within Scheduled Intervals (Percent)

Non-Forecasted & Late Forecasted Collocations(CP-2B)(Benchmark)					
Date	CLEC Num	CLEC Denom	CLEC Result	CLEC Std Dev	
Jan-06	4	4	100.00%	0.00%	
Feb-06	1	1	100.00%	0.00%	
Mar-06					
Apr-06					
May-06					
Jun-06					
Jul-06					
Aug-06	2	2	100.00%	0.00%	
Sep-06					
Oct-06					
Nov-06					
Dec-06					

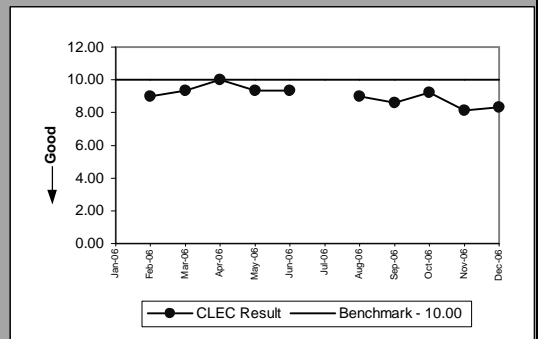


Collocations with Intervals Longer than 120 Days(CP-2C)(Benchmark)					
Date	CLEC Num	CLEC Denom	CLEC Result	CLEC Std Dev	
Jan-06	2	2	100.00%	0.00%	
Feb-06	4	4	100.00%	0.00%	
Mar-06	7	7	100.00%	0.00%	
Apr-06					
May-06	3	3	100.00%	0.00%	
Jun-06	4	4	100.00%	0.00%	
Jul-06	1	1	100.00%	0.00%	
Aug-06	1	1	100.00%	0.00%	
Sep-06					
Oct-06	1	1	100.00%	0.00%	
Nov-06	2	2	100.00%	0.00%	
Dec-06	4	4	100.00%	0.00%	



CP-3 - Collocation Feasibility Study Interval (Average Days)

Collocation Feasibility Study Interval(CP-3)(Benchmark)				
Date	CLEC Num	CLEC Denom	CLEC Result	CLEC Std Dev
Jan-06				
Feb-06	18	2	9	1.41
Mar-06	28	3	9.33	1.15
Apr-06	10	1	10	0.00
May-06	28	3	9.33	1.15
Jun-06	28	3	9.33	1.15
Jul-06				
Aug-06	18	2	9	0.00
Sep-06	43	5	8.60	1.67
Oct-06	240	26	9.23	1.03
Nov-06	114	14	8.14	1.99
Dec-06	50	6	8.33	0.82



CP-4 - Collocation Feasibility Study Commitments Met (Percent)

Collocation Feasibility Study Commitments Met(CP-4)(Benchmark)				
Date	CLEC Num	CLEC Denom	CLEC Result	CLEC Std Dev
Jan-06				
Feb-06	2	2	100.00%	0.00%
Mar-06	4	4	100.00%	0.00%
Apr-06	1	1	100.00%	0.00%
May-06	3	3	100.00%	0.00%
Jun-06	3	3	100.00%	0.00%
Jul-06				
Aug-06	2	2	100.00%	0.00%
Sep-06	5	5	100.00%	0.00%
Oct-06	27	27	100.00%	0.00%
Nov-06	14	14	100.00%	0.00%
Dec-06	6	6	100.00%	0.00%

