


Month	Total Number of Lifeline Complaints for 1st Q 2012	Total Number of Credits Issued 1st Q 2012	Total Dollar Amount of Credits Issued 1st Q 2012
Jan-12			
Feb-12			
Mar-12			

REDACTED


<u>Date</u>	<u>Handler</u>	<u>Co.</u>	<u>Customer Name</u>	<u>State</u>	<u>Phone #</u>	<u>Complaint Status</u>	<u>Root Cause</u>	<u>How Resolved</u>
								

REDACTED

Date Handler Co. Customer Name State Phone # Complaint Status Root Cause How Resolved




REDACTED

<u>Date</u>	<u>Handler</u>	<u>Co.</u>	<u>Customer Name</u>	<u>State</u>	<u>Phone #</u>	<u>Complaint Status</u>	<u>Root Cause</u>
							

REDACTED

How Resolved



REDACTED