

October 3, 2016

***VIA ELECTRONIC FILING
AND OVERNIGHT DELIVERY***

Steven V. King
Executive Director and Secretary
Washington Utilities and Transportation Commission
1300 S. Evergreen Park Drive SW
P.O. Box 47250
Olympia, WA 98504-7250

**RE: Compliance Filing—Order 15 in Docket UE-152253
Revisions to Pacific Power & Light Company’s General Tariffs**

In accordance with RCW 80.28.060, WAC 480-07-550, WAC 480-07-880, WAC 480-07-883, and WAC Chapter 480-80, Pacific Power & Light Company (Pacific Power or Company), a division of PacifiCorp, submits the following revised tariff sheets in compliance with Washington Utilities and Transportation Commission Orders 15 in Docket UE-152253.

The revised tariff sheets are designated as follows:

Ninth Revision to Sheet No. INDEX.3		Tariff Index
Fourth Revision to Sheet No. 15.1	Schedule 15	Outdoor Area Lighting Service – No New Service
Fourth Revision to Sheet No. 16.1	Schedule 16	Residential Service
Fourth Revision to Sheet No. 17.1	Schedule 17	Low Income Bill Assistance Program – Residential Service Optional for Qualifying Customers
Third Revision to Sheet No. 18.1	Schedule 18	Three Phase Residential Service Rider
Fourth Revision to Sheet No. 24.1	Schedule 24	Small General Service
Fourth Revision to Sheet No. 24.2	Schedule 24	Small General Service
Fourth Revision to Sheet No. 36.1	Schedule 36	Large General Service – Less Than 1,000 kW
Fourth Revision to Sheet No. 36.2	Schedule 36	Large General Service – Less Than 1,000 kW
Fourth Revision to Sheet No. 40.1	Schedule 40	Agricultural Pumping Service
Second Revision to Sheet No. 40.2	Schedule 40	Agricultural Pumping Service
Fourth Revision to Sheet No. 48T.1	Schedule 48T	Large General Service – Metered Time of Use 1,000 kW and Over

Fourth Revision to Sheet No. 51.1	Schedule 51	Street Lighting Service – Company-Owned System
Fourth Revision to Sheet No. 52.1	Schedule 52	Street Lighting Service – Company-Owned System No New Service
Third Revision to Sheet No. 53.1	Schedule 53	Street Lighting Service – Customer-Owned System
Third Revision to Sheet No. 54.1	Schedule 54	Recreational Field Lighting – Restricted
Third Revision to Sheet No. 57.1	Schedule 57	Mercury Vapor Street Lighting Service – No New Service
Third Revision to Sheet No. 57.2	Schedule 57	Mercury Vapor Street Lighting Service – No New Service
First Revision to Sheet No. 80.1	Schedule 80	Summary of Effective Rate Adjustments
Original Sheet No. 93.1	Schedule 93	Decoupling Revenue Adjustment
Original Sheet No. 93.2	Schedule 93	Decoupling Revenue Adjustment
Original Sheet No. 93.3	Schedule 93	Decoupling Revenue Adjustment

The Commission’s Order 15 authorized a revenue requirement increase of \$5,676,702 to the Company’s base rates.¹ The Company respectfully requests an effective date of October 4, 2016.

The revenue requirement increase reflected in the attached compliance tariffs is 1.69 percent overall. The average residential customer using 1,200 kWh per month will see an increase of \$1.85 per month. The filing also reflects an increase in Pacific Power’s Low Income Bill Assistance Program benefits per participant of 3.4 percent.

Consistent with paragraph 321 in Order 12, the Company will record an offset to the balance being recovered through Schedule 96 to account for the residual credit balance related to the hydro deferral. In this manner, the \$132,000 credit balance in the hydro deferral account will be returned to customers.

Compliance Filing for the Second Year of the Rate Plan

The Commission authorized the Company to file a compliance filing to effectuate the second year rate increase of \$7,998,615, effective September 15, 2017.²

In accordance with Order 12, the Company will submit attestations and final project costs of the Company’s Supervisory Control and Data Acquisition Energy Management System (SCADA EMS), the Union Gap substation, and Jim Bridger Unit 4 investments included in the second

¹ Order 15, ¶ 42.

² *Id.*

year rate adjustment no later than 60 days before September 15, 2017.³ Also, if parties are able to reach a consensus agreement as part of the cost of service, rate spread, and rate design collaborative, the Company will submit a filing for the Commission's approval of that agreement.⁴ If a consensus agreement is not achieved, the Company's filing will apply the second year rate increase on an equal percentage basis to each schedule. The Company will submit a compliance filing with tariff sheets that reflect rates for the second year of the rate plan at least five full business days before the September 15, 2017 effective date.

Please direct informal inquiries to Ariel Son, Regulatory Projects Manager, at (503) 813-5410.

Sincerely,



R. Bryce Dalley
Vice President, Regulation

Enclosures

Attachments

- Attachment A: Estimated Effect of Base Rate Increase, Billing Determinants, and Monthly Billing Comparisons
- Attachment B: Compliance Tariff Sheets (Legislative)
- Attachment C: Compliance Tariff Sheets (Clean)

³ Order 12, ¶ 122.

⁴ *Id.*, ¶ 229.

CERTIFICATE OF SERVICE

I hereby certify that I have this day served this document upon all parties of record in this proceeding by electronic mail and/or US Mail.

Boise White Paper, L.L.C.

Jesse E. Cowell (C)
Jesse Gorsuch (e-mail)
Davison Van Cleve, P.C.
333 S.W. Taylor, Suite 400
Portland, OR 97204
jec@dvclaw.com; jog@dvclaw.com

Boise White Paper, L.L.C.

Patrick A. Loupin
Corporate Purchasing Manager – Energy
PO Box 990050
Boise, ID 83799-0050
Patrick.loupin@packagingcorp.com

Public Counsel (C)

Lisa W. Gafken, Kym Bostelle (e-mail)
Chanda Mak (e-mail)
Office of the Attorney General
800 5th Avenue – Suite 2000
Seattle WA 98104-3188
lisaw4@atg.wa.gov; kymH@atg.wa.gov;
chandam@atg.wa.gov

PacifiCorp

R. Bryce Dalley (C)
Vice President, Regulation
825 NE Multnomah, Suite 2000
Portland, OR 97232
bryce.dalley@pacificorp.com

PacifiCorp

Matthew McVee (C)
Assistant General Counsel
825 NE Multnomah, Suite 1800
Portland, OR 97232
matthew.mcvee@pacificorp.com

Washington Utilities & Transportation Commission

Christopher M. Casey, Julian H. Beattie, ALJ Marguerite
E. Friedlander, Betsy DeMarco, Krista Gross, Jason Ball,
Tom Schooley (e-mail)
mfriedla@utc.wa.gov; ccasey@utc.wa.gov;
jbeattie@utc.wa.gov; bdemarco@utc.wa.gov;
kgross@utc.wa.gov; jball@utc.wa.gov;
tschoole@utc.wa.gov

Boise White Paper, L.L.C.

Bradley Mullins (C)
333 S.W. Taylor, Suite 400
Portland, OR 97204
brmullins@mwanalytics.com

Sierra Club (electronic)

Gloria Smith, Travis Ritchie, Alexa Zimbalist
2101 Webster, Suite 1300
Oakland, CA 94612
gloria.smith@sierraclub.org; travis.ritchie@sierraclub.org;
alexa.zimbalist@sierraclub.org

PacifiCorp

Katherine McDowell (C)
McDowell Rackner & Gibson PC
419 SW 11th Avenue, Suite 400
Portland, OR 97245-2605
Katherine@mcd-law.com

PacifiCorp

Natasha Siores, Ariel Son, Washington Dockets (e-mail)
Natasha.siores@pacificorp.com;
Ariel.son@pacificorp.com;
washingtondockets@pacificorp.com

Washington Utilities & Transportation Commission (C)

Patrick J. Oshie
Jennifer Cameron-Rulkowski
Assistant Attorneys General
PO Box 40128
Olympia, WA 98504-0128
poshie@utc.wa.gov; jcameron@utc.wa.gov

NW Energy Coalition

Wendy Gerlitz (C)
1205 SE Flavel Street
Portland, OR 97202
wendy@nwenergy.org

Energy Project

Brad M. Purdy (C)
2019 N. 17th Street
Boise, ID, 83702
bmpurdy@hotmail.com


NW Energy Coalition

Joni Bosh (C)
811 1st Avenue, Ste 305
Seattle, WA 98104
joni@nwenergy.org

Energy Project

Shawn Collins (C)
3406 Redwood Ave.
Bellingham, WA 98225
shawn_collins@oppco.org

DATED at Portland, OR this 3rd of October, 2016



Lauren Haney
Coordinator, Regulatory Operations

ATTACHMENT A

Estimated Effect of Base Rate Increase, Billing Determinants, and Monthly Billing Comparisons

**TABLE A. PRESENT AND PROPOSED RATES
PACIFIC POWER & LIGHT COMPANY
ESTIMATED EFFECT OF PROPOSED BASE RATE INCREASE
ON REVENUES FROM ELECTRIC SALES TO ULTIMATE CONSUMERS
IN WASHINGTON
12 MONTHS ENDED JUNE 2015**

Line No.	Description	Curr. Sch. No.	Avg. Cust.	MWH	Present Base Revenues (\$000)	Effective October 4, 2016 Proposed		Effective September 15, 2017 Proposed			
						Base Revenues (\$000)	Increase (\$000)	Base Revenues (\$000)	Increase (\$000)	Base %	Base %
	(1)	(2)	(3)	(4)	(5)	(6)	(7)	(8)	(9)	(10)	(11)
								(7)/(5)			(10)/(6)
1	Residential										
	Residential Service	16/17/18	105,259	1,569,787	\$142,934	\$145,355	\$2,421	1.69%	\$148,768	\$3,413	2.35%
2	Total Residential										
			105,259	1,569,787	\$142,934	\$145,355	\$2,421	1.69%	\$148,768	\$3,413	2.35%
	Commercial & Industrial										
3	Small General Service	24	19,046	536,267	\$48,607	\$49,430	\$823	1.69%	\$50,590	\$1,160	2.35%
4	Partial Requirements Service	33	0	0	\$0	\$0	\$0	1.69%	\$0	\$0	2.35%
5	Large General Service <1,000 kW	36	1,086	928,614	\$72,092	\$73,313	\$1,221	1.69%	\$75,034	\$1,721	2.35%
6	Agricultural Pumping Service	40	5,225	160,875	\$13,780	\$14,013	\$234	1.70%	\$14,342	\$329	2.35%
7	Partial Requirements Service => 1,000 kW	47	1	2,253	\$320	\$326	\$6	1.74%	\$334	\$8	2.38%
8	Large General Service => 1,000 kW	48	65	413,291	\$28,946	\$29,437	\$490	1.69%	\$30,127	\$691	2.35%
8	Large General Service => 30,000 kW	48	1	459,904	\$26,554	\$27,004	\$450	1.69%	\$27,638	\$634	2.35%
9	Recreational Field Lighting	54	29	270	\$24	\$25	\$0	1.70%	\$25	\$1	2.34%
10	Total Commercial & Industrial										
			25,453	2,501,472	\$190,324	\$193,548	\$3,225	1.69%	\$198,091	\$4,543	2.35%
	Public Street Lighting										
11	Outdoor Area Lighting Service	15	2,461	3,286	\$469	\$477	\$8	1.72%	\$489	\$11	2.34%
12	Street Lighting Service	51	177	3,933	\$769	\$782	\$13	1.71%	\$800	\$18	2.33%
13	Street Lighting Service	52	1	212	\$37	\$37	\$1	1.69%	\$38	\$1	2.35%
14	Street Lighting Service	53	7	4,657	\$326	\$331	\$6	1.69%	\$339	\$8	2.35%
15	Street Lighting Service	57	35	1,754	\$220	\$223	\$4	1.69%	\$229	\$5	2.33%
16	Total Public Street Lighting										
			2,680	13,841	\$1,820	\$1,851	\$31	1.71%	\$1,895	\$43	2.34%
17	Total Sales to Standard Tariff Customers										
			133,392	4,085,100	\$335,078	\$340,755	\$5,677	1.69%	\$348,753	\$7,999	2.35%
18	Total AGA				\$595	\$595			\$595		
19	Total Sales to Ultimate Consumers										
			133,392	4,085,100	\$335,673	\$341,350	\$5,677	1.69%	\$349,348	\$7,999	2.34%

PACIFIC POWER & LIGHT COMPANY

STATE OF WASHINGTON

12 MONTHS ENDED JUNE 2015

(Including Effects of Unbilled Revenue, Unbilled MWh and Weather Normalization)

	Units Actual	Present		Proposed Effective 10/04/16	
		Price	Dollars	Price	Dollars
SCHEDULE 15					
Outdoor Area Lighting Service-Grand Combined					
Mercury Vapor Lamp Charges					
7,000 Lumens	26,490	\$10.79	\$285,826	\$10.98	\$290,859
21,000 Lumens	4,204	\$20.53	\$86,299	\$20.88	\$87,770
55,000 Lumens	526	\$42.48	\$22,353	\$43.21	\$22,737
High Pressure Sodium Vapor Lamp Charges					
5,800 Lumens	2,019	\$12.27	\$24,769	\$12.48	\$25,193
22,000 Lumens	1,655	\$18.02	\$29,827	\$18.33	\$30,341
50,000 Lumens	518	\$29.07	\$15,058	\$29.57	\$15,317
Pole Charges	561	\$1.00	\$561	\$1.00	\$561
Total Bills	29,531				
Subtotal	3,257,550		\$464,694		\$472,778
Unbilled	28,196		\$4,619		\$4,619
Total	3,285,746		\$469,313		\$477,397

SCHEDULE 16/18
Residential Service-Combined

Basic Charge	1,263,104	\$7.75	\$9,789,055	\$7.75	\$9,789,055
1st 600 kWh	706,991,944	6.425 ¢	\$45,424,231	6.548 ¢	\$46,293,832
All add'l kWh	843,225,110	10.166 ¢	\$85,722,264	10.350 ¢	\$87,273,799
kW demand	5,306	\$1.71	\$9,073	\$1.74	\$9,232
Minimum kW Charge	703	\$3.30	\$2,320	\$3.40	\$2,390
kW demand in minimum	71	(\$1.71)	(\$121)	(\$1.74)	(\$123)
Subtotal	1,550,217,054		\$140,946,822		\$143,368,185
Unbilled	19,569,584		\$1,987,055		\$1,987,055
Total	1,569,786,637		\$142,933,877		\$145,355,240

SCHEDULE 16
Residential Service
Includes Schedule 16 Net Metering

Basic Charge	1,190,382	\$7.75	\$9,225,461	\$7.75	\$9,225,461
1st 600 kWh	664,551,696	6.425 ¢	\$42,697,446	6.548 ¢	\$43,514,845
All add'l kWh	794,267,679	10.166 ¢	\$80,745,252	10.350 ¢	\$82,206,705
kW demand	0	\$1.71	\$0	\$1.74	\$0
Minimum kW Charge	0	\$3.30	\$0	\$3.40	\$0
kW demand in minimum	0	(\$1.71)	\$0	(\$1.74)	\$0
Subtotal	1,458,819,376		\$132,668,159		\$134,947,011
Unbilled	18,426,169		\$1,871,290		\$1,871,290
Total	1,477,245,545		\$134,539,449		\$136,818,301

SCHEDULE 17
Residential Service

Basic Charge	71,521	\$7.75	\$554,292	\$7.75	\$554,292
1st 600 kWh	41,755,520	6.425 ¢	\$2,682,792	6.548 ¢	\$2,734,151
All add'l kWh	47,018,320	10.166 ¢	\$4,779,882	10.350 ¢	\$4,866,396
kW demand	0	\$1.71	\$0	\$1.74	\$0
Minimum kW Charge	0	\$3.30	\$0	\$3.40	\$0
kW demand in minimum	0	(\$1.71)	\$0	(\$1.74)	\$0
Subtotal	88,773,840		\$8,016,966		\$8,154,839
Unbilled	1,109,916		\$112,037		\$112,037
Total	89,883,755		\$8,129,003		\$8,266,876

PACIFIC POWER & LIGHT COMPANY

STATE OF WASHINGTON

12 MONTHS ENDED JUNE 2015

(Including Effects of Unbilled Revenue, Unbilled MWh and Weather Normalization)

	Units Actual	Present		Proposed Effective 10/04/16	
		Price	Dollars	Price	Dollars
SCHEDULE 24					
Small General Service-Grand Combined					
Seasonal					
Single Phase	2	\$115.20	\$230	\$117.12	\$234
Three Phase	82	\$171.60	\$14,086	\$174.48	\$14,322
Load Size > 15 kW	2,771	\$12.00	\$33,251	\$12.24	\$33,916
Basic Charge					
Single Phase	166,475	\$9.60	\$1,598,158	\$9.76	\$1,624,795
Three Phase	64,148	\$14.30	\$917,321	\$14.54	\$932,716
Load Size > 15 kW	1,035,367	\$1.00	\$1,035,367	\$1.02	\$1,056,074
Total Basic Charges	230,623				
Total Bills	228,553				
All kW >15	844,066	\$3.64	\$3,072,399	\$3.70	\$3,123,042
1st 1,000 kWh	130,952,668	10.449 ¢	\$13,683,244	10.628 ¢	\$13,917,649
Next 8,000 kWh	281,502,229	7.218 ¢	\$20,318,831	7.341 ¢	\$20,665,077
All additional kWh	119,991,272	6.218 ¢	\$7,461,057	6.324 ¢	\$7,588,248
Excess Kvar	122,446	56.00 ¢	\$68,569	57.00 ¢	\$69,794
Discounts		-1.0%		-1.0%	
Single Phase	75	\$9.60	(\$7)	\$9.76	(\$7)
Three Phase	89	\$14.30	(\$12)	\$14.54	(\$12)
Load Size > 15 kW	2,161	\$1.00	(\$21)	\$1.02	(\$23)
All kW	1,487	\$3.64	(\$54)	\$3.70	(\$55)
1st 1,000 kWh	116,452	10.449 ¢	(\$121)	10.628 ¢	(\$123)
Next 8,000 kWh	524,873	7.218 ¢	(\$378)	7.341 ¢	(\$385)
All additional kWh	933,865	6.218 ¢	(\$580)	6.324 ¢	(\$591)
Excess Kvar	1,389	56.00 ¢	(\$8)	57.00 ¢	(\$8)
High Voltage Charge	130	\$60.00	\$7,824	\$60.00	\$7,824
Load Size Discount	709	(30.00) ¢	(\$213)	(30.00) ¢	(\$213)
Subtotal	532,446,169		\$48,208,944		\$49,032,274
Unbilled	3,820,431		\$398,181		\$398,181
Total	536,266,600		\$48,607,125		\$49,430,455

PACIFIC POWER & LIGHT COMPANY

STATE OF WASHINGTON

12 MONTHS ENDED JUNE 2015

(Including Effects of Unbilled Revenue, Unbilled MWh and Weather Normalization)

	Units Actual	Present		Proposed Effective 10/04/16	
		Price	Dollars	Price	Dollars
SCHEDULE 33					
Partial Requirements Service					
Basic Charge					
<=100 kW	0	\$259.00	\$0	\$264.00	\$0
101 - 300 kW	0	\$96.00	\$0	\$98.00	\$0
>300 kW	0	\$192.00	\$0	\$195.00	\$0
Total Basic Charges	0				
101 - 300 kW	0	\$1.76	\$0	\$1.79	\$0
>300 kW	0	\$1.44	\$0	\$1.46	\$0
Demand Charges					
All kW	0	\$5.37	\$0	\$5.47	\$0
Energy Charges					
1st 40,000 kWh	0	5.679 ¢	\$0	5.773 ¢	\$0
All additional kWh	0	5.200 ¢	\$0	5.288 ¢	\$0
Excess Kvar	0	56.0 ¢	\$0	57.0 ¢	\$0
Excess Kvarh	0	0.06 ¢	\$0	0.06 ¢	\$0
Discounts		-1.0%		-1.0%	
<=100 kW	0	\$259.00	\$0	\$264.00	\$0
101 - 300 kW	0	\$96.00	\$0	\$98.00	\$0
>300 kW	0	\$192.00	\$0	\$195.00	\$0
101 - 300 kW	0	\$1.76	\$0	\$1.79	\$0
>300 kW	0	\$1.44	\$0	\$1.46	\$0
All kW	0	\$5.37	\$0	\$5.47	\$0
1st 40,000 kWh	0	\$0.00 ¢	\$0	\$0.00 ¢	\$0
All additional kWh	0	5.200 ¢	\$0	5.288 ¢	\$0
Excess kVar	0	56.00 ¢	\$0	57.00 ¢	\$0
Excess kVarh	0	0.06 ¢	\$0	0.06 ¢	\$0
High Voltage Charge--Primary	0	\$60.00	\$0	\$60.00	\$0
Load Size Discount - Primary	0	(30.00) ¢	\$0	(30.00) ¢	\$0
Standby kW	0	\$2.69	\$0	\$2.74	\$0
Overrun kW	0	\$21.48	\$0	\$21.88	\$0
Overrun kWh	0	20.800 ¢	\$0	21.152 ¢	\$0
Subtotal	0		\$0		\$0
Unbilled	0		\$0		\$0
Total	0		\$0		\$0

SCHEDULE 36

Large General Service < 1,000 kW-Grand Combined

Basic Charge					
<=100 kW	414	\$259.00	\$107,139	\$264.00	\$109,208
101 - 300 kW	8,716	\$96.00	\$836,762	\$98.00	\$854,194
>300 kW	3,900	\$192.00	\$748,857	\$195.00	\$760,559
Total Basic Charges	13,030				
101 - 300 kW	1,499,067	\$1.76	\$2,638,358	\$1.79	\$2,683,330
>300 kW	1,976,046	\$1.44	\$2,845,506	\$1.46	\$2,885,027
Demand Charges					
All kW	2,642,725	\$5.37	\$14,191,431	\$5.47	\$14,455,703
Minimum kW	3,580	\$5.37	\$19,226	\$5.47	\$19,584
Energy Charges					
1st 40,000 kWh	406,603,313	5.679 ¢	\$23,091,003	5.773 ¢	\$23,473,210
All additional kWh	515,912,823	5.200 ¢	\$26,827,467	5.288 ¢	\$27,281,470
Excess Kvar	494,492	56.00 ¢	\$276,915	57.00 ¢	\$281,861
Discounts		-1.0%		-1.0%	
<=100 kW	7	\$259.00	(\$18)	\$264.00	(\$18)
101 - 300 kW	57	\$96.00	(\$55)	\$98.00	(\$56)
>300 kW	72	\$192.00	(\$138)	\$195.00	(\$140)
101 - 300 kW	8,475	\$1.76	(\$149)	\$1.79	(\$151)
>300 kW	44,991	\$1.44	(\$648)	\$1.46	(\$657)
All kW	35,876	\$5.37	(\$1,926)	\$5.47	(\$1,962)
Minimum kW	307	\$5.37	(\$16)	\$5.47	(\$17)
1st 40,000 kWh	4,639,573	5.679 ¢	(\$2,635)	5.773 ¢	(\$2,678)
All additional kWh	8,425,607	5.200 ¢	(\$4,381)	5.288 ¢	(\$4,455)
Excess Kvar	8,752	56.00 ¢	(\$49)	57.00 ¢	(\$49)
High Voltage Charge	136	\$60.00	\$8,158	\$60.00	\$8,158
Load Size Discount	53,526	(30.00) ¢	(\$16,058)	(30.00) ¢	(\$16,058)
Subtotal	922,516,136		\$71,564,749		\$72,786,063
Unbilled	6,097,942		\$526,986		\$526,986
Total	928,614,078		\$72,091,735		\$73,313,049

PACIFIC POWER & LIGHT COMPANY

STATE OF WASHINGTON

12 MONTHS ENDED JUNE 2015

(Including Effects of Unbilled Revenue, Unbilled MWh and Weather Normalization)

	Units Actual	Present		Proposed Effective 10/04/16	
		Price	Dollars	Price	Dollars
SCHEDULE 40					
Agricultural Pumping Service-Grand Combined					
Annual Load Size Charge					
Single Phase Bills	1,020	\$0.00	\$0	\$0.00	\$0
Three Phase Bills					
< 51 kW	3,760	\$0.00	\$0	\$0.00	\$0
< 301 kW	431	\$362.00	\$156,163	\$370.00	\$159,614
> 300 kW	13	\$1,479.00	\$19,721	\$1,504.00	\$20,055
Total Bills	5,225				
Monthly Bills	39,965				
Customer Count	5,844				
Annual Load Size kW Charge					
Single Phase kW	3,201	\$25.64	\$82,071	\$26.02	\$83,288
Three Phase kW					
< 51 kW	53,217	\$25.54	\$1,359,155	\$26.02	\$1,384,699
< 301 kW	40,819	\$17.79	\$726,172	\$18.10	\$738,882
> 300 kW	5,313	\$13.92	\$73,962	\$14.16	\$75,215
Single Phase Minimum Bills	560	\$76.93	\$43,061	\$78.06	\$43,693
Three Phase <51kW Minimum Bil	985	\$153.22	\$150,858	\$156.12	\$153,714
KW in Minimum					
Single Phase kW	40	(\$25.64)	(\$1,027)	(\$26.02)	(\$1,041)
Three Phase <51kW, kW	412	(\$25.54)	(\$10,518)	(\$26.02)	(\$10,715)
Energy Charges	0				
All kWh	158,323,872	6.918 ¢	\$10,952,845	7.035 ¢	\$11,138,085
Excess Kvar	60,236	56.00 ¢	\$33,732	57.00 ¢	\$34,334
Discounts		-1.0%		-1.0%	
Single Phase	0	\$0.00	\$0	\$0.00	\$0
Three Phase					
< 51 kW	1	\$0.00	\$0	\$0.00	\$0
< 301 kW	0	\$362.00	\$0	\$370.00	\$0
> 300 kW	0	\$1,479.00	\$0	\$1,504.00	\$0
Single Phase	0	\$25.64	\$0	\$26.02	\$0
Three Phase					
< 51 kW	38	\$25.54	(\$10)	\$26.02	(\$10)
< 301 kW	0	\$17.79	\$0	\$18.10	\$0
> 300 kW	0	\$13.92	\$0	\$14.16	\$0
Single Phase Min	0	\$76.93	\$0	\$78.06	\$0
Three Phase <51kW Min	0	\$153.22	\$0	\$156.12	\$0
KW in Minimum					
Single Phase kW	0	(\$25.64)	\$0	(\$26.02)	\$0
Three Phase <51kW, kW	0	(\$25.54)	\$0	(\$26.02)	\$0
Energy Charges					
All kWh	10,034	6.918 ¢	(\$7)	7.035 ¢	(\$7)
Excess Kvar	0	56.00 ¢	\$0	57.00 ¢	\$0
High Voltage Charge	12	\$60.00	\$720	\$60.00	\$720
Load Size Discount	456	(30.00) ¢	(\$137)	(30.00) ¢	(\$137)
Subtotal	158,323,872		\$13,586,761		\$13,820,389
Unbilled	2,551,000		\$193,000		\$193,000
Total	160,874,872		\$13,779,761		\$14,013,389

SCHEDULE 47T

Large Partial Requirements Service - Secondary

Basic Charge					
<=3000 kW	12	\$1,386.00	\$16,632	\$1,411.00	\$16,932
>3000 kW	0	\$1,675.00	\$0	\$1,703.00	\$0
Total Basic Charges	12				
<=3000 kW variable	23,896	\$1.10	\$26,286	\$1.12	\$26,764
>3000 kW variable	0	\$0.99	\$0	\$1.01	\$0
All kW	19,015	\$7.83	\$148,887	\$7.97	\$151,550
Energy Charges					
All kWh	2,245,825	4.663 ¢	\$104,723	4.741 ¢	\$106,475
Excess Kvar	0	\$0.55	\$0	\$0.56	\$0
Excess Kvarh	0	\$0.00060	\$0	\$0.00060	\$0
Standby kW	4,985	\$3.92	\$19,541	\$3.99	\$19,865
Overrun kW	100	\$31.32	\$3,132	\$31.88	\$3,188
Overrun kWh	175	18.652 ¢	\$33	18.964 ¢	\$33
Subtotal	2,245,825		\$319,234		\$324,807
Unbilled	6,983		\$1,010		\$1,010
Total	2,252,808		\$320,244		\$325,817

PACIFIC POWER & LIGHT COMPANY

STATE OF WASHINGTON

12 MONTHS ENDED JUNE 2015

(Including Effects of Unbilled Revenue, Unbilled MWh and Weather Normalization)

	Units Actual	Present		Proposed Effective 10/04/16	
		Price	Dollars	Price	Dollars
SCHEDULE 48T					
Large General Service 1,000 kW and over-Grand Combined					
Basic Charge					
<=3000 kW	782		\$1,087,943		\$1,107,359
>3000 kW	12		\$31,010		\$32,237
Total Basic Charges	794				
<=3000 kW variable	1,152,407		\$1,142,947		\$1,163,685
>3000 kW variable	703,485		\$168,836		\$175,871
All kW	1,624,150		\$12,543,409		\$12,753,358
Energy Charges					
All kWh	869,720,303		\$40,092,821		\$40,771,202
Excess Kvar	359,083		\$193,665		\$197,256
Subtotal	869,720,303		\$55,260,631		\$56,200,968
Unbilled	3,474,017		\$239,959		\$239,959
Total	873,194,320		\$55,500,590		\$56,440,927

SCHEDULE 48T					
Large General Service 1,000 kW and over-Combined					
Basic Charge					
<=3000 kW	782		\$1,087,943		\$1,107,359
>3000 kW	0		\$0		\$0
Total Basic Charges	782		\$0		\$0
<=3000 kW variable	1,152,407		\$1,142,947		\$1,163,685
>3000 kW variable	0		\$0		\$0
All kW	939,556		\$7,326,803		\$7,454,600
Energy Charges					
All kWh	411,242,303		\$19,135,792		\$19,456,560
Excess Kvar	175,542		\$96,388		\$98,144
Subtotal	411,242,303		\$28,789,873		\$29,280,348
Unbilled	2,048,515		\$156,327		\$156,327
Total	413,290,818		\$28,946,200		\$29,436,675

SCHEDULE 48T					
Large General Service 1,000 kW and over-Secondary Combined					
Basic Charge					
<=3000 kW	652	\$1,386.00	\$903,000	\$1,411.00	\$919,288
>3000 kW	0	\$1,675.00	\$0	\$1,703.00	\$0
Total Basic Charges	652				
<=3000 kW variable	921,480	\$1.10	\$1,013,628	\$1.12	\$1,032,057
>3000 kW variable	0	\$0.99	\$0	\$1.01	\$0
All kW	752,534	\$7.83	\$5,892,339	\$7.97	\$5,997,694
Energy Charges					
All kWh	334,945,415	4.663 ¢	\$15,618,505	4.741 ¢	\$15,879,762
Excess Kvar	159,555	\$0.55	\$87,755	\$0.56	\$89,351
Subtotal	334,945,415		\$23,515,227		\$23,918,152
Unbilled	1,536,540		\$117,141		\$117,141
Total	336,481,955		\$23,632,368		\$24,035,293

SCHEDULE 48T					
Large General Service 1,000 kW and over-Primary-Combined					
Basic Charge					
<=3000 kW	130	\$1,419.00	\$184,943	\$1,443.00	\$188,071
>3000 kW	0	\$1,707.00	\$0	\$1,736.00	\$0
Total Basic Charges	130				
<=3000 kW variable	230,927	\$0.56	\$129,319	\$0.57	\$131,628
>3000 kW variable	0	\$0.45	\$0	\$0.46	\$0
All kW	187,023	\$7.67	\$1,434,464	\$7.79	\$1,456,906
Energy Charges					
All kWh	76,296,888	4.610 ¢	\$3,517,287	4.688 ¢	\$3,576,798
Excess Kvar	15,987	\$0.54	\$8,633	\$0.55	\$8,793
Subtotal	76,296,888		\$5,274,646		\$5,362,196
Unbilled	511,975		\$39,185		\$39,185
Total	76,808,863		\$5,313,831		\$5,401,381

PACIFIC POWER & LIGHT COMPANY

STATE OF WASHINGTON

12 MONTHS ENDED JUNE 2015

(Including Effects of Unbilled Revenue, Unbilled MWh and Weather Normalization)

	Units Actual	Present		Proposed Effective 10/04/16	
		Price	Dollars	Price	Dollars
SCHEDULE 48T					
Large General Service 30,000 kW and over-Primary Dedicated Facilities					
Basic Charge					
<=30000 kW	0		\$0		\$0
>30000 kW	12	\$2,577.00	\$31,010	\$2,679.00	\$32,237
Total Basic Charges	12				
<=30000 kW variable	0		\$0		\$0
>30000 kW variable	703,485	\$0.24	\$168,836	\$0.25	\$175,871
All kW	684,594	\$7.62	\$5,216,606	\$7.74	\$5,298,758
Energy Charges					
All kWh	458,478,000	4.571 ¢	\$20,957,029	4.649 ¢	\$21,314,642
Excess Kvar	183,541	\$0.53	\$97,277	\$0.54	\$99,112
Subtotal	458,478,000		\$26,470,758		\$26,920,620
Unbilled	1,425,502		\$83,633		\$83,633
Total	459,903,502		\$26,554,391		\$27,004,253

SCHEDULE 51

Street Lighting Service Company-Owned

High Pressure Sodium Vapor

Per Lamp Charges

5,800 Lumens	13,549	\$8.57	\$116,118	\$8.72	\$118,151
9,500 Lumens	19,571	\$10.29	\$201,386	\$10.47	\$204,909
9,500 Lumens-Decorative Serie	0	\$32.68	\$0	\$33.24	\$0
9,500 Lumens-Decorative Serie	0	\$25.41	\$0	\$25.84	\$0
16,000 Lumens	937	\$13.15	\$12,321	\$13.37	\$12,527
16,000-Lumens Decorative Ser	0	\$33.85	\$0	\$34.43	\$0
16,000-Lumens Decorative Seri	0	\$26.62	\$0	\$27.07	\$0
22,000 Lumens	19,953	\$15.01	\$299,487	\$15.27	\$304,675
27,500 Lumens	1,982	\$19.04	\$37,737	\$19.36	\$38,372
50,000 Lumens	3,480	\$25.13	\$87,452	\$25.56	\$88,949
LED					
4,000 Lumens	27	\$9.48	\$251	\$9.64	\$256
6,200 Lumens	28	\$11.95	\$331	\$12.15	\$337
13,000 Lumens	56	\$19.86	\$1,105	\$20.20	\$1,124
16,800 Lumens	33	\$25.06	\$832	\$25.49	\$847
Metal Halide					
9,000 Lumens-Decorative Serie	0	\$31.34	\$0	\$31.87	\$0
9,000 Lumens-Decorative Serie	0	\$26.14	\$0	\$26.58	\$0
12,000 Lumens	0	\$24.09	\$0	\$24.50	\$0
12,000 Lumens-Decorative Seri	0	\$35.21	\$0	\$35.81	\$0
12,000 Lumens-Decorative Seri	0	\$28.35	\$0	\$28.83	\$0
19,500 Lumens	0	\$27.86	\$0	\$28.33	\$0
32,000 Lumens	0	\$30.33	\$0	\$30.85	\$0
Total Bills	2,124				
Subtotal	3,883,380		\$757,020		\$770,147
Unbilled	49,178		\$11,953		\$11,953
Total	3,932,558		\$768,973		\$782,100

*Included in Generation Price

SCHEDULE 52

Company-Owned Street Lighting Service

Operation, Maintenance, Depreciation & Fixed Costs			\$19,086		\$19,086
Dusk to Dawn kWh	209,542	8.041 ¢	\$16,849	8.336 ¢	\$17,467
Dusk to Midnight kWh	0	8.998 ¢	\$0	9.328 ¢	\$0
Total Bills	14				
Subtotal	209,542		\$35,935		\$36,553
Unbilled	2,654		\$567		\$567
Total	212,195		\$36,502		\$37,120

PACIFIC POWER & LIGHT COMPANY

STATE OF WASHINGTON

12 MONTHS ENDED JUNE 2015

(Including Effects of Unbilled Revenue, Unbilled MWh and Weather Normalization)

	Units Actual	Present		Proposed Effective 10/04/16	
		Price	Dollars	Price	Dollars
SCHEDULE 53					
Customer-Owned Street Lighting Service - Grand Combined					
Operation, Maintenance, Depreciation & Fixed Costs			\$2,258		\$2,258
Non-Listed Lumen-Energy Only	2,331,237		\$161,462		\$164,236
Listed Lumen-Energy Only	2,267,439		\$157,007		\$159,740
Total Bills	81				
Subtotal	4,598,677		\$320,727		\$326,234
Unbilled	58,236		\$5,064		\$5,064
Total	4,656,913		\$325,791		\$331,298

*Included in Generation Price

SCHEDULE 53F

Customer-Owned Street Lighting Service

Operation, Maintenance, Depreciation & Fixed Costs			\$2,258		\$2,258
High Pressure Sodium Vapor					
5,800 Lumens-Energy Only	4,296	\$2.15	\$9,236	\$2.18	\$9,365
9,500 Lumens-Energy Only	8,160	\$3.04	\$24,807	\$3.10	\$25,296
16,000 Lumens-Energy Only	60	\$4.42	\$265	\$4.51	\$271
22,000 Lumens-Energy Only	11,667	\$5.89	\$68,716	\$5.99	\$69,883
27,500 Lumens-Energy Only	4,356	\$7.96	\$34,674	\$8.10	\$35,284
50,000 Lumens-Energy Only	1,584	\$12.19	\$19,309	\$12.40	\$19,642
Metal Halide					
9,000 Lumens-Energy Only	0	\$2.71	\$0	\$2.75	\$0
12,000 Lumens-Energy Only	0	\$4.71	\$0	\$4.79	\$0
19,500 Lumens-Energy Only	0	\$6.52	\$0	\$6.62	\$0
32,000 Lumens-Energy Only	0	\$10.32	\$0	\$10.50	\$0
107,800 Lumens-Energy Only	0	\$24.52	\$0	\$24.94	\$0
		\$0.00			
Non-Listed Lumen-Energy Only	1,180,029	6.926 ¢	\$81,729	7.045 ¢	\$83,133
Listed Lumen-Energy Only-above	2,267,439				
Total Bills	59				
Subtotal	3,447,469		\$240,994		\$245,131
Unbilled	43,658		\$3,806		\$3,806
Total	3,491,127		\$244,800		\$248,937

*Included in Generation Price

SCHEDULE 53M

Customer-Owned Street Lighting Service

Operation, Maintenance, Depreciation & Fixed Costs			\$0		\$0
Option A (Co. O&M) kWh	0	6.926 ¢	\$0	7.045 ¢	\$0
Option B (Cust. O&M) kWh	1,151,208	6.926 ¢	\$79,733	7.045 ¢	\$81,103
Total Bills	22				
Subtotal	1,151,208		\$79,733		\$81,103
Unbilled	14,579		\$1,258		\$1,258
Total	1,165,787		\$80,991		\$82,361

*Included in Generation Price

SCHEDULE 54

Recreational Field Lighting

Basic Charge 1 Phase	169	\$3.75	\$636	\$3.80	\$644
Basic Charge 3 Phase	180	\$6.75	\$1,215	\$6.85	\$1,233
Total Bills	349				
All kWh	267,781	8.241 ¢	\$22,068	8.384 ¢	\$22,451
Subtotal	267,781		\$23,919		\$24,328
Unbilled	1,847		\$189		\$189
Total	269,628		\$24,108		\$24,517

PACIFIC POWER & LIGHT COMPANY

STATE OF WASHINGTON

12 MONTHS ENDED JUNE 2015

(Including Effects of Unbilled Revenue, Unbilled MWh and Weather Normalization)

	Units Actual	Present		Proposed Effective 10/04/16	
		Price	Dollars	Price	Dollars
SCHEDULE 57					
Mercury Vapor Street Lighting Service					
Overhead System on Wood Poles					
Horizontal Lamp Charges					
7,000 Lumens	12,718	\$9.88	\$125,651	\$10.05	\$127,813
21,000 Lumens	1,066	\$18.09	\$19,284	\$18.40	\$19,614
55,000 Lumens	0	\$36.59	\$0	\$37.21	\$0
Vertical Lamp Charges					
7,000 Lumens	4,248	\$9.27	\$39,380	\$9.43	\$40,059
21,000 Lumens	0	\$16.88	\$0	\$17.17	\$0
Overhead System on Metal Poles					
Horizontal Lamp Charges					
7,000 Lumens	480	\$12.91	\$6,197	\$13.13	\$6,302
21,000 Lumens	396	\$21.68	\$8,585	\$22.05	\$8,732
55,000 Lumens	0	\$40.21	\$0	\$40.89	\$0
Vertical Lamp Charges					
7,000 Lumens	0	\$12.22	\$0	\$12.43	\$0
21,000 Lumens	0	\$20.50	\$0	\$20.85	\$0
Underground System					
Horizontal Lamp Charges					
7,000 Lumens	0	\$12.90	\$0	\$13.12	\$0
21,000 Lumens	0	\$20.98	\$0	\$21.33	\$0
55,000 Lumens	0	\$39.52	\$0	\$40.19	\$0
Vertical Lamp Charges					
7,000 Lumens	0	\$12.22	\$0	\$12.43	\$0
21,000 Lumens	0	\$19.80	\$0	\$20.13	\$0
Post 1977 System					
7,000 Lumens	336	\$10.33	\$3,471	\$10.50	\$3,528
21,000 Lumens	759	\$18.08	\$13,718	\$18.39	\$13,953
55,000 Lumens	0	\$38.63	\$0	\$39.28	\$0
Contract					
21,000 Lumens	0	\$37.07	\$0	\$37.70	\$0
Total Bills	418				
Subtotal	1,731,861		\$216,286		\$220,001
Unbilled	21,932		\$3,415		\$3,415
Total	1,753,793		\$219,701		\$223,416
*Included in Generation Price					
Washington TOTALS	4,085,100,149		\$335,077,722		\$340,754,727
AGA			\$594,939		\$594,939
Washington TOTALS with AGA	4,085,100,149		\$ 335,672,661		\$ 341,349,666

PACIFIC POWER & LIGHT COMPANY

STATE OF WASHINGTON

12 MONTHS ENDED JUNE 2015

(Including Effects of Unbilled Revenue, Unbilled MWh and Weather Normalization)

	Units Actual	Proposed Effective 10/04/16		Proposed Effective 09/15/17	
		Price	Dollars	Price	Dollars
SCHEDULE 15					
Outdoor Area Lighting Service-Grand Combined					
Mercury Vapor Lamp Charges					
7,000 Lumens	26,490	\$10.98	\$290,859	\$11.24	\$297,746
21,000 Lumens	4,204	\$20.88	\$87,770	\$21.37	\$89,830
55,000 Lumens	526	\$43.21	\$22,737	\$44.25	\$23,284
High Pressure Sodium Vapor Lamp Charges					
5,800 Lumens	2,019	\$12.48	\$25,193	\$12.77	\$25,778
22,000 Lumens	1,655	\$18.33	\$30,341	\$18.76	\$31,052
50,000 Lumens	518	\$29.57	\$15,317	\$30.28	\$15,685
Pole Charges	561	\$1.00	\$561	\$1.00	\$561
Total Bills	29,531				
Subtotal	3,257,550		\$472,778		\$483,937
Unbilled	28,196		\$4,619		\$4,619
Total	3,285,746		\$477,397		\$488,556

*Included in Generation Price

SCHEDULE 16/18

Residential Service-Combined

Basic Charge	1,263,104	\$7.75	\$9,789,055	\$7.75	\$9,789,055
1st 600 kWh	706,991,944	6.548 ¢	\$46,293,832	6.717 ¢	\$47,488,648
All addt'l kWh	843,225,110	10.350 ¢	\$87,273,799	10.613 ¢	\$89,491,481
kW demand	5,306	\$1.74	\$9,232	\$1.78	\$9,444
Minimum kW Charge	703	\$3.40	\$2,390	\$3.50	\$2,461
kW demand in minimum	71	(\$1.74)	(\$123)	(\$1.78)	(\$126)
Subtotal	1,550,217,054		\$143,368,185		\$146,780,963
Unbilled	19,569,584		\$1,987,055		\$1,987,055
Total	1,569,786,637		\$145,355,240		\$148,768,018

SCHEDULE 16

Residential Service

Includes Schedule 16 Net Metering

Basic Charge	1,190,382	\$7.75	\$9,225,461	\$7.75	\$9,225,461
1st 600 kWh	664,551,696	6.548 ¢	\$43,514,845	6.717 ¢	\$44,637,937
All addt'l kWh	794,267,679	10.350 ¢	\$82,206,705	10.613 ¢	\$84,295,629
kW demand	0	\$1.74	\$0	\$1.78	\$0
Minimum kW Charge	0	\$3.40	\$0	\$3.50	\$0
kW demand in minimum	0	(\$1.74)	\$0	(\$1.78)	\$0
Subtotal	1,458,819,376		\$134,947,011		\$138,159,027
Unbilled	18,426,169		\$1,871,290		\$1,871,290
Total	1,477,245,545		\$136,818,301		\$140,030,317

SCHEDULE 17

Residential Service

Basic Charge	71,521	\$7.75	\$554,292	\$7.75	\$554,292
1st 600 kWh	41,755,520	6.548 ¢	\$2,734,151	6.717 ¢	\$2,804,718
All addt'l kWh	47,018,320	10.350 ¢	\$4,866,396	10.613 ¢	\$4,990,054
kW demand	0	\$1.74	\$0	\$1.78	\$0
Minimum kW Charge	0	\$3.40	\$0	\$3.50	\$0
kW demand in minimum	0	(\$1.74)	\$0	(\$1.78)	\$0
Subtotal	88,773,840		\$8,154,839		\$8,349,064
Unbilled	1,109,916		\$112,037		\$112,037
Total	89,883,755		\$8,266,876		\$8,461,101

PACIFIC POWER & LIGHT COMPANY

STATE OF WASHINGTON

12 MONTHS ENDED JUNE 2015

(Including Effects of Unbilled Revenue, Unbilled MWh and Weather Normalization)

	Units Actual	Proposed Effective 10/04/16		Proposed Effective 09/15/17	
		Price	Dollars	Price	Dollars
SCHEDULE 24					
Small General Service-Grand Combined					
Seasonal					
Single Phase	2	\$117.12	\$234	\$119.88	\$240
Three Phase	82	\$174.48	\$14,322	\$178.68	\$14,667
Load Size > 15 kW	2,771	\$12.24	\$33,916	\$12.48	\$34,581
Basic Charge					
Single Phase	166,475	\$9.76	\$1,624,794	\$9.99	\$1,663,084
Three Phase	64,148	\$14.54	\$932,716	\$14.89	\$955,168
Load Size > 15 kW	1,035,367	\$1.02	\$1,056,074	\$1.04	\$1,076,781
Total Basic Charges	230,623				
Total Bills	228,553				
All kW >15	844,066	\$3.70	\$3,123,042	\$3.80	\$3,207,448
1st 1,000 kWh	130,952,668	10.628 ¢	\$13,917,649	10.878 ¢	\$14,245,033
Next 8,000 kWh	281,502,229	7.341 ¢	\$20,665,077	7.514 ¢	\$21,152,078
All additional kWh	119,991,272	6.324 ¢	\$7,588,248	6.472 ¢	\$7,765,836
Excess Kvar	122,446	57.00 ¢	\$69,794	58.00 ¢	\$71,019
Discounts		-1.0%		-1.0%	
Single Phase	75	\$9.76	(\$7)	\$9.99	(\$7)
Three Phase	89	\$14.54	(\$12)	\$14.89	(\$13)
Load Size > 15 kW	2,161	\$1.02	(\$23)	\$1.04	(\$23)
All kW	1,487	\$3.70	(\$55)	\$3.80	(\$56)
1st 1,000 kWh	116,452	10.628 ¢	(\$123)	10.878 ¢	(\$127)
Next 8,000 kWh	524,873	7.341 ¢	(\$385)	7.514 ¢	(\$394)
All additional kWh	933,865	6.324 ¢	(\$591)	6.472 ¢	(\$604)
Excess Kvar	1,389	57.00 ¢	(\$8)	58.00 ¢	(\$8)
High Voltage Charge	130	\$60.00	\$7,824	\$60.00	\$7,824
Load Size Discount	709	(30.00) ¢	(\$213)	(30.00) ¢	(\$213)
Subtotal	532,446,169		\$49,032,274		\$50,192,314
Unbilled	3,820,431		\$398,181		\$398,181
Total	536,266,600		\$49,430,455		\$50,590,495

PACIFIC POWER & LIGHT COMPANY

STATE OF WASHINGTON

12 MONTHS ENDED JUNE 2015

(Including Effects of Unbilled Revenue, Unbilled MWh and Weather Normalization)

	Units Actual	Proposed Effective 10/04/16		Proposed Effective 09/15/17	
		Price	Dollars	Price	Dollars
SCHEDULE 33					
Partial Requirements Service					
Basic Charge					
<=100 kW	0	\$264.00	\$0	\$268.00	\$0
101 - 300 kW	0	\$98.00	\$0	\$100.00	\$0
>300 kW	0	\$195.00	\$0	\$200.00	\$0
Total Basic Charges	0				
101 - 300 kW	0	\$1.79	\$0	\$1.83	\$0
>300 kW	0	\$1.46	\$0	\$1.50	\$0
Demand Charges					
All kW	0	\$5.47	\$0	\$5.60	\$0
Energy Charges					
1st 40,000 kWh	0	5.773 ¢	\$0	5.912 ¢	\$0
All additional kWh	0	5.288 ¢	\$0	5.410 ¢	\$0
Excess Kvar	0	57.0 ¢	\$0	58.0 ¢	\$0
Excess Kvarh	0	0.06 ¢	\$0	0.06 ¢	\$0
Discounts					
<=100 kW	0	-1.0%		-1.0%	
101 - 300 kW	0	\$98.00	\$0	\$100.00	\$0
>300 kW	0	\$195.00	\$0	\$200.00	\$0
101 - 300 kW	0	\$1.79	\$0	\$1.83	\$0
>300 kW	0	\$1.46	\$0	\$1.50	\$0
All kW	0	\$5.47	\$0	\$5.60	\$0
1st 40,000 kWh	0	\$0.00 ¢	\$0	\$0.00 ¢	\$0
All additional kWh	0	5.288 ¢	\$0	5.410 ¢	\$0
Excess kVar	0	57.00 ¢	\$0	58.00 ¢	\$0
Excess kVarh	0	0.06 ¢	\$0	0.06 ¢	\$0
High Voltage Charge--Primary	0	\$60.00	\$0	\$60.00	\$0
Load Size Discount - Primary	0	(30.00) ¢	\$0	(30.00) ¢	\$0
Standby kW	0	\$2.74	\$0	\$2.80	\$0
Overrun kW	0	\$21.88	\$0	\$22.40	\$0
Overrun kWh	0	21.152 ¢	\$0	21.640 ¢	\$0
Subtotal	0		\$0		\$0
Unbilled	0		\$0		\$0
Total	0		\$0		\$0

SCHEDULE 36

Large General Service < 1,000 kW-Grand Combined

Basic Charge					
<=100 kW	414	\$264.00	\$109,208	\$268.00	\$110,863
101 - 300 kW	8,716	\$98.00	\$854,194	\$100.00	\$871,627
>300 kW	3,900	\$195.00	\$760,559	\$200.00	\$780,060
Total Basic Charges	13,030				
101 - 300 kW	1,499,067	\$1.79	\$2,683,330	\$1.83	\$2,743,292
>300 kW	1,976,046	\$1.46	\$2,885,027	\$1.50	\$2,964,069
Demand Charges					
All kW	2,642,725	\$5.47	\$14,455,703	\$5.60	\$14,799,258
Minimum kW	3,580	\$5.47	\$19,584	\$5.60	\$20,049
Energy Charges					
1st 40,000 kWh	406,603,313	5.773 ¢	\$23,473,210	5.912 ¢	\$24,038,388
All additional kWh	515,912,823	5.288 ¢	\$27,281,470	5.410 ¢	\$27,910,884
Excess Kvar	494,492	\$57.00 ¢	\$281,861	\$58.00 ¢	\$286,806
Discounts					
<=100 kW	7	-1.0%		-1.0%	
101 - 300 kW	57	\$264.00	(\$18)	\$268.00	(\$19)
>300 kW	72	\$98.00	(\$56)	\$100.00	(\$57)
>300 kW	72	\$195.00	(\$140)	\$200.00	(\$144)
101 - 300 kW	8,475	\$1.79	(\$151)	\$1.83	(\$155)
>300 kW	44,991	\$1.46	(\$657)	\$1.50	(\$675)
All kW	35,876	\$5.47	(\$1,962)	\$5.60	(\$2,009)
Minimum kW	307	\$5.47	(\$17)	\$5.60	(\$17)
1st 40,000 kWh	4,639,573	5.773 ¢	(\$2,678)	5.912 ¢	(\$2,743)
All additional kWh	8,425,607	5.288 ¢	(\$4,455)	5.410 ¢	(\$4,558)
Excess Kvar	8,752	\$57.00 ¢	(\$49)	\$58.00 ¢	(\$51)
High Voltage Charge	136	\$60.00	\$8,158	\$60.00	\$8,158
Load Size Discount	53,526	(30.00) ¢	(\$16,058)	(30.00) ¢	(\$16,058)
Subtotal	922,516,136		\$72,786,063		\$74,506,968
Unbilled	6,097,942		\$526,986		\$526,986
Total	928,614,078		\$73,313,049		\$75,033,954

PACIFIC POWER & LIGHT COMPANY

STATE OF WASHINGTON

12 MONTHS ENDED JUNE 2015

(Including Effects of Unbilled Revenue, Unbilled MWh and Weather Normalization)

	Units Actual	Proposed Effective 10/04/16		Proposed Effective 09/15/17	
		Price	Dollars	Price	Dollars
SCHEDULE 40					
Agricultural Pumping Service-Grand Combined					
Annual Load Size Charge					
Single Phase Bills	1,020	\$0.00	\$0	\$0.00	\$0
Three Phase Bills					
< 51 kW	3,760	\$0.00	\$0	\$0.00	\$0
< 301 kW	431	\$370.00	\$159,614	\$379.00	\$163,496
> 300 kW	13	\$1,504.00	\$20,055	\$1,539.00	\$20,521
Total Bills	5,225				
Monthly Bills	39,965				
Customer Count	5,844				
Annual Load Size kW Charge					
Single Phase kW	3,201	\$26.02	\$83,288	\$26.63	\$85,240
Three Phase kW					
< 51 kW	53,217	\$26.02	\$1,384,699	\$26.63	\$1,417,162
< 301 kW	40,819	\$18.10	\$738,882	\$18.53	\$756,227
> 300 kW	5,313	\$14.16	\$75,215	\$14.49	\$76,980
Single Phase Minimum Bills	560	\$78.06	\$43,693	\$79.89	\$44,718
Three Phase <51kW Minimum Bil	985	\$156.12	\$153,714	\$159.78	\$157,318
KW in Minimum					
Single Phase kW	40	(\$26.02)	(\$1,041)	(\$26.63)	(\$1,066)
Three Phase <51kW, kW	412	(\$26.02)	(\$10,715)	(\$26.63)	(\$10,966)
Energy Charges	0				
All kWh	158,323,872	7.035 ¢	\$11,138,085	7.203 ¢	\$11,404,068
Excess Kvar	60,236	57.00 ¢	\$34,334	58.00 ¢	\$34,937
Discounts		-1.0%		-1.0%	
Single Phase	0	\$0.00	\$0	\$0.00	\$0
Three Phase					
< 51 kW	1	\$0.00	\$0	\$0.00	\$0
< 301 kW	0	\$370.00	\$0	\$379.00	\$0
> 300 kW	0	\$1,504.00	\$0	\$1,539.00	\$0
Single Phase	0	\$26.02	\$0	\$26.63	\$0
Three Phase					
< 51 kW	38	\$26.02	(\$10)	\$26.63	(\$10)
< 301 kW	0	\$18.10	\$0	\$18.53	\$0
> 300 kW	0	\$14.16	\$0	\$14.49	\$0
Single Phase Min	0	\$78.06	\$0	\$79.89	\$0
Three Phase <51kW Min	0	\$156.12	\$0	\$159.78	\$0
KW in Minimum					
Single Phase kW	0	(\$26.02)	\$0	(\$26.63)	\$0
Three Phase <51kW, kW	0	(\$26.02)	\$0	(\$26.63)	\$0
Energy Charges					
All kWh	10,034	7.035 ¢	(\$7)	7.203 ¢	(\$7)
Excess Kvar	0	57.00 ¢	\$0	58.00 ¢	\$0
High Voltage Charge	12	\$60.00	\$720	\$60.00	\$720
Load Size Discount	456	(30.00) ¢	(\$137)	(30.00) ¢	(\$137)
Subtotal	158,323,872		\$13,820,389		\$14,149,201
Unbilled	2,551,000		\$193,000		\$193,000
Total	160,874,872		\$14,013,389		\$14,342,201

SCHEDULE 47T

Large Partial Requirements Service - Secondary

Basic Charge					
<=3000 kW	12	\$1,411.00	\$16,932	\$1,442.00	\$17,304
>3000 kW	0	\$1,703.00	\$0	\$1,743.00	\$0
Total Basic Charges	12				
<=3000 kW variable	23,896	\$1.12	\$26,764	\$1.15	\$27,480
>3000 kW variable	0	\$1.01	\$0	\$1.03	\$0
All kW	19,015	\$7.97	\$151,550	\$8.16	\$155,162
Energy Charges					
All kWh	2,245,825	4.741 ¢	\$106,475	4.852 ¢	\$108,967
Excess Kvar	0	\$0.56	\$0	\$0.57	\$0
Excess Kvarh	0	\$0.00060	\$0	\$0.00060	\$0
Standby kW	4,985	\$3.99	\$19,865	\$4.08	\$20,339
Overrun kW	100	\$31.88	\$3,188	\$32.64	\$3,264
Overrun kWh	175	18.964 ¢	\$33	19.408 ¢	\$34
Subtotal	2,245,825		\$324,807		\$332,550
Unbilled	6,983		\$1,010		\$1,010
Total	2,252,808		\$325,817		\$333,560

PACIFIC POWER & LIGHT COMPANY

STATE OF WASHINGTON

12 MONTHS ENDED JUNE 2015

(Including Effects of Unbilled Revenue, Unbilled MWh and Weather Normalization)

	Units Actual	Proposed Effective 10/04/16		Proposed Effective 09/15/17	
		Price	Dollars	Price	Dollars
SCHEDULE 48T					
Large General Service 1,000 kW and over-Grand Combined					
Basic Charge					
<=3000 kW	782		\$1,107,359		\$1,131,987
>3000 kW	12		\$32,237		\$34,283
Total Basic Charges	794				
<=3000 kW variable	1,152,407		\$1,163,685		\$1,193,640
>3000 kW variable	703,485		\$175,871		\$182,906
All kW	1,624,150		\$12,753,358		\$13,055,100
Energy Charges					
All kWh	869,720,303		\$40,771,202		\$41,726,660
Excess Kvar	359,083		\$197,256		\$200,846
Subtotal	869,720,303		\$56,200,968		\$57,525,422
Unbilled	3,474,017		\$239,959		\$239,959
Total	873,194,320		\$56,440,927		\$57,765,381

SCHEDULE 48T					
Large General Service 1,000 kW and over-Combined					
Basic Charge					
<=3000 kW	782		\$1,107,359		\$1,131,987
>3000 kW	0		\$0		\$0
Total Basic Charges	782		\$0		\$0
<=3000 kW variable	1,152,407		\$1,163,685		\$1,193,640
>3000 kW variable	0		\$0		\$0
All kW	939,556		\$7,454,600		\$7,633,116
Energy Charges					
All kWh	411,242,303		\$19,456,560		\$19,912,277
Excess Kvar	175,542		\$98,144		\$99,899
Subtotal	411,242,303		\$29,280,348		\$29,970,919
Unbilled	2,048,515		\$156,327		\$156,327
Total	413,290,818		\$29,436,675		\$30,127,246

SCHEDULE 48T					
Large General Service 1,000 kW and over-Secondary Combined					
Basic Charge					
<=3000 kW	652	\$1,411.00	\$919,288	\$1,442.00	\$939,485
>3000 kW	0	\$1,703.00	\$0	\$1,743.00	\$0
Total Basic Charges	652				
<=3000 kW variable	921,480	\$1.12	\$1,032,057	\$1.15	\$1,059,702
>3000 kW variable	0	\$1.01	\$0	\$1.03	\$0
All kW	752,534	\$7.97	\$5,997,694	\$8.16	\$6,140,675
Energy Charges					
All kWh	334,945,415	4.741 ¢	\$15,879,762	4.852 ¢	\$16,251,552
Excess Kvar	159,555	\$0.56	\$89,351	\$0.57	\$90,946
Subtotal	334,945,415		\$23,918,152		\$24,482,360
Unbilled	1,536,540		\$117,155		\$117,155
Total	336,481,955		\$24,035,307		\$24,599,515

SCHEDULE 48T					
Large General Service 1,000 kW and over-Primary-Combined					
Basic Charge					
<=3000 kW	130	\$1,443.00	\$188,071	\$1,477.00	\$192,502
>3000 kW	0	\$1,736.00	\$0	\$1,777.00	\$0
Total Basic Charges	130				
<=3000 kW variable	230,927	\$0.57	\$131,628	\$0.58	\$133,938
>3000 kW variable	0	\$0.46	\$0	\$0.47	\$0
All kW	187,023	\$7.79	\$1,456,906	\$7.98	\$1,492,441
Energy Charges					
All kWh	76,296,888	4.688 ¢	\$3,576,798	4.798 ¢	\$3,660,725
Excess Kvar	15,987	\$0.55	\$8,793	\$0.56	\$8,953
Subtotal	76,296,888		\$5,362,196		\$5,488,559
Unbilled	511,975		\$39,171		\$39,171
Total	76,808,863		\$5,401,367		\$5,527,730

PACIFIC POWER & LIGHT COMPANY

STATE OF WASHINGTON

12 MONTHS ENDED JUNE 2015

(Including Effects of Unbilled Revenue, Unbilled MWh and Weather Normalization)

	Units Actual	Proposed Effective 10/04/16		Proposed Effective 09/15/17	
		Price	Dollars	Price	Dollars
SCHEDULE 48T					
Large General Service 30,000 kW and over-Primary Dedicated Facilities					
Basic Charge					
<=30000 kW	0		\$0		\$0
>30000 kW	12	\$2,679.00	\$32,237	\$2,849.00	\$34,283
Total Basic Charges	12				
<=3000 kW variable	0		\$0		\$0
>30000 kW variable	703,485	\$0.25	\$175,871	\$0.26	\$182,906
All kW	684,594	\$7.74	\$5,298,758	\$7.92	\$5,421,984
Energy Charges					
All kWh	458,478,000	4.649 ¢	\$21,314,642	4.758 ¢	\$21,814,383
Excess Kvar	183,541	\$0.54	\$99,112	\$0.55	\$100,947
Subtotal	458,478,000		\$26,920,620		\$27,554,503
Unbilled	1,425,502		\$83,633		\$83,633
Total	459,903,502		\$27,004,253		\$27,638,136

SCHEDULE 51

Street Lighting Service Company-Owned

High Pressure Sodium Vapor

Per Lamp Charges

5,800 Lumens	13,549	\$8.72	\$118,151	\$8.93	\$120,996
9,500 Lumens	19,571	\$10.47	\$204,909	\$10.72	\$209,801
9,500 Lumens-Decorative Serie	0	\$33.24	\$0	\$34.03	\$0
9,500 Lumens-Decorative Serie	0	\$25.84	\$0	\$26.46	\$0
16,000 Lumens	937	\$13.37	\$12,527	\$13.69	\$12,827
16,000-Lumens Decorative Ser	0	\$34.43	\$0	\$35.25	\$0
16,000-Lumens Decorative Seri	0	\$27.07	\$0	\$27.72	\$0
22,000 Lumens	19,953	\$15.27	\$304,675	\$15.63	\$311,858
27,500 Lumens	1,982	\$19.36	\$38,372	\$19.80	\$39,244
50,000 Lumens	3,480	\$25.56	\$88,949	\$26.16	\$91,037
LED					
4,000 Lumens	27	\$9.64	\$256	\$9.86	\$261
6,200 Lumens	28	\$12.15	\$337	\$12.43	\$345
13,000 Lumens	56	\$20.20	\$1,124	\$20.67	\$1,150
16,800 Lumens	33	\$25.49	\$847	\$26.09	\$867
Metal Halide					
9,000 Lumens-Decorative Serie	0	\$31.87	\$0	\$32.63	\$0
9,000 Lumens-Decorative Serie	0	\$26.58	\$0	\$27.22	\$0
12,000 Lumens	0	\$24.50	\$0	\$25.09	\$0
12,000 Lumens-Decorative Seri	0	\$35.81	\$0	\$36.67	\$0
12,000 Lumens-Decorative Seri	0	\$28.83	\$0	\$29.52	\$0
19,500 Lumens	0	\$28.33	\$0	\$29.01	\$0
32,000 Lumens	0	\$30.85	\$0	\$31.59	\$0
Total Bills	2,124				
Subtotal	3,883,380		\$770,147		\$788,386
Unbilled	49,178		\$11,953		\$11,953
Total	3,932,558		\$782,100		\$800,339

*Included in Generation Price

SCHEDULE 52

Company-Owned Street Lighting Service

Operation, Maintenance, Depreciation & Fixed Costs			\$19,086		\$19,086
Dusk to Dawn kWh	209,542	8.336 ¢	\$17,467	8.752 ¢	\$18,339
Dusk to Midnight kWh	0	9.328 ¢	\$0	9.794 ¢	\$0
Total Bills	14				
Subtotal	209,542		\$36,553		\$37,425
Unbilled	2,654		\$567		\$567
Total	212,195		\$37,120		\$37,992

PACIFIC POWER & LIGHT COMPANY

STATE OF WASHINGTON

12 MONTHS ENDED JUNE 2015

(Including Effects of Unbilled Revenue, Unbilled MWh and Weather Normalization)

	Units Actual	Proposed Effective 10/04/16		Proposed Effective 09/15/17	
		Price	Dollars	Price	Dollars
SCHEDULE 53					
Customer-Owned Street Lighting Service - Grand Combined					
Operation, Maintenance, Depreciation & Fixed Costs			\$2,258		\$2,258
Non-Listed Lumen-Energy Only	2,331,237		\$164,236		\$168,199
Listed Lumen-Energy Only	2,267,439		\$159,740		\$163,555
Total Bills	81				
Subtotal	4,598,677		\$326,234		\$334,013
Unbilled	58,236		\$5,064		\$5,064
Total	4,656,913		\$331,298		\$339,077

*Included in Generation Price

SCHEDULE 53F

Customer-Owned Street Lighting Service

Operation, Maintenance, Depreciation & Fixed Costs			\$2,258		\$2,258
High Pressure Sodium Vapor					
5,800 Lumens-Energy Only	4,296	\$2.18	\$9,365	\$2.24	\$9,623
9,500 Lumens-Energy Only	8,160	\$3.10	\$25,296	\$3.17	\$25,867
16,000 Lumens-Energy Only	60	\$4.51	\$271	\$4.62	\$277
22,000 Lumens-Energy Only	11,667	\$5.99	\$69,883	\$6.13	\$71,516
27,500 Lumens-Energy Only	4,356	\$8.10	\$35,284	\$8.30	\$36,155
50,000 Lumens-Energy Only	1,584	\$12.40	\$19,642	\$12.70	\$20,117
Metal Halide					
9,000 Lumens-Energy Only	0	\$2.75	\$0	\$2.81	\$0
12,000 Lumens-Energy Only	0	\$4.79	\$0	\$4.91	\$0
19,500 Lumens-Energy Only	0	\$6.62	\$0	\$6.78	\$0
32,000 Lumens-Energy Only	0	\$10.50	\$0	\$10.75	\$0
107,800 Lumens-Energy Only	0	\$24.94	\$0	\$25.54	\$0
		\$0.00			
Non-Listed Lumen-Energy Only	1,180,029	7.045 ¢	\$83,133	7.215 ¢	\$85,139
Listed Lumen-Energy Only-above	2,267,439				
Total Bills	59				
Subtotal	3,447,469		\$245,131		\$250,953
Unbilled	43,658		\$3,806		\$3,806
Total	3,491,127		\$248,937		\$254,758

*Included in Generation Price

SCHEDULE 53M

Customer-Owned Street Lighting Service

Operation, Maintenance, Depreciation & Fixed Costs			\$0		\$0
Option A (Co. O&M) kWh	0	7.045 ¢	\$0	7.215 ¢	\$0
Option B (Cust. O&M) kWh	1,151,208	7.045 ¢	\$81,103	7.215 ¢	\$83,060
Total Bills	22				
Subtotal	1,151,208		\$81,103		\$83,060
Unbilled	14,579		\$1,258		\$1,258
Total	1,165,787		\$82,361		\$84,318

*Included in Generation Price

SCHEDULE 54

Recreational Field Lighting

Basic Charge 1 Phase	169	\$3.80	\$644	\$3.90	\$661
Basic Charge 3 Phase	180	\$6.85	\$1,233	\$7.00	\$1,260
Total Bills	349				
All kWh	267,781	8.384 ¢	\$22,451	8.582 ¢	\$22,981
Subtotal	267,781		\$24,328		\$24,902
Unbilled	1,847		\$189		\$189
Total	269,628		\$24,517		\$25,091

PACIFIC POWER & LIGHT COMPANY

STATE OF WASHINGTON

12 MONTHS ENDED JUNE 2015

(Including Effects of Unbilled Revenue, Unbilled MWh and Weather Normalization)

	Units Actual	Proposed Effective 10/04/16		Proposed Effective 09/15/17	
		Price	Dollars	Price	Dollars
SCHEDULE 57					
Mercury Vapor Street Lighting Service					
Overhead System on Wood Poles					
Horizontal Lamp Charges					
7,000 Lumens	12,718	\$10.05	\$127,813	\$10.29	\$130,865
21,000 Lumens	1,066	\$18.40	\$19,614	\$18.83	\$20,073
55,000 Lumens	0	\$37.21	\$0	\$38.08	\$0
Vertical Lamp Charges					
7,000 Lumens	4,248	\$9.43	\$40,059	\$9.65	\$40,994
21,000 Lumens	0	\$17.17	\$0	\$17.57	\$0
Overhead System on Metal Poles					
Horizontal Lamp Charges					
7,000 Lumens	480	\$13.13	\$6,302	\$13.44	\$6,451
21,000 Lumens	396	\$22.05	\$8,732	\$22.57	\$8,938
55,000 Lumens	0	\$40.89	\$0	\$41.85	\$0
Vertical Lamp Charges					
7,000 Lumens	0	\$12.43	\$0	\$12.72	\$0
21,000 Lumens	0	\$20.85	\$0	\$21.34	\$0
Underground System					
Horizontal Lamp Charges					
7,000 Lumens	0	\$13.12	\$0	\$13.43	\$0
21,000 Lumens	0	\$21.33	\$0	\$21.83	\$0
55,000 Lumens	0	\$40.19	\$0	\$41.13	\$0
Vertical Lamp Charges					
7,000 Lumens	0	\$12.43	\$0	\$12.72	\$0
21,000 Lumens	0	\$20.13	\$0	\$20.60	\$0
Post 1977 System					
7,000 Lumens	336	\$10.50	\$3,528	\$10.75	\$3,612
21,000 Lumens	759	\$18.39	\$13,953	\$18.82	\$14,279
55,000 Lumens	0	\$39.28	\$0	\$40.20	\$0
Contract					
21,000 Lumens	0	\$37.70	\$0	\$38.58	\$0
Total Bills	418				
Subtotal	1,731,861		\$220,001		\$225,212
Unbilled	21,932		\$3,415		\$3,415
Total	1,753,793		\$223,416		\$228,627
*Included in Generation Price					
Washington TOTALS	4,085,100,149		\$340,754,727		\$348,753,293
AGA			\$594,939		\$594,939
Washington TOTALS with AGA	4,085,100,149		\$ 341,349,666		\$ 349,348,232

Pacific Power & Light Company
Washington Low Income
Energy Rate Credit Proposal
Year 1

<u>% of Federal Poverty Level (FPL)</u>	<u>Estimated Customers</u>	<u>Total Credit</u>	<u>Discount/ Customer</u>	<u>Rate ¢/kWh</u>	<u>Estimated kWh</u>
0-75%	2,461	\$1,159,936	\$471.35	8.508	13,633,476
76-100%	1,798	\$574,273	\$319.40	5.724	10,032,718
101-150%	1,405	\$280,365	\$199.53	3.577	7,837,981
Total	5,664	\$2,014,573	\$355.68	6.395	31,504,175

Pacific Power & Light Company
Washington Low Income
Energy Rate Credit Proposal
Year 2

<u>% of Federal Poverty Level (FPL)</u>	<u>Estimated Customers</u>	<u>Total Credit</u>	<u>Discount/ Customer</u>	<u>Rate ¢/kWh</u>	<u>Estimated kWh</u>
0-75%	2,461	\$1,213,925	\$493.29	8.904	13,633,476
76-100%	1,798	\$600,859	\$334.19	5.989	10,032,718
101-150%	1,405	\$293,454	\$208.84	3.744	7,837,981
Total	5,664	\$2,108,238	\$372.22	6.692	31,504,175

Pacific Power & Light Company
Monthly Billing Comparison
Schedule 16 - Residential Service
Year 1

kWh	Monthly Basic Charge			Monthly Energy Charge ¹				Total Change	
	Present	Proposed	Change	Present	Proposed	Change		\$	%
						\$	%		
50	\$7.75	\$7.75	\$0.00	\$3.75	\$3.82	\$0.07	1.87%	\$0.07	0.61%
100	\$7.75	\$7.75	\$0.00	\$6.77	\$6.89	\$0.12	1.77%	\$0.12	0.83%
150	\$7.75	\$7.75	\$0.00	\$9.78	\$9.97	\$0.19	1.94%	\$0.19	1.08%
200	\$7.75	\$7.75	\$0.00	\$12.80	\$13.04	\$0.24	1.88%	\$0.24	1.17%
300	\$7.75	\$7.75	\$0.00	\$18.83	\$19.20	\$0.37	1.96%	\$0.37	1.39%
400	\$7.75	\$7.75	\$0.00	\$24.86	\$25.35	\$0.49	1.97%	\$0.49	1.50%
500	\$7.75	\$7.75	\$0.00	\$30.89	\$31.50	\$0.61	1.97%	\$0.61	1.58%
600	\$7.75	\$7.75	\$0.00	\$36.91	\$37.65	\$0.74	2.00%	\$0.74	1.66%
700	\$7.75	\$7.75	\$0.00	\$46.68	\$47.61	\$0.93	1.99%	\$0.93	1.71%
800	\$7.75	\$7.75	\$0.00	\$56.45	\$57.56	\$1.11	1.97%	\$1.11	1.73%
900	\$7.75	\$7.75	\$0.00	\$66.22	\$67.51	\$1.29	1.95%	\$1.29	1.74%
1,000	\$7.75	\$7.75	\$0.00	\$75.99	\$77.47	\$1.48	1.95%	\$1.48	1.77%
1,100	\$7.75	\$7.75	\$0.00	\$85.76	\$87.42	\$1.66	1.94%	\$1.66	1.78%
1,200 *	\$7.75	\$7.75	\$0.00	\$95.53	\$97.38	\$1.85	1.94%	\$1.85	1.79%
1,300	\$7.75	\$7.75	\$0.00	\$105.30	\$107.33	\$2.03	1.93%	\$2.03	1.80%
1,400	\$7.75	\$7.75	\$0.00	\$115.07	\$117.28	\$2.21	1.92%	\$2.21	1.80%
1,500	\$7.75	\$7.75	\$0.00	\$124.84	\$127.24	\$2.40	1.92%	\$2.40	1.81%
1,600	\$7.75	\$7.75	\$0.00	\$134.61	\$137.19	\$2.58	1.92%	\$2.58	1.81%
2,000	\$7.75	\$7.75	\$0.00	\$173.69	\$177.01	\$3.32	1.91%	\$3.32	1.83%
2,600	\$7.75	\$7.75	\$0.00	\$232.31	\$236.73	\$4.42	1.90%	\$4.42	1.84%

Notes:

* Average Washington Customer

¹ Includes SBC Charge, Low Income Charge, Deferral Surcharge and BPA Credit.

Pacific Power & Light Company
Monthly Billing Comparison
Schedule 24 - Small General Service
Year 1

kW Load Size/ Demand	kWh	Monthly Billing *						Percent Difference	
		Present Price Schedule 24		Proposed Price Schedule 24		Single Phase	Three Phase	Single Phase	Three Phase
		Single Phase	Three Phase	Single Phase	Three Phase				
15	5,000	\$422	\$427	\$429	\$433	1.63%	1.63%	1.63%	
	7,500	\$611	\$616	\$621	\$626	1.63%	1.63%		
	10,000	\$790	\$795	\$803	\$808	1.63%	1.63%		
25	3,750	\$374	\$378	\$380	\$385	1.64%	1.64%	1.64%	
	5,000	\$468	\$473	\$476	\$481	1.64%	1.64%		
	10,000	\$837	\$841	\$850	\$855	1.63%	1.63%		
50	7,500	\$773	\$778	\$786	\$791	1.65%	1.65%	1.65%	
	10,000	\$953	\$957	\$968	\$973	1.64%	1.64%		
	20,000	\$1,609	\$1,614	\$1,636	\$1,640	1.63%	1.63%		
75	25,000	\$2,054	\$2,058	\$2,087	\$2,092	1.63%	1.63%	1.63%	
	37,500	\$2,875	\$2,879	\$2,921	\$2,926	1.63%	1.63%		
	50,000	\$3,695	\$3,700	\$3,755	\$3,760	1.63%	1.63%		
100	25,000	\$2,170	\$2,174	\$2,205	\$2,210	1.64%	1.64%	1.64%	
	37,500	\$2,991	\$2,995	\$3,039	\$3,044	1.63%	1.63%		
	50,000	\$3,811	\$3,816	\$3,873	\$3,878	1.63%	1.63%		

Notes:

* Includes SBC Charge, Deferral Surcharge and Low Income Charge.

Pacific Power & Light Company
Monthly Billing Comparison
Schedule 36 - Large General Service < 1,000 kW
Year 1

kW Load Size/ Demand	kWh	Monthly Billing *		Percent Difference
		Present Schedule 36	Proposed Schedule 36	
100	25,000	\$2,328	\$2,367	1.65%
	37,500	\$3,076	\$3,126	1.63%
	50,000	\$3,775	\$3,836	1.63%
200	60,000	\$5,051	\$5,134	1.65%
	100,000	\$7,250	\$7,369	1.63%
	140,000	\$9,450	\$9,604	1.63%
300	90,000	\$7,414	\$7,536	1.65%
	150,000	\$10,713	\$10,888	1.64%
	210,000	\$14,012	\$14,241	1.63%
400	120,000	\$9,744	\$9,903	1.63%
	200,000	\$14,143	\$14,373	1.62%
	280,000	\$18,543	\$18,842	1.62%
600	180,000	\$14,406	\$14,641	1.64%
	300,000	\$21,004	\$21,346	1.63%
	420,000	\$27,603	\$28,050	1.62%
800	240,000	\$19,067	\$19,380	1.64%
	400,000	\$27,865	\$28,319	1.63%
	560,000	\$36,664	\$37,258	1.62%
1000	300,000	\$23,728	\$24,118	1.64%
	500,000	\$34,726	\$35,292	1.63%
	700,000	\$45,724	\$46,466	1.62%

Notes:

* Includes SBC Charge, Deferral Surcharge and Low Income Charge.

Pacific Power & Light Company
Billing Comparison
Schedule 40 - Agricultural Pumping Service
Year 1

kW Load Size/ Demand	kWh	Present Price Schedule 40 *			Proposed Price Schedule 40 *			Percent Difference	
		Present Schedule 40 **		Annual Load Size Charge	Proposed Schedule 40 **		Annual Load Size Charge	Monthly ** Bill	Annual Load Size Charge
		Monthly Bill	Monthly Bill	Monthly Bill	Monthly Bill	Monthly Bill	Monthly Bill	Monthly Bill	
<u>Single Phase</u>									
10	2,000	\$130	\$272	\$272	\$132	\$276	1.80%	1.40%	
	3,000	\$195	\$272	\$272	\$199	\$276	1.80%	1.40%	
	5,000	\$325	\$272	\$272	\$331	\$276	1.80%	1.40%	
<u>Three Phase</u>									
20	4,000	\$260	\$528	\$528	\$265	\$536	1.80%	1.44%	
	6,000	\$390	\$528	\$528	\$397	\$536	1.80%	1.44%	
	10,000	\$650	\$528	\$528	\$662	\$536	1.80%	1.44%	
100	20,000	\$1,300	\$2,157	\$2,157	\$1,324	\$2,196	1.80%	1.81%	
	30,000	\$1,950	\$2,157	\$2,157	\$1,985	\$2,196	1.80%	1.81%	
	50,000	\$3,251	\$2,157	\$2,157	\$3,309	\$2,196	1.80%	1.81%	
300	60,000	\$3,901	\$5,715	\$5,715	\$3,971	\$5,816	1.80%	1.77%	
	90,000	\$5,851	\$5,715	\$5,715	\$5,956	\$5,816	1.80%	1.77%	
	150,000	\$9,752	\$5,715	\$5,715	\$9,927	\$5,816	1.80%	1.77%	

Notes:

* Includes SBC Charge BPA Credit, Deferral Surcharge and Low Income charge.

** Does not include November Load Size Charge.

Pacific Power & Light Company
Monthly Billing Comparison
Schedule 48T - Large General Service - Secondary
1,000 kW and Over
Year 1

kW Load Size/ Demand	kWh	Monthly Billing *			Percent Difference
		Present Price Schedule 48T	Proposed Price Schedule 48T		
1,000	300,000	\$25,298	\$25,717	1.66%	
	500,000	\$35,114	\$35,689	1.64%	
	700,000	\$44,930	\$45,661	1.63%	
2,000	600,000	\$48,952	\$49,765	1.66%	
	1,000,000	\$68,584	\$69,709	1.64%	
	1,400,000	\$88,216	\$89,653	1.63%	
4,000	1,200,000	\$96,109	\$97,713	1.67%	
	2,000,000	\$135,373	\$137,601	1.65%	
	2,800,000	\$174,637	\$177,489	1.63%	
6,000	1,800,000	\$143,197	\$145,589	1.67%	
	3,000,000	\$202,093	\$205,421	1.65%	
	4,200,000	\$260,989	\$265,253	1.63%	

Notes:

* Includes SBC Charge, Deferral Surcharge and Low Income Charge.

**Pacific Power & Light Company
Monthly Billing Comparison
Schedule 48T - Large General Service - Primary
1,000 kW and Over
Year 1**

kW Load Size/ Demand	kWh	Monthly Billing *			Percent Difference
		Present Price Schedule 48T	Proposed Price Schedule 48T		
1,000	300,000	\$24,472	\$24,860	1.59%	
	500,000	\$34,182	\$34,726	1.59%	
	700,000	\$43,892	\$44,592	1.59%	
2,000	600,000	\$47,267	\$48,019	1.59%	
	1,000,000	\$66,687	\$67,751	1.60%	
	1,400,000	\$86,107	\$87,483	1.60%	
4,000	1,200,000	\$92,705	\$94,190	1.60%	
	2,000,000	\$131,545	\$133,654	1.60%	
	2,800,000	\$170,385	\$173,118	1.60%	
6,000	1,800,000	\$138,075	\$140,288	1.60%	
	3,000,000	\$196,335	\$199,484	1.60%	
	4,200,000	\$254,595	\$258,680	1.60%	

Notes:

* Includes SBC Charge, Deferral Surcharge and Low Income Charge.

**Pacific Power & Light Company
Monthly Billing Comparison
Schedule 48T - Large General Service - Primary
30,000 kW and Over
Served by Dedicated Facilities
Year 1**

kW Load Size/ Demand	kWh	Monthly Billing *		Percent Difference
		Present Price Schedule 48T	Proposed Price Schedule 48T	
30,000	9,000,000	\$672,075	\$683,097	1.64%
	15,000,000	\$961,035	\$976,737	1.63%
	21,000,000	\$1,249,995	\$1,270,377	1.63%
40,000	12,000,000	\$895,155	\$909,817	1.64%
	20,000,000	\$1,280,435	\$1,301,337	1.63%
	28,000,000	\$1,665,715	\$1,692,857	1.63%
50,000	15,000,000	\$1,118,235	\$1,136,537	1.64%
	25,000,000	\$1,599,835	\$1,625,937	1.63%
	35,000,000	\$2,081,435	\$2,115,337	1.63%
60,000	18,000,000	\$1,341,315	\$1,363,257	1.64%
	30,000,000	\$1,919,235	\$1,950,537	1.63%
	42,000,000	\$2,497,155	\$2,537,817	1.63%

Notes:
* Includes SBC Charge, Deferral Surcharge and Low Income Charge.

Pacific Power & Light Company
Monthly Billing Comparison
Schedule 16 - Residential Service
Year 2

kWh	Monthly Basic Charge			Monthly Energy Charge ¹				Total Change	
	Eff 9/15/16	Eff 9/15/17	Change	Eff 9/15/16	Eff 9/15/17	Change		\$	%
						\$	%		
50	\$7.75	\$7.75	\$0.00	\$3.82	\$3.90	\$0.08	2.09%	\$0.08	0.69%
100	\$7.75	\$7.75	\$0.00	\$6.89	\$7.06	\$0.17	2.47%	\$0.17	1.16%
150	\$7.75	\$7.75	\$0.00	\$9.97	\$10.22	\$0.25	2.51%	\$0.25	1.41%
200	\$7.75	\$7.75	\$0.00	\$13.04	\$13.38	\$0.34	2.61%	\$0.34	1.64%
300	\$7.75	\$7.75	\$0.00	\$19.20	\$19.70	\$0.50	2.60%	\$0.50	1.86%
400	\$7.75	\$7.75	\$0.00	\$25.35	\$26.02	\$0.67	2.64%	\$0.67	2.02%
500	\$7.75	\$7.75	\$0.00	\$31.50	\$32.35	\$0.85	2.70%	\$0.85	2.17%
600	\$7.75	\$7.75	\$0.00	\$37.65	\$38.67	\$1.02	2.71%	\$1.02	2.25%
700	\$7.75	\$7.75	\$0.00	\$47.61	\$48.88	\$1.27	2.67%	\$1.27	2.29%
800	\$7.75	\$7.75	\$0.00	\$57.56	\$59.10	\$1.54	2.68%	\$1.54	2.36%
900	\$7.75	\$7.75	\$0.00	\$67.51	\$69.32	\$1.81	2.68%	\$1.81	2.40%
1,000	\$7.75	\$7.75	\$0.00	\$77.47	\$79.53	\$2.06	2.66%	\$2.06	2.42%
1,100	\$7.75	\$7.75	\$0.00	\$87.42	\$89.75	\$2.33	2.67%	\$2.33	2.45%
1,200 *	\$7.75	\$7.75	\$0.00	\$97.38	\$99.97	\$2.59	2.66%	\$2.59	2.46%
1,300	\$7.75	\$7.75	\$0.00	\$107.33	\$110.19	\$2.86	2.66%	\$2.86	2.49%
1,400	\$7.75	\$7.75	\$0.00	\$117.28	\$120.40	\$3.12	2.66%	\$3.12	2.50%
1,500	\$7.75	\$7.75	\$0.00	\$127.24	\$130.62	\$3.38	2.66%	\$3.38	2.50%
1,600	\$7.75	\$7.75	\$0.00	\$137.19	\$140.84	\$3.65	2.66%	\$3.65	2.52%
2,000	\$7.75	\$7.75	\$0.00	\$177.01	\$181.70	\$4.69	2.65%	\$4.69	2.54%
2,600	\$7.75	\$7.75	\$0.00	\$236.73	\$243.01	\$6.28	2.65%	\$6.28	2.57%

Notes:

* Average Washington Customer

¹ Includes SBC Charge, Low Income Charge, Deferral Surcharge and BPA Credit.

Pacific Power & Light Company
Monthly Billing Comparison
Schedule 24 - Small General Service
Year 2

kW Load Size/ Demand	kWh	Monthly Billing *						Percent Difference	
		Eff 9/15/16 Price Schedule 24			Eff 9/15/17 Price Schedule 24			Single Phase	Three Phase
		Single Phase	Three Phase		Single Phase	Three Phase			
15	5,000	\$429	\$433	\$438	\$443		2.25%	2.25%	
	7,500	\$621	\$626	\$635	\$640		2.25%	2.25%	
	10,000	\$803	\$808	\$821	\$826		2.25%	2.25%	
25	3,750	\$380	\$385	\$388	\$393		2.29%	2.29%	
	5,000	\$476	\$481	\$487	\$492		2.28%	2.28%	
	10,000	\$850	\$855	\$869	\$874		2.26%	2.27%	
50	7,500	\$786	\$791	\$804	\$809		2.31%	2.31%	
	10,000	\$968	\$973	\$990	\$995		2.30%	2.30%	
	20,000	\$1,636	\$1,640	\$1,673	\$1,677		2.27%	2.27%	
75	25,000	\$2,087	\$2,092	\$2,135	\$2,140		2.27%	2.27%	
	37,500	\$2,921	\$2,926	\$2,987	\$2,992		2.26%	2.26%	
	50,000	\$3,755	\$3,760	\$3,840	\$3,845		2.25%	2.25%	
100	25,000	\$2,205	\$2,210	\$2,256	\$2,261		2.29%	2.29%	
	37,500	\$3,039	\$3,044	\$3,108	\$3,113		2.27%	2.27%	
	50,000	\$3,873	\$3,878	\$3,961	\$3,966		2.26%	2.26%	

Notes:

* Includes SBC Charge, Deferral Surcharge and Low Income Charge.

Pacific Power & Light Company
Monthly Billing Comparison
Schedule 36 - Large General Service < 1,000 kW
Year 2

kW Load Size/ Demand	kWh	Monthly Billing *		Percent Difference
		Effective 9/15/16 Schedule 36	Effective 9/15/17 Schedule 36	
100	25,000	\$2,367	\$2,419	2.19%
	37,500	\$3,126	\$3,195	2.21%
	50,000	\$3,836	\$3,921	2.21%
200	60,000	\$5,134	\$5,250	2.26%
	100,000	\$7,369	\$7,534	2.24%
	140,000	\$9,604	\$9,817	2.22%
300	90,000	\$7,536	\$7,706	2.25%
	150,000	\$10,888	\$11,131	2.23%
	210,000	\$14,241	\$14,557	2.22%
400	120,000	\$9,903	\$10,129	2.28%
	200,000	\$14,373	\$14,697	2.25%
	280,000	\$18,842	\$19,264	2.24%
600	180,000	\$14,641	\$14,975	2.28%
	300,000	\$21,346	\$21,826	2.25%
	420,000	\$28,050	\$28,676	2.23%
800	240,000	\$19,380	\$19,820	2.27%
	400,000	\$28,319	\$28,955	2.25%
	560,000	\$37,258	\$38,089	2.23%
1000	300,000	\$24,118	\$24,666	2.27%
	500,000	\$35,292	\$36,084	2.24%
	700,000	\$46,466	\$47,502	2.23%

Notes:

* Includes SBC Charge, Deferral Surcharge and Low Income Charge.

Pacific Power & Light Company
Billing Comparison
Schedule 40 - Agricultural Pumping Service
Year 2

kW Load Size/ Demand	kWh	Price Schedule 40 *		Price Schedule 40 *		Price Schedule 40 *		Percent Difference	
		Effective 9/15/16 Schedule 40 ** Monthly Bill	Annual Load Size Charge	Effective 9/15/17 Schedule 40 ** Monthly Bill	Annual Load Size Charge	Effective 9/15/17 Schedule 40 ** Monthly Bill	Annual Load Size Charge	Monthly ** Bill	Annual Load Size Charge
<u>Single Phase</u>									
10	2,000	\$132	\$276	\$136	\$282	\$136	\$282	2.54%	2.21%
	3,000	\$199	\$276	\$204	\$282	\$204	\$282	2.54%	2.21%
	5,000	\$331	\$276	\$339	\$282	\$339	\$282	2.54%	2.21%
<u>Three Phase</u>									
20	4,000	\$265	\$536	\$271	\$548	\$271	\$548	2.54%	2.28%
	6,000	\$397	\$536	\$407	\$548	\$407	\$548	2.54%	2.28%
	10,000	\$662	\$536	\$679	\$548	\$679	\$548	2.54%	2.28%
100	20,000	\$1,324	\$2,196	\$1,357	\$2,247	\$1,357	\$2,247	2.54%	2.34%
	30,000	\$1,985	\$2,196	\$2,036	\$2,247	\$2,036	\$2,247	2.54%	2.34%
	50,000	\$3,309	\$2,196	\$3,393	\$2,247	\$3,393	\$2,247	2.54%	2.34%
300	60,000	\$3,971	\$5,816	\$4,072	\$5,953	\$4,072	\$5,953	2.54%	2.35%
	90,000	\$5,956	\$5,816	\$6,107	\$5,953	\$6,107	\$5,953	2.54%	2.35%
	150,000	\$9,927	\$5,816	\$10,179	\$5,953	\$10,179	\$5,953	2.54%	2.35%

Notes:

* Includes SBC Charge BPA Credit, Deferral Surcharge and Low Income charge.

** Does not include November Load Size Charge.

**Pacific Power & Light Company
Monthly Billing Comparison
Schedule 48T - Large General Service - Secondary
1,000 kW and Over
Year 2**

kW Load Size/ Demand	kWh	Monthly Billing *		Percent Difference
		Effective 9/15/16	Effective 9/15/17	
		Price Schedule 48T	Price Schedule 48T	
1,000	300,000	\$25,717	\$26,301	2.27%
	500,000	\$35,689	\$36,495	2.26%
	700,000	\$45,661	\$46,689	2.25%
2,000	600,000	\$49,765	\$50,902	2.28%
	1,000,000	\$69,709	\$71,290	2.27%
	1,400,000	\$89,653	\$91,678	2.26%
4,000	1,200,000	\$97,713	\$99,925	2.26%
	2,000,000	\$137,601	\$140,701	2.25%
	2,800,000	\$177,489	\$181,477	2.25%
6,000	1,800,000	\$145,589	\$148,887	2.27%
	3,000,000	\$205,421	\$210,051	2.25%
	4,200,000	\$265,253	\$271,215	2.25%

Notes:

* Includes SBC Charge, Deferral Surcharge and Low Income Charge.

Pacific Power & Light Company
Monthly Billing Comparison
Schedule 48T - Large General Service - Primary
1,000 kW and Over
Year 2

kW Load Size/ Demand	kWh	Monthly Billing *			Percent Difference
		Effective 9/15/16		Effective 9/15/17	
		Price Schedule 48T	Price Schedule 48T	Price Schedule 48T	
1,000	300,000	\$24,860	\$25,424	2.27%	
	500,000	\$34,726	\$35,510	2.26%	
	700,000	\$44,592	\$45,596	2.25%	
2,000	600,000	\$48,019	\$49,113	2.28%	
	1,000,000	\$67,751	\$69,285	2.26%	
	1,400,000	\$87,483	\$89,457	2.26%	
4,000	1,200,000	\$94,190	\$96,351	2.29%	
	2,000,000	\$133,654	\$136,695	2.28%	
	2,800,000	\$173,118	\$177,039	2.26%	
6,000	1,800,000	\$140,288	\$143,509	2.30%	
	3,000,000	\$199,484	\$204,025	2.28%	
	4,200,000	\$258,680	\$264,541	2.27%	

Notes:

* Includes SBC Charge, Deferral Surcharge and Low Income Charge.

**Pacific Power & Light Company
Monthly Billing Comparison
Schedule 48T - Large General Service - Primary
30,000 kW and Over
Served by Dedicated Facilities
Year 2**

kW Load Size/ Demand	kWh	Monthly Billing *		Percent Difference
		Effective 9/15/16 Price Schedule 48T	Effective 9/15/17 Price Schedule 48T	
30,000	9,000,000	\$683,097	\$698,777	2.30%
	15,000,000	\$976,737	\$998,957	2.27%
	21,000,000	\$1,270,377	\$1,299,137	2.26%
40,000	12,000,000	\$909,817	\$930,667	2.29%
	20,000,000	\$1,301,337	\$1,330,907	2.27%
	28,000,000	\$1,692,857	\$1,731,147	2.26%
50,000	15,000,000	\$1,136,537	\$1,162,557	2.29%
	25,000,000	\$1,625,937	\$1,662,857	2.27%
	35,000,000	\$2,115,337	\$2,163,157	2.26%
60,000	18,000,000	\$1,363,257	\$1,394,447	2.29%
	30,000,000	\$1,950,537	\$1,994,807	2.27%
	42,000,000	\$2,537,817	\$2,595,167	2.26%

Notes:
* Includes SBC Charge, Deferral Surcharge and Low Income Charge.

ATTACHMENT B

Compliance Tariff Sheets (Legislative)

PACIFIC POWER & LIGHT COMPANY

WN U-75

~~Eighth-Ninth~~ Revision of Sheet No. INDEX.3
Canceling ~~Seventh-Eighth~~ Revision of Sheet No. INDEX.3

Tariff Index


Schedule 73	Renewable Energy Rider - Optional Bulk Purchase Option
Schedule 80	Summary of Effective Rate Adjustments
Schedule 91	Surcharge to Fund Low Income Bill Assistance Program
Schedule 92	Deferral Adjustments
<u>Schedule 93</u>	<u>Decoupling Revenue Adjustment</u>
Schedule 95	Renewable Energy Revenue Adjustment
Schedule 96	Renewable Energy Revenue One-Time Credit
Schedule 97	Power Cost Adjustment Mechanism Adjustment
Schedule 98	Adjustment Associated with the Pacific Northwest Electric Power Planning and Conservation Act
Schedule 101	Tax Adjustment Schedule
Schedule 102	Franchise Fee Adjustment Schedule
Schedule 114	Residential Energy Efficiency Rider Optional for Qualifying Low Income Customers
Schedule 118	Home Energy Savings Incentive Program
Schedule 130*	Residential Energy Services - Optional for Qualifying Customers
Schedule 135	Net Metering Service
Schedule 136	Interconnection Tariff
Schedule 140	Non-Residential Energy Efficiency
Schedule 191	System Benefits Charge Adjustment
Schedule 300	Charges as Defined by the Rules and Regulations

NOTE: *No New Service

(continued)

Issued: ~~November 19, 2015~~ October 3, 2016 **Effective:** ~~January 1, 2016~~ October 4, 2016
Docket Advice No. ~~45-05~~ UE-152253

Issued by Pacific Power & Light Company

By:  R. Bryce Dalley

Title: Vice President, Regulation

PACIFIC POWER & LIGHT COMPANY

WN U-75

~~Third~~~~Fourth~~ Revision of Sheet No. 15.1
Canceling ~~Second~~~~Third~~ Revision of Sheet No. 15.1

**Schedule 15
OUTDOOR AREA LIGHTING SERVICE - NO NEW SERVICE**

AVAILABLE:

In all territory served by Company in the State of Washington.

APPLICABLE:

To all Customers for outdoor area lighting service furnished from dusk to dawn by means of presently-installed Company-owned mercury vapor or high-pressure sodium luminaires which may be served by secondary voltage circuits from Company's existing overhead distribution system. Luminaires shall be mounted on Company-owned wood poles and served in accordance with Company's specifications as to equipment and installation.

MONTHLY BILLING:

All Monthly Billings shall be adjusted in accordance with Schedule 80.

<u>Type of Luminaire</u>	<u>Nominal Lumen Rating</u>	<u>Monthly kWh</u>	<u>Base Rate Per Luminaire</u>
Mercury Vapor	7,000	76	\$ 10. 9879
" "	21,000	172	20. 8853
" "	55,000	412	43.2142.48
High Pressure Sodium			
" " "	5,800	31	\$12. 4827
" " "	22,000	85	18. 3302
" " "	50,000	176	29. 5707

Pole Charge:

A monthly charge of \$1.00 per pole shall be made for each additional pole required in excess of the number of luminaires installed.

PROVISIONS:


- Inoperable lights will be repaired as soon as reasonably possible, during regular business hours or as allowed by Company's operating schedule and requirements, provided the Company receives notification of inoperable lights from Customer or a member of the public by either notifying Pacific Power's customer service (1-888-221-7070) or www.Pacificpower.net/streetlights. Pacific Power's obligation to repair lights is limited to this tariff.
- The Company reserves the right to contract for the maintenance of lighting service provided hereunder.
- Temporary disconnection and subsequent reconnection of electrical service requested by the Customer shall be at the Customer's expense. The Customer may request temporary suspension of power for lighting by written notice. During such periods, the monthly rate will be reduced by the Company's estimated average monthly relamping and energy costs for the luminaire. The facilities may be considered idle and may be removed after 12 months of inactivity. The Company will not be required to reestablish such service under this rate schedule if service has been permanently discontinued by the Customer.

(continued)

~~Issued: March 27, 2015~~ October 3, 2016
~~Docket Advice No. UE-140762152253~~

Effective: March 31, 2015 October 4, 2016

Issued By Pacific Power & Light Company

By:  R. Bryce Dalley

Title: Vice President, Regulation

PACIFIC POWER & LIGHT COMPANY

WN U-75

~~Third-Fourth~~ Revision of Sheet No. 16.1
Canceling ~~Second-Third~~ Revision of Sheet No. 16.1

**Schedule 16
RESIDENTIAL SERVICE**

AVAILABLE:

In all territory served by Company in the State of Washington.

APPLICABLE:

To single-family residential Customers only for all single-phase electric requirements when all service is supplied at one point of delivery. For three-phase residential service see Schedule 18.

MONTHLY BILLING:

The Monthly Billing shall be the sum of the Basic and Energy Charges.
All Monthly Billings shall be adjusted in accordance with Schedule 80.

Basic Charge: \$7.75

Energy Charge:

Base

Rate

6.548425¢ per kWh for the first 600 kWh

10.350466¢ per kWh for all additional kWh

MINIMUM CHARGE:

The monthly Minimum Charge shall be the Basic Charge. A higher minimum may be required under contract to cover special conditions.

CONTINUING SERVICE:

Except as specifically provided otherwise, the rates of this Tariff are based on continuing service at each service location. Disconnect and reconnect transactions shall not operate to relieve a Customer from monthly minimum charges.


RULES AND REGULATIONS:

Service under this Schedule is subject to the General Rules and Regulations contained in the tariff of which this Schedule is a part and to those prescribed by regulatory authorities.

Issued: ~~March 27, 2015~~ October 3, 2016
Docket Advice No. UE-~~140762152253~~

Effective: ~~March 31, 2015~~ October 4, 2016

Issued By Pacific Power & Light Company

By:  R. Bryce Dalley

Title: Vice President, Regulation

PACIFIC POWER & LIGHT COMPANY

WN U-75

~~Third~~^{Fourth} Revision of Sheet No. 17.1
Canceling ~~Second~~^{Third} Revision of Sheet No. 17.1

**Schedule 17
LOW INCOME BILL ASSISTANCE PROGRAM – RESIDENTIAL SERVICE
OPTIONAL FOR QUALIFYING CUSTOMERS**

AVAILABLE:

In all territory served by Company in the State of Washington.

APPLICABLE:

To residential Customers only for all single-phase electric requirements when all service is supplied at one point of delivery. For three-phase residential service see Schedule 18.

MONTHLY BILLING:

The Monthly Billing shall be the sum of the Basic and Energy Charges and the Low Income Energy Credit. All Monthly Billings shall be adjusted in accordance with Schedule 80.

Basic Charge: \$7.75

Energy Charge:

Base

Rate

6.~~548425~~¢ per kWh for the first 600 kWh

10.~~350466~~¢ per kWh for all additional kWh

LOW INCOME ENERGY CREDIT*:

The credit amount shall be based on the qualification level for which the customer was certified.

0-75% of Federal Poverty Level(FPL):

(~~8.5087290~~¢) per kWh for all kWh greater than 600 kWh

76-100% of Federal Poverty Level(FPL):

(~~5.7244904~~¢) per kWh for all kWh greater than 600 kWh

101-150% of Federal Poverty Level (FPL):

(~~3.577065~~¢) per kWh for all kWh greater than 600 kWh

***Note: This credit applies to only the energy usage within the Winter months.
Winter months are defined as November 1 through April 30.**

MINIMUM CHARGE:


The monthly minimum charge shall be the Basic Charge. A higher minimum may be required under contract to cover special conditions.

(continued)

Issued: ~~March 27, 2015~~ October 3, 2016
Docket Advice No. UE-~~140762152253~~

Effective: ~~March 31, 2015~~ October 4, 2016

Issued By Pacific Power & Light Company

By:  R. Bryce Dalley

Title: Vice President, Regulation

PACIFIC POWER & LIGHT COMPANY

WN U-75

~~Second-Third~~ Revision of Sheet No. 18.1
Canceling ~~First-Second~~ Revision of Sheet No. 18.1

**Schedule 18
THREE PHASE RESIDENTIAL SERVICE RIDER**

AVAILABLE:

In all territory served by Company in the State of Washington.

APPLICABLE:

To residential Customers requiring three-phase service whose single-phase requirements are or will be supplied under any residential schedule contained in this Tariff. Three-phase service will be supplied only when service is available from Company's presently existing facilities, or where such facilities can be installed under Company's Line Extension Rules, and in any event, only when deliveries can be made by using one service for Customer's single-phase and three-phase requirements.

MONTHLY BILLING:

The Monthly Billing shall be the sum of the Demand Charge, and the Basic and Energy Charges of the Residential Schedule 16. All Monthly Billings shall be adjusted in accordance with Schedule 80.

Demand Charge: Applicable only to Customer's three-phase Demand:

\$1.~~7474~~ for each kW of Demand, but not less than
\$3.~~4030~~ minimum demand charge.

MINIMUM CHARGE:

The monthly Minimum Charge shall be the Basic Charge specified on Residential Schedule 16, plus the demand charge herein. A higher minimum may be required under contract to cover special conditions.

DEMAND:

Applicable only to the Customer's three-phase demand.

The kW shown by or computed from the readings of Company's demand meter, for the 15-minute period of Customer's greatest use during the month, determined to the nearest whole kW.

SPECIAL CONDITIONS:


The customer shall so arrange his wiring as to make possible the separate metering of the three-phase demand at a location adjacent to the kWh meter. If, on October 11, 1975, any present customer's wiring was arranged only for combined single and three-phase demand measurement, and continues to be so arranged, such demands will be metered and billed hereunder except that the first 10 kW of such combined demand will be deducted before applying demand charges for three-phase service. No new combined demand installations will be allowed such a demand deduction.

(continued)

~~Issued: March 27, 2015~~ October 3, 2016
~~Docket Advice No. UE-140762152253~~

~~Effective: March 31, 2015~~ October 4, 2016

Issued By Pacific Power & Light Company

By:  R. Bryce Dalley

Title: Vice President, Regulation

PACIFIC POWER & LIGHT COMPANY

WN U-75

~~Third~~~~Fourth~~ Revision of Sheet No. 24.1
Canceling ~~Second~~~~Third~~ Revision of Sheet No. 24.1

**Schedule 24
SMALL GENERAL SERVICE**

AVAILABLE:

In all territory served by Company in the State of Washington.

APPLICABLE:

To non-residential Customers whose entire requirements are supplied hereunder with electric service loads which have not exceeded 100 kW more than once in the preceding 12-month period, or with seven months or less of service, whose loads have not registered more than 100 kW. And to seasonal Customers, as defined in Rule 1 of this tariff, with electric service loads which have not exceeded 200 kW more than once in the preceding 12-month period, or with seven months or less of service, whose loads have not registered more than 200 kW. In the case that the motor nameplate horsepower rating is used to determine the seasonal Customer's annual load size, that load size will also be used to determine eligibility for this schedule.

The Company will not switch a Customer between General Service Schedules 24 and 36 more than once in a 12-month period, unless the following exception is met: In the event that a Customer's load increases due to changes in operations, the Company may, at its discretion, place the Customer on a schedule with a higher demand requirement, if so warranted.

Deliveries at more than one point, or more than one voltage and phase classification, will be separately metered and billed.

Emergency, Seasonal, and Remote Service will be furnished by contract in accordance with Rule 2 of this Tariff.

This Schedule is not applicable to standby service.

MONTHLY BILLING:

The Monthly Billing shall be the sum of the Basic, Demand, Energy, and Reactive Power Charges. All Monthly Billings shall be adjusted in accordance with Schedule 80.

Basic Charge:

If Load Size* is:

The Monthly Basic Charge* is:

	<u>Single Phase</u>	<u>Three Phase</u>
15 kW or less	\$9. 7660	\$14. 5430
Over 15 kW	\$9. 7660 plus \$1. 0200 per kW for each kW in excess of 15 kW.	\$14. 5430 plus \$1. 0200 per kW for each kW in excess of 15 kW.


*Note: kW Load Size, for the determination of the Basic Charge, shall be the average of the two greatest non-zero monthly demands established any time during the 12-month period which includes and ends with the current billing month.

(continued)

Issued: ~~March 27, 2015~~ October 3, 2016
Docket Advice No. UE-~~140762~~152253

Effective: ~~March 31, 2015~~ October 4, 2016

Issued By Pacific Power & Light Company

By:  R. Bryce Dalley

Title: Vice President, Regulation

PACIFIC POWER & LIGHT COMPANY

WN U-75

~~Third-Fourth~~ Revision of Sheet No. 24.2
Canceling ~~Second-Third~~ Revision of Sheet No. 24.2

**Schedule 24
SMALL GENERAL SERVICE**

MONTHLY BILLING: (Continued)

Seasonal Service Basic Charge: (Optional)

Customers qualifying as Seasonal Service in accordance with Rule 1 of this Tariff, have the option of the Company billing the Basic Charge annually with their November bill.

If Annual Load Size* is: _____

The Annual Basic Charge is:

Single-Phase Service,
Annual Any size:

~~\$117.12445.20~~ plus \$12.~~2400~~ per kW of
Load Size in excess of 15 kW.

Three-Phase Service,
Annual Any size:

~~\$174.48471.60~~ plus \$12.~~2400~~ per kW of
Load Size in excess of 15 kW.

*Note: Annual Load Size is the greater of:
The average of the two greatest non-zero monthly demands established anytime during the 12-month period which includes and ends with the November billing month; or applying the motor nameplate horsepower to the Billing Demand Table from Rule 10(a) of this Tariff.

Demand Charge:

No
Charge for the first 15 kW of demand

\$3.~~7064~~ per kW for all kW in excess of 15 kW

Energy Charge:

Base
Rate

10.~~628449~~¢ per kWh for the first 1,000 kWh

7.~~341248~~¢ per kWh for the next 8,000 kWh

6.~~324248~~¢ per kWh for all additional kWh

MINIMUM CHARGE:

The monthly Minimum Charge shall be the Basic Charge. A higher minimum may be required under contract to cover special conditions.

REACTIVE POWER CHARGE:


The maximum 15-minute reactive demand for the month in kilovolt amperes in excess of 40% of the kilowatt demand for the same month will be billed, in addition to the above charges, at ~~5756~~¢ per kvar of such excess reactive demand.

(continued)

Issued: ~~March 27, 2015~~ October 3, 2016
Docket Advice No. UE-~~140762152253~~

Effective: ~~March 31, 2015~~ October 4, 2016

Issued By Pacific Power & Light Company

By:  R. Bryce Dalley

Title: Vice President, Regulation

PACIFIC POWER & LIGHT COMPANY

WN U-75

~~Third-Fourth~~ Revision of Sheet No. 36.1
Canceling ~~Second-Third~~ Revision of Sheet No. 36.1

**Schedule 36
LARGE GENERAL SERVICE – LESS THAN 1,000 KW**

AVAILABLE:

In all territory served by Company in the State of Washington.

APPLICABLE:

To non-residential Customers with electric service loads which have exceeded 100 kW more than once in the preceding 12-month period, but have not exceeded 999 kW more than once in any consecutive 18-month period. And to seasonal Customers, as defined in Rule 1 of this tariff, with electric service loads which have exceeded 200 kW more than once in the preceding 12-month period, but have not exceeded 999 kW more than once in any consecutive 18-month period. In the case that the motor nameplate horsepower rating is used to determine the seasonal Customer's load size, that load size will also be used to determine eligibility for this schedule.

The Company will not switch a Customer between General Service Schedules 24 and 36 more than once in a 12-month period, unless the following exception is met: In the event that a Customer's load increases due to changes in operations, the Company may, at its discretion, place the Consumer on a schedule with a higher demand requirement, if so warranted.

Deliveries at more than one point, or more than one voltage and phase classification, will be separately metered and billed.

This Schedule is not applicable to standby service.

Partial requirements service for loads of less than 1,000 kW will be provided only by application of the provisions of Schedule 33.

MONTHLY BILLING:

The Monthly Billing shall be the sum of the Basic, Demand, Energy, and Reactive Power Charges; plus applicable Metering and Delivery Adjustments. All Monthly Billings shall be adjusted in accordance with Schedule 80.

Basic Charge:

If Load Size* is:

100 kW or less
101 kW - 300 kW
Over 300 kW

The Monthly Basic Charge* is:

~~\$264259~~
~~\$ 9896~~ plus \$1.~~7976~~ per kW
~~\$195492~~ plus \$1.~~4644~~ per kW

*Note: kW Load Size, for the determination of the Basic Charge, shall be the average of the two greatest non-zero monthly demands established any time during the 12-month period which includes and ends with the current billing month. For seasonal Customers, the Load Size will be the greater of this number or the number derived by applying the motor nameplate horsepower to the Billing Demand Table from Rule 10(a) if this tariff.

Demand Charge:


\$5.~~4737~~ per kW for each kW of Billing Demand

(continued)

~~Issued: March 27, 2015~~ October 3, 2016
~~Docket Advice No. UE-140762152253~~

Effective: March 31, 2015 October 4, 2016

Issued By Pacific Power & Light Company

By:  R. Bryce Dalley

Title: Vice President, Regulation

PACIFIC POWER & LIGHT COMPANY

WN U-75

~~Third-Fourth~~ Revision of Sheet No. 36.2
Canceling ~~Second-Third~~ Revision of Sheet No. 36.2

**Schedule 36
LARGE GENERAL SERVICE – LESS THAN 1,000 KW**

Energy Charge:

Base
Rate
5.773679¢ per kWh for the first 40,000 kWh
5.288200¢ per kWh for all additional kWh

MINIMUM CHARGE:

The monthly minimum charge shall be the Basic Charge plus the Demand Charge. A higher minimum may be required under contract to cover special conditions.

REACTIVE POWER CHARGE:

The maximum 15-minute reactive demand for the month in kilovolt amperes in excess of 40% of the kilowatt demand for the same month will be billed, in addition to the above charges, at 5756¢ per kvar of such excess reactive demand.

PRIMARY VOLTAGE METERING AND DELIVERY ADJUSTMENTS:

The above monthly charges are applicable without adjustment for voltage when delivery and metering are at Company's standard secondary voltage.

Metering: For so long as metering voltage is at Company's available primary distribution voltage of 11 kV or greater, the above charges will be reduced by 1.0%.

Delivery: For so long as delivery voltage is at Company's available primary distribution voltage of 11 kV or greater, the total of the above charges will be reduced by 30¢ per kW of load size used for the determination of the Basic Charge billed in the month. A High Voltage Charge of \$60 per month will be added where such deliveries are metered at the delivery voltage.

The reductions of charges herein shall not operate to reduce the minimum charge.

When a new delivery or an increase in capacity for an existing delivery is, at request of Customer, made by means of Company-owned transformers at a voltage other than a locally standard distribution voltage, the above charges for any month will be increased by 30¢ per kW of load size used for the determination of the Basic Charge billed in the month.

Company retains the right to change its line voltage or classifications thereof at any time, and after reasonable advance notice to any Customer affected by such change, such Customer then has the option to take service at the new line voltage or to accept service through transformers to be supplied by Company subject to the voltage adjustments above.

(continued)

Issued: ~~March 27, 2015~~ October 3, 2016
Docket Advice No. UE-140762152253

Effective: ~~March 31, 2015~~ October 4, 2016

Issued By Pacific Power & Light Company

By: R. Bryce Dalley R. Bryce Dalley

Title: Vice President, Regulation

PACIFIC POWER & LIGHT COMPANY

WN U-75

~~Third~~~~Fourth~~ Revision of Sheet No. 40.1
Canceling ~~Second~~~~Third~~ Revision of Sheet No. 40.1

**Schedule 40
AGRICULTURAL PUMPING SERVICE**

AVAILABLE:

In all territory served by Company in the State of Washington.

APPLICABLE:

To Customers desiring service for irrigation and soil drainage pumping installations only. Service furnished under this Schedule will be metered and billed separately at each point of delivery.

MONTHLY BILLING:

Except for November, the monthly billing shall be the sum of the applicable Energy Charges and the Reactive Power Charge. For November, the billing shall be the sum of the Energy Charge, the Reactive Power Charge, and the Load Size Charge. All Monthly Billings shall be adjusted in accordance with Schedule 80.

Load Size Charge:

(Billed once each year, and to be included in the bill for the November billing period.)

<u>If Load Size* is:</u>	<u>Load Size*-Charge is:</u>
Single-phase service,	\$26.0225.64 per kW of Load Size but not less than
\$78.0676.93	
any size:	
Three-phase service:	
50 kW or less	\$26.0225.54 per kW of Load Size but not less than
\$156.12153.22	
51 to 300 kW	\$370362 plus \$18.1047.79 per kW of Load Size
Over 300 kW	\$1,5044,479 plus \$14.1643.92 per kW of Load Size

*Load Size is the average of the two greatest non-zero Monthly kW, as described on Sheet No. 40.2, established during the 12-month period which includes and ends with the November billing month.

Energy Charge:


Base
Rate
~~7.0356.948~~¢ per kWh for all kWh

(continued)

Issued: ~~March 27, 2015~~October 3, 2016
Docket Advice No. UE-~~140762152253~~

Effective: ~~March 31, 2015~~October 4, 2016

Issued By Pacific Power & Light Company

By:  R. Bryce Dalley

Title: Vice President, Regulation

PACIFIC POWER & LIGHT COMPANY

WN U-75

First Second Revision of Sheet No. 40.2
Canceling Original First Revision of Sheet No. 40.2

**Schedule 40
AGRICULTURAL PUMPING SERVICE**

MONTHLY KW:

Monthly kW is the measured kW shown by or computed from the readings of Company's meter, or by appropriate test, for the 15-minute period of Customer's greatest takings during the billing month; provided, however, that for motors 10 hp or less, the Monthly kW may, subject to confirmation by test, be determined from the nameplate hp rating and the following table:

<u>If Motor Size is:</u>	<u>Monthly kW is:</u>
2 HP or less	2 kW
Over 2 through 3 HP	3 kW
Over 3 through 5 HP	5 kW
Over 5 through 7.5 HP	7 kW
Over 7.5 through 10 HP	9 kW

In no case shall the kW of Monthly kW be less than the average kW determined as:

$$\text{Average kW} = \frac{\text{kWh for billing month}}{\text{hours in billing month}}$$

REACTIVE POWER CHARGE:

The maximum 15-minute reactive takings for the billing month in kilovolt-amperes in excess of 40% of the Monthly kW will be billed at ~~5756¢~~ per kvar of such excess reactive takings.

PRIMARY VOLTAGE METERING AND DELIVERY ADJUSTMENTS:

The above monthly charges are applicable without adjustment for voltage when delivery and metering are at Company's standard secondary voltage.

Metering: For so long as metering voltage is at Company's available primary distribution voltage of 11 kV or greater, the above charges will be reduced by 1.0%.

Delivery: For so long as delivery voltage is at Company's available primary distribution voltage of 11 kV or greater, the total of the above charges will be reduced by 30¢ per kW of load size used for the determination of the Basic Charge billed in the month. A High Voltage Charge of \$60 per month will be added where such deliveries are metered at the delivery voltage.

The reductions of charges herein shall not operate to reduce the minimum charge.

When a new delivery or an increase in capacity for an existing delivery is, at request of Customer, made by means of Company-owned transformers at a voltage other than a locally standard distribution voltage, the above charges for any month will be increased by 30¢ per kW of load size used for the determination of the Basic Charge billed in the month.


Company retains the right to change its line voltage or classifications thereof at any time, and after reasonable advance notice to any Customer affected by such change, such Customer then has the option to take service at the new line voltage or to accept service through transformers to be supplied by Company subject to the voltage adjustments above.

(continued)

Issued: ~~February 21, 2012~~ October 3, 2016
Docket Advice No. UE-~~411190152253~~

Effective: ~~June 1, 2012~~ October 4, 2016

Issued By Pacific Power & Light Company

By:  Andrea L. Kelly R. Bryce Dalley Title: Vice President, Regulation

PACIFIC POWER & LIGHT COMPANY

WN U-75

~~Third-Fourth~~ Revision of Sheet No. 48T.1
 Canceling ~~Second-Third~~ Revision of Sheet No. 48T.1

Schedule 48T
LARGE GENERAL SERVICE – METERED TIME OF USE 1,000 KW AND OVER

AVAILABLE:

In all territory served by Company in the State of Washington.

APPLICABLE:

This Schedule is applicable to electric service loads which have exceeded 999 kW in more than one month of any consecutive 18-month period. This schedule will remain applicable until Customer fails to exceed 999 kW for a period of 36 consecutive months. Deliveries at more than one point, or more than one voltage and phase classification, will be separately metered and billed. Service for intermittent, partial requirements, or highly fluctuating loads, or where service is seasonally disconnected during any one-year period will be provided only by special contract for such service. Partial requirements service for loads of 1,000 kW and over will be provided only by application of the provisions of Schedule 47T.

MONTHLY BILLING:

The Monthly Billing shall be the sum of the Basic, Demand, Energy, and Reactive Power Charges. All Monthly Billings shall be adjusted in accordance with Schedule 80.

Basic Charge:

Delivery Service

If Load Size* is:

Secondary

Primary

Primary
 Dedicated
 Facilities
 >30,000 kW

Load Size* ≤ 3,000 kW, per month

~~\$1,4114,386.~~
 00

~~\$1,4431,419.~~
 00

Load Size* > 3,000 kW, per month

~~\$1,7031,675.~~
 00

~~\$1,7361,707.~~
 00

~~\$2,6792,577.00~~

Load Size Charge*

≤3,000 kW, per kW Load Size

\$1.~~1240~~

\$0.~~5756~~

>3,000 kW, per kW Load Size

\$1.~~010.99~~

\$0.~~4645~~

\$0.~~2524~~

Demand Charge:

On-Peak Period Demand

(Monday through Friday:
 6:00 a.m. to 10:00 p.m.)

Per kW for all kW of On-Peak Period Billing

\$7.~~9783~~

\$7.~~7967~~

\$7.~~7462~~

Demand

Energy Charge:

Per kWh

4.~~741663~~¢

4.~~688610~~¢

4.~~649571~~¢

Reactive Power Charge:

Per kVar

\$0.~~5655~~

\$0.~~5554~~

\$0.~~5453~~


(continued)

Issued: ~~March 27, 2015~~ October 3, 2016

Effective: ~~March 31, 2015~~ October 4, 2016

Docket Advice No. UE-~~140762~~152253

Issued By Pacific Power & Light Company

By:  R. Bryce Dalley

Title: Vice President, Regulation

PACIFIC POWER & LIGHT COMPANY

WN U-75

~~Third~~Fourth Revision of Sheet No. 48T.1
Canceling ~~Second~~Third Revision of Sheet No. 48T.1

Schedule 48T

LARGE GENERAL SERVICE – METERED TIME OF USE 1,000 KW AND OVER


*Note: kW Load Size, for the determination of the Basic Charge, shall be the average of the two greatest non-zero monthly demands established any time during the 12-month period which includes and ends with the current billing month.

(continued)

Issued: ~~March 27, 2015~~October 3, 2016
Docket Advice No. UE-~~140762152253~~

Effective: ~~March 31, 2015~~October 4, 2016

Issued By Pacific Power & Light Company

By:  R. Bryce Dalley

Title: Vice President, Regulation

PACIFIC POWER & LIGHT COMPANY

WN U-75

~~Third~~~~Fourth~~ Revision of Sheet No. 51.1
Canceling ~~Second~~~~Third~~ Revision of Sheet No. 51.1

**Schedule 51
STREET LIGHTING SERVICE – COMPANY-OWNED SYSTEM**

AVAILABLE:

In all territory served by the Company in the State of Washington.

APPLICABLE:

To unmetered lighting service provided to municipalities or agencies of municipal, county, state or federal governments for dusk to dawn illumination of public streets, highways and thoroughfares by means of Company owned, operated and maintained street lighting systems controlled by a photoelectric control or time switch.

MONTHLY BILLING:

The Monthly Billing shall be the rate per luminaire as specified in the rate tables below plus applicable adjustments as specified in Schedule 80.

Light-Emitting Diode (LED)				
Compares to HPSV lamp size of (Watts)	100	150	250	400
Lumen Rating (Minimum)	4000	6200	13000	16800
Functional Lighting	\$9. 6448	\$12. 1511.95	\$20. 2019.86	\$25. 4906

High Pressure Sodium Vapor						
Lumen Rating	5,800	9,500	16,000	22,000	27,500	50,000
Watts	70	100	150	200	250	400
Monthly kWh	31	44	64	85	115	176
Functional Lighting – NO NEW SERVICE*	\$ 8. 7257	\$ 10. 4729	\$ 13. 3715	\$ 15. 2704	\$ 19. 3604	\$ 25. 5613
Decorative - Series 1	N/A	\$ 33.2432 -68	\$ 34.4333 -85	N/A	N/A	N/A
Decorative - Series 2	N/A	\$ 25. 8441	\$ 27.0726 -62	N/A	N/A	N/A

* Existing fixtures only. Service is not available for new High Pressure Sodium Vapor Functional lighting under this schedule.

DEFINITIONS:

Functional Lighting: Common less expensive luminaires that may be mounted either on wood, fiberglass or non-decorative metal poles. The Company will maintain a list of functional light fixtures that are available.


Decorative Lighting: More stylish luminaires mounted vertically on decorative metal poles. The Company will maintain a listing of standard decorative street light fixtures that are available under this Electric Service Schedule. Available decorative lighting fixtures are grouped into Decorative Series 1 and Decorative Series 2 according to cost.

(continued)

Issued: ~~March 27, 2015~~ October 3, 2016
Docket Advice No. UE-~~140762152253~~

Effective: ~~March 31, 2015~~ October 4, 2016

Issued By Pacific Power & Light Company

By:  R. Bryce Dalley

Title: Vice President, Regulation

PACIFIC POWER & LIGHT COMPANY

WN U-75

~~Third-Fourth~~ Revision of Sheet No. 52.1
Canceling ~~Second-Third~~ Revision of Sheet No. 52.1

**Schedule 52
STREET LIGHTING SERVICE – COMPANY-OWNED SYSTEM
NO NEW SERVICE**

AVAILABLE:

In all territory served by Company in the State of Washington.

APPLICABLE:

To service furnished by means of Company-owned installations for the lighting of public streets, highways, alleys and under conditions, and for street lights of sizes and types, not specified on other schedules of this tariff. All street lights installed on and after December 28, 1979 shall make use of high-pressure, sodium-vapor luminaires. Company may not be required to furnish service hereunder to other than municipal Customers.

MONTHLY BILLING:

For systems owned, operated and maintained by Company

A flat rate equal to one-twelfth of Company's estimated annual costs for operation, maintenance, fixed charges and depreciation applicable to the street lighting system, including energy costs as follows. All Monthly Billings shall be adjusted in accordance with Schedule 80.

Base

Rate

~~8.336044~~¢ per kWh for dusk to dawn operation

~~9.3288.998~~¢ per kWh for dusk to midnight operation

PROVISIONS:


1. Installation, daily operation, repair and maintenance of lights on this rate schedule will be performed by the Company, providing that the facilities furnished remain readily accessible for maintenance purposes.
2. Inoperable lights will be repaired as soon as reasonably possible, during regular business hours or as allowed by Company's operating schedule and requirements, provided the Company receives notification of inoperable lights from Customer or a member of the public by either notifying Pacific Power's customer service (1-888-221-7070) or www.pacificpower.net/streetlights. Pacific Power's obligation to repair street lights is limited to this tariff.
3. Existing fixtures and facilities that are deemed irreparable will be replaced with comparable fixtures and facilities from the Company's Construction Standards.
4. The Company will, upon written request of Customer, convert existing streetlighting facilities to other types of Company approved facilities. In such event, should the revenue increase, the streetlighting extension allowance defined in Rule 14 Section III.D is applicable only to the increase in annual revenue due to the replacement. If there is no increase in revenue, there is no allowance. The Customer shall advance the estimated cost of all materials and labor associated with installation and removal, less the estimated salvage on the removed facilities, in excess of the applicable allowance.

(continued)

Issued: ~~March 27, 2015~~ October 3, 2016
Docket Advice No. UE-~~140762152253~~

Effective: ~~March 31, 2015~~ October 4, 2016

Issued By Pacific Power & Light Company

By:  R. Bryce Dalley

Title: Vice President, Regulation

PACIFIC POWER & LIGHT COMPANY

WN U-75

~~Second-Third~~ Revision of Sheet No. 53.1
Canceling ~~First-Second~~ Revision of Sheet No. 53.1

**Schedule 53
STREET LIGHTING SERVICE – CUSTOMER-OWNED SYSTEM**

AVAILABLE:

In all territory served by the Company in the State of Washington.

APPLICABLE:

To lighting service provided to municipalities or agencies of municipal, county, state or federal governments for dusk to dawn illumination of public streets, highways and thoroughfares by means of Customer owned street lighting systems controlled by a photoelectric control or time switch.

MONTHLY BILLING:

Energy Only Service – Rate per Luminaire

Energy Only Service includes energy supplied from Company's overhead or underground circuits and does not include any maintenance to Customer's facilities. Maintenance service will be provided only as indicated in the Maintenance Service section below.

The Monthly Billing shall be the rate per luminaire as specified in the rate tables below plus applicable adjustments as specified in Schedule 80.

High Pressure Sodium Vapor						
Lumen Rating	5,800	9,500	16,000	22,000	27,500	50,000
Watts	70	100	150	200	250	400
Monthly kWh	31	44	64	85	115	176
Energy Only Service	\$2.1845	\$3.1004	\$4.5142	\$5.9989	\$8.107. 96	\$12.4019

Metal Halide					
Lumen Rating	9,000	12,000	19,500	32,000	107,800
Watts	100	175	250	400	1000
Monthly kWh	39	68	94	149	354
Energy Only Service	\$2.7574	\$4.7974	\$6.6252	\$10.503 2	\$24.945 2

For non-listed luminaires, the cost will be calculated for 4167 annual hours of operation including applicable loss factors for ballasts and starting aids at the cost per kWh given below.


Non-Listed Luminaire	¢ per kWh
Energy Only Service	7.0456-926 ¢

(continued)

Issued: ~~March 27, 2015~~ October 3, 2016
Docket Advice No. UE-~~140762152253~~

Effective: ~~March 31, 2015~~ October 4, 2016

Issued By Pacific Power & Light Company

By:  R. Bryce Dalley

Title: Vice President, Regulation

PACIFIC POWER & LIGHT COMPANY

WN U-75

~~Second-Third~~ Revision of Sheet No. 54.1
Canceling ~~First-Second~~ Revision of Sheet No. 54.1

**Schedule 54
RECREATIONAL FIELD LIGHTING - RESTRICTED**

AVAILABLE:

In all territory served by Company in the State of Washington.

APPLICABLE:

To schools, governmental agencies and non-profit organizations for service supplied through one meter at one point of delivery and used exclusively for annually recurring seasonal lighting of outdoor athletic or recreational fields. This Schedule is not applicable to any enterprise which is operated for profit. Service for purposes other than recreational field lighting may not be combined with such field lighting for billing purposes under this schedule. At the Customer's option service for recreational field lighting may be taken under Company's applicable General Service Schedule.

MONTHLY BILLING:

The Monthly Billing shall be the sum of the Basic and Energy Charges. All Monthly Billings shall be adjusted in accordance with Schedule 80.

Basic Charge: \$3.~~8075~~ for single-phase service
 \$6.~~8575~~ for three-phase service

Energy Charge:

Base
Rate
8.~~384241~~¢ per kWh for all kWh

MINIMUM CHARGE:

The monthly Minimum Charge shall be the Basic Charge. A higher minimum may be required under contract to cover special conditions.

The Customer shall own all poles, wire and other distribution facilities beyond Company's point of delivery. Company will supply one transformer, or transformer bank, for each athletic or recreational field; any additional transformers required shall be supplied and owned by the Customer. All transformers owned by the Customer must be properly fused and of such types and characteristics as conform to Company's standards. When service is supplied to more than one transformer or transformer bank, Company may meter such an installation at primary voltage.

CONTINUING SERVICE:


Except as specifically provided otherwise, the rates of this tariff are based on continuing service at each service location. Disconnect and reconnect transactions shall not operate to relieve a Customer from monthly minimum charges.

(continued)

Issued: ~~March 27, 2015~~ October 3, 2016
Docket Advice No. UE-~~140762152253~~

Effective: ~~March 31, 2015~~ October 4, 2016

Issued By Pacific Power & Light Company

By:  R. Bryce Dalley

Title: Vice President, Regulation

PACIFIC POWER & LIGHT COMPANY

WN U-75

~~Second-Third~~ Revision of Sheet No. 57.1
Canceling ~~First-Second~~ Revision of Sheet No. 57.1

Schedule 57
MERCURY VAPOR STREET LIGHTING SERVICE – NO NEW SERVICE

AVAILABLE:

In all territory served by Company in the State of Washington.

APPLICABLE:

To service furnished from dusk to dawn for the lighting of public streets, highways, alleys and parks by means of presently-installed mercury vapor street lights. Street lights will be served by either series or multiple circuits as Company may determine. The type and kind of fixtures and supports will be in accordance with Company's specifications. Service includes installation, maintenance, energy, lamp and glassware renewals.

MONTHLY BILLING:

All Monthly Billings shall be adjusted in accordance with Schedule 80.

I. MONTHLY BILLING FOR LIGHTS INSTALLED PRIOR TO JANUARY 11, 1977

A. Company-Owned Overhead System

Street lights supported on distribution type wood poles:

Mercury Vapor Lamps			
Lumen Rating		<u>7000</u>	<u>21000</u>
(Monthly kWh)		(76)	(172)
			<u>55000</u>
			(412)
Rate per Lamp - horizontal		\$10.059-88	<u>\$18.4009</u>
\$37.2136-59			
" " " - vertical		\$9.4327	<u>\$17.1746-88</u> --

Street lights supported on metal poles:


Mercury Vapor Lamps			
Lumen Rating		<u>7000</u>	<u>21000</u>
(Monthly kWh)		(76)	(172)
			<u>55000</u>
			(412)
Rate per Lamp			
On 26-foot poles - horizontal		\$13.1312-94	-- --
" " " " - vertical		\$12.4322	-- --
On 30-foot poles - horizontal		--	\$22.0521-68 --
" " " " - vertical		--	\$20.8550 --
On 33-foot poles - horizontal		--	-- <u>\$40.8924</u>

(continued)

~~Issued: March 27, 2015~~ October 3, 2016
~~Docket Advice No. UE-140762152253~~

Effective: March 31, 2015 October 4, 2016

Issued By Pacific Power & Light Company

By:  R. Bryce Dalley

Title: Vice President, Regulation

PACIFIC POWER & LIGHT COMPANY

WN U-75

~~Second-Third~~ Revision of Sheet No. 57.2
Canceling ~~First-Second~~ Revision of Sheet No. 57.2

Schedule 57

MERCURY VAPOR STREET LIGHTING SERVICE – NO NEW SERVICE

- I. MONTHLY BILLING FOR LIGHTS INSTALLED PRIOR TO JANUARY 11, 1977 (continued)
- B. Company-Owned Underground System

Street lights supported on metal poles:

Mercury Vapor Lamps			
Lumen Rating	<u>7000</u>	<u>21000</u>	<u>55000</u>
(Monthly kWh)	(76)	(172)	(412)
Rate per Lamp			
On 26-foot poles - horizontal	\$ 13.12 42.90	--	--
" " " " - vertical	\$ 12.43 22	--	--
On 30-foot poles - horizontal	--	\$ 21.33 20.98	--
" " " " - vertical	--	\$ 20.13 19.80	--
On 33-foot poles - horizontal	--	--	\$ 40.19 39.52
plus			
Rate per foot of underground cable			
In paved area	\$0.05	\$0.05	\$0.05
In unpaved area	\$0.03	\$0.03	\$0.03

- II. MONTHLY BILLING FOR LIGHTS INSTALLED AFTER JANUARY 11, 1977
- Company-owned, overhead system, mercury-vapor street lights.

Street lights on distribution type wood poles:


Lumen Rating	<u>7000</u>	<u>21000</u>	<u>55000</u>
(Monthly kWh)	(76)	(172)	(412)
Rate per Lamp	\$ 10.50 33	\$ 18.39 08	
	\$ 39.28 38.63		

(continued)

Issued: ~~March 27, 2015~~ October 3, 2016
Docket Advice No. UE-~~140762~~ 152253

Effective: ~~March 31, 2015~~ October 4, 2016

Issued By Pacific Power & Light Company

By:  R. Bryce Dalley

Title: Vice President, Regulation

PACIFIC POWER & LIGHT COMPANY

WN U-75

First Revision to Sheet No. 80.1
Canceling Original Sheet No. 80.1

Schedule 80
SUMMARY OF EFFECTIVE RATE ADJUSTMENTS

The following summarizes the applicability of the Company's adjustment schedules

SUMMARY OF EFFECTIVE RATE ADJUSTMENTS


Schedule	91	92	<u>93</u>	95	98*	191
15	x	x		x	x	x
16	x	x	<u>x</u>	x	x	x
17		x	<u>x</u>	x	x	x
18	x	x	<u>x</u>	x	x	x
24	x	x	<u>x</u>	x	x	x
33	x	x		x	x	x
36	x	x	<u>x</u>	x	x	x
40	x	x	<u>x</u>	x	x	x
47T	x	x		x		x
48T	x	x		x	x	x
51	x	x		x		x
52	x	x		x		x
53	x	x		x		x
54	x	x		x		x
57	x	x		x		x

*Not applicable to all consumers. See Schedule for details.

Issued: March 27, 2015October 3, 2016
Docket Advice No. UE-140762152253

Effective: March 31, 2015October 4, 2016

Issued by Pacific Power & Light Company

By:  R. Bryce Dalley

Title: Vice President, Regulation

**Schedule 93
DECOUPLING REVENUE ADJUSTMENT**

PURPOSE:

This schedule implements an annual rate adjustment mechanism that decouples the recovery of the Company's Commission authorized revenues and establishes a single balancing account for the residential schedules 16, 17, and 18, and separate balancing accounts for Schedules 24, 36, and 40.

APPLICABLE:

To all retail customers taking service under Residential Schedules 16, 17, 18, Small General Service Schedule 24, Large General Service Schedule 36, and Irrigation Schedule 40. This schedule does not apply to Large General Service Schedule 47—Partial Requirement Service Metered Time of Use 1,000 KW and Over, Large General Service Schedule 48—Metered Time of Use 1,000 KW and Over or to Street and Area Light Schedules 15 and 51 through 57. All bills calculated in accordance with the above applicable schedules contained in presently effective Tariff WN. No. U-75 shall have applied an amount equal to the product of all kilowatt-hours of use multiplied by the following cents per kilowatt-hour.

<u>Schedule 16/17/18</u>	<u>0.000 cents</u>
<u>Schedule 24</u>	<u>0.000 cents</u>
<u>Schedule 36</u>	<u>0.000 cents</u>
<u>Schedule 40</u>	<u>0.000 cents</u>

DECOUPLING MECHANISM:

The decoupling mechanism includes a monthly deferral to capture the differences between the allowed and actual decoupled revenue. Decoupled revenue includes all revenue from the applicable rate schedules excluding net power costs and fixed monthly basic charges. The monthly allowed decoupled revenue per customer is determined as follows for each of the applicable rate schedule balancing accounts:

Calculation of Monthly Allowed Decoupled Revenue Per Customer:

Step 1 – Determine the Total Revenue – The Total Revenue will be the revenue for the 12-month period used to set rates for the applicable rate schedules.

Step 2 – Determine Net Power Cost Revenue – Total Net Power Cost Revenue is equal to the total net power cost in rates as approved in UE-140762 or the net power costs in rates from the Company's latest general rate case.

Step 3 – Determine Fixed Basic Charge Revenue –Fixed Basic Charge Revenue is equal to the revenue for the fixed basic charge and the fixed minimum charge for the 12-month period used to set rates.

Step 4 – Determine Allowed Decoupled Revenue – Allowed Decoupled Revenue is equal to the Total Revenue (Step 1) minus Net Power Cost Revenue (Step 2) and minus Fixed Basic Charge Revenue (Step 3).

(continued)

Schedule 93
DECOUPLING REVENUE ADJUSTMENT

DECOUPLING MECHANISM:

Calculation of Monthly Allowed Decoupled Revenue Per Customer: (continued)

Step 5 – Determine the Annual Allowed Decoupled Revenue per Customer – Annual Allowed Decoupled Revenue per Customer is equal to the Allowed Decoupled Revenue (Step 4) divided by the number of customers for the 12-month period used to set rates.

Step 6 – Determine the Monthly Decoupled Revenue per Customer – To determine the Monthly Decoupled Revenue per Customer, the Annual Allowed Decoupled Revenue per Customer (Step 5) is shaped based on the monthly kWh usage in the 12-month period used to set rates. Multiply the resulting monthly percentage of usage by month by the Allowed Decoupled Revenue per Customer to determine the 12 monthly values.

Calculation of Monthly Decoupling Deferral:

Step 7 – Determine Allowed Decoupled Revenue by Month – Multiply the actual number of customers by the applicable Monthly Decoupled Revenue per Customer (Step 6). The result is the Allowed Decoupled Revenue for the applicable month.

Step 8 – Determine the Decoupled Revenue per kWh Rate – Allowed Decoupled Revenue (Step 4) is divided by the annual kWh used to set rates.

Step 9 – Determine Actual Decoupled Revenue – Multiply the Decoupled Revenue per kWh Rate (Step 8) by the actual, non-weather adjusted kWh monthly usage.

Step 10 – The difference between the Actual Decoupled Revenue (Step 9) and the Allowed Decoupled Revenue (Step 6) above is calculated, and the resulting balance is deferred by the Company. Interest on the deferred balance will accrue at the quarterly rate published by the FERC.

EARNINGS TEST:


The Company proposes an earnings test based on the Company's year ended June 30 Commission Basis Report (CBR) operating results, which are filed with the Commission by October 31 of each year. This report is prepared using actual recorded results of electric operations and rate base, adjusted for any material out-of-period, non-operating, nonrecurring, and extraordinary items or any other item that materially distorts reporting period earnings and rate base. The earnings test will be based on return on equity (ROE) before normalizing adjustments, including adjustments to power supply-related revenues and expenses to reflect operations under normal conditions and will exclude any annualizing or pro forma adjustments.

(continued)

Issued: October 3, 2016
Docket No. UE-152253

Effective: October 4, 2016

Issued By Pacific Power & Light Company

By:  R. Bryce Dalley

Title: Vice President, Regulation

Schedule 93
DECOUPLING REVENUE ADJUSTMENTEARNINGS TEST: (continued)

If the CBR ROE exceeds the most recently authorized ROE, the amount of the proposed surcharge (amount transferred to the balancing account) is reduced or eliminated to move the ROE down to, or toward, the Commission-authorized level. Should the Company have a decoupling surcredit balance at year-end, the entire surcredit will be returned to customers. If the CBR-earned ROE exceeds authorized ROE, the surcredit will be increased by one-half the actual ROE in excess of authorized ROE. Should the Company have a decoupling surcharge balance at year-end: 1) if the CBR ROE is less than authorized, no adjustment is made to the surcharge, if any, recorded for the year, 2) if the CBR ROE exceeds authorized, the surcharge recorded for the year will be reduced, or eliminated, by one-half the ROE in excess of authorized.

ANNUAL DECOUPLING RATE ADJUSTMENT:


On or before December 1 each year, the Company will file rate adjustments on this Schedule 93, to become effective February 1 to recover or return to customers the accumulated balances in the deferral accounts for the prior period as approved by the Commission in the final order for Docket No. UE-152253. For the initial year, the deferral period will begin on September 15, 2016. The amount of the deferral that the Company can request to surcharge is subject to the limitation based on the Earnings Test.

Following application of the earnings test, if the deferral balance for any decoupled rate schedule is greater than 2.5% (plus or minus) of the allowed revenue for the rate schedule, then the December 1 filing will include surcharge or surcredit rates on Schedule 93 to recover or refund the full deferral account balance for the rate schedule, subject to a 5% limitation on any surcharge. The 5% limitation will be calculated based on the total normalized revenues for the 12-month period ending June 30 each year. If the calculated percentage is less than the 5% limitation, previous year deferrals in the balancing account will be added to the current year deferral to the extent that the current year deferral remains less than the 5% limitation. Any amounts within the 2.5% (plus or minus) rate trigger or any amount exceeding the 5% limitation will remain in the balancing account for future collection. Interest will accrue on the unamortized balance at the quarterly rate published by the FERC. There is no limitation on the level of surcredits.

Issued: October 3, 2016
Docket No. UE-152253

Effective: October 4, 2016

Issued By Pacific Power & Light Company

By:  R. Bryce Dalley

Title: Vice President, Regulation

ATTACHMENT C

Compliance Tariff Sheets (Clean)

PACIFIC POWER & LIGHT COMPANY

WN U-75

Ninth Revision of Sheet No. INDEX.3
Canceling Eighth Revision of Sheet No. INDEX.3

Tariff Index

Schedule 73	Renewable Energy Rider - Optional Bulk Purchase Option
Schedule 80	Summary of Effective Rate Adjustments
Schedule 91	Surcharge to Fund Low Income Bill Assistance Program
Schedule 92	Deferral Adjustments
Schedule 93	Decoupling Revenue Adjustment
Schedule 95	Renewable Energy Revenue Adjustment
Schedule 96	Renewable Energy Revenue One-Time Credit
Schedule 97	Power Cost Adjustment Mechanism Adjustment
Schedule 98	Adjustment Associated with the Pacific Northwest Electric Power Planning and Conservation Act
Schedule 101	Tax Adjustment Schedule
Schedule 102	Franchise Fee Adjustment Schedule
Schedule 114	Residential Energy Efficiency Rider Optional for Qualifying Low Income Customers
Schedule 118	Home Energy Savings Incentive Program
Schedule 130*	Residential Energy Services - Optional for Qualifying Customers
Schedule 135	Net Metering Service
Schedule 136	Interconnection Tariff
Schedule 140	Non-Residential Energy Efficiency
Schedule 191	System Benefits Charge Adjustment
Schedule 300	Charges as Defined by the Rules and Regulations

(N)


NOTE: *No New Service

(continued)

Issued: October 3, 2016
Docket No. UE-152253

Effective: October 4, 2016

Issued by Pacific Power & Light Company

By:  R. Bryce Dalley

Title: Vice President, Regulation

PACIFIC POWER & LIGHT COMPANY

WN U-75

Fourth Revision of Sheet No. 15.1
Canceling Third Revision of Sheet No. 15.1

**Schedule 15
OUTDOOR AREA LIGHTING SERVICE - NO NEW SERVICE**

AVAILABLE:

In all territory served by Company in the State of Washington.

APPLICABLE:

To all Customers for outdoor area lighting service furnished from dusk to dawn by means of presently-installed Company-owned mercury vapor or high-pressure sodium luminaires which may be served by secondary voltage circuits from Company's existing overhead distribution system. Luminaires shall be mounted on Company-owned wood poles and served in accordance with Company's specifications as to equipment and installation.

MONTHLY BILLING:

All Monthly Billings shall be adjusted in accordance with Schedule 80.

<u>Type of Luminaire</u>	<u>Nominal Lumen Rating</u>	<u>Monthly kWh</u>	<u>Base Rate Per Luminaire</u>	
Mercury Vapor	7,000	76	\$ 10.98	(l)
" "	21,000	172	20.88	(l)
" "	55,000	412	43.21	(l)
High Pressure Sodium				
" " "	5,800	31	\$12.48	(l)
" " "	22,000	85	18.33	(l)
" " "	50,000	176	29.57	(l)

Pole Charge:

A monthly charge of \$1.00 per pole shall be made for each additional pole required in excess of the number of luminaires installed.

PROVISIONS:


- Inoperable lights will be repaired as soon as reasonably possible, during regular business hours or as allowed by Company's operating schedule and requirements, provided the Company receives notification of inoperable lights from Customer or a member of the public by either notifying Pacific Power's customer service (1-888-221-7070) or www.Pacificpower.net/streetlights. Pacific Power's obligation to repair lights is limited to this tariff.
- The Company reserves the right to contract for the maintenance of lighting service provided hereunder.
- Temporary disconnection and subsequent reconnection of electrical service requested by the Customer shall be at the Customer's expense. The Customer may request temporary suspension of power for lighting by written notice. During such periods, the monthly rate will be reduced by the Company's estimated average monthly relamping and energy costs for the luminaire. The facilities may be considered idle and may be removed after 12 months of inactivity. The Company will not be required to reestablish such service under this rate schedule if service has been permanently discontinued by the Customer.

(continued)

Issued: October 3, 2016
Docket No. UE-152253

Effective: October 4, 2016

Issued By Pacific Power & Light Company

By:  R. Bryce Dalley

Title: Vice President, Regulation

PACIFIC POWER & LIGHT COMPANY

WN U-75

Fourth Revision of Sheet No. 16.1
Canceling Third Revision of Sheet No. 16.1

**Schedule 16
RESIDENTIAL SERVICE**

AVAILABLE:

In all territory served by Company in the State of Washington.

APPLICABLE:

To single-family residential Customers only for all single-phase electric requirements when all service is supplied at one point of delivery. For three-phase residential service see Schedule 18.

MONTHLY BILLING:

The Monthly Billing shall be the sum of the Basic and Energy Charges.
All Monthly Billings shall be adjusted in accordance with Schedule 80.

Basic Charge: \$7.75

Energy Charge:

<u>Base</u>		
<u>Rate</u>		
6.548¢	per kWh for the first 600 kWh	
10.350¢	per kWh for all additional kWh	

(I)
(I)

MINIMUM CHARGE:

The monthly Minimum Charge shall be the Basic Charge. A higher minimum may be required under contract to cover special conditions.

CONTINUING SERVICE:

Except as specifically provided otherwise, the rates of this Tariff are based on continuing service at each service location. Disconnect and reconnect transactions shall not operate to relieve a Customer from monthly minimum charges.


RULES AND REGULATIONS:

Service under this Schedule is subject to the General Rules and Regulations contained in the tariff of which this Schedule is a part and to those prescribed by regulatory authorities.

Issued: October 3, 2016
Docket No. UE-152253

Effective: October 4, 2016

Issued By Pacific Power & Light Company

By:  R. Bryce Dalley

Title: Vice President, Regulation

PACIFIC POWER & LIGHT COMPANY

WN U-75

Fourth Revision of Sheet No. 17.1
Canceling Third Revision of Sheet No. 17.1

**Schedule 17
LOW INCOME BILL ASSISTANCE PROGRAM – RESIDENTIAL SERVICE
OPTIONAL FOR QUALIFYING CUSTOMERS**

AVAILABLE:

In all territory served by Company in the State of Washington.

APPLICABLE:

To residential Customers only for all single-phase electric requirements when all service is supplied at one point of delivery. For three-phase residential service see Schedule 18.

MONTHLY BILLING:

The Monthly Billing shall be the sum of the Basic and Energy Charges and the Low Income Energy Credit. All Monthly Billings shall be adjusted in accordance with Schedule 80.

Basic Charge: \$7.75

Energy Charge:

Base

Rate

6.548¢ per kWh for the first 600 kWh (l)
10.350¢ per kWh for all additional kWh (l)

LOW INCOME ENERGY CREDIT*:

The credit amount shall be based on the qualification level for which the customer was certified.

0-75% of Federal Poverty Level(FPL):

(8.508¢) per kWh for all kWh greater than 600 kWh (l)

76-100% of Federal Poverty Level(FPL):

(5.724¢) per kWh for all kWh greater than 600 kWh (l)

101-150% of Federal Poverty Level (FPL):

(3.577¢) per kWh for all kWh greater than 600 kWh (l)

***Note: This credit applies to only the energy usage within the Winter months.
Winter months are defined as November 1 through April 30.**

MINIMUM CHARGE:


The monthly minimum charge shall be the Basic Charge. A higher minimum may be required under contract to cover special conditions.

(continued)

Issued: October 3, 2016
Docket No. UE-152253

Effective: October 4, 2016

Issued By Pacific Power & Light Company

By:  R. Bryce Dalley

Title: Vice President, Regulation

PACIFIC POWER & LIGHT COMPANY

WN U-75

Third Revision of Sheet No. 18.1
Canceling Second Revision of Sheet No. 18.1

**Schedule 18
THREE PHASE RESIDENTIAL SERVICE RIDER**

AVAILABLE:

In all territory served by Company in the State of Washington.

APPLICABLE:

To residential Customers requiring three-phase service whose single-phase requirements are or will be supplied under any residential schedule contained in this Tariff. Three-phase service will be supplied only when service is available from Company's presently existing facilities, or where such facilities can be installed under Company's Line Extension Rules, and in any event, only when deliveries can be made by using one service for Customer's single-phase and three-phase requirements.

MONTHLY BILLING:

The Monthly Billing shall be the sum of the Demand Charge, and the Basic and Energy Charges of the Residential Schedule 16. All Monthly Billings shall be adjusted in accordance with Schedule 80.

Demand Charge: Applicable only to Customer's three-phase Demand:

\$1.74 for each kW of Demand, but not less than
\$3.40 minimum demand charge.

(l)
(l)

MINIMUM CHARGE:

The monthly Minimum Charge shall be the Basic Charge specified on Residential Schedule 16, plus the demand charge herein. A higher minimum may be required under contract to cover special conditions.

DEMAND:

Applicable only to the Customer's three-phase demand.

The kW shown by or computed from the readings of Company's demand meter, for the 15-minute period of Customer's greatest use during the month, determined to the nearest whole kW.

SPECIAL CONDITIONS:


The customer shall so arrange his wiring as to make possible the separate metering of the three-phase demand at a location adjacent to the kWh meter. If, on October 11, 1975, any present customer's wiring was arranged only for combined single and three-phase demand measurement, and continues to be so arranged, such demands will be metered and billed hereunder except that the first 10 kW of such combined demand will be deducted before applying demand charges for three-phase service. No new combined demand installations will be allowed such a demand deduction.

(continued)

Issued: October 3, 2016
Docket No. UE-152253

Effective: October 4, 2016

Issued By Pacific Power & Light Company

By:  R. Bryce Dalley

Title: Vice President, Regulation

PACIFIC POWER & LIGHT COMPANY

WN U-75

Fourth Revision of Sheet No. 24.1
Canceling Third Revision of Sheet No. 24.1

**Schedule 24
SMALL GENERAL SERVICE**

AVAILABLE:

In all territory served by Company in the State of Washington.

APPLICABLE:

To non-residential Customers whose entire requirements are supplied hereunder with electric service loads which have not exceeded 100 kW more than once in the preceding 12-month period, or with seven months or less of service, whose loads have not registered more than 100 kW. And to seasonal Customers, as defined in Rule 1 of this tariff, with electric service loads which have not exceeded 200 kW more than once in the preceding 12-month period, or with seven months or less of service, whose loads have not registered more than 200 kW. In the case that the motor nameplate horsepower rating is used to determine the seasonal Customer's annual load size, that load size will also be used to determine eligibility for this schedule.

The Company will not switch a Customer between General Service Schedules 24 and 36 more than once in a 12-month period, unless the following exception is met: In the event that a Customer's load increases due to changes in operations, the Company may, at its discretion, place the Customer on a schedule with a higher demand requirement, if so warranted.

Deliveries at more than one point, or more than one voltage and phase classification, will be separately metered and billed.

Emergency, Seasonal, and Remote Service will be furnished by contract in accordance with Rule 2 of this Tariff.

This Schedule is not applicable to standby service.

MONTHLY BILLING:

The Monthly Billing shall be the sum of the Basic, Demand, Energy, and Reactive Power Charges. All Monthly Billings shall be adjusted in accordance with Schedule 80.

Basic Charge:

If Load Size* is:

The Monthly Basic Charge* is:

	<u>Single Phase</u>	<u>Three Phase</u>	
15 kW or less	\$9.76	\$14.54	(I)
Over 15 kW	\$9.76 plus \$1.02 per kW for each kW in excess of 15 kW.	\$14.54 plus \$1.02 per kW for each kW in excess of 15 kW.	(I)


*Note: kW Load Size, for the determination of the Basic Charge, shall be the average of the two greatest non-zero monthly demands established any time during the 12-month period which includes and ends with the current billing month.

(continued)

Issued: October 3, 2016
Docket No. UE-152253

Effective: October 4, 2016

Issued By Pacific Power & Light Company

By:  R. Bryce Dalley

Title: Vice President, Regulation

PACIFIC POWER & LIGHT COMPANY

WN U-75

Fourth Revision of Sheet No. 24.2
Canceling Third Revision of Sheet No. 24.2

**Schedule 24
SMALL GENERAL SERVICE**

MONTHLY BILLING: (Continued)

Seasonal Service Basic Charge: (Optional)

Customers qualifying as Seasonal Service in accordance with Rule 1 of this Tariff, have the option of the Company billing the Basic Charge annually with their November bill.

If Annual Load Size* is: _____

The Annual Basic Charge is:

Single-Phase Service,
Annual Any size:

\$117.12 plus \$12.24 per kW of
Load Size in excess of 15 kW.

(I)

Three-Phase Service,
Annual Any size:

\$174.48 plus \$12.24 per kW of
Load Size in excess of 15 kW.

(I)

*Note: Annual Load Size is the greater of:
The average of the two greatest non-zero monthly demands established anytime during the 12-month period which includes and ends with the November billing month; or applying the motor nameplate horsepower to the Billing Demand Table from Rule 10(a) of this Tariff.

Demand Charge:

No
Charge for the first 15 kW of demand

\$3.70 per kW for all kW in excess of 15 kW

(I)

Energy Charge:

Base
Rate

10.628¢ per kWh for the first 1,000 kWh

(I)

7.341¢ per kWh for the next 8,000 kWh

(I)

6.324¢ per kWh for all additional kWh

(I)

MINIMUM CHARGE:

The monthly Minimum Charge shall be the Basic Charge. A higher minimum may be required under contract to cover special conditions.

REACTIVE POWER CHARGE:

The maximum 15-minute reactive demand for the month in kilovolt amperes in excess of 40% of the kilowatt demand for the same month will be billed, in addition to the above charges, at 57¢ per kvar of such excess reactive demand.

(I)


(continued)

Issued: October 3, 2016

Effective: October 4, 2016

Docket No. UE-152253

Issued By Pacific Power & Light Company

By:  R. Bryce Dalley

Title: Vice President, Regulation

PACIFIC POWER & LIGHT COMPANY

WN U-75

Fourth Revision of Sheet No. 36.1
Canceling Third Revision of Sheet No. 36.1

**Schedule 36
LARGE GENERAL SERVICE – LESS THAN 1,000 KW**

AVAILABLE:

In all territory served by Company in the State of Washington.

APPLICABLE:

To non-residential Customers with electric service loads which have exceeded 100 kW more than once in the preceding 12-month period, but have not exceeded 999 kW more than once in any consecutive 18-month period. And to seasonal Customers, as defined in Rule 1 of this tariff, with electric service loads which have exceeded 200 kW more than once in the preceding 12-month period, but have not exceeded 999 kW more than once in any consecutive 18-month period. In the case that the motor nameplate horsepower rating is used to determine the seasonal Customer's load size, that load size will also be used to determine eligibility for this schedule.

The Company will not switch a Customer between General Service Schedules 24 and 36 more than once in a 12-month period, unless the following exception is met: In the event that a Customer's load increases due to changes in operations, the Company may, at its discretion, place the Consumer on a schedule with a higher demand requirement, if so warranted.

Deliveries at more than one point, or more than one voltage and phase classification, will be separately metered and billed.

This Schedule is not applicable to standby service.

Partial requirements service for loads of less than 1,000 kW will be provided only by application of the provisions of Schedule 33.

MONTHLY BILLING:

The Monthly Billing shall be the sum of the Basic, Demand, Energy, and Reactive Power Charges; plus applicable Metering and Delivery Adjustments. All Monthly Billings shall be adjusted in accordance with Schedule 80.

Basic Charge:

If Load Size* is:

100 kW or less
101 kW - 300 kW
Over 300 kW

The Monthly Basic Charge* is:

\$264
\$ 98 plus \$1.79 per kW
\$195 plus \$1.46 per kW

(I)
(I)
(I)

*Note:

kW Load Size, for the determination of the Basic Charge, shall be the average of the two greatest non-zero monthly demands established any time during the 12-month period which includes and ends with the current billing month. For seasonal Customers, the Load Size will be the greater of this number or the number derived by applying the motor nameplate horsepower to the Billing Demand Table from Rule 10(a) if this tariff.

Demand Charge:

\$5.47 per kW for each kW of Billing Demand


(I)

(continued)

Issued: October 3, 2016
Docket No. UE-152253

Effective: October 4, 2016

Issued By Pacific Power & Light Company

By:  R. Bryce Dalley

Title: Vice President, Regulation

PACIFIC POWER & LIGHT COMPANY

WN U-75

Fourth Revision of Sheet No. 36.2
Canceling Third Revision of Sheet No. 36.2

**Schedule 36
LARGE GENERAL SERVICE – LESS THAN 1,000 KW**

Energy Charge:

Base			
<u>Rate</u>			
5.773¢	per kWh for the first 40,000 kWh		(l)
5.288¢	per kWh for all additional kWh		(l)

MINIMUM CHARGE:

The monthly minimum charge shall be the Basic Charge plus the Demand Charge. A higher minimum may be required under contract to cover special conditions.

REACTIVE POWER CHARGE:

The maximum 15-minute reactive demand for the month in kilovolt amperes in excess of 40% of the kilowatt demand for the same month will be billed, in addition to the above charges, at 57¢ per kvar of such excess reactive demand. (l)

PRIMARY VOLTAGE METERING AND DELIVERY ADJUSTMENTS:

The above monthly charges are applicable without adjustment for voltage when delivery and metering are at Company's standard secondary voltage.

Metering: For so long as metering voltage is at Company's available primary distribution voltage of 11 kV or greater, the above charges will be reduced by 1.0%.

Delivery: For so long as delivery voltage is at Company's available primary distribution voltage of 11 kV or greater, the total of the above charges will be reduced by 30¢ per kW of load size used for the determination of the Basic Charge billed in the month. A High Voltage Charge of \$60 per month will be added where such deliveries are metered at the delivery voltage.

The reductions of charges herein shall not operate to reduce the minimum charge.

When a new delivery or an increase in capacity for an existing delivery is, at request of Customer, made by means of Company-owned transformers at a voltage other than a locally standard distribution voltage, the above charges for any month will be increased by 30¢ per kW of load size used for the determination of the Basic Charge billed in the month.


Company retains the right to change its line voltage or classifications thereof at any time, and after reasonable advance notice to any Customer affected by such change, such Customer then has the option to take service at the new line voltage or to accept service through transformers to be supplied by Company subject to the voltage adjustments above.

(continued)

Issued: October 3, 2016
Docket No. UE-152253

Effective: October 4, 2016

Issued By Pacific Power & Light Company

By:  R. Bryce Dalley

Title: Vice President, Regulation

PACIFIC POWER & LIGHT COMPANY

WN U-75

Fourth Revision of Sheet No. 40.1
Canceling Third Revision of Sheet No. 40.1

**Schedule 40
AGRICULTURAL PUMPING SERVICE**

AVAILABLE:

In all territory served by Company in the State of Washington.

APPLICABLE:

To Customers desiring service for irrigation and soil drainage pumping installations only. Service furnished under this Schedule will be metered and billed separately at each point of delivery.

MONTHLY BILLING:

Except for November, the monthly billing shall be the sum of the applicable Energy Charges and the Reactive Power Charge. For November, the billing shall be the sum of the Energy Charge, the Reactive Power Charge, and the Load Size Charge. All Monthly Billings shall be adjusted in accordance with Schedule 80.

Load Size Charge:

(Billed once each year, and to be included in the bill for the November billing period.)

If Load Size* is:

Load Size*-Charge is:

Single-phase service,
any size:

\$26.02 per kW of Load Size but not less than \$78.06

(I)

Three-phase service:

50 kW or less

\$26.02 per kW of Load Size but not less than \$156.12

(I)

51 to 300 kW

\$370 plus \$18.10 per kW of Load Size

(I)

Over 300 kW

\$1,504 plus \$14.16 per kW of Load Size

(I)

*Load Size is the average of the two greatest non-zero Monthly kW, as described on Sheet No. 40.2, established during the 12-month period which includes and ends with the November billing month.

Energy Charge:

Base

Rate

7.035¢ per kWh for all kWh

(I)


(continued)

Issued: October 3, 2016

Effective: October 4, 2016

Docket No. UE-152253

Issued By Pacific Power & Light Company

By:  R. Bryce Dalley

Title: Vice President, Regulation

PACIFIC POWER & LIGHT COMPANY

WN U-75

Second Revision of Sheet No. 40.2
Canceling First Revision of Sheet No. 40.2

**Schedule 40
AGRICULTURAL PUMPING SERVICE**

MONTHLY KW:

Monthly kW is the measured kW shown by or computed from the readings of Company's meter, or by appropriate test, for the 15-minute period of Customer's greatest takings during the billing month; provided, however, that for motors 10 hp or less, the Monthly kW may, subject to confirmation by test, be determined from the nameplate hp rating and the following table:

<u>If Motor Size is:</u>	<u>Monthly kW is:</u>
2 HP or less	2 kW
Over 2 through 3 HP	3 kW
Over 3 through 5 HP	5 kW
Over 5 through 7.5 HP	7 kW
Over 7.5 through 10 HP	9 kW

In no case shall the kW of Monthly kW be less than the average kW determined as:

$$\text{Average kW} = \frac{\text{kWh for billing month}}{\text{hours in billing month}}$$

REACTIVE POWER CHARGE:

The maximum 15-minute reactive takings for the billing month in kilovolt-amperes in excess of 40% of the Monthly kW will be billed at 57¢ per kvar of such excess reactive takings.

(l)

PRIMARY VOLTAGE METERING AND DELIVERY ADJUSTMENTS:

The above monthly charges are applicable without adjustment for voltage when delivery and metering are at Company's standard secondary voltage.

Metering: For so long as metering voltage is at Company's available primary distribution voltage of 11 kV or greater, the above charges will be reduced by 1.0%.

Delivery: For so long as delivery voltage is at Company's available primary distribution voltage of 11 kV or greater, the total of the above charges will be reduced by 30¢ per kW of load size used for the determination of the Basic Charge billed in the month. A High Voltage Charge of \$60 per month will be added where such deliveries are metered at the delivery voltage.

The reductions of charges herein shall not operate to reduce the minimum charge.

When a new delivery or an increase in capacity for an existing delivery is, at request of Customer, made by means of Company-owned transformers at a voltage other than a locally standard distribution voltage, the above charges for any month will be increased by 30¢ per kW of load size used for the determination of the Basic Charge billed in the month.

Company retains the right to change its line voltage or classifications thereof at any time, and after reasonable advance notice to any Customer affected by such change, such Customer then has the option to take service at the new line voltage or to accept service through transformers to be supplied by Company subject to the voltage adjustments above.

(continued)

Issued: October 3, 2016
Docket No. UE-152253

Effective: October 4, 2016

Issued By Pacific Power & Light Company

By:  R. Bryce Dalley

Title: Vice President, Regulation

PACIFIC POWER & LIGHT COMPANY

WN U-75

Fourth Revision of Sheet No. 48T.1
Canceling Third Revision of Sheet No. 48T.1

Schedule 48T

LARGE GENERAL SERVICE – METERED TIME OF USE 1,000 KW AND OVER

AVAILABLE:

In all territory served by Company in the State of Washington.

APPLICABLE:

This Schedule is applicable to electric service loads which have exceeded 999 kW in more than one month of any consecutive 18-month period. This schedule will remain applicable until Customer fails to exceed 999 kW for a period of 36 consecutive months. Deliveries at more than one point, or more than one voltage and phase classification, will be separately metered and billed. Service for intermittent, partial requirements, or highly fluctuating loads, or where service is seasonally disconnected during any one-year period will be provided only by special contract for such service. Partial requirements service for loads of 1,000 kW and over will be provided only by application of the provisions of Schedule 47T.

MONTHLY BILLING:

The Monthly Billing shall be the sum of the Basic, Demand, Energy, and Reactive Power Charges. All Monthly Billings shall be adjusted in accordance with Schedule 80.

Basic Charge:

Delivery Service

If Load Size* is:

Secondary

Primary

Primary
Dedicated
Facilities
>30,000 kW

Load Size* ≤ 3,000 kW, per month

\$1,411.00

\$1,443.00

(l)

Load Size* > 3,000 kW, per month

\$1,703.00

\$1,736.00

\$2,679.00

(l)

Load Size Charge*

≤3,000 kW, per kW Load Size

\$1.12

\$0.57

(l)

>3,000 kW, per kW Load Size

\$1.01

\$0.46

\$0.25

(l)

Demand Charge:

On-Peak Period Demand

(Monday through Friday:

6:00 a.m. to 10:00 p.m.)

Per kW for all kW of On-Peak Period Billing

\$7.97

\$7.79

\$7.74

(l)

Demand

Energy Charge:

4.741¢

4.688¢

4.649¢

(l)

Per kWh

Reactive Power Charge:

\$0.56

\$0.55

\$0.54

(l)

Per kVar

*Note: kW Load Size, for the determination of the Basic Charge, shall be the average of the two greatest non-zero monthly demands established any time during the 12-month period which includes and ends with the current billing month.


(continued)

Issued: October 3, 2016

Effective: October 4, 2016

Docket No. UE-152253

Issued By Pacific Power & Light Company

By:  R. Bryce Dalley

Title: Vice President, Regulation

PACIFIC POWER & LIGHT COMPANY

WN U-75

Fourth Revision of Sheet No. 51.1
Canceling Third Revision of Sheet No. 51.1

Schedule 51 STREET LIGHTING SERVICE – COMPANY-OWNED SYSTEM

AVAILABLE:

In all territory served by the Company in the State of Washington.

APPLICABLE:

To unmetered lighting service provided to municipalities or agencies of municipal, county, state or federal governments for dusk to dawn illumination of public streets, highways and thoroughfares by means of Company owned, operated and maintained street lighting systems controlled by a photoelectric control or time switch.

MONTHLY BILLING:

The Monthly Billing shall be the rate per luminaire as specified in the rate tables below plus applicable adjustments as specified in Schedule 80.

Light-Emitting Diode (LED)				
Compares to HPSV lamp size of (Watts)	100	150	250	400
Lumen Rating (Minimum)	4000	6200	13000	16800
Functional Lighting	\$9.64	\$12.15	\$20.20	\$25.49

(l)

High Pressure Sodium Vapor						
Lumen Rating	5,800	9,500	16,000	22,000	27,500	50,000
Watts	70	100	150	200	250	400
Monthly kWh	31	44	64	85	115	176
Functional Lighting – NO NEW SERVICE*	\$ 8.72	\$ 10.47	\$ 13.37	\$ 15.27	\$ 19.36	\$ 25.56
Decorative - Series 1	N/A	\$ 33.24	\$ 34.43	N/A	N/A	N/A
Decorative - Series 2	N/A	\$ 25.84	\$ 27.07	N/A	N/A	N/A

(l)

(l)

(l)

* Existing fixtures only. Service is not available for new High Pressure Sodium Vapor Functional lighting under this schedule.

DEFINITIONS:

Functional Lighting: Common less expensive luminaires that may be mounted either on wood, fiberglass or non-decorative metal poles. The Company will maintain a list of functional light fixtures that are available.


Decorative Lighting: More stylish luminaires mounted vertically on decorative metal poles. The Company will maintain a listing of standard decorative street light fixtures that are available under this Electric Service Schedule. Available decorative lighting fixtures are grouped into Decorative Series 1 and Decorative Series 2 according to cost.

(continued)

Issued: October 3, 2016
Docket No. UE-152253

Effective: October 4, 2016

Issued By Pacific Power & Light Company

By:  R. Bryce Dalley

Title: Vice President, Regulation

PACIFIC POWER & LIGHT COMPANY

WN U-75

Fourth Revision of Sheet No. 52.1
Canceling Third Revision of Sheet No. 52.1

**Schedule 52
STREET LIGHTING SERVICE – COMPANY-OWNED SYSTEM
NO NEW SERVICE**

AVAILABLE:

In all territory served by Company in the State of Washington.

APPLICABLE:

To service furnished by means of Company-owned installations for the lighting of public streets, highways, alleys and under conditions, and for street lights of sizes and types, not specified on other schedules of this tariff. All street lights installed on and after December 28, 1979 shall make use of high-pressure, sodium-vapor luminaires. Company may not be required to furnish service hereunder to other than municipal Customers.

MONTHLY BILLING:

For systems owned, operated and maintained by Company

A flat rate equal to one-twelfth of Company's estimated annual costs for operation, maintenance, fixed charges and depreciation applicable to the street lighting system, including energy costs as follows. All Monthly Billings shall be adjusted in accordance with Schedule 80.

<u>Base</u>		
<u>Rate</u>		
8.336¢	per kWh for dusk to dawn operation	
9.328¢	per kWh for dusk to midnight operation	

(I)
(I)

PROVISIONS:


1. Installation, daily operation, repair and maintenance of lights on this rate schedule will be performed by the Company, providing that the facilities furnished remain readily accessible for maintenance purposes.
2. Inoperable lights will be repaired as soon as reasonably possible, during regular business hours or as allowed by Company's operating schedule and requirements, provided the Company receives notification of inoperable lights from Customer or a member of the public by either notifying Pacific Power's customer service (1-888-221-7070) or www.pacificpower.net/streetlights. Pacific Power's obligation to repair street lights is limited to this tariff.
3. Existing fixtures and facilities that are deemed irreparable will be replaced with comparable fixtures and facilities from the Company's Construction Standards.
4. The Company will, upon written request of Customer, convert existing streetlighting facilities to other types of Company approved facilities. In such event, should the revenue increase, the streetlighting extension allowance defined in Rule 14 Section III.D is applicable only to the increase in annual revenue due to the replacement. If there is no increase in revenue, there is no allowance. The Customer shall advance the estimated cost of all materials and labor associated with installation and removal, less the estimated salvage on the removed facilities, in excess of the applicable allowance.

(continued)

Issued: October 3, 2016
Docket No. UE-152253

Effective: October 4, 2016

Issued By Pacific Power & Light Company

By:  R. Bryce Dalley

Title: Vice President, Regulation

PACIFIC POWER & LIGHT COMPANY

WN U-75

Third Revision of Sheet No. 53.1
Canceling Second Revision of Sheet No. 53.1

**Schedule 53
STREET LIGHTING SERVICE – CUSTOMER-OWNED SYSTEM**

AVAILABLE:

In all territory served by the Company in the State of Washington.

APPLICABLE:

To lighting service provided to municipalities or agencies of municipal, county, state or federal governments for dusk to dawn illumination of public streets, highways and thoroughfares by means of Customer owned street lighting systems controlled by a photoelectric control or time switch.

MONTHLY BILLING:

Energy Only Service – Rate per Luminaire

Energy Only Service includes energy supplied from Company's overhead or underground circuits and does not include any maintenance to Customer's facilities. Maintenance service will be provided only as indicated in the Maintenance Service section below.

The Monthly Billing shall be the rate per luminaire as specified in the rate tables below plus applicable adjustments as specified in Schedule 80.

High Pressure Sodium Vapor						
Lumen Rating	5,800	9,500	16,000	22,000	27,500	50,000
Watts	70	100	150	200	250	400
Monthly kWh	31	44	64	85	115	176
Energy Only Service	\$2.18	\$3.10	\$4.51	\$5.99	\$8.10	\$12.40

(l)

Metal Halide					
Lumen Rating	9,000	12,000	19,500	32,000	107,800
Watts	100	175	250	400	1000
Monthly kWh	39	68	94	149	354
Energy Only Service	\$2.75	\$4.79	\$6.62	\$10.50	\$24.94

(l)

For non-listed luminaires, the cost will be calculated for 4167 annual hours of operation including applicable loss factors for ballasts and starting aids at the cost per kWh given below.

Non-Listed Luminaire	¢ per kWh
Energy Only Service	7.045¢


(l)

(continued)

Issued: October 3, 2016
Docket No. UE-152253

Effective: October 4, 2016

Issued By Pacific Power & Light Company

By:  R. Bryce Dalley

Title: Vice President, Regulation

PACIFIC POWER & LIGHT COMPANY

WN U-75

Third Revision of Sheet No. 54.1
Canceling Second Revision of Sheet No. 54.1

**Schedule 54
RECREATIONAL FIELD LIGHTING - RESTRICTED**

AVAILABLE:

In all territory served by Company in the State of Washington.

APPLICABLE:

To schools, governmental agencies and non-profit organizations for service supplied through one meter at one point of delivery and used exclusively for annually recurring seasonal lighting of outdoor athletic or recreational fields. This Schedule is not applicable to any enterprise which is operated for profit. Service for purposes other than recreational field lighting may not be combined with such field lighting for billing purposes under this schedule. At the Customer's option service for recreational field lighting may be taken under Company's applicable General Service Schedule.

MONTHLY BILLING:

The Monthly Billing shall be the sum of the Basic and Energy Charges. All Monthly Billings shall be adjusted in accordance with Schedule 80.

<u>Basic Charge:</u>	\$3.80	for single-phase service	(I)
	\$6.85	for three-phase service	(I)

Energy Charge:

<u>Base Rate</u>			
8.384¢	per kWh	for all kWh	(I)

MINIMUM CHARGE:

The monthly Minimum Charge shall be the Basic Charge. A higher minimum may be required under contract to cover special conditions.

The Customer shall own all poles, wire and other distribution facilities beyond Company's point of delivery. Company will supply one transformer, or transformer bank, for each athletic or recreational field; any additional transformers required shall be supplied and owned by the Customer. All transformers owned by the Customer must be properly fused and of such types and characteristics as conform to Company's standards. When service is supplied to more than one transformer or transformer bank, Company may meter such an installation at primary voltage.

CONTINUING SERVICE:


Except as specifically provided otherwise, the rates of this tariff are based on continuing service at each service location. Disconnect and reconnect transactions shall not operate to relieve a Customer from monthly minimum charges.

(continued)

Issued: October 3, 2016
Docket No. UE-152253

Effective: October 4, 2016

Issued By Pacific Power & Light Company

By:  R. Bryce Dalley

Title: Vice President, Regulation

PACIFIC POWER & LIGHT COMPANY

WN U-75

Third Revision of Sheet No. 57.1
Canceling Second Revision of Sheet No. 57.1

Schedule 57

MERCURY VAPOR STREET LIGHTING SERVICE – NO NEW SERVICE

AVAILABLE:

In all territory served by Company in the State of Washington.

APPLICABLE:

To service furnished from dusk to dawn for the lighting of public streets, highways, alleys and parks by means of presently-installed mercury vapor street lights. Street lights will be served by either series or multiple circuits as Company may determine. The type and kind of fixtures and supports will be in accordance with Company's specifications. Service includes installation, maintenance, energy, lamp and glassware renewals.

MONTHLY BILLING:

All Monthly Billings shall be adjusted in accordance with Schedule 80.

I. MONTHLY BILLING FOR LIGHTS INSTALLED PRIOR TO JANUARY 11, 1977

A. Company-Owned Overhead System

Street lights supported on distribution type wood poles:

Mercury Vapor Lamps				
Lumen Rating	<u>7000</u>	<u>21000</u>	<u>55000</u>	
(Monthly kWh)	(76)	(172)	(412)	
Rate per Lamp - horizontal	\$10.05	\$18.40	\$37.21	(I)
" " " - vertical	\$9.43	\$17.17	--	(I)

Street lights supported on metal poles:

Mercury Vapor Lamps				
Lumen Rating	<u>7000</u>	<u>21000</u>	<u>55000</u>	
(Monthly kWh)	(76)	(172)	(412)	
Rate per Lamp				
On 26-foot poles - horizontal	\$13.13	--	--	(I)
" " " " - vertical	\$12.43	--	--	(I)
On 30-foot poles - horizontal	--	\$22.05	--	(I)
" " " " - vertical	--	\$20.85	--	(I)
On 33-foot poles - horizontal	--	--	\$40.89	(I)

(continued)

Issued: October 3, 2016
Docket No. UE-152253

Effective: October 4, 2016

Issued By Pacific Power & Light Company

By: R. Bryce Dalley R. Bryce Dalley

Title: Vice President, Regulation

PACIFIC POWER & LIGHT COMPANY

WN U-75

Third Revision of Sheet No. 57.2
Canceling Second Revision of Sheet No. 57.2

Schedule 57

MERCURY VAPOR STREET LIGHTING SERVICE – NO NEW SERVICE

- I. MONTHLY BILLING FOR LIGHTS INSTALLED PRIOR TO JANUARY 11, 1977 (continued)
- B. Company-Owned Underground System

Street lights supported on metal poles:

Mercury Vapor Lamps				
Lumen Rating	<u>7000</u>	<u>21000</u>	<u>55000</u>	
(Monthly kWh)	(76)	(172)	(412)	
Rate per Lamp				
On 26-foot poles - horizontal	\$13.12	--	--	(l)
" " " " - vertical	\$12.43	--	--	(l)
On 30-foot poles - horizontal	--	\$21.33	--	(l)
" " " " - vertical	--	\$20.13	--	(l)
On 33-foot poles - horizontal	--	--	\$40.19	(l)
plus				
Rate per foot of underground cable				
In paved area	\$0.05	\$0.05	\$0.05	
In unpaved area	\$0.03	\$0.03	\$0.03	

- II. MONTHLY BILLING FOR LIGHTS INSTALLED AFTER JANUARY 11, 1977
- Company-owned, overhead system, mercury-vapor street lights.


Street lights on distribution type wood poles:				
Lumen Rating	<u>7000</u>	<u>21000</u>	<u>55000</u>	
(Monthly kWh)	(76)	(172)	(412)	
Rate per Lamp	\$10.50	\$18.39	\$39.28	(l)

(continued)

Issued: October 3, 2016
Docket No. UE-152253

Effective: October 4, 2016

Issued By Pacific Power & Light Company

By:  R. Bryce Dalley

Title: Vice President, Regulation

PACIFIC POWER & LIGHT COMPANY

WN U-75

First Revision to Sheet No. 80.1
Canceling Original Sheet No. 80.1

Schedule 80
SUMMARY OF EFFECTIVE RATE ADJUSTMENTS

The following summarizes the applicability of the Company's adjustment schedules

SUMMARY OF EFFECTIVE RATE ADJUSTMENTS


Schedule	91	92	93	95	98*	191	
15	x	x		x	x	x	(N)
16	x	x	x	x	x	x	(N)
17		x	x	x	x	x	(N)
18	x	x	x	x	x	x	(N)
24	x	x	x	x	x	x	(N)
33	x	x		x	x	x	
36	x	x	x	x	x	x	(N)
40	x	x	x	x	x	x	(N)
47T	x	x		x		x	
48T	x	x		x	x	x	
51	x	x		x		x	
52	x	x		x		x	
53	x	x		x		x	
54	x	x		x		x	
57	x	x		x		x	

*Not applicable to all consumers. See Schedule for details.

Issued: October 3, 2016
Docket No. UE-152253

Effective: October 4, 2016

Issued by Pacific Power & Light Company

By:  R. Bryce Dalley

Title: Vice President, Regulation

**Schedule 93
DECOUPLING REVENUE ADJUSTMENT**

(N)

PURPOSE:

This schedule implements an annual rate adjustment mechanism that decouples the recovery of the Company's Commission authorized revenues and establishes a single balancing account for the residential schedules 16, 17, and 18, and separate balancing accounts for Schedules 24, 36, and 40.

APPLICABLE:

To all retail customers taking service under Residential Schedules 16, 17, 18, Small General Service Schedule 24, Large General Service Schedule 36, and Irrigation Schedule 40. This schedule does not apply to Large General Service Schedule 47—Partial Requirement Service Metered Time of Use 1,000 KW and Over, Large General Service Schedule 48—Metered Time of Use 1,000 KW and Over or to Street and Area Light Schedules 15 and 51 through 57. All bills calculated in accordance with the above applicable schedules contained in presently effective Tariff WN. No. U-75 shall have applied an amount equal to the product of all kilowatt-hours of use multiplied by the following cents per kilowatt-hour.

Schedule 16/17/18	0.000 cents
Schedule 24	0.000 cents
Schedule 36	0.000 cents
Schedule 40	0.000 cents

DECOUPLING MECHANISM:

The decoupling mechanism includes a monthly deferral to capture the differences between the allowed and actual decoupled revenue. Decoupled revenue includes all revenue from the applicable rate schedules excluding net power costs and fixed monthly basic charges. The monthly allowed decoupled revenue per customer is determined as follows for each of the applicable rate schedule balancing accounts:

Calculation of Monthly Allowed Decoupled Revenue Per Customer:

Step 1 – Determine the Total Revenue – The Total Revenue will be the revenue for the 12-month period used to set rates for the applicable rate schedules.

Step 2 – Determine Net Power Cost Revenue – Total Net Power Cost Revenue is equal to the total net power cost in rates as approved in UE-140762 or the net power costs in rates from the Company's latest general rate case.

Step 3 – Determine Fixed Basic Charge Revenue –Fixed Basic Charge Revenue is equal to the revenue for the fixed basic charge and the fixed minimum charge for the 12-month period used to set rates.

Step 4 – Determine Allowed Decoupled Revenue – Allowed Decoupled Revenue is equal to the Total Revenue (Step 1) minus Net Power Cost Revenue (Step 2) and minus Fixed Basic Charge Revenue (Step 3).


(N)

(continued)

Issued: October 3, 2016
Docket No. UE-152253

Effective: October 4, 2016

Issued By Pacific Power & Light Company

By:  R. Bryce Dalley

Title: Vice President, Regulation

**Schedule 93
DECOUPLING REVENUE ADJUSTMENT**

(N)

DECOUPLING MECHANISM:

Calculation of Monthly Allowed Decoupled Revenue Per Customer: (continued)

Step 5 – Determine the Annual Allowed Decoupled Revenue per Customer – Annual Allowed Decoupled Revenue per Customer is equal to the Allowed Decoupled Revenue (Step 4) divided by the number of customers for the 12-month period used to set rates.

Step 6 – Determine the Monthly Decoupled Revenue per Customer – To determine the Monthly Decoupled Revenue per Customer, the Annual Allowed Decoupled Revenue per Customer (Step 5) is shaped based on the monthly kWh usage in the 12-month period used to set rates. Multiply the resulting monthly percentage of usage by month by the Allowed Decoupled Revenue per Customer to determine the 12 monthly values.

Calculation of Monthly Decoupling Deferral:

Step 7 – Determine Allowed Decoupled Revenue by Month – Multiply the actual number of customers by the applicable Monthly Decoupled Revenue per Customer (Step 6). The result is the Allowed Decoupled Revenue for the applicable month.

Step 8 – Determine the Decoupled Revenue per kWh Rate – Allowed Decoupled Revenue (Step 4) is divided by the annual kWh used to set rates.

Step 9 – Determine Actual Decoupled Revenue – Multiply the Decoupled Revenue per kWh Rate (Step 8) by the actual, non-weather adjusted kWh monthly usage.

Step 10 – The difference between the Actual Decoupled Revenue (Step 9) and the Allowed Decoupled Revenue (Step 6) above is calculated, and the resulting balance is deferred by the Company. Interest on the deferred balance will accrue at the quarterly rate published by the FERC.

EARNINGS TEST:

The Company proposes an earnings test based on the Company's year ended June 30 Commission Basis Report (CBR) operating results, which are filed with the Commission by October 31 of each year. This report is prepared using actual recorded results of electric operations and rate base, adjusted for any material out-of-period, non-operating, nonrecurring, and extraordinary items or any other item that materially distorts reporting period earnings and rate base. The earnings test will be based on return on equity (ROE) before normalizing adjustments, including adjustments to power supply-related revenues and expenses to reflect operations under normal conditions and will exclude any annualizing or pro forma adjustments.


(N)

(continued)

Issued: October 3, 2016
Docket No. UE-152253

Effective: October 4, 2016

Issued By Pacific Power & Light Company

By:  R. Bryce Dalley

Title: Vice President, Regulation

PACIFIC POWER & LIGHT COMPANY

WN U-75

Original Sheet No. 93.3

**Schedule 93
DECOUPLING REVENUE ADJUSTMENT**

(N)

EARNINGS TEST: (continued)

If the CBR ROE exceeds the most recently authorized ROE, the amount of the proposed surcharge (amount transferred to the balancing account) is reduced or eliminated to move the ROE down to, or toward, the Commission-authorized level. Should the Company have a decoupling surcredit balance at year-end, the entire surcredit will be returned to customers. If the CBR-earned ROE exceeds authorized ROE, the surcredit will be increased by one-half the actual ROE in excess of authorized ROE. Should the Company have a decoupling surcharge balance at year-end: 1) if the CBR ROE is less than authorized, no adjustment is made to the surcharge, if any, recorded for the year, 2) if the CBR ROE exceeds authorized, the surcharge recorded for the year will be reduced, or eliminated, by one-half the ROE in excess of authorized.

ANNUAL DECOUPLING RATE ADJUSTMENT:

On or before December 1 each year, the Company will file rate adjustments on this Schedule 93, to become effective February 1 to recover or return to customers the accumulated balances in the deferral accounts for the prior period as approved by the Commission in the final order for Docket No. UE-152253. For the initial year, the deferral period will begin on September 15, 2016. The amount of the deferral that the Company can request to surcharge is subject to the limitation based on the Earnings Test.


Following application of the earnings test, if the deferral balance for any decoupled rate schedule is greater than 2.5% (plus or minus) of the allowed revenue for the rate schedule, then the December 1 filing will include surcharge or surcredit rates on Schedule 93 to recover or refund the full deferral account balance for the rate schedule, subject to a 5% limitation on any surcharge. The 5% limitation will be calculated based on the total normalized revenues for the 12-month period ending June 30 each year. If the calculated percentage is less than the 5% limitation, previous year deferrals in the balancing account will be added to the current year deferral to the extent that the current year deferral remains less than the 5% limitation. Any amounts within the 2.5% (plus or minus) rate trigger or any amount exceeding the 5% limitation will remain in the balancing account for future collection. Interest will accrue on the unamortized balance at the quarterly rate published by the FERC. There is no limitation on the level of surcredits.

(N)

Issued: October 3, 2016
Docket No. UE-152253

Effective: October 4, 2016

Issued By Pacific Power & Light Company

By:  R. Bryce Dalley

Title: Vice President, Regulation