

DATA DISPATCH

US, Canadian utilities kick off 2023 with nearly \$9B debt issue in January

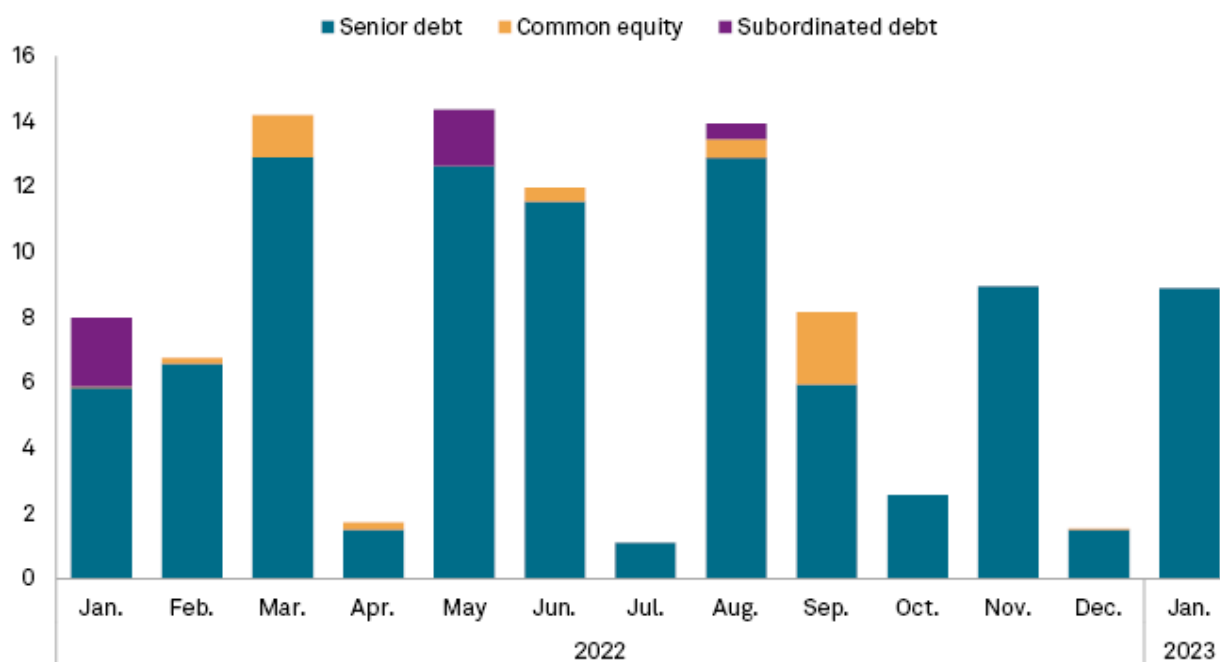
Friday, February 17, 2023 11:17 AM ET

By Stephen Cedric Jumchai and Susan Dlin

Market Intelligence

U.S. and Canadian electric, gas and water utilities, power producers and energy traders kicked off the 2023 capital offerings market with approximately \$8.89 billion capital raises in January, compared to \$7.97 billion raised in January 2022, according to data compiled by S&P Global Market Intelligence.

Last-13-months capital raising (\$B)



Data compiled Feb. 8, 2023.

Includes capital raises of U.S. and Canadian companies classified by the Global Industry Classification Standard of S&P Global Market Intelligence as electric, gas and multi-utilities, as well as independent power producers and energy traders or renewable electricity.

Amounts displayed reflect gross proceeds raised by the company in instances where offerings had primary and secondary components.

Excludes exchange and shelf offerings.

Debt does not include medium-term notes, branded notes or structured finance issues.

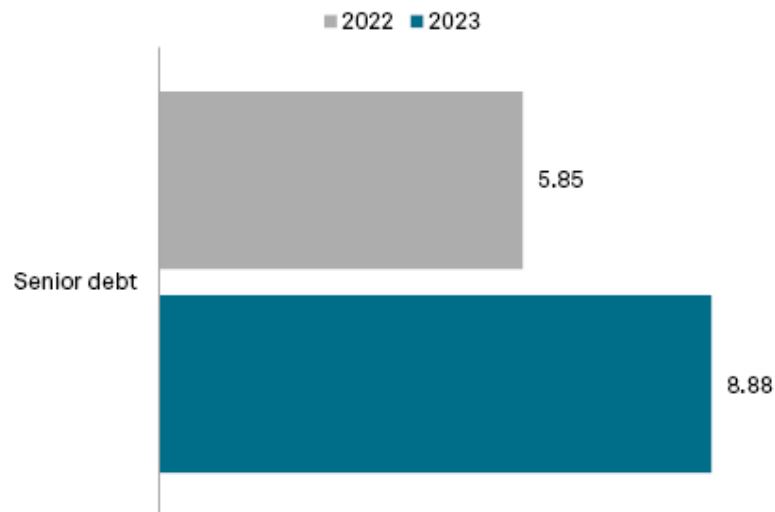
Source: S&P Global Market Intelligence.

© 2023 S&P Global.

January's total includes \$8.88 billion in senior debt, compared to the \$5.85 billion in senior debt raised in January 2022.

US and Canada power, gas utilities capital raises by security type (\$B)

Year-to-date



Data compiled Feb. 8, 2023.

Includes capital raises through Jan. 31 of each year of U.S. and Canadian companies classified by the Global Industry Classification Standard of S&P Global Market Intelligence as electric, gas and multi-utilities, independent power producers and energy traders or renewable electricity where capital raised is greater than zero.

Amounts displayed reflect gross proceeds raised by the company in instances where offerings had primary and secondary components.

Excludes exchange and shelf offerings.

Debt does not include medium-term notes, branded notes or structured finance issues.

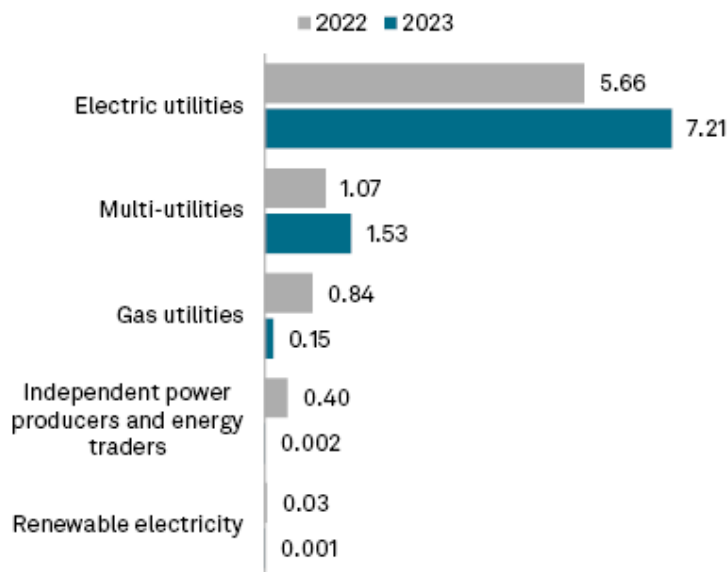
Source: S&P Global Market Intelligence.

© 2023 S&P Global.

As of Jan. 31, electric utilities raised \$7.21 billion, multi-utilities raised \$1.53 billion, gas utilities raised \$150 million, independent power producers and energy traders raised \$2 million, and renewable electricity producers raised \$1 million.

US and Canada power, gas utilities capital raises (\$B)

Year-to-date



Data compiled Feb. 8, 2023.

Includes capital raises through Jan. 31 of each year of U.S. and Canadian companies classified by the Global Industry Classification Standard of S&P Global Market Intelligence as electric, gas and multi-utilities, independent power producers and energy traders or renewable electricity where capital raised is greater than zero.

Amounts displayed reflect gross proceeds raised by the company in instances where offerings had primary and secondary components.

Excludes exchange and shelf offerings.

Debt does not include medium-term notes, branded notes or structured finance issues.

Source: S&P Global Market Intelligence.

© 2023 S&P Global.

In January, the sector completed 18 senior debt transactions. Duke Energy Carolinas LLC had the largest offering with an issuance of \$1.80 billion of first and refunding mortgage bonds, composed of \$900 million of 4.95% bonds due 2033 and \$900 million of 5.35% bonds due 2053. The Duke Energy Corp. subsidiary plans to use net proceeds to repay at maturity its \$500 million of 2.5% bonds and \$500 million of 3.05% bonds; pay down part of its outstanding intercompany short-term debt under a money-pool borrowing arrangement with Duke Energy; and for general corporate purposes.

PG&E Corp. utility subsidiary Pacific Gas and Electric Co. issued \$1.5 billion of first mortgage bonds consisting of \$750 million of 6.150% bonds due 2033 and \$750 million of 6.750% bonds due 2053. Proceeds will be used to repay borrowings under its utility revolving credit facility.

WEC Energy Group Inc. issued \$1.1 billion of senior debt securities comprising \$650 million of 4.75% notes due 2026 and \$450 million of 4.75% notes due 2028. Proceeds will be used to repay short-term debt and for general corporate purposes.

Other notable issuers for the month included Hydro One Inc., American Electric Power Co. Inc. unit Public Service Co. of Oklahoma, OGE Energy Corp. subsidiary Oklahoma Gas and Electric Co., CMS Energy Corp. subsidiary Consumers Energy Co. and Entergy Corp. subsidiary Entergy Arkansas LLC.

US and Canada power, gas utilities capital raises in January 2023

Issuer	Completion date	Amount offered including exercised overallotments (\$M)
Senior debt		
Hydro One Inc.	01/24/23	336.9
Hydro One Inc.	01/24/23	224.6
Hydro One Inc.	01/24/23	224.6
TriSummit Utilities Inc.	01/11/23	148.9
WEC Energy Group Inc.	01/09/23	650.0
WEC Energy Group Inc.	01/09/23	450.0
Pacific Gas and Electric Co.	01/04/23	750.0
Pacific Gas and Electric Co.	01/04/23	750.0
Public Service Co. of New Hampshire	01/04/23	300.0
Duke Energy Carolinas LLC	01/03/23	900.0
Duke Energy Carolinas LLC	01/03/23	900.0
Commonwealth Edison Co.	01/03/23	575.0
Eversource Energy	01/03/23	500.0
Public Service Co. of Oklahoma	01/03/23	475.0
Oklahoma Gas and Electric Co.	01/03/23	450.0
Consumers Energy Co.	01/03/23	425.0
Entergy Arkansas LLC	01/03/23	425.0
Commonwealth Edison Co.	01/03/23	400.0
Total		8,884.9

Data compiled Feb. 8, 2023.

Includes capital raises of U.S. and Canadian companies classified by the Global Industry Classification Standard of S&P Global Market Intelligence as electric, gas and multi-utilities, independent power producers and energy traders or renewable electricity.

Amounts displayed reflect gross proceeds raised by the company in instances where offerings had primary and secondary components.

Excludes exchange and shelf offerings.

Debt does not include medium-term notes, branded notes or structured finance issues.

Source: S&P Global Market Intelligence.

© 2023 S&P Global.

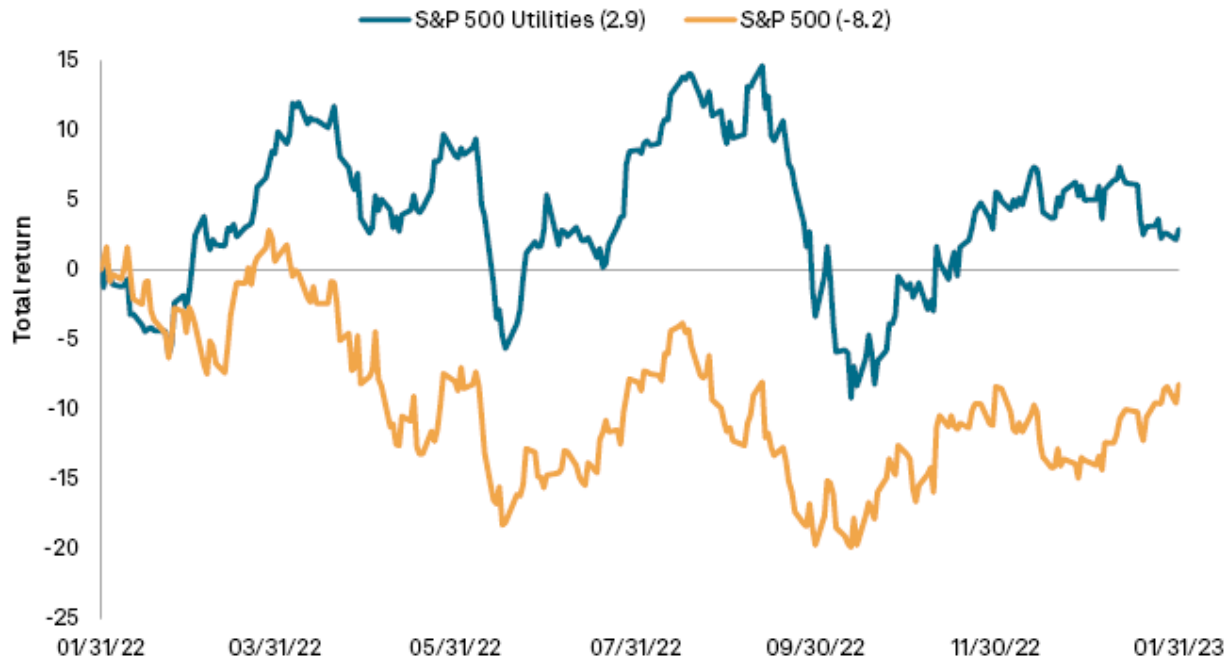


- * **Download a spreadsheet of historical power and gas utilities capital offerings.**
- * **Download an excel template on the global energy aggregate debt maturity profile.**
- * **Analyze more deals and capital raises with the transactions statistics page.**

Year-to-date through Jan. 31, the S&P 500 Utilities index logged a positive return of 2.9%, compared to the broader S&P 500 index, which was down 8.2%.

S&P 500 Utilities index vs. S&P 500 performance YTD (%)

Total return between Jan. 31, 2022, and Jan. 31, 2023



Data compiled Feb. 8, 2023.
Source: S&P Global Market Intelligence.
© 2023 S&P Global.

S&P Global Commodity Insights produces content for distribution on S&P Capital IQ Pro.

This article was published by S&P Global Market Intelligence and not by S&P Global Ratings, which is a separately managed division of S&P Global.