

PROJECT NAME	REGION	STATE	STATE CONTRACT NO.	FED. AID PROJECT NO.	SHEET NO.
CENTER PRWY EXT.	10	WA			

2001 CAR DATA*		
	AVG. ** # CAR / LENGTH	MAX. ** # CAR / LENGTH
TOTAL	15 / 900'	25 / 1500'
UP (80%)	12 / 720'	20 / 1200'
BNSF (20%)	3 / 180'	5 / 300'

* TCRC
** 60' PER CAR

- LEGEND
- TRACK CONSTRUCTION
 - TRACK SHIFT
 - TRACK REMOVAL
 - CURVE NUMBER
 - TURNOUT NUMBER

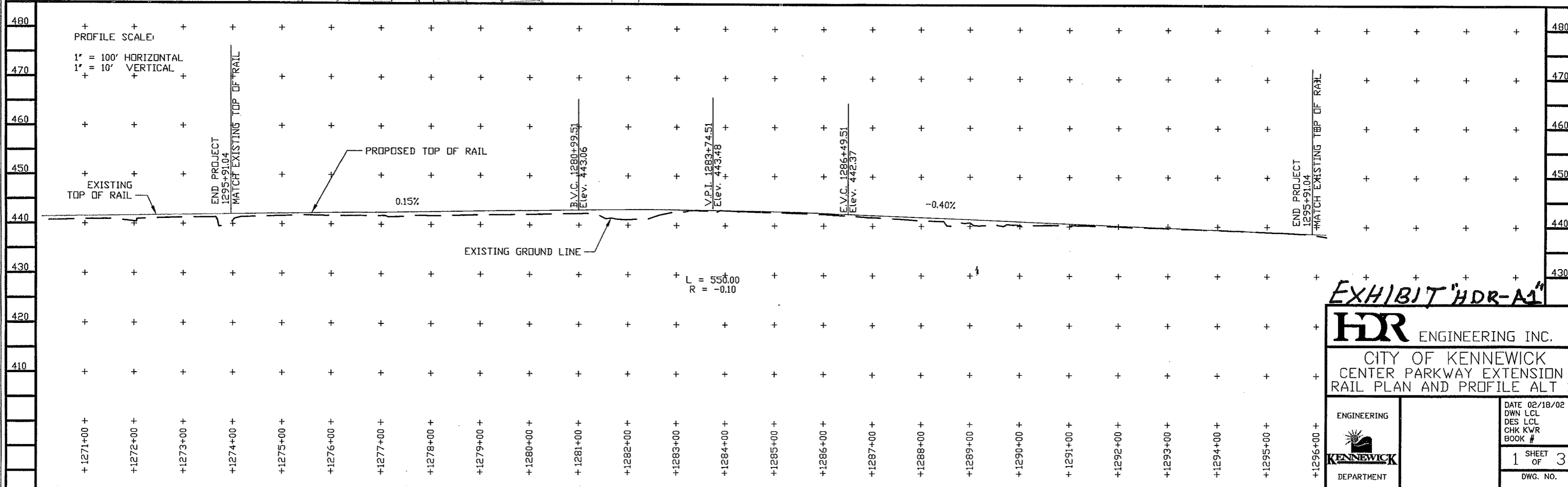
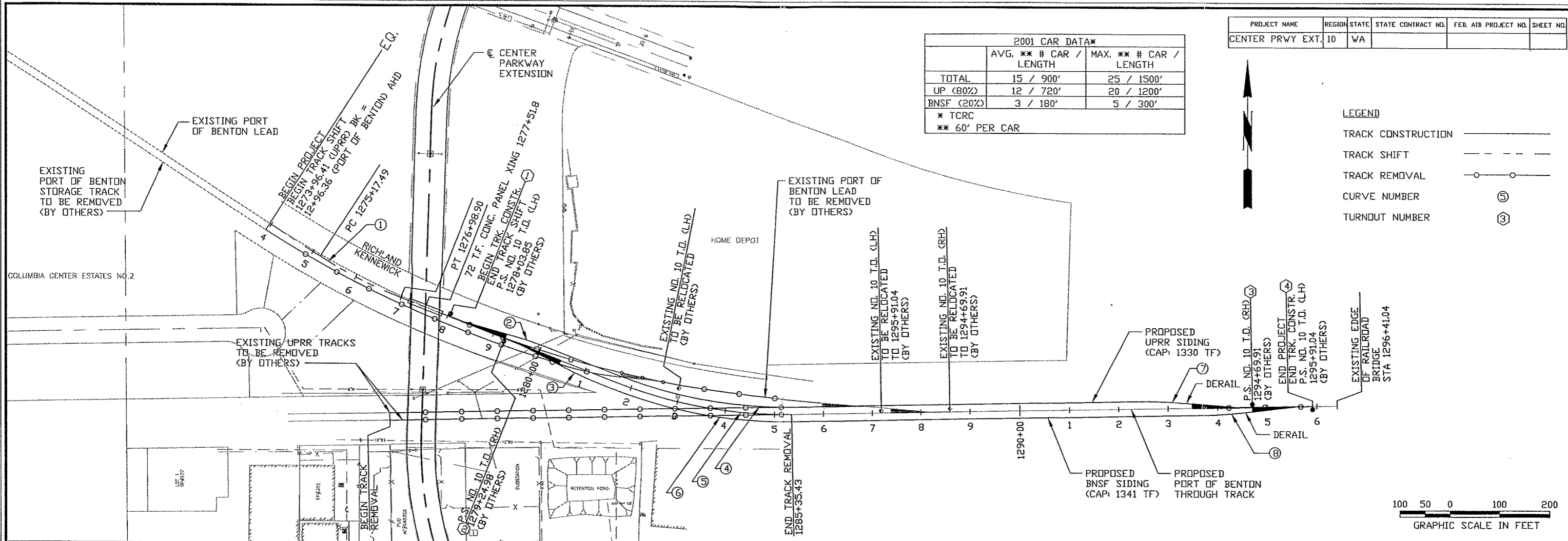
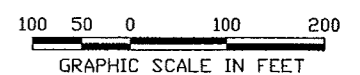


EXHIBIT HDR-A1

HDR ENGINEERING INC.

CITY OF KENNEWICK
CENTER PARKWAY EXTENSION
RAIL PLAN AND PROFILE ALT 1

ENGINEERING DEPARTMENT

DATE 02/18/02
DWN LCL
DES LCL
CHK KWR
BOOK #

1 SHEET OF 3
DWG. NO.

Apr 02, 2002 - 10:09am
P:\1330\001\002\1330_Coal_Drawings\Rail\Sheet\CFE_PP01.dwg

PROJECT NAME	REGION	STATE	STATE CONTRACT NO.	FED. AID PROJECT NO.	SHEET NO.
CENTER PRWY EXT.	10	WA			

2001 CAR DATA*		
	AVG. ** # CAR / LENGTH	MAX. ** # CAR / LENGTH
TOTAL	15 / 900'	25 / 1500'
UP (80%)	12 / 720'	20 / 1200'
BNSF (20%)	3 / 180'	5 / 300'

* TCRC
** 60' PER CAR

LEGEND

TRACK CONSTRUCTION —————

TRACK SHIFT - - - - -

TRACK REMOVAL ○ — ○

CURVE NUMBER (5)

TURNOUT NUMBER (3)

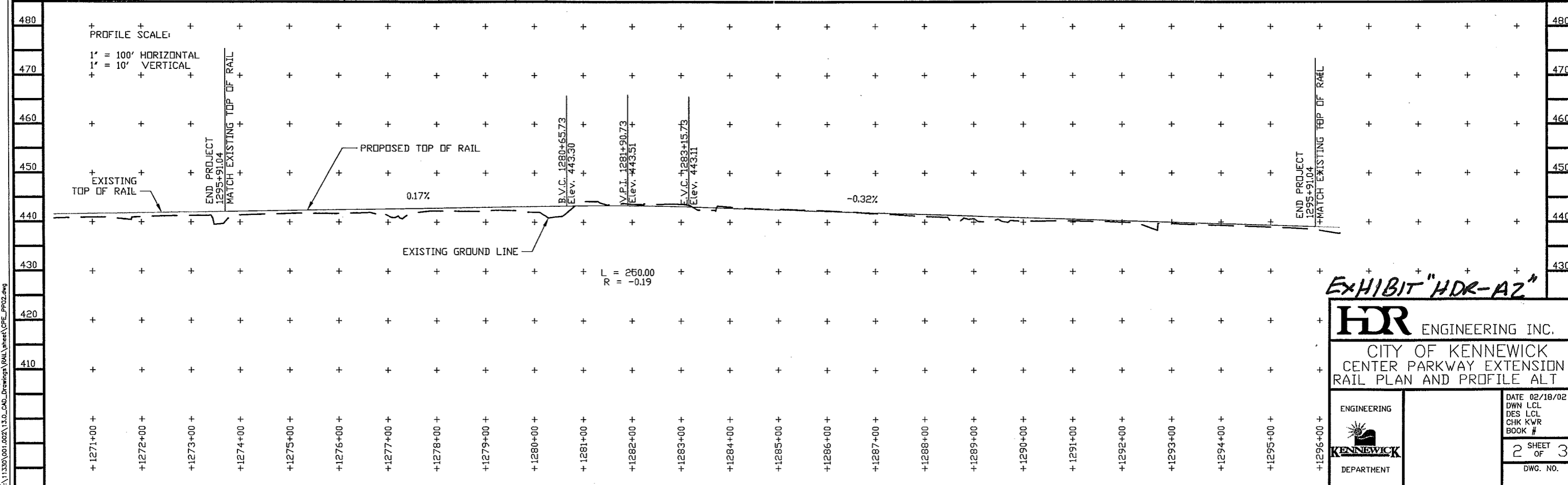
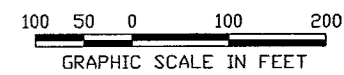
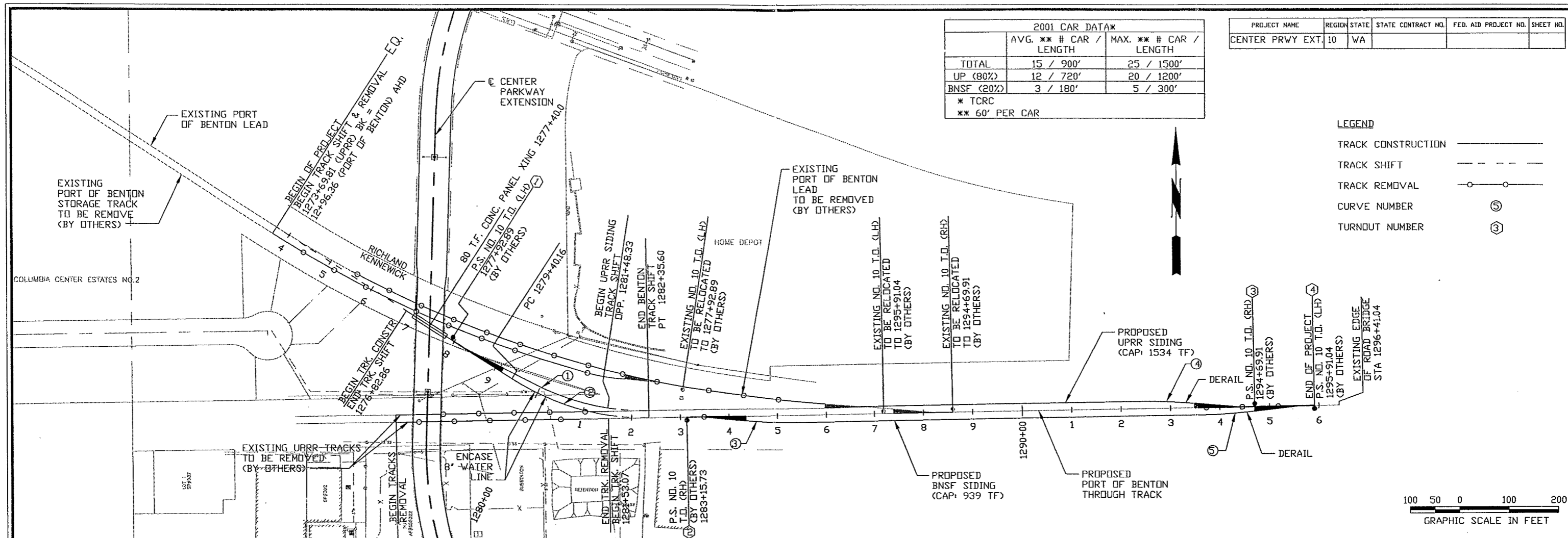


EXHIBIT "HDR-A2"

HDR ENGINEERING INC.

CITY OF KENNEWICK
CENTER PARKWAY EXTENSION
RAIL PLAN AND PROFILE ALT 2

ENGINEERING	DATE 02/18/02
	DWN LCL DES LCL CHK KWR BOOK #
DEPARTMENT	2 SHEET OF 3 DWG. NO.

Apr 02, 2002 - 10:13am mquandee P:\1330\001\002\130_CAD_Drawings\RAIL\sheet\DRP_PP02.dwg