

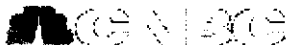
[MSN Home](#) | [My MSN](#) | [Hotmail](#) | [Search](#) | [Shopping](#) | [Money](#) | [People & Chat](#)



Money

[Home](#) [Investing](#) [Banking](#) [Planning](#) [Taxes](#) [Money Plus](#)

[Help](#)



[Investing Home](#) [Portfolio](#) [Markets](#) [Stocks](#) [Funds](#) [Insight](#) [Brokers](#) [CNBC TV](#)

Quote, Chart, News

Snapshot

Quotes

Charts

Historical

Real-Time Intraday

Key Developments

Recent News

Research

Company Report

SEC Filings

Advisor FYI

Stock Rating

Earnings Estimates

Analyst Ratings

Financial Results

Insider Trading

Ownership

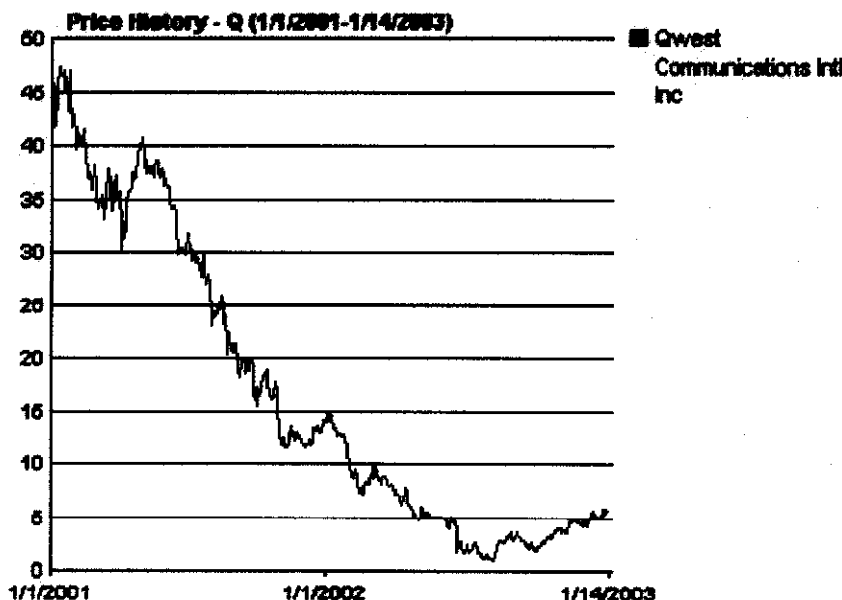
Community

Name or Symbol:

[Find Symbol](#) [Print Report](#)

Customize Chart

Next: 1-yr with Indexes



[Upgrade now!](#) Charts show your buys and sells

Guided Research

Research Wizard

Customize Chart

Select your options, then click [Refresh Chart](#)

Find Stocks

Stock Screener

Power Searches

Top Rated Stocks

Related Links

E-mail & Alerts

IPO Center

Stock Competition

Message Boards

Date Range

Predefined Date Range:

Year:

Custom Date Range:

From: Year:

To: Year:

Show detail in:

Comparisons

Index:

Dow (DJIA) S&P 500 NASDAQ AMEX

Moving average:
 None 50 day 200 day

Compare with:

Use a comma between each Name or Symbol

Display

Volume chart Dividend table Split table

High-low-close lines Gridlines

Price-limit lines Low: High:

Log chart LOG BASE:

Want faster, better stock charts? [Upgrade now!](#)




CSI Data Source: CSI
<http://www.csidata.com>

MSN - More Useful Everyday

[MSN Home](#) | [My MSN](#) | [Hotmail](#) | [Search](#) | [Shopping](#) | [Money](#) | [People & Chat](#)

©2003 Microsoft Corporation. All rights reserved. [Terms of Use](#) [Advertise](#) [TRUSTe Approved](#) [Privacy Statement](#) [GetNetWise](#)

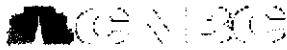
[MSN Home](#) | [My MSN](#) | [Hotmail](#) | [Search](#) | [Shopping](#) | [Money](#) | [People & Chat](#)



Money

[Home](#) [Investing](#) [Banking](#) [Planning](#) [Taxes](#) [Money Plus](#)

[Help](#)



[Investing Home](#) [Portfolio](#) [Markets](#) **[Stocks](#)** [Funds](#) [Insight](#) [Brokers](#) [CNBC TV](#)

Quote, Chart, News

Name or Symbol:

[Find Symbol](#) [Print Report](#)

Snapshot

Quotes

[Download File](#)

[Show Chart](#)

Charts

Qwest Communications Intl Inc

Historical

Real-Time Intraday

Key Developments

Recent News

Research

Company Report

SEC Filings

Advisor FYI

Stock Rating

Earnings Estimates

Analyst Ratings

Financial Results

Insider Trading

Ownership

Community

Guided Research

Research Wizard

Find Stocks

Stock Screener

Power Searches

Top Rated Stocks

Date	High	Low	Close	Volume
1/14/2003	6.140	5.870	6.020	9,365,900
1/13/2003	6.100	5.760	5.860	5,854,300
1/10/2003	5.860	5.580	5.750	5,913,900
1/9/2003	5.790	5.550	5.750	6,355,800
1/8/2003	5.900	5.490	5.510	10,187,100
1/7/2003	6.150	5.880	5.930	11,059,800
1/6/2003	5.990	5.410	5.930	14,019,300
1/3/2003	5.490	5.240	5.380	5,535,800
1/2/2003	5.410	5.040	5.350	7,868,700
12/31/2002	5.100	4.900	5.000	6,027,200
12/30/2002	5.190	4.820	5.100	7,699,100
12/27/2002	5.300	5.020	5.090	4,980,700
12/26/2002	5.540	5.200	5.340	5,245,500
12/24/2002	5.900	5.400	5.410	8,859,200
12/23/2002	5.710	5.290	5.690	13,446,500
12/20/2002	5.460	5.060	5.300	18,268,200
12/19/2002	5.110	4.800	5.070	10,044,200
12/18/2002	5.310	4.750	4.850	20,333,100
12/17/2002	5.000	4.400	5.000	10,748,500
12/16/2002	4.420	4.090	4.420	5,390,000
12/13/2002	4.370	4.150	4.280	4,700,800

Related Links

E-mail & Alerts

IPO Center

Stock Competition

Message Boards

12/12/2002	4.640	4.330	4.390	4,107,300
12/11/2002	4.680	4.510	4.640	6,006,700
12/10/2002	4.760	4.160	4.720	6,175,200
12/9/2002	4.330	3.920	4.260	7,222,300
12/6/2002	4.540	4.250	4.340	5,605,300
12/5/2002	4.760	4.400	4.430	5,701,200
12/4/2002	4.700	4.430	4.570	4,332,600
12/3/2002	4.770	4.530	4.620	4,050,400
12/2/2002	5.090	4.580	4.660	6,820,500
11/29/2002	4.980	4.800	4.840	2,302,200
11/27/2002	5.170	4.830	4.830	7,234,500
11/26/2002	5.120	4.600	4.960	11,316,500
11/25/2002	5.000	4.490	4.990	10,572,900
11/22/2002	4.750	4.420	4.620	7,253,200
11/21/2002	4.880	4.450	4.640	12,011,200
11/20/2002	4.970	4.250	4.330	39,355,800
11/19/2002	3.900	3.430	3.900	7,976,200
11/18/2002	3.760	3.430	3.630	7,312,800
11/15/2002	3.830	3.520	3.790	8,701,400
11/14/2002	4.000	3.710	3.710	7,798,300
11/13/2002	3.980	3.710	3.880	5,310,400
11/12/2002	3.910	3.730	3.870	6,624,600
11/11/2002	3.980	3.680	3.710	6,674,800
11/8/2002	4.320	3.980	4.000	10,107,700
11/7/2002	4.230	3.880	4.150	13,487,200
11/6/2002	4.100	3.850	4.090	10,092,400
11/5/2002	4.050	3.730	3.840	9,790,900
11/4/2002	3.940	3.650	3.900	14,086,900
11/1/2002	3.600	3.000	3.590	8,255,000
10/31/2002	3.420	3.190	3.390	9,960,300

10/30/2002	3.490	3.060	3.390	11,608,100
10/29/2002	3.440	3.020	3.180	7,211,000
10/28/2002	3.550	3.300	3.460	6,550,100
10/25/2002	3.330	3.170	3.260	4,380,100
10/24/2002	3.520	3.130	3.230	8,751,300
10/23/2002	3.210	2.980	3.210	10,488,200
10/22/2002	3.350	2.930	3.150	14,627,100
10/21/2002	3.030	2.770	3.000	7,916,200
10/18/2002	3.070	2.650	2.740	7,724,300
10/17/2002	2.960	2.770	2.850	5,831,900
10/16/2002	2.840	2.650	2.720	5,818,200
10/15/2002	2.850	2.590	2.790	7,687,800
10/14/2002	2.550	2.400	2.550	3,290,700
10/11/2002	2.530	2.350	2.430	5,892,500
10/10/2002	2.450	1.910	2.380	7,670,700
10/9/2002	2.020	1.820	1.980	10,401,800
10/8/2002	2.180	1.950	1.950	6,464,000
10/7/2002	2.200	1.960	2.050	7,095,500
10/4/2002	2.400	2.170	2.180	5,421,500
10/3/2002	2.680	2.300	2.340	7,689,700
10/2/2002	2.800	2.410	2.460	6,837,700
10/1/2002	2.720	2.300	2.690	6,569,200
9/30/2002	2.360	2.100	2.280	8,612,500
9/27/2002	2.550	2.250	2.260	5,527,900
9/26/2002	2.590	2.390	2.450	7,627,400
9/25/2002	2.750	2.460	2.520	11,194,800
9/24/2002	2.820	2.560	2.610	9,865,400
9/23/2002	2.950	2.400	2.790	7,469,700
9/20/2002	2.970	2.670	2.850	10,928,500
9/19/2002	2.940	2.460	2.850	19,564,500

9/18/2002	3.130	2.820	2.970	14,813,500
9/17/2002	3.420	3.040	3.150	11,356,700
9/16/2002	3.600	3.270	3.310	6,826,900
9/13/2002	3.770	3.310	3.490	13,943,600
9/12/2002	3.630	3.240	3.600	21,317,000
9/11/2002	3.250	3.060	3.180	5,247,000
9/10/2002	3.310	2.960	3.040	16,556,500
9/9/2002	3.250	2.870	3.170	13,853,500
9/6/2002	3.210	2.900	3.000	14,341,600
9/5/2002	3.560	3.130	3.200	28,906,800
9/4/2002	3.770	3.280	3.600	25,357,100
9/3/2002	3.310	3.100	3.260	14,526,400
8/30/2002	3.400	3.020	3.280	10,293,400
8/29/2002	3.300	2.950	3.180	12,683,200
8/28/2002	3.260	2.760	3.010	22,568,700
8/27/2002	2.770	2.650	2.770	8,654,800
8/26/2002	2.720	2.430	2.670	11,376,500
8/23/2002	2.790	2.650	2.690	9,345,100
8/22/2002	3.050	2.770	2.910	15,353,100
8/21/2002	3.010	2.600	2.940	32,051,000
8/20/2002	2.950	2.650	2.950	60,456,700
8/19/2002	2.290	1.960	2.240	19,293,300
8/16/2002	1.980	1.540	1.930	24,477,500
8/15/2002	1.630	1.350	1.530	16,122,900
8/14/2002	1.550	1.120	1.500	20,505,500
8/13/2002	1.170	1.100	1.110	10,416,800
8/12/2002	1.250	1.110	1.120	15,634,400
8/9/2002	1.290	1.130	1.240	15,600,700
8/8/2002	1.390	1.080	1.200	25,302,900
8/7/2002	1.400	1.070	1.200	43,506,900

8/6/2002	1.920	1.250	1.350	18,760,100
8/5/2002	1.790	1.580	1.690	16,291,700
8/2/2002	1.600	1.420	1.580	18,488,300
8/1/2002	1.600	1.320	1.500	38,184,800
7/31/2002	1.600	1.200	1.280	34,253,400
7/30/2002	1.420	1.250	1.290	27,587,900
7/29/2002	1.770	1.110	1.490	46,513,800
7/26/2002	1.740	1.480	1.500	13,592,200
7/25/2002	1.750	1.560	1.610	10,280,400
7/24/2002	1.900	1.400	1.700	23,566,900
7/23/2002	2.390	1.700	1.750	18,893,300
7/22/2002	2.730	2.250	2.310	19,273,000
7/19/2002	2.700	2.280	2.490	26,681,800
7/18/2002	3.000	2.290	2.740	26,429,700
7/17/2002	2.400	2.180	2.390	13,064,000
7/16/2002	2.190	1.900	2.150	24,633,400
7/15/2002	2.110	1.850	2.000	15,558,200
7/12/2002	2.060	1.800	1.930	15,997,300
7/11/2002	2.090	1.550	1.870	29,885,500
7/10/2002	2.010	1.520	1.770	63,059,200
7/9/2002	2.750	2.140	2.600	20,264,600
7/8/2002	2.120	1.900	2.100	13,510,000
7/5/2002	1.900	1.520	1.820	8,835,000
7/3/2002	1.900	1.490	1.700	30,997,800
7/2/2002	2.300	1.920	1.930	27,836,500
7/1/2002	2.940	2.100	2.300	20,382,800
6/28/2002	3.120	2.420	2.800	28,012,800
6/27/2002	2.810	1.830	2.760	41,227,300
6/26/2002	3.000	1.200	1.790	86,027,400
6/25/2002	4.670	4.150	4.190	6,501,300

6/24/2002	4.650	4.300	4.420	10,461,400
6/21/2002	4.740	4.500	4.590	5,909,300
6/20/2002	4.980	4.710	4.720	8,477,400
6/19/2002	5.120	4.950	4.980	7,904,100
6/18/2002	5.290	5.030	5.140	15,863,300
6/17/2002	5.120	4.790	5.000	22,732,200
6/14/2002	4.210	4.000	4.150	9,808,800
6/13/2002	4.330	4.140	4.270	6,254,600
6/12/2002	4.710	4.000	4.290	8,308,800
6/11/2002	4.850	4.550	4.550	9,290,700
6/10/2002	5.000	4.740	4.770	5,996,300
6/7/2002	4.960	4.800	4.940	3,493,900
6/6/2002	5.130	4.900	5.000	4,398,000
6/5/2002	5.170	5.020	5.060	3,729,000
6/4/2002	5.160	4.990	5.080	4,985,600
6/3/2002	5.250	5.040	5.100	6,778,300
5/31/2002	5.260	5.150	5.160	6,447,000
5/30/2002	5.260	4.850	5.200	7,793,200
5/29/2002	5.380	5.060	5.060	4,192,300
5/28/2002	5.300	5.030	5.200	3,809,800
5/24/2002	5.300	5.000	5.110	5,771,300
5/23/2002	5.100	4.600	5.100	14,024,500
5/22/2002	5.160	4.960	5.030	6,696,500
5/21/2002	5.420	4.880	5.030	9,528,700
5/20/2002	5.400	5.170	5.290	4,945,400
5/17/2002	5.480	5.020	5.170	6,759,200
5/16/2002	5.680	5.390	5.530	4,334,400
5/15/2002	5.550	5.270	5.390	6,138,100
5/14/2002	5.600	5.100	5.500	9,507,000
5/13/2002	5.210	4.910	5.030	6,835,400

5/10/2002	5.610	4.950	5.040	14,339,800
5/9/2002	6.060	5.780	5.900	9,312,900
5/8/2002	6.250	5.500	6.170	18,032,100
5/7/2002	5.390	4.870	5.160	27,306,800
5/6/2002	5.190	4.780	4.860	8,124,400
5/3/2002	5.210	5.010	5.050	9,005,000
5/2/2002	5.400	4.960	5.090	13,409,600
5/1/2002	5.450	4.940	5.290	18,168,100
4/30/2002	5.400	4.350	5.030	34,168,500
4/29/2002	5.750	4.800	4.960	25,640,900
4/26/2002	6.100	5.720	5.750	7,878,600
4/25/2002	6.270	6.050	6.110	4,930,500
4/24/2002	6.410	6.150	6.170	5,886,100
4/23/2002	6.730	6.270	6.400	9,239,500
4/22/2002	6.550	5.990	6.400	18,585,300
4/19/2002	7.060	6.450	6.600	24,051,500
4/18/2002	8.190	7.530	7.570	12,917,600
4/17/2002	8.200	7.530	7.900	15,483,300
4/16/2002	7.750	6.900	7.470	19,338,900
4/15/2002	7.140	6.670	6.680	4,261,600
4/12/2002	6.980	6.310	6.900	8,933,500
4/11/2002	6.410	5.930	6.350	9,281,400
4/10/2002	7.000	6.170	6.260	18,919,700
4/9/2002	7.350	7.000	7.010	6,175,500
4/8/2002	7.590	7.180	7.210	8,183,300
4/5/2002	7.450	7.250	7.340	9,057,500
4/4/2002	7.550	7.070	7.260	10,286,000
4/3/2002	7.910	7.530	7.550	6,972,400
4/2/2002	7.960	7.600	7.630	13,010,700
4/1/2002	8.200	7.970	8.000	9,392,200

3/28/2002	8.480	7.920	8.220	7,539,000
3/27/2002	8.240	7.960	7.980	10,173,300
3/26/2002	8.460	8.090	8.090	8,289,700
3/25/2002	8.710	8.210	8.210	4,772,100
3/22/2002	8.620	8.310	8.500	7,859,800
3/21/2002	8.970	8.500	8.690	9,828,400
3/20/2002	9.140	8.790	8.900	8,960,900
3/19/2002	9.280	8.900	8.940	7,792,900
3/18/2002	9.660	8.800	9.010	11,563,900
3/15/2002	8.900	8.300	8.680	8,911,100
3/14/2002	8.700	8.190	8.250	13,140,900
3/13/2002	8.960	8.480	8.700	13,419,700
3/12/2002	9.250	8.760	8.950	16,887,900
3/11/2002	9.640	8.800	9.460	14,890,800
3/8/2002	10.200	9.550	9.710	10,366,400
3/7/2002	9.940	9.400	9.820	19,450,100
3/6/2002	10.290	8.520	10.080	15,489,400
3/5/2002	9.150	8.200	8.850	16,201,500
3/4/2002	9.410	8.780	9.150	13,187,300
3/1/2002	9.500	8.500	8.990	9,299,100
2/28/2002	8.710	8.300	8.700	7,421,500
2/27/2002	8.700	8.210	8.300	9,644,900
2/26/2002	8.560	8.140	8.250	17,076,000
2/25/2002	8.540	7.950	8.300	8,160,300
2/22/2002	8.530	7.800	8.270	14,380,300
2/21/2002	8.580	7.250	8.430	26,032,500
2/20/2002	7.790	6.910	7.640	18,117,600
2/19/2002	7.850	7.070	7.270	16,670,400
2/15/2002	7.560	6.540	7.560	58,069,000
2/14/2002	8.050	7.270	7.490	59,351,100

2/13/2002	8.920	8.470	8.590	27,375,900
2/12/2002	9.260	9.110	9.210	28,318,000
2/11/2002	9.550	8.870	9.360	25,152,300
2/8/2002	9.690	8.770	9.600	13,215,300
2/7/2002	9.600	8.750	8.750	16,432,500
2/6/2002	9.180	8.850	9.020	22,655,400
2/5/2002	9.640	8.610	9.240	22,266,400
2/4/2002	10.010	8.510	8.960	26,914,300
2/1/2002	10.460	9.850	10.000	24,717,800
1/31/2002	11.550	10.290	10.500	17,068,300
1/30/2002	11.730	10.400	10.750	29,282,800
1/29/2002	12.010	11.410	11.760	15,138,600
1/28/2002	13.000	11.870	12.350	6,494,300
1/25/2002	13.050	12.310	12.590	7,271,000
1/24/2002	13.040	12.750	13.000	4,185,100
1/23/2002	12.850	12.290	12.850	6,417,700
1/22/2002	13.130	12.640	12.650	4,833,100
1/18/2002	12.880	12.540	12.880	4,780,800
1/17/2002	13.250	12.750	12.810	9,870,500
1/16/2002	13.590	13.110	13.150	3,856,000
1/15/2002	13.690	13.350	13.550	3,519,200
1/14/2002	13.810	13.230	13.340	6,420,800
1/11/2002	14.140	13.640	13.670	9,575,300
1/10/2002	14.350	13.450	13.760	9,692,900
1/9/2002	14.880	14.130	14.380	10,526,500
1/8/2002	14.700	14.360	14.560	5,995,600
1/7/2002	14.950	14.350	14.460	7,894,800
1/4/2002	15.190	14.660	14.930	8,572,300
1/3/2002	14.850	14.050	14.600	9,181,200
1/2/2002	14.250	13.590	14.020	6,250,300

12/31/2001	14.500	13.900	14.130	5,078,800
12/28/2001	14.270	13.400	14.240	8,812,200
12/27/2001	13.700	13.300	13.700	7,224,900
12/26/2001	13.540	13.190	13.300	5,684,600
12/24/2001	13.640	13.190	13.190	4,436,900
12/21/2001	15.000	13.020	13.400	14,922,300
12/20/2001	13.760	13.100	13.600	12,174,400
12/19/2001	13.600	12.800	13.350	7,864,400
12/18/2001	13.740	13.130	13.270	14,305,300
12/17/2001	13.770	12.220	13.440	21,961,500
12/14/2001	12.470	11.500	12.330	18,913,800
12/13/2001	12.270	11.500	11.800	29,824,500
12/12/2001	12.320	11.950	12.100	10,661,800
12/11/2001	12.620	11.640	12.380	13,497,700
12/10/2001	12.020	11.640	11.950	11,014,000
12/7/2001	11.990	11.520	11.770	13,702,000
12/6/2001	12.220	11.910	11.920	14,861,000
12/5/2001	12.080	11.500	11.900	12,815,700
12/4/2001	11.950	11.600	11.660	9,667,100
12/3/2001	12.070	11.770	11.880	7,331,800
11/30/2001	12.190	11.800	11.900	12,648,900
11/29/2001	12.480	12.150	12.200	8,612,800
11/28/2001	12.910	12.250	12.350	11,703,900
11/27/2001	13.400	12.700	12.770	7,607,800
11/26/2001	13.300	12.800	13.190	8,594,700
11/23/2001	12.760	12.140	12.650	2,520,900
11/21/2001	12.650	12.340	12.450	5,862,100
11/20/2001	13.260	12.600	12.840	6,589,400
11/19/2001	13.500	12.850	13.200	9,071,700
11/16/2001	13.700	12.900	13.200	6,688,900

11/15/2001	13.750	12.710	13.700	13,832,400
11/14/2001	12.720	12.260	12.650	12,609,600
11/13/2001	12.180	11.560	12.060	11,906,300
11/12/2001	11.650	11.270	11.540	6,901,400
11/9/2001	12.010	11.480	11.850	8,242,500
11/8/2001	12.220	11.710	11.940	9,908,200
11/7/2001	11.740	11.080	11.510	21,666,800
11/6/2001	12.400	11.510	11.790	12,880,300
11/5/2001	12.540	11.990	12.500	13,803,400
11/2/2001	12.500	11.490	11.970	19,447,700
11/1/2001	12.600	11.550	12.000	24,559,400
10/31/2001	14.900	12.500	12.950	38,800,300
10/30/2001	16.750	15.950	16.000	5,446,900
10/29/2001	17.410	16.650	16.900	4,045,200
10/26/2001	17.940	17.400	17.750	4,144,200
10/25/2001	17.650	16.400	17.510	5,776,100
10/24/2001	16.850	16.280	16.810	6,667,000
10/23/2001	16.690	16.130	16.340	8,507,800
10/22/2001	16.450	15.950	16.110	5,957,900
10/19/2001	16.710	15.950	16.170	11,719,100
10/18/2001	16.730	16.260	16.700	7,778,900
10/17/2001	17.930	16.480	16.600	10,812,000
10/16/2001	18.900	17.500	17.830	9,576,700
10/15/2001	18.980	18.570	18.900	3,362,100
10/12/2001	19.090	18.450	18.800	6,320,600
10/11/2001	19.950	18.350	18.600	8,468,100
10/10/2001	18.610	18.100	18.480	8,629,800
10/9/2001	18.650	17.050	18.260	11,446,000
10/8/2001	17.450	16.550	17.430	7,837,900
10/5/2001	17.000	16.220	16.960	6,850,800

10/4/2001	17.030	16.100	16.550	10,500,200
10/3/2001	17.280	15.000	17.200	22,150,700
10/2/2001	16.150	15.260	15.600	21,357,400
10/1/2001	16.850	16.160	16.500	10,044,500
9/28/2001	17.350	16.120	16.700	24,327,600
9/27/2001	19.350	16.490	16.500	29,160,600
9/26/2001	20.060	18.900	19.400	8,959,200
9/25/2001	20.150	19.450	19.860	6,367,900
9/24/2001	21.000	19.700	20.030	7,032,300
9/21/2001	19.230	17.000	19.000	10,621,700
9/20/2001	20.340	18.600	19.560	7,234,900
9/19/2001	20.240	19.250	20.150	9,486,900
9/18/2001	20.090	18.780	19.650	9,273,000
9/17/2001	20.500	18.500	18.570	10,515,400
9/10/2001	20.000	16.280	19.900	23,926,700
9/7/2001	19.300	17.890	18.140	31,493,600
9/6/2001	19.600	19.000	19.260	16,096,200
9/5/2001	20.600	19.100	20.250	10,842,000
9/4/2001	21.870	20.650	20.850	4,865,500
8/31/2001	21.680	20.700	21.500	7,165,700
8/30/2001	21.100	20.400	20.650	6,748,000
8/29/2001	21.250	20.810	20.920	7,755,200
8/28/2001	21.630	20.750	20.980	7,671,600
8/27/2001	22.110	21.500	21.700	9,393,400
8/24/2001	22.270	20.620	22.270	14,439,900
8/23/2001	21.900	20.010	20.470	24,109,800
8/22/2001	23.150	21.540	22.100	15,020,000
8/21/2001	24.000	23.140	23.220	4,895,300
8/20/2001	24.200	23.430	24.100	6,110,300
8/17/2001	25.000	23.170	23.350	9,384,700

8/16/2001	25.300	24.350	25.200	6,282,300
8/15/2001	26.080	25.230	25.240	7,672,500
8/14/2001	26.050	24.800	26.000	12,908,400
8/13/2001	24.740	24.300	24.660	5,466,900
8/10/2001	24.800	23.850	24.770	5,757,300
8/9/2001	24.350	23.640	24.290	8,876,200
8/8/2001	25.000	23.500	24.200	12,348,300
8/7/2001	24.490	23.570	24.000	12,083,700
8/6/2001	24.940	23.800	24.290	11,597,000
8/3/2001	24.470	22.800	24.400	14,680,000
8/2/2001	25.500	22.870	23.100	25,647,500
8/1/2001	26.200	24.800	25.210	13,648,600
7/31/2001	27.000	25.800	26.000	11,799,400
7/30/2001	27.740	26.830	27.200	5,094,000
7/27/2001	28.220	27.130	27.900	4,614,400
7/26/2001	28.130	27.380	28.010	6,043,900
7/25/2001	27.590	27.000	27.400	6,794,600
7/24/2001	27.880	26.580	27.050	7,273,200
7/23/2001	29.500	28.110	28.550	5,138,900
7/20/2001	30.220	28.250	30.000	10,541,500
7/19/2001	28.700	28.000	28.230	6,654,100
7/18/2001	28.600	27.420	27.810	8,879,000
7/17/2001	29.010	27.750	28.960	6,187,700
7/16/2001	29.950	28.850	29.220	3,495,600
7/13/2001	29.960	29.120	29.520	2,680,100
7/12/2001	30.000	29.000	29.950	4,414,800
7/11/2001	29.980	28.800	29.140	5,392,200
7/10/2001	30.730	29.350	29.840	4,748,000
7/9/2001	30.170	29.000	29.990	3,373,000
7/6/2001	30.110	29.000	29.400	3,523,800

7/5/2001	31.100	30.000	30.100	3,129,400
7/3/2001	30.990	30.650	30.810	1,746,600
7/2/2001	31.450	30.900	31.150	4,997,500
6/29/2001	31.950	29.900	31.870	8,834,400
6/28/2001	30.830	29.750	29.970	5,504,800
6/27/2001	30.610	29.490	30.070	4,168,000
6/26/2001	30.470	29.530	30.030	3,457,200
6/25/2001	30.590	29.800	30.040	4,128,400
6/22/2001	30.810	30.130	30.500	6,920,600
6/21/2001	31.690	30.150	30.500	14,262,500
6/20/2001	30.300	28.390	30.020	26,166,400
6/19/2001	32.400	30.950	31.270	16,393,700
6/18/2001	32.500	29.600	29.820	11,798,300
6/15/2001	33.870	32.600	33.000	6,130,600
6/14/2001	34.470	33.960	34.100	3,227,500
6/13/2001	34.560	34.040	34.400	2,497,400
6/12/2001	35.050	33.220	34.360	5,004,400
6/11/2001	34.650	33.450	34.250	4,171,300
6/8/2001	34.700	33.760	34.260	5,267,900
6/7/2001	36.850	34.890	35.000	5,966,400
6/6/2001	36.630	35.860	36.210	3,040,000
6/5/2001	36.500	35.600	36.230	4,701,600
6/4/2001	37.150	35.860	36.150	3,481,500
6/1/2001	37.110	35.640	36.910	4,377,500
5/31/2001	37.400	36.080	36.740	3,856,100
5/30/2001	37.150	36.090	36.290	3,272,900
5/29/2001	38.290	36.950	37.290	3,492,300
5/25/2001	38.080	37.080	37.750	3,877,900
5/24/2001	38.100	36.900	37.070	4,466,200
5/23/2001	38.750	37.450	37.600	5,043,800

5/22/2001	38.990	38.300	38.530	4,453,100
5/21/2001	38.750	38.050	38.670	5,140,500
5/18/2001	38.720	37.420	38.600	7,417,200
5/17/2001	37.950	36.400	37.820	9,746,300
5/16/2001	37.920	36.250	37.000	12,534,900
5/15/2001	38.200	37.440	37.650	6,812,500
5/14/2001	38.150	36.990	37.930	3,415,700
5/11/2001	37.870	36.600	37.420	2,656,100
5/10/2001	38.390	37.700	37.960	3,936,500
5/9/2001	38.100	37.100	38.000	5,222,300
5/8/2001	38.900	37.300	37.550	6,827,400
5/7/2001	38.870	37.530	38.640	5,392,300
5/4/2001	38.130	37.140	37.540	9,234,600
5/3/2001	39.500	38.230	38.450	6,002,400
5/2/2001	40.580	39.200	39.440	5,241,100
5/1/2001	41.200	40.400	40.810	5,766,100
4/30/2001	41.830	39.840	40.900	7,887,500
4/27/2001	39.900	39.120	39.800	4,482,300
4/26/2001	39.300	38.490	39.250	7,916,800
4/25/2001	39.710	37.300	38.900	7,784,100
4/24/2001	38.500	37.000	37.300	6,658,700
4/23/2001	37.400	36.160	37.120	7,079,300
4/20/2001	38.350	37.110	37.400	6,462,300
4/19/2001	37.670	36.350	36.900	7,148,500
4/18/2001	38.540	36.170	37.510	7,391,500
4/17/2001	36.370	35.200	36.240	4,369,100
4/16/2001	35.770	35.250	35.700	3,709,600
4/12/2001	36.100	34.260	35.700	6,226,400
4/11/2001	36.250	35.050	35.700	8,007,700
4/10/2001	35.890	32.650	34.800	9,762,400

4/9/2001	32.680	31.700	32.190	4,789,900
4/6/2001	32.100	31.000	31.400	4,356,900
4/5/2001	32.910	30.550	32.850	11,519,500
4/4/2001	33.300	30.000	30.110	10,913,200
4/3/2001	35.950	32.570	32.720	6,995,500
4/2/2001	35.990	35.000	35.700	4,520,500
3/30/2001	35.590	33.720	35.050	7,564,500
3/29/2001	35.950	34.000	35.160	4,817,400
3/28/2001	36.850	34.700	34.980	3,606,800
3/27/2001	37.600	35.750	37.190	4,746,900
3/26/2001	36.500	35.320	36.350	3,284,000
3/23/2001	35.650	33.850	35.250	4,969,100
3/22/2001	34.250	32.240	34.000	7,353,000
3/21/2001	36.950	33.980	34.230	8,476,600
3/20/2001	37.500	36.380	36.380	5,202,500
3/19/2001	37.420	36.650	37.000	3,867,900
3/16/2001	37.900	36.690	36.840	7,760,500
3/15/2001	38.060	36.190	37.920	5,631,900
3/14/2001	36.230	34.540	35.440	8,390,300
3/13/2001	34.870	33.000	34.780	4,429,700
3/12/2001	33.950	32.750	33.250	5,048,500
3/9/2001	34.660	33.590	33.800	3,445,700
3/8/2001	36.020	34.840	35.290	4,233,000
3/7/2001	35.200	34.430	34.520	2,923,600
3/6/2001	35.690	34.800	34.940	4,231,000
3/5/2001	34.850	33.600	34.300	4,136,500
3/2/2001	35.160	33.200	34.730	6,995,800
3/1/2001	35.920	34.370	34.860	6,789,200
2/28/2001	38.150	36.610	36.970	3,810,200
2/27/2001	38.520	37.290	37.450	4,567,000

2/26/2001	38.890	36.280	38.270	7,003,700
2/23/2001	36.130	33.880	35.900	6,059,400
2/22/2001	37.650	35.590	36.490	6,953,200
2/21/2001	37.750	36.530	37.500	4,705,600
2/20/2001	38.240	36.800	36.850	5,714,300
2/16/2001	39.260	36.580	37.100	8,749,000
2/15/2001	40.810	39.530	39.700	5,487,800
2/14/2001	41.610	38.820	39.080	6,137,400
2/13/2001	41.860	40.800	41.690	5,152,300
2/12/2001	41.400	40.010	40.900	3,922,500
2/9/2001	41.000	40.030	40.430	4,516,600
2/8/2001	41.000	40.310	41.000	4,315,400
2/7/2001	41.510	39.760	40.440	5,307,100
2/6/2001	41.890	40.800	41.180	4,864,700
2/5/2001	40.990	39.650	40.900	5,831,200
2/2/2001	41.850	39.680	39.760	6,190,700
2/1/2001	42.350	40.000	41.800	10,460,600
1/31/2001	42.980	42.000	42.120	3,928,000
1/30/2001	43.510	42.600	42.800	4,745,000
1/29/2001	43.700	42.640	43.560	5,437,100
1/26/2001	43.813	41.750	41.875	9,487,500
1/25/2001	45.750	43.000	44.375	10,856,100
1/24/2001	47.250	44.500	47.063	10,141,900
1/23/2001	44.875	43.500	44.625	6,046,700
1/22/2001	46.250	42.563	43.313	6,456,100
1/19/2001	46.875	45.813	46.500	5,900,000
1/18/2001	46.375	45.313	45.750	4,046,100
1/17/2001	47.563	44.188	45.438	9,564,800
1/16/2001	47.938	46.500	47.000	4,751,700
1/12/2001	48.188	46.438	46.625	4,688,000

1/11/2001	47.500	45.313	47.500	8,221,800
1/10/2001	45.750	44.063	45.688	5,305,800
1/9/2001	44.875	42.375	44.875	5,011,200
1/8/2001	44.000	41.500	42.000	4,988,200
1/5/2001	46.125	42.875	43.563	6,709,900
1/4/2001	47.000	44.625	46.000	9,744,000
1/3/2001	43.750	39.375	43.500	9,959,100
1/2/2001	40.813	39.438	39.688	5,398,800



CSI Data Source: CSI
<http://www.csidata.com>

MSN - More Useful Everyday

[MSN Home](#) | [My MSN](#) | [Hotmail](#) | [Search](#) | [Shopping](#) | [Money](#) | [People & Chat](#)

©2003 Microsoft Corporation. All rights reserved. [Terms of Use](#) [Advertise](#) [TRUSTe Approved](#) [Privacy Statement](#) [GetNetWise](#)