

**Performance Results
Washington
August 2005 - July 2006
Qwest's Performance Assurance Plans (PAPs)**

[Click Here for Public Document on the Web](#)

PID Description	Month	CLEC		CLEC Result	Standard Deviation	Qwest		Q Result	Modified Z	Parity
		Numerator	Denominator			Numerator	Denominator			
BI-1A Time to Provide Usage Records UNEs and Resale Aggregate Parity	July 2006	25949190	16003992	1.62	0.79	12226580	4194778	2.91	-699.79	(426.44)
	June 2006	30970496	20165600	1.54	0.68	13726149	4934077	2.78	-786.31	(479.04)
	May 2006	28350501	18845038	1.5	0.64	13113260	4677250	2.8	-772.67	(470.75)
	April 2006	26226505	17871946	1.47	1.02	11943142	5359442	2.74	-767.28	(467.47)
	March 2006	30511162	21014614	1.45	0.63	14049554	4356918	2.69	-802.85	(489.10)
	February 2006	27526720	18814526	1.46	0.67	12548439	5222793	2.79	-630.47	(384.30)
	January 2006	30324583	20518961	1.48	0.63	14318765	4494246	2.92	-836.85	(509.77)
	December 2005	31133496	20998133	1.48	0.75	13720722	4910244	2.71	-781.86	(476.34)
	November 2005	41606485	22651883	1.84	10.02	14618917	5057048	2.79	-600.80	(366.26)
	October 2005	29226784	19881266	1.47	0.79	13193415	5233495	2.77	-736.85	(448.98)
	September 2005	35351908	22068706	1.6	0.8	15707932	4755279	2.93	-819.09	(498.97)
	August 2005	37020441	24916078	1.49	0.77	16574871	6096135	2.72	-839.38	(511.30)
	BI-1B Time to Provide Usage Records Jointly-provided Switched Access Benchmark 0.95	July 2006	23598262	23598262	100.00%	0	0	0	0.00%	0.00
June 2006		27169566	27169566	100.00%	0	0	0	0.00%	0.00	(0.16)
May 2006		23779417	23784490	99.98%	0.0146	0	0	0.00%	0.00	(0.16)
April 2006		23071106	23071106	100.00%	0	0	0	0.00%	0.00	(0.16)
March 2006		25343608	25343612	100.00%	0.0004	0	0	0.00%	0.00	(0.16)
February 2006		20952086	20952086	100.00%	0	0	0	0.00%	0.00	(0.16)
January 2006		20720938	20720967	100.00%	0.0012	0	0	0.00%	0.00	(0.16)
December 2005		20626381	20627327	100.00%	0.0068	0	0	0.00%	0.00	(0.16)
November 2005		21602938	21602941	100.00%	0.0004	0	0	0.00%	0.00	(0.16)
October 2005		21462702	21463395	100.00%	0.0057	0	0	0.00%	0.00	(0.16)
September 2005		22233524	22233798	100.00%	0.0035	0	0	0.00%	0.00	(0.16)
August 2005		20579311	20579317	100.00%	0.0005	0	0	0.00%	0.00	(0.16)
BI-1C-1 Time to Provide Usage Records [CAT11] UNEs and Resale Aggregate Parity		July 2006	4007	1821	2.2	0.8	12226580	4194778	2.91	-9.04
	June 2006	89150	47204	1.89	0.79	13726149	4934077	2.78	-61.22	(38.22)
	May 2006	184734	100174	1.84	0.74	13113260	4677250	2.8	-92.32	(57.12)
	April 2006	172178	95009	1.81	0.72	11943142	5359442	2.74	-91.17	(56.43)
	March 2006	303330	162902	1.86	0.82	14049554	4356918	2.69	-104.34	(64.43)
	February 2006	903729	490229	1.84	0.75	12548439	5222793	2.79	-157.08	(96.50)
	January 2006	1076030	593050	1.81	0.71	14318765	4494246	2.92	-234.27	(143.42)
	December 2005	1198636	660626	1.81	0.69	13720722	4910244	2.71	-216.24	(132.46)
	November 2005	8360658	736450	11.35	54.46	14618917	5057048	2.79	2094.98	1272.66
	October 2005	1194425	661764	1.8	0.71	13193415	5233495	2.77	-213.10	(130.56)
	September 2005	1498338	773321	1.94	0.79	15707932	4755279	2.93	-242.37	(148.35)
	August 2005	1581902	874318	1.81	0.71	16574871	6096135	2.72	-244.65	(149.74)
	BI-1C-2 Time to Provide Usage Records [CAT10] UNEs and Resale Aggregate Parity	July 2006	25945183	16002171	1.62	0.79	12226580	4194778	2.91	-699.82
June 2006		30881346	20118396	1.53	0.68	13726149	4934077	2.78	-786.65	(479.25)
May 2006		28165767	18744864	1.5	0.64	13113260	4677250	2.8	-773.34	(471.16)
April 2006		26054327	17776937	1.47	1.02	11943142	5359442	2.74	-767.99	(467.90)
March 2006		30207832	20851712	1.45	0.62	14049554	4356918	2.69	-804.30	(489.98)
February 2006		26622991	18324297	1.45	0.67	12548439	5222793	2.79	-633.66	(386.24)
January 2006		29248553	19925911	1.47	0.62	14318765	4494246	2.92	-840.27	(511.85)
December 2005		29934860	20337507	1.47	0.75	13720722	4910244	2.71	-786.23	(478.99)
November 2005		33245827	21915433	1.52	0.94	14618917	5057048	2.79	-799.13	(486.84)

	October 2005	28032359	19219502	1.46	0.79	13193415	5233495	2.77	-740.91	(451.44)
	September 2005	33853570	21295385	1.59	0.8	15707932	4755279	2.93	-823.68	(501.76)
	August 2005	35438539	24041760	1.47	0.77	16574871	6096135	2.72	-844.37	(514.34)
BI-2 Invoices Delivered within 10 Days All Parity by Design	July 2006	978	978	100.00%	0	0	0	0.00%	0.00	0.00
	June 2006	1110	1110	100.00%	0	0	0	0.00%	0.00	0.00
	May 2006	954	954	100.00%	0	0	0	0.00%	0.00	0.00
	April 2006	1005	1006	99.90%	0.0315	0	0	0.00%	0.00	0.00
	March 2006	1067	1071	99.63%	0.061	0	0	0.00%	0.00	0.00
	February 2006	948	949	99.89%	0.0324	0	0	0.00%	0.00	0.00
	January 2006	908	921	98.59%	0.118	0	0	0.00%	0.00	0.00
	December 2005	1074	1075	99.91%	0.0305	0	0	0.00%	0.00	0.00
	November 2005	885	887	99.77%	0.0474	0	0	0.00%	0.00	0.00
	October 2005	893	893	100.00%	0	0	0	0.00%	0.00	0.00
	September 2005	860	860	100.00%	0	0	0	0.00%	0.00	0.00
	August 2005	937	937	100.00%	0	0	0	0.00%	0.00	0.00
BI-3A Billing Accuracy - Adjustments for Errors UNEs and Resale Aggregate Parity	July 2006	2609434	2609875	99.98%	0.013	63134341	63381969	99.61%	-94.86	(58.67)
	June 2006	2666514	2667167	99.98%	0.0156	70793571	71074069	99.61%	-94.66	(58.55)
	May 2006	2657944	2658327	99.99%	0.012	71161735	71436336	99.62%	-95.72	(59.19)
	April 2006	2965676	2967395	99.94%	0.0241	63266889	76328219	99.51%	-104.41	(64.48)
	March 2006	3218096	3219767	99.95%	0.0228	74562181	63579499	99.55%	-104.98	(64.82)
	February 2006	1399816	1399822	100.00%	0.0022	58544217	74901642	99.50%	-82.78	(51.32)
	January 2006	2583525	2584373	99.97%	0.0181	63878065	58838164	99.54%	-99.35	(61.40)
	December 2005	2611076	2614393	99.87%	0.0356	77598347	64172463	99.55%	-77.36	(48.03)
	November 2005	2297246	2298644	99.94%	0.0247	63653733	77952091	99.52%	-90.16	(55.81)
	October 2005	5878727	5878853	100.00%	0.0046	74681845	63959817	99.46%	-171.01	(104.97)
	September 2005	5933439	5960619	99.54%	0.0674	75657840	75085672	99.12%	-106.42	(65.70)
	August 2005	6328465	6338830	99.84%	0.0404	76153208	76717272	99.26%	-161.94	(99.45)
BI-3B Billing Accuracy - Adjustments for Errors Reciprocal Compensation Benchmark 0.95	July 2006	56283	56283	100.00%	0	0	0	0.00%	0.00	(0.16)
	June 2006	60672	60672	100.00%	0	0	0	0.00%	0.00	(0.16)
	May 2006	62155	62155	100.00%	0	0	0	0.00%	0.00	(0.16)
	April 2006	69004	69004	100.00%	0	0	0	0.00%	0.00	(0.16)
	March 2006	62102	62102	100.00%	0	0	0	0.00%	0.00	(0.16)
	February 2006	69455	69455	100.00%	0	0	0	0.00%	0.00	(0.16)
	January 2006	64638	64638	100.00%	0	0	0	0.00%	0.00	(0.16)
	December 2005	70942	70942	100.00%	0	0	0	0.00%	0.00	(0.16)
	November 2005	69538	69538	100.00%	0	0	0	0.00%	0.00	(0.16)
	October 2005	64401	64401	100.00%	0	0	0	0.00%	0.00	(0.16)
	September 2005	64738	64738	100.00%	0	0	0	0.00%	0.00	(0.16)
	August 2005	65586	65586	100.00%	0	0	0	0.00%	0.00	(0.16)
BI-4A Billing Completeness UNEs and Resale Aggregate Parity	July 2006	23513	23518	99.98%	0.0146	165957	166899	99.44%	-10.41	(7.33)
	June 2006	23677	23690	99.95%	0.0234	158288	159193	99.43%	-9.81	(6.96)
	May 2006	25812	25828	99.94%	0.0249	150227	151146	99.39%	-10.43	(7.34)
	April 2006	29964	29976	99.96%	0.02	162721	158078	99.56%	-9.57	(6.82)
	March 2006	25381	25396	99.94%	0.0243	149148	163434	99.45%	-9.79	(6.95)
	February 2006	28716	28735	99.93%	0.0257	162966	149974	99.52%	-9.36	(6.69)
	January 2006	23136	23184	99.79%	0.0455	154652	163752	99.15%	-9.98	(7.07)
	December 2005	26414	26664	99.06%	0.0964	151117	155983	99.41%	6.87	3.18
	November 2005	32209	32269	99.81%	0.0431	176180	152012	99.51%	-7.23	(5.40)
	October 2005	30022	30033	99.96%	0.0191	170237	177052	99.37%	-11.95	(8.26)
	September 2005	32135	32180	99.86%	0.0374	157027	171310	99.34%	-10.56	(7.42)
	August 2005	48110	48142	99.93%	0.0258	172247	173518	99.27%	-15.16	(10.22)
BI-4B Billing Completeness Reciprocal Compensation Benchmark 0.95	July 2006	56283	56283	100.00%	0	0	0	0.00%	0.00	(0.16)
	June 2006	60672	60672	100.00%	0	0	0	0.00%	0.00	(0.16)

	May 2006	62155	62155	100.00%	0	0	0	0.00%	0.00	(0.16)
	April 2006	69004	69004	100.00%	0	0	0	0.00%	0.00	(0.16)
	March 2006	62102	62102	100.00%	0	0	0	0.00%	0.00	(0.16)
	February 2006	69455	69455	100.00%	0	0	0	0.00%	0.00	(0.16)
	January 2006	64638	64638	100.00%	0	0	0	0.00%	0.00	(0.16)
	December 2005	70942	70942	100.00%	0	0	0	0.00%	0.00	(0.16)
	November 2005	69538	69538	100.00%	0	0	0	0.00%	0.00	(0.16)
	October 2005	64401	64401	100.00%	0	0	0	0.00%	0.00	(0.16)
	September 2005	64738	64738	100.00%	0	0	0	0.00%	0.00	(0.16)
	August 2005	65586	65586	100.00%	0	0	0	0.00%	0.00	(0.16)
BI-5A Billing Accuracy & Claims Processing	July 2006	106	107	99.07%	0.0962	0	0	0.00%	0.00	(0.13)
- Acknowledgment All Benchmark 0.95	June 2006	116	123	94.31%	0.2317	0	0	0.00%	0.00	0.02
	May 2006	128	129	99.22%	0.0877	0	0	0.00%	0.00	(0.13)
	April 2006	151	163	92.64%	0.2612	0	0	0.00%	0.00	0.07
	March 2006	139	143	97.20%	0.1649	0	0	0.00%	0.00	(0.07)
	February 2006	144	146	98.63%	0.1162	0	0	0.00%	0.00	(0.11)
	January 2006	246	258	95.35%	0.2106	0	0	0.00%	0.00	(0.01)
	December 2005	205	205	100.00%	0	0	0	0.00%	0.00	(0.16)
	November 2005	199	200	99.50%	0.0705	0	0	0.00%	0.00	(0.14)
	October 2005	296	301	98.34%	0.1278	0	0	0.00%	0.00	(0.11)
	September 2005	221	225	98.22%	0.1321	0	0	0.00%	0.00	(0.10)
	August 2005	325	327	99.39%	0.078	0	0	0.00%	0.00	(0.14)
BI-5B Billing Accuracy & Claims Processing	July 2006	82	87	94.25%	0.2327	0	0	0.00%	0.00	0.02
- Resolution All Benchmark 0.95	June 2006	102	149	68.46%	0.4647	0	0	0.00%	0.00	0.84
	May 2006	132	239	55.23%	0.4973	0	0	0.00%	0.00	1.26
	April 2006	135	205	65.85%	0.4742	0	0	0.00%	0.00	0.92
	March 2006	102	204	50.00%	0.5	0	0	0.00%	0.00	1.42
	February 2006	189	220	85.91%	0.3479	0	0	0.00%	0.00	0.29
	January 2006	215	225	95.56%	0.2061	0	0	0.00%	0.00	(0.02)
	December 2005	222	225	98.67%	0.1147	0	0	0.00%	0.00	(0.12)
	November 2005	250	271	92.25%	0.2674	0	0	0.00%	0.00	0.09
	October 2005	357	382	93.46%	0.2473	0	0	0.00%	0.00	0.05
	September 2005	280	285	98.25%	0.1313	0	0	0.00%	0.00	(0.10)
	August 2005	237	267	88.76%	0.3158	0	0	0.00%	0.00	0.20
CP-1A Scheduled Interval 90 Calendar	July 2006	0	0	0	0	0	0	0.00%	0.00	0.00
Days or Less All Benchmark 90	June 2006	0	0	0	0	0	0	0.00%	0.00	0.00
	May 2006	0	0	0	0	0	0	0.00%	0.00	0.00
	April 2006	0	0	0	0	0	0	0.00%	0.00	0.00
	March 2006	0	0	0	0	0	0	0.00%	0.00	0.00
	February 2006	0	0	0	0	0	0	0.00%	0.00	0.00
	January 2006	0	0	0	0	0	0	0.00%	0.00	0.00
	December 2005	0	0	0	0	0	0	0.00%	0.00	0.00
	November 2005	0	0	0	0	0	0	0.00%	0.00	0.00
	October 2005	79	1	79	0	0	0	0.00%	0.00	(0.37)
	September 2005	64	1	64	0	0	0	0.00%	0.00	(0.87)
	August 2005	0	0	0	0	0	0	0.00%	0.00	0.00
CP-1B Scheduled Interval 91 to 120	July 2006	0	0	0	0	0	0	0.00%	0.00	0.00
Calendar Days All Benchmark 120	June 2006	0	0	0	0	0	0	0.00%	0.00	0.00
	May 2006	0	0	0	0	0	0	0.00%	0.00	0.00
	April 2006	0	0	0	0	0	0	0.00%	0.00	0.00
	March 2006	0	0	0	0	0	0	0.00%	0.00	0.00
	February 2006	117	1	117	0	0	0	0.00%	0.00	(0.08)
	January 2006	390	4	97.5	19	0	0	0.00%	0.00	(0.56)

	December 2005	0	0	0	0	0	0	0	0.00	0.00
	November 2005	0	0	0	0	0	0	0	0.00	0.00
	October 2005	468	5	93.6	17	0	0	0	0.00	(0.66)
	September 2005	118	1	118	0	0	0	0	0.00	(0.05)
	August 2005	111	1	111	0	0	0	0	0.00	(0.23)
CP-1C Scheduled Interval 121 to 150	July 2006	134	1	134	0	0	0	0	0.00	(0.32)
Calendar Days All Benchmark 150	June 2006	417	4	104.25	17	0	0	0	0.00	(0.92)
	May 2006	103	1	103	0	0	0	0	0.00	(0.94)
	April 2006	0	0	0	0	0	0	0	0.00	0.00
	March 2006	373	3	124.33	10	0	0	0	0.00	(0.51)
	February 2006	241	2	120.5	2	0	0	0	0.00	(0.59)
	January 2006	0	0	0	0	0	0	0	0.00	0.00
	December 2005	1037	8	129.63	20	0	0	0	0.00	(0.41)
	November 2005	194	2	97	50	0	0	0	0.00	(1.06)
	October 2005	0	0	0	0	0	0	0	0.00	0.00
	September 2005	239	2	119.5	2	0	0	0	0.00	(0.61)
	August 2005	832	7	118.86	16	0	0	0	0.00	(0.62)
CP-2B Non-Forecasted & Late Forecasted Collocations All Benchmark 0.9	July 2006	0	0	0.00%	0	0	0	0.00%	0.00	0.00
	June 2006	0	0	0.00%	0	0	0	0.00%	0.00	0.00
	May 2006	0	0	0.00%	0	0	0	0.00%	0.00	0.00
	April 2006	0	0	0.00%	0	0	0	0.00%	0.00	0.00
	March 2006	0	0	0.00%	0	0	0	0.00%	0.00	0.00
	February 2006	1	1	100.00%	0	0	0	0.00%	0.00	(0.33)
	January 2006	4	4	100.00%	0	0	0	0.00%	0.00	(0.33)
	December 2005	0	0	0.00%	0	0	0	0.00%	0.00	0.00
	November 2005	0	0	0.00%	0	0	0	0.00%	0.00	0.00
	October 2005	6	6	100.00%	0	0	0	0.00%	0.00	(0.33)
	September 2005	2	2	100.00%	0	0	0	0.00%	0.00	(0.33)
	August 2005	1	1	100.00%	0	0	0	0.00%	0.00	(0.33)
CP-2C Collocations with Intervals Longer than 120 Days All Benchmark 0.9	July 2006	1	1	100.00%	0.00%	0	0	0.00%	0.00	(0.33)
	June 2006	4	4	100.00%	0.00%	0	0	0.00%	0.00	(0.33)
	May 2006	3	3	100.00%	0.00%	0	0	0.00%	0.00	(0.33)
	April 2006	0	0	0.00%	0.00%	0	0	0.00%	0.00	0.00
	March 2006	7	7	100.00%	0.00%	0	0	0.00%	0.00	(0.33)
	February 2006	4	4	100.00%	0.00%	0	0	0.00%	0.00	(0.33)
	January 2006	2	2	100.00%	0.00%	0	0	0.00%	0.00	(0.33)
	December 2005	9	9	100.00%	0.00%	0	0	0.00%	0.00	(0.33)
	November 2005	3	3	100.00%	0.00%	0	0	0.00%	0.00	(0.33)
	October 2005	2	2	100.00%	0.00%	0	0	0.00%	0.00	(0.33)
	September 2005	5	5	100.00%	0.00%	0	0	0.00%	0.00	(0.33)
	August 2005	7	7	100.00%	0.00%	0	0	0.00%	0.00	(0.33)
CP-3 Collocation Feasibility Study Interval All Benchmark 10	July 2006	0	0	0.00	0	0	0	0.00	0.00	0.00
	June 2006	28	3	9.33	1.15	0	0	0.00	0.00	(0.20)
	May 2006	28	3	9.33	1.15	0	0	0.00	0.00	(0.20)
	April 2006	10	1	10.00	0	0	0	0.00	0.00	0.00
	March 2006	28	3	9.33	1.15	0	0	0.00	0.00	(0.20)
	February 2006	18	2	9.00	1.41	0	0	0.00	0.00	(0.30)
	January 2006	0	0	0.00	0	0	0	0.00	0.00	0.00
	December 2005	34	4	8.50	2.38	0	0	0.00	0.00	(0.45)
	November 2005	57	6	9.50	0.55	0	0	0.00	0.00	(0.15)
	October 2005	87	9	9.67	0.71	0	0	0.00	0.00	(0.10)
	September 2005	25	3	8.33	1.53	0	0	0.00	0.00	(0.50)
	August 2005	83	10	8.30	0.48	0	0	0.00	0.00	(0.51)

CP-4 Collocation Feasibility Study Commitments Met All Benchmark 0.9	July 2006	0	0	0.00%	0.00%	0	0	0.00%	0.00	0.00	
	June 2006	3	3	100.00%	0.00%	0	0	0.00%	0.00	(0.33)	
	May 2006	3	3	100.00%	0.00%	0	0	0.00%	0.00	(0.33)	
	April 2006	1	1	100.00%	0.00%	0	0	0.00%	0.00	(0.33)	
	March 2006	4	4	100.00%	0.00%	0	0	0.00%	0.00	(0.33)	
	February 2006	2	2	100.00%	0.00%	0	0	0.00%	0.00	(0.33)	
	January 2006	0	0	0.00%	0.00%	0	0	0.00%	0.00	0.00	
	December 2005	4	4	100.00%	0.00%	0	0	0.00%	0.00	(0.33)	
	November 2005	6	6	100.00%	0.00%	0	0	0.00%	0.00	(0.33)	
	October 2005	9	9	100.00%	0.00%	0	0	0.00%	0.00	(0.33)	
	September 2005	3	3	100.00%	0.00%	0	0	0.00%	0.00	(0.33)	
	August 2005	10	10	100.00%	0.00%	0	0	0.00%	0.00	(0.33)	
	DA-1 Speed of Answer - Directory Assistance Parity by Design	July 2006	0	0	:00	0	8.22	1	:48	0.00	0.00
		June 2006	0	0	:00	0	8.49	1	:36	0.00	0.00
May 2006		0	0	:00	0	7.91	1	:24	0.00	0.00	
April 2006		0	0	:00	0	7.82	1	:48	0.00	0.00	
March 2006		0	0	:00	0	7.16	1	:24	0.00	0.00	
February 2006		0	0	:00	0	8.03	1	:12	0.00	0.00	
January 2006		0	0	:00	0	8.15	1	:00	0.00	0.00	
December 2005		0	0	:00	0	8.64	1	:36	0.00	0.00	
November 2005		0	0	:00	0	8.31	1	:24	0.00	0.00	
October 2005		0	0	:00	0	7.98	1	:12	0.00	0.00	
September 2005		0	0	:00	0	7.82	1	:48	0.00	0.00	
August 2005		0	0	:00	0	7.7	1	:00	0.00	0.00	
DB-1A Time to Update Databases E911 Parity by Design		July 2006	0	99548	0:18	0	0	0	0:00	0.00	0.00
		June 2006	0	115825	0:22	0	0	0	0:00	0.00	0.00
	May 2006	0	104836	0:19	0	0	0	0:00	0.00	0.00	
	April 2006	0	93064	0:22	0	0	0	0:00	0.00	0.00	
	March 2006	0	116307	0:19	0	0	0	0:00	0.00	0.00	
	February 2006	0	101035	0:20	0	0	0	0:00	0.00	0.00	
	January 2006	0	112971	0:18	0	0	0	0:00	0.00	0.00	
	December 2005	0	99803	0:20	0	0	0	0:00	0.00	0.00	
	November 2005	0	105476	0:18	0	0	0	0:00	0.00	0.00	
	October 2005	0	124143	0:26	0	0	0	0:00	0.00	0.00	
	September 2005	0	126340	0:23	0	0	0	0:00	0.00	0.00	
	August 2005	0	136891	0:21	0	0	0	0:00	0.00	0.00	
	DB-1B Time to Update Databases LIDB Parity by Design	July 2006	4643854	4477434	:36	0	0	0	:00	0.00	0.00
		June 2006	4845382	4683234	:12	0	0	0	:00	0.00	0.00
May 2006		4501047	4339774	:36	0	0	0	:00	0.00	0.00	
April 2006		4650892	4506057	:12	0	0	0	:00	0.00	0.00	
March 2006		5689336	5542696	:12	0	0	0	:00	0.00	0.00	
February 2006		4770756	4613478	:12	0	0	0	:00	0.00	0.00	
January 2006		4661745	4490337	:36	0	0	0	:00	0.00	0.00	
December 2005		4534597	4384303	:12	0	0	0	:00	0.00	0.00	
November 2005		5209608	5048769	:12	0	0	0	:00	0.00	0.00	
October 2005		6232758	6087960	:48	0	0	0	:00	0.00	0.00	
September 2005		5142112	4990613	:12	0	0	0	:00	0.00	0.00	
August 2005		5338818	5175450	:12	0	0	0	:00	0.00	0.00	
DB-1C-1 Time to Update Databases Directory Listing Parity by Design		July 2006	76674.43	298858	:24	0.44	0	0	:00	0.00	0.00
		June 2006	81712.75	294263	:12	0.45	0	0	:00	0.00	0.00
	May 2006	93771.78	296794	:48	0.46	0	0	:00	0.00	0.00	
	April 2006	66657.46	241234	:12	0.45	0	0	:00	0.00	0.00	
	March 2006	82440.23	308030	:48	0.44	0	0	:00	0.00	0.00	

	February 2006	67769.1	264983	:24	0.44	0	0	:00	0.00	0.00
	January 2006	71864.83	293655	:36	0.43	0	0	:00	0.00	0.00
	December 2005	64441.16	248043	:24	0.44	0	0	:00	0.00	0.00
	November 2005	80842.14	274862	:36	0.46	0	0	:00	0.00	0.00
	October 2005	81251.81	314689	:24	0.44	0	0	:00	0.00	0.00
	September 2005	78332.27	299144	:24	0.44	0	0	:00	0.00	0.00
	August 2005	82323.16	338294	:36	0.43	0	0	:00	0.00	0.00
DB-2C-1 Accurate Database Updates	July 2006	208519	211210	98.73%	0.1122	0	0	0.00%	0.00	0.00
Directory Listing Parity by Design	June 2006	235133	238085	98.76%	0.1107	0	0	0.00%	0.00	0.00
	May 2006	220422	223281	98.72%	0.1124	0	0	0.00%	0.00	0.00
	April 2006	194383	197524	98.41%	0.1251	0	0	0.00%	0.00	0.00
	March 2006	257525	261582	98.45%	0.1236	0	0	0.00%	0.00	0.00
	February 2006	219478	222978	98.43%	0.1243	0	0	0.00%	0.00	0.00
	January 2006	244253	247697	98.61%	0.1171	0	0	0.00%	0.00	0.00
	December 2005	200460	203551	98.48%	0.1223	0	0	0.00%	0.00	0.00
	November 2005	219204	223728	97.98%	0.1408	0	0	0.00%	0.00	0.00
	October 2005	256443	260725	98.36%	0.1271	0	0	0.00%	0.00	0.00
	September 2005	237852	241757	98.38%	0.1261	0	0	0.00%	0.00	0.00
	August 2005	269842	275295	98.02%	0.1393	0	0	0.00%	0.00	0.00
GA-1 Gateway Availability - IMA-GUI All	July 2006	29498	29580	99.72%	0	0	0	0.00%	0.00	0.00
Benchmark 0.9925	June 2006	29261	29280	99.94%	0	0	0	0.00%	0.00	0.00
	May 2006	30360	30360	100.00%	0	0	0	0.00%	0.00	0.00
	April 2006	27819	27900	99.71%	0	0	0	0.00%	0.00	0.00
	March 2006	30304	30360	99.82%	0	0	0	0.00%	0.00	0.00
	February 2006	27057	27120	99.77%	0	0	0	0.00%	0.00	0.00
	January 2006	29745	29760	99.95%	0	0	0	0.00%	0.00	0.00
	December 2005	31020	31020	100.00%	0	0	0	0.00%	0.00	0.00
	November 2005	29266	29280	99.95%	0	0	0	0.00%	0.00	0.00
	October 2005	28897	28920	99.92%	0	0	0	0.00%	0.00	0.00
	September 2005	29252	29280	99.90%	0	0	0	0.00%	0.00	0.00
	August 2005	30341	30360	99.94%	0	0	0	0.00%	0.00	0.00
GA-1 Gateway Availability - IMA-GUI SIA	July 2006	29580	29580	100.00%	0	0	0	0.00%	0.00	0.00
Benchmark 0.9925	June 2006	29280	29280	100.00%	0	0	0	0.00%	0.00	0.00
	May 2006	30360	30360	100.00%	0	0	0	0.00%	0.00	0.00
	April 2006	28500	28500	100.00%	0	0	0	0.00%	0.00	0.00
	March 2006	30360	30360	100.00%	0	0	0	0.00%	0.00	0.00
	February 2006	27120	27120	100.00%	0	0	0	0.00%	0.00	0.00
	January 2006	29760	29760	100.00%	0	0	0	0.00%	0.00	0.00
	December 2005	31020	31020	100.00%	0	0	0	0.00%	0.00	0.00
	November 2005	29212	29280	99.77%	0	0	0	0.00%	0.00	0.00
	October 2005	29580	29580	100.00%	0	0	0	0.00%	0.00	0.00
	September 2005	29280	29280	100.00%	0	0	0	0.00%	0.00	0.00
	August 2005	29880	29880	100.00%	0	0	0	0.00%	0.00	0.00
GA-2 Gateway Availability - IMA-EDI	July 2006	29518	29580	99.79%	0	0	0	0.00%	0.00	0.00
Benchmark 0.9925	June 2006	29280	29280	100.00%	0	0	0	0.00%	0.00	0.00
	May 2006	30360	30360	100.00%	0	0	0	0.00%	0.00	0.00
	April 2006	27819	27900	99.71%	0	0	0	0.00%	0.00	0.00
	March 2006	30360	30360	100.00%	0	0	0	0.00%	0.00	0.00
	February 2006	27083	27120	99.86%	0	0	0	0.00%	0.00	0.00
	January 2006	29745	29760	99.95%	0	0	0	0.00%	0.00	0.00
	December 2005	31020	31020	100.00%	0	0	0	0.00%	0.00	0.00
	November 2005	29266	29280	99.95%	0	0	0	0.00%	0.00	0.00
	October 2005	28897	28920	99.92%	0	0	0	0.00%	0.00	0.00

	September 2005	29252	29280	99.90%	0	0	0	0.00%	0.00	0.00
	August 2005	30360	30360	100.00%	0	0	0	0.00%	0.00	0.00
GA-3 Gateway Availability - EB-TA	July 2006	42840	42840	100.00%	0	0	0	0.00%	0.00	0.00
Benchmark 0.9925	June 2006	41760	41760	100.00%	0	0	0	0.00%	0.00	0.00
	May 2006	43200	43200	100.00%	0	0	0	0.00%	0.00	0.00
	April 2006	41400	41400	100.00%	0	0	0	0.00%	0.00	0.00
	March 2006	43200	43200	100.00%	0	0	0	0.00%	0.00	0.00
	February 2006	38746	38880	99.66%	0	0	0	0.00%	0.00	0.00
	January 2006	42881	42900	99.96%	0	0	0	0.00%	0.00	0.00
	December 2005	43140	43140	100.00%	0	0	0	0.00%	0.00	0.00
	November 2005	41760	41760	100.00%	0	0	0	0.00%	0.00	0.00
	October 2005	42210	42210	100.00%	0	0	0	0.00%	0.00	0.00
	September 2005	41760	41760	100.00%	0	0	0	0.00%	0.00	0.00
	August 2005	43200	43200	100.00%	0	0	0	0.00%	0.00	0.00
GA-4 System Availability - EXACT	July 2006	21600	21600	100.00%	0	0	0	0.00%	0.00	0.00
Benchmark 0.9925	June 2006	21960	21960	100.00%	0	0	0	0.00%	0.00	0.00
	May 2006	22860	22860	100.00%	0	0	0	0.00%	0.00	0.00
	April 2006	20700	20700	100.00%	0	0	0	0.00%	0.00	0.00
	March 2006	22860	22860	100.00%	0	0	0	0.00%	0.00	0.00
	February 2006	20160	20160	100.00%	0	0	0	0.00%	0.00	0.00
	January 2006	21960	21960	100.00%	0	0	0	0.00%	0.00	0.00
	December 2005	22500	22500	100.00%	0	0	0	0.00%	0.00	0.00
	November 2005	21960	21960	100.00%	0	0	0	0.00%	0.00	0.00
	October 2005	21600	21600	100.00%	0	0	0	0.00%	0.00	0.00
	September 2005	21960	21960	100.00%	0	0	0	0.00%	0.00	0.00
	August 2005	22860	22860	100.00%	0	0	0	0.00%	0.00	0.00
GA-6 Gateway Availability - GUI - Repair	July 2006	38730	38730	100.00%	0	0	0	0.00%	0.00	0.00
Benchmark 0.9925	June 2006	37770	37770	100.00%	0	0	0	0.00%	0.00	0.00
	May 2006	39039	39075	99.91%	0	0	0	0.00%	0.00	0.00
	April 2006	37425	37425	100.00%	0	0	0	0.00%	0.00	0.00
	March 2006	39075	39075	100.00%	0	0	0	0.00%	0.00	0.00
	February 2006	35026	35160	99.62%	0	0	0	0.00%	0.00	0.00
	January 2006	38850	38850	100.00%	0	0	0	0.00%	0.00	0.00
	December 2005	38955	38955	100.00%	0	0	0	0.00%	0.00	0.00
	November 2005	37770	37770	100.00%	0	0	0	0.00%	0.00	0.00
	October 2005	38220	38220	100.00%	0	0	0	0.00%	0.00	0.00
	September 2005	37761	37770	99.98%	0	0	0	0.00%	0.00	0.00
	August 2005	38870	39075	99.48%	0	0	0	0.00%	0.00	0.00
GA-7 Timely Outage Resolution following	July 2006	0	0	0.00%	0	0	0	0.00%	0.00	0.00
Software Releases Benchmark 0.95	June 2006	0	0	0.00%	0	0	0	0.00%	0.00	0.00
	May 2006	0	0	0.00%	0	0	0	0.00%	0.00	0.00
	April 2006	0	0	0.00%	0	0	0	0.00%	0.00	0.00
	March 2006	0	0	0.00%	0	0	0	0.00%	0.00	0.00
	February 2006	0	0	0.00%	0	0	0	0.00%	0.00	0.00
	January 2006	0	0	0.00%	0	0	0	0.00%	0.00	0.00
	December 2005	0	0	0.00%	0	0	0	0.00%	0.00	0.00
	November 2005	0	0	0.00%	0	0	0	0.00%	0.00	0.00
	October 2005	0	0	0.00%	0	0	0	0.00%	0.00	0.00
	September 2005	0	0	0.00%	0	0	0	0.00%	0.00	0.00
	August 2005	0	0	0.00%	0	0	0	0.00%	0.00	0.00
MR-10 Customer and Non-Qwest Related	July 2006	6	9	66.67%	0.4714	1161	3094	37.52%	1.80	0.03
Trouble Reports Business Parity	June 2006	1	8	12.50%	0.3307	1195	3313	36.07%	-1.39	(1.84)
	May 2006	6	11	54.55%	0.4979	1177	3254	36.17%	1.27	(0.26)

	April 2006	5	13	38.46%	0.4865	1015	3082	37.75%	0.05	(0.96)
	March 2006	6	14	42.86%	0.4949	1181	2689	37.59%	0.41	(0.75)
	February 2006	4	9	44.44%	0.4969	1242	3142	37.67%	0.42	(0.75)
	January 2006	3	10	30.00%	0.4583	1588	3297	35.70%	-0.38	(1.23)
	December 2005	2	7	28.57%	0.4518	1230	4448	38.34%	-0.53	(1.32)
	November 2005	8	19	42.11%	0.4937	1256	3208	37.43%	0.42	(0.74)
	October 2005	2	10	20.00%	0.4	1320	3356	38.36%	-1.19	(1.72)
	September 2005	6	8	75.00%	0.433	1222	3441	39.65%	2.04	0.17
	August 2005	4	9	44.44%	0.4969	1363	3516	38.77%	0.35	(0.79)
MR-10 Customer and Non-Qwest Related	July 2006	1	1	100.00%	0	37	124	29.84%	1.53	(0.37)
Trouble Reports Centrex Parity	June 2006	0	1	0.00%	0	45	151	29.80%	-0.65	(1.39)
	May 2006	0	2	0.00%	0	37	148	25.00%	-0.81	(1.49)
	April 2006	0	0	0.00%	0	0	143	0.00%	0.00	0.00
	March 2006	1	2	50.00%	0.5	49	0	30.06%	0.61	(0.70)
	February 2006	1	1	100.00%	0	51	163	32.90%	1.42	(0.41)
	January 2006	0	3	0.00%	0	55	155	30.73%	-1.14	(1.70)
	December 2005	2	4	50.00%	0.5	39	179	27.08%	1.02	(0.45)
	November 2005	1	1	100.00%	0	40	144	28.78%	1.57	(0.35)
	October 2005	1	2	50.00%	0.5	32	139	23.53%	0.88	(0.57)
	September 2005	1	1	100.00%	0	48	136	33.57%	1.40	(0.41)
	August 2005	0	3	0.00%	0	48	153	31.37%	-1.16	(1.71)
MR-10 Customer and Non-Qwest Related	July 2006	1	9	11.11%	0.3143	59	194	30.41%	-1.23	(1.75)
Trouble Reports Centrex 21 Parity	June 2006	4	10	40.00%	0.4899	56	200	28.00%	0.82	(0.52)
	May 2006	2	6	33.33%	0.4714	63	200	31.50%	0.10	(0.94)
	April 2006	1	3	33.33%	0.4714	60	239	31.41%	0.07	(0.95)
	March 2006	1	5	20.00%	0.4	55	191	28.21%	-0.40	(1.24)
	February 2006	3	4	75.00%	0.433	86	195	37.39%	1.54	(0.15)
	January 2006	1	3	33.33%	0.4714	89	230	28.71%	0.18	(0.89)
	December 2005	6	7	85.71%	0.3499	86	310	38.05%	2.56	0.49
	November 2005	3	4	75.00%	0.433	65	226	29.82%	1.96	0.04
	October 2005	3	4	75.00%	0.433	84	218	37.00%	1.56	(0.14)
	September 2005	2	7	28.57%	0.4518	88	227	36.82%	-0.45	(1.27)
	August 2005	2	6	33.33%	0.4714	77	252	30.56%	0.15	(0.90)
MR-10 Customer and Non-Qwest Related	July 2006	1	1	100.00%	0	189	429	44.06%	1.13	(0.53)
Trouble Reports DS0 Parity	June 2006	0	0	0.00%	0	0	0	0.00%	0.00	0.00
	May 2006	0	2	0.00%	0	221	504	43.85%	-1.25	(1.76)
	April 2006	1	1	100.00%	0	143	453	38.86%	1.25	(0.47)
	March 2006	0	2	0.00%	0	162	368	36.90%	-1.08	(1.66)
	February 2006	0	0	0.00%	0	0	439	0.00%	0.00	0.00
	January 2006	0	0	0.00%	0	0	0	0.00%	0.00	0.00
	December 2005	0	0	0.00%	0	0	0	0.00%	0.00	0.00
	November 2005	2	3	66.67%	0.4714	155	0	35.23%	1.14	(0.40)
	October 2005	0	0	0.00%	0	0	440	0.00%	0.00	0.00
	September 2005	0	1	0.00%	0	205	0	45.25%	-0.91	(1.55)
	August 2005	0	0	0.00%	0	0	0	0.00%	0.00	0.00
MR-10 Customer and Non-Qwest Related	July 2006	0	0	0.00%	0	0	0	0.00%	0.00	0.00
Trouble Reports DS1 Parity	June 2006	0	0	0.00%	0	0	0	0.00%	0.00	0.00
	May 2006	0	0	0.00%	0	0	0	0.00%	0.00	0.00
	April 2006	0	1	0.00%	0	55	348	19.78%	-0.50	(1.30)
	March 2006	0	3	0.00%	0	95	278	26.76%	-1.04	(1.63)
	February 2006	2	4	50.00%	0.5	103	355	27.03%	1.03	(0.44)
	January 2006	0	0	0.00%	0	0	381	0.00%	0.00	0.00
	December 2005	0	0	0.00%	0	0	0	0.00%	0.00	0.00

	November 2005	0	1	0.00%	0	82	0	23.30%	-0.55	(1.33)
	October 2005	1	3	33.33%	0.4714	93	352	27.19%	0.24	(0.86)
	September 2005	0	3	0.00%	0	100	342	28.74%	-1.10	(1.67)
	August 2005	0	1	0.00%	0	91	365	24.93%	-0.58	(1.35)
MR-10 Customer and Non-Qwest Related Trouble Reports DS3 Parity	July 2006	0	0	0.00%	0	0	0	0.00%	0.00	0.00
	June 2006	0	0	0.00%	0	0	0	0.00%	0.00	0.00
	May 2006	0	0	0.00%	0	0	0	0.00%	0.00	0.00
	April 2006	0	0	0.00%	0	0	0	0.00%	0.00	0.00
	March 2006	0	0	0.00%	0	0	0	0.00%	0.00	0.00
	February 2006	0	0	0.00%	0	0	0	0.00%	0.00	0.00
	January 2006	0	0	0.00%	0	0	0	0.00%	0.00	0.00
	December 2005	1	1	100.00%	0	5	0	62.50%	0.73	(0.77)
	November 2005	0	0	0.00%	0	0	8	0.00%	0.00	0.00
	October 2005	0	0	0.00%	0	0	0	0.00%	0.00	0.00
	September 2005	0	0	0.00%	0	0	0	0.00%	0.00	0.00
	August 2005	0	0	0.00%	0	0	0	0.00%	0.00	0.00
MR-10 Customer and Non-Qwest Related Trouble Reports E911 Parity	July 2006	0	0	0.00%	0	0	0	0.00%	0.00	0.00
	June 2006	0	1	0.00%	0	1	9	11.11%	-0.34	(1.20)
	May 2006	0	0	0.00%	0	0	0	0.00%	0.00	0.00
	April 2006	0	0	0.00%	0	0	0	0.00%	0.00	0.00
	March 2006	0	0	0.00%	0	0	0	0.00%	0.00	0.00
	February 2006	0	0	0.00%	0	0	0	0.00%	0.00	0.00
	January 2006	0	1	0.00%	0	0	0	0.00%	0.00	0.00
	December 2005	0	0	0.00%	0	0	7	0.00%	0.00	0.00
	November 2005	0	0	0.00%	0	0	0	0.00%	0.00	0.00
	October 2005	0	0	0.00%	0	0	0	0.00%	0.00	0.00
	September 2005	0	0	0.00%	0	0	0	0.00%	0.00	0.00
	August 2005	0	0	0.00%	0	0	0	0.00%	0.00	0.00
MR-10 Customer and Non-Qwest Related Trouble Reports LIS Trunk Parity	July 2006	8	16	50.00%	0.5	1	2	50.00%	0.00	(1.00)
	June 2006	7	12	58.33%	0.493	6	9	66.67%	-0.40	(1.24)
	May 2006	8	14	57.14%	0.4949	6	11	54.55%	0.13	(0.96)
	April 2006	10	13	76.92%	0.4213	8	13	57.14%	1.04	(0.39)
	March 2006	6	15	40.00%	0.4899	4	14	44.44%	-0.21	(1.13)
	February 2006	13	30	43.33%	0.4955	9	9	69.23%	-1.69	(2.03)
	January 2006	14	32	43.75%	0.4961	8	13	72.73%	-1.86	(2.13)
	December 2005	10	22	45.45%	0.4979	7	11	50.00%	-0.27	(1.16)
	November 2005	13	26	50.00%	0.5	8	14	53.33%	-0.21	(1.13)
	October 2005	16	32	50.00%	0.5	36	15	53.73%	-0.35	(1.21)
	September 2005	8	19	42.11%	0.4937	8	67	61.54%	-1.11	(1.67)
	August 2005	7	22	31.82%	0.4658	11	27	40.74%	-0.63	(1.38)
MR-10 Customer and Non-Qwest Related Trouble Reports PBX Parity	July 2006	2	3	66.67%	0.4714	21	59	35.59%	1.10	(0.42)
	June 2006	0	0	0.00%	0	0	0	0.00%	0.00	0.00
	May 2006	0	1	0.00%	0	29	67	43.28%	-0.87	(1.53)
	April 2006	1	8	12.50%	0.3307	35	94	47.95%	-1.91	(2.16)
	March 2006	1	2	50.00%	0.5	38	73	45.78%	0.12	(0.97)
	February 2006	0	0	0.00%	0	0	83	0.00%	0.00	0.00
	January 2006	2	4	50.00%	0.5	46	0	41.44%	0.34	(0.82)
	December 2005	0	0	0.00%	0	0	111	0.00%	0.00	0.00
	November 2005	0	1	0.00%	0	38	0	39.58%	-0.81	(1.49)
	October 2005	1	3	33.33%	0.4714	34	96	33.33%	0.00	(1.00)
	September 2005	0	2	0.00%	0	43	102	45.74%	-1.28	(1.78)
	August 2005	1	2	50.00%	0.5	37	113	32.74%	0.52	(0.75)
MR-10 Customer and Non-Qwest Related	July 2006	6	11	54.55%	0.4979	14878	21302	69.84%	-1.11	(1.67)

Trouble Reports Qwest DSL Parity	June 2006	3	8	37.50%	0.4841	14330	20513	69.86%	-1.99	(2.21)	
	May 2006	11	19	57.89%	0.4937	14322	20444	70.05%	-1.16	(1.70)	
	April 2006	11	19	57.89%	0.4937	14107	19175	74.27%	-1.63	(1.99)	
	March 2006	6	9	66.67%	0.4714	15977	18995	72.42%	-0.39	(1.23)	
	February 2006	7	13	53.85%	0.4985	16362	22062	60.97%	-0.53	(1.32)	
	January 2006	14	20	70.00%	0.4583	16953	26834	73.04%	-0.31	(1.19)	
	December 2005	5	12	41.67%	0.493	15036	23210	72.11%	-2.35	(2.43)	
	November 2005	18	30	60.00%	0.4899	14757	20852	72.47%	-1.53	(1.93)	
	October 2005	7	21	33.33%	0.4714	15294	20363	72.37%	-4.00	(3.43)	
	September 2005	11	16	68.75%	0.4635	14218	21133	74.15%	-0.49	(1.30)	
	August 2005	10	13	76.92%	0.4213	14789	20575	71.88%	0.40	(0.79)	
	MR-10 Customer and Non-Qwest Related	July 2006	30	76	39.47%	0.4888	7395	22829	32.39%	1.32	(0.21)
	Trouble Reports Residence Parity	June 2006	29	92	31.52%	0.4646	8274	23955	34.54%	-0.61	(1.37)
May 2006		33	110	30.00%	0.4583	7737	23356	33.13%	-0.70	(1.42)	
April 2006		44	107	41.12%	0.4921	6719	22303	34.53%	1.43	(0.14)	
March 2006		58	115	50.43%	0.5	7768	19458	35.02%	3.46	1.05	
February 2006		59	125	47.20%	0.4992	9155	22183	35.47%	2.73	0.63	
January 2006		66	146	45.21%	0.4977	13243	25810	36.33%	2.23	0.34	
December 2005		42	105	40.00%	0.4899	10254	36456	36.85%	0.67	(0.59)	
November 2005		70	149	46.98%	0.4991	10458	27828	39.36%	1.90	0.15	
October 2005		64	162	39.51%	0.4889	9885	26573	37.50%	0.52	(0.68)	
September 2005		60	146	41.10%	0.492	7759	26357	34.79%	1.59	(0.04)	
August 2005		54	150	36.00%	0.48	8818	25927	34.01%	0.51	(0.69)	
MR-10 Customer and Non-Qwest Related		July 2006	0	1	0.00%	0	3	9	33.33%	-0.67	(1.41)
Trouble Reports UDIT Above DS1 Level Parity		June 2006	0	1	0.00%	0	6	12	50.00%	-0.96	(1.58)
	May 2006	1	1	100.00%	0	1	4	25.00%	1.55	(0.47)	
	April 2006	1	11	9.09%	0.2875	1	5	50.00%	-1.06	(1.65)	
	March 2006	1	3	33.33%	0.4714	7	2	53.85%	-0.64	(1.39)	
	February 2006	3	5	60.00%	0.4899	4	13	57.14%	0.10	(1.02)	
	January 2006	1	1	100.00%	0	4	7	40.00%	1.17	(0.54)	
	December 2005	0	4	0.00%	0	5	10	62.50%	-2.11	(2.28)	
	November 2005	2	10	20.00%	0.4	4	8	36.36%	-0.78	(1.47)	
	October 2005	7	9	77.78%	0.4157	2	11	66.67%	0.35	(0.86)	
	September 2005	0	1	0.00%	0	2	3	40.00%	-0.75	(1.45)	
	August 2005	0	1	0.00%	0	3	11	27.27%	-0.59	(1.36)	
	MR-10 Customer and Non-Qwest Related	July 2006	0	0	0.00%	0	0	0	0.00%	0.00	0.00
	Trouble Reports UDIT DS1 Parity	June 2006	0	1	0.00%	0	88	352	25.00%	-0.58	(1.35)
May 2006		0	0	0.00%	0	0	0	0.00%	0.00	0.00	
April 2006		0	0	0.00%	0	0	0	0.00%	0.00	0.00	
March 2006		0	2	0.00%	0	95	0	26.76%	-0.85	(1.52)	
February 2006		3	7	42.86%	0.4949	103	355	27.03%	0.93	(0.46)	
January 2006		0	0	0.00%	0	0	381	0.00%	0.00	0.00	
December 2005		0	1	0.00%	0	90	0	24.39%	-0.57	(1.34)	
November 2005		0	0	0.00%	0	0	369	0.00%	0.00	0.00	
October 2005		2	2	100.00%	0	93	0	27.19%	2.31	0.10	
September 2005		0	0	0.00%	0	0	342	0.00%	0.00	0.00	
August 2005		0	5	0.00%	0	91	365	24.93%	-1.28	(1.78)	
MR-10 Customer and Non-Qwest Related		July 2006	67	136	49.26%	0.4999	19	57	33.33%	2.14	0.23
Trouble Reports Unbundled Loop - 2 Wire Non-Loaded Parity		June 2006	65	108	60.19%	0.4895	29	65	44.62%	2.00	0.20
	May 2006	51	105	48.57%	0.4998	35	97	36.08%	1.85	0.09	
	April 2006	71	113	62.83%	0.4833	27	105	41.54%	2.78	0.66	
	March 2006	59	106	55.66%	0.4968	43	65	50.59%	0.70	(0.58)	
	February 2006	48	117	41.03%	0.4919	24	85	33.33%	1.09	(0.36)	

	January 2006	62	133	46.62%	0.4989	30	72	28.85%	3.00	0.70
	December 2005	58	114	50.88%	0.4999	35	104	43.75%	0.99	(0.41)
	November 2005	59	92	64.13%	0.4796	36	80	45.00%	2.52	0.53
	October 2005	31	88	35.23%	0.4777	42	80	45.16%	-1.34	(1.82)
	September 2005	17	48	35.42%	0.4783	31	93	29.52%	0.74	(0.56)
	August 2005	23	64	35.94%	0.4798	43	135	31.85%	0.58	(0.66)
MR-10 Customer and Non-Qwest Related	July 2006	0	1	0.00%	0	71	335	21.19%	-0.52	(1.31)
Trouble Reports Unbundled Loop - 4 Wire	June 2006	1	1	100.00%	0	88	352	25.00%	1.73	(0.30)
Non-Loaded Parity	May 2006	1	1	100.00%	0	77	347	22.19%	1.87	(0.25)
	April 2006	1	1	100.00%	0	55	0	19.78%	2.01	(0.21)
	March 2006	0	0	0.00%	0	0	278	0.00%	0.00	0.00
	February 2006	0	0	0.00%	0	0	0	0.00%	0.00	0.00
	January 2006	1	1	100.00%	0	94	0	25.34%	1.71	(0.30)
	December 2005	1	1	100.00%	0	90	371	24.39%	1.76	(0.29)
	November 2005	0	0	0.00%	0	0	369	0.00%	0.00	0.00
	October 2005	1	1	100.00%	0	93	0	27.19%	1.63	(0.33)
	September 2005	0	0	0.00%	0	0	342	0.00%	0.00	0.00
	August 2005	0	0	0.00%	0	0	0	0.00%	0.00	0.00
MR-10 Customer and Non-Qwest Related	July 2006	5	7	71.43%	0.4518	14878	21302	69.84%	0.09	(0.98)
Trouble Reports Unbundled Loop - ADSL	June 2006	2	2	100.00%	0	14330	20513	69.86%	0.93	(0.58)
Qualified Parity	May 2006	2	5	40.00%	0.4899	14322	20444	70.05%	-1.47	(1.89)
	April 2006	2	3	66.67%	0.4714	14107	19175	74.27%	-0.30	(1.18)
	March 2006	6	8	75.00%	0.433	15977	18995	72.42%	0.16	(0.94)
	February 2006	2	3	66.67%	0.4714	16362	22062	60.97%	0.20	(0.92)
	January 2006	0	1	0.00%	0	16953	26834	73.04%	-1.65	(2.00)
	December 2005	3	4	75.00%	0.433	15036	23210	72.11%	0.13	(0.97)
	November 2005	0	3	0.00%	0	14757	20852	72.47%	-2.81	(2.71)
	October 2005	3	5	60.00%	0.4899	15294	20363	72.37%	-0.62	(1.38)
	September 2005	0	1	0.00%	0	14218	21133	74.15%	-1.69	(2.03)
	August 2005	1	2	50.00%	0.5	14789	20575	71.88%	-0.69	(1.42)
MR-10 Customer and Non-Qwest Related	July 2006	32	142	22.54%	0.4178	71	335	21.19%	0.33	(0.80)
Trouble Reports Unbundled Loop - DS1	June 2006	43	147	29.25%	0.4549	88	352	25.00%	1.00	(0.40)
Capable Parity	May 2006	34	150	22.67%	0.4187	77	347	22.19%	0.12	(0.93)
	April 2006	29	124	23.39%	0.4233	55	348	19.78%	0.84	(0.50)
	March 2006	41	139	29.50%	0.456	95	278	26.76%	0.62	(0.63)
	February 2006	40	162	24.69%	0.4312	103	355	27.03%	-0.56	(1.34)
	January 2006	42	192	21.88%	0.4134	94	381	25.34%	-0.90	(1.54)
	December 2005	39	136	28.68%	0.4523	90	371	24.39%	0.99	(0.41)
	November 2005	39	147	26.53%	0.4415	82	369	23.30%	0.78	(0.53)
	October 2005	25	168	14.88%	0.3559	93	352	27.19%	-2.94	(2.79)
	September 2005	16	87	18.39%	0.3874	100	342	28.74%	-1.91	(2.16)
	August 2005	35	151	23.18%	0.422	91	365	24.93%	-0.42	(1.25)
MR-10 Customer and Non-Qwest Related	July 2006	5	9	55.56%	0.4969	1	3	33.33%	0.71	(0.71)
Trouble Reports Unbundled Loop - XDSL	June 2006	2	8	25.00%	0.433	1	6	16.67%	0.41	(0.89)
Parity	May 2006	3	5	60.00%	0.4899	0	2	0.00%	0.00	(0.29)
	April 2006	2	5	40.00%	0.4899	1	5	100.00%	0.00	0.00
	March 2006	2	4	50.00%	0.5	0	1	0.00%	0.00	0.00
	February 2006	1	1	100.00%	0	0	0	0.00%	0.00	0.00
	January 2006	1	1	100.00%	0	0	0	0.00%	0.00	(0.59)
	December 2005	1	2	50.00%	0.5	1	1	33.33%	0.39	(0.94)
	November 2005	1	3	33.33%	0.4714	0	3	0.00%	0.00	(0.71)
	October 2005	0	1	0.00%	0	0	2	0.00%	0.00	0.00
	September 2005	1	4	25.00%	0.433	3	3	60.00%	-1.07	(1.65)

	August 2005	1	9	11.11%	0.3143	0	3	0.00%	0.00	(0.88)
MR-10 Customer and Non-Qwest Related	July 2006	208	437	47.60%	0.4994	8556	25923	33.01%	6.43	2.80
Trouble Reports Unbundled Loop Analog Parity	June 2006	254	503	50.50%	0.5	9469	27268	34.73%	7.36	3.48
	May 2006	240	455	52.75%	0.4992	8915	26611	33.50%	8.62	3.83
	April 2006	190	395	48.10%	0.4996	7734	25385	34.92%	5.45	2.24
	March 2006	209	431	48.49%	0.4998	8949	22147	35.34%	5.67	2.37
	February 2006	257	515	49.90%	0.5	10397	25325	35.72%	6.66	3.05
	January 2006	314	691	45.44%	0.4979	14831	29107	36.26%	4.98	2.03
	December 2005	293	569	51.49%	0.4998	11484	40904	37.00%	7.10	3.31
	November 2005	250	546	45.79%	0.4982	11714	31036	39.14%	3.15	0.92
	October 2005	201	567	35.45%	0.4784	11205	29929	37.60%	-1.05	(1.64)
	September 2005	95	315	30.16%	0.4589	8981	29798	35.38%	-1.93	(2.17)
	August 2005	136	461	29.50%	0.456	10181	29443	34.58%	-2.27	(2.38)
MR-10 Customer and Non-Qwest Related	July 2006	15	44	34.09%	0.474	19	57	33.33%	0.08	(0.96)
Trouble Reports Unbundled Loop ISDN Capable Parity	June 2006	14	34	41.18%	0.4922	29	65	44.62%	-0.33	(1.20)
	May 2006	17	39	43.59%	0.4959	35	97	36.08%	0.82	(0.51)
	April 2006	5	15	33.33%	0.4714	27	105	41.54%	-0.58	(1.35)
	March 2006	11	26	42.31%	0.494	43	65	50.59%	-0.74	(1.45)
	February 2006	9	26	34.62%	0.4757	24	85	33.33%	0.12	(0.93)
	January 2006	11	44	25.00%	0.433	30	72	28.85%	-0.47	(1.29)
	December 2005	12	35	34.29%	0.4747	35	104	43.75%	-0.94	(1.57)
	November 2005	10	38	26.32%	0.4403	36	80	45.00%	-1.91	(2.16)
	October 2005	10	51	19.61%	0.397	42	80	45.16%	-2.95	(2.79)
	September 2005	4	11	36.36%	0.481	31	93	29.52%	0.47	(0.72)
	August 2005	4	21	19.05%	0.3927	43	135	31.85%	-1.17	(1.71)
MR-10 Customer and Non-Qwest Related	July 2006	0	0	0.00%	0	0	0	0.00%	0.00	0.00
Trouble Reports UNE - P (POTS) Parity	June 2006	3	6	50.00%	0.5	9469	27268	34.73%	0.79	(0.55)
	May 2006	2	10	20.00%	0.4	8914	26610	33.50%	-0.90	(1.55)
	April 2006	2	7	28.57%	0.4518	7734	25385	34.92%	-0.35	(1.21)
	March 2006	1	6	16.67%	0.3727	8949	22147	35.34%	-0.96	(1.58)
	February 2006	7	26	26.92%	0.4436	10397	25325	35.72%	-0.94	(1.57)
	January 2006	11	42	26.19%	0.4397	14831	29107	36.26%	-1.36	(1.82)
	December 2005	61	149	40.94%	0.4917	11484	40904	37.00%	0.99	(0.40)
	November 2005	18	38	47.37%	0.4993	11714	31036	39.14%	1.04	(0.38)
	October 2005	16	35	45.71%	0.4982	11205	29929	37.60%	0.99	(0.40)
	September 2005	12	26	46.15%	0.4985	8981	29798	35.38%	1.15	(0.32)
	August 2005	15	41	36.59%	0.4817	10181	29443	34.58%	0.27	(0.83)
MR-11A LNP Trouble Reports Cleared within 4 Hours LNP Parity 0.95	July 2006	0	0	0.00%	0	0	0	0.00%	0.00	0.00
	June 2006	2	2	100.00%	0	625	957	65.31%	-1.03	(1.63)
	May 2006	0	0	0.00%	0	0	0	0.00%	0.00	0.00
	April 2006	0	0	0.00%	0	0	0	0.00%	0.00	0.00
	March 2006	0	0	0.00%	0	0	0	0.00%	0.00	0.00
	February 2006	2	2	100.00%	0	605	0	59.72%	-1.16	(1.71)
	January 2006	0	0	0.00%	0	0	1013	0.00%	0.00	0.00
	December 2005	0	0	0.00%	0	0	0	0.00%	0.00	0.00
	November 2005	0	0	0.00%	0	0	0	0.00%	0.00	0.00
	October 2005	0	0	0.00%	0	0	0	0.00%	0.00	0.00
	September 2005	0	0	0.00%	0	0	0	0.00%	0.00	0.00
	August 2005	1	1	100.00%	0	686	1343	51.08%	-0.98	(1.59)
MR-11B LNP Trouble Reports Cleared within 48 Hours - All Volumes LNP Parity 0.95	July 2006	0	0	0.00%	0	0	0	0.00%	0.00	0.00
	June 2006	2	2	100.00%	0	2150	2153	99.86%	-0.05	(1.03)
	May 2006	0	0	0.00%	0	0	0	0.00%	0.00	0.00
	April 2006	2	2	100.00%	0	1760	0	99.89%	-0.05	(1.03)

	March 2006	0	0	0.00%	0	0	1762	0.00%	0.00	0.00
	February 2006	3	3	100.00%	0	2147	0	99.81%	-0.07	(1.05)
	January 2006	0	0	0.00%	0	0	2151	0.00%	0.00	0.00
	December 2005	2	2	100.00%	0	2223	0	99.69%	-0.08	(1.05)
	November 2005	1	1	100.00%	0	2254	2230	99.78%	-0.05	(1.03)
	October 2005	3	3	100.00%	0	2480	2259	99.84%	-0.07	(1.04)
	September 2005	0	0	0.00%	0	0	2484	0.00%	0.00	0.00
	August 2005	1	1	100.00%	0	2811	2819	99.72%	-0.05	(1.03)
MR-2 Calls Answered within 20 seconds -	July 2006	7017	9631	72.86%	0.4447	207046	392670	52.73%	-39.09	(24.77)
Interconnect Repair Center All Parity	June 2006	6271	7031	89.19%	0.3105	301944	373256	80.89%	-17.53	(11.66)
	May 2006	4872	5810	83.86%	0.3679	267288	331922	80.53%	-6.35	(4.86)
	April 2006	7200	8687	82.88%	0.3767	215266	437850	80.75%	-4.96	(4.01)
	March 2006	8597	9806	87.67%	0.3288	250810	266575	80.61%	-17.42	(11.59)
	February 2006	7258	8502	85.37%	0.3534	234710	311156	80.57%	-11.01	(7.70)
	January 2006	9243	10803	85.56%	0.3515	310910	291296	81.09%	-11.71	0.00
	December 2005	9051	10760	84.12%	0.3655	291740	383412	80.39%	-9.59	0.00
	November 2005	9382	10781	87.03%	0.336	315600	362886	87.76%	2.29	0.00
	October 2005	10772	11731	91.83%	0.2739	356513	359617	82.21%	-26.88	0.00
	September 2005	11365	13290	85.52%	0.3519	361765	433660	82.62%	-8.67	0.00
	August 2005	13497	15601	86.52%	0.3415	452379	559751	80.82%	-17.83	0.00
MR-3A Out of Service Cleared within 24	July 2006	3	3	100.00%	0	948	1041	91.07%	-0.54	(1.33)
Hours Business Parity	June 2006	4	4	100.00%	0	1017	1088	93.47%	-0.53	(1.32)
	May 2006	2	2	100.00%	0	963	1020	94.41%	-0.34	(1.21)
	April 2006	6	6	100.00%	0	809	0	93.96%	-0.62	(1.38)
	March 2006	3	3	100.00%	0	920	861	92.46%	-0.49	(1.30)
	February 2006	4	4	100.00%	0	914	995	85.18%	-0.83	(1.51)
	January 2006	0	1	0.00%	0	1173	1073	80.79%	2.05	(0.20)
	December 2005	2	2	100.00%	0	787	1452	76.63%	-0.78	(1.47)
	November 2005	5	7	71.43%	0.4518	896	1027	84.05%	0.91	(0.48)
	October 2005	3	3	100.00%	0	937	1066	84.80%	-0.73	(1.45)
	September 2005	0	0	0.00%	0	0	1105	0.00%	0.00	0.00
	August 2005	3	3	100.00%	0	847	1039	81.52%	-0.82	(1.50)
MR-3A Out of Service Cleared within 24	July 2006	0	0	0.00%	0	0	0	0.00%	0.00	0.00
Hours Centrex Parity	June 2006	1	1	100.00%	0	41	46	89.13%	-0.35	(1.21)
	May 2006	1	1	100.00%	0	53	53	100.00%	0.00	0.00
	April 2006	0	0	0.00%	0	0	0	0.00%	0.00	0.00
	March 2006	1	1	100.00%	0	47	0	90.38%	-0.32	(1.20)
	February 2006	0	0	0.00%	0	0	52	0.00%	0.00	0.00
	January 2006	2	3	66.67%	0.4714	57	0	82.61%	0.71	(0.64)
	December 2005	2	2	100.00%	0	56	69	90.32%	-0.46	(1.28)
	November 2005	0	0	0.00%	0	0	62	0.00%	0.00	0.00
	October 2005	1	1	100.00%	0	56	0	93.33%	-0.27	(1.16)
	September 2005	0	0	0.00%	0	0	60	0.00%	0.00	0.00
	August 2005	1	2	50.00%	0.5	39	41	95.12%	2.89	(0.07)
MR-3A Out of Service Cleared within 24	July 2006	4	5	80.00%	0.4	64	69	92.75%	1.06	(0.49)
Hours Centrex 21 Parity	June 2006	1	1	100.00%	0	79	83	95.18%	-0.22	(1.14)
	May 2006	1	1	100.00%	0	64	65	98.46%	-0.12	(1.08)
	April 2006	1	1	100.00%	0	63	72	91.30%	-0.31	(1.19)
	March 2006	3	3	100.00%	0	73	69	96.05%	-0.34	(1.21)
	February 2006	0	0	0.00%	0	0	76	0.00%	0.00	0.00
	January 2006	1	1	100.00%	0	83	0	81.37%	-0.48	(1.29)
	December 2005	0	0	0.00%	0	0	102	0.00%	0.00	0.00
	November 2005	0	1	0.00%	0	68	0	93.15%	3.66	0.09

	October 2005	0	0	0.00%	0	0	73	0.00%	0.00	0.00
	September 2005	1	1	100.00%	0	64	0	88.89%	-0.35	(1.21)
	August 2005	2	3	66.67%	0.4714	62	80	77.50%	0.44	(0.76)
MR-3A Out of Service Cleared within 24	July 2006	0	0	0.00%	0	0	0	0.00%	0.00	0.00
Hours Line Sharing Parity	June 2006	1	3	33.33%	0.4714	8461	9426	89.76%	3.22	0.32
	May 2006	4	5	80.00%	0.4	8236	9129	90.22%	0.77	(0.57)
	April 2006	1	1	100.00%	0	6851	8650	90.03%	-0.33	(1.20)
	March 2006	3	4	75.00%	0.433	7737	7610	89.49%	0.94	(0.51)
	February 2006	2	3	66.67%	0.4714	7930	8646	78.38%	0.49	(0.72)
	January 2006	3	4	75.00%	0.433	9773	10117	70.92%	-0.18	(1.11)
	December 2005	2	3	66.67%	0.4714	7510	13780	71.82%	0.20	(0.87)
	November 2005	3	4	75.00%	0.433	7428	10456	78.64%	0.18	(0.86)
	October 2005	0	0	0.00%	0	0	9446	0.00%	0.00	0.00
	September 2005	3	4	75.00%	0.433	7027	0	81.24%	0.32	(0.79)
	August 2005	0	0	0.00%	0	0	0	0.00%	0.00	0.00
MR-3A Out of Service Cleared within 24	July 2006	2	2	100.00%	0	3	3	100.00%	0.00	0.00
Hours Line Splitting Parity	June 2006	3	3	100.00%	0	5	6	83.33%	-0.63	(1.38)
	May 2006	5	5	100.00%	0	19	26	73.08%	-1.24	(1.76)
	April 2006	4	4	100.00%	0	24	9	70.59%	-1.22	(1.74)
	March 2006	1	1	100.00%	0	4	34	23.53%	-1.75	(2.07)
	February 2006	8	9	88.89%	0.3143	3	17	25.00%	-3.35	(3.03)
	January 2006	6	6	100.00%	0	6	12	42.86%	-2.37	(2.44)
	December 2005	5	5	100.00%	0	8	14	66.67%	-1.33	(1.81)
	November 2005	8	8	100.00%	0	7	12	77.78%	-1.10	(1.67)
	October 2005	8	8	100.00%	0	8	9	50.00%	-2.31	(2.40)
	September 2005	2	3	66.67%	0.4714	4	16	44.44%	-0.67	(1.41)
	August 2005	5	5	100.00%	0	19	29	65.52%	-1.50	(1.91)
MR-3A Out of Service Cleared within 24	July 2006	0	0	0.00%	0	0	0	0.00%	0.00	0.00
Hours PBX Parity	June 2006	0	0	0.00%	0	0	0	0.00%	0.00	0.00
	May 2006	0	0	0.00%	0	0	0	0.00%	0.00	0.00
	April 2006	2	2	100.00%	0	8	0	100.00%	0.00	0.00
	March 2006	0	0	0.00%	0	0	8	0.00%	0.00	0.00
	February 2006	0	0	0.00%	0	0	0	0.00%	0.00	0.00
	January 2006	0	0	0.00%	0	0	0	0.00%	0.00	0.00
	December 2005	0	0	0.00%	0	0	0	0.00%	0.00	0.00
	November 2005	0	0	0.00%	0	0	0	0.00%	0.00	0.00
	October 2005	0	0	0.00%	0	0	0	0.00%	0.00	0.00
	September 2005	0	0	0.00%	0	0	0	0.00%	0.00	0.00
	August 2005	0	0	0.00%	0	0	0	0.00%	0.00	0.00
MR-3A Out of Service Cleared within 24	July 2006	31	33	93.94%	0.2386	7622	8682	87.79%	-1.08	(1.65)
Hours Residence Parity	June 2006	44	47	93.62%	0.2444	7444	8338	89.28%	-0.96	(1.58)
	May 2006	54	56	96.43%	0.1856	7273	8109	89.69%	-1.65	(2.00)
	April 2006	45	47	95.74%	0.2018	6042	7745	89.52%	-1.39	(1.84)
	March 2006	36	37	97.30%	0.1622	6817	6749	89.10%	-1.60	(1.97)
	February 2006	40	46	86.96%	0.3368	7016	7651	77.58%	-1.52	(1.93)
	January 2006	45	55	81.82%	0.3857	8600	9044	69.76%	-1.94	(2.18)
	December 2005	38	43	88.37%	0.3206	6723	12328	71.30%	-2.47	(2.50)
	November 2005	51	64	79.69%	0.4023	6532	9429	77.95%	-0.33	(1.20)
	October 2005	61	71	85.92%	0.3479	6644	8380	78.16%	-1.58	(1.96)
	September 2005	49	57	85.96%	0.3474	6280	8501	81.08%	-0.94	(1.57)
	August 2005	49	63	77.78%	0.4157	7200	9013	79.88%	0.42	(0.73)
MR-3A Out of Service Cleared within 24	July 2006	0	0	0.00%	0	0	0	0.00%	0.00	0.00
Hours UNE - P (POTS) Parity	June 2006	2	2	100.00%	0	8461	9426	89.76%	-0.48	(1.29)

	May 2006	5	5	100.00%	0	8236	9129	90.22%	-0.74	(1.45)
	April 2006	3	3	100.00%	0	6851	8650	90.03%	-0.58	(1.35)
	March 2006	2	2	100.00%	0	7737	7610	89.49%	-0.48	(1.29)
	February 2006	6	8	75.00%	0.433	7930	8646	78.38%	0.23	(0.83)
	January 2006	11	15	73.33%	0.4422	9773	10117	70.92%	-0.21	(1.12)
	December 2005	36	40	90.00%	0.3	7510	13780	71.82%	-2.55	(2.55)
	November 2005	6	8	75.00%	0.433	7428	10456	78.64%	0.25	(0.82)
	October 2005	6	8	75.00%	0.433	7581	9446	78.92%	0.27	(0.81)
	September 2005	5	5	100.00%	0	7027	9606	81.24%	-1.07	(1.65)
	August 2005	17	18	94.44%	0.2291	8047	10052	80.05%	-1.53	(1.93)
MR-3B Out of Service Cleared within 24 Hours Business Parity	July 2006	0	0	0.00%	0	0	0	0.00%	0.00	0.00
	June 2006	0	0	0.00%	0	0	0	0.00%	0.00	0.00
	May 2006	2	2	100.00%	0	256	300	85.33%	-0.58	(1.36)
	April 2006	0	0	0.00%	0	0	177	0.00%	0.00	0.00
	March 2006	0	0	0.00%	0	0	0	0.00%	0.00	0.00
	February 2006	0	0	0.00%	0	0	0	0.00%	0.00	0.00
	January 2006	2	2	100.00%	0	254	0	62.41%	-1.09	(1.67)
	December 2005	1	1	100.00%	0	226	407	77.13%	-0.54	(1.33)
	November 2005	1	1	100.00%	0	190	293	83.70%	-0.44	(1.27)
	October 2005	1	1	100.00%	0	199	227	81.56%	-0.47	(1.29)
	September 2005	1	1	100.00%	0	149	244	84.18%	-0.43	(1.26)
	August 2005	0	0	0.00%	0	0	0	0.00%	0.00	0.00
MR-3B Out of Service Cleared within 24 Hours Centrex 21 Parity	July 2006	0	0	0.00%	0	0	0	0.00%	0.00	0.00
	June 2006	3	3	100.00%	0	10	11	90.91%	-0.49	(1.30)
	May 2006	2	2	100.00%	0	14	18	77.78%	-0.72	(1.44)
	April 2006	0	0	0.00%	0	0	0	0.00%	0.00	0.00
	March 2006	0	0	0.00%	0	0	0	0.00%	0.00	0.00
	February 2006	1	1	100.00%	0	7	0	87.50%	-0.36	(1.22)
	January 2006	0	0	0.00%	0	0	8	0.00%	0.00	0.00
	December 2005	0	0	0.00%	0	0	0	0.00%	0.00	0.00
	November 2005	0	0	0.00%	0	0	0	0.00%	0.00	0.00
	October 2005	0	0	0.00%	0	0	0	0.00%	0.00	0.00
	September 2005	0	0	0.00%	0	0	0	0.00%	0.00	0.00
	August 2005	0	0	0.00%	0	0	0	0.00%	0.00	0.00
MR-3B Out of Service Cleared within 24 Hours Line Sharing Parity	July 2006	1	1	100.00%	0	1752	2124	82.49%	-0.46	(1.28)
	June 2006	0	0	0.00%	0	0	0	0.00%	0.00	0.00
	May 2006	0	0	0.00%	0	0	0	0.00%	0.00	0.00
	April 2006	0	0	0.00%	0	0	0	0.00%	0.00	0.00
	March 2006	0	0	0.00%	0	0	0	0.00%	0.00	0.00
	February 2006	0	0	0.00%	0	0	0	0.00%	0.00	0.00
	January 2006	1	1	100.00%	0	2361	0	58.11%	-0.85	(1.52)
	December 2005	0	0	0.00%	0	0	4063	0.00%	0.00	0.00
	November 2005	0	0	0.00%	0	0	0	0.00%	0.00	0.00
	October 2005	1	1	100.00%	0	1939	0	73.61%	-0.60	(1.36)
	September 2005	0	0	0.00%	0	0	2634	0.00%	0.00	0.00
	August 2005	0	0	0.00%	0	0	0	0.00%	0.00	0.00
MR-3B Out of Service Cleared within 24 Hours PBX Parity	July 2006	0	0	0.00%	0	0	0	0.00%	0.00	0.00
	June 2006	0	0	0.00%	0	0	0	0.00%	0.00	0.00
	May 2006	0	0	0.00%	0	0	0	0.00%	0.00	0.00
	April 2006	3	3	100.00%	0	8	0	100.00%	0.00	0.00
	March 2006	1	1	100.00%	0	6	8	100.00%	0.00	0.00
	February 2006	0	0	0.00%	0	0	6	0.00%	0.00	0.00
	January 2006	0	0	0.00%	0	0	0	0.00%	0.00	0.00

	December 2005	0	0	0.00%	0	0	0	0.00%	0.00	0.00
	November 2005	0	0	0.00%	0	0	0	0.00%	0.00	0.00
	October 2005	0	0	0.00%	0	0	0	0.00%	0.00	0.00
	September 2005	0	0	0.00%	0	0	0	0.00%	0.00	0.00
	August 2005	1	1	100.00%	0	6	6	100.00%	0.00	0.00
MR-3B Out of Service Cleared within 24	July 2006	3	5	60.00%	0.4899	1549	1892	81.87%	1.27	(0.32)
Hours Residence Parity	June 2006	5	6	83.33%	0.3727	1892	2281	82.95%	-0.03	(1.02)
	May 2006	10	11	90.91%	0.2875	2107	2670	78.91%	-0.97	(1.59)
	April 2006	11	11	100.00%	0	1713	1884	86.95%	-1.28	(1.78)
	March 2006	10	11	90.91%	0.2875	1672	1970	85.83%	-0.48	(1.29)
	February 2006	7	12	58.33%	0.493	1776	1948	72.11%	1.06	(0.38)
	January 2006	12	18	66.67%	0.4714	2107	2463	57.63%	-0.77	(1.47)
	December 2005	9	10	90.00%	0.3	1959	3656	73.67%	-1.17	(1.71)
	November 2005	8	8	100.00%	0	1556	2659	67.80%	-1.95	(2.18)
	October 2005	16	21	76.19%	0.4259	1740	2295	72.80%	-0.35	(1.21)
	September 2005	13	13	100.00%	0	1572	2390	83.44%	-1.60	(1.97)
	August 2005	10	14	71.43%	0.4518	1822	2319	78.57%	0.65	(0.60)
MR-3B Out of Service Cleared within 24	July 2006	0	0	0.00%	0	0	0	0.00%	0.00	0.00
Hours UNE - P (POTS) Parity	June 2006	0	0	0.00%	0	0	0	0.00%	0.00	0.00
	May 2006	1	1	100.00%	0	2363	2970	79.56%	-0.51	(1.31)
	April 2006	0	0	0.00%	0	0	2061	0.00%	0.00	0.00
	March 2006	2	2	100.00%	0	1877	0	86.62%	-0.56	(1.34)
	February 2006	4	4	100.00%	0	1974	2167	73.03%	-1.21	(1.74)
	January 2006	5	6	83.33%	0.3727	2361	2703	58.11%	-1.25	(1.76)
	December 2005	8	9	88.89%	0.3143	2185	4063	74.02%	-1.02	(1.62)
	November 2005	3	4	75.00%	0.433	1746	2952	69.23%	-0.25	(1.15)
	October 2005	3	3	100.00%	0	1939	2522	73.61%	-1.04	(1.63)
	September 2005	2	3	66.67%	0.4714	1721	2634	83.50%	0.79	(0.58)
	August 2005	2	2	100.00%	0	2036	2565	79.38%	-0.72	(1.44)
MR-3C Out of Service Cleared within 24	July 2006	0	0	0.00%	0	0	0	0.00%	0.00	0.00
Hours Business Parity	June 2006	1	1	100.00%	0	142	145	97.93%	-0.14	(1.09)
	May 2006	0	0	0.00%	0	0	0	0.00%	0.00	0.00
	April 2006	0	0	0.00%	0	0	0	0.00%	0.00	0.00
	March 2006	2	2	100.00%	0	178	0	99.44%	-0.11	(1.06)
	February 2006	0	0	0.00%	0	0	179	0.00%	0.00	0.00
	January 2006	0	0	0.00%	0	0	0	0.00%	0.00	0.00
	December 2005	1	1	100.00%	0	150	0	98.04%	-0.14	(1.09)
	November 2005	1	1	100.00%	0	150	153	98.04%	-0.14	(1.09)
	October 2005	0	0	0.00%	0	0	153	0.00%	0.00	0.00
	September 2005	0	0	0.00%	0	0	0	0.00%	0.00	0.00
	August 2005	0	0	0.00%	0	0	0	0.00%	0.00	0.00
MR-3C Out of Service Cleared within 24	July 2006	0	0	0.00%	0	0	0	0.00%	0.00	0.00
Hours Centrex Parity	June 2006	0	0	0.00%	0	0	0	0.00%	0.00	0.00
	May 2006	1	1	100.00%	0	20	20	100.00%	0.00	0.00
	April 2006	0	0	0.00%	0	0	0	0.00%	0.00	0.00
	March 2006	0	0	0.00%	0	0	0	0.00%	0.00	0.00
	February 2006	0	0	0.00%	0	0	0	0.00%	0.00	0.00
	January 2006	0	0	0.00%	0	0	0	0.00%	0.00	0.00
	December 2005	0	0	0.00%	0	0	0	0.00%	0.00	0.00
	November 2005	0	0	0.00%	0	0	0	0.00%	0.00	0.00
	October 2005	0	0	0.00%	0	0	0	0.00%	0.00	0.00
	September 2005	0	0	0.00%	0	0	0	0.00%	0.00	0.00
	August 2005	0	0	0.00%	0	0	0	0.00%	0.00	0.00

MR-3C Out of Service Cleared within 24 Hours Centrex 21 Parity	July 2006	0	0	0.00%	0	0	0	0.00%	0.00	0.00
	June 2006	0	0	0.00%	0	0	0	0.00%	0.00	0.00
	May 2006	0	0	0.00%	0	0	0	0.00%	0.00	0.00
	April 2006	0	0	0.00%	0	0	0	0.00%	0.00	0.00
	March 2006	0	0	0.00%	0	0	0	0.00%	0.00	0.00
	February 2006	0	0	0.00%	0	0	0	0.00%	0.00	0.00
	January 2006	0	0	0.00%	0	0	0	0.00%	0.00	0.00
	December 2005	0	0	0.00%	0	0	0	0.00%	0.00	0.00
	November 2005	0	0	0.00%	0	0	0	0.00%	0.00	0.00
	October 2005	1	1	100.00%	0	9	0	100.00%	0.00	0.00
	September 2005	0	0	0.00%	0	0	9	0.00%	0.00	0.00
	August 2005	1	1	100.00%	0	14	14	100.00%	0.00	0.00
	MR-3C Out of Service Cleared within 24 Hours Line Sharing Parity	July 2006	1	1	100.00%	0	1044	1083	96.40%	-0.19
June 2006		3	3	100.00%	0	942	957	98.43%	-0.22	(1.13)
May 2006		7	8	87.50%	0.3307	966	983	98.27%	2.33	(0.10)
April 2006		3	3	100.00%	0	801	1184	98.52%	-0.21	(1.13)
March 2006		0	0	0.00%	0	0	813	0.00%	0.00	0.00
February 2006		1	1	100.00%	0	974	0	96.15%	-0.20	(1.12)
January 2006		0	0	0.00%	0	0	1013	0.00%	0.00	0.00
December 2005		1	1	100.00%	0	1093	0	96.81%	-0.18	(1.11)
November 2005		0	0	0.00%	0	0	1129	0.00%	0.00	0.00
October 2005		0	0	0.00%	0	0	0	0.00%	0.00	0.00
September 2005		1	1	100.00%	0	1161	0	98.06%	-0.14	(1.09)
August 2005		0	0	0.00%	0	0	0	0.00%	0.00	0.00
MR-3C Out of Service Cleared within 24 Hours Line Splitting Parity		July 2006	2	2	100.00%	0	33	37	89.19%	-0.48
	June 2006	1	1	100.00%	0	28	35	80.00%	-0.49	(1.30)
	May 2006	1	1	100.00%	0	30	31	96.77%	-0.18	(1.11)
	April 2006	3	3	100.00%	0	16	37	88.89%	-0.57	(1.34)
	March 2006	0	0	0.00%	0	0	18	0.00%	0.00	0.00
	February 2006	1	1	100.00%	0	34	0	91.89%	-0.29	(1.18)
	January 2006	0	0	0.00%	0	0	37	0.00%	0.00	0.00
	December 2005	2	2	100.00%	0	39	0	97.50%	-0.22	(1.13)
	November 2005	2	2	100.00%	0	26	40	81.25%	-0.66	(1.40)
	October 2005	1	1	100.00%	0	36	32	85.71%	-0.40	(1.25)
	September 2005	1	1	100.00%	0	36	42	97.30%	-0.16	(1.10)
	August 2005	0	0	0.00%	0	0	0	0.00%	0.00	0.00
	MR-3C Out of Service Cleared within 24 Hours PBX Parity	July 2006	1	1	100.00%	0	23	23	100.00%	0.00
June 2006		0	0	0.00%	0	0	0	0.00%	0.00	0.00
May 2006		1	1	100.00%	0	21	21	100.00%	0.00	0.00
April 2006		2	2	100.00%	0	17	21	100.00%	0.00	0.00
March 2006		0	0	0.00%	0	0	17	0.00%	0.00	0.00
February 2006		0	0	0.00%	0	0	0	0.00%	0.00	0.00
January 2006		2	2	100.00%	0	33	0	100.00%	0.00	0.00
December 2005		0	0	0.00%	0	0	33	0.00%	0.00	0.00
November 2005		1	1	100.00%	0	26	0	100.00%	0.00	0.00
October 2005		1	1	100.00%	0	37	26	97.37%	-0.16	(1.10)
September 2005		1	1	100.00%	0	20	38	95.24%	-0.22	(1.13)
August 2005		0	0	0.00%	0	0	0	0.00%	0.00	0.00
MR-3C Out of Service Cleared within 24 Hours Residence Parity		July 2006	1	1	100.00%	0	897	932	96.24%	-0.20
	June 2006	2	2	100.00%	0	800	812	98.52%	-0.17	(1.11)
	May 2006	5	6	83.33%	0.3727	831	847	98.11%	2.65	(0.04)
	April 2006	1	1	100.00%	0	653	1021	98.20%	-0.14	(1.08)
	March 2006	4	4	100.00%	0	922	665	98.93%	-0.21	(1.13)

	February 2006	4	4	100.00%	0	839	932	96.11%	-0.40	(1.24)
	January 2006	2	2	100.00%	0	867	873	95.80%	-0.30	(1.18)
	December 2005	2	2	100.00%	0	943	905	96.62%	-0.26	(1.16)
	November 2005	3	3	100.00%	0	908	976	97.42%	-0.28	(1.17)
	October 2005	1	1	100.00%	0	1042	932	96.21%	-0.20	(1.12)
	September 2005	7	7	100.00%	0	1000	1083	97.94%	-0.38	(1.23)
	August 2005	6	6	100.00%	0	1143	1189	96.13%	-0.49	(1.30)
MR-3C Out of Service Cleared within 24 Hours UNE - P (POTS) Parity	July 2006	0	0	0.00%	0	0	0	0.00%	0.00	0.00
	June 2006	0	0	0.00%	0	0	0	0.00%	0.00	0.00
	May 2006	0	0	0.00%	0	0	0	0.00%	0.00	0.00
	April 2006	0	0	0.00%	0	0	1184	0.00%	0.00	0.00
	March 2006	0	0	0.00%	0	0	0	0.00%	0.00	0.00
	February 2006	1	1	100.00%	0	974	0	96.15%	-0.20	(1.12)
	January 2006	2	2	100.00%	0	1062	1013	96.28%	-0.28	(1.17)
	December 2005	7	7	100.00%	0	1093	1103	96.81%	-0.48	(1.29)
	November 2005	3	3	100.00%	0	1058	1129	97.51%	-0.28	(1.17)
	October 2005	1	1	100.00%	0	1192	1085	96.44%	-0.19	(1.12)
	September 2005	1	1	100.00%	0	1161	1236	98.06%	-0.14	(1.09)
	August 2005	3	3	100.00%	0	1290	1343	96.05%	-0.35	(1.21)
MR-3D Out of Service Cleared within 24 Hours Qwest DSL Parity	July 2006	0	0	0.00%	0	0	0	0.00%	0.00	0.00
	June 2006	0	1	0.00%	0	33	41	80.49%	2.01	(0.22)
	May 2006	2	2	100.00%	0	48	56	85.71%	-0.57	(1.34)
	April 2006	1	1	100.00%	0	39	46	76.47%	-0.55	(1.33)
	March 2006	0	1	0.00%	0	29	51	61.70%	1.26	(0.48)
	February 2006	1	1	100.00%	0	36	47	75.00%	-0.57	(1.35)
	January 2006	0	0	0.00%	0	0	48	0.00%	0.00	0.00
	December 2005	1	1	100.00%	0	40	0	88.89%	-0.35	(1.21)
	November 2005	4	7	57.14%	0.4949	30	45	78.95%	1.30	(0.31)
	October 2005	1	4	25.00%	0.433	41	38	74.55%	2.20	0.14
	September 2005	2	2	100.00%	0	40	55	86.96%	-0.54	(1.33)
	August 2005	0	0	0.00%	0	0	0	0.00%	0.00	0.00
MR-3D Out of Service Cleared within 24 Hours Unbundled Loop - 2 Wire Non-Loaded Parity	July 2006	42	43	97.67%	0.1507	34	34	100.00%	0.00	(0.65)
	June 2006	29	29	100.00%	0	31	31	100.00%	0.00	0.00
	May 2006	30	30	100.00%	0	52	52	100.00%	0.00	0.00
	April 2006	22	22	100.00%	0	33	65	97.06%	-0.64	(1.39)
	March 2006	21	21	100.00%	0	36	34	97.30%	-0.61	(1.37)
	February 2006	43	44	97.73%	0.149	40	37	100.00%	0.00	(0.61)
	January 2006	39	39	100.00%	0	56	40	98.25%	-0.64	(1.39)
	December 2005	32	32	100.00%	0	38	57	97.44%	-0.68	(1.41)
	November 2005	17	19	89.47%	0.3069	39	39	100.00%	0.00	(0.01)
	October 2005	32	32	100.00%	0	42	39	100.00%	0.00	0.00
	September 2005	18	18	100.00%	0	63	42	96.92%	-0.67	(1.41)
	August 2005	26	26	100.00%	0	87	87	100.00%	0.00	0.00
MR-3D Out of Service Cleared within 24 Hours Unbundled Loop - ADSL Qualified Parity	July 2006	0	0	0.00%	0	0	0	0.00%	0.00	0.00
	June 2006	0	0	0.00%	0	0	0	0.00%	0.00	0.00
	May 2006	1	1	100.00%	0	48	56	85.71%	-0.40	(1.25)
	April 2006	1	1	100.00%	0	39	46	76.47%	-0.55	(1.33)
	March 2006	1	1	100.00%	0	29	51	61.70%	-0.78	(1.47)
	February 2006	0	1	0.00%	0	36	47	75.00%	1.71	(0.31)
	January 2006	1	1	100.00%	0	68	48	85.00%	-0.42	(1.25)
	December 2005	1	1	100.00%	0	40	80	88.89%	-0.35	(1.21)
	November 2005	1	1	100.00%	0	30	45	78.95%	-0.51	(1.31)
	October 2005	1	1	100.00%	0	41	38	74.55%	-0.58	(1.35)

	September 2005	1	1	100.00%	0	40	55	86.96%	-0.38	(1.23)
	August 2005	1	1	100.00%	0	68	89	76.40%	-0.55	(1.34)
MR-3D Out of Service Cleared within 24	July 2006	2	2	100.00%	0	1	1	100.00%	0.00	0.00
Hours Unbundled Loop - XDSLi Parity	June 2006	2	2	100.00%	0	3	3	100.00%	0.00	0.00
	May 2006	1	1	100.00%	0	0	0	0.00%	0.00	0.00
	April 2006	2	2	100.00%	0	0	1	0.00%	0.00	0.00
	March 2006	1	1	100.00%	0	0	0	0.00%	0.00	0.00
	February 2006	0	0	0.00%	0	0	0	0.00%	0.00	0.00
	January 2006	0	0	0.00%	0	0	0	0.00%	0.00	0.00
	December 2005	1	1	100.00%	0	2	0	100.00%	0.00	0.00
	November 2005	1	1	100.00%	0	2	2	100.00%	0.00	0.00
	October 2005	1	1	100.00%	0	1	2	50.00%	-0.82	(1.50)
	September 2005	3	3	100.00%	0	1	2	100.00%	0.00	0.00
	August 2005	7	7	100.00%	0	3	3	100.00%	0.00	0.00
MR-3D Out of Service Cleared within 24	July 2006	148	164	90.24%	0.2967	9471	10659	88.85%	-0.56	(1.34)
Hours Unbundled Loop Analog Parity	June 2006	158	166	95.18%	0.2142	9275	10250	90.49%	-2.04	(2.24)
	May 2006	136	144	94.44%	0.2291	9050	9957	90.89%	-1.47	(1.89)
	April 2006	113	124	91.13%	0.2843	7523	9663	90.76%	-0.14	(1.09)
	March 2006	146	151	96.69%	0.1789	8689	8289	90.43%	-2.60	(2.58)
	February 2006	153	164	93.29%	0.2501	8759	9609	79.87%	-4.25	(3.59)
	January 2006	218	256	85.16%	0.3555	10687	10966	72.57%	-4.48	(3.72)
	December 2005	183	204	89.71%	0.3039	8351	14727	73.73%	-5.14	(4.12)
	November 2005	188	194	96.91%	0.1731	8345	11326	80.34%	-5.75	(4.50)
	October 2005	247	264	93.56%	0.2455	8621	10387	80.74%	-5.22	(4.17)
	September 2005	137	149	91.95%	0.2721	8020	10677	83.00%	-2.89	(2.75)
	August 2005	214	230	93.04%	0.2544	9124	11172	81.67%	-4.41	(3.68)
MR-3D Out of Service Cleared within 24	July 2006	8	8	100.00%	0	34	34	100.00%	0.00	0.00
Hours Unbundled Loop ISDN Capable Parity	June 2006	5	5	100.00%	0	31	31	100.00%	0.00	0.00
	May 2006	8	8	100.00%	0	52	52	100.00%	0.00	0.00
	April 2006	3	3	100.00%	0	33	65	97.06%	-0.29	(1.18)
	March 2006	6	7	85.71%	0.3499	36	34	97.30%	1.73	(0.39)
	February 2006	10	10	100.00%	0	40	37	100.00%	0.00	0.00
	January 2006	13	13	100.00%	0	56	40	98.25%	-0.43	(1.26)
	December 2005	9	9	100.00%	0	38	57	97.44%	-0.44	(1.27)
	November 2005	12	12	100.00%	0	39	39	100.00%	0.00	0.00
	October 2005	20	20	100.00%	0	42	39	100.00%	0.00	0.00
	September 2005	4	4	100.00%	0	63	42	96.92%	-0.35	(1.21)
	August 2005	4	4	100.00%	0	87	87	100.00%	0.00	0.00
MR-3E Out of Service Cleared within 24	July 2006	5	5	100.00%	0	4	4	100.00%	0.00	0.00
Hours Unbundled Loop - 2 Wire Non-Loaded Parity	June 2006	2	2	100.00%	0	5	5	100.00%	0.00	0.00
	May 2006	4	4	100.00%	0	10	10	100.00%	0.00	0.00
	April 2006	2	2	100.00%	0	4	9	100.00%	0.00	0.00
	March 2006	5	5	100.00%	0	4	4	80.00%	-0.79	(1.48)
	February 2006	8	8	100.00%	0	8	5	100.00%	0.00	0.00
	January 2006	7	7	100.00%	0	17	8	100.00%	0.00	0.00
	December 2005	2	2	100.00%	0	6	17	100.00%	0.00	0.00
	November 2005	1	1	100.00%	0	5	6	100.00%	0.00	0.00
	October 2005	2	2	100.00%	0	9	5	100.00%	0.00	0.00
	September 2005	1	1	100.00%	0	9	9	100.00%	0.00	0.00
	August 2005	6	6	100.00%	0	5	5	100.00%	0.00	0.00
MR-3E Out of Service Cleared within 24	July 2006	1	1	100.00%	0	0	1	0.00%	0.00	0.00
Hours Unbundled Loop - ADSL Qualified Parity	June 2006	0	0	0.00%	0	0	0	0.00%	0.00	0.00
	May 2006	2	2	100.00%	0	1	1	100.00%	0.00	0.00

	April 2006	0	0	0.00%	0	0	0	0.00%	0.00	0.00
	March 2006	1	1	100.00%	0	4	0	66.67%	-0.65	(1.40)
	February 2006	0	0	0.00%	0	0	6	0.00%	0.00	0.00
	January 2006	0	0	0.00%	0	0	0	0.00%	0.00	0.00
	December 2005	0	0	0.00%	0	0	0	0.00%	0.00	0.00
	November 2005	2	2	100.00%	0	3	0	100.00%	0.00	0.00
	October 2005	1	1	100.00%	0	4	3	100.00%	0.00	0.00
	September 2005	0	0	0.00%	0	0	4	0.00%	0.00	0.00
	August 2005	0	0	0.00%	0	0	0	0.00%	0.00	0.00
MR-3E Out of Service Cleared within 24	July 2006	0	0	0.00%	0	0	0	0.00%	0.00	0.00
Hours Unbundled Loop - XDSLi Parity	June 2006	1	1	100.00%	0	2	2	100.00%	0.00	0.00
	May 2006	0	0	0.00%	0	0	0	0.00%	0.00	0.00
	April 2006	0	0	0.00%	0	0	0	0.00%	0.00	0.00
	March 2006	0	0	0.00%	0	0	0	0.00%	0.00	0.00
	February 2006	0	0	0.00%	0	0	0	0.00%	0.00	0.00
	January 2006	0	0	0.00%	0	0	0	0.00%	0.00	0.00
	December 2005	0	0	0.00%	0	0	0	0.00%	0.00	0.00
	November 2005	0	0	0.00%	0	0	0	0.00%	0.00	0.00
	October 2005	0	0	0.00%	0	0	0	0.00%	0.00	0.00
	September 2005	0	0	0.00%	0	0	0	0.00%	0.00	0.00
	August 2005	0	0	0.00%	0	0	0	0.00%	0.00	0.00
MR-3E Out of Service Cleared within 24	July 2006	30	30	100.00%	0	1895	2271	83.44%	-2.42	(2.47)
Hours Unbundled Loop Analog Parity	June 2006	27	28	96.43%	0.1856	2276	2711	83.95%	-1.79	(2.09)
	May 2006	21	22	95.45%	0.2083	2515	3125	80.48%	-1.77	(2.07)
	April 2006	21	22	95.45%	0.2083	2037	2232	87.84%	-1.09	(1.66)
	March 2006	24	24	100.00%	0	2025	2319	87.47%	-1.84	(2.12)
	February 2006	33	37	89.19%	0.3105	2119	2315	73.91%	-2.10	(2.28)
	January 2006	43	49	87.76%	0.3278	2509	2867	59.47%	-4.01	(3.44)
	December 2005	32	37	86.49%	0.3419	2437	4219	75.90%	-1.50	(1.91)
	November 2005	30	36	83.33%	0.3727	1887	3211	70.78%	-1.65	(2.00)
	October 2005	29	30	96.67%	0.1795	2091	2666	74.71%	-2.75	(2.67)
	September 2005	33	37	89.19%	0.3105	1889	2799	84.63%	-0.76	(1.46)
	August 2005	31	31	100.00%	0	2249	2788	80.67%	-2.71	(2.65)
MR-3E Out of Service Cleared within 24	July 2006	9	10	90.00%	0.3	4	4	100.00%	0.00	(0.83)
Hours Unbundled Loop ISDN Capable Parity	June 2006	8	8	100.00%	0	5	5	100.00%	0.00	0.00
	May 2006	9	9	100.00%	0	10	10	100.00%	0.00	0.00
	April 2006	2	2	100.00%	0	4	9	100.00%	0.00	0.00
	March 2006	4	4	100.00%	0	4	4	80.00%	-0.75	(1.45)
	February 2006	3	3	100.00%	0	8	5	100.00%	0.00	0.00
	January 2006	10	12	83.33%	0.3727	17	8	100.00%	0.00	(0.14)
	December 2005	7	7	100.00%	0	6	17	100.00%	0.00	0.00
	November 2005	5	5	100.00%	0	5	6	100.00%	0.00	0.00
	October 2005	6	6	100.00%	0	9	5	100.00%	0.00	0.00
	September 2005	1	1	100.00%	0	9	9	100.00%	0.00	0.00
	August 2005	9	9	100.00%	0	5	5	100.00%	0.00	0.00
MR-4A All Troubles Cleared within 48	July 2006	3	3	100.00%	0	1166	1197	97.41%	-0.28	(1.17)
Hours Business Parity	June 2006	5	5	100.00%	0	1264	1278	98.90%	-0.23	(1.14)
	May 2006	2	2	100.00%	0	1216	1227	99.10%	-0.13	(1.08)
	April 2006	7	7	100.00%	0	989	0	98.31%	-0.35	(1.21)
	March 2006	4	4	100.00%	0	1134	1006	98.87%	-0.21	(1.13)
	February 2006	4	4	100.00%	0	1201	1147	96.47%	-0.38	(1.23)
	January 2006	1	2	50.00%	0.5	1612	1245	95.44%	3.08	0.03
	December 2005	2	2	100.00%	0	1129	1689	96.00%	-0.29	(1.18)

	November 2005	6	7	85.71%	0.3499	1210	1176	96.57%	1.57	(0.29)
	October 2005	7	7	100.00%	0	1244	1253	97.26%	-0.44	(1.27)
	September 2005	0	0	0.00%	0	0	1279	0.00%	0.00	0.00
	August 2005	4	4	100.00%	0	1180	1225	96.33%	-0.39	(1.24)
MR-4A All Troubles Cleared within 48 Hours Centrex Parity	July 2006	0	0	0.00%	0	0	0	0.00%	0.00	0.00
	June 2006	1	1	100.00%	0	51	55	92.73%	-0.28	(1.17)
	May 2006	1	1	100.00%	0	55	55	100.00%	0.00	0.00
	April 2006	0	0	0.00%	0	0	0	0.00%	0.00	0.00
	March 2006	1	1	100.00%	0	60	0	96.77%	-0.18	(1.11)
	February 2006	0	0	0.00%	0	0	62	0.00%	0.00	0.00
	January 2006	3	3	100.00%	0	67	0	91.78%	-0.51	(1.31)
	December 2005	2	2	100.00%	0	62	73	95.38%	-0.31	(1.19)
	November 2005	0	0	0.00%	0	0	65	0.00%	0.00	0.00
	October 2005	1	1	100.00%	0	66	0	98.51%	-0.12	(1.07)
	September 2005	0	0	0.00%	0	0	67	0.00%	0.00	0.00
	August 2005	2	2	100.00%	0	44	45	97.78%	-0.21	(1.13)
MR-4A All Troubles Cleared within 48 Hours Centrex 21 Parity	July 2006	5	5	100.00%	0	83	84	98.81%	-0.24	(1.14)
	June 2006	3	3	100.00%	0	97	100	97.00%	-0.30	(1.18)
	May 2006	1	1	100.00%	0	79	79	100.00%	0.00	0.00
	April 2006	1	1	100.00%	0	81	90	98.78%	-0.11	(1.07)
	March 2006	3	3	100.00%	0	83	82	98.81%	-0.19	(1.11)
	February 2006	0	0	0.00%	0	0	84	0.00%	0.00	0.00
	January 2006	1	1	100.00%	0	114	0	93.44%	-0.26	(1.16)
	December 2005	0	0	0.00%	0	0	122	0.00%	0.00	0.00
	November 2005	1	1	100.00%	0	87	0	98.86%	-0.11	(1.06)
	October 2005	0	0	0.00%	0	0	88	0.00%	0.00	0.00
	September 2005	1	1	100.00%	0	87	0	96.67%	-0.18	(1.11)
	August 2005	3	3	100.00%	0	99	103	96.12%	-0.34	(1.21)
MR-4A All Troubles Cleared within 48 Hours Line Sharing Parity	July 2006	0	0	0.00%	0	0	0	0.00%	0.00	0.00
	June 2006	3	3	100.00%	0	11636	11806	98.56%	-0.21	(1.13)
	May 2006	4	5	80.00%	0.4	11222	11449	98.02%	2.89	0.01
	April 2006	1	1	100.00%	0	9254	10767	98.25%	-0.13	(1.08)
	March 2006	3	4	75.00%	0.433	10561	9419	98.15%	3.44	0.09
	February 2006	3	3	100.00%	0	11956	10760	95.00%	-0.40	(1.24)
	January 2006	4	4	100.00%	0	15742	12585	89.63%	-0.68	(1.41)
	December 2005	3	3	100.00%	0	12045	17563	92.51%	-0.49	(1.30)
	November 2005	4	4	100.00%	0	11476	13020	96.25%	-0.39	(1.24)
	October 2005	0	0	0.00%	0	0	11923	0.00%	0.00	0.00
	September 2005	4	4	100.00%	0	10439	0	96.95%	-0.35	(1.22)
	August 2005	0	0	0.00%	0	0	0	0.00%	0.00	0.00
MR-4A All Troubles Cleared within 48 Hours Line Splitting Parity	July 2006	2	2	100.00%	0	863	911	94.73%	-0.33	(1.20)
	June 2006	4	4	100.00%	0	573	594	96.46%	-0.38	(1.23)
	May 2006	5	5	100.00%	0	960	1005	95.52%	-0.48	(1.29)
	April 2006	4	4	100.00%	0	1171	801	91.27%	-0.62	(1.38)
	March 2006	2	2	100.00%	0	981	1283	88.14%	-0.52	(1.32)
	February 2006	8	9	88.89%	0.3143	865	1113	89.64%	0.07	(0.91)
	January 2006	7	7	100.00%	0	809	965	87.08%	-1.02	(1.62)
	December 2005	5	5	100.00%	0	760	929	92.46%	-0.64	(1.39)
	November 2005	10	10	100.00%	0	693	822	88.85%	-1.11	(1.68)
	October 2005	9	9	100.00%	0	776	780	85.75%	-1.22	(1.74)
	September 2005	4	4	100.00%	0	686	905	85.64%	-0.82	(1.50)
	August 2005	5	5	100.00%	0	891	982	90.73%	-0.71	(1.43)
MR-4A All Troubles Cleared within 48	July 2006	0	0	0.00%	0	0	0	0.00%	0.00	0.00

Hours PBX Parity	June 2006	0	0	0.00%	0	0	0	0.00%	0.00	0.00	
	May 2006	0	0	0.00%	0	0	0	0.00%	0.00	0.00	
	April 2006	2	2	100.00%	0	8	18	100.00%	0.00	0.00	
	March 2006	0	0	0.00%	0	0	8	0.00%	0.00	0.00	
	February 2006	0	0	0.00%	0	0	0	0.00%	0.00	0.00	
	January 2006	0	0	0.00%	0	0	0	0.00%	0.00	0.00	
	December 2005	0	0	0.00%	0	0	0	0.00%	0.00	0.00	
	November 2005	0	0	0.00%	0	0	0	0.00%	0.00	0.00	
	October 2005	1	1	100.00%	0	16	0	100.00%	0.00	0.00	
	September 2005	0	1	0.00%	0	18	16	100.00%	0.00	0.25	
	August 2005	0	0	0.00%	0	0	0	0.00%	0.00	0.00	
	MR-4A All Troubles Cleared within 48	July 2006	38	38	100.00%	0	10512	10770	97.60%	-0.96	(1.59)
	Hours Residence Parity	June 2006	48	48	100.00%	0	10372	10528	98.52%	-0.85	(1.52)
May 2006		56	57	98.25%	0.1313	10006	10222	97.89%	-0.19	(1.11)	
April 2006		47	47	100.00%	0	8265	9681	98.24%	-0.91	(1.56)	
March 2006		38	38	100.00%	0	9427	8413	98.07%	-0.86	(1.53)	
February 2006		46	47	97.87%	0.1443	10755	9613	94.84%	-0.94	(1.57)	
January 2006		55	56	98.21%	0.1324	14130	11340	89.01%	-2.20	(2.34)	
December 2005		47	47	100.00%	0	10916	15874	92.16%	-1.99	(2.21)	
November 2005		63	65	96.92%	0.1727	10266	11844	96.21%	-0.30	(1.18)	
October 2005		70	71	98.59%	0.1178	10174	10670	95.07%	-1.37	(1.83)	
September 2005		60	60	100.00%	0	9381	10702	96.90%	-1.38	(1.84)	
August 2005		59	64	92.19%	0.2684	10640	11176	95.20%	1.13	(0.34)	
MR-4A All Troubles Cleared within 48		July 2006	0	0	0.00%	0	0	0	0.00%	0.00	0.00
Hours UNE - P (POTS) Parity		June 2006	3	3	100.00%	0	11636	11806	98.56%	-0.21	(1.13)
	May 2006	6	6	100.00%	0	11222	11449	98.02%	-0.35	(1.21)	
	April 2006	4	4	100.00%	0	9254	10767	98.25%	-0.27	(1.16)	
	March 2006	2	2	100.00%	0	10561	9419	98.15%	-0.19	(1.12)	
	February 2006	8	8	100.00%	0	11956	10760	95.00%	-0.65	(1.39)	
	January 2006	15	18	83.33%	0.3727	15742	12585	89.63%	0.88	(0.48)	
	December 2005	60	62	96.77%	0.1767	12045	17563	92.51%	-1.27	(1.77)	
	November 2005	10	10	100.00%	0	11476	13020	96.25%	-0.62	(1.38)	
	October 2005	11	11	100.00%	0	11418	11923	95.30%	-0.74	(1.45)	
	September 2005	6	6	100.00%	0	10439	11981	96.95%	-0.43	(1.26)	
	August 2005	19	20	95.00%	0.2179	11820	12401	95.31%	0.07	(0.90)	
	MR-4B All Troubles Cleared within 48	July 2006	0	0	0.00%	0	0	0	0.00%	0.00	0.00
	Hours Business Parity	June 2006	0	0	0.00%	0	0	0	0.00%	0.00	0.00
May 2006		3	3	100.00%	0	339	353	96.03%	-0.35	(1.21)	
April 2006		0	0	0.00%	0	0	207	0.00%	0.00	0.00	
March 2006		1	1	100.00%	0	255	0	98.46%	-0.13	(1.08)	
February 2006		0	0	0.00%	0	0	259	0.00%	0.00	0.00	
January 2006		3	4	75.00%	0.433	390	0	81.08%	0.31	(0.80)	
December 2005		1	1	100.00%	0	308	481	93.62%	-0.26	(1.16)	
November 2005		1	1	100.00%	0	259	329	96.64%	-0.19	(1.11)	
October 2005		1	1	100.00%	0	260	268	93.86%	-0.26	(1.16)	
September 2005		1	1	100.00%	0	200	277	96.62%	-0.19	(1.11)	
August 2005		0	0	0.00%	0	0	0	0.00%	0.00	0.00	
MR-4B All Troubles Cleared within 48		July 2006	0	0	0.00%	0	0	0	0.00%	0.00	0.00
Hours Centrex 21 Parity		June 2006	3	3	100.00%	0	12	12	100.00%	0.00	0.00
	May 2006	2	2	100.00%	0	20	22	90.91%	-0.43	(1.26)	
	April 2006	0	0	0.00%	0	0	6	0.00%	0.00	0.00	
	March 2006	0	0	0.00%	0	0	0	0.00%	0.00	0.00	
	February 2006	1	1	100.00%	0	8	0	88.89%	-0.34	(1.20)	

	January 2006	0	0	0.00%	0	0	9	0.00%	0.00	0.00
	December 2005	0	0	0.00%	0	0	0	0.00%	0.00	0.00
	November 2005	0	0	0.00%	0	0	0	0.00%	0.00	0.00
	October 2005	0	0	0.00%	0	0	0	0.00%	0.00	0.00
	September 2005	1	1	100.00%	0	6	0	100.00%	0.00	0.00
	August 2005	0	0	0.00%	0	0	0	0.00%	0.00	0.00
MR-4B All Troubles Cleared within 48 Hours Line Sharing Parity	July 2006	1	1	100.00%	0	2673	2828	94.52%	-0.24	(1.15)
	June 2006	0	0	0.00%	0	0	0	0.00%	0.00	0.00
	May 2006	0	0	0.00%	0	0	0	0.00%	0.00	0.00
	April 2006	0	0	0.00%	0	0	0	0.00%	0.00	0.00
	March 2006	0	0	0.00%	0	0	0	0.00%	0.00	0.00
	February 2006	0	0	0.00%	0	0	0	0.00%	0.00	0.00
	January 2006	1	1	100.00%	0	4105	0	78.16%	-0.53	(1.32)
	December 2005	0	0	0.00%	0	0	5252	0.00%	0.00	0.00
	November 2005	0	0	0.00%	0	0	0	0.00%	0.00	0.00
	October 2005	1	1	100.00%	0	3122	0	91.47%	-0.31	(1.19)
	September 2005	0	0	0.00%	0	0	3413	0.00%	0.00	0.00
	August 2005	0	0	0.00%	0	0	0	0.00%	0.00	0.00
MR-4B All Troubles Cleared within 48 Hours PBX Parity	July 2006	0	0	0.00%	0	0	0	0.00%	0.00	0.00
	June 2006	0	0	0.00%	0	0	0	0.00%	0.00	0.00
	May 2006	0	0	0.00%	0	0	0	0.00%	0.00	0.00
	April 2006	3	3	100.00%	0	9	0	100.00%	0.00	0.00
	March 2006	1	1	100.00%	0	7	9	100.00%	0.00	0.00
	February 2006	0	0	0.00%	0	0	7	0.00%	0.00	0.00
	January 2006	0	0	0.00%	0	0	0	0.00%	0.00	0.00
	December 2005	0	0	0.00%	0	0	0	0.00%	0.00	0.00
	November 2005	0	0	0.00%	0	0	0	0.00%	0.00	0.00
	October 2005	0	0	0.00%	0	0	0	0.00%	0.00	0.00
	September 2005	0	0	0.00%	0	0	0	0.00%	0.00	0.00
	August 2005	1	1	100.00%	0	6	6	100.00%	0.00	0.00
MR-4B All Troubles Cleared within 48 Hours Residence Parity	July 2006	5	5	100.00%	0	2399	2538	94.52%	-0.54	(1.33)
	June 2006	9	9	100.00%	0	2830	2948	96.00%	-0.61	(1.37)
	May 2006	12	12	100.00%	0	3036	3295	92.14%	-1.01	(1.61)
	April 2006	11	11	100.00%	0	2448	2414	97.34%	-0.55	(1.33)
	March 2006	11	12	91.67%	0.2764	2397	2515	96.65%	0.96	(0.49)
	February 2006	13	13	100.00%	0	2801	2480	91.18%	-1.12	(1.68)
	January 2006	15	18	83.33%	0.3727	3715	3072	77.87%	-0.56	(1.34)
	December 2005	10	11	90.91%	0.2875	3057	4771	91.36%	0.05	(0.91)
	November 2005	9	9	100.00%	0	2822	3346	92.74%	-0.84	(1.51)
	October 2005	19	21	90.48%	0.2935	2862	3043	91.26%	0.13	(0.88)
	September 2005	15	15	100.00%	0	2309	3136	95.65%	-0.82	(1.50)
	August 2005	15	16	93.75%	0.2421	2844	3010	94.49%	0.13	(0.87)
MR-4B All Troubles Cleared within 48 Hours UNE - P (POTS) Parity	July 2006	0	0	0.00%	0	0	0	0.00%	0.00	0.00
	June 2006	0	0	0.00%	0	0	0	0.00%	0.00	0.00
	May 2006	1	1	100.00%	0	3375	3648	92.52%	-0.28	(1.17)
	April 2006	0	0	0.00%	0	0	2621	0.00%	0.00	0.00
	March 2006	2	2	100.00%	0	2652	0	96.82%	-0.26	(1.16)
	February 2006	4	4	100.00%	0	3072	2739	91.59%	-0.61	(1.37)
	January 2006	6	8	75.00%	0.433	4105	3354	78.16%	0.22	(0.84)
	December 2005	12	13	92.31%	0.2665	3365	5252	91.56%	-0.10	(1.06)
	November 2005	3	4	75.00%	0.433	3081	3675	93.05%	1.42	(0.34)
	October 2005	4	4	100.00%	0	3122	3311	91.47%	-0.61	(1.37)
	September 2005	3	3	100.00%	0	2509	3413	95.73%	-0.37	(1.22)

MR-4C All Troubles Cleared within 48 Hours Business Parity	August 2005	2	2	100.00%	0	3127	3309	94.50%	-0.34	(1.21)
	July 2006	0	0	0.00%	0	0	0	0.00%	0.00	0.00
	June 2006	2	2	100.00%	0	374	375	99.73%	-0.07	(1.04)
	May 2006	0	0	0.00%	0	0	0	0.00%	0.00	0.00
	April 2006	1	1	100.00%	0	323	0	100.00%	0.00	0.00
	March 2006	2	2	100.00%	0	408	323	100.00%	0.00	0.00
	February 2006	0	0	0.00%	0	0	408	0.00%	0.00	0.00
	January 2006	1	1	100.00%	0	486	0	99.79%	-0.05	(1.03)
	December 2005	2	2	100.00%	0	349	487	100.00%	0.00	0.00
	November 2005	3	3	100.00%	0	384	349	99.74%	-0.09	(1.05)
	October 2005	0	0	0.00%	0	0	385	0.00%	0.00	0.00
	September 2005	0	0	0.00%	0	0	0	0.00%	0.00	0.00
	August 2005	1	1	100.00%	0	423	426	99.30%	-0.08	(1.05)
	MR-4C All Troubles Cleared within 48 Hours Centrex Parity	July 2006	0	0	0.00%	0	0	0	0.00%	0.00
June 2006		0	0	0.00%	0	0	0	0.00%	0.00	0.00
May 2006		1	1	100.00%	0	35	35	100.00%	0.00	0.00
April 2006		0	0	0.00%	0	0	0	0.00%	0.00	0.00
March 2006		0	0	0.00%	0	0	0	0.00%	0.00	0.00
February 2006		0	0	0.00%	0	0	0	0.00%	0.00	0.00
January 2006		0	0	0.00%	0	0	0	0.00%	0.00	0.00
December 2005		0	0	0.00%	0	0	0	0.00%	0.00	0.00
November 2005		0	0	0.00%	0	0	0	0.00%	0.00	0.00
October 2005		0	0	0.00%	0	0	0	0.00%	0.00	0.00
September 2005		0	0	0.00%	0	0	0	0.00%	0.00	0.00
August 2005		1	1	100.00%	0	35	35	100.00%	0.00	0.00
July 2006		1	1	100.00%	0	27	27	100.00%	0.00	0.00
June 2006		0	0	0.00%	0	0	0	0.00%	0.00	0.00
MR-4C All Troubles Cleared within 48 Hours Centrex 21 Parity	May 2006	1	1	100.00%	0	28	29	96.55%	-0.19	(1.11)
	April 2006	0	0	0.00%	0	0	33	0.00%	0.00	0.00
	March 2006	0	0	0.00%	0	0	0	0.00%	0.00	0.00
	February 2006	0	0	0.00%	0	0	0	0.00%	0.00	0.00
	January 2006	1	1	100.00%	0	49	0	98.00%	-0.14	(1.09)
	December 2005	1	1	100.00%	0	19	50	100.00%	0.00	0.00
	November 2005	0	0	0.00%	0	0	19	0.00%	0.00	0.00
	October 2005	1	1	100.00%	0	31	0	100.00%	0.00	0.00
	September 2005	2	2	100.00%	0	33	31	100.00%	0.00	0.00
	August 2005	1	1	100.00%	0	39	39	100.00%	0.00	0.00
	July 2006	1	1	100.00%	0	2066	2078	99.42%	-0.08	(1.05)
	June 2006	3	3	100.00%	0	2150	2153	99.86%	-0.06	(1.04)
	May 2006	8	8	100.00%	0	2100	2105	99.76%	-0.14	(1.08)
	April 2006	3	3	100.00%	0	1760	2387	99.89%	-0.06	(1.04)
MR-4C All Troubles Cleared within 48 Hours Line Sharing Parity	March 2006	0	0	0.00%	0	0	1762	0.00%	0.00	0.00
	February 2006	1	1	100.00%	0	2147	0	99.81%	-0.04	(1.03)
	January 2006	0	0	0.00%	0	0	2151	0.00%	0.00	0.00
	December 2005	1	1	100.00%	0	2223	0	99.69%	-0.06	(1.03)
	November 2005	0	0	0.00%	0	0	2230	0.00%	0.00	0.00
	October 2005	0	0	0.00%	0	0	0	0.00%	0.00	0.00
	September 2005	1	1	100.00%	0	2378	0	99.62%	-0.06	(1.04)
	August 2005	0	0	0.00%	0	0	0	0.00%	0.00	0.00
	July 2006	2	2	100.00%	0	5034	5108	98.55%	-0.17	(1.10)
	June 2006	2	2	100.00%	0	5185	5268	98.42%	-0.18	(1.11)
	May 2006	2	2	100.00%	0	4475	4591	97.47%	-0.23	(1.14)
	April 2006	3	3	100.00%	0	2987	3773	97.81%	-0.26	(1.16)

	March 2006	1	1	100.00%	0	4296	3054	97.15%	-0.17	(1.10)
	February 2006	1	1	100.00%	0	8642	4422	96.58%	-0.19	(1.11)
	January 2006	0	0	0.00%	0	0	8948	0.00%	0.00	0.00
	December 2005	2	2	100.00%	0	4445	0	96.86%	-0.25	(1.15)
	November 2005	3	3	100.00%	0	4232	4589	95.83%	-0.36	(1.22)
	October 2005	3	3	100.00%	0	4376	4416	97.03%	-0.30	(1.18)
	September 2005	1	1	100.00%	0	3462	4510	91.76%	-0.30	(1.18)
	August 2005	0	0	0.00%	0	0	0	0.00%	0.00	0.00
MR-4C All Troubles Cleared within 48 Hours PBX Parity	July 2006	1	1	100.00%	0	26	26	100.00%	0.00	0.00
	June 2006	0	0	0.00%	0	0	0	0.00%	0.00	0.00
	May 2006	1	1	100.00%	0	23	23	100.00%	0.00	0.00
	April 2006	2	2	100.00%	0	19	26	100.00%	0.00	0.00
	March 2006	0	0	0.00%	0	0	19	0.00%	0.00	0.00
	February 2006	0	0	0.00%	0	0	0	0.00%	0.00	0.00
	January 2006	2	2	100.00%	0	34	0	100.00%	0.00	0.00
	December 2005	0	0	0.00%	0	0	34	0.00%	0.00	0.00
	November 2005	1	1	100.00%	0	30	0	100.00%	0.00	0.00
	October 2005	1	1	100.00%	0	42	30	100.00%	0.00	0.00
	September 2005	1	1	100.00%	0	25	42	96.15%	-0.20	(1.12)
	August 2005	0	0	0.00%	0	0	0	0.00%	0.00	0.00
MR-4C All Troubles Cleared within 48 Hours Residence Parity	July 2006	2	2	100.00%	0	1735	1745	99.43%	-0.11	(1.07)
	June 2006	4	4	100.00%	0	1776	1778	99.89%	-0.07	(1.04)
	May 2006	8	8	100.00%	0	1713	1718	99.71%	-0.15	(1.09)
	April 2006	3	3	100.00%	0	1437	1988	99.86%	-0.06	(1.04)
	March 2006	6	6	100.00%	0	1904	1439	99.95%	-0.06	(1.03)
	February 2006	4	4	100.00%	0	1760	1905	99.83%	-0.08	(1.05)
	January 2006	3	3	100.00%	0	1849	1763	99.52%	-0.12	(1.07)
	December 2005	4	4	100.00%	0	1874	1858	99.63%	-0.12	(1.07)
	November 2005	4	4	100.00%	0	1870	1881	99.79%	-0.09	(1.06)
	October 2005	3	3	100.00%	0	2127	1874	99.86%	-0.07	(1.04)
	September 2005	8	8	100.00%	0	1981	2130	99.65%	-0.17	(1.10)
	August 2005	11	11	100.00%	0	2388	2393	99.79%	-0.15	(1.09)
MR-4C All Troubles Cleared within 48 Hours UNE - P (POTS) Parity	July 2006	0	0	0.00%	0	0	0	0.00%	0.00	0.00
	June 2006	0	0	0.00%	0	0	0	0.00%	0.00	0.00
	May 2006	1	1	100.00%	0	2100	2105	99.76%	-0.05	(1.03)
	April 2006	0	0	0.00%	0	0	2387	0.00%	0.00	0.00
	March 2006	0	0	0.00%	0	0	0	0.00%	0.00	0.00
	February 2006	3	3	100.00%	0	2147	0	99.81%	-0.07	(1.05)
	January 2006	4	4	100.00%	0	2335	2151	99.57%	-0.13	(1.08)
	December 2005	10	10	100.00%	0	2223	2345	99.69%	-0.18	(1.11)
	November 2005	6	6	100.00%	0	2254	2230	99.78%	-0.12	(1.07)
	October 2005	3	3	100.00%	0	2480	2259	99.84%	-0.07	(1.04)
	September 2005	3	3	100.00%	0	2378	2484	99.62%	-0.11	(1.06)
	August 2005	4	4	100.00%	0	2811	2819	99.72%	-0.11	(1.06)
MR-4D All Troubles Cleared within 48 Hours Qwest DSL Parity	July 2006	4	4	100.00%	0	4051	4148	97.66%	-0.31	(1.19)
	June 2006	3	4	75.00%	0.433	3979	4056	98.10%	3.38	0.08
	May 2006	6	7	85.71%	0.3499	3924	4054	96.79%	1.66	(0.26)
	April 2006	8	8	100.00%	0	3091	2969	95.40%	-0.62	(1.38)
	March 2006	2	2	100.00%	0	3587	3240	95.42%	-0.31	(1.19)
	February 2006	4	4	100.00%	0	6324	3759	95.69%	-0.42	(1.26)
	January 2006	5	5	100.00%	0	3712	6609	94.91%	-0.52	(1.31)
	December 2005	3	4	75.00%	0.433	3468	3911	94.81%	1.78	(0.23)
	November 2005	11	11	100.00%	0	3495	3658	94.79%	-0.78	(1.47)

	October 2005	13	14	92.86%	0.2575	4007	3687	95.38%	0.45	(0.70)
	September 2005	5	5	100.00%	0	2732	4201	92.02%	-0.66	(1.40)
	August 2005	2	2	100.00%	0	3804	4059	93.72%	-0.37	(1.22)
MR-4D All Troubles Cleared within 48	July 2006	62	63	98.41%	0.125	34	34	100.00%	0.00	(0.76)
Hours Unbundled Loop - 2 Wire Non-Loaded Parity	June 2006	41	41	100.00%	0	31	31	100.00%	0.00	0.00
	May 2006	49	49	100.00%	0	52	52	100.00%	0.00	0.00
	April 2006	40	40	100.00%	0	34	65	100.00%	0.00	0.00
	March 2006	42	42	100.00%	0	37	34	100.00%	0.00	0.00
	February 2006	60	60	100.00%	0	40	37	100.00%	0.00	0.00
	January 2006	62	63	98.41%	0.125	57	40	100.00%	0.00	(0.61)
	December 2005	54	54	100.00%	0	38	57	97.44%	-0.77	(1.47)
	November 2005	32	32	100.00%	0	39	39	100.00%	0.00	0.00
	October 2005	55	55	100.00%	0	42	39	100.00%	0.00	0.00
	September 2005	30	30	100.00%	0	64	42	98.46%	-0.57	(1.34)
	August 2005	35	35	100.00%	0	87	87	100.00%	0.00	0.00
MR-4D All Troubles Cleared within 48	July 2006	1	1	100.00%	0	4051	4148	97.66%	-0.15	(1.09)
Hours Unbundled Loop - ADSL Qualified Parity	June 2006	0	0	0.00%	0	0	0	0.00%	0.00	0.00
	May 2006	1	1	100.00%	0	3924	4054	96.79%	-0.18	(1.11)
	April 2006	1	1	100.00%	0	3091	2969	95.40%	-0.22	(1.13)
	March 2006	1	1	100.00%	0	3587	3240	95.42%	-0.22	(1.13)
	February 2006	1	1	100.00%	0	6324	3759	95.69%	-0.21	(1.13)
	January 2006	1	1	100.00%	0	3712	6609	94.91%	-0.23	(1.14)
	December 2005	1	1	100.00%	0	3468	3911	94.81%	-0.23	(1.14)
	November 2005	1	1	100.00%	0	3495	3658	94.79%	-0.23	(1.14)
	October 2005	1	1	100.00%	0	4007	3687	95.38%	-0.22	(1.13)
	September 2005	1	1	100.00%	0	2732	4201	92.02%	-0.29	(1.18)
	August 2005	1	1	100.00%	0	3804	4059	93.72%	-0.26	(1.16)
MR-4D All Troubles Cleared within 48	July 2006	4	4	100.00%	0	1	1	100.00%	0.00	0.00
Hours Unbundled Loop - XDSLi Parity	June 2006	5	5	100.00%	0	3	3	100.00%	0.00	0.00
	May 2006	2	2	100.00%	0	0	0	0.00%	0.00	0.00
	April 2006	3	3	100.00%	0	0	1	0.00%	0.00	0.00
	March 2006	2	2	100.00%	0	0	0	0.00%	0.00	0.00
	February 2006	0	0	0.00%	0	0	0	0.00%	0.00	0.00
	January 2006	0	0	0.00%	0	0	0	0.00%	0.00	0.00
	December 2005	1	1	100.00%	0	2	0	100.00%	0.00	0.00
	November 2005	2	2	100.00%	0	2	2	100.00%	0.00	0.00
	October 2005	1	1	100.00%	0	2	2	100.00%	0.00	0.00
	September 2005	3	3	100.00%	0	1	2	100.00%	0.00	0.00
	August 2005	8	8	100.00%	0	3	3	100.00%	0.00	0.00
MR-4D All Troubles Cleared within 48	July 2006	196	198	98.99%	0.1	13435	13736	97.81%	-1.13	(1.69)
Hours Unbundled Loop Analog Parity	June 2006	215	215	100.00%	0	13487	13658	98.75%	-1.64	(2.00)
	May 2006	191	191	100.00%	0	13021	13252	98.26%	-1.83	(2.11)
	April 2006	179	179	100.00%	0	10742	12810	98.47%	-1.65	(2.01)
	March 2006	197	197	100.00%	0	12566	10909	98.43%	-1.76	(2.07)
	February 2006	216	218	99.08%	0.0953	13784	12766	95.62%	-2.48	(2.51)
	January 2006	313	324	96.60%	0.1811	17738	14416	90.65%	-3.65	(3.22)
	December 2005	235	238	98.74%	0.1116	13812	19567	93.37%	-3.30	(3.01)
	November 2005	251	252	99.60%	0.0629	13420	14793	96.75%	-2.53	(2.54)
	October 2005	333	335	99.40%	0.077	13543	13871	95.99%	-3.15	(2.91)
	September 2005	180	183	98.36%	0.127	12477	14109	97.40%	-0.81	(1.49)
	August 2005	293	293	100.00%	0	14187	14774	96.03%	-3.45	(3.10)
MR-4D All Troubles Cleared within 48	July 2006	13	14	92.86%	0.2575	34	34	100.00%	0.00	(0.35)
Hours Unbundled Loop ISDN Capable Parity	June 2006	9	9	100.00%	0	31	31	100.00%	0.00	0.00

	May 2006	12	12	100.00%	0	52	52	100.00%	0.00	0.00
	April 2006	7	7	100.00%	0	34	65	100.00%	0.00	0.00
	March 2006	8	9	88.89%	0.3143	37	34	100.00%	0.00	(0.18)
	February 2006	12	12	100.00%	0	40	37	100.00%	0.00	0.00
	January 2006	21	21	100.00%	0	57	40	100.00%	0.00	0.00
	December 2005	15	15	100.00%	0	38	57	97.44%	-0.53	(1.32)
	November 2005	20	20	100.00%	0	39	39	100.00%	0.00	0.00
	October 2005	34	34	100.00%	0	42	39	100.00%	0.00	0.00
	September 2005	6	6	100.00%	0	64	42	98.46%	-0.29	(1.18)
	August 2005	8	8	100.00%	0	87	87	100.00%	0.00	0.00
MR-4E All Troubles Cleared within 48 Hours Qwest DSL Parity	July 2006	1	1	100.00%	0	2211	2270	97.40%	-0.16	(1.10)
	June 2006	1	1	100.00%	0	2076	2116	98.11%	-0.14	(1.08)
	May 2006	1	1	100.00%	0	2011	2068	97.24%	-0.17	(1.10)
	April 2006	0	0	0.00%	0	0	0	0.00%	0.00	0.00
	March 2006	1	1	100.00%	0	2175	0	93.55%	-0.26	(1.16)
	February 2006	2	2	100.00%	0	3655	2325	94.64%	-0.34	(1.20)
	January 2006	1	1	100.00%	0	2199	3862	93.73%	-0.26	(1.16)
	December 2005	3	3	100.00%	0	2086	2346	96.71%	-0.32	(1.19)
	November 2005	1	1	100.00%	0	1784	2157	93.11%	-0.27	(1.17)
	October 2005	0	0	0.00%	0	0	1916	0.00%	0.00	0.00
	September 2005	0	0	0.00%	0	0	0	0.00%	0.00	0.00
	August 2005	1	1	100.00%	0	1593	1726	92.29%	-0.29	(1.18)
MR-4E All Troubles Cleared within 48 Hours Unbundled Loop - 2 Wire Non-Loaded Parity	July 2006	6	6	100.00%	0	4	4	100.00%	0.00	0.00
	June 2006	2	2	100.00%	0	5	5	100.00%	0.00	0.00
	May 2006	5	5	100.00%	0	10	10	100.00%	0.00	0.00
	April 2006	2	2	100.00%	0	4	9	100.00%	0.00	0.00
	March 2006	5	5	100.00%	0	4	4	80.00%	-0.79	(1.48)
	February 2006	9	9	100.00%	0	8	5	100.00%	0.00	0.00
	January 2006	8	8	100.00%	0	17	8	100.00%	0.00	0.00
	December 2005	2	2	100.00%	0	6	17	100.00%	0.00	0.00
	November 2005	1	1	100.00%	0	5	6	100.00%	0.00	0.00
	October 2005	2	2	100.00%	0	9	5	100.00%	0.00	0.00
	September 2005	1	1	100.00%	0	9	9	100.00%	0.00	0.00
	August 2005	6	6	100.00%	0	5	5	100.00%	0.00	0.00
MR-4E All Troubles Cleared within 48 Hours Unbundled Loop - ADSL Qualified Parity	July 2006	1	1	100.00%	0	2211	2270	97.40%	-0.16	(1.10)
	June 2006	0	0	0.00%	0	0	0	0.00%	0.00	0.00
	May 2006	2	2	100.00%	0	2011	2068	97.24%	-0.24	(1.14)
	April 2006	0	0	0.00%	0	0	0	0.00%	0.00	0.00
	March 2006	1	1	100.00%	0	2175	0	93.55%	-0.26	(1.16)
	February 2006	0	0	0.00%	0	0	2325	0.00%	0.00	0.00
	January 2006	0	0	0.00%	0	0	0	0.00%	0.00	0.00
	December 2005	0	0	0.00%	0	0	0	0.00%	0.00	0.00
	November 2005	2	2	100.00%	0	1784	0	93.11%	-0.38	(1.23)
	October 2005	1	1	100.00%	0	1499	1916	91.85%	-0.30	(1.18)
	September 2005	0	0	0.00%	0	0	1632	0.00%	0.00	0.00
	August 2005	0	0	0.00%	0	0	0	0.00%	0.00	0.00
MR-4E All Troubles Cleared within 48 Hours Unbundled Loop - XDSLi Parity	July 2006	0	0	0.00%	0	0	0	0.00%	0.00	0.00
	June 2006	1	1	100.00%	0	2	2	100.00%	0.00	0.00
	May 2006	0	0	0.00%	0	0	0	0.00%	0.00	0.00
	April 2006	0	0	0.00%	0	0	0	0.00%	0.00	0.00
	March 2006	0	0	0.00%	0	0	0	0.00%	0.00	0.00
	February 2006	0	0	0.00%	0	0	0	0.00%	0.00	0.00
	January 2006	0	0	0.00%	0	0	0	0.00%	0.00	0.00

	December 2005	0	0	0.00%	0	0	0	0.00%	0.00	0.00
	November 2005	0	0	0.00%	0	0	0	0.00%	0.00	0.00
	October 2005	0	0	0.00%	0	0	0	0.00%	0.00	0.00
	September 2005	0	0	0.00%	0	0	0	0.00%	0.00	0.00
	August 2005	0	0	0.00%	0	0	0	0.00%	0.00	0.00
MR-4E All Troubles Cleared within 48	July 2006	31	31	100.00%	0	2982	3137	95.06%	-1.26	(1.77)
Hours Unbundled Loop Analog Parity	June 2006	34	34	100.00%	0	3473	3599	96.50%	-1.11	(1.67)
	May 2006	24	24	100.00%	0	3676	3950	93.06%	-1.33	(1.81)
	April 2006	26	26	100.00%	0	2966	2965	97.31%	-0.84	(1.51)
	March 2006	25	25	100.00%	0	2959	3048	97.14%	-0.85	(1.52)
	February 2006	39	40	97.50%	0.1561	3391	3046	92.30%	-1.23	(1.75)
	January 2006	52	53	98.11%	0.1361	4444	3674	79.46%	-3.35	(3.03)
	December 2005	38	38	100.00%	0	3821	5593	92.47%	-1.75	(2.06)
	November 2005	44	44	100.00%	0	3391	4132	93.62%	-1.72	(2.05)
	October 2005	31	31	100.00%	0	3477	3622	92.25%	-1.61	(1.98)
	September 2005	37	37	100.00%	0	2849	3769	96.09%	-1.22	(1.74)
	August 2005	32	32	100.00%	0	3571	3755	95.10%	-1.28	(1.78)
MR-4E All Troubles Cleared within 48	July 2006	14	15	93.33%	0.2494	4	4	100.00%	0.00	(0.92)
Hours Unbundled Loop ISDN Capable Parity	June 2006	11	11	100.00%	0	5	5	100.00%	0.00	0.00
	May 2006	10	10	100.00%	0	10	10	100.00%	0.00	0.00
	April 2006	3	3	100.00%	0	4	9	100.00%	0.00	0.00
	March 2006	6	6	100.00%	0	4	4	80.00%	-0.83	(1.50)
	February 2006	5	5	100.00%	0	8	5	100.00%	0.00	0.00
	January 2006	12	12	100.00%	0	17	8	100.00%	0.00	0.00
	December 2005	8	8	100.00%	0	6	17	100.00%	0.00	0.00
	November 2005	8	8	100.00%	0	5	6	100.00%	0.00	0.00
	October 2005	7	7	100.00%	0	9	5	100.00%	0.00	0.00
	September 2005	1	1	100.00%	0	9	9	100.00%	0.00	0.00
	August 2005	9	9	100.00%	0	5	5	100.00%	0.00	0.00
MR-5A All Troubles Cleared within 4 Hours	July 2006	0	0	0.00%	0	0	0	0.00%	0.00	0.00
DS0 Parity	June 2006	0	0	0.00%	0	0	0	0.00%	0.00	0.00
	May 2006	0	0	0.00%	0	0	0	0.00%	0.00	0.00
	April 2006	0	0	0.00%	0	0	153	0.00%	0.00	0.00
	March 2006	0	0	0.00%	0	0	0	0.00%	0.00	0.00
	February 2006	0	0	0.00%	0	0	0	0.00%	0.00	0.00
	January 2006	0	0	0.00%	0	0	0	0.00%	0.00	0.00
	December 2005	0	0	0.00%	0	0	0	0.00%	0.00	0.00
	November 2005	1	1	100.00%	0	132	0	80.98%	-0.48	(1.29)
	October 2005	0	0	0.00%	0	0	163	0.00%	0.00	0.00
	September 2005	1	1	100.00%	0	119	0	77.78%	-0.53	(1.32)
	August 2005	0	0	0.00%	0	0	0	0.00%	0.00	0.00
MR-5A All Troubles Cleared within 4 Hours	July 2006	0	0	0.00%	0	0	0	0.00%	0.00	0.00
DS1 Parity	June 2006	0	0	0.00%	0	0	0	0.00%	0.00	0.00
	May 2006	0	0	0.00%	0	0	0	0.00%	0.00	0.00
	April 2006	0	0	0.00%	0	0	124	0.00%	0.00	0.00
	March 2006	3	3	100.00%	0	112	0	78.32%	-0.90	(1.55)
	February 2006	0	0	0.00%	0	0	143	0.00%	0.00	0.00
	January 2006	0	0	0.00%	0	0	0	0.00%	0.00	0.00
	December 2005	0	0	0.00%	0	0	0	0.00%	0.00	0.00
	November 2005	0	0	0.00%	0	0	0	0.00%	0.00	0.00
	October 2005	1	1	100.00%	0	82	0	71.93%	-0.62	(1.38)
	September 2005	1	2	50.00%	0.5	92	114	74.19%	0.78	(0.62)
	August 2005	0	0	0.00%	0	0	0	0.00%	0.00	0.00

MR-5A All Troubles Cleared within 4 Hours E911 Parity	July 2006	0	0	0.00%	0	0	0	0.00%	0.00	0.00
	June 2006	0	0	0.00%	0	0	0	0.00%	0.00	0.00
	May 2006	0	0	0.00%	0	0	0	0.00%	0.00	0.00
	April 2006	0	0	0.00%	0	0	0	0.00%	0.00	0.00
	March 2006	0	0	0.00%	0	0	0	0.00%	0.00	0.00
	February 2006	0	0	0.00%	0	0	0	0.00%	0.00	0.00
	January 2006	1	1	100.00%	0	6	0	100.00%	0.00	0.00
	December 2005	0	0	0.00%	0	0	6	0.00%	0.00	0.00
	November 2005	0	0	0.00%	0	0	0	0.00%	0.00	0.00
	October 2005	0	0	0.00%	0	0	0	0.00%	0.00	0.00
	September 2005	0	0	0.00%	0	0	0	0.00%	0.00	0.00
	August 2005	0	0	0.00%	0	0	0	0.00%	0.00	0.00
	MR-5A All Troubles Cleared within 4 Hours Enhanced Extended Loops - DS0 Capable Diagnostic	July 2006	1	1	100.00%	0	0	0	0.00%	0.00
June 2006		0	0	0.00%	0	0	0	0.00%	0.00	0.00
May 2006		0	0	0.00%	0	0	0	0.00%	0.00	0.00
April 2006		0	0	0.00%	0	0	0	0.00%	0.00	0.00
March 2006		0	0	0.00%	0	0	0	0.00%	0.00	0.00
February 2006		0	0	0.00%	0	0	0	0.00%	0.00	0.00
January 2006		0	0	0.00%	0	0	0	0.00%	0.00	0.00
December 2005		3	3	100.00%	0	0	0	0.00%	0.00	0.00
November 2005		0	0	0.00%	0	0	0	0.00%	0.00	0.00
October 2005		0	0	0.00%	0	0	0	0.00%	0.00	0.00
September 2005		0	0	0.00%	0	0	0	0.00%	0.00	0.00
August 2005		0	0	0.00%	0	0	0	0.00%	0.00	0.00
MR-5A All Troubles Cleared within 4 Hours Enhanced Extended Loops - DS1 Capable Parity		July 2006	54	69	78.26%	0.4125	108	142	76.06%	-0.35
	June 2006	57	84	67.86%	0.467	114	136	83.82%	3.12	0.65
	May 2006	56	77	72.73%	0.4454	108	136	79.41%	1.16	(0.33)
	April 2006	29	46	63.04%	0.4827	88	124	83.81%	3.19	0.65
	March 2006	47	57	82.46%	0.3803	112	105	78.32%	-0.64	(1.39)
	February 2006	42	52	80.77%	0.3941	111	143	81.62%	0.13	(0.92)
	January 2006	52	77	67.53%	0.4683	102	136	75.00%	1.21	(0.30)
	December 2005	35	50	70.00%	0.4583	94	136	78.33%	1.20	(0.31)
	November 2005	44	56	78.57%	0.4103	100	120	76.34%	-0.33	(1.20)
	October 2005	39	52	75.00%	0.433	82	131	71.93%	-0.41	(1.25)
	September 2005	34	60	56.67%	0.4955	92	114	74.19%	2.55	0.43
	August 2005	47	73	64.38%	0.4789	97	138	70.29%	0.89	(0.47)
	MR-5A All Troubles Cleared within 4 Hours Enhanced Extended Loops - DS3 Capable Parity	July 2006	0	0	0.00%	0	0	0	0.00%	0.00
June 2006		0	0	0.00%	0	0	0	0.00%	0.00	0.00
May 2006		0	0	0.00%	0	0	0	0.00%	0.00	0.00
April 2006		0	0	0.00%	0	0	0	0.00%	0.00	0.00
March 2006		1	1	100.00%	0	0	0	0.00%	0.00	0.00
February 2006		0	0	0.00%	0	0	0	0.00%	0.00	0.00
January 2006		0	0	0.00%	0	0	0	0.00%	0.00	0.00
December 2005		1	1	100.00%	0	0	0	0.00%	0.00	0.00
November 2005		0	0	0.00%	0	0	0	0.00%	0.00	0.00
October 2005		1	1	100.00%	0	0	0	0.00%	0.00	0.00
September 2005		0	0	0.00%	0	0	0	0.00%	0.00	0.00
August 2005		0	0	0.00%	0	0	0	0.00%	0.00	0.00
MR-5A All Troubles Cleared within 4 Hours LIS Trunk Parity		July 2006	6	6	100.00%	0	1	1	100.00%	0.00
	June 2006	3	4	75.00%	0.433	2	2	100.00%	0.00	(0.79)
	May 2006	5	5	100.00%	0	4	4	100.00%	0.00	0.00
	April 2006	2	2	100.00%	0	3	3	100.00%	0.00	0.00
	March 2006	5	5	100.00%	0	4	3	100.00%	0.00	0.00

	February 2006	10	10	100.00%	0	3	4	100.00%	0.00	0.00
	January 2006	7	11	63.64%	0.481	3	3	100.00%	0.00	(0.35)
	December 2005	8	8	100.00%	0	4	3	100.00%	0.00	0.00
	November 2005	7	8	87.50%	0.3307	6	4	100.00%	0.00	(0.67)
	October 2005	11	11	100.00%	0	19	6	100.00%	0.00	0.00
	September 2005	9	9	100.00%	0	3	19	100.00%	0.00	0.00
	August 2005	8	9	88.89%	0.3143	10	10	100.00%	0.00	(0.59)
MR-5A All Troubles Cleared within 4 Hours	July 2006	1	1	100.00%	0	2	3	66.67%	-0.61	(1.37)
UDIT Above DS1 Level Parity	June 2006	1	1	100.00%	0	3	4	75.00%	-0.52	(1.31)
	May 2006	0	0	0.00%	0	0	0	0.00%	0.00	0.00
	April 2006	8	9	88.89%	0.3143	0	1	0.00%	0.00	0.00
	March 2006	1	2	50.00%	0.5	5	0	100.00%	0.00	(0.32)
	February 2006	1	2	50.00%	0.5	2	5	100.00%	0.00	(0.63)
	January 2006	0	0	0.00%	0	0	2	0.00%	0.00	0.00
	December 2005	2	4	50.00%	0.5	1	0	100.00%	0.00	(0.71)
	November 2005	3	6	50.00%	0.5	3	1	75.00%	0.89	(0.63)
	October 2005	0	2	0.00%	0	1	4	100.00%	0.00	(0.37)
	September 2005	1	1	100.00%	0	1	1	100.00%	0.00	0.00
	August 2005	1	1	100.00%	0	6	6	100.00%	0.00	0.00
MR-5A All Troubles Cleared within 4 Hours	July 2006	0	0	0.00%	0	0	0	0.00%	0.00	0.00
UDIT DS1 Parity	June 2006	0	1	0.00%	0	114	136	83.82%	2.27	(0.15)
	May 2006	0	0	0.00%	0	0	0	0.00%	0.00	0.00
	April 2006	0	0	0.00%	0	0	0	0.00%	0.00	0.00
	March 2006	2	2	100.00%	0	112	0	78.32%	-0.74	(1.45)
	February 2006	2	2	100.00%	0	111	143	81.62%	-0.67	(1.41)
	January 2006	0	0	0.00%	0	0	136	0.00%	0.00	0.00
	December 2005	0	0	0.00%	0	0	0	0.00%	0.00	0.00
	November 2005	0	0	0.00%	0	0	0	0.00%	0.00	0.00
	October 2005	0	0	0.00%	0	0	0	0.00%	0.00	0.00
	September 2005	0	0	0.00%	0	0	0	0.00%	0.00	0.00
	August 2005	1	4	25.00%	0.433	97	138	70.29%	1.95	0.04
MR-5A All Troubles Cleared within 4 Hours	July 2006	0	1	0.00%	0	108	142	76.06%	1.78	(0.28)
Unbundled Loop - 4 Wire Non-Loaded Parity	June 2006	0	0	0.00%	0	0	0	0.00%	0.00	0.00
	May 2006	0	0	0.00%	0	0	0	0.00%	0.00	0.00
	April 2006	0	0	0.00%	0	0	0	0.00%	0.00	0.00
	March 2006	0	0	0.00%	0	0	0	0.00%	0.00	0.00
	February 2006	0	0	0.00%	0	0	0	0.00%	0.00	0.00
	January 2006	0	0	0.00%	0	0	0	0.00%	0.00	0.00
	December 2005	0	0	0.00%	0	0	0	0.00%	0.00	0.00
	November 2005	0	0	0.00%	0	0	0	0.00%	0.00	0.00
	October 2005	0	0	0.00%	0	0	0	0.00%	0.00	0.00
	September 2005	0	0	0.00%	0	0	0	0.00%	0.00	0.00
	August 2005	0	0	0.00%	0	0	0	0.00%	0.00	0.00
MR-5A All Troubles Cleared within 4 Hours	July 2006	55	87	63.22%	0.4822	108	142	76.06%	2.21	0.25
Unbundled Loop - DS1 Capable Parity	June 2006	58	94	61.70%	0.4861	114	136	83.82%	4.48	1.27
	May 2006	55	93	59.14%	0.4916	108	136	79.41%	3.73	1.00
	April 2006	59	79	74.68%	0.4348	88	124	83.81%	1.66	(0.08)
	March 2006	60	79	75.95%	0.4274	112	105	78.32%	0.41	(0.76)
	February 2006	75	111	67.57%	0.4681	111	143	81.62%	2.84	0.54
	January 2006	92	139	66.19%	0.4731	102	136	75.00%	1.69	(0.03)
	December 2005	54	83	65.06%	0.4768	94	136	78.33%	2.26	0.26
	November 2005	61	95	64.21%	0.4794	100	120	76.34%	2.12	0.20
	October 2005	68	129	52.71%	0.4993	82	131	71.93%	3.33	0.87

	September 2005	44	65	67.69%	0.4677	92	114	74.19%	0.97	(0.43)
	August 2005	56	104	53.85%	0.4985	97	138	70.29%	2.77	0.59
MR-5B All Troubles Cleared within 4 Hours	July 2006	0	0	0.00%	0	0	0	0.00%	0.00	0.00
DS0 Parity	June 2006	0	0	0.00%	0	0	0	0.00%	0.00	0.00
	May 2006	2	2	100.00%	0	108	131	82.44%	-0.65	(1.39)
	April 2006	0	0	0.00%	0	0	0	0.00%	0.00	0.00
	March 2006	2	2	100.00%	0	89	0	83.18%	-0.63	(1.38)
	February 2006	0	0	0.00%	0	0	107	0.00%	0.00	0.00
	January 2006	0	0	0.00%	0	0	0	0.00%	0.00	0.00
	December 2005	0	0	0.00%	0	0	0	0.00%	0.00	0.00
	November 2005	0	0	0.00%	0	0	0	0.00%	0.00	0.00
	October 2005	0	0	0.00%	0	0	0	0.00%	0.00	0.00
	September 2005	0	0	0.00%	0	0	0	0.00%	0.00	0.00
	August 2005	0	0	0.00%	0	0	0	0.00%	0.00	0.00
MR-5B All Troubles Cleared within 4 Hours	July 2006	0	0	0.00%	0	0	0	0.00%	0.00	0.00
DS1 Parity	June 2006	0	0	0.00%	0	0	0	0.00%	0.00	0.00
	May 2006	0	0	0.00%	0	0	0	0.00%	0.00	0.00
	April 2006	1	1	100.00%	0	92	124	77.97%	-0.53	(1.32)
	March 2006	0	0	0.00%	0	0	118	0.00%	0.00	0.00
	February 2006	2	2	100.00%	0	104	0	73.24%	-0.85	(1.52)
	January 2006	0	0	0.00%	0	0	142	0.00%	0.00	0.00
	December 2005	0	0	0.00%	0	0	0	0.00%	0.00	0.00
	November 2005	1	1	100.00%	0	105	0	75.54%	-0.57	(1.34)
	October 2005	1	1	100.00%	0	101	139	74.81%	-0.58	(1.35)
	September 2005	1	1	100.00%	0	97	135	78.23%	-0.53	(1.32)
	August 2005	1	1	100.00%	0	104	136	76.47%	-0.55	(1.34)
MR-5B All Troubles Cleared within 4 Hours	July 2006	0	0	0.00%	0	0	0	0.00%	0.00	0.00
E911 Parity	June 2006	1	1	100.00%	0	4	5	80.00%	-0.46	(1.28)
	May 2006	0	0	0.00%	0	0	0	0.00%	0.00	0.00
	April 2006	0	0	0.00%	0	0	0	0.00%	0.00	0.00
	March 2006	0	0	0.00%	0	0	0	0.00%	0.00	0.00
	February 2006	0	0	0.00%	0	0	0	0.00%	0.00	0.00
	January 2006	0	0	0.00%	0	0	0	0.00%	0.00	0.00
	December 2005	0	0	0.00%	0	0	0	0.00%	0.00	0.00
	November 2005	0	0	0.00%	0	0	0	0.00%	0.00	0.00
	October 2005	0	0	0.00%	0	0	0	0.00%	0.00	0.00
	September 2005	0	0	0.00%	0	0	0	0.00%	0.00	0.00
	August 2005	0	0	0.00%	0	0	0	0.00%	0.00	0.00
MR-5B All Troubles Cleared within 4 Hours	July 2006	0	0	0.00%	0	0	0	0.00%	0.00	0.00
Enhanced Extended Loops - DS0 Capable	June 2006	0	0	0.00%	0	0	0	0.00%	0.00	0.00
Diagnostic	May 2006	0	0	0.00%	0	0	0	0.00%	0.00	0.00
	April 2006	0	0	0.00%	0	0	0	0.00%	0.00	0.00
	March 2006	0	0	0.00%	0	0	0	0.00%	0.00	0.00
	February 2006	0	0	0.00%	0	0	0	0.00%	0.00	0.00
	January 2006	0	0	0.00%	0	0	0	0.00%	0.00	0.00
	December 2005	0	0	0.00%	0	0	0	0.00%	0.00	0.00
	November 2005	0	0	0.00%	0	0	0	0.00%	0.00	0.00
	October 2005	1	1	100.00%	0	0	0	0.00%	0.00	0.00
	September 2005	0	0	0.00%	0	0	0	0.00%	0.00	0.00
	August 2005	0	0	0.00%	0	0	0	0.00%	0.00	0.00
MR-5B All Troubles Cleared within 4 Hours	July 2006	8	11	72.73%	0.4454	90	122	73.77%	0.08	(0.94)
Enhanced Extended Loops - DS1 Capable	June 2006	7	9	77.78%	0.4157	103	128	80.47%	0.20	(0.87)
Parity	May 2006	5	8	62.50%	0.4841	111	134	82.84%	1.48	(0.20)

	April 2006	6	9	66.67%	0.4714	92	124	77.97%	0.79	(0.54)
	March 2006	3	5	60.00%	0.4899	93	118	79.49%	1.06	(0.43)
	February 2006	4	5	80.00%	0.4	104	117	73.24%	-0.34	(1.20)
	January 2006	6	12	50.00%	0.5	99	142	70.21%	1.47	(0.16)
	December 2005	9	10	90.00%	0.3	99	141	62.26%	-1.76	(2.07)
	November 2005	18	24	75.00%	0.433	105	159	75.54%	0.06	(0.96)
	October 2005	9	10	90.00%	0.3	101	139	74.81%	-1.07	(1.65)
	September 2005	4	4	100.00%	0	97	135	78.23%	-1.04	(1.63)
	August 2005	13	16	81.25%	0.3903	104	136	76.47%	-0.43	(1.26)
MR-5B All Troubles Cleared within 4 Hours	July 2006	2	2	100.00%	0	0	0	0.00%	0.00	0.00
LIS Trunk Parity	June 2006	1	1	100.00%	0	0	1	0.00%	0.00	0.00
	May 2006	1	1	100.00%	0	1	1	100.00%	0.00	0.00
	April 2006	1	1	100.00%	0	3	2	100.00%	0.00	0.00
	March 2006	4	4	100.00%	0	1	3	100.00%	0.00	0.00
	February 2006	7	7	100.00%	0	1	1	100.00%	0.00	0.00
	January 2006	2	7	28.57%	0.4518	0	1	0.00%	0.00	0.00
	December 2005	3	4	75.00%	0.433	3	0	100.00%	0.00	(0.67)
	November 2005	5	5	100.00%	0	1	3	100.00%	0.00	0.00
	October 2005	5	5	100.00%	0	12	1	100.00%	0.00	0.00
	September 2005	2	2	100.00%	0	2	12	100.00%	0.00	0.00
	August 2005	6	6	100.00%	0	5	6	83.33%	-0.77	(1.47)
MR-5B All Troubles Cleared within 4 Hours	July 2006	0	0	0.00%	0	0	0	0.00%	0.00	0.00
UDIT Above DS1 Level Parity	June 2006	0	0	0.00%	0	0	0	0.00%	0.00	0.00
	May 2006	0	0	0.00%	0	0	0	0.00%	0.00	0.00
	April 2006	1	1	100.00%	0	1	0	100.00%	0.00	0.00
	March 2006	0	0	0.00%	0	0	1	0.00%	0.00	0.00
	February 2006	0	0	0.00%	0	0	0	0.00%	0.00	0.00
	January 2006	0	0	0.00%	0	0	0	0.00%	0.00	0.00
	December 2005	0	0	0.00%	0	0	0	0.00%	0.00	0.00
	November 2005	2	2	100.00%	0	3	0	100.00%	0.00	0.00
	October 2005	0	0	0.00%	0	0	3	0.00%	0.00	0.00
	September 2005	0	0	0.00%	0	0	0	0.00%	0.00	0.00
	August 2005	0	0	0.00%	0	0	0	0.00%	0.00	0.00
MR-5B All Troubles Cleared within 4 Hours	July 2006	0	0	0.00%	0	0	0	0.00%	0.00	0.00
UDIT DS1 Parity	June 2006	0	0	0.00%	0	0	0	0.00%	0.00	0.00
	May 2006	0	0	0.00%	0	0	0	0.00%	0.00	0.00
	April 2006	0	0	0.00%	0	0	0	0.00%	0.00	0.00
	March 2006	0	0	0.00%	0	0	0	0.00%	0.00	0.00
	February 2006	2	2	100.00%	0	104	0	73.24%	-0.85	(1.52)
	January 2006	0	0	0.00%	0	0	142	0.00%	0.00	0.00
	December 2005	0	1	0.00%	0	99	0	62.26%	1.28	(0.46)
	November 2005	0	0	0.00%	0	0	159	0.00%	0.00	0.00
	October 2005	0	0	0.00%	0	0	0	0.00%	0.00	0.00
	September 2005	0	0	0.00%	0	0	0	0.00%	0.00	0.00
	August 2005	1	1	100.00%	0	104	136	76.47%	-0.55	(1.34)
MR-5B All Troubles Cleared within 4 Hours	July 2006	14	23	60.87%	0.488	90	122	73.77%	1.29	(0.26)
Unbundled Loop - DS1 Capable Parity	June 2006	7	10	70.00%	0.4583	103	128	80.47%	0.80	(0.53)
	May 2006	13	23	56.52%	0.4957	111	134	82.84%	3.09	0.61
	April 2006	8	16	50.00%	0.5	92	124	77.97%	2.53	0.37
	March 2006	14	19	73.68%	0.4403	93	118	79.49%	0.58	(0.65)
	February 2006	7	11	63.64%	0.481	104	117	73.24%	0.69	(0.59)
	January 2006	4	11	36.36%	0.481	99	142	70.21%	2.36	0.33
	December 2005	8	14	57.14%	0.4949	99	141	62.26%	0.38	(0.77)

	November 2005	7	13	53.85%	0.4985	105	159	75.54%	1.74	(0.03)
	October 2005	9	14	64.29%	0.4792	101	139	74.81%	0.86	(0.49)
	September 2005	4	6	66.67%	0.4714	97	135	78.23%	0.67	(0.62)
	August 2005	9	12	75.00%	0.433	104	136	76.47%	0.12	(0.92)
MR-6A	Mean Time to Restore Business Parity	July 2006	3	5:02	0.159027778	0	1197	12:11	-0.64	(1.39)
		June 2006	5	8:30	0.294444444	0	1278	10:50	-0.41	(1.25)
		May 2006	2	15:35	0.438194444	0	1227	10:12	0.60	(0.38)
		April 2006	7	4:58	0.232638889	0	0	10:29	-1.10	(1.67)
		March 2006	4	16:53	0.348611111	0	1006	10:47	0.89	(0.30)
		February 2006	4	9:46	0.399305556	0	1147	14:31	-0.60	(1.36)
		January 2006	2	12:10	0.778472222	0	1245	16:45	1.39	(0.12)
		December 2005	2	10:31	0.495138889	0	1689	17:45	-0.61	(1.37)
		November 2005	7	19:25	1.097916667	0	1176	15:57	0.57	(0.53)
		October 2005	7	14:48	0.655555556	0	1253	15:07	-0.06	(1.03)
		September 2005	0	0:00	0	0	1279	0:00	0.00	0.00
		August 2005	4	12:25	0.347222222	0	1225	17:26	-0.63	(1.38)
MR-6A	Mean Time to Restore Centrex Parity	July 2006	0	0:00	0	0	0	0:00	0.00	0.00
		June 2006	1	19:26	0	36.84583333	55	16:05	0.10	(0.45)
		May 2006	1	2:27	0	10.97222222	55	4:47	-0.49	(1.30)
		April 2006	0	0:00	0	0	0	0:00	0.00	0.00
		March 2006	1	20:51	0	23.92986111	0	9:16	0.89	(0.37)
		February 2006	0	0:00	0	0	62	0:00	0.00	0.00
		January 2006	3	12:40	0.547222222	53.75347222	0	17:40	-0.27	(1.16)
		December 2005	2	11:18	0.1375	34.74305556	73	12:50	-0.15	(1.09)
		November 2005	0	0:00	0	0	65	0:00	0.00	0.00
		October 2005	1	4:46	0	35.20069444	0	12:37	-0.61	(1.37)
		September 2005	0	0:00	0	0	67	0:00	0.00	0.00
		August 2005	2	5:47	0.570833333	22.45555556	45	11:59	2.11	0.05
MR-6A	Mean Time to Restore Centrex 21 Parity	July 2006	5	14:49	0.686805556	30.26319444	84	8:39	1.46	(0.24)
		June 2006	3	4:23	0.10625	47.45277778	100	11:23	-1.00	(1.61)
		May 2006	1	16:42	0	31.73402778	79	9:38	0.75	(0.68)
		April 2006	1	2:37	0	33.89305556	90	9:55	-0.57	(1.34)
		March 2006	3	2:04	0.006944444	30.11111111	82	8:36	-1.07	(1.65)
		February 2006	0	0:00	0	0	84	0:00	0.00	0.00
		January 2006	1	2:21	0	87.16666667	0	17:09	-0.74	(1.45)
		December 2005	0	0:00	0	0	122	0:00	0.00	0.00
		November 2005	1	1:50	0	46.56388889	0	12:42	1.25	(0.15)
		October 2005	0	0:00	0	0	88	0:00	0.00	0.00
		September 2005	1	2:01	0	57.71527778	0	15:23	-0.86	(1.52)
		August 2005	3	16:17	0.636111111	70.80277778	103	16:30	-0.02	(1.01)
MR-6A	Mean Time to Restore Line Sharing Parity	July 2006	0	0:00	0	0	0	0:00	0.00	0.00
		June 2006	3	23:43	0.207638889	0	11806	14:26	1.33	(0.02)
		May 2006	5	17:59	0.772916667	0	11449	14:14	0.58	(0.50)
		April 2006	1	4:51	0	0	10767	14:14	-0.73	(1.44)
		March 2006	4	10:55	1.052777778	0	9419	14:43	3.05	0.46
		February 2006	3	11:20	0.613888889	0	10760	19:11	-0.71	(1.43)
		January 2006	4	21:26	0.2125	0	12585	1:00	-0.25	(1.15)
		December 2005	3	19:19	0.959027778	0	17563	22:03	-0.26	(1.16)
		November 2005	4	23:31	0.267361111	0	13020	19:14	0.57	(0.58)
		October 2005	0	0:00	0	0	11923	0:00	0.00	0.00
		September 2005	4	12:32	0.434722222	0	0	18:21	-0.57	(1.35)
		August 2005	0	0:00	0	0	0	0:00	0.00	0.00
MR-6A	Mean Time to Restore Line Splitting	July 2006	2	6:05	0.034027778	0	911	16:21	-0.49	(1.30)

Parity	June 2006	2.04861111	4	12:17	0.420138889	345.7243056	594	13:58	-0.11	(1.07)	
	May 2006	1.50625	5	7:14	0.230555556	0	1005	13:45	-0.74	(1.45)	
	April 2006	0.52708333	4	3:10	0.015972222	0	801	3:45	-0.48	(1.29)	
	March 2006	1.48333333	2	17:48	0.014583333	0	1283	14:23	-0.26	(1.16)	
	February 2006	7.32986111	9	19:33	0.991666667	0	1113	9:23	-0.30	(1.19)	
	January 2006	2.89583333	7	9:56	0.278472222	0	965	9:52	-0.46	(1.28)	
	December 2005	1.71180556	5	8:13	0.329166667	0	929	1:19	-0.37	(1.23)	
	November 2005	5.47916667	10	13:09	0.369444444	0	822	8:27	-0.53	(1.32)	
	October 2005	4.89583333	9	13:03	0.344444444	0	780	11:17	-0.64	(1.39)	
	September 2005	3.41666667	4	20:30	0.451388889	0	905	20:28	-0.30	(1.18)	
	August 2005	3.47430556	5	16:41	0.331944444	0	982	10:41	-0.39	(1.24)	
	MR-6A Mean Time to Restore PBX Parity	July 2006	0	0	0:00	0	0	0	0:00	0.00	0.00
		June 2006	0	0	0:00	0	0	0	0:00	0.00	0.00
	May 2006	0	0	0:00	0	0	0	0:00	0.00	0.00	
	April 2006	0.57430556	2	6:54	0.151388889	1.320138889	18	3:58	1.30	(0.19)	
	March 2006	0	0	0:00	0	0	8	0:00	0.00	0.00	
	February 2006	0	0	0:00	0	0	0	0:00	0.00	0.00	
	January 2006	0	0	0:00	0	0	0	0:00	0.00	0.00	
	December 2005	0	0	0:00	0	0	0	0:00	0.00	0.00	
	November 2005	0	0	0:00	0	0	0	0:00	0.00	0.00	
	October 2005	0.31111111	1	7:28	0	6.269444444	0	9:24	-0.18	(1.11)	
	September 2005	5.16111111	1	3:52	0	4.674305556	16	6:14	18.96	1.26	
	August 2005	0	0	0:00	0	0	0	0:00	0.00	0.00	
MR-6A Mean Time to Restore Residence Parity	July 2006	20.8819444	38	13:11	0.383333333	0	10770	15:33	-0.93	(1.57)	
	June 2006	21.6743056	48	10:50	0.351388889	0	10528	14:52	-2.33	(2.42)	
	May 2006	26.3861111	57	11:07	0.591666667	0	10222	14:43	-1.86	(2.13)	
	April 2006	15.5722222	47	7:57	0.334027778	0	9681	14:41	-3.60	(3.19)	
	March 2006	17.6645833	38	11:09	0.359027778	0	8413	15:12	-1.89	(2.15)	
	February 2006	28.1416667	47	14:22	0.532638889	0	9613	19:42	-1.89	(2.15)	
	January 2006	39.5902778	56	16:58	0.474305556	0	11340	1:53	-2.26	(2.37)	
	December 2005	27.6222222	47	14:06	0.383333333	0	15874	22:29	-3.12	(2.90)	
	November 2005	52.9465278	65	19:33	0.515277778	0	11844	19:37	-0.03	(1.02)	
	October 2005	42.8270833	71	14:29	0.491666667	0	10670	19:48	-2.30	(2.40)	
	September 2005	38.2194444	60	15:17	0.379861111	0	10702	18:40	-1.26	(1.77)	
	August 2005	60.0340278	64	22:31	0.934722222	0	11176	20:07	1.09	(0.31)	
MR-6A Mean Time to Restore UNE - P (POTS) Parity	July 2006	0	0	0:00	0	0	0	0:00	0.00	0.00	
	June 2006	1.99583333	3	15:58	0.370833333	0	11806	14:26	0.22	(0.78)	
	May 2006	1.31180556	6	5:15	0.126388889	0	11449	14:14	-1.52	(1.92)	
	April 2006	0.62916667	4	3:46	0.176388889	0	10767	14:14	-1.62	(1.99)	
	March 2006	0.48888889	2	5:52	0.061805556	0	9419	14:43	-0.95	(1.57)	
	February 2006	5.37152778	8	16:07	0.767361111	0	10760	19:11	-0.45	(1.28)	
	January 2006	17.3986111	18	23:12	0.965972222	0	12585	1:00	-0.27	(1.16)	
	December 2005	39.7715278	62	15:24	0.63125	0	17563	22:03	-2.86	(2.74)	
	November 2005	6.57222222	10	15:46	0.4625	0	13020	19:14	-0.72	(1.44)	
	October 2005	5.87569444	11	12:49	0.394444444	0	11923	19:18	-1.13	(1.69)	
	September 2005	1.44791667	6	5:47	0.277083333	0	11981	18:21	-1.52	(1.92)	
	August 2005	14.55	20	17:28	0.670833333	0	12401	19:51	-0.62	(1.37)	
MR-6B Mean Time to Restore Business Parity	July 2006	0	0	0:00	0	0	0	0:00	0.00	0.00	
	June 2006	0	0	0:00	0	0	0	0:00	0.00	0.00	
	May 2006	0.49166667	3	3:56	0.046527778	202.91875	353	13:48	-1.03	(1.63)	
	April 2006	0	0	0:00	0	0	207	0:00	0.00	0.00	
	March 2006	0.92847222	1	22:17	0	119.8590278	0	11:06	0.82	(0.33)	
	February 2006	0	0	0:00	0	0	259	0:00	0.00	0.00	

	January 2006	4.1875	4	1:07	1.907638889	0	0	13:51	-0.40	(1.24)
	December 2005	0.83333333	1	20:00	0	233.1784722	481	17:01	0.18	(0.80)
	November 2005	0.80625	1	19:21	0	165.1944444	329	14:48	0.31	(0.81)
	October 2005	0.16180556	1	3:53	0	185.38125	268	16:04	-0.68	(1.41)
	September 2005	0.68680556	1	16:29	0	122.7430556	277	14:14	0.11	(0.85)
	August 2005	0	0	0:00	0	0	0	0:00	0.00	0.00
MR-6B	Mean Time to Restore Centrex 21 Parity	0	0	0:00	0	0	0	0:00	0.00	0.00
	July 2006	0	0	0:00	0	0	0	0:00	0.00	0.00
	June 2006	1.43125	3	11:27	0.43125	4.946527778	12	9:54	0.30	(0.83)
	May 2006	1.08333333	2	13:00	0.645138889	13.21111111	22	14:25	-0.11	(1.07)
	April 2006	0	0	0:00	0	0	6	0:00	0.00	0.00
	March 2006	0	0	0:00	0	0	0	0:00	0.00	0.00
	February 2006	0.08888889	1	2:08	0	4.984027778	0	13:17	-0.63	(1.39)
	January 2006	0	0	0:00	0	0	9	0:00	0.00	0.00
	December 2005	0	0	0:00	0	0	0	0:00	0.00	0.00
	November 2005	0	0	0:00	0	0	0	0:00	0.00	0.00
	October 2005	0	0	0:00	0	0	0	0:00	0.00	0.00
	September 2005	0.80972222	1	19:26	0	2.626388889	0	10:30	0.80	(0.87)
	August 2005	0	0	0:00	0	0	0	0:00	0.00	0.00
MR-6B	Mean Time to Restore Line Sharing Parity	0.21666667	1	5:12	0	0	2828	17:29	-0.56	(1.34)
	July 2006	0.21666667	1	5:12	0	0	2828	17:29	-0.56	(1.34)
	June 2006	0	0	0:00	0	0	0	0:00	0.00	0.00
	May 2006	0	0	0:00	0	0	0	0:00	0.00	0.00
	April 2006	0	0	0:00	0	0	0	0:00	0.00	0.00
	March 2006	0	0	0:00	0	0	0	0:00	0.00	0.00
	February 2006	0	0	0:00	0	0	0	0:00	0.00	0.00
	January 2006	0.86319444	1	20:43	0	0	0	23:38	-0.34	(1.21)
	December 2005	0	0	0:00	0	0	5252	0:00	0.00	0.00
	November 2005	0	0	0:00	0	0	0	0:00	0.00	0.00
	October 2005	0.85416667	1	20:30	0	0	0	21:23	-0.05	(1.03)
	September 2005	0	0	0:00	0	0	3413	0:00	0.00	0.00
	August 2005	0	0	0:00	0	0	0	0:00	0.00	0.00
MR-6B	Mean Time to Restore PBX Parity	0	0	0:00	0	0	0	0:00	0.00	0.00
	July 2006	0	0	0:00	0	0	0	0:00	0.00	0.00
	June 2006	0	0	0:00	0	0	0	0:00	0.00	0.00
	May 2006	0	0	0:00	0	0	0	0:00	0.00	0.00
	April 2006	0.56458333	3	4:31	0.047222222	1.505555556	0	4:01	0.14	(0.63)
	March 2006	0.08819444	1	2:07	0	2.111111111	9	7:14	-0.60	(1.37)
	February 2006	0	0	0:00	0	0	7	0:00	0.00	0.00
	January 2006	0	0	0:00	0	0	0	0:00	0.00	0.00
	December 2005	0	0	0:00	0	0	0	0:00	0.00	0.00
	November 2005	0	0	0:00	0	0	0	0:00	0.00	0.00
	October 2005	0	0	0:00	0	0	0	0:00	0.00	0.00
	September 2005	0	0	0:00	0	0	0	0:00	0.00	0.00
	August 2005	0.14930556	1	3:35	0	1.426388889	6	5:42	-0.24	(1.15)
MR-6B	Mean Time to Restore Residence Parity	3.65486111	5	17:33	0.784722222	0	2538	17:58	-0.04	(1.03)
	July 2006	3.65486111	5	17:33	0.784722222	0	2538	17:58	-0.04	(1.03)
	June 2006	3.91736111	9	10:27	0.369444444	0	2948	16:42	-1.26	(1.76)
	May 2006	5.37291667	12	10:45	0.415277778	0	3295	18:31	-1.50	(1.91)
	April 2006	4.65	11	10:09	0.372916667	0	2414	15:04	-1.22	(1.74)
	March 2006	7.53680556	12	15:04	0.784027778	0	2515	15:36	-0.12	(1.07)
	February 2006	9.11736111	13	16:50	0.436805556	0	2480	21:28	-0.75	(1.45)
	January 2006	23.9361111	18	7:55	2.470833333	0	3072	0:37	-0.88	(1.53)
	December 2005	11.1034722	11	0:14	1.295138889	0	4771	21:06	0.52	(0.62)
	November 2005	3.25486111	9	8:41	0.339583333	0	3346	22:26	-2.05	(2.25)
	October 2005	14.6458333	21	16:44	0.769444444	0	3043	21:51	-1.27	(1.77)
	September 2005	6.59791667	15	10:33	0.404166667	0	3136	17:29	-1.54	(1.94)

MR-6B Mean Time to Restore UNE - P (POTS) Parity	August 2005	13.1590278	16	19:44	0.683333333	0	3010	19:44	0.00	(0.88)
	July 2006	0	0	0:00	0	0	0	0:00	0.00	0.00
	June 2006	0	0	0:00	0	0	0	0:00	0.00	0.00
	May 2006	0.09930556	1	2:23	0	0	3648	18:04	-0.88	(1.53)
	April 2006	0	0	0:00	0	0	2621	0:00	0.00	0.00
	March 2006	0.2	2	2:24	0.043055556	0	0	15:11	-1.17	(1.71)
	February 2006	1.99097222	4	11:57	0.359027778	0	2739	20:55	-0.81	(1.50)
	January 2006	14.6493056	8	19:57	2.688194444	0	3354	23:38	-0.13	(1.08)
	December 2005	11.6055556	13	21:26	0.754166667	0	5252	20:44	0.13	(0.82)
	November 2005	6.86805556	4	17:12	1.936111111	0	3675	21:49	1.96	0.10
	October 2005	1.18402778	4	7:06	0.220833333	0	3311	21:23	-1.55	(1.94)
	September 2005	2.025	3	16:12	0.798611111	0	3413	17:13	-0.10	(1.06)
	August 2005	1.40416667	2	16:51	0.29375	0	3309	19:32	-0.17	(1.10)
MR-6C Mean Time to Restore Business Parity	July 2006	0	0	0:00	0	0	0	0:00	0.00	0.00
	June 2006	0.72013889	2	8:38	0.508333333	35.43541667	375	2:16	1.47	(0.14)
	May 2006	0	0	0:00	0	0	0	0:00	0.00	0.00
	April 2006	0.00069444	1	0:01	0	25.80347222	0	1:55	-0.45	(1.28)
	March 2006	0.32430556	2	3:53	0.065277778	30.489583333	323	1:48	0.82	(0.26)
	February 2006	0	0	0:00	0	0	408	0:00	0.00	0.00
	January 2006	0.02638889	1	0:38	0	64.22847222	0	3:10	-0.39	(1.24)
	December 2005	0.05	2	0:36	0.032638889	36.74861111	487	2:32	-0.55	(1.33)
	November 2005	0.94444444	3	7:33	0.456944444	37.270833333	349	2:19	1.56	(0.06)
	October 2005	0	0	0:00	0	0	385	0:00	0.00	0.00
	September 2005	0	0	0:00	0	0	0	0:00	0.00	0.00
	August 2005	0.02569444	1	0:37	0	58.33819444	426	3:17	-0.23	(1.14)
	MR-6C Mean Time to Restore Centrex Parity	July 2006	0	0	0:00	0	0	0	0:00	0.00
June 2006		0	0	0:00	0	0	0	0:00	0.00	0.00
May 2006		0.033333333	1	0:48	0	3.283333333	35	2:15	-0.50	(1.30)
April 2006		0	0	0:00	0	0	0	0:00	0.00	0.00
March 2006		0	0	0:00	0	0	0	0:00	0.00	0.00
February 2006		0	0	0:00	0	0	0	0:00	0.00	0.00
January 2006		0	0	0:00	0	0	0	0:00	0.00	0.00
December 2005		0	0	0:00	0	0	0	0:00	0.00	0.00
November 2005		0	0	0:00	0	0	0	0:00	0.00	0.00
October 2005		0	0	0:00	0	0	0	0:00	0.00	0.00
September 2005		0	0	0:00	0	0	0	0:00	0.00	0.00
August 2005		0.00069444	1	0:01	0	4.722222222	35	3:14	-0.61	(1.37)
MR-6C Mean Time to Restore Centrex 21 Parity		July 2006	0.02638889	1	0:38	0	2.199305556	27	1:57	-0.32
	June 2006	0	0	0:00	0	0	0	0:00	0.00	0.00
	May 2006	0.00138889	1	0:02	0	6.190277778	29	5:07	-0.28	(1.17)
	April 2006	0	0	0:00	0	0	33	0:00	0.00	0.00
	March 2006	0	0	0:00	0	0	0	0:00	0.00	0.00
	February 2006	0	0	0:00	0	0	0	0:00	0.00	0.00
	January 2006	0.03402778	1	0:49	0	12.027083333	0	5:46	-0.21	(1.13)
	December 2005	0.10555556	1	2:32	0	1.213194444	50	1:32	0.31	(0.39)
	November 2005	0	0	0:00	0	0	19	0:00	0.00	0.00
	October 2005	0.08888889	1	2:08	0	1.868055556	0	1:27	0.20	(0.45)
	September 2005	0.08680556	2	1:02	0.058333333	2.638888889	31	1:55	-0.45	(1.27)
	August 2005	0.03263889	1	0:47	0	3.864583333	39	2:23	-0.32	(1.19)
	MR-6C Mean Time to Restore Line Sharing Parity	July 2006	0.611111111	1	14:40	0	376.1618056	2078	4:21	1.37
June 2006		0.444444444	3	3:33	0.147222222	280.2284722	2153	3:07	0.12	(0.74)
May 2006		3.16319444	8	9:29	0.388194444	302.90625	2105	3:27	2.40	0.21
April 2006		0.423611111	3	3:23	0.124305556	240.5708333	2387	3:17	0.03	(0.77)

	March 2006	0	0	0:00	0	0	1762	0:00	0.00	0.00
	February 2006	0.11041667	1	2:39	0	332.2291667	0	3:42	-0.16	(1.10)
	January 2006	0	0	0:00	0	0	2151	0:00	0.00	0.00
	December 2005	0.10486111	1	2:31	0	0	0	4:31	-0.26	(1.16)
	November 2005	0	0	0:00	0	0	2230	0:00	0.00	0.00
	October 2005	0	0	0:00	0	0	0	0:00	0.00	0.00
	September 2005	0.44930556	1	10:47	0	407.7069444	0	4:06	0.85	(0.34)
	August 2005	0	0	0:00	0	0	0	0:00	0.00	0.00
MR-6C Mean Time to Restore Line Splitting Parity	July 2006	0.04583333	2	0:33	0.006944444	0	5108	5:41	-0.34	(1.21)
	June 2006	0.11875	2	1:25	0.083333333	0	5268	7:52	-0.19	(1.11)
	May 2006	0.07430556	2	0:53	0.050694444	0	4591	6:01	-0.10	(1.06)
	April 2006	1.15902778	3	9:16	0.308333333	0	3773	4:21	0.56	(0.24)
	March 2006	0.00208333	1	0:03	0	0	3054	5:33	-0.24	(1.15)
	February 2006	0.60486111	1	14:31	0	0	4422	5:46	0.31	(0.25)
	January 2006	0	0	0:00	0	0	8948	0:00	0.00	0.00
	December 2005	0.45416667	2	5:27	0.168055556	0	0	6:28	-0.07	(1.04)
	November 2005	0.13472222	3	1:05	0.038194444	0	4589	6:20	-0.41	(1.25)
	October 2005	0.55277778	3	4:25	0.18125	0	4416	6:03	-0.10	(1.06)
	September 2005	0.07638889	1	1:50	0	0	4510	11:28	-0.28	(1.17)
	August 2005	0	0	0:00	0	0	0	0:00	0.00	0.00
MR-6C Mean Time to Restore PBX Parity	July 2006	0.05486111	1	1:19	0	1.269444444	26	1:10	0.12	(0.74)
	June 2006	0	0	0:00	0	0	0	0:00	0.00	0.00
	May 2006	0.05069444	1	1:13	0	1.588888889	23	1:39	-0.12	(1.08)
	April 2006	0.17638889	2	2:07	0.061805556	0.676388889	26	0:51	2.15	0.03
	March 2006	0	0	0:00	0	0	19	0:00	0.00	0.00
	February 2006	0	0	0:00	0	0	0	0:00	0.00	0.00
	January 2006	0.83333333	2	10:00	0.584027778	1.888888889	0	1:20	7.99	(0.01)
	December 2005	0	0	0:00	0	0	34	0:00	0.00	0.00
	November 2005	0.06666667	1	1:36	0	1.411805556	0	1:08	0.36	(0.51)
	October 2005	0.10138889	1	2:26	0	4.465972222	30	2:33	-0.02	(1.01)
	September 2005	0.03541667	1	0:51	0	3.974305556	42	3:40	-0.19	(1.11)
	August 2005	0	0	0:00	0	0	0	0:00	0.00	0.00
MR-6C Mean Time to Restore Residence Parity	July 2006	0.91319444	2	10:57	0.643055556	335.3833333	1745	4:37	1.21	(0.25)
	June 2006	0.18611111	4	1:07	0.073611111	244.7930556	1778	3:18	-0.73	(1.44)
	May 2006	2.33472222	8	7:00	0.420138889	268.96875	1718	3:45	1.22	(0.17)
	April 2006	0.76944444	3	6:09	0.388888889	214.7673611	1988	3:35	0.72	(0.54)
	March 2006	2.06736111	6	8:16	0.465277778	279.4798611	1439	3:31	1.93	0.06
	February 2006	0.26805556	4	1:36	0.104166667	294.6666667	1905	4:01	-0.70	(1.42)
	January 2006	0.36180556	3	2:54	0.118055556	384.3604167	1763	4:58	-0.44	(1.27)
	December 2005	0.32222222	4	1:56	0.075694444	383.3611111	1858	4:53	-0.73	(1.45)
	November 2005	0.72638889	4	4:21	0.20625	305.9368056	1881	3:55	0.13	(0.77)
	October 2005	0.95138889	3	7:37	0.523611111	0	1874	4:56	0.53	(0.58)
	September 2005	2.4875	8	7:28	0.306944444	360.2152778	2130	4:21	1.14	(0.25)
	August 2005	0.88194444	11	1:55	0.155555556	0	2393	4:46	-1.26	(1.77)
MR-6C Mean Time to Restore UNE - P (POTS) Parity	July 2006	0	0	0:00	0	0	0	0:00	0.00	0.00
	June 2006	0	0	0:00	0	0	0	0:00	0.00	0.00
	May 2006	0.00277778	1	0:04	0	302.90625	2105	3:27	-0.48	(1.29)
	April 2006	0	0	0:00	0	0	2387	0:00	0.00	0.00
	March 2006	0	0	0:00	0	0	0	0:00	0.00	0.00
	February 2006	0.57708333	3	4:37	0.326388889	332.2291667	0	3:42	0.23	(0.73)
	January 2006	0.48541667	4	2:55	0.094444444	0	2151	4:35	-0.43	(1.26)
	December 2005	1.18541667	10	2:51	0.194444444	0	2345	4:31	-0.69	(1.42)
	November 2005	0.50416667	6	2:01	0.090972222	343.2076389	2230	3:39	-0.61	(1.37)

	October 2005	0.18263889	3	1:28	0.065277778	0	2259	4:42	-0.65	(1.40)
	September 2005	0.26805556	3	2:09	0.108333333	407.7069444	2484	4:06	-0.43	(1.26)
	August 2005	0.811111111	4	4:52	0.370138889	0	2819	4:33	0.08	(0.82)
MR-6D Mean Time to Restore Dark Fiber - IOF Parity	July 2006	0.02013889	1	0:29	0	0	0	0:00	0.00	0.00
	June 2006	0	0	0:00	0	0	0	0:00	0.00	0.00
	May 2006	0.14791667	2	1:46	0.04375	0	0	0:00	0.00	0.00
	April 2006	0	0	0:00	0	0	0	0:00	0.00	0.00
	March 2006	0	0	0:00	0	0	0	0:00	0.00	0.00
	February 2006	0	0	0:00	0	0	0	0:00	0.00	0.00
	January 2006	0	0	0:00	0	0	0	0:00	0.00	0.00
	December 2005	0	0	0:00	0	0	0	0:00	0.00	0.00
	November 2005	0	0	0:00	0	0	0	0:00	0.00	0.00
	October 2005	0	0	0:00	0	0	0	0:00	0.00	0.00
	September 2005	0	0	0:00	0	0	0	0:00	0.00	0.00
	August 2005	0.11666667	1	2:48	0	0	0	0:00	0.00	0.00
MR-6D Mean Time to Restore Dark Fiber - Loop Parity	July 2006	0	0	0:00	0	0	0	0:00	0.00	0.00
	June 2006	0	0	0:00	0	0	0	0:00	0.00	0.00
	May 2006	0	0	0:00	0	0	0	0:00	0.00	0.00
	April 2006	0	0	0:00	0	0	0	0:00	0.00	0.00
	March 2006	0	0	0:00	0	0	0	0:00	0.00	0.00
	February 2006	0.06666667	1	1:36	0	0	0	0:00	0.00	0.00
	January 2006	0	0	0:00	0	0	0	0:00	0.00	0.00
	December 2005	0	0	0:00	0	0	0	0:00	0.00	0.00
	November 2005	0	0	0:00	0	0	0	0:00	0.00	0.00
	October 2005	0	0	0:00	0	0	0	0:00	0.00	0.00
	September 2005	0	0	0:00	0	0	0	0:00	0.00	0.00
	August 2005	0	0	0:00	0	0	0	0:00	0.00	0.00
MR-6D Mean Time to Restore DS0 Parity	July 2006	0	0	0:00	0	0	0	0:00	0.00	0.00
	June 2006	0	0	0:00	0	0	0	0:00	0.00	0.00
	May 2006	0	0	0:00	0	0	0	0:00	0.00	0.00
	April 2006	0	0	0:00	0	0	153	0:00	0.00	0.00
	March 2006	0	0	0:00	0	0	0	0:00	0.00	0.00
	February 2006	0	0	0:00	0	0	0	0:00	0.00	0.00
	January 2006	0	0	0:00	0	0	0	0:00	0.00	0.00
	December 2005	0	0	0:00	0	0	0	0:00	0.00	0.00
	November 2005	0.12569444	1	3:01	0	19.71388889	0	2:54	0.02	(0.60)
	October 2005	0	0	0:00	0	0	163	0:00	0.00	0.00
	September 2005	0.02569444	1	0:37	0	30.35833333	0	4:46	-0.30	(1.18)
	August 2005	0	0	0:00	0	0	0	0:00	0.00	0.00
MR-6D Mean Time to Restore DS1 Parity	July 2006	0	0	0:00	0	0	0	0:00	0.00	0.00
	June 2006	0	0	0:00	0	0	0	0:00	0.00	0.00
	May 2006	0	0	0:00	0	0	0	0:00	0.00	0.00
	April 2006	0	0	0:00	0	0	124	0:00	0.00	0.00
	March 2006	0.09097222	3	0:44	0.026388889	15.72083333	0	2:38	-1.17	(1.71)
	February 2006	0	0	0:00	0	0	143	0:00	0.00	0.00
	January 2006	0	0	0:00	0	0	0	0:00	0.00	0.00
	December 2005	0	0	0:00	0	0	0	0:00	0.00	0.00
	November 2005	0	0	0:00	0	0	0	0:00	0.00	0.00
	October 2005	0.04583333	1	1:06	0	18.22291667	0	3:50	-0.46	(1.28)
	September 2005	0.20069444	2	2:24	0.101388889	17.49305556	114	3:23	-0.19	(1.11)
	August 2005	0	0	0:00	0	0	0	0:00	0.00	0.00
MR-6D Mean Time to Restore E911 Parity	July 2006	0	0	0:00	0	0	0	0:00	0.00	0.00
	June 2006	0	0	0:00	0	0	0	0:00	0.00	0.00

	May 2006	0	0	0:00	0	0	0	0:00	0.00	0.00
	April 2006	0	0	0:00	0	0	0	0:00	0.00	0.00
	March 2006	0	0	0:00	0	0	0	0:00	0.00	0.00
	February 2006	0	0	0:00	0	0	0	0:00	0.00	0.00
	January 2006	0.01041667	1	0:15	0	0.129861111	0	0:31	-0.46	(1.28)
	December 2005	0	0	0:00	0	0	6	0:00	0.00	0.00
	November 2005	0	0	0:00	0	0	0	0:00	0.00	0.00
	October 2005	0	0	0:00	0	0	0	0:00	0.00	0.00
	September 2005	0	0	0:00	0	0	0	0:00	0.00	0.00
	August 2005	0	0	0:00	0	0	0	0:00	0.00	0.00
MR-6D Mean Time to Restore Enhanced	July 2006	0.00902778	1	0:13	0	0	0	0:00	0.00	0.00
Extended Loops - DS0 Capable Diagnostic	June 2006	0	0	0:00	0	0	0	0:00	0.00	0.00
	May 2006	0	0	0:00	0	0	0	0:00	0.00	0.00
	April 2006	0	0	0:00	0	0	0	0:00	0.00	0.00
	March 2006	0	0	0:00	0	0	0	0:00	0.00	0.00
	February 2006	0	0	0:00	0	0	0	0:00	0.00	0.00
	January 2006	0	0	0:00	0	0	0	0:00	0.00	0.00
	December 2005	0.211111111	3	1:41	0.081944444	0	0	0:00	0.00	0.00
	November 2005	0	0	0:00	0	0	0	0:00	0.00	0.00
	October 2005	0	0	0:00	0	0	0	0:00	0.00	0.00
	September 2005	0	0	0:00	0	0	0	0:00	0.00	0.00
	August 2005	0	0	0:00	0	0	0	0:00	0.00	0.00
MR-6D Mean Time to Restore Enhanced	July 2006	8.82430556	69	3:04	0.1	22.02916667	142	3:43	-0.53	(1.32)
Extended Loops - DS1 Capable Parity	June 2006	13.7736111	84	3:56	0.199305556	14.75138889	136	2:36	3.42	0.53
	May 2006	12.0277778	77	3:45	0.154166667	17.87430556	136	3:09	0.72	(0.59)
	April 2006	7.12638889	46	3:43	0.135416667	9.801388889	124	2:14	3.07	0.61
	March 2006	7.13680556	57	3:00	0.138194444	15.72083333	105	2:38	0.83	(0.58)
	February 2006	6.325	52	2:55	0.103472222	13.68680556	143	2:25	1.19	(0.32)
	January 2006	13.5694444	77	4:14	0.170138889	16.75416667	136	2:57	2.79	0.67
	December 2005	7.65277778	50	3:40	0.172916667	14.94861111	136	2:59	1.02	(0.43)
	November 2005	6.55347222	56	2:49	0.124305556	18.04930556	120	3:18	-0.63	(1.38)
	October 2005	8.01805556	52	3:42	0.200694444	18.22291667	131	3:50	-0.14	(1.08)
	September 2005	11.7486111	60	4:42	0.222916667	17.49305556	114	3:23	1.14	(0.57)
	August 2005	15.5729167	73	5:07	0.265277778	21.69444444	138	3:46	2.02	0.06
MR-6D Mean Time to Restore Enhanced	July 2006	0	0	0:00	0	0	0	0:00	0.00	0.00
Extended Loops - DS3 Capable Parity	June 2006	0	0	0:00	0	0	0	0:00	0.00	0.00
	May 2006	0	0	0:00	0	0	0	0:00	0.00	0.00
	April 2006	0	0	0:00	0	0	0	0:00	0.00	0.00
	March 2006	0.05972222	1	1:26	0	0	0	0:00	0.00	0.00
	February 2006	0	0	0:00	0	0	0	0:00	0.00	0.00
	January 2006	0	0	0:00	0	0	0	0:00	0.00	0.00
	December 2005	0.00069444	1	0:01	0	0	0	0:00	0.00	0.00
	November 2005	0	0	0:00	0	0	0	0:00	0.00	0.00
	October 2005	0.15625	1	3:45	0	0	0	0:00	0.00	0.00
	September 2005	0	0	0:00	0	0	0	0:00	0.00	0.00
	August 2005	0	0	0:00	0	0	0	0:00	0.00	0.00
MR-6D Mean Time to Restore LIS Trunk	July 2006	0.61458333	6	2:27	0.036805556	0.036111111	1	0:52	0.00	0.00
Parity	June 2006	0.42638889	4	2:34	0.10625	0.154166667	2	1:51	0.51	(0.85)
	May 2006	0.40625	5	1:57	0.030555556	0.196527778	4	1:11	0.77	(0.59)
	April 2006	0.01944444	2	0:14	0.004166667	0.159722222	3	1:17	-1.07	(1.65)
	March 2006	0.25763889	5	1:14	0.045833333	0.121527778	3	0:44	1.26	(0.53)
	February 2006	0.70972222	10	1:42	0.04375	0.127777778	4	1:01	0.67	(0.59)
	January 2006	1.17083333	11	2:33	0.084722222	0.111111111	3	0:53	4.80	(0.47)

	December 2005	0.28819444	8	0:52	0.028472222	0.072916667	3	0:26	2.03	(0.22)
	November 2005	0.58819444	8	1:46	0.061805556	0.425694444	4	1:42	0.22	(0.93)
	October 2005	0.25347222	11	0:33	0.025	0.641666667	6	0:49	-1.63	(1.99)
	September 2005	0.30763889	9	0:49	0.024305556	0.096527778	19	0:46	0.12	(1.00)
	August 2005	0.48402778	9	1:17	0.059027778	0.325694444	10	0:47	0.98	(0.63)
MR-6D Mean Time to Restore Qwest DSL Parity	July 2006	0.36458333	4	2:11	0.135416667	0	4148	7:44	-0.58	(1.35)
	June 2006	3.77847222	4	22:40	0.8625	0	4056	8:54	0.64	(0.02)
	May 2006	4.20694444	7	14:25	0.727777778	0	4054	7:58	0.24	(0.34)
	April 2006	0.24375	8	0:44	0.038194444	0	2969	13:22	-0.54	(1.33)
	March 2006	1.73263889	2	20:47	0.802083333	0	3240	4:09	-0.05	(1.03)
	February 2006	2.59861111	4	15:36	0.881944444	0	3759	9:21	0.21	(0.41)
	January 2006	0.46111111	5	2:13	0.083333333	0	6609	12:01	-0.27	(1.16)
	December 2005	8.17986111	4	1:05	3.4375	0	3911	11:08	1.42	0.16
	November 2005	7.51111111	11	16:23	0.603472222	0	3658	11:28	0.29	(0.38)
	October 2005	9.09513889	14	15:36	0.679861111	0	3687	10:41	0.34	(0.33)
	September 2005	3.48680556	5	16:44	0.391666667	0	4201	18:33	-0.05	(1.03)
	August 2005	2.01458333	2	0:10	0.265972222	0	4059	14:39	0.21	(0.40)
MR-6D Mean Time to Restore UDIT Above DS1 Level Parity	July 2006	0.07777778	1	1:52	0	0.257638889	3	2:04	-0.05	(1.03)
	June 2006	0.10694444	1	2:34	0	0.390972222	4	2:21	0.08	(1.02)
	May 2006	0	0	0:00	0	0	0	0:00	0.00	0.00
	April 2006	0.81875	9	2:11	0.065277778	0	1	0:00	0.00	0.00
	March 2006	1.41527778	2	16:59	0.831944444	0.202083333	0	0:58	25.25	(0.14)
	February 2006	0.3	2	3:36	0.122916667	0.009027778	5	0:06	32.92	1.26
	January 2006	0	0	0:00	0	0	2	0:00	0.00	0.00
	December 2005	1.69652778	4	10:11	0.378472222	0.073611111	0	1:46	0.00	0.00
	November 2005	1.50555556	6	6:01	0.167361111	0.313888889	1	1:53	2.04	(0.33)
	October 2005	0.92847222	2	11:08	0.411805556	0.032638889	4	0:47	0.00	0.00
	September 2005	0.01041667	1	0:15	0	0.000694444	1	0:01	0.00	0.00
	August 2005	0.11875	1	2:51	0	0.375	6	1:30	1.25	(0.17)
MR-6D Mean Time to Restore UDIT DS1 Parity	July 2006	0	0	0:00	0	0	0	0:00	0.00	0.00
	June 2006	0.24375	1	5:51	0	14.75138889	136	2:36	1.15	(0.22)
	May 2006	0	0	0:00	0	0	0	0:00	0.00	0.00
	April 2006	0	0	0:00	0	0	0	0:00	0.00	0.00
	March 2006	0.10486111	2	1:15	0.004166667	15.72083333	0	2:38	-0.69	(1.42)
	February 2006	0.12638889	2	1:31	0.032638889	13.68680556	143	2:25	-0.48	(1.29)
	January 2006	0	0	0:00	0	0	136	0:00	0.00	0.00
	December 2005	0	0	0:00	0	0	0	0:00	0.00	0.00
	November 2005	0	0	0:00	0	0	0	0:00	0.00	0.00
	October 2005	0	0	0:00	0	0	0	0:00	0.00	0.00
	September 2005	0	0	0:00	0	0	0	0:00	0.00	0.00
	August 2005	0.76527778	4	4:36	0.085416667	21.69444444	138	3:46	0.35	(0.73)
MR-6D Mean Time to Restore Unbundled Loop - 2 Wire Non-Loaded Parity	July 2006	10.0326389	63	3:49	0.279861111	2.9625	34	2:05	2.11	(0.45)
	June 2006	4.48263889	41	2:37	0.096527778	3.327083333	31	2:35	0.08	(0.98)
	May 2006	6.05625	49	2:58	0.104861111	5.446527778	52	2:31	0.86	(0.55)
	April 2006	5.15833333	40	3:06	0.147916667	3.497916667	65	2:28	0.59	(0.71)
	March 2006	5.39027778	42	3:05	0.090972222	4.303472222	34	2:47	0.26	(0.85)
	February 2006	10.5201389	60	4:12	0.253472222	4.090972222	37	2:27	3.67	0.02
	January 2006	14.4555556	63	5:30	0.651388889	5.890972222	40	2:29	4.01	(0.38)
	December 2005	7.51458333	54	3:20	0.11875	7.092361111	57	4:22	-0.38	(1.23)
	November 2005	5.87222222	32	4:24	0.265277778	2.605555556	39	1:36	6.32	0.88
	October 2005	7.19513889	55	3:08	0.133333333	4.791666667	39	2:44	0.56	(0.73)
	September 2005	4.83263889	30	3:52	0.172916667	13.03958333	42	4:49	-0.36	(1.22)
	August 2005	4.98055556	35	3:25	0.134027778	12.67152778	87	3:30	-0.11	(1.07)

MR-6D Mean Time to Restore Unbundled Loop - 4 Wire Non-Loaded Parity	July 2006	0.50486111	1	12:07	0	22.02916667	142	3:43	0.99	0.08
	June 2006	0	0	0:00	0	0	0	0:00	0.00	0.00
	May 2006	0	0	0:00	0	0	0	0:00	0.00	0.00
	April 2006	0	0	0:00	0	0	0	0:00	0.00	0.00
	March 2006	0	0	0:00	0	0	0	0:00	0.00	0.00
	February 2006	0	0	0:00	0	0	0	0:00	0.00	0.00
	January 2006	0	0	0:00	0	0	0	0:00	0.00	0.00
	December 2005	0	0	0:00	0	0	0	0:00	0.00	0.00
	November 2005	0	0	0:00	0	0	0	0:00	0.00	0.00
	October 2005	0	0	0:00	0	0	0	0:00	0.00	0.00
	September 2005	0	0	0:00	0	0	0	0:00	0.00	0.00
	August 2005	0	0	0:00	0	0	0	0:00	0.00	0.00
	MR-6D Mean Time to Restore Unbundled Loop - ADSL Qualified Parity	July 2006	0.05138889	1	1:14	0	0	4148	7:44	-0.34
June 2006		0	0	0:00	0	0	0	0:00	0.00	0.00
May 2006		0.14236111	1	3:25	0	0	4054	7:58	-0.06	(1.04)
April 2006		0.16736111	1	4:01	0	0	2969	13:22	-0.14	(1.09)
March 2006		0.08055556	1	1:56	0	0	3240	4:09	-0.12	(1.08)
February 2006		1.7	1	16:48	0	0	3759	9:21	0.52	(0.06)
January 2006		0.16458333	1	3:57	0	0	6609	12:01	-0.10	(1.06)
December 2005		0.06458333	1	1:33	0	0	3911	11:08	-0.18	(1.11)
November 2005		0.05902778	1	1:25	0	0	3658	11:28	-0.18	(1.11)
October 2005		0.12083333	1	2:54	0	0	3687	10:41	-0.15	(1.09)
September 2005		0.03125	1	0:45	0	0	4201	18:33	-0.20	(1.12)
August 2005		0.11736111	1	2:49	0	0	4059	14:39	-0.19	(1.11)
MR-6D Mean Time to Restore Unbundled Loop - DS1 Capable Parity		July 2006	14.8131944	87	4:05	0.145138889	22.02916667	142	3:43	0.32
	June 2006	16.0805556	94	4:06	0.141666667	14.75138889	136	2:36	3.99	1.26
	May 2006	18.0222222	93	4:39	0.195138889	17.87430556	136	3:09	1.93	(0.10)
	April 2006	10.8881944	79	3:18	0.121527778	9.801388889	124	2:14	2.64	0.44
	March 2006	12.0541667	79	3:40	0.173611111	15.72083333	105	2:38	2.60	0.21
	February 2006	16.9638889	111	3:40	0.146527778	13.68680556	143	2:25	3.76	1.28
	January 2006	29.2784722	139	5:03	0.301388889	16.75416667	136	2:57	5.43	2.30
	December 2005	14.3395833	83	4:09	0.172222222	14.94861111	136	2:59	2.03	0.02
	November 2005	16.9534722	95	4:17	0.16875	18.04930556	120	3:18	1.45	(0.27)
	October 2005	37.4951389	129	6:59	0.369444444	18.22291667	131	3:50	4.09	1.48
	September 2005	10.2458333	65	3:47	0.145138889	17.49305556	114	3:23	0.35	(0.77)
	August 2005	26.4291667	104	6:06	0.30625	21.69444444	138	3:46	3.90	1.37
	MR-6D Mean Time to Restore Unbundled Loop - XDSLi Parity	July 2006	1.45763889	4	8:45	0.270138889	0.116666667	1	2:48	0.00
June 2006		1.01388889	5	4:52	0.097222222	0.197916667	3	1:35	7.54	(0.06)
May 2006		0.15069444	2	1:49	0.053472222	0	0	0:00	0.00	0.00
April 2006		0.85763889	3	6:52	0.197222222	0	1	0:00	0.00	0.00
March 2006		0.43819444	2	5:16	0.081944444	0	0	0:00	0.00	0.00
February 2006		0	0	0:00	0	0	0	0:00	0.00	0.00
January 2006		0	0	0:00	0	0	0	0:00	0.00	0.00
December 2005		0.22569444	1	5:25	0	0.238194444	0	2:52	0.74	(0.60)
November 2005		0.35694444	2	4:17	0.052777778	0.264583333	2	3:10	0.26	(0.80)
October 2005		0.51875	1	12:27	0	1.15625	2	13:52	-0.08	(1.05)
September 2005		0.42777778	3	3:25	0.093055556	0.089583333	2	2:09	0.00	0.00
August 2005		0.45208333	8	1:21	0.049305556	0.084722222	3	0:41	3.16	(0.46)
MR-6D Mean Time to Restore Unbundled Loop Analog Parity		July 2006	92.1208333	198	11:10	0.626388889	0	13736	13:50	-2.38
	June 2006	82.5618056	215	9:13	0.354861111	0	13658	12:54	-4.43	(3.69)
	May 2006	85.5819444	191	10:45	0.375694444	0	13252	12:45	-1.94	(2.18)
	April 2006	71.8006944	179	9:38	0.397222222	0	12810	12:43	-3.23	(2.96)
	March 2006	74.8729167	197	9:07	0.342361111	0	10909	12:55	-4.05	(3.46)

	February 2006	97.5604167	218	10:44	0.459722222	0	12766	17:11	-5.04	(4.06)
	January 2006	177.500694	324	13:09	0.557638889	0	14416	22:55	-6.20	(4.77)
	December 2005	122.322917	238	12:20	0.438888889	0	19567	19:54	-6.32	(4.84)
	November 2005	113.356944	252	10:48	0.385416667	0	14793	17:03	-6.44	(4.91)
	October 2005	168.602778	335	12:05	0.407638889	0	13871	17:05	-4.88	(3.97)
	September 2005	93.5159722	183	12:16	0.483333333	0	14109	16:05	-2.63	(2.60)
	August 2005	142.857639	293	11:42	0.40625	0	14774	17:24	-5.61	(4.41)
MR-6D Mean Time to Restore Unbundled Loop ISDN Capable Parity	July 2006	5.27986111	14	9:03	0.749305556	2.9625	34	2:05	5.70	(0.18)
	June 2006	1.38055556	9	3:41	0.131944444	3.327083333	31	2:35	1.11	(0.42)
	May 2006	1.38194444	12	2:46	0.060416667	5.446527778	52	2:31	0.30	(0.79)
	April 2006	1.31111111	7	4:30	0.1125	3.497916667	65	2:28	1.08	(0.46)
	March 2006	9.52013889	9	1:23	2.341666667	4.303472222	34	2:47	12.57	0.34
	February 2006	2.09791667	12	4:12	0.221527778	4.090972222	37	2:27	2.26	(0.01)
	January 2006	3.19444444	21	3:39	0.126388889	5.890972222	40	2:29	1.11	(0.46)
	December 2005	4.50069444	15	7:12	0.434722222	7.092361111	57	4:22	0.73	(0.68)
	November 2005	4.05	20	4:52	0.169444444	2.605555556	39	1:36	6.37	1.26
	October 2005	6.44791667	34	4:33	0.229166667	4.791666667	39	2:44	2.25	(0.02)
	September 2005	1.89513889	6	7:35	0.270833333	13.039583333	42	4:49	0.55	(0.44)
	August 2005	1.91319444	8	5:44	0.177083333	12.67152778	87	3:30	1.63	(0.15)
MR-6E Mean Time to Restore Dark Fiber - IOF Parity	July 2006	0	0	0:00	0	0	0	0:00	0.00	0.00
	June 2006	0	0	0:00	0	0	0	0:00	0.00	0.00
	May 2006	0	0	0:00	0	0	0	0:00	0.00	0.00
	April 2006	0	0	0:00	0	0	0	0:00	0.00	0.00
	March 2006	0	0	0:00	0	0	0	0:00	0.00	0.00
	February 2006	0	0	0:00	0	0	0	0:00	0.00	0.00
	January 2006	4.43472222	1	10:26	0	0	0	0:00	0.00	0.00
	December 2005	0	0	0:00	0	0	0	0:00	0.00	0.00
	November 2005	0	0	0:00	0	0	0	0:00	0.00	0.00
	October 2005	0	0	0:00	0	0	0	0:00	0.00	0.00
	September 2005	0	0	0:00	0	0	0	0:00	0.00	0.00
	August 2005	0	0	0:00	0	0	0	0:00	0.00	0.00
MR-6E Mean Time to Restore Dark Fiber - Loop Parity	July 2006	0	0	0:00	0	0	0	0:00	0.00	0.00
	June 2006	0.02638889	1	0:38	0	0	0	0:00	0.00	0.00
	May 2006	0	0	0:00	0	0	0	0:00	0.00	0.00
	April 2006	0	0	0:00	0	0	0	0:00	0.00	0.00
	March 2006	0	0	0:00	0	0	0	0:00	0.00	0.00
	February 2006	0	0	0:00	0	0	0	0:00	0.00	0.00
	January 2006	0	0	0:00	0	0	0	0:00	0.00	0.00
	December 2005	0	0	0:00	0	0	0	0:00	0.00	0.00
	November 2005	0	0	0:00	0	0	0	0:00	0.00	0.00
	October 2005	0	0	0:00	0	0	0	0:00	0.00	0.00
	September 2005	0	0	0:00	0	0	0	0:00	0.00	0.00
	August 2005	0	0	0:00	0	0	0	0:00	0.00	0.00
MR-6E Mean Time to Restore DS0 Parity	July 2006	0	0	0:00	0	0	0	0:00	0.00	0.00
	June 2006	0	0	0:00	0	0	0	0:00	0.00	0.00
	May 2006	0.06944444	2	0:50	0.032638889	18.37152778	131	3:22	-0.43	(1.26)
	April 2006	0	0	0:00	0	0	0	0:00	0.00	0.00
	March 2006	0.17083333	2	2:03	0.104166667	13.70347222	0	3:04	-0.31	(1.19)
	February 2006	0	0	0:00	0	0	107	0:00	0.00	0.00
	January 2006	0	0	0:00	0	0	0	0:00	0.00	0.00
	December 2005	0	0	0:00	0	0	0	0:00	0.00	0.00
	November 2005	0	0	0:00	0	0	0	0:00	0.00	0.00
	October 2005	0	0	0:00	0	0	0	0:00	0.00	0.00

	September 2005	0	0	0:00	0	0	0	0:00	0.00	0.00
	August 2005	0	0	0:00	0	0	0	0:00	0.00	0.00
MR-6E	Mean Time to Restore DS1 Parity	0	0	0:00	0	0	0	0:00	0.00	0.00
	July 2006	0	0	0:00	0	0	0	0:00	0.00	0.00
	June 2006	0	0	0:00	0	0	0	0:00	0.00	0.00
	May 2006	0	0	0:00	0	0	0	0:00	0.00	0.00
	April 2006	0.00625	1	0:09	0	12.25833333	124	2:30	-0.82	(1.50)
	March 2006	0	0	0:00	0	0	118	0:00	0.00	0.00
	February 2006	0.26458333	2	3:10	0.010416667	17.95833333	0	3:02	0.06	(0.82)
	January 2006	0	0	0:00	0	0	142	0:00	0.00	0.00
	December 2005	0	0	0:00	0	0	0	0:00	0.00	0.00
	November 2005	0.00555556	1	0:08	0	16.89097222	0	2:55	-0.85	(1.52)
	October 2005	0.02708333	1	0:39	0	20.13263889	139	3:35	-0.55	(1.34)
	September 2005	0.05902778	1	1:25	0	13.34652778	135	2:35	-0.36	(1.22)
	August 2005	0.14791667	1	3:33	0	19.93472222	136	3:31	0.01	(0.68)
MR-6E	Mean Time to Restore E911 Parity	0	0	0:00	0	0	0	0:00	0.00	0.00
	July 2006	0	0	0:00	0	0	0	0:00	0.00	0.00
	June 2006	0.01875	1	0:27	0	0.369444444	5	1:46	-0.64	(1.39)
	May 2006	0	0	0:00	0	0	0	0:00	0.00	0.00
	April 2006	0	0	0:00	0	0	0	0:00	0.00	0.00
	March 2006	0	0	0:00	0	0	0	0:00	0.00	0.00
	February 2006	0	0	0:00	0	0	0	0:00	0.00	0.00
	January 2006	0	0	0:00	0	0	0	0:00	0.00	0.00
	December 2005	0	0	0:00	0	0	0	0:00	0.00	0.00
	November 2005	0	0	0:00	0	0	0	0:00	0.00	0.00
	October 2005	0	0	0:00	0	0	0	0:00	0.00	0.00
	September 2005	0	0	0:00	0	0	0	0:00	0.00	0.00
	August 2005	0	0	0:00	0	0	0	0:00	0.00	0.00
MR-6E	Mean Time to Restore Enhanced Extended Loops - DS0 Capable Diagnostic	0	0	0:00	0	0	0	0:00	0.00	0.00
	July 2006	0	0	0:00	0	0	0	0:00	0.00	0.00
	June 2006	0	0	0:00	0	0	0	0:00	0.00	0.00
	May 2006	0	0	0:00	0	0	0	0:00	0.00	0.00
	April 2006	0	0	0:00	0	0	0	0:00	0.00	0.00
	March 2006	0	0	0:00	0	0	0	0:00	0.00	0.00
	February 2006	0	0	0:00	0	0	0	0:00	0.00	0.00
	January 2006	0	0	0:00	0	0	0	0:00	0.00	0.00
	December 2005	0	0	0:00	0	0	0	0:00	0.00	0.00
	November 2005	0	0	0:00	0	0	0	0:00	0.00	0.00
	October 2005	0.04444444	1	1:04	0	0	0	0:00	0.00	0.00
	September 2005	0	0	0:00	0	0	0	0:00	0.00	0.00
	August 2005	0	0	0:00	0	0	0	0:00	0.00	0.00
MR-6E	Mean Time to Restore Enhanced Extended Loops - DS1 Capable Parity	1.93472222	11	4:13	0.236111111	14.01875	122	2:45	1.39	(0.23)
	June 2006	0.87777778	9	2:20	0.070833333	13.69652778	128	2:34	-0.28	(1.17)
	May 2006	1.07708333	8	3:14	0.144444444	13.075	134	2:21	1.05	(0.36)
	April 2006	1.1625	9	3:06	0.076388889	12.25833333	124	2:30	0.62	(0.51)
	March 2006	0.88333333	5	4:14	0.159722222	12.81875	118	2:38	1.23	(0.33)
	February 2006	0.46736111	5	2:15	0.108333333	17.95833333	117	3:02	-0.56	(1.34)
	January 2006	2.95763889	12	5:55	0.259027778	23.95069444	142	4:05	1.05	(0.34)
	December 2005	0.78333333	10	1:53	0.079861111	30.78402778	141	4:39	-1.79	(2.09)
	November 2005	3.51180556	24	3:31	0.166666667	16.89097222	159	2:55	0.82	(0.53)
	October 2005	0.69583333	10	1:40	0.077083333	20.13263889	139	3:35	-1.10	(1.67)
	September 2005	0.14722222	4	0:53	0.030555556	13.34652778	135	2:35	-1.05	(1.64)
	August 2005	2.25902778	16	3:23	0.158333333	19.93472222	136	3:31	-0.10	(1.06)
MR-6E	Mean Time to Restore LIS Trunk Parity	0.15694444	2	1:53	0.05	0	0	0:00	0.00	0.00
	June 2006	0.05555556	1	1:20	0	0.971527778	1	23:19	0.00	0.00
	May 2006	0.04097222	1	0:59	0	0.021527778	1	0:31	0.00	0.00

	April 2006	0.01319444	1	0:19	0	0.121527778	2	0:58	-1.20	(1.73)
	March 2006	0.16041667	4	0:58	0.044444444	0.000694444	3	0:01	0.00	0.00
	February 2006	0.25486111	7	0:52	0.020138889	0.056944444	1	1:22	0.00	0.00
	January 2006	1.46319444	7	5:01	0.127777778	0	1	0:00	0.00	0.00
	December 2005	0.87986111	4	5:17	0.372916667	0.128472222	0	1:02	6.25	(0.97)
	November 2005	0.15069444	5	0:43	0.023611111	0.008333333	3	0:12	0.00	0.00
	October 2005	0.20763889	5	1:00	0.023611111	0.322916667	1	0:39	0.99	(0.30)
	September 2005	0.10277778	2	1:14	0.039583333	0.029166667	12	0:21	2.68	(0.64)
	August 2005	0.18680556	6	0:45	0.020833333	0.702777778	6	2:49	-0.73	(1.45)
MR-6E Mean Time to Restore Qwest DSL Parity	July 2006	0.05347222	1	1:17	0	0	2270	8:43	-0.22	(1.13)
	June 2006	0.85416667	1	20:30	0	0	2116	8:35	0.23	(0.23)
	May 2006	0.04444444	1	1:04	0	0	2068	8:03	-0.22	(1.13)
	April 2006	0	0	0:00	0	0	0	0:00	0.00	0.00
	March 2006	0.71111111	1	17:04	0	0	0	17:51	-0.01	(1.00)
	February 2006	0.00555556	2	0:04	0.002777778	0	2325	10:59	-0.25	(1.15)
	January 2006	0.04930556	1	1:11	0	0	3862	13:46	-0.14	(1.09)
	December 2005	1.03194444	3	8:15	0.452777778	0	2346	12:12	-0.08	(1.05)
	November 2005	0.00069444	1	0:01	0	0	2157	13:02	-0.21	(1.13)
	October 2005	0	0	0:00	0	0	1916	0:00	0.00	0.00
	September 2005	0	0	0:00	0	0	0	0:00	0.00	0.00
	August 2005	0.00138889	1	0:02	0	0	1726	16:54	-0.30	(1.18)
MR-6E Mean Time to Restore UDIT Above DS1 Level Parity	July 2006	0	0	0:00	0	0	0	0:00	0.00	0.00
	June 2006	0	0	0:00	0	0	0	0:00	0.00	0.00
	May 2006	0	0	0:00	0	0	0	0:00	0.00	0.00
	April 2006	0.05208333	1	1:15	0	0.0125	0	0:18	0.00	0.00
	March 2006	0	0	0:00	0	0	1	0:00	0.00	0.00
	February 2006	0	0	0:00	0	0	0	0:00	0.00	0.00
	January 2006	0	0	0:00	0	0	0	0:00	0.00	0.00
	December 2005	0	0	0:00	0	0	0	0:00	0.00	0.00
	November 2005	0.12708333	2	1:31	0.046527778	0.104166667	0	0:50	0.65	(0.38)
	October 2005	0	0	0:00	0	0	3	0:00	0.00	0.00
	September 2005	0	0	0:00	0	0	0	0:00	0.00	0.00
	August 2005	0	0	0:00	0	0	0	0:00	0.00	0.00
MR-6E Mean Time to Restore UDIT DS1 Parity	July 2006	0	0	0:00	0	0	0	0:00	0.00	0.00
	June 2006	0	0	0:00	0	0	0	0:00	0.00	0.00
	May 2006	0	0	0:00	0	0	0	0:00	0.00	0.00
	April 2006	0	0	0:00	0	0	0	0:00	0.00	0.00
	March 2006	0	0	0:00	0	0	0	0:00	0.00	0.00
	February 2006	0.25	2	3:00	0.047222222	17.958333333	0	3:02	-0.02	(1.01)
	January 2006	0	0	0:00	0	0	142	0:00	0.00	0.00
	December 2005	0.53402778	1	12:49	0	30.78402778	0	4:39	1.72	0.07
	November 2005	0	0	0:00	0	0	159	0:00	0.00	0.00
	October 2005	0	0	0:00	0	0	0	0:00	0.00	0.00
	September 2005	0	0	0:00	0	0	0	0:00	0.00	0.00
	August 2005	0.15	1	3:36	0	19.93472222	136	3:31	0.02	(0.63)
MR-6E Mean Time to Restore Unbundled Loop - 2 Wire Non-Loaded Parity	July 2006	0.92152778	6	3:41	0.073611111	0.374305556	4	2:15	0.80	(0.58)
	June 2006	0.45069444	2	5:25	0.174305556	1.2375	5	5:56	-0.08	(1.05)
	May 2006	1.07291667	5	5:09	0.210416667	1.384722222	10	3:19	1.10	(0.47)
	April 2006	0.64375	2	7:44	0.322916667	0.034722222	9	0:13	108.59	1.26
	March 2006	0.35972222	5	1:44	0.052083333	2.927777778	4	14:03	-0.74	(1.45)
	February 2006	0.72013889	9	1:55	0.045138889	0.822222222	5	2:28	-0.36	(1.22)
	January 2006	1.27430556	8	3:49	0.152083333	2.55625	8	3:37	0.17	(0.95)
	December 2005	0.20138889	2	2:25	0.036111111	0.538194444	17	2:09	0.12	(0.85)

	November 2005	0.26111111	1	6:16	0	0.353472222	6	1:42	2.43	(0.51)
	October 2005	0.28333333	2	3:24	0.042361111	1.164583333	5	3:06	0.12	(0.76)
	September 2005	0.09722222	1	2:20	0	0.971527778	9	2:35	-0.15	(1.09)
	August 2005	0.64305556	6	2:34	0.09375	0.667361111	5	3:12	-0.71	(1.43)
MR-6E Mean Time to Restore Unbundled Loop - ADSL Qualified Parity	July 2006	0.11388889	1	2:44	0	0	2270	8:43	-0.18	(1.11)
	June 2006	0	0	0:00	0	0	0	0:00	0.00	0.00
	May 2006	0.42083333	2	5:03	0.238888889	0	2068	8:03	-0.13	(1.08)
	April 2006	0	0	0:00	0	0	0	0:00	0.00	0.00
	March 2006	0.21527778	1	5:10	0	0	0	17:51	-0.10	(1.06)
	February 2006	0	0	0:00	0	0	2325	0:00	0.00	0.00
	January 2006	0	0	0:00	0	0	0	0:00	0.00	0.00
	December 2005	0	0	0:00	0	0	0	0:00	0.00	0.00
	November 2005	0.36527778	2	4:23	0.059722222	0	0	13:02	-0.20	(1.12)
	October 2005	0.01041667	1	0:15	0	0	1916	20:11	-0.21	(1.13)
	September 2005	0	0	0:00	0	0	1632	0:00	0.00	0.00
	August 2005	0	0	0:00	0	0	0	0:00	0.00	0.00
MR-6E Mean Time to Restore Unbundled Loop - DS1 Capable Parity	July 2006	4.91180556	23	5:08	0.256944444	14.01875	122	2:45	3.11	0.39
	June 2006	2	10	4:48	0.130555556	13.69652778	128	2:34	2.90	0.53
	May 2006	3.80555556	23	3:58	0.1125	13.075	134	2:21	3.09	0.46
	April 2006	3.54097222	16	5:19	0.175694444	12.25833333	124	2:30	3.72	0.61
	March 2006	2.51736111	19	3:11	0.083333333	12.81875	118	2:38	0.77	(0.57)
	February 2006	1.87638889	11	4:06	0.140277778	17.95833333	117	3:02	1.09	(0.32)
	January 2006	2.73125	11	5:58	0.156944444	23.95069444	142	4:05	1.04	(0.36)
	December 2005	2.16805556	14	3:43	0.085416667	30.78402778	141	4:39	-0.70	(1.43)
	November 2005	2.72291667	13	5:02	0.183333333	16.89097222	159	2:55	2.23	0.16
	October 2005	3.2375	14	5:33	0.335416667	20.13263889	139	3:35	1.33	(0.26)
	September 2005	1.01111111	6	4:03	0.182638889	13.34652778	135	2:35	1.09	(0.40)
	August 2005	1.35416667	12	2:42	0.096527778	19.93472222	136	3:31	-0.57	(1.35)
MR-6E Mean Time to Restore Unbundled Loop - XDSL Parity	July 2006	0	0	0:00	0	0	0	0:00	0.00	0.00
	June 2006	0.00833333	1	0:12	0	0.120833333	2	1:27	-0.50	(1.31)
	May 2006	0	0	0:00	0	0	0	0:00	0.00	0.00
	April 2006	0	0	0:00	0	0	0	0:00	0.00	0.00
	March 2006	0	0	0:00	0	0	0	0:00	0.00	0.00
	February 2006	0	0	0:00	0	0	0	0:00	0.00	0.00
	January 2006	0	0	0:00	0	0	0	0:00	0.00	0.00
	December 2005	0	0	0:00	0	0	0	0:00	0.00	0.00
	November 2005	0	0	0:00	0	0	0	0:00	0.00	0.00
	October 2005	0	0	0:00	0	0	0	0:00	0.00	0.00
	September 2005	0	0	0:00	0	0	0	0:00	0.00	0.00
	August 2005	0	0	0:00	0	0	0	0:00	0.00	0.00
MR-6E Mean Time to Restore Unbundled Loop Analog Parity	July 2006	8.29791667	31	6:25	0.25	0	3137	16:07	-2.51	(2.53)
	June 2006	16.5555556	34	11:41	0.31875	0	3599	15:08	-1.36	(1.83)
	May 2006	7.84722222	24	7:51	0.377083333	0	3950	17:01	-2.52	(2.53)
	April 2006	9.35625	26	8:38	0.326388889	0	2965	14:44	-0.97	(1.59)
	March 2006	11.2805556	25	10:50	0.344444444	0	3048	13:57	-1.03	(1.62)
	February 2006	24.8277778	40	14:54	0.658333333	0	3046	19:35	-1.36	(1.83)
	January 2006	32.5611111	53	14:45	0.4875	0	3674	21:00	-2.83	(2.72)
	December 2005	24.6277778	38	15:33	0.456944444	0	5593	19:08	-1.13	(1.69)
	November 2005	24.6534722	44	13:27	0.430555556	0	4132	20:13	-2.26	(2.37)
	October 2005	14.6041667	31	11:18	0.326388889	0	3622	19:49	-2.57	(2.56)
	September 2005	21.6298611	37	14:02	0.452777778	0	3769	15:42	-0.57	(1.35)
	August 2005	10.9131944	32	8:11	0.355555556	0	3755	17:44	-2.45	(2.49)
MR-6E Mean Time to Restore Unbundled	July 2006	6.44722222	15	10:19	1.068055556	0.374305556	4	2:15	5.12	(0.95)

Loop ISDN Capable Parity	June 2006	2.98402778	11	6:31	0.252083333	1.2375	5	5:56	0.14	(0.88)
	May 2006	1.63194444	10	3:55	0.132638889	1.384722222	10	3:19	0.44	(0.68)
	April 2006	0.36805556	3	2:57	0.072222222	0.034722222	9	0:13	44.82	1.26
	March 2006	0.7125	6	2:51	0.05625	2.927777778	4	14:03	-0.70	(1.43)
	February 2006	0.50763889	5	2:26	0.059027778	0.822222222	5	2:28	-0.02	(1.01)
	January 2006	4.95763889	12	9:55	0.527083333	2.55625	8	3:37	5.68	0.00
	December 2005	0.86319444	8	2:35	0.060416667	0.538194444	17	2:09	0.29	(0.94)
	November 2005	0.95625	8	2:52	0.065277778	0.353472222	6	1:42	1.20	(0.30)
	October 2005	1.17847222	7	4:02	0.150694444	1.164583333	5	3:06	0.57	(0.74)
	September 2005	0.08888889	1	2:08	0	0.971527778	9	2:35	-0.27	(1.16)
	August 2005	1.41736111	9	3:47	0.1625	0.667361111	5	3:12	0.70	(0.74)
	MR-7A Repair Repeat Report Rate Business Parity	July 2006	0	0	0.00%	0	0	0	0.00%	0.00
June 2006	1	5	20.00%	0.4	100	1366	7.32%	1.09	(0.45)	
May 2006	0	2	0.00%	0	119	1314	9.06%	-0.45	(1.27)	
April 2006	0	7	0.00%	0	110	1212	10.28%	-0.89	(1.54)	
March 2006	0	5	0.00%	0	94	1070	7.47%	-0.63	(1.39)	
February 2006	1	5	20.00%	0.4	119	1258	8.83%	0.88	(0.53)	
January 2006	0	2	0.00%	0	177	1347	9.65%	-0.46	(1.28)	
December 2005	0	2	0.00%	0	128	1834	10.11%	-0.47	(1.29)	
November 2005	0	7	0.00%	0	126	1266	9.00%	-0.83	(1.50)	
October 2005	1	7	14.29%	0.3499	117	1400	8.20%	0.58	(0.65)	
September 2005	0	1	0.00%	0	128	1426	10.56%	-0.34	(1.21)	
August 2005	0	4	0.00%	0	139	1377	10.09%	-0.67	(1.41)	
MR-7A Repair Repeat Report Rate Centrex Parity	July 2006	0	0	0.00%	0	0	0	0.00%	0.00	0.00
June 2006	0	1	0.00%	0	5	64	7.81%	-0.29	(1.18)	
May 2006	0	1	0.00%	0	7	65	10.77%	-0.34	(1.21)	
April 2006	0	0	0.00%	0	0	0	0.00%	0.00	0.00	
March 2006	0	1	0.00%	0	6	0	8.57%	-0.30	(1.18)	
February 2006	0	0	0.00%	0	0	70	0.00%	0.00	0.00	
January 2006	0	3	0.00%	0	4	0	5.00%	-0.39	(1.24)	
December 2005	0	2	0.00%	0	6	80	8.11%	-0.41	(1.25)	
November 2005	0	0	0.00%	0	0	74	0.00%	0.00	0.00	
October 2005	0	1	0.00%	0	8	0	9.88%	-0.33	(1.20)	
September 2005	0	0	0.00%	0	0	81	0.00%	0.00	0.00	
August 2005	0	2	0.00%	0	5	57	8.77%	-0.43	(1.26)	
MR-7A Repair Repeat Report Rate Centrex 21 Parity	July 2006	0	0	0.00%	0	0	0	0.00%	0.00	0.00
June 2006	0	3	0.00%	0	5	104	4.81%	-0.38	(1.23)	
May 2006	0	1	0.00%	0	5	85	5.88%	-0.25	(1.15)	
April 2006	0	1	0.00%	0	9	109	9.57%	-0.32	(1.20)	
March 2006	0	4	0.00%	0	10	94	10.53%	-0.67	(1.41)	
February 2006	0	0	0.00%	0	0	95	0.00%	0.00	0.00	
January 2006	0	1	0.00%	0	13	0	9.29%	-0.32	(1.19)	
December 2005	0	0	0.00%	0	0	140	0.00%	0.00	0.00	
November 2005	0	1	0.00%	0	8	0	7.92%	-0.29	(1.18)	
October 2005	0	0	0.00%	0	0	101	0.00%	0.00	0.00	
September 2005	0	1	0.00%	0	18	0	16.51%	-0.44	(1.27)	
August 2005	0	3	0.00%	0	12	121	9.92%	-0.57	(1.35)	
MR-7A Repair Repeat Report Rate Line Sharing Parity	July 2006	0	0	0.00%	0	0	0	0.00%	0.00	0.00
June 2006	0	3	0.00%	0	82	601	13.64%	-0.69	(1.42)	
May 2006	1	5	20.00%	0.4	149	1004	14.84%	0.32	(0.79)	
April 2006	0	1	0.00%	0	150	796	11.70%	-0.36	(1.22)	
March 2006	0	6	0.00%	0	117	1282	10.52%	-0.84	(1.51)	
February 2006	2	4	50.00%	0.5	143	1112	14.82%	1.98	(0.04)	

	January 2006	0	4	0.00%	0	128	965	13.78%	-0.80	(1.49)
	December 2005	1	3	33.33%	0.4714	109	929	13.26%	1.02	(0.49)
	November 2005	0	4	0.00%	0	126	822	16.15%	-0.88	(1.53)
	October 2005	0	0	0.00%	0	0	780	0.00%	0.00	0.00
	September 2005	0	4	0.00%	0	130	0	16.33%	-0.88	(1.54)
	August 2005	0	0	0.00%	0	0	0	0.00%	0.00	0.00
MR-7A Repair Repeat Report Rate Line Splitting Parity	July 2006	0	0	0.00%	0	0	0	0.00%	0.00	0.00
	June 2006	1	6	16.67%	0.3727	82	601	13.64%	0.21	(0.84)
	May 2006	1	6	16.67%	0.3727	149	1004	14.84%	0.13	(0.89)
	April 2006	1	5	20.00%	0.4	150	796	11.70%	0.58	(0.66)
	March 2006	0	2	0.00%	0	117	1282	10.52%	-0.48	(1.29)
	February 2006	2	9	22.22%	0.4157	143	1112	14.82%	0.62	(0.62)
	January 2006	0	7	0.00%	0	128	965	13.78%	-1.05	(1.64)
	December 2005	1	5	20.00%	0.4	109	929	13.26%	0.44	(0.73)
	November 2005	3	11	27.27%	0.4454	126	822	16.15%	1.00	(0.42)
	October 2005	4	10	40.00%	0.4899	138	780	15.25%	2.17	0.14
	September 2005	0	4	0.00%	0	130	905	16.33%	-0.88	(1.54)
	August 2005	1	5	20.00%	0.4	144	981	14.68%	0.34	(0.78)
MR-7A Repair Repeat Report Rate PBX Parity	July 2006	0	0	0.00%	0	0	0	0.00%	0.00	0.00
	June 2006	0	0	0.00%	0	0	0	0.00%	0.00	0.00
	May 2006	0	0	0.00%	0	0	0	0.00%	0.00	0.00
	April 2006	0	2	0.00%	0	0	21	0.00%	0.00	0.00
	March 2006	0	0	0.00%	0	0	9	0.00%	0.00	0.00
	February 2006	0	0	0.00%	0	0	0	0.00%	0.00	0.00
	January 2006	0	0	0.00%	0	0	0	0.00%	0.00	0.00
	December 2005	0	0	0.00%	0	0	0	0.00%	0.00	0.00
	November 2005	0	0	0.00%	0	0	0	0.00%	0.00	0.00
	October 2005	0	1	0.00%	0	2	0	10.53%	-0.33	(1.20)
	September 2005	0	1	0.00%	0	3	19	14.29%	-0.40	(1.24)
	August 2005	0	0	0.00%	0	0	0	0.00%	0.00	0.00
MR-7A Repair Repeat Report Rate Residence Parity	July 2006	0	0	0.00%	0	0	0	0.00%	0.00	0.00
	June 2006	4	50	8.00%	0.2713	962	10866	8.85%	-0.21	(1.13)
	May 2006	3	57	5.26%	0.2233	969	10531	9.20%	-1.03	(1.62)
	April 2006	2	49	4.08%	0.1979	770	10060	8.83%	-1.17	(1.71)
	March 2006	1	39	2.56%	0.1581	911	8719	9.15%	-1.42	(1.87)
	February 2006	4	48	8.33%	0.2764	1121	9955	9.57%	-0.29	(1.18)
	January 2006	2	58	3.45%	0.1825	1691	11714	10.29%	-1.71	(2.04)
	December 2005	3	48	6.25%	0.2421	1209	16438	9.88%	-0.84	(1.51)
	November 2005	3	66	4.55%	0.2083	991	12243	8.94%	-1.25	(1.76)
	October 2005	4	74	5.41%	0.2261	1004	11084	9.03%	-1.08	(1.66)
	September 2005	3	62	4.84%	0.2146	999	11115	9.93%	-1.34	(1.81)
	August 2005	2	68	2.94%	0.169	1081	11599	9.32%	-1.80	(2.10)
MR-7A Repair Repeat Report Rate UNE - P (POTS) Parity	July 2006	0	0	0.00%	0	0	0	0.00%	0.00	0.00
	June 2006	1	3	33.33%	0.4714	1062	12232	8.68%	1.52	(0.31)
	May 2006	0	6	0.00%	0	1088	11845	9.19%	-0.78	(1.47)
	April 2006	1	5	20.00%	0.4	880	11272	8.99%	0.86	(0.53)
	March 2006	0	3	0.00%	0	1005	9789	8.96%	-0.54	(1.33)
	February 2006	0	11	0.00%	0	1240	11213	9.49%	-1.07	(1.65)
	January 2006	2	18	11.11%	0.3143	1868	13061	10.22%	0.12	(0.88)
	December 2005	0	15	0.00%	0	1337	18272	9.90%	-1.28	(1.78)
	November 2005	0	10	0.00%	0	1117	13509	8.95%	-0.99	(1.60)
	October 2005	0	12	0.00%	0	1121	12484	8.94%	-1.08	(1.66)
	September 2005	0	8	0.00%	0	1127	12541	10.00%	-0.94	(1.57)

	August 2005	1	20	5.00%	0.2179	1220	12976	9.40%	-0.67	(1.41)
MR-7B Repair Repeat Report Rate	July 2006	0	0	0.00%	0	0	0	0.00%	0.00	0.00
Business Parity	June 2006	0	0	0.00%	0	0	0	0.00%	0.00	0.00
	May 2006	0	3	0.00%	0	32	368	8.70%	-0.53	(1.32)
	April 2006	0	0	0.00%	0	0	241	0.00%	0.00	0.00
	March 2006	0	1	0.00%	0	26	0	8.97%	-0.31	(1.19)
	February 2006	0	0	0.00%	0	0	290	0.00%	0.00	0.00
	January 2006	0	4	0.00%	0	60	0	11.47%	-0.72	(1.44)
	December 2005	0	1	0.00%	0	36	523	10.08%	-0.33	(1.20)
	November 2005	0	1	0.00%	0	24	357	7.92%	-0.29	(1.18)
	October 2005	0	1	0.00%	0	42	303	12.88%	-0.38	(1.23)
	September 2005	0	1	0.00%	0	23	326	9.54%	-0.32	(1.20)
	August 2005	0	0	0.00%	0	0	0	0.00%	0.00	0.00
MR-7B Repair Repeat Report Rate Centrex 21 Parity	July 2006	0	0	0.00%	0	0	0	0.00%	0.00	0.00
	June 2006	1	3	33.33%	0.4714	0	14	0.00%	0.00	(0.13)
	May 2006	0	2	0.00%	0	2	23	8.70%	-0.42	(1.25)
	April 2006	0	1	0.00%	0	0	8	0.00%	0.00	0.00
	March 2006	0	0	0.00%	0	0	6	0.00%	0.00	0.00
	February 2006	0	1	0.00%	0	1	0	9.09%	-0.30	(1.18)
	January 2006	0	0	0.00%	0	0	11	0.00%	0.00	0.00
	December 2005	0	0	0.00%	0	0	0	0.00%	0.00	0.00
	November 2005	0	0	0.00%	0	0	0	0.00%	0.00	0.00
	October 2005	0	0	0.00%	0	0	0	0.00%	0.00	0.00
	September 2005	0	2	0.00%	0	0	0	0.00%	0.00	0.00
	August 2005	0	0	0.00%	0	0	0	0.00%	0.00	0.00
MR-7B Repair Repeat Report Rate Line Sharing Parity	July 2006	0	0	0.00%	0	0	0	0.00%	0.00	0.00
	June 2006	0	0	0.00%	0	0	0	0.00%	0.00	0.00
	May 2006	0	0	0.00%	0	0	0	0.00%	0.00	0.00
	April 2006	0	0	0.00%	0	0	0	0.00%	0.00	0.00
	March 2006	0	0	0.00%	0	0	0	0.00%	0.00	0.00
	February 2006	0	0	0.00%	0	0	0	0.00%	0.00	0.00
	January 2006	0	1	0.00%	0	71	0	13.95%	-0.40	(1.24)
	December 2005	0	0	0.00%	0	0	509	0.00%	0.00	0.00
	November 2005	0	0	0.00%	0	0	0	0.00%	0.00	0.00
	October 2005	0	1	0.00%	0	66	0	15.79%	-0.43	(1.26)
	September 2005	0	0	0.00%	0	0	418	0.00%	0.00	0.00
	August 2005	0	0	0.00%	0	0	0	0.00%	0.00	0.00
MR-7B Repair Repeat Report Rate PBX Parity	July 2006	0	0	0.00%	0	0	0	0.00%	0.00	0.00
	June 2006	0	0	0.00%	0	0	0	0.00%	0.00	0.00
	May 2006	0	0	0.00%	0	0	0	0.00%	0.00	0.00
	April 2006	1	3	33.33%	0.4714	2	0	20.00%	0.51	(0.80)
	March 2006	0	1	0.00%	0	0	10	0.00%	0.00	0.00
	February 2006	0	0	0.00%	0	0	7	0.00%	0.00	0.00
	January 2006	0	0	0.00%	0	0	0	0.00%	0.00	0.00
	December 2005	0	0	0.00%	0	0	0	0.00%	0.00	0.00
	November 2005	0	0	0.00%	0	0	0	0.00%	0.00	0.00
	October 2005	0	0	0.00%	0	0	0	0.00%	0.00	0.00
	September 2005	0	0	0.00%	0	0	0	0.00%	0.00	0.00
	August 2005	0	1	0.00%	0	0	6	0.00%	0.00	0.00
MR-7B Repair Repeat Report Rate Residence Parity	July 2006	0	0	0.00%	0	0	0	0.00%	0.00	0.00
	June 2006	0	9	0.00%	0	250	3029	8.25%	-0.90	(1.55)
	May 2006	3	12	25.00%	0.433	322	3366	9.57%	1.81	(0.05)
	April 2006	1	11	9.09%	0.2875	299	2486	11.60%	-0.26	(1.16)

	March 2006	0	12	0.00%	0	257	2577	10.09%	-1.16	(1.70)
	February 2006	0	13	0.00%	0	313	2546	9.88%	-1.19	(1.72)
	January 2006	0	18	0.00%	0	623	3169	12.69%	-1.61	(1.98)
	December 2005	0	11	0.00%	0	345	4909	10.02%	-1.11	(1.67)
	November 2005	0	9	0.00%	0	384	3443	12.22%	-1.12	(1.88)
	October 2005	0	21	0.00%	0	348	3143	10.82%	-1.59	(1.97)
	September 2005	1	16	6.25%	0.2421	252	3216	10.14%	-0.51	(1.31)
	August 2005	2	17	11.76%	0.3222	387	3110	12.44%	-0.08	(1.05)
MR-7B Repair Repeat Report Rate UNE - P (POTS) Parity	July 2006	0	0	0.00%	0	0	0	0.00%	0.00	0.00
	June 2006	0	0	0.00%	0	0	0	0.00%	0.00	0.00
	May 2006	0	1	0.00%	0	354	3734	9.48%	-0.32	(1.20)
	April 2006	0	0	0.00%	0	0	2727	0.00%	0.00	0.00
	March 2006	0	2	0.00%	0	283	0	9.98%	-0.47	(1.29)
	February 2006	0	5	0.00%	0	341	2836	9.80%	-0.74	(1.45)
	January 2006	1	9	11.11%	0.3143	683	3480	12.57%	-0.13	(1.08)
	December 2005	0	2	0.00%	0	381	5432	10.03%	-0.47	(1.29)
	November 2005	0	4	0.00%	0	408	3800	11.84%	-0.73	(1.45)
	October 2005	0	4	0.00%	0	390	3446	11.01%	-0.70	(1.43)
	September 2005	0	3	0.00%	0	275	3542	10.08%	-0.58	(1.35)
	August 2005	0	2	0.00%	0	418	3455	12.10%	-0.52	(1.32)
MR-7C Repair Repeat Report Rate Business Parity	July 2006	0	0	0.00%	0	0	0	0.00%	0.00	0.00
	June 2006	0	2	0.00%	0	46	378	12.17%	-0.53	(1.32)
	May 2006	0	0	0.00%	0	0	0	0.00%	0.00	0.00
	April 2006	0	1	0.00%	0	33	0	10.00%	-0.33	(1.20)
	March 2006	0	2	0.00%	0	45	330	10.90%	-0.49	(1.30)
	February 2006	0	0	0.00%	0	0	413	0.00%	0.00	0.00
	January 2006	0	1	0.00%	0	54	0	10.74%	-0.35	(1.21)
	December 2005	0	2	0.00%	0	34	503	9.58%	-0.46	(1.28)
	November 2005	0	3	0.00%	0	46	355	11.59%	-0.62	(1.38)
	October 2005	0	0	0.00%	0	0	397	0.00%	0.00	0.00
	September 2005	0	0	0.00%	0	0	0	0.00%	0.00	0.00
	August 2005	0	1	0.00%	0	41	431	9.51%	-0.32	(1.20)
MR-7C Repair Repeat Report Rate Centrex Parity	July 2006	0	0	0.00%	0	0	0	0.00%	0.00	0.00
	June 2006	0	0	0.00%	0	0	0	0.00%	0.00	0.00
	May 2006	0	1	0.00%	0	10	36	27.78%	-0.61	(1.37)
	April 2006	0	0	0.00%	0	0	0	0.00%	0.00	0.00
	March 2006	0	0	0.00%	0	0	0	0.00%	0.00	0.00
	February 2006	0	0	0.00%	0	0	0	0.00%	0.00	0.00
	January 2006	0	0	0.00%	0	0	0	0.00%	0.00	0.00
	December 2005	0	0	0.00%	0	0	0	0.00%	0.00	0.00
	November 2005	0	0	0.00%	0	0	0	0.00%	0.00	0.00
	October 2005	0	0	0.00%	0	0	0	0.00%	0.00	0.00
	September 2005	0	0	0.00%	0	0	0	0.00%	0.00	0.00
	August 2005	1	1	100.00%	0	2	36	5.56%	4.07	0.10
MR-7C Repair Repeat Report Rate Centrex 21 Parity	July 2006	0	0	0.00%	0	0	0	0.00%	0.00	0.00
	June 2006	0	0	0.00%	0	0	0	0.00%	0.00	0.00
	May 2006	0	1	0.00%	0	5	29	17.24%	-0.45	(1.27)
	April 2006	0	0	0.00%	0	0	34	0.00%	0.00	0.00
	March 2006	0	0	0.00%	0	0	0	0.00%	0.00	0.00
	February 2006	0	0	0.00%	0	0	0	0.00%	0.00	0.00
	January 2006	0	1	0.00%	0	7	0	13.46%	-0.39	(1.24)
	December 2005	1	1	100.00%	0	0	52	0.00%	0.00	0.30
	November 2005	0	0	0.00%	0	0	22	0.00%	0.00	0.00

	October 2005	0	1	0.00%	0	4	0	12.50%	-0.37	(1.23)
	September 2005	2	2	100.00%	0	1	32	2.94%	7.90	0.81
	August 2005	0	1	0.00%	0	7	39	17.95%	-0.46	(1.28)
MR-7C Repair Repeat Report Rate Line	July 2006	0	0	0.00%	0	0	0	0.00%	0.00	0.00
Sharing Parity	June 2006	1	3	33.33%	0.4714	564	5289	10.66%	1.27	(0.39)
	May 2006	4	8	50.00%	0.5	413	4613	8.95%	4.06	0.78
	April 2006	0	3	0.00%	0	312	3773	10.21%	-0.58	(1.35)
	March 2006	0	0	0.00%	0	0	3057	0.00%	0.00	0.00
	February 2006	0	1	0.00%	0	864	0	9.66%	-0.33	(1.20)
	January 2006	0	0	0.00%	0	0	8948	0.00%	0.00	0.00
	December 2005	0	1	0.00%	0	512	0	11.16%	-0.35	(1.22)
	November 2005	0	0	0.00%	0	0	4589	0.00%	0.00	0.00
	October 2005	0	0	0.00%	0	0	0	0.00%	0.00	0.00
	September 2005	0	2	0.00%	0	509	0	13.49%	-0.56	(1.34)
	August 2005	0	0	0.00%	0	0	0	0.00%	0.00	0.00
MR-7C Repair Repeat Report Rate Line	July 2006	0	0	0.00%	0	0	0	0.00%	0.00	0.00
Splitting Parity	June 2006	1	2	50.00%	0.5	564	5289	10.66%	1.80	(0.24)
	May 2006	1	2	50.00%	0.5	413	4613	8.95%	2.03	(0.18)
	April 2006	0	3	0.00%	0	312	3773	10.21%	-0.58	(1.35)
	March 2006	0	1	0.00%	0	439	3057	9.93%	-0.33	(1.20)
	February 2006	0	1	0.00%	0	864	4422	9.66%	-0.33	(1.20)
	January 2006	0	0	0.00%	0	0	8948	0.00%	0.00	0.00
	December 2005	0	3	0.00%	0	512	0	11.16%	-0.61	(1.37)
	November 2005	0	3	0.00%	0	528	4589	11.96%	-0.64	(1.39)
	October 2005	1	3	33.33%	0.4714	472	4416	10.47%	1.29	(0.39)
	September 2005	1	2	50.00%	0.5	509	4510	13.49%	1.51	(0.33)
	August 2005	0	0	0.00%	0	0	0	0.00%	0.00	0.00
MR-7C Repair Repeat Report Rate PBX	July 2006	0	0	0.00%	0	0	0	0.00%	0.00	0.00
Parity	June 2006	0	0	0.00%	0	0	0	0.00%	0.00	0.00
	May 2006	0	1	0.00%	0	1	23	4.35%	-0.21	(1.13)
	April 2006	0	2	0.00%	0	0	26	0.00%	0.00	0.00
	March 2006	0	0	0.00%	0	0	19	0.00%	0.00	0.00
	February 2006	0	0	0.00%	0	0	0	0.00%	0.00	0.00
	January 2006	0	2	0.00%	0	5	0	13.89%	-0.55	(1.34)
	December 2005	0	0	0.00%	0	0	36	0.00%	0.00	0.00
	November 2005	0	1	0.00%	0	0	0	0.00%	0.00	0.00
	October 2005	0	1	0.00%	0	5	30	11.90%	-0.36	(1.22)
	September 2005	0	1	0.00%	0	1	42	3.85%	-0.20	(1.12)
	August 2005	0	0	0.00%	0	0	0	0.00%	0.00	0.00
MR-7C Repair Repeat Report Rate	July 2006	0	0	0.00%	0	0	0	0.00%	0.00	0.00
Residence Parity	June 2006	1	4	25.00%	0.433	256	1786	14.33%	0.61	(0.65)
	May 2006	3	8	37.50%	0.4841	234	1722	13.59%	1.97	0.01
	April 2006	1	3	33.33%	0.4714	193	1998	13.37%	1.01	(0.49)
	March 2006	2	6	33.33%	0.4714	234	1443	12.23%	1.58	(0.19)
	February 2006	0	5	0.00%	0	213	1914	12.02%	-0.83	(1.50)
	January 2006	0	4	0.00%	0	237	1772	12.70%	-0.76	(1.46)
	December 2005	0	4	0.00%	0	250	1866	13.24%	-0.78	(1.47)
	November 2005	0	4	0.00%	0	242	1888	12.82%	-0.77	(1.47)
	October 2005	1	3	33.33%	0.4714	282	1888	13.17%	1.03	(0.48)
	September 2005	0	8	0.00%	0	272	2141	13.61%	-1.12	(1.68)
	August 2005	2	11	18.18%	0.3857	333	2400	13.88%	0.41	(0.73)
MR-7C Repair Repeat Report Rate UNE - P	July 2006	0	0	0.00%	0	0	0	0.00%	0.00	0.00
(POTS) Parity	June 2006	0	0	0.00%	0	0	0	0.00%	0.00	0.00

	May 2006	0	1	0.00%	0	274	2117	12.94%	-0.39	(1.23)
	April 2006	0	0	0.00%	0	0	2404	0.00%	0.00	0.00
	March 2006	0	0	0.00%	0	0	0	0.00%	0.00	0.00
	February 2006	1	3	33.33%	0.4714	264	0	12.17%	1.12	(0.45)
	January 2006	1	4	25.00%	0.433	291	2169	12.28%	0.77	(0.58)
	December 2005	0	2	0.00%	0	284	2369	12.66%	-0.54	(1.33)
	November 2005	1	6	16.67%	0.3727	288	2243	12.60%	0.30	(0.79)
	October 2005	1	3	33.33%	0.4714	323	2285	12.87%	1.06	(0.47)
	September 2005	0	3	0.00%	0	310	2510	12.90%	-0.67	(1.40)
	August 2005	0	4	0.00%	0	374	2831	13.21%	-0.78	(1.47)
MR-7D Repair Repeat Report Rate Dark Fiber - IOF Parity	July 2006	0	0	0.00%	0	0	0	0.00%	0.00	0.00
	June 2006	0	0	0.00%	0	0	0	0.00%	0.00	0.00
	May 2006	0	2	0.00%	0	0	0	0.00%	0.00	0.00
	April 2006	0	0	0.00%	0	0	0	0.00%	0.00	0.00
	March 2006	0	0	0.00%	0	0	0	0.00%	0.00	0.00
	February 2006	0	0	0.00%	0	0	0	0.00%	0.00	0.00
	January 2006	0	0	0.00%	0	0	0	0.00%	0.00	0.00
	December 2005	0	0	0.00%	0	0	0	0.00%	0.00	0.00
	November 2005	0	0	0.00%	0	0	0	0.00%	0.00	0.00
	October 2005	0	0	0.00%	0	0	0	0.00%	0.00	0.00
	September 2005	0	0	0.00%	0	0	0	0.00%	0.00	0.00
	August 2005	0	1	0.00%	0	0	0	0.00%	0.00	0.00
MR-7D Repair Repeat Report Rate Dark Fiber - Loop Parity	July 2006	0	0	0.00%	0	0	0	0.00%	0.00	0.00
	June 2006	0	0	0.00%	0	0	0	0.00%	0.00	0.00
	May 2006	0	0	0.00%	0	0	0	0.00%	0.00	0.00
	April 2006	0	0	0.00%	0	0	0	0.00%	0.00	0.00
	March 2006	0	0	0.00%	0	0	0	0.00%	0.00	0.00
	February 2006	0	1	0.00%	0	0	0	0.00%	0.00	0.00
	January 2006	0	0	0.00%	0	0	0	0.00%	0.00	0.00
	December 2005	0	0	0.00%	0	0	0	0.00%	0.00	0.00
	November 2005	0	0	0.00%	0	0	0	0.00%	0.00	0.00
	October 2005	0	0	0.00%	0	0	0	0.00%	0.00	0.00
	September 2005	0	0	0.00%	0	0	0	0.00%	0.00	0.00
	August 2005	0	0	0.00%	0	0	0	0.00%	0.00	0.00
MR-7D Repair Repeat Report Rate DS0 Parity	July 2006	0	0	0.00%	0	0	0	0.00%	0.00	0.00
	June 2006	0	0	0.00%	0	0	0	0.00%	0.00	0.00
	May 2006	0	0	0.00%	0	0	0	0.00%	0.00	0.00
	April 2006	0	0	0.00%	0	0	154	0.00%	0.00	0.00
	March 2006	0	0	0.00%	0	0	0	0.00%	0.00	0.00
	February 2006	0	0	0.00%	0	0	0	0.00%	0.00	0.00
	January 2006	0	0	0.00%	0	0	0	0.00%	0.00	0.00
	December 2005	0	0	0.00%	0	0	0	0.00%	0.00	0.00
	November 2005	0	1	0.00%	0	29	0	17.79%	-0.46	(1.28)
	October 2005	0	0	0.00%	0	0	163	0.00%	0.00	0.00
	September 2005	0	1	0.00%	0	26	0	16.88%	-0.45	(1.27)
	August 2005	0	0	0.00%	0	0	0	0.00%	0.00	0.00
MR-7D Repair Repeat Report Rate DS1 Parity	July 2006	0	0	0.00%	0	0	0	0.00%	0.00	0.00
	June 2006	0	0	0.00%	0	0	0	0.00%	0.00	0.00
	May 2006	0	0	0.00%	0	0	0	0.00%	0.00	0.00
	April 2006	0	0	0.00%	0	0	124	0.00%	0.00	0.00
	March 2006	1	3	33.33%	0.4714	23	0	16.20%	0.80	(0.59)
	February 2006	0	0	0.00%	0	0	142	0.00%	0.00	0.00
	January 2006	2	12	16.67%	0.3727	14	0	10.22%	0.71	(0.59)

	December 2005	0	0	0.00%	0	0	137	0.00%	0.00	0.00
	November 2005	0	0	0.00%	0	0	0	0.00%	0.00	0.00
	October 2005	0	1	0.00%	0	10	0	8.77%	-0.31	(1.19)
	September 2005	2	2	100.00%	0	13	114	10.48%	4.10	0.55
	August 2005	0	0	0.00%	0	0	0	0.00%	0.00	0.00
MR-7D Repair Repeat Report Rate E911 Parity	July 2006	0	0	0.00%	0	0	0	0.00%	0.00	0.00
	June 2006	0	0	0.00%	0	0	0	0.00%	0.00	0.00
	May 2006	0	0	0.00%	0	0	0	0.00%	0.00	0.00
	April 2006	0	0	0.00%	0	0	0	0.00%	0.00	0.00
	March 2006	0	0	0.00%	0	0	0	0.00%	0.00	0.00
	February 2006	0	0	0.00%	0	0	0	0.00%	0.00	0.00
	January 2006	0	1	0.00%	0	0	0	0.00%	0.00	0.00
	December 2005	0	0	0.00%	0	0	6	0.00%	0.00	0.00
	November 2005	0	0	0.00%	0	0	0	0.00%	0.00	0.00
	October 2005	0	0	0.00%	0	0	0	0.00%	0.00	0.00
	September 2005	0	0	0.00%	0	0	0	0.00%	0.00	0.00
	August 2005	0	0	0.00%	0	0	0	0.00%	0.00	0.00
MR-7D Repair Repeat Report Rate Enhanced Extended Loops - DS0 Capable Diagnostic	July 2006	0	0	0.00%	0	0	0	0.00%	0.00	0.00
	June 2006	0	0	0.00%	0	0	0	0.00%	0.00	0.00
	May 2006	0	0	0.00%	0	0	0	0.00%	0.00	0.00
	April 2006	0	0	0.00%	0	0	0	0.00%	0.00	0.00
	March 2006	0	0	0.00%	0	0	0	0.00%	0.00	0.00
	February 2006	0	0	0.00%	0	0	0	0.00%	0.00	0.00
	January 2006	0	0	0.00%	0	0	0	0.00%	0.00	0.00
	December 2005	1	3	33.33%	0.4714	0	0	0.00%	0.00	0.00
	November 2005	0	0	0.00%	0	0	0	0.00%	0.00	0.00
	October 2005	0	0	0.00%	0	0	0	0.00%	0.00	0.00
	September 2005	0	0	0.00%	0	0	0	0.00%	0.00	0.00
	August 2005	0	0	0.00%	0	0	0	0.00%	0.00	0.00
MR-7D Repair Repeat Report Rate Enhanced Extended Loops - DS1 Capable Parity	July 2006	0	0	0.00%	0	0	0	0.00%	0.00	0.00
	June 2006	24	82	29.27%	0.455	13	136	9.56%	4.79	1.21
	May 2006	13	76	17.11%	0.3766	23	136	16.91%	0.04	(0.98)
	April 2006	9	45	20.00%	0.4	15	124	14.29%	0.92	(0.48)
	March 2006	8	57	14.04%	0.3474	23	105	16.20%	-0.37	(1.23)
	February 2006	4	50	8.00%	0.2713	20	142	15.04%	-1.19	(1.72)
	January 2006	8	66	12.12%	0.3264	14	133	10.22%	0.42	(0.75)
	December 2005	8	50	16.00%	0.3666	16	137	13.33%	0.47	(0.72)
	November 2005	7	56	12.50%	0.3307	24	120	18.32%	-0.94	(1.57)
	October 2005	6	51	11.76%	0.3222	10	131	8.77%	0.63	(0.64)
	September 2005	10	60	16.67%	0.3727	13	114	10.48%	1.28	(0.29)
	August 2005	13	73	17.81%	0.3826	22	138	15.94%	0.35	(0.79)
MR-7D Repair Repeat Report Rate Enhanced Extended Loops - DS3 Capable Diagnostic	July 2006	0	0	0.00%	0	0	0	0.00%	0.00	0.00
	June 2006	0	0	0.00%	0	0	0	0.00%	0.00	0.00
	May 2006	0	0	0.00%	0	0	0	0.00%	0.00	0.00
	April 2006	0	0	0.00%	0	0	0	0.00%	0.00	0.00
	March 2006	0	1	0.00%	0	0	0	0.00%	0.00	0.00
	February 2006	0	0	0.00%	0	0	0	0.00%	0.00	0.00
	January 2006	0	0	0.00%	0	0	0	0.00%	0.00	0.00
	December 2005	0	1	0.00%	0	0	0	0.00%	0.00	0.00
	November 2005	0	0	0.00%	0	0	0	0.00%	0.00	0.00
	October 2005	0	1	0.00%	0	0	0	0.00%	0.00	0.00
	September 2005	0	0	0.00%	0	0	0	0.00%	0.00	0.00
	August 2005	0	0	0.00%	0	0	0	0.00%	0.00	0.00

MR-7D Repair Repeat Report Rate LIS Trunk Parity	July 2006	0	0	0.00%	0	0	0	0.00%	0.00	0.00
	June 2006	0	4	0.00%	0	0	2	0.00%	0.00	0.00
	May 2006	0	5	0.00%	0	0	4	0.00%	0.00	0.00
	April 2006	0	2	0.00%	0	0	3	0.00%	0.00	0.00
	March 2006	0	5	0.00%	0	0	3	0.00%	0.00	0.00
	February 2006	1	10	10.00%	0.3	0	4	0.00%	0.00	(0.90)
	January 2006	0	11	0.00%	0	0	3	0.00%	0.00	0.00
	December 2005	0	8	0.00%	0	0	3	0.00%	0.00	0.00
	November 2005	0	8	0.00%	0	1	4	16.67%	-0.83	(1.50)
	October 2005	0	11	0.00%	0	1	6	5.26%	-0.62	(1.38)
	September 2005	1	9	11.11%	0.3143	0	19	0.00%	0.00	(0.88)
	August 2005	0	9	0.00%	0	0	10	0.00%	0.00	0.00
	July 2006	0	0	0.00%	0	0	0	0.00%	0.00	0.00
	MR-7D Repair Repeat Report Rate Qwest DSL Parity	July 2006	0	4	0.00%	0	445	4080	10.91%	-0.70
June 2006		0	7	0.00%	0	410	4067	10.08%	-0.89	(1.54)
April 2006		1	8	12.50%	0.3307	346	2964	10.67%	0.17	(0.85)
March 2006		0	3	0.00%	0	357	3243	9.50%	-0.56	(1.34)
February 2006		1	4	25.00%	0.433	630	3757	9.55%	1.05	(0.47)
January 2006		2	7	28.57%	0.4518	489	6600	12.51%	1.28	(0.31)
December 2005		0	4	0.00%	0	429	3909	11.72%	-0.73	(1.44)
November 2005		4	11	36.36%	0.481	471	3659	12.77%	2.34	0.20
October 2005		2	14	14.29%	0.3499	466	3687	11.09%	0.38	(0.74)
September 2005		0	10	0.00%	0	403	4201	13.60%	-1.25	(1.76)
August 2005		0	4	0.00%	0	561	4057	13.83%	-0.80	(1.49)
July 2006		0	0	0.00%	0	0	0	0.00%	0.00	0.00
June 2006		0	1	0.00%	0	0	4	0.00%	0.00	0.00
May 2006		0	0	0.00%	0	0	0	0.00%	0.00	0.00
April 2006	0	9	0.00%	0	0	1	0.00%	0.00	0.00	
March 2006	0	2	0.00%	0	0	0	0.00%	0.00	0.00	
February 2006	0	2	0.00%	0	0	5	0.00%	0.00	0.00	
January 2006	0	0	0.00%	0	0	2	0.00%	0.00	0.00	
December 2005	0	4	0.00%	0	0	0	0.00%	0.00	0.00	
November 2005	2	6	33.33%	0.4714	0	1	0.00%	0.00	(0.37)	
October 2005	0	2	0.00%	0	0	4	0.00%	0.00	0.00	
September 2005	0	1	0.00%	0	0	0	0.00%	0.00	0.00	
August 2005	0	1	0.00%	0	0	6	0.00%	0.00	0.00	
MR-7D Repair Repeat Report Rate UDIT Above DS1 Level Parity	July 2006	0	0	0.00%	0	0	0	0.00%	0.00	0.00
	June 2006	0	1	0.00%	0	13	136	9.56%	-0.32	(1.20)
	May 2006	0	0	0.00%	0	0	0	0.00%	0.00	0.00
	April 2006	0	0	0.00%	0	0	0	0.00%	0.00	0.00
	March 2006	0	2	0.00%	0	23	0	16.20%	-0.62	(1.38)
	February 2006	0	2	0.00%	0	20	142	15.04%	-0.59	(1.36)
	January 2006	0	0	0.00%	0	0	133	0.00%	0.00	0.00
	December 2005	0	0	0.00%	0	0	0	0.00%	0.00	0.00
	November 2005	0	0	0.00%	0	0	0	0.00%	0.00	0.00
	October 2005	0	0	0.00%	0	0	0	0.00%	0.00	0.00
	September 2005	0	0	0.00%	0	0	0	0.00%	0.00	0.00
	August 2005	0	4	0.00%	0	22	138	15.94%	-0.86	(1.52)
	July 2006	0	0	0.00%	0	0	0	0.00%	0.00	0.00
	June 2006	3	41	7.32%	0.2604	5	31	16.13%	-1.01	(1.61)
MR-7D Repair Repeat Report Rate Unbundled Loop - 2 Wire Non-Loaded Parity	May 2006	2	49	4.08%	0.1979	2	52	3.85%	0.06	(0.99)
	April 2006	4	40	10.00%	0.3	0	65	0.00%	0.00	0.12
	March 2006	0	42	0.00%	0	6	34	16.22%	-1.95	(2.19)

	February 2006	4	61	6.56%	0.2475	7	37	17.07%	-1.38	(1.84)
	January 2006	6	64	9.38%	0.2915	2	41	3.51%	1.75	(0.24)
	December 2005	5	56	8.93%	0.2852	1	57	2.56%	1.93	(0.28)
	November 2005	1	33	3.03%	0.1714	3	39	7.69%	-0.74	(1.45)
	October 2005	3	55	5.45%	0.2271	3	39	7.14%	-0.32	(1.19)
	September 2005	4	30	13.33%	0.3399	4	42	6.15%	1.35	(0.33)
	August 2005	5	35	14.29%	0.3499	15	87	17.24%	-0.39	(1.24)
MR-7D Repair Repeat Report Rate	July 2006	0	0	0.00%	0	0	0	0.00%	0.00	0.00
Unbundled Loop - ADSL Qualified Parity	June 2006	0	1	0.00%	0	445	4080	10.91%	-0.35	(1.21)
	May 2006	0	1	0.00%	0	410	4067	10.08%	-0.33	(1.20)
	April 2006	0	1	0.00%	0	346	2964	10.67%	-0.35	(1.21)
	March 2006	0	1	0.00%	0	357	3243	9.50%	-0.32	(1.20)
	February 2006	0	1	0.00%	0	630	3757	9.55%	-0.32	(1.20)
	January 2006	0	1	0.00%	0	489	6600	12.51%	-0.38	(1.23)
	December 2005	0	1	0.00%	0	429	3909	11.72%	-0.36	(1.22)
	November 2005	0	1	0.00%	0	471	3659	12.77%	-0.38	(1.23)
	October 2005	0	1	0.00%	0	466	3687	11.09%	-0.35	(1.21)
	September 2005	0	1	0.00%	0	403	4201	13.60%	-0.40	(1.24)
	August 2005	0	1	0.00%	0	561	4057	13.83%	-0.40	(1.24)
MR-7D Repair Repeat Report Rate	July 2006	0	0	0.00%	0	0	0	0.00%	0.00	0.00
Unbundled Loop - DS1 Capable Parity	June 2006	8	94	8.51%	0.279	13	136	9.56%	-0.27	(1.16)
	May 2006	11	93	11.83%	0.3229	23	136	16.91%	-1.01	(1.61)
	April 2006	18	79	22.78%	0.4194	15	124	14.29%	1.63	(0.11)
	March 2006	9	79	11.39%	0.3177	23	105	16.20%	-0.93	(1.56)
	February 2006	23	111	20.72%	0.4053	20	142	15.04%	1.24	(0.30)
	January 2006	22	139	15.83%	0.365	14	133	10.22%	1.54	(0.17)
	December 2005	13	83	15.66%	0.3634	16	137	13.33%	0.48	(0.72)
	November 2005	15	95	15.79%	0.3646	24	120	18.32%	-0.49	(1.30)
	October 2005	11	129	8.53%	0.2793	10	131	8.77%	-0.07	(1.04)
	September 2005	2	65	3.08%	0.1727	13	114	10.48%	-1.58	(1.96)
	August 2005	7	104	6.73%	0.2506	22	138	15.94%	-1.94	(2.18)
MR-7D Repair Repeat Report Rate	July 2006	0	0	0.00%	0	0	0	0.00%	0.00	0.00
Unbundled Loop - XDSLi Parity	June 2006	1	5	20.00%	0.4	1	3	33.33%	-0.39	(1.24)
	May 2006	0	2	0.00%	0	0	0	0.00%	0.00	0.00
	April 2006	0	3	0.00%	0	0	1	0.00%	0.00	0.00
	March 2006	0	2	0.00%	0	0	0	0.00%	0.00	0.00
	February 2006	0	0	0.00%	0	0	0	0.00%	0.00	0.00
	January 2006	0	0	0.00%	0	0	0	0.00%	0.00	0.00
	December 2005	0	1	0.00%	0	0	0	0.00%	0.00	0.00
	November 2005	0	2	0.00%	0	0	2	0.00%	0.00	0.00
	October 2005	0	1	0.00%	0	0	2	0.00%	0.00	0.00
	September 2005	1	3	33.33%	0.4714	1	2	100.00%	0.00	0.00
	August 2005	2	8	25.00%	0.433	0	3	0.00%	0.00	(0.58)
MR-7D Repair Repeat Report Rate	July 2006	0	0	0.00%	0	0	0	0.00%	0.00	0.00
Unbundled Loop Analog Parity	June 2006	12	214	5.61%	0.2301	1318	14094	9.35%	-1.87	(2.14)
	May 2006	11	191	5.76%	0.233	1315	13659	9.63%	-1.80	(2.09)
	April 2006	8	181	4.42%	0.2055	1059	13329	9.38%	-2.27	(2.38)
	March 2006	10	199	5.03%	0.2185	1249	11288	9.44%	-2.11	(2.29)
	February 2006	11	220	5.00%	0.2179	1469	13232	9.86%	-2.40	(2.46)
	January 2006	14	324	4.32%	0.2033	2103	14905	10.36%	-3.54	(3.15)
	December 2005	6	240	2.50%	0.1561	1577	20297	10.31%	-3.95	(3.40)
	November 2005	16	255	6.27%	0.2425	1355	15292	9.37%	-1.68	(2.02)
	October 2005	17	335	5.07%	0.2195	1394	14455	9.49%	-2.73	(2.66)

	September 2005	14	183	7.65%	0.2658	1391	14691	10.44%	-1.22	(1.74)
	August 2005	25	293	8.53%	0.2794	1503	15359	9.79%	-0.72	(1.43)
MR-7D Repair Repeat Report Rate	July 2006	0	0	0.00%	0	0	0	0.00%	0.00	0.00
Unbundled Loop ISDN Capable Parity	June 2006	1	9	11.11%	0.3143	5	31	16.13%	-0.36	(1.22)
	May 2006	1	12	8.33%	0.2764	2	52	3.85%	0.73	(0.66)
	April 2006	0	7	0.00%	0	0	65	0.00%	0.00	0.00
	March 2006	1	9	11.11%	0.3143	6	34	16.22%	-0.37	(1.23)
	February 2006	0	12	0.00%	0	7	37	17.07%	-1.38	(1.84)
	January 2006	0	21	0.00%	0	2	41	3.51%	-0.75	(1.45)
	December 2005	1	15	6.67%	0.2494	1	57	2.56%	0.85	(0.66)
	November 2005	0	20	0.00%	0	3	39	7.69%	-1.05	(1.64)
	October 2005	6	34	17.65%	0.3812	3	39	7.14%	1.77	(0.18)
	September 2005	0	6	0.00%	0	4	42	6.15%	-0.60	(1.36)
	August 2005	0	8	0.00%	0	15	87	17.24%	-1.24	(1.75)
MR-7E Repair Repeat Report Rate Dark	July 2006	0	0	0.00%	0	0	0	0.00%	0.00	0.00
Fiber - IOF Parity	June 2006	0	0	0.00%	0	0	0	0.00%	0.00	0.00
	May 2006	0	0	0.00%	0	0	0	0.00%	0.00	0.00
	April 2006	0	0	0.00%	0	0	0	0.00%	0.00	0.00
	March 2006	0	0	0.00%	0	0	0	0.00%	0.00	0.00
	February 2006	0	0	0.00%	0	0	0	0.00%	0.00	0.00
	January 2006	0	1	0.00%	0	0	0	0.00%	0.00	0.00
	December 2005	0	0	0.00%	0	0	0	0.00%	0.00	0.00
	November 2005	0	0	0.00%	0	0	0	0.00%	0.00	0.00
	October 2005	0	0	0.00%	0	0	0	0.00%	0.00	0.00
	September 2005	0	0	0.00%	0	0	0	0.00%	0.00	0.00
	August 2005	0	0	0.00%	0	0	0	0.00%	0.00	0.00
MR-7E Repair Repeat Report Rate Dark	July 2006	0	0	0.00%	0	0	0	0.00%	0.00	0.00
Fiber - Loop Parity	June 2006	0	1	0.00%	0	0	0	0.00%	0.00	0.00
	May 2006	0	0	0.00%	0	0	0	0.00%	0.00	0.00
	April 2006	0	0	0.00%	0	0	0	0.00%	0.00	0.00
	March 2006	0	0	0.00%	0	0	0	0.00%	0.00	0.00
	February 2006	0	0	0.00%	0	0	0	0.00%	0.00	0.00
	January 2006	0	0	0.00%	0	0	0	0.00%	0.00	0.00
	December 2005	0	0	0.00%	0	0	0	0.00%	0.00	0.00
	November 2005	0	0	0.00%	0	0	0	0.00%	0.00	0.00
	October 2005	0	0	0.00%	0	0	0	0.00%	0.00	0.00
	September 2005	0	0	0.00%	0	0	0	0.00%	0.00	0.00
	August 2005	0	0	0.00%	0	0	0	0.00%	0.00	0.00
MR-7E Repair Repeat Report Rate DS0	July 2006	0	0	0.00%	0	0	0	0.00%	0.00	0.00
Parity	June 2006	0	0	0.00%	0	0	0	0.00%	0.00	0.00
	May 2006	0	2	0.00%	0	22	131	16.79%	-0.63	(1.38)
	April 2006	0	0	0.00%	0	0	0	0.00%	0.00	0.00
	March 2006	0	2	0.00%	0	16	0	14.95%	-0.59	(1.36)
	February 2006	0	0	0.00%	0	0	107	0.00%	0.00	0.00
	January 2006	0	0	0.00%	0	0	0	0.00%	0.00	0.00
	December 2005	0	0	0.00%	0	0	0	0.00%	0.00	0.00
	November 2005	0	0	0.00%	0	0	0	0.00%	0.00	0.00
	October 2005	0	0	0.00%	0	0	0	0.00%	0.00	0.00
	September 2005	0	0	0.00%	0	0	0	0.00%	0.00	0.00
	August 2005	0	0	0.00%	0	0	0	0.00%	0.00	0.00
MR-7E Repair Repeat Report Rate DS1	July 2006	0	0	0.00%	0	0	0	0.00%	0.00	0.00
Parity	June 2006	0	0	0.00%	0	0	0	0.00%	0.00	0.00
	May 2006	0	0	0.00%	0	0	0	0.00%	0.00	0.00

	April 2006	0	1	0.00%	0	18	124	15.25%	-0.42	(1.26)
	March 2006	0	0	0.00%	0	0	118	0.00%	0.00	0.00
	February 2006	0	2	0.00%	0	16	0	11.27%	-0.50	(1.30)
	January 2006	1	6	16.67%	0.3727	11	142	7.75%	0.80	(0.58)
	December 2005	0	0	0.00%	0	0	142	0.00%	0.00	0.00
	November 2005	0	1	0.00%	0	22	0	15.83%	-0.43	(1.26)
	October 2005	0	1	0.00%	0	19	139	14.07%	-0.40	(1.25)
	September 2005	0	1	0.00%	0	12	135	9.68%	-0.33	(1.20)
	August 2005	1	1	100.00%	0	18	136	13.24%	2.55	(0.08)
MR-7E Repair Repeat Report Rate E911 Parity	July 2006	0	0	0.00%	0	0	0	0.00%	0.00	0.00
	June 2006	0	1	0.00%	0	0	5	0.00%	0.00	0.00
	May 2006	0	0	0.00%	0	0	0	0.00%	0.00	0.00
	April 2006	0	0	0.00%	0	0	0	0.00%	0.00	0.00
	March 2006	0	0	0.00%	0	0	0	0.00%	0.00	0.00
	February 2006	0	0	0.00%	0	0	0	0.00%	0.00	0.00
	January 2006	0	0	0.00%	0	0	0	0.00%	0.00	0.00
	December 2005	0	0	0.00%	0	0	0	0.00%	0.00	0.00
	November 2005	0	0	0.00%	0	0	0	0.00%	0.00	0.00
	October 2005	0	0	0.00%	0	0	0	0.00%	0.00	0.00
	September 2005	0	0	0.00%	0	0	0	0.00%	0.00	0.00
	August 2005	0	0	0.00%	0	0	0	0.00%	0.00	0.00
MR-7E Repair Repeat Report Rate Enhanced Extended Loops - DS0 Capable Diagnostic	July 2006	0	0	0.00%	0	0	0	0.00%	0.00	0.00
	June 2006	0	0	0.00%	0	0	0	0.00%	0.00	0.00
	May 2006	0	0	0.00%	0	0	0	0.00%	0.00	0.00
	April 2006	0	0	0.00%	0	0	0	0.00%	0.00	0.00
	March 2006	0	0	0.00%	0	0	0	0.00%	0.00	0.00
	February 2006	0	0	0.00%	0	0	0	0.00%	0.00	0.00
	January 2006	0	0	0.00%	0	0	0	0.00%	0.00	0.00
	December 2005	0	0	0.00%	0	0	0	0.00%	0.00	0.00
	November 2005	0	0	0.00%	0	0	0	0.00%	0.00	0.00
	October 2005	0	1	0.00%	0	0	0	0.00%	0.00	0.00
	September 2005	0	0	0.00%	0	0	0	0.00%	0.00	0.00
	August 2005	0	0	0.00%	0	0	0	0.00%	0.00	0.00
MR-7E Repair Repeat Report Rate Enhanced Extended Loops - DS1 Capable Parity	July 2006	0	0	0.00%	0	0	0	0.00%	0.00	0.00
	June 2006	2	9	22.22%	0.4157	15	128	11.72%	0.95	(0.47)
	May 2006	0	9	0.00%	0	12	134	8.96%	-0.91	(1.55)
	April 2006	0	9	0.00%	0	18	124	15.25%	-1.23	(1.75)
	March 2006	0	5	0.00%	0	22	118	18.64%	-1.05	(1.64)
	February 2006	0	6	0.00%	0	16	118	11.27%	-0.85	(1.52)
	January 2006	0	6	0.00%	0	11	142	7.75%	-0.70	(1.42)
	December 2005	0	10	0.00%	0	17	142	10.69%	-1.06	(1.65)
	November 2005	5	24	20.83%	0.4061	22	159	15.83%	0.62	(0.63)
	October 2005	0	9	0.00%	0	19	139	14.07%	-1.18	(1.71)
	September 2005	0	4	0.00%	0	12	135	9.68%	-0.64	(1.39)
	August 2005	2	16	12.50%	0.3307	18	136	13.24%	-0.08	(1.05)
MR-7E Repair Repeat Report Rate LIS Trunk Parity	July 2006	0	0	0.00%	0	0	0	0.00%	0.00	0.00
	June 2006	0	1	0.00%	0	0	1	0.00%	0.00	0.00
	May 2006	0	1	0.00%	0	0	1	0.00%	0.00	0.00
	April 2006	1	1	100.00%	0	0	2	0.00%	0.00	(0.24)
	March 2006	0	4	0.00%	0	0	3	0.00%	0.00	0.00
	February 2006	0	7	0.00%	0	0	1	0.00%	0.00	0.00
	January 2006	0	7	0.00%	0	0	1	0.00%	0.00	0.00
	December 2005	0	4	0.00%	0	0	0	0.00%	0.00	0.00

	November 2005	0	5	0.00%	0	0	3	0.00%	0.00	0.00
	October 2005	0	5	0.00%	0	0	1	0.00%	0.00	0.00
	September 2005	0	2	0.00%	0	0	12	0.00%	0.00	0.00
	August 2005	0	6	0.00%	0	0	6	0.00%	0.00	0.00
MR-7E Repair Repeat Report Rate Qwest DSL Parity	July 2006	0	0	0.00%	0	0	0	0.00%	0.00	0.00
	June 2006	0	1	0.00%	0	256	2121	12.07%	-0.37	(1.23)
	May 2006	0	1	0.00%	0	232	2077	11.17%	-0.35	(1.22)
	April 2006	0	0	0.00%	0	0	0	0.00%	0.00	0.00
	March 2006	0	1	0.00%	0	270	0	11.61%	-0.36	(1.22)
	February 2006	0	2	0.00%	0	465	2326	12.01%	-0.52	(1.32)
	January 2006	0	1	0.00%	0	312	3871	13.30%	-0.39	(1.24)
	December 2005	1	3	33.33%	0.4714	250	2346	11.60%	1.18	(0.43)
	November 2005	0	1	0.00%	0	247	2156	12.89%	-0.38	(1.23)
	October 2005	0	0	0.00%	0	0	1916	0.00%	0.00	0.00
	September 2005	0	0	0.00%	0	0	0	0.00%	0.00	0.00
	August 2005	0	2	0.00%	0	276	1725	16.00%	-0.62	(1.38)
MR-7E Repair Repeat Report Rate UDIT Above DS1 Level Parity	July 2006	0	0	0.00%	0	0	0	0.00%	0.00	0.00
	June 2006	0	0	0.00%	0	0	0	0.00%	0.00	0.00
	May 2006	0	0	0.00%	0	0	0	0.00%	0.00	0.00
	April 2006	0	1	0.00%	0	0	0	0.00%	0.00	0.00
	March 2006	0	0	0.00%	0	0	1	0.00%	0.00	0.00
	February 2006	0	0	0.00%	0	0	0	0.00%	0.00	0.00
	January 2006	0	0	0.00%	0	0	0	0.00%	0.00	0.00
	December 2005	0	0	0.00%	0	0	0	0.00%	0.00	0.00
	November 2005	1	2	50.00%	0.5	0	0	0.00%	0.00	(0.49)
	October 2005	0	0	0.00%	0	0	3	0.00%	0.00	0.00
	September 2005	0	0	0.00%	0	0	0	0.00%	0.00	0.00
	August 2005	0	0	0.00%	0	0	0	0.00%	0.00	0.00
MR-7E Repair Repeat Report Rate UDIT DS1 Parity	July 2006	0	0	0.00%	0	0	0	0.00%	0.00	0.00
	June 2006	0	0	0.00%	0	0	0	0.00%	0.00	0.00
	May 2006	0	0	0.00%	0	0	0	0.00%	0.00	0.00
	April 2006	0	0	0.00%	0	0	0	0.00%	0.00	0.00
	March 2006	0	0	0.00%	0	0	0	0.00%	0.00	0.00
	February 2006	0	2	0.00%	0	16	0	11.27%	-0.50	(1.30)
	January 2006	0	0	0.00%	0	0	142	0.00%	0.00	0.00
	December 2005	0	1	0.00%	0	17	0	10.69%	-0.34	(1.21)
	November 2005	0	0	0.00%	0	0	159	0.00%	0.00	0.00
	October 2005	0	0	0.00%	0	0	0	0.00%	0.00	0.00
	September 2005	0	0	0.00%	0	0	0	0.00%	0.00	0.00
	August 2005	0	1	0.00%	0	18	136	13.24%	-0.39	(1.24)
MR-7E Repair Repeat Report Rate Unbundled Loop - 2 Wire Non-Loaded Parity	July 2006	0	0	0.00%	0	0	0	0.00%	0.00	0.00
	June 2006	0	2	0.00%	0	1	5	20.00%	-0.60	(1.36)
	May 2006	0	5	0.00%	0	3	10	30.00%	-1.20	(1.73)
	April 2006	0	2	0.00%	0	0	9	0.00%	0.00	0.00
	March 2006	1	5	20.00%	0.4	0	4	0.00%	0.00	(0.63)
	February 2006	1	9	11.11%	0.3143	1	5	12.50%	-0.09	(1.05)
	January 2006	2	8	25.00%	0.433	3	8	17.65%	0.45	(0.78)
	December 2005	0	2	0.00%	0	0	17	0.00%	0.00	0.00
	November 2005	0	1	0.00%	0	0	6	0.00%	0.00	0.00
	October 2005	0	2	0.00%	0	1	5	11.11%	-0.45	(1.27)
	September 2005	0	1	0.00%	0	1	9	11.11%	-0.34	(1.20)
	August 2005	0	6	0.00%	0	0	5	0.00%	0.00	0.00
MR-7E Repair Repeat Report Rate	July 2006	0	0	0.00%	0	0	0	0.00%	0.00	0.00

Unbundled Loop - ADSL Qualified Parity	June 2006	0	1	0.00%	0	256	2121	12.07%	-0.37	(1.23)	
	May 2006	0	2	0.00%	0	232	2077	11.17%	-0.50	(1.30)	
	April 2006	0	0	0.00%	0	0	0	0.00%	0.00	0.00	
	March 2006	0	1	0.00%	0	270	0	11.61%	-0.36	(1.22)	
	February 2006	0	0	0.00%	0	0	2326	0.00%	0.00	0.00	
	January 2006	0	0	0.00%	0	0	0	0.00%	0.00	0.00	
	December 2005	0	0	0.00%	0	0	0	0.00%	0.00	0.00	
	November 2005	0	2	0.00%	0	247	0	12.89%	-0.54	(1.33)	
	October 2005	0	1	0.00%	0	210	1916	12.87%	-0.38	(1.23)	
	September 2005	0	0	0.00%	0	0	1632	0.00%	0.00	0.00	
	August 2005	0	0	0.00%	0	0	0	0.00%	0.00	0.00	
	MR-7E Repair Repeat Report Rate	July 2006	0	0	0.00%	0	0	0	0.00%	0.00	0.00
	Unbundled Loop - DS1 Capable Parity	June 2006	0	10	0.00%	0	15	128	11.72%	-1.11	(1.67)
May 2006		5	23	21.74%	0.4125	12	134	8.96%	1.98	0.02	
April 2006		3	16	18.75%	0.3903	18	124	15.25%	0.36	(0.77)	
March 2006		2	19	10.53%	0.3069	22	118	18.64%	-0.84	(1.51)	
February 2006		2	11	18.18%	0.3857	16	118	11.27%	0.70	(0.59)	
January 2006		0	11	0.00%	0	11	142	7.75%	-0.93	(1.56)	
December 2005		0	14	0.00%	0	17	142	10.69%	-1.24	(1.75)	
November 2005		0	13	0.00%	0	22	159	15.83%	-1.50	(1.91)	
October 2005		0	14	0.00%	0	19	139	14.07%	-1.44	(1.88)	
September 2005		0	6	0.00%	0	12	135	9.68%	-0.78	(1.48)	
August 2005		2	12	16.67%	0.3727	18	136	13.24%	0.34	(0.78)	
MR-7E Repair Repeat Report Rate		July 2006	0	0	0.00%	0	0	0	0.00%	0.00	0.00
Unbundled Loop - XDSLi Parity		June 2006	0	1	0.00%	0	2	2	100.00%	0.00	0.00
	May 2006	0	0	0.00%	0	0	0	0.00%	0.00	0.00	
	April 2006	0	0	0.00%	0	0	0	0.00%	0.00	0.00	
	March 2006	0	0	0.00%	0	0	0	0.00%	0.00	0.00	
	February 2006	0	0	0.00%	0	0	0	0.00%	0.00	0.00	
	January 2006	0	0	0.00%	0	0	0	0.00%	0.00	0.00	
	December 2005	0	0	0.00%	0	0	0	0.00%	0.00	0.00	
	November 2005	0	0	0.00%	0	0	0	0.00%	0.00	0.00	
	October 2005	0	0	0.00%	0	0	0	0.00%	0.00	0.00	
	September 2005	0	0	0.00%	0	0	0	0.00%	0.00	0.00	
	August 2005	0	0	0.00%	0	0	0	0.00%	0.00	0.00	
	MR-7E Repair Repeat Report Rate	July 2006	0	0	0.00%	0	0	0	0.00%	0.00	0.00
	Unbundled Loop Analog Parity	June 2006	0	33	0.00%	0	340	3705	9.18%	-1.82	(2.11)
May 2006		2	24	8.33%	0.2764	401	4037	9.93%	-0.26	(1.16)	
April 2006		1	26	3.85%	0.1923	382	3074	12.22%	-1.30	(1.79)	
March 2006		4	25	16.00%	0.3666	318	3125	10.11%	0.97	(0.42)	
February 2006		1	41	2.44%	0.1543	376	3144	9.88%	-1.59	(1.97)	
January 2006		6	53	11.32%	0.3168	739	3805	12.79%	-0.32	(1.19)	
December 2005		5	38	13.16%	0.338	425	5776	9.98%	0.65	(0.59)	
November 2005		4	44	9.09%	0.2875	458	4260	12.18%	-0.62	(1.38)	
October 2005		1	31	3.23%	0.1767	440	3760	11.28%	-1.41	(1.86)	
September 2005		3	37	8.11%	0.273	321	3902	10.44%	-0.46	(1.28)	
August 2005		2	32	6.25%	0.2421	509	3903	13.04%	-1.14	(1.69)	
MR-7E Repair Repeat Report Rate		July 2006	0	0	0.00%	0	0	0	0.00%	0.00	0.00
Unbundled Loop ISDN Capable Parity		June 2006	3	11	27.27%	0.4454	1	5	20.00%	0.34	(0.93)
	May 2006	0	10	0.00%	0	3	10	30.00%	-1.46	(1.89)	
	April 2006	1	3	33.33%	0.4714	0	9	0.00%	0.00	(0.53)	
	March 2006	2	6	33.33%	0.4714	0	4	0.00%	0.00	(0.27)	
	February 2006	0	5	0.00%	0	1	5	12.50%	-0.66	(1.40)	

	August 2005	4	836	0.48%	0.069	175	47230	0.37%	0.51	(0.69)
MR-8 Trouble Rate Dark Fiber - IOF	July 2006	1	39	2.56%	0.1581	0	0	0.00%	0.00	0.00
Diagnostic	June 2006	0	39	0.00%	0	0	0	0.00%	0.00	0.00
	May 2006	2	39	5.13%	0.2206	0	0	0.00%	0.00	0.00
	April 2006	0	36	0.00%	0	0	0	0.00%	0.00	0.00
	March 2006	0	35	0.00%	0	0	0	0.00%	0.00	0.00
	February 2006	0	39	0.00%	0	0	0	0.00%	0.00	0.00
	January 2006	1	37	2.70%	0.1622	0	0	0.00%	0.00	0.00
	December 2005	0	37	0.00%	0	0	0	0.00%	0.00	0.00
	November 2005	0	36	0.00%	0	0	0	0.00%	0.00	0.00
	October 2005	0	36	0.00%	0	0	0	0.00%	0.00	0.00
	September 2005	0	36	0.00%	0	0	0	0.00%	0.00	0.00
	August 2005	1	36	2.78%	0.1643	0	0	0.00%	0.00	0.00
MR-8 Trouble Rate Dark Fiber - Loop	July 2006	0	29	0.00%	0	0	0	0.00%	0.00	0.00
Diagnostic	June 2006	1	30	3.33%	0.1795	0	0	0.00%	0.00	0.00
	May 2006	0	30	0.00%	0	0	0	0.00%	0.00	0.00
	April 2006	0	30	0.00%	0	0	0	0.00%	0.00	0.00
	March 2006	0	30	0.00%	0	0	0	0.00%	0.00	0.00
	February 2006	1	36	2.78%	0.1643	0	0	0.00%	0.00	0.00
	January 2006	0	36	0.00%	0	0	0	0.00%	0.00	0.00
	December 2005	0	35	0.00%	0	0	0	0.00%	0.00	0.00
	November 2005	0	35	0.00%	0	0	0	0.00%	0.00	0.00
	October 2005	0	35	0.00%	0	0	0	0.00%	0.00	0.00
	September 2005	0	33	0.00%	0	0	0	0.00%	0.00	0.00
	August 2005	0	33	0.00%	0	0	0	0.00%	0.00	0.00
MR-8 Trouble Rate DS0 Parity	July 2006	0	584	0.00%	0	240	140159	0.17%	-1.00	(1.61)
	June 2006	0	588	0.00%	0	262	138008	0.19%	-1.06	(1.64)
	May 2006	2	611	0.33%	0.0571	283	139375	0.20%	0.68	(0.59)
	April 2006	0	611	0.00%	0	225	135150	0.16%	-0.99	(1.60)
	March 2006	2	610	0.33%	0.0572	277	139542	0.20%	0.72	(0.56)
	February 2006	0	612	0.00%	0	340	139479	0.25%	-1.24	(1.75)
	January 2006	0	612	0.00%	0	367	134792	0.28%	-1.30	(1.79)
	December 2005	0	608	0.00%	0	340	133340	0.25%	-1.24	(1.75)
	November 2005	1	608	0.16%	0.0405	285	133894	0.21%	-0.24	(1.15)
	October 2005	0	609	0.00%	0	277	136275	0.20%	-1.12	(1.68)
	September 2005	1	673	0.15%	0.0385	248	135340	0.18%	-0.21	(1.13)
	August 2005	0	692	0.00%	0	314	130815	0.24%	-1.29	(1.78)
MR-8 Trouble Rate DS1 Parity	July 2006	0	39	0.00%	0	264	13440	1.96%	-0.88	(1.54)
	June 2006	0	42	0.00%	0	264	13457	1.96%	-0.92	(1.56)
	May 2006	0	48	0.00%	0	270	13451	2.01%	-0.99	(1.60)
	April 2006	1	47	2.13%	0.1443	223	14579	1.66%	0.25	(0.80)
	March 2006	3	48	6.25%	0.2421	260	13422	1.95%	2.15	0.07
	February 2006	2	49	4.08%	0.1979	278	13351	1.90%	1.12	(0.37)
	January 2006	0	51	0.00%	0	277	14640	1.90%	-0.99	(1.60)
	December 2005	0	47	0.00%	0	279	14612	1.91%	-0.96	(1.58)
	November 2005	1	49	2.04%	0.1414	270	14588	1.85%	0.10	(0.88)
	October 2005	2	49	4.08%	0.1979	249	14591	1.71%	1.28	(0.31)
	September 2005	3	64	4.69%	0.2114	248	14573	1.70%	1.84	(0.05)
	August 2005	1	147	0.68%	0.0822	274	14887	1.84%	-1.04	(1.63)
MR-8 Trouble Rate DS3 Parity	July 2006	0	3	0.00%	0	6	1385	0.43%	-0.11	(1.07)
	June 2006	0	4	0.00%	0	6	1391	0.43%	-0.13	(1.08)
	May 2006	0	4	0.00%	0	3	1358	0.22%	-0.09	(1.06)
	April 2006	0	4	0.00%	0	1	1354	0.07%	-0.05	(1.03)

	March 2006	0	4	0.00%	0	6	1358	0.44%	-0.13	(1.08)
	February 2006	0	4	0.00%	0	3	1367	0.22%	-0.09	(1.06)
	January 2006	0	4	0.00%	0	6	1359	0.44%	-0.13	(1.08)
	December 2005	0	5	0.00%	0	3	1367	0.22%	-0.11	(1.06)
	November 2005	0	6	0.00%	0	7	1352	0.52%	-0.18	(1.11)
	October 2005	0	6	0.00%	0	1	1343	0.07%	-0.07	(1.04)
	September 2005	0	6	0.00%	0	3	1349	0.22%	-0.12	(1.07)
	August 2005	0	7	0.00%	0	8	1370	0.58%	-0.20	(1.12)
MR-8 Trouble Rate E911 Parity	July 2006	0	757	0.00%	0	3	2736	0.11%	-0.81	(1.49)
	June 2006	1	749	0.13%	0.0365	8	2768	0.29%	-0.70	(1.43)
	May 2006	0	747	0.00%	0	2	2781	0.07%	-0.65	(1.40)
	April 2006	0	767	0.00%	0	0	2780	0.00%	0.00	0.00
	March 2006	0	757	0.00%	0	3	2832	0.10%	-0.78	(1.48)
	February 2006	0	767	0.00%	0	0	2948	0.00%	0.00	0.00
	January 2006	1	774	0.13%	0.0359	7	3007	0.23%	-0.54	(1.33)
	December 2005	0	749	0.00%	0	1	2980	0.03%	-0.45	(1.27)
	November 2005	0	788	0.00%	0	0	2982	0.00%	0.00	0.00
	October 2005	0	775	0.00%	0	1	2899	0.04%	-0.46	(1.28)
	September 2005	0	771	0.00%	0	0	2846	0.00%	0.00	0.00
	August 2005	0	745	0.00%	0	2	2765	0.07%	-0.65	(1.40)
MR-8 Trouble Rate Enhanced Extended	July 2006	1	33	3.03%	0.1714	0	0	0.00%	0.00	0.00
Loops - DS0 Capable Diagnostic	June 2006	0	30	0.00%	0	0	0	0.00%	0.00	0.00
	May 2006	0	30	0.00%	0	0	0	0.00%	0.00	0.00
	April 2006	0	30	0.00%	0	0	0	0.00%	0.00	0.00
	March 2006	0	29	0.00%	0	0	0	0.00%	0.00	0.00
	February 2006	0	29	0.00%	0	0	0	0.00%	0.00	0.00
	January 2006	0	29	0.00%	0	0	0	0.00%	0.00	0.00
	December 2005	3	29	10.34%	0.3045	0	0	0.00%	0.00	0.00
	November 2005	0	29	0.00%	0	0	0	0.00%	0.00	0.00
	October 2005	1	27	3.70%	0.1889	0	0	0.00%	0.00	0.00
	September 2005	0	27	0.00%	0	0	0	0.00%	0.00	0.00
	August 2005	0	25	0.00%	0	0	0	0.00%	0.00	0.00
MR-8 Trouble Rate Enhanced Extended	July 2006	80	3575	2.24%	0.1479	264	13440	1.96%	1.05	(0.36)
Loops - DS1 Capable Parity	June 2006	93	3519	2.64%	0.1604	264	13457	1.96%	2.59	0.58
	May 2006	85	3463	2.45%	0.1547	270	13451	2.01%	1.67	0.02
	April 2006	55	3400	1.62%	0.1262	223	14579	1.66%	-0.18	(1.11)
	March 2006	62	3372	1.84%	0.1343	260	13422	1.95%	-0.41	(1.25)
	February 2006	57	3347	1.70%	0.1294	278	13351	1.90%	-0.75	(1.46)
	January 2006	89	3343	2.66%	0.161	277	14640	1.90%	2.93	0.78
	December 2005	60	3307	1.81%	0.1335	279	14612	1.91%	-0.37	(1.23)
	November 2005	80	3299	2.42%	0.1538	270	14588	1.85%	2.21	0.34
	October 2005	62	3254	1.91%	0.1367	249	14591	1.71%	0.78	(0.52)
	September 2005	64	3208	2.00%	0.1398	248	14573	1.70%	1.17	(0.29)
	August 2005	89	2972	2.99%	0.1704	274	14887	1.84%	4.27	1.60
MR-8 Trouble Rate Enhanced Extended	July 2006	0	62	0.00%	0	0	0	0.00%	0.00	0.00
Loops - DS3 Capable Diagnostic	June 2006	0	63	0.00%	0	0	0	0.00%	0.00	0.00
	May 2006	0	66	0.00%	0	0	0	0.00%	0.00	0.00
	April 2006	0	66	0.00%	0	0	0	0.00%	0.00	0.00
	March 2006	1	65	1.54%	0.1231	0	0	0.00%	0.00	0.00
	February 2006	0	62	0.00%	0	0	0	0.00%	0.00	0.00
	January 2006	0	62	0.00%	0	0	0	0.00%	0.00	0.00
	December 2005	1	59	1.69%	0.1291	0	0	0.00%	0.00	0.00
	November 2005	0	57	0.00%	0	0	0	0.00%	0.00	0.00

	October 2005	1	57	1.75%	0.1313	0	0	0.00%	0.00	0.00
	September 2005	0	55	0.00%	0	0	0	0.00%	0.00	0.00
	August 2005	0	55	0.00%	0	0	0	0.00%	0.00	0.00
MR-8 Trouble Rate Frame Relay Parity	July 2006	0	5	0.00%	0	53	6085	0.87%	-0.21	(1.13)
	June 2006	0	6	0.00%	0	44	6113	0.72%	-0.21	(1.13)
	May 2006	0	6	0.00%	0	55	6121	0.90%	-0.23	(1.14)
	April 2006	0	6	0.00%	0	39	6543	0.65%	-0.20	(1.12)
	March 2006	0	8	0.00%	0	46	5998	0.75%	-0.25	(1.15)
	February 2006	0	8	0.00%	0	43	6133	0.70%	-0.24	(1.14)
	January 2006	0	9	0.00%	0	45	6173	0.73%	-0.26	(1.16)
	December 2005	0	9	0.00%	0	36	6177	0.58%	-0.23	(1.14)
	November 2005	0	10	0.00%	0	49	6231	0.77%	-0.28	(1.17)
	October 2005	0	10	0.00%	0	45	6330	0.70%	-0.27	(1.16)
	September 2005	0	10	0.00%	0	48	6416	0.73%	-0.27	(1.17)
	August 2005	0	7	0.00%	0	70	6560	1.07%	-0.27	(1.17)
MR-8 Trouble Rate ISDN Primary Parity	July 2006	0	74	0.00%	0	44	69379	0.06%	-0.22	(1.13)
	June 2006	0	74	0.00%	0	37	68056	0.05%	-0.20	(1.12)
	May 2006	0	74	0.00%	0	44	67721	0.06%	-0.22	(1.13)
	April 2006	0	74	0.00%	0	37	61518	0.06%	-0.20	(1.12)
	March 2006	0	74	0.00%	0	49	66779	0.07%	-0.23	(1.14)
	February 2006	0	74	0.00%	0	30	65984	0.05%	-0.19	(1.11)
	January 2006	0	74	0.00%	0	38	63775	0.06%	-0.21	(1.13)
	December 2005	0	84	0.00%	0	32	62529	0.05%	-0.21	(1.13)
	November 2005	0	84	0.00%	0	26	62097	0.04%	-0.19	(1.11)
	October 2005	0	84	0.00%	0	36	61324	0.06%	-0.22	(1.14)
	September 2005	0	144	0.00%	0	43	61235	0.07%	-0.32	(1.19)
	August 2005	0	144	0.00%	0	32	60837	0.05%	-0.27	(1.17)
MR-8 Trouble Rate Line Sharing Parity	July 2006	2	4479	0.04%	0.0211	17367	1658294	1.05%	-6.58	(5.00)
	June 2006	6	4641	0.13%	0.0359	17799	1672447	1.06%	-6.20	(4.77)
	May 2006	13	4806	0.27%	0.0519	17696	1683822	1.05%	-5.30	(4.22)
	April 2006	4	4977	0.08%	0.0283	14413	1738762	0.85%	-5.91	(4.59)
	March 2006	6	5134	0.12%	0.0342	16376	1692560	0.96%	-6.19	(4.76)
	February 2006	5	5308	0.09%	0.0307	18710	1703722	1.09%	-6.99	(5.25)
	January 2006	5	5460	0.09%	0.0302	26073	1710373	1.52%	-8.61	(6.23)
	December 2005	4	5618	0.07%	0.0267	19552	1717080	1.13%	-7.51	(5.57)
	November 2005	4	5846	0.07%	0.0261	18215	1723797	1.05%	-7.36	(5.48)
	October 2005	1	6069	0.02%	0.0128	18593	1730582	1.07%	-7.97	(5.85)
	September 2005	6	6293	0.10%	0.0309	16404	1734689	0.94%	-6.95	(5.22)
	August 2005	0	6569	0.00%	0	19262	1740794	1.11%	-8.56	(6.20)
MR-8 Trouble Rate Line Splitting Parity	July 2006	4	573	0.70%	0.0833	6418	260499	2.46%	-2.72	(2.66)
	June 2006	8	593	1.35%	0.1154	6172	256044	2.41%	-1.68	(2.02)
	May 2006	8	608	1.32%	0.114	6122	251436	2.43%	-1.79	(2.09)
	April 2006	8	606	1.32%	0.1141	4888	201225	1.98%	-1.17	(1.71)
	March 2006	3	611	0.49%	0.0699	6084	246799	2.53%	-3.21	(2.95)
	February 2006	10	602	1.66%	0.1278	10471	240187	4.49%	-3.35	(3.04)
	January 2006	7	616	1.14%	0.106	6257	233029	2.78%	-2.47	(2.50)
	December 2005	8	630	1.27%	0.112	5815	225398	2.66%	-2.17	(2.32)
	November 2005	14	640	2.19%	0.1463	5603	218439	2.63%	-0.70	(1.43)
	October 2005	13	643	2.02%	0.1407	5833	212889	2.80%	-1.19	(1.72)
	September 2005	6	654	0.92%	0.0953	4956	208432	2.46%	-2.55	(2.55)
	August 2005	5	691	0.72%	0.0848	5785	194762	2.97%	-3.47	(3.11)
MR-8 Trouble Rate LIS Trunk Parity	July 2006	8	168053	0.00%	0.0069	1	127988	0.00%	3.84	1.33
	June 2006	5	168775	0.00%	0.0054	3	127412	0.00%	0.34	(0.79)

	May 2006	6	170414	0.00%	0.0059	5	126392	0.00%	-0.19	(1.11)
	April 2006	3	172401	0.00%	0.0042	6	122277	0.00%	-1.19	(1.72)
	March 2006	9	172399	0.01%	0.0072	5	125432	0.00%	0.52	(0.68)
	February 2006	17	170959	0.01%	0.01	4	124976	0.00%	3.18	0.93
	January 2006	18	169665	0.01%	0.0103	3	124340	0.00%	4.47	1.72
	December 2005	12	170361	0.01%	0.0084	7	124420	0.01%	0.49	(0.70)
	November 2005	13	168861	0.01%	0.0088	7	123700	0.01%	0.73	(0.55)
	October 2005	16	167229	0.01%	0.0098	31	124084	0.03%	-2.63	(2.60)
	September 2005	11	164613	0.01%	0.0082	5	122821	0.00%	1.07	(0.35)
	August 2005	15	165764	0.01%	0.0095	16	123081	0.01%	-0.92	(1.56)
MR-8 Trouble Rate PBX Parity	July 2006	1	576	0.17%	0.0416	38	54978	0.07%	0.95	(0.42)
	June 2006	0	572	0.00%	0	52	55767	0.09%	-0.73	(1.44)
	May 2006	1	592	0.17%	0.0411	38	56340	0.07%	0.95	(0.42)
	April 2006	7	585	1.20%	0.1087	38	60557	0.07%	10.53	5.40
	March 2006	1	572	0.17%	0.0418	45	56932	0.08%	0.82	(0.50)
	February 2006	0	567	0.00%	0	53	57386	0.09%	-0.72	(1.44)
	January 2006	2	568	0.35%	0.0592	65	57778	0.11%	1.72	0.04
	December 2005	0	631	0.00%	0	58	58506	0.10%	-0.78	(1.48)
	November 2005	1	655	0.15%	0.039	58	59054	0.10%	0.45	(0.73)
	October 2005	2	652	0.31%	0.0553	68	59372	0.11%	1.46	(0.11)
	September 2005	2	724	0.28%	0.0525	51	59867	0.08%	1.77	0.08
	August 2005	1	786	0.13%	0.0356	76	61261	0.12%	0.03	(0.98)
MR-8 Trouble Rate Qwest DSL Parity	July 2006	5	65	7.69%	0.2665	6418	260499	2.46%	2.72	0.34
	June 2006	5	65	7.69%	0.2665	6172	256044	2.41%	2.78	0.36
	May 2006	8	68	11.76%	0.3222	6122	251436	2.43%	4.99	1.21
	April 2006	8	70	11.43%	0.3182	4888	201225	1.98%	5.67	1.40
	March 2006	3	71	4.23%	0.2012	6084	246799	2.53%	0.91	(0.46)
	February 2006	6	80	7.50%	0.2634	10471	240187	4.49%	1.30	(0.25)
	January 2006	6	1713	0.35%	0.0591	6257	233029	2.78%	-6.09	(4.70)
	December 2005	7	1654	0.42%	0.0649	5815	225398	2.66%	-5.64	(4.43)
	November 2005	12	1577	0.76%	0.0869	5603	218439	2.63%	-4.62	(3.81)
	October 2005	14	1536	0.91%	0.095	5833	212889	2.80%	-4.47	(3.72)
	September 2005	5	1509	0.33%	0.0575	4956	208432	2.46%	-5.32	(4.24)
	August 2005	3	1447	0.21%	0.0455	5785	194762	2.97%	-6.17	(4.75)
MR-8 Trouble Rate Residence Parity	July 2006	46	2512	1.83%	0.1341	15434	1327725	1.16%	3.12	0.90
	June 2006	63	2364	2.66%	0.1611	15681	1342482	1.17%	6.77	3.11
	May 2006	77	2527	3.05%	0.1719	15619	1354279	1.15%	8.91	4.42
	April 2006	63	2502	2.52%	0.1567	12739	1412057	0.93%	8.23	4.00
	March 2006	57	2581	2.21%	0.147	14415	1363520	1.05%	5.78	2.51
	February 2006	66	2633	2.51%	0.1563	16655	1375065	1.20%	6.12	2.72
	January 2006	80	2586	3.09%	0.1731	23213	1382675	1.67%	5.64	2.43
	December 2005	63	2631	2.39%	0.1529	17574	1389584	1.26%	5.22	2.17
	November 2005	79	2816	2.81%	0.1651	16115	1396028	1.15%	8.24	4.01
	October 2005	98	2797	3.50%	0.1839	16472	1402954	1.17%	11.47	5.97
	September 2005	86	2877	2.99%	0.1703	14544	1407853	1.03%	10.40	5.32
	August 2005	96	2842	3.38%	0.1807	17109	1414507	1.21%	10.56	5.42
MR-8 Trouble Rate Sub-Loop Unbundling Diagnostic	July 2006	0	18	0.00%	0	0	0	0.00%	0.00	0.00
	June 2006	0	20	0.00%	0	0	0	0.00%	0.00	0.00
	May 2006	0	20	0.00%	0	0	0	0.00%	0.00	0.00
	April 2006	0	14	0.00%	0	0	0	0.00%	0.00	0.00
	March 2006	0	14	0.00%	0	0	0	0.00%	0.00	0.00
	February 2006	0	14	0.00%	0	0	0	0.00%	0.00	0.00
	January 2006	0	14	0.00%	0	0	0	0.00%	0.00	0.00

	December 2005	0	14	0.00%	0	0	0	0.00%	0.00	0.00
	November 2005	0	15	0.00%	0	0	0	0.00%	0.00	0.00
	October 2005	0	15	0.00%	0	0	0	0.00%	0.00	0.00
	September 2005	0	15	0.00%	0	0	0	0.00%	0.00	0.00
	August 2005	0	15	0.00%	0	0	0	0.00%	0.00	0.00
MR-8 Trouble Rate UDIT Above DS1 Level Parity	July 2006	1	161	0.62%	0.0786	6	1385	0.43%	0.34	(0.79)
	June 2006	1	162	0.62%	0.0783	6	1391	0.43%	0.34	(0.79)
	May 2006	0	192	0.00%	0	3	1358	0.22%	-0.61	(1.37)
	April 2006	10	196	5.10%	0.22	1	1354	0.07%	24.26	2.20
	March 2006	2	205	0.98%	0.0983	6	1358	0.44%	1.08	(0.43)
	February 2006	2	199	1.01%	0.0997	3	1367	0.22%	2.20	(0.08)
	January 2006	0	192	0.00%	0	6	1359	0.44%	-0.86	(1.52)
	December 2005	4	193	2.07%	0.1425	3	1367	0.22%	5.11	0.65
	November 2005	8	192	4.17%	0.1998	7	1352	0.52%	6.56	1.25
	October 2005	2	186	1.08%	0.1031	1	1343	0.07%	4.70	0.28
	September 2005	1	187	0.53%	0.0729	3	1349	0.22%	0.85	(0.58)
	August 2005	1	188	0.53%	0.0727	8	1370	0.58%	-0.09	(1.05)
MR-8 Trouble Rate UDIT DS1 Parity	July 2006	0	169	0.00%	0	264	13440	1.96%	-1.83	(2.11)
	June 2006	1	169	0.59%	0.0767	264	13457	1.96%	-1.28	(1.78)
	May 2006	0	177	0.00%	0	270	13451	2.01%	-1.89	(2.15)
	April 2006	0	175	0.00%	0	223	14579	1.66%	-1.71	(2.04)
	March 2006	2	174	1.15%	0.1066	260	13422	1.95%	-0.76	(1.46)
	February 2006	4	178	2.25%	0.1482	278	13351	1.90%	0.34	(0.76)
	January 2006	0	178	0.00%	0	277	14640	1.90%	-1.84	(2.12)
	December 2005	1	181	0.55%	0.0741	279	14612	1.91%	-1.33	(1.81)
	November 2005	0	179	0.00%	0	270	14588	1.85%	-1.83	(2.11)
	October 2005	0	179	0.00%	0	249	14591	1.71%	-1.75	(2.07)
	September 2005	0	176	0.00%	0	248	14573	1.70%	-1.73	(2.05)
	August 2005	5	184	2.72%	0.1626	274	14887	1.84%	0.88	(0.46)
MR-8 Trouble Rate Unbundled Loop - 2 Wire Non-Loaded Parity	July 2006	69	11251	0.61%	0.0781	38	6904	0.55%	0.56	(0.66)
	June 2006	43	10906	0.39%	0.0627	36	6989	0.52%	-1.10	(1.67)
	May 2006	54	10570	0.51%	0.0713	62	7052	0.88%	-2.57	(2.56)
	April 2006	42	10402	0.40%	0.0634	38	7775	0.53%	-1.16	(1.70)
	March 2006	47	10181	0.46%	0.0678	42	7122	0.58%	-1.03	(1.63)
	February 2006	69	9887	0.70%	0.0832	48	7211	0.66%	0.32	(0.81)
	January 2006	71	9584	0.74%	0.0858	74	7290	1.00%	-1.70	(2.03)
	December 2005	56	9361	0.60%	0.0771	45	7373	0.60%	-0.02	(1.01)
	November 2005	33	9299	0.35%	0.0595	44	7493	0.58%	-1.92	(2.17)
	October 2005	57	9150	0.62%	0.0787	51	7586	0.66%	-0.30	(1.18)
	September 2005	31	8763	0.35%	0.0594	74	7727	0.95%	-3.95	(3.40)
	August 2005	41	2803	1.46%	0.1201	92	7824	1.18%	1.21	(0.27)
MR-8 Trouble Rate Unbundled Loop - 4 Wire Non-Loaded Parity	July 2006	1	168	0.60%	0.0769	264	13440	1.96%	-1.27	(1.77)
	June 2006	0	169	0.00%	0	264	13457	1.96%	-1.83	(2.11)
	May 2006	0	169	0.00%	0	270	13451	2.01%	-1.85	(2.12)
	April 2006	0	170	0.00%	0	223	14579	1.66%	-1.68	(2.02)
	March 2006	0	171	0.00%	0	260	13422	1.95%	-1.83	(2.11)
	February 2006	0	174	0.00%	0	278	13351	1.90%	-1.82	(2.11)
	January 2006	0	178	0.00%	0	277	14640	1.90%	-1.84	(2.12)
	December 2005	0	182	0.00%	0	279	14612	1.91%	-1.87	(2.14)
	November 2005	0	185	0.00%	0	270	14588	1.85%	-1.86	(2.13)
	October 2005	0	186	0.00%	0	249	14591	1.71%	-1.79	(2.09)
	September 2005	0	187	0.00%	0	248	14573	1.70%	-1.79	(2.09)
	August 2005	0	188	0.00%	0	274	14887	1.84%	-1.87	(2.13)

MR-8 Trouble Rate Unbundled Loop - ADSL Qualified Parity	July 2006	2	651	0.31%	0.0553	6418	260499	2.46%	-3.55	(3.16)	
	June 2006	0	223	0.00%	0	6172	256044	2.41%	-2.35	(2.43)	
	May 2006	3	226	1.33%	0.1144	6122	251436	2.43%	-1.08	(1.66)	
	April 2006	1	231	0.43%	0.0657	4888	201225	1.98%	-1.69	(2.03)	
	March 2006	2	236	0.85%	0.0917	6084	246799	2.53%	-1.65	(2.00)	
	February 2006	1	241	0.41%	0.0643	10471	240187	4.49%	-3.05	(2.86)	
	January 2006	1	245	0.41%	0.0638	6257	233029	2.78%	-2.25	(2.37)	
	December 2005	1	249	0.40%	0.0632	5815	225398	2.66%	-2.21	(2.35)	
	November 2005	3	253	1.19%	0.1082	5603	218439	2.63%	-1.44	(1.87)	
	October 2005	2	258	0.78%	0.0877	5833	212889	2.80%	-1.97	(2.20)	
	September 2005	1	267	0.37%	0.0611	4956	208432	2.46%	-2.20	(2.34)	
	August 2005	1	270	0.37%	0.0607	5785	194762	2.97%	-2.51	(2.53)	
	MR-8 Trouble Rate Unbundled Loop - DS1 Capable Parity	July 2006	110	6189	1.78%	0.1321	264	13440	1.96%	-0.88	(1.53)
		June 2006	104	6240	1.67%	0.128	264	13457	1.96%	-1.39	(1.84)
May 2006		116	6219	1.87%	0.1353	270	13451	2.01%	-0.66	(1.40)	
April 2006		95	6184	1.54%	0.123	223	14579	1.66%	-0.64	(1.39)	
March 2006		98	6243	1.57%	0.1243	260	13422	1.95%	-1.78	(2.08)	
February 2006		122	6182	1.97%	0.1391	278	13351	1.90%	0.36	(0.78)	
January 2006		150	6227	2.41%	0.1533	277	14640	1.90%	2.49	0.51	
December 2005		97	6180	1.57%	0.1243	279	14612	1.91%	-1.65	(2.00)	
November 2005		108	6178	1.75%	0.1311	270	14588	1.85%	-0.50	(1.30)	
October 2005		143	6113	2.34%	0.1511	249	14591	1.71%	3.19	0.94	
September 2005		71	6072	1.17%	0.1075	248	14573	1.70%	-2.69	(2.64)	
August 2005		116	6044	1.92%	0.1372	274	14887	1.84%	0.38	(0.77)	
MR-8 Trouble Rate Unbundled Loop - XDSL Parity		July 2006	4	235	1.70%	0.1294	2	49	4.08%	-0.77	(1.47)
		June 2006	6	227	2.64%	0.1604	5	49	10.20%	-1.59	(1.96)
	May 2006	2	215	0.93%	0.096	2	49	4.08%	-1.01	(1.61)	
	April 2006	3	200	1.50%	0.1216	0	63	0.00%	0.00	(0.57)	
	March 2006	2	181	1.10%	0.1045	0	50	0.00%	0.00	(0.67)	
	February 2006	0	165	0.00%	0	0	52	0.00%	0.00	0.00	
	January 2006	0	175	0.00%	0	1	53	1.85%	-0.88	(1.54)	
	December 2005	1	177	0.56%	0.075	2	54	3.70%	-1.07	(1.65)	
	November 2005	2	172	1.16%	0.1072	2	54	3.57%	-0.84	(1.51)	
	October 2005	1	170	0.59%	0.0765	3	56	5.26%	-1.37	(1.83)	
	September 2005	3	173	1.73%	0.1305	2	57	3.17%	-0.56	(1.34)	
	August 2005	8	6031	0.13%	0.0364	3	64	4.69%	-1.71	(2.04)	
	MR-8 Trouble Rate Unbundled Loop Analog Parity	July 2006	229	69681	0.33%	0.0572	17367	1658294	1.05%	-18.26	(12.10)
		June 2006	249	70252	0.35%	0.0594	17799	1672447	1.06%	-17.96	(11.92)
May 2006		215	69514	0.31%	0.0555	17696	1683822	1.05%	-18.79	(12.42)	
April 2006		205	69775	0.29%	0.0541	14413	1738762	0.85%	-15.71	(10.55)	
March 2006		222	70044	0.32%	0.0562	16376	1692560	0.96%	-17.13	(11.41)	
February 2006		258	69429	0.37%	0.0608	18710	1703722	1.09%	-17.94	(11.90)	
January 2006		377	69343	0.54%	0.0735	26073	1710373	1.52%	-20.58	(13.51)	
December 2005		276	69277	0.40%	0.063	19552	1717080	1.13%	-17.93	(11.90)	
November 2005		296	68872	0.43%	0.0654	18215	1723797	1.05%	-15.71	(10.55)	
October 2005		366	68119	0.54%	0.0731	18593	1730582	1.07%	-13.29	(9.08)	
September 2005		220	68114	0.32%	0.0567	16404	1734689	0.94%	-16.43	(10.99)	
August 2005		325	67806	0.48%	0.0691	19262	1740794	1.11%	-15.32	(10.31)	
MR-8 Trouble Rate Unbundled Loop ISDN Capable Parity		July 2006	29	2008	1.44%	0.1193	38	6904	0.55%	4.76	1.90
		June 2006	20	2031	0.98%	0.0987	36	6989	0.52%	2.60	0.58
	May 2006	22	2078	1.06%	0.1023	62	7052	0.88%	0.77	(0.53)	
	April 2006	10	2152	0.46%	0.068	38	7775	0.53%	-0.38	(1.23)	
	March 2006	15	2201	0.68%	0.0823	42	7122	0.58%	0.53	(0.67)	

	February 2006	17	2216	0.77%	0.0873	48	7211	0.66%	0.55	(0.66)	
	January 2006	33	2225	1.48%	0.1209	74	7290	1.00%	1.99	0.21	
	December 2005	23	2241	1.03%	0.1008	45	7373	0.60%	2.29	0.39	
	November 2005	28	2271	1.23%	0.1104	44	7493	0.58%	3.59	1.19	
	October 2005	41	2282	1.80%	0.1328	51	7586	0.66%	5.89	2.58	
	September 2005	7	2305	0.30%	0.055	74	7727	0.95%	-2.81	(2.71)	
	August 2005	17	2324	0.73%	0.0852	92	7824	1.18%	-1.74	(2.06)	
MR-8	Trouble Rate UNE - P (POTS) Parity	July 2006	0	139	0.00%	0	17367	1658294	1.05%	-1.21	(1.74)
		June 2006	3	140	2.14%	0.1448	17799	1672447	1.06%	1.24	(0.30)
		May 2006	8	915	0.87%	0.0931	17696	1683822	1.05%	-0.52	(1.32)
		April 2006	5	962	0.52%	0.0719	14413	1738762	0.85%	-1.12	(1.68)
		March 2006	5	1219	0.41%	0.0639	16376	1692560	0.96%	-1.97	(2.20)
		February 2006	19	3047	0.62%	0.0787	18710	1703722	1.09%	-2.49	(2.52)
		January 2006	31	3713	0.83%	0.091	26073	1710373	1.52%	-3.40	(3.07)
		December 2005	88	17513	0.50%	0.0707	19552	1717080	1.13%	-7.86	(5.78)
		November 2005	20	4005	0.50%	0.0705	18215	1723797	1.05%	-3.43	(3.08)
		October 2005	19	4131	0.46%	0.0677	18593	1730582	1.07%	-3.81	(3.32)
		September 2005	14	4298	0.33%	0.057	16404	1734689	0.94%	-4.18	(3.54)
		August 2005	26	4509	0.58%	0.0757	19262	1740794	1.11%	-3.40	(3.07)
MR-8	Trouble Rate UNE P (Centrex) Parity	July 2006	0	1	0.00%	0	87	63454	0.14%	-0.04	(1.02)
		June 2006	0	1	0.00%	0	106	64624	0.16%	-0.04	(1.02)
		May 2006	0	1	0.00%	0	111	65821	0.17%	-0.04	(1.02)
		April 2006	0	1	0.00%	0	103	69495	0.15%	-0.04	(1.02)
		March 2006	0	1	0.00%	0	114	67001	0.17%	-0.04	(1.02)
		February 2006	0	1	0.00%	0	104	67978	0.15%	-0.04	(1.02)
		January 2006	0	1	0.00%	0	124	67737	0.18%	-0.04	(1.03)
		December 2005	0	1	0.00%	0	105	68278	0.15%	-0.04	(1.02)
		November 2005	0	1	0.00%	0	99	68487	0.14%	-0.04	(1.02)
		October 2005	0	1	0.00%	0	104	68975	0.15%	-0.04	(1.02)
		September 2005	0	1	0.00%	0	95	69401	0.14%	-0.04	(1.02)
		August 2005	0	1	0.00%	0	105	70685	0.15%	-0.04	(1.02)
MR-9A	Repair Appointments Met Business Parity	July 2006	3	3	100.00%	0	1140	1281	88.99%	-0.61	(1.37)
		June 2006	5	5	100.00%	0	1274	1366	93.27%	-0.60	(1.36)
		May 2006	2	2	100.00%	0	1205	1314	91.70%	-0.43	(1.26)
		April 2006	7	7	100.00%	0	982	1212	91.78%	-0.79	(1.48)
		March 2006	4	5	80.00%	0.4	1150	1070	91.41%	0.91	(0.52)
		February 2006	5	5	100.00%	0	1159	1258	86.04%	-0.90	(1.55)
		January 2006	2	2	100.00%	0	1507	1347	82.17%	-0.66	(1.40)
		December 2005	2	2	100.00%	0	1112	1834	87.84%	-0.53	(1.32)
		November 2005	6	7	85.71%	0.3499	1286	1266	91.86%	0.59	(0.65)
		October 2005	6	7	85.71%	0.3499	1318	1400	92.43%	0.67	(0.61)
		September 2005	1	1	100.00%	0	1108	1426	91.42%	-0.31	(1.19)
		August 2005	3	4	75.00%	0.433	1248	1377	90.63%	1.07	(0.46)
MR-9A	Repair Appointments Met Centrex Parity	July 2006	0	0	0.00%	0	0	0	0.00%	0.00	0.00
		June 2006	1	1	100.00%	0	41	58	70.69%	-0.64	(1.39)
		May 2006	1	1	100.00%	0	39	52	75.00%	-0.57	(1.35)
		April 2006	0	0	0.00%	0	0	0	0.00%	0.00	0.00
		March 2006	0	1	0.00%	0	51	0	82.26%	2.14	(0.19)
		February 2006	0	0	0.00%	0	0	62	0.00%	0.00	0.00
		January 2006	3	3	100.00%	0	48	0	63.16%	-1.30	(1.79)
		December 2005	1	2	50.00%	0.5	60	76	85.71%	1.42	(0.37)
		November 2005	0	0	0.00%	0	0	70	0.00%	0.00	0.00
		October 2005	1	1	100.00%	0	71	0	89.87%	-0.33	(1.20)

	September 2005	0	0	0.00%	0	0	79	0.00%	0.00	0.00
	August 2005	2	2	100.00%	0	51	56	91.07%	-0.44	(1.26)
MR-9A Repair Appointments Met Centrex 21 Parity	July 2006	6	7	85.71%	0.3499	83	94	88.30%	0.21	(0.87)
	June 2006	3	3	100.00%	0	93	104	89.42%	-0.59	(1.36)
	May 2006	1	1	100.00%	0	77	85	90.59%	-0.32	(1.19)
	April 2006	1	1	100.00%	0	79	109	84.04%	-0.43	(1.26)
	March 2006	4	4	100.00%	0	88	94	92.63%	-0.55	(1.34)
	February 2006	0	0	0.00%	0	0	95	0.00%	0.00	0.00
	January 2006	1	1	100.00%	0	113	0	80.71%	-0.49	(1.30)
	December 2005	0	0	0.00%	0	0	140	0.00%	0.00	0.00
	November 2005	0	1	0.00%	0	93	0	92.08%	3.39	0.06
	October 2005	0	0	0.00%	0	0	101	0.00%	0.00	0.00
	September 2005	1	1	100.00%	0	93	0	85.32%	-0.41	(1.25)
	August 2005	2	3	66.67%	0.4714	110	121	90.91%	1.44	(0.35)
MR-9A Repair Appointments Met PBX Parity	July 2006	0	0	0.00%	0	0	0	0.00%	0.00	0.00
	June 2006	0	0	0.00%	0	0	0	0.00%	0.00	0.00
	May 2006	0	0	0.00%	0	0	0	0.00%	0.00	0.00
	April 2006	0	0	0.00%	0	0	10	0.00%	0.00	0.00
	March 2006	0	0	0.00%	0	0	0	0.00%	0.00	0.00
	February 2006	0	0	0.00%	0	0	0	0.00%	0.00	0.00
	January 2006	0	0	0.00%	0	0	0	0.00%	0.00	0.00
	December 2005	0	0	0.00%	0	0	0	0.00%	0.00	0.00
	November 2005	0	0	0.00%	0	0	0	0.00%	0.00	0.00
	October 2005	1	1	100.00%	0	10	0	90.91%	-0.30	(1.18)
	September 2005	0	1	0.00%	0	10	11	100.00%	0.00	0.10
	August 2005	0	0	0.00%	0	0	0	0.00%	0.00	0.00
MR-9A Repair Appointments Met Residence Parity	July 2006	38	39	97.44%	0.1581	10440	11079	94.23%	-0.86	(1.52)
	June 2006	50	50	100.00%	0	10369	10866	95.43%	-1.54	(1.94)
	May 2006	56	57	98.25%	0.1313	10010	10531	95.05%	-1.11	(1.67)
	April 2006	48	49	97.96%	0.1414	8316	10060	95.38%	-0.86	(1.52)
	March 2006	39	39	100.00%	0	9484	8719	95.27%	-1.39	(1.84)
	February 2006	46	48	95.83%	0.1998	10706	9955	91.39%	-1.09	(1.67)
	January 2006	54	58	93.10%	0.2534	13703	11714	83.36%	-1.99	(2.21)
	December 2005	48	48	100.00%	0	11030	16438	90.09%	-2.29	(2.39)
	November 2005	64	66	96.97%	0.1714	10258	12243	92.55%	-1.36	(1.83)
	October 2005	73	74	98.65%	0.1155	10305	11084	92.71%	-1.96	(2.19)
	September 2005	60	62	96.77%	0.1767	9431	11115	93.75%	-0.98	(1.60)
	August 2005	64	68	94.12%	0.2353	10801	11599	93.12%	-0.32	(1.20)
MR-9A Repair Appointments Met UNE - P (POTS) Parity	July 2006	0	0	0.00%	0	0	0	0.00%	0.00	0.00
	June 2006	1	3	33.33%	0.4714	11643	12232	95.18%	5.00	0.65
	May 2006	3	6	50.00%	0.5	11215	11845	94.68%	4.88	0.83
	April 2006	4	5	80.00%	0.4	9298	11272	94.98%	1.53	(0.30)
	March 2006	1	3	33.33%	0.4714	10634	9789	94.84%	4.81	0.62
	February 2006	10	11	90.91%	0.2875	11865	11213	90.84%	-0.01	(1.00)
	January 2006	11	18	61.11%	0.4875	15210	13061	83.24%	2.51	0.35
	December 2005	53	64	82.81%	0.3773	12142	18272	89.88%	1.87	0.06
	November 2005	7	10	70.00%	0.4583	11544	13509	92.47%	2.69	0.26
	October 2005	9	12	75.00%	0.433	11623	12484	92.68%	2.35	0.14
	September 2005	6	8	75.00%	0.433	10539	12541	93.50%	2.12	(0.00)
	August 2005	17	20	85.00%	0.3571	12049	12976	92.86%	1.36	(0.25)
MR-9B Repair Appointments Met Business Parity	July 2006	0	0	0.00%	0	0	0	0.00%	0.00	0.00
	June 2006	0	0	0.00%	0	0	0	0.00%	0.00	0.00
	May 2006	3	3	100.00%	0	322	368	87.50%	-0.65	(1.40)

	April 2006	0	0	0.00%	0	0	241	0.00%	0.00	0.00
	March 2006	1	1	100.00%	0	262	0	90.34%	-0.33	(1.20)
	February 2006	0	0	0.00%	0	0	290	0.00%	0.00	0.00
	January 2006	3	4	75.00%	0.433	344	0	65.77%	-0.39	(1.24)
	December 2005	1	1	100.00%	0	290	523	81.23%	-0.48	(1.29)
	November 2005	1	1	100.00%	0	267	357	88.12%	-0.37	(1.22)
	October 2005	1	1	100.00%	0	282	303	86.50%	-0.39	(1.24)
	September 2005	1	1	100.00%	0	224	326	92.95%	-0.27	(1.17)
	August 2005	0	0	0.00%	0	0	0	0.00%	0.00	0.00
MR-9B Repair Appointments Met Centrex	July 2006	0	0	0.00%	0	0	0	0.00%	0.00	0.00
21 Parity	June 2006	0	3	0.00%	0	12	14	85.71%	3.85	0.59
	May 2006	1	2	50.00%	0.5	19	23	82.61%	1.17	(0.49)
	April 2006	1	1	100.00%	0	5	8	83.33%	-0.41	(1.25)
	March 2006	0	0	0.00%	0	0	6	0.00%	0.00	0.00
	February 2006	1	1	100.00%	0	8	0	72.73%	-0.59	(1.36)
	January 2006	0	0	0.00%	0	0	11	0.00%	0.00	0.00
	December 2005	0	0	0.00%	0	0	0	0.00%	0.00	0.00
	November 2005	0	0	0.00%	0	0	0	0.00%	0.00	0.00
	October 2005	0	0	0.00%	0	0	0	0.00%	0.00	0.00
	September 2005	1	2	50.00%	0.5	7	0	87.50%	1.43	(0.49)
	August 2005	0	0	0.00%	0	0	0	0.00%	0.00	0.00
MR-9B Repair Appointments Met PBX	July 2006	0	0	0.00%	0	0	0	0.00%	0.00	0.00
Parity	June 2006	0	0	0.00%	0	0	0	0.00%	0.00	0.00
	May 2006	0	0	0.00%	0	0	0	0.00%	0.00	0.00
	April 2006	3	3	100.00%	0	4	0	80.00%	-0.68	(1.42)
	March 2006	0	0	0.00%	0	0	5	0.00%	0.00	0.00
	February 2006	0	0	0.00%	0	0	0	0.00%	0.00	0.00
	January 2006	0	0	0.00%	0	0	0	0.00%	0.00	0.00
	December 2005	0	0	0.00%	0	0	0	0.00%	0.00	0.00
	November 2005	0	0	0.00%	0	0	0	0.00%	0.00	0.00
	October 2005	0	0	0.00%	0	0	0	0.00%	0.00	0.00
	September 2005	0	0	0.00%	0	0	0	0.00%	0.00	0.00
	August 2005	0	0	0.00%	0	0	0	0.00%	0.00	0.00
MR-9B Repair Appointments Met Residence Parity	July 2006	5	5	100.00%	0	2421	2592	93.40%	-0.59	(1.36)
	June 2006	9	9	100.00%	0	2809	3029	92.74%	-0.84	(1.51)
	May 2006	11	12	91.67%	0.2764	3064	3366	91.03%	-0.08	(1.05)
	April 2006	10	11	90.91%	0.2875	2427	2486	94.18%	0.46	(0.70)
	March 2006	12	12	100.00%	0	2423	2577	95.17%	-0.78	(1.47)
	February 2006	13	13	100.00%	0	2780	2546	87.72%	-1.35	(1.82)
	January 2006	14	18	77.78%	0.4157	3545	3169	72.21%	-0.53	(1.32)
	December 2005	10	11	90.91%	0.2875	3055	4909	88.73%	-0.23	(1.14)
	November 2005	9	9	100.00%	0	2820	3443	89.72%	-1.01	(1.62)
	October 2005	21	21	100.00%	0	2953	3143	91.82%	-1.36	(1.83)
	September 2005	16	16	100.00%	0	2368	3216	95.25%	-0.89	(1.54)
	August 2005	14	17	82.35%	0.3812	2896	3110	93.12%	1.75	(0.08)
MR-9B Repair Appointments Met UNE - P (POTS) Parity	July 2006	0	0	0.00%	0	0	0	0.00%	0.00	0.00
	June 2006	0	0	0.00%	0	0	0	0.00%	0.00	0.00
	May 2006	1	1	100.00%	0	3386	3734	90.68%	-0.32	(1.19)
	April 2006	0	0	0.00%	0	0	2727	0.00%	0.00	0.00
	March 2006	2	2	100.00%	0	2685	0	94.68%	-0.34	(1.20)
	February 2006	4	5	80.00%	0.4	3042	2836	87.41%	0.50	(0.70)
	January 2006	5	9	55.56%	0.4969	3889	3480	71.59%	1.07	(0.39)
	December 2005	5	13	38.46%	0.4865	3345	5432	88.03%	5.50	1.54

	November 2005	2	4	50.00%	0.5	3087	3800	89.58%	2.59	0.15
	October 2005	3	4	75.00%	0.433	3235	3446	91.33%	1.16	(0.43)
	September 2005	1	3	33.33%	0.4714	2592	3542	95.05%	4.93	0.64
	August 2005	1	2	50.00%	0.5	3203	3455	92.71%	2.32	(0.11)
MR-9C Repair Appointments Met Business Parity	July 2006	0	0	0.00%	0	0	0	0.00%	0.00	0.00
	June 2006	2	2	100.00%	0	373	378	98.68%	-0.16	(1.10)
	May 2006	0	0	0.00%	0	0	0	0.00%	0.00	0.00
	April 2006	1	1	100.00%	0	326	0	98.79%	-0.11	(1.07)
	March 2006	2	2	100.00%	0	411	330	99.52%	-0.10	(1.06)
	February 2006	0	0	0.00%	0	0	413	0.00%	0.00	0.00
	January 2006	1	1	100.00%	0	473	0	94.04%	-0.25	(1.15)
	December 2005	2	2	100.00%	0	349	503	98.31%	-0.18	(1.11)
	November 2005	3	3	100.00%	0	395	355	99.50%	-0.12	(1.07)
	October 2005	0	0	0.00%	0	0	397	0.00%	0.00	0.00
	September 2005	0	0	0.00%	0	0	0	0.00%	0.00	0.00
	August 2005	1	1	100.00%	0	424	431	98.38%	-0.13	(1.08)
MR-9C Repair Appointments Met Centrex Parity	July 2006	0	0	0.00%	0	0	0	0.00%	0.00	0.00
	June 2006	0	0	0.00%	0	0	0	0.00%	0.00	0.00
	May 2006	0	0	0.00%	0	0	0	0.00%	0.00	0.00
	April 2006	0	0	0.00%	0	0	0	0.00%	0.00	0.00
	March 2006	0	0	0.00%	0	0	0	0.00%	0.00	0.00
	February 2006	0	0	0.00%	0	0	0	0.00%	0.00	0.00
	January 2006	0	0	0.00%	0	0	0	0.00%	0.00	0.00
	December 2005	0	0	0.00%	0	0	0	0.00%	0.00	0.00
	November 2005	0	0	0.00%	0	0	0	0.00%	0.00	0.00
	October 2005	0	0	0.00%	0	0	0	0.00%	0.00	0.00
	September 2005	0	0	0.00%	0	0	0	0.00%	0.00	0.00
	August 2005	1	1	100.00%	0	22	22	100.00%	0.00	0.00
MR-9C Repair Appointments Met Centrex 21 Parity	July 2006	1	1	100.00%	0	26	27	96.30%	-0.19	(1.12)
	June 2006	0	0	0.00%	0	0	0	0.00%	0.00	0.00
	May 2006	1	1	100.00%	0	27	29	93.10%	-0.27	(1.16)
	April 2006	0	0	0.00%	0	0	34	0.00%	0.00	0.00
	March 2006	0	0	0.00%	0	0	0	0.00%	0.00	0.00
	February 2006	0	0	0.00%	0	0	0	0.00%	0.00	0.00
	January 2006	1	1	100.00%	0	47	0	90.38%	-0.32	(1.20)
	December 2005	1	1	100.00%	0	22	52	100.00%	0.00	0.00
	November 2005	0	0	0.00%	0	0	22	0.00%	0.00	0.00
	October 2005	1	1	100.00%	0	32	0	100.00%	0.00	0.00
	September 2005	2	2	100.00%	0	34	32	100.00%	0.00	0.00
	August 2005	1	1	100.00%	0	38	39	97.44%	-0.16	(1.10)
MR-9C Repair Appointments Met PBX Parity	July 2006	0	0	0.00%	0	0	0	0.00%	0.00	0.00
	June 2006	0	0	0.00%	0	0	0	0.00%	0.00	0.00
	May 2006	1	1	100.00%	0	4	4	100.00%	0.00	0.00
	April 2006	2	2	100.00%	0	2	0	100.00%	0.00	0.00
	March 2006	0	0	0.00%	0	0	2	0.00%	0.00	0.00
	February 2006	0	0	0.00%	0	0	0	0.00%	0.00	0.00
	January 2006	1	1	100.00%	0	6	0	100.00%	0.00	0.00
	December 2005	0	0	0.00%	0	0	6	0.00%	0.00	0.00
	November 2005	0	0	0.00%	0	0	0	0.00%	0.00	0.00
	October 2005	0	0	0.00%	0	0	0	0.00%	0.00	0.00
	September 2005	0	0	0.00%	0	0	0	0.00%	0.00	0.00
	August 2005	0	0	0.00%	0	0	0	0.00%	0.00	0.00
MR-9C Repair Appointments Met	July 2006	2	2	100.00%	0	1715	1763	97.28%	-0.24	(1.14)

Residence Parity	June 2006	4	4	100.00%	0	1766	1786	98.88%	-0.21	(1.13)
	May 2006	7	8	87.50%	0.3307	1697	1722	98.55%	2.61	(0.05)
	April 2006	2	3	66.67%	0.4714	1418	1998	98.27%	4.19	0.18
	March 2006	5	6	83.33%	0.3727	1893	1443	98.90%	3.66	0.12
	February 2006	5	5	100.00%	0	1741	1914	98.25%	-0.30	(1.18)
	January 2006	4	4	100.00%	0	1836	1772	98.39%	-0.26	(1.16)
	December 2005	4	4	100.00%	0	1863	1866	98.68%	-0.23	(1.14)
	November 2005	4	4	100.00%	0	1853	1888	98.15%	-0.27	(1.17)
	October 2005	3	3	100.00%	0	2110	1888	98.55%	-0.21	(1.13)
	September 2005	8	8	100.00%	0	1963	2141	98.25%	-0.38	(1.23)
	August 2005	11	11	100.00%	0	2368	2400	98.67%	-0.38	(1.23)
MR-9C Repair Appointments Met UNE - P (POTS) Parity	July 2006	0	0	0.00%	0	0	0	0.00%	0.00	0.00
	June 2006	0	0	0.00%	0	0	0	0.00%	0.00	0.00
	May 2006	1	1	100.00%	0	2079	2117	98.21%	-0.14	(1.08)
	April 2006	0	0	0.00%	0	0	2405	0.00%	0.00	0.00
	March 2006	0	0	0.00%	0	0	0	0.00%	0.00	0.00
	February 2006	3	3	100.00%	0	2126	0	98.02%	-0.25	(1.15)
	January 2006	3	4	75.00%	0.433	2309	2169	97.47%	2.86	(0.00)
	December 2005	11	11	100.00%	0	2212	2369	98.62%	-0.39	(1.24)
	November 2005	6	6	100.00%	0	2248	2243	98.38%	-0.31	(1.19)
	October 2005	3	3	100.00%	0	2472	2285	98.49%	-0.21	(1.13)
	September 2005	3	3	100.00%	0	2364	2510	98.30%	-0.23	(1.14)
August 2005	4	4	100.00%	0	2792	2831	98.62%	-0.24	(1.14)	
NI-1A Trunk Blockage to Qwest Tandem Offices LIS Trunk Parity 0.01	July 2006	0	29280	0.00%	0.0001	0	30099	0.00%	115.52	69.23
	June 2006	0	28656	0.00%	0.0001	0	30099	0.00%	-3.49	(3.12)
	May 2006	2	29352	0.01%	0.0005	0	30123	0.00%	716.12	434.37
	April 2006	1	29136	0.00%	0.0005	0	32108	0.00%	0.00	(2.99)
	March 2006	4	27528	0.01%	0.0008	2	31275	0.01%	26.36	15.03
	February 2006	9	27600	0.03%	0.0011	1	31275	0.00%	169.41	102.00
	January 2006	7	27864	0.02%	0.0009	4	31275	0.01%	17.68	9.75
	December 2005	0	26640	0.00%	0	0	32324	0.00%	0.00	(3.00)
	November 2005	2	24792	0.01%	0.0007	2	32300	0.01%	3.18	0.93
	October 2005	2	24576	0.01%	0.0008	4	32300	0.01%	-5.14	(4.13)
	September 2005	3	23568	0.01%	0.0006	17	32108	0.05%	-12.99	(8.90)
August 2005	2	23016	0.01%	0.0008	0	32420	0.00%	0.00	(2.98)	
NI-1B Trunk Blockage to Qwest End Offices LIS Trunk Parity 0.01	July 2006	0	6696	0.00%	0.0002	0	41540	0.00%	40.10	23.38
	June 2006	0	6936	0.00%	0.0001	0	41540	0.00%	14.51	7.82
	May 2006	0	7416	0.00%	0.0002	0	41876	0.00%	89.94	53.68
	April 2006	0	7404	0.00%	0.0004	0	48909	0.00%	150.49	90.49
	March 2006	0	7308	0.00%	0.0002	0	43293	0.00%	16.14	8.81
	February 2006	0	7272	0.00%	0	0	43293	0.00%	-8.22	(6.00)
	January 2006	41	7440	0.55%	0.0664	0	44301	0.00%	23304.23	14166.97
	December 2005	40	7560	0.53%	0.066	0	47925	0.00%	13563.92	8245.28
	November 2005	40	7536	0.53%	0.0649	0	48141	0.00%	10311.92	6268.20
	October 2005	40	7488	0.53%	0.0657	0	48141	0.00%	17385.57	10568.68
	September 2005	39	7296	0.53%	0.065	2	48141	0.00%	917.39	556.73
August 2005	41	9576	0.43%	0.0586	0	53489	0.00%	39280.39	23879.78	
NI-1C Trunk Blockage to Qwest Tandem Offices LIS Trunk Diagnostic	July 2006	9	29640	0.03%	0.0029	0	0	0.00%	0.00	0.00
	June 2006	10	29352	0.03%	0.0022	0	0	0.00%	0.00	0.00
	May 2006	7	29640	0.02%	0.0017	0	0	0.00%	0.00	0.00
	April 2006	5	29424	0.02%	0.0015	0	0	0.00%	0.00	0.00
	March 2006	176	29568	0.59%	0.0229	0	0	0.00%	0.00	0.00
	February 2006	48	28560	0.17%	0.0074	0	0	0.00%	0.00	0.00

	January 2006	29	27936	0.10%	0.0251	0	0	0.00%	0.00	0.00
	December 2005	32	27144	0.12%	0.0212	0	0	0.00%	0.00	0.00
	November 2005	151	26280	0.57%	0.0275	0	0	0.00%	0.00	0.00
	October 2005	12	24912	0.05%	0.0037	0	0	0.00%	0.00	0.00
	September 2005	39	24144	0.16%	0.0257	0	0	0.00%	0.00	0.00
	August 2005	17	23280	0.07%	0.0093	0	0	0.00%	0.00	0.00
NI-1D Trunk Blockage to Qwest End Offices	July 2006	7	6924	0.11%	0.0058	0	0	0.00%	0.00	0.00
LIS Trunk Diagnostic	June 2006	24	7188	0.34%	0.0182	0	0	0.00%	0.00	0.00
	May 2006	42	7644	0.55%	0.0312	0	0	0.00%	0.00	0.00
	April 2006	38	7596	0.51%	0.0311	0	0	0.00%	0.00	0.00
	March 2006	56	7596	0.74%	0.0432	0	0	0.00%	0.00	0.00
	February 2006	180	7620	2.36%	0.1346	0	0	0.00%	0.00	0.00
	January 2006	49	7572	0.65%	0.0663	0	0	0.00%	0.00	0.00
	December 2005	48	7692	0.62%	0.0658	0	0	0.00%	0.00	0.00
	November 2005	47	7620	0.62%	0.0654	0	0	0.00%	0.00	0.00
	October 2005	48	7596	0.63%	0.0657	0	0	0.00%	0.00	0.00
	September 2005	46	7404	0.61%	0.0652	0	0	0.00%	0.00	0.00
	August 2005	45	9612	0.47%	0.0588	0	0	0.00%	0.00	0.00
NP-1A NXX Code Activation All Parity	July 2006	0	0	0.00%	0	0	0	0.00%	0.00	0.00
	June 2006	1	1	100.00%	0	0	0	0.00%	0.00	0.00
	May 2006	0	0	0.00%	0	0	0	0.00%	0.00	0.00
	April 2006	0	0	0.00%	0	0	0	0.00%	0.00	0.00
	March 2006	0	0	0.00%	0	0	0	0.00%	0.00	0.00
	February 2006	0	0	0.00%	0	0	0	0.00%	0.00	0.00
	January 2006	0	0	0.00%	0	0	0	0.00%	0.00	0.00
	December 2005	0	0	0.00%	0	0	0	0.00%	0.00	0.00
	November 2005	1	1	100.00%	0	0	0	0.00%	0.00	0.00
	October 2005	1	1	100.00%	0	0	0	0.00%	0.00	0.00
	September 2005	1	1	100.00%	0	0	0	0.00%	0.00	0.00
	August 2005	0	0	0.00%	0	0	0	0.00%	0.00	0.00
NP-1B NXX Code Activation - Facility Delays All Diagnostic	July 2006	0	0	0.00%	0	0	0	0.00%	0.00	0.00
	June 2006	0	1	0.00%	0	0	0	0.00%	0.00	0.00
	May 2006	0	0	0.00%	0	0	0	0.00%	0.00	0.00
	April 2006	0	0	0.00%	0	0	0	0.00%	0.00	0.00
	March 2006	0	0	0.00%	0	0	0	0.00%	0.00	0.00
	February 2006	0	0	0.00%	0	0	0	0.00%	0.00	0.00
	January 2006	0	0	0.00%	0	0	0	0.00%	0.00	0.00
	December 2005	0	0	0.00%	0	0	0	0.00%	0.00	0.00
	November 2005	0	1	0.00%	0	0	0	0.00%	0.00	0.00
	October 2005	0	1	0.00%	0	0	0	0.00%	0.00	0.00
	September 2005	0	1	0.00%	0	0	0	0.00%	0.00	0.00
	August 2005	0	0	0.00%	0	0	0	0.00%	0.00	0.00
OP-13A Coordinated Cuts Completed on Time Unbundled Loop - Analog Benchmark 0.95	July 2006	178	180	98.89%	0.1048	0	0	0.00%	0.00	(0.12)
	June 2006	225	227	99.12%	0.0935	0	0	0.00%	0.00	(0.13)
	May 2006	182	183	99.45%	0.0737	0	0	0.00%	0.00	(0.14)
	April 2006	178	181	98.34%	0.1277	0	0	0.00%	0.00	(0.11)
	March 2006	291	291	100.00%	0	0	0	0.00%	0.00	(0.16)
	February 2006	196	197	99.49%	0.0711	0	0	0.00%	0.00	(0.14)
	January 2006	296	297	99.66%	0.0579	0	0	0.00%	0.00	(0.15)
	December 2005	263	264	99.62%	0.0614	0	0	0.00%	0.00	(0.15)
	November 2005	303	305	99.34%	0.0807	0	0	0.00%	0.00	(0.14)
	October 2005	248	251	98.80%	0.1087	0	0	0.00%	0.00	(0.12)
	September 2005	233	233	100.00%	0	0	0	0.00%	0.00	(0.16)

	August 2005	249	251	99.20%	0.0889	0	0	0.00%	0.00	(0.13)
OP-13A Coordinated Cuts Completed on	July 2006	0	0	0.00%	0	0	0	0.00%	0.00	0.00
Time Unbundled Loop Other Benchmark	June 2006	2	2	100.00%	0	0	0	0.00%	0.00	(0.16)
0.95	May 2006	10	11	90.91%	0.2875	0	0	0.00%	0.00	0.13
	April 2006	1	1	100.00%	0	0	0	0.00%	0.00	(0.16)
	March 2006	20	21	95.24%	0.213	0	0	0.00%	0.00	(0.01)
	February 2006	7	7	100.00%	0	0	0	0.00%	0.00	(0.16)
	January 2006	9	10	90.00%	0.3	0	0	0.00%	0.00	0.16
	December 2005	19	20	95.00%	0.2179	0	0	0.00%	0.00	0.00
	November 2005	8	8	100.00%	0	0	0	0.00%	0.00	(0.16)
	October 2005	11	12	91.67%	0.2764	0	0	0.00%	0.00	0.11
	September 2005	16	16	100.00%	0	0	0	0.00%	0.00	(0.16)
	August 2005	16	18	88.89%	0.3143	0	0	0.00%	0.00	0.19
OP-13B Coordinated Cuts Started Without	July 2006	0	180	0.00	0	0	0	0.00	0.00	0.00
CLEC Approval Unbundled Loop - Analog	June 2006	0	227	0.00	0	0	0	0.00	0.00	0.00
Diagnostic	May 2006	0	183	0.00	0	0	0	0.00	0.00	0.00
	April 2006	2	181	0.01	0.1045	0	0	0.00	0.00	0.00
	March 2006	0	291	0.00	0	0	0	0.00	0.00	0.00
	February 2006	0	197	0.00	0	0	0	0.00	0.00	0.00
	January 2006	0	297	0.00	0	0	0	0.00	0.00	0.00
	December 2005	0	264	0.00	0	0	0	0.00	0.00	0.00
	November 2005	0	305	0.00	0	0	0	0.00	0.00	0.00
	October 2005	3	251	0.01	0.1087	0	0	0.00	0.00	0.00
	September 2005	0	233	0.00	0	0	0	0.00	0.00	0.00
	August 2005	1	251	0.00	0.063	0	0	0.00	0.00	0.00
OP-13B Coordinated Cuts Started Without	July 2006	0	0	0.00	0	0	0	0.00	0.00	0.00
CLEC Approval Unbundled Loop Other	June 2006	0	2	0.00	0	0	0	0.00	0.00	0.00
Diagnostic	May 2006	0	11	0.00	0	0	0	0.00	0.00	0.00
	April 2006	0	1	0.00	0	0	0	0.00	0.00	0.00
	March 2006	0	21	0.00	0	0	0	0.00	0.00	0.00
	February 2006	0	7	0.00	0	0	0	0.00	0.00	0.00
	January 2006	0	10	0.00	0	0	0	0.00	0.00	0.00
	December 2005	0	20	0.00	0	0	0	0.00	0.00	0.00
	November 2005	0	8	0.00	0	0	0	0.00	0.00	0.00
	October 2005	0	12	0.00	0	0	0	0.00	0.00	0.00
	September 2005	0	16	0.00	0	0	0	0.00	0.00	0.00
	August 2005	0	18	0.00	0	0	0	0.00	0.00	0.00
OP-15A Interval for Pending Orders	July 2006	0	0	0.00	0	0	0	0.00	0.00	0.00
Delayed Past Due Date Business Parity	June 2006	0	0	0.00	0	0	0	0.00	0.00	0.00
	May 2006	0	0	0.00	0	0	0	0.00	0.00	0.00
	April 2006	0	0	0.00	0	0	75	0.00	0.00	0.00
	March 2006	0	0	0.00	0	0	0	0.00	0.00	0.00
	February 2006	0	0	0.00	0	0	0	0.00	0.00	0.00
	January 2006	0	0	0.00	0	0	0	0.00	0.00	0.00
	December 2005	0	0	0.00	0	0	0	0.00	0.00	0.00
	November 2005	10	1	10.00	0	2936	0	43.18	-0.72	(1.44)
	October 2005	0	0	0.00	0	0	68	0.00	0.00	0.00
	September 2005	56	1	56.00	0	2292	0	30.56	0.78	(0.53)
	August 2005	0	0	0.00	0	0	0	0.00	0.00	0.00
OP-15A Interval for Pending Orders	July 2006	0	0	0.00	0	0	0	0.00	0.00	0.00
Delayed Past Due Date Dark Fiber - IOF	June 2006	0	1	0.00	0	0	0	0.00	0.00	0.00
Parity	May 2006	0	0	0.00	0	0	0	0.00	0.00	0.00
	April 2006	0	0	0.00	0	0	0	0.00	0.00	0.00

	March 2006	0	0	0.00	0	0	0	0.00	0.00	0.00
	February 2006	0	0	0.00	0	0	0	0.00	0.00	0.00
	January 2006	0	0	0.00	0	0	0	0.00	0.00	0.00
	December 2005	0	0	0.00	0	0	0	0.00	0.00	0.00
	November 2005	0	0	0.00	0	0	0	0.00	0.00	0.00
	October 2005	0	0	0.00	0	0	0	0.00	0.00	0.00
	September 2005	0	0	0.00	0	0	0	0.00	0.00	0.00
	August 2005	0	0	0.00	0	0	0	0.00	0.00	0.00
OP-15A Interval for Pending Orders	July 2006	527	3	175.67	275	0	0	0.00	0.00	0.00
Delayed Past Due Date Enhanced Extended	June 2006	473	1	473.00	0	0	0	0.00	0.00	0.00
Loops (EELs) Diagnostic	May 2006	599	3	199.67	225	0	0	0.00	0.00	0.00
	April 2006	538	2	269.00	226.27	0	0	0.00	0.00	0.00
	March 2006	409	1	409.00	0	0	0	0.00	0.00	0.00
	February 2006	386	1	386.00	0	0	0	0.00	0.00	0.00
	January 2006	366	1	366.00	0	0	0	0.00	0.00	0.00
	December 2005	344	1	344.00	0	0	0	0.00	0.00	0.00
	November 2005	370	3	123.33	172.15	0	0	0.00	0.00	0.00
	October 2005	1041	4	260.25	268.14	0	0	0.00	0.00	0.00
	September 2005	883	3	294.33	297.76	0	0	0.00	0.00	0.00
	August 2005	852	3	284.00	282.33	0	0	0.00	0.00	0.00
OP-15A Interval for Pending Orders	July 2006	0	0	0.00	0	0	0	0.00	0.00	0.00
Delayed Past Due Date LIS Trunk Parity	June 2006	2	1	2.00	0	0	0	0.00	0.00	0.00
	May 2006	0	0	0.00	0	0	0	0.00	0.00	0.00
	April 2006	0	0	0.00	0	0	0	0.00	0.00	0.00
	March 2006	0	0	0.00	0	0	0	0.00	0.00	0.00
	February 2006	0	0	0.00	0	0	0	0.00	0.00	0.00
	January 2006	18	5	3.60	3.58	0	0	0.00	0.00	0.00
	December 2005	0	0	0.00	0	0	0	0.00	0.00	0.00
	November 2005	2	1	2.00	0	0	0	0.00	0.00	0.00
	October 2005	7	1	7.00	0	1	0	1.00	0.00	0.00
	September 2005	0	0	0.00	0	0	1	0.00	0.00	0.00
	August 2005	0	0	0.00	0	0	0	0.00	0.00	0.00
OP-15A Interval for Pending Orders	July 2006	0	0	0.00	0	0	0	0.00	0.00	0.00
Delayed Past Due Date Qwest DSL Parity	June 2006	0	0	0.00	0	0	0	0.00	0.00	0.00
	May 2006	0	0	0.00	0	0	0	0.00	0.00	0.00
	April 2006	0	0	0.00	0	0	171	0.00	0.00	0.00
	March 2006	0	0	0.00	0	0	0	0.00	0.00	0.00
	February 2006	1	1	1.00	0	4073	0	33.94	-0.70	(1.42)
	January 2006	58	1	58.00	0	4569	120	24.70	0.78	(0.35)
	December 2005	44	2	22.00	19.8	6113	185	29.97	-0.18	(1.11)
	November 2005	184	3	61.33	71.84	6440	204	31.26	0.89	(0.09)
	October 2005	128	2	64.00	83.44	6209	206	28.35	0.90	(0.15)
	September 2005	128	2	64.00	53.74	4416	219	25.82	0.89	(0.16)
	August 2005	86	2	43.00	53.74	30469	197	154.66	-0.83	(1.50)
OP-15A Interval for Pending Orders	July 2006	6	2	3.00	0	2929	118	24.82	-1.39	(1.84)
Delayed Past Due Date Residence Parity	June 2006	5	1	5.00	0	1968	99	19.88	-0.68	(1.42)
	May 2006	0	0	0.00	0	0	0	0.00	0.00	0.00
	April 2006	2	2	1.00	1.41	2641	196	27.23	-0.83	(1.50)
	March 2006	70	2	35.00	14.14	4605	97	32.89	0.07	(0.85)
	February 2006	36	4	9.00	6.63	5376	140	35.37	-1.19	(1.72)
	January 2006	1	1	1.00	0	6620	152	38.49	-0.87	(1.53)
	December 2005	38	1	38.00	0	6536	172	38.00	0.00	(1.00)
	November 2005	42	4	10.50	7.59	7824	172	41.18	-1.64	(1.99)

	October 2005	6	3	2.00	2	6842	190	32.89	-1.60	(1.97)
	September 2005	3	2	1.50	2.12	5879	208	29.99	-1.35	(1.82)
	August 2005	28	3	9.33	5.03	9633	217	44.39	-1.03	(1.63)
OP-15A Interval for Pending Orders	July 2006	0	0	0.00	0	0	0	0.00	0.00	0.00
Delayed Past Due Date UDIT Above DS1 Level Parity	June 2006	0	0	0.00	0	0	0	0.00	0.00	0.00
	May 2006	0	0	0.00	0	0	0	0.00	0.00	0.00
	April 2006	0	0	0.00	0	0	0	0.00	0.00	0.00
	March 2006	0	0	0.00	0	0	0	0.00	0.00	0.00
	February 2006	0	0	0.00	0	0	0	0.00	0.00	0.00
	January 2006	0	0	0.00	0	0	0	0.00	0.00	0.00
	December 2005	0	0	0.00	0	0	0	0.00	0.00	0.00
	November 2005	0	0	0.00	0	0	0	0.00	0.00	0.00
	October 2005	0	0	0.00	0	0	0	0.00	0.00	0.00
	September 2005	28	1	28.00	0	0	0	0.00	0.00	0.00
	August 2005	7	1	7.00	0	0	0	0.00	0.00	0.00
OP-15A Interval for Pending Orders	July 2006	2600	17	152.94	89.09	97	6	16.17	23.92	1.26
Delayed Past Due Date Unbundled Loop - 2 Wire Non-Loaded Parity	June 2006	2222	20	111.10	94.7	1382	10	138.20	-0.49	(1.30)
	May 2006	1923	18	106.83	84.93	1795	9	199.44	-1.93	(2.17)
	April 2006	1597	16	99.81	78.29	1266	13	180.86	-1.96	(2.19)
	March 2006	1335	11	121.36	55.76	2765	7	212.69	-1.21	(1.74)
	February 2006	1212	14	86.57	57.94	2584	13	184.57	-1.48	(1.90)
	January 2006	1602	19	84.32	62.7	2371	14	158.07	-1.25	(1.76)
	December 2005	4215	27	156.11	170.7	2099	15	161.46	-0.09	(1.06)
	November 2005	4527	24	188.63	179.74	1897	13	158.08	0.52	(0.83)
	October 2005	5374	31	173.35	177.99	1775	12	147.92	0.48	(0.83)
	September 2005	5071	26	195.04	172.27	1596	12	122.77	1.43	(0.40)
	August 2005	4801	29	165.55	164.39	35392	73	484.82	-9.72	(6.91)
OP-15A Interval for Pending Orders	July 2006	4	1	4.00	0	994	35	28.40	-0.87	(1.53)
Delayed Past Due Date Unbundled Loop - DS1 Capable Parity	June 2006	0	0	0.00	0	0	0	0.00	0.00	0.00
	May 2006	2	1	2.00	0	552	35	15.77	-0.88	(1.53)
	April 2006	1	1	1.00	0	454	32	13.76	-0.69	(1.42)
	March 2006	94	4	23.50	18.36	714	33	29.75	-0.30	(1.18)
	February 2006	60	5	12.00	5.87	944	24	52.44	-1.27	(1.77)
	January 2006	3	2	1.50	2.12	339	18	16.95	-0.63	(1.38)
	December 2005	7	1	7.00	0	1624	20	77.33	-0.76	(1.46)
	November 2005	0	0	0.00	0	0	21	0.00	0.00	0.00
	October 2005	48	8	6.00	3.16	1667	0	64.12	-2.17	(2.32)
	September 2005	28	4	7.00	6.98	1458	26	45.56	-1.31	(1.79)
	August 2005	81	3	27.00	42.46	1935	31	62.42	-0.73	(1.44)
OP-15A Interval for Pending Orders	July 2006	3804	10	380.40	285.96	3193	135	23.65	46.88	1.26
Delayed Past Due Date Unbundled Loop Analog Parity	June 2006	4621	25	184.84	228.94	2429	127	19.13	34.32	1.26
	May 2006	4364	40	109.10	192.65	2294	117	19.61	23.09	1.26
	April 2006	4054	27	150.15	212.9	2597	212	21.64	27.61	1.26
	March 2006	4030	56	71.96	157.53	4019	120	25.44	11.71	1.26
	February 2006	4323	26	166.27	184.99	4187	158	25.22	22.92	1.26
	January 2006	3912	26	150.46	181.71	5541	166	30.96	16.94	1.26
	December 2005	1777	43	41.33	76.27	5939	179	35.14	0.97	(0.41)
	November 2005	1532	26	58.92	96.66	6862	169	36.12	3.25	0.39
	October 2005	1200	20	60.00	102.48	6037	190	29.16	4.47	0.88
	September 2005	1007	13	77.46	111.14	5609	207	26.46	6.65	1.26
	August 2005	927	17	54.53	92.54	8248	219	37.66	1.19	(0.33)
OP-15A Interval for Pending Orders	July 2006	462	2	231.00	7.07	97	6	16.17	21.85	1.26
Delayed Past Due Date Unbundled Loop	June 2006	422	2	211.00	7.07	1382	10	138.20	0.65	(0.72)

ISDN Capable Parity	May 2006	378	2	189.00	7.07	1795	9	199.44	-0.11	(1.07)	
	April 2006	334	2	167.00	7.07	1266	13	180.86	-0.19	(1.12)	
	March 2006	294	2	147.00	7.07	2765	7	212.69	-0.47	(1.29)	
	February 2006	248	2	124.00	7.07	2584	13	184.57	-0.46	(1.28)	
	January 2006	208	2	104.00	7.07	2371	14	158.07	-0.42	(1.26)	
	December 2005	164	2	82.00	7.07	2099	15	161.46	-0.61	(1.37)	
	November 2005	137	4	34.25	30.15	1897	13	158.08	-1.30	(1.79)	
	October 2005	80	3	26.67	21.94	1775	12	147.92	-1.20	(1.73)	
	September 2005	54	3	18.00	5	1596	12	122.77	-1.10	(1.67)	
	August 2005	25	3	8.33	10.12	35392	73	484.82	-5.40	(4.29)	
	OP-15B Count of Pending Orders Delayed for Facilities Reasons Business Diagnostic	July 2006	0	0	0.00	0	0	0	0.00	0.00	0.00
	June 2006	0	0	0.00	0	0	0	0.00	0.00	0.00	0.00
	May 2006	0	0	0.00	0	0	0	0.00	0.00	0.00	0.00
	April 2006	0	0	0.00	0	0	0	0.00	0.00	0.00	0.00
March 2006	0	0	0.00	0	0	0	0.00	0.00	0.00	0.00	
February 2006	0	0	0.00	0	0	0	0.00	0.00	0.00	0.00	
January 2006	0	0	0.00	0	0	0	0.00	0.00	0.00	0.00	
December 2005	0	0	0.00	0	0	0	0.00	0.00	0.00	0.00	
November 2005	1	1	1.00	0	0	0	0.00	0.00	0.00	0.00	
October 2005	0	0	0.00	0	0	0	0.00	0.00	0.00	0.00	
September 2005	0	1	0.00	0	0	0	0.00	0.00	0.00	0.00	
August 2005	0	0	0.00	0	0	0	0.00	0.00	0.00	0.00	
OP-15B Count of Pending Orders Delayed for Facilities Reasons Dark Fiber - IOF Diagnostic	July 2006	0	0	0.00	0	0	0	0.00	0.00	0.00	
June 2006	0	1	0.00	0	0	0	0.00	0.00	0.00	0.00	
May 2006	0	0	0.00	0	0	0	0.00	0.00	0.00	0.00	
April 2006	0	0	0.00	0	0	0	0.00	0.00	0.00	0.00	
March 2006	0	0	0.00	0	0	0	0.00	0.00	0.00	0.00	
February 2006	0	0	0.00	0	0	0	0.00	0.00	0.00	0.00	
January 2006	0	0	0.00	0	0	0	0.00	0.00	0.00	0.00	
December 2005	0	0	0.00	0	0	0	0.00	0.00	0.00	0.00	
November 2005	0	0	0.00	0	0	0	0.00	0.00	0.00	0.00	
October 2005	0	0	0.00	0	0	0	0.00	0.00	0.00	0.00	
September 2005	0	0	0.00	0	0	0	0.00	0.00	0.00	0.00	
August 2005	0	0	0.00	0	0	0	0.00	0.00	0.00	0.00	
OP-15B Count of Pending Orders Delayed for Facilities Reasons Enhanced Extended Loops (EELs) Diagnostic	July 2006	2	3	0.67	0.4714	0	0	0.00	0.00	0.00	
June 2006	1	1	1.00	0	0	0	0.00	0.00	0.00	0.00	
May 2006	1	3	0.33	0.4714	0	0	0.00	0.00	0.00	0.00	
April 2006	2	2	1.00	0	0	0	0.00	0.00	0.00	0.00	
March 2006	1	1	1.00	0	0	0	0.00	0.00	0.00	0.00	
February 2006	1	1	1.00	0	0	0	0.00	0.00	0.00	0.00	
January 2006	1	1	1.00	0	0	0	0.00	0.00	0.00	0.00	
December 2005	1	1	1.00	0	0	0	0.00	0.00	0.00	0.00	
November 2005	2	3	0.67	0.4714	0	0	0.00	0.00	0.00	0.00	
October 2005	3	4	0.75	0.433	0	0	0.00	0.00	0.00	0.00	
September 2005	3	3	1.00	0	0	0	0.00	0.00	0.00	0.00	
August 2005	3	3	1.00	0	0	0	0.00	0.00	0.00	0.00	
OP-15B Count of Pending Orders Delayed for Facilities Reasons LIS Trunk Diagnostic	July 2006	0	0	0.00	0	0	0	0.00	0.00	0.00	
June 2006	0	1	0.00	0	0	0	0.00	0.00	0.00	0.00	
May 2006	0	0	0.00	0	0	0	0.00	0.00	0.00	0.00	
April 2006	0	0	0.00	0	0	0	0.00	0.00	0.00	0.00	
March 2006	0	0	0.00	0	0	0	0.00	0.00	0.00	0.00	
February 2006	0	0	0.00	0	0	0	0.00	0.00	0.00	0.00	
January 2006	0	5	0.00	0	0	0	0.00	0.00	0.00	0.00	

	December 2005	0	0	0.00	0	0	0	0.00	0.00	0.00
	November 2005	0	1	0.00	0	0	0	0.00	0.00	0.00
	October 2005	0	1	0.00	0	0	0	0.00	0.00	0.00
	September 2005	0	0	0.00	0	0	0	0.00	0.00	0.00
	August 2005	0	0	0.00	0	0	0	0.00	0.00	0.00
OP-15B Count of Pending Orders Delayed for Facilities Reasons Qwest DSL Parity	July 2006	0	0	0.00	0	0	0	0.00	0.00	0.00
	June 2006	0	0	0.00	0	0	0	0.00	0.00	0.00
	May 2006	0	0	0.00	0	0	0	0.00	0.00	0.00
	April 2006	0	0	0.00	0	0	171	0.00	0.00	0.00
	March 2006	0	0	0.00	0	0	0	0.00	0.00	0.00
	February 2006	1	1	1.00	0	92	0	0.77	0.55	(0.84)
	January 2006	1	1	1.00	0	134	120	0.72	0.62	(0.80)
	December 2005	2	2	1.00	0	159	185	0.78	0.75	(0.69)
	November 2005	2	3	0.67	0.4714	159	204	0.77	-0.43	(1.26)
	October 2005	1	2	0.50	0.5	168	206	0.77	-0.89	(1.54)
	September 2005	1	2	0.50	0.5	130	219	0.76	-0.86	(1.52)
	August 2005	1	2	0.50	0.5	92	197	0.47	0.09	(0.97)
	OP-15B Count of Pending Orders Delayed for Facilities Reasons Residence Diagnostic	July 2006	1	2	0.50	0.5	0	0	0.00	0.00
June 2006		0	1	0.00	0	0	0	0.00	0.00	0.00
May 2006		0	0	0.00	0	0	0	0.00	0.00	0.00
April 2006		2	2	1.00	0	0	0	0.00	0.00	0.00
March 2006		1	2	0.50	0.5	0	0	0.00	0.00	0.00
February 2006		3	4	0.75	0.433	0	0	0.00	0.00	0.00
January 2006		0	1	0.00	0	0	0	0.00	0.00	0.00
December 2005		1	1	1.00	0	0	0	0.00	0.00	0.00
November 2005		1	4	0.25	0.433	0	0	0.00	0.00	0.00
October 2005		1	3	0.33	0.4714	0	0	0.00	0.00	0.00
September 2005		1	2	0.50	0.5	0	0	0.00	0.00	0.00
August 2005		1	3	0.33	0.4714	0	0	0.00	0.00	0.00
OP-15B Count of Pending Orders Delayed for Facilities Reasons UDIT Above DS1 Level Diagnostic		July 2006	0	0	0.00	0	0	0	0.00	0.00
	June 2006	0	0	0.00	0	0	0	0.00	0.00	0.00
	May 2006	0	0	0.00	0	0	0	0.00	0.00	0.00
	April 2006	0	0	0.00	0	0	0	0.00	0.00	0.00
	March 2006	0	0	0.00	0	0	0	0.00	0.00	0.00
	February 2006	0	0	0.00	0	0	0	0.00	0.00	0.00
	January 2006	0	0	0.00	0	0	0	0.00	0.00	0.00
	December 2005	0	0	0.00	0	0	0	0.00	0.00	0.00
	November 2005	0	0	0.00	0	0	0	0.00	0.00	0.00
	October 2005	0	0	0.00	0	0	0	0.00	0.00	0.00
	September 2005	1	1	1.00	0	0	0	0.00	0.00	0.00
	August 2005	1	1	1.00	0	0	0	0.00	0.00	0.00
	OP-15B Count of Pending Orders Delayed for Facilities Reasons Unbundled Loop - 2 Wire Non-Loaded Diagnostic	July 2006	15	17	0.88	0.3222	0	0	0.00	0.00
June 2006		16	20	0.80	0.4	0	0	0.00	0.00	0.00
May 2006		10	18	0.56	0.4969	0	0	0.00	0.00	0.00
April 2006		11	16	0.69	0.4635	0	0	0.00	0.00	0.00
March 2006		10	11	0.91	0.2875	0	0	0.00	0.00	0.00
February 2006		11	14	0.79	0.4103	0	0	0.00	0.00	0.00
January 2006		17	19	0.89	0.3069	0	0	0.00	0.00	0.00
December 2005		25	27	0.93	0.2619	0	0	0.00	0.00	0.00
November 2005		24	24	1.00	0	0	0	0.00	0.00	0.00
October 2005		29	31	0.94	0.2457	0	0	0.00	0.00	0.00
September 2005		24	26	0.92	0.2665	0	0	0.00	0.00	0.00
August 2005		24	29	0.83	0.3777	0	0	0.00	0.00	0.00

OP-15B Count of Pending Orders Delayed for Facilities Reasons Unbundled Loop - DS1 Capable Diagnostic	July 2006	0	1	0.00	0	0	0	0.00	0.00	0.00
	June 2006	0	0	0.00	0	0	0	0.00	0.00	0.00
	May 2006	0	1	0.00	0	0	0	0.00	0.00	0.00
	April 2006	0	1	0.00	0	0	0	0.00	0.00	0.00
	March 2006	2	4	0.50	0.5	0	0	0.00	0.00	0.00
	February 2006	4	5	0.80	0.4	0	0	0.00	0.00	0.00
	January 2006	1	2	0.50	0.5	0	0	0.00	0.00	0.00
	December 2005	0	1	0.00	0	0	0	0.00	0.00	0.00
	November 2005	0	0	0.00	0	0	0	0.00	0.00	0.00
	October 2005	3	8	0.38	0.4841	0	0	0.00	0.00	0.00
	September 2005	1	4	0.25	0.433	0	0	0.00	0.00	0.00
	August 2005	1	3	0.33	0.4714	0	0	0.00	0.00	0.00
	OP-15B Count of Pending Orders Delayed for Facilities Reasons Unbundled Loop Analog Diagnostic	July 2006	8	10	80.00%	0	0	0	0.00%	0.00
June 2006		18	25	72.00%	0	0	0	0.00%	0.00	0.00
May 2006		7	40	17.50%	0	0	0	0.00%	0.00	0.00
April 2006		7	27	25.93%	0	0	0	0.00%	0.00	0.00
March 2006		10	56	17.86%	0	0	0	0.00%	0.00	0.00
February 2006		18	26	69.23%	0	0	0	0.00%	0.00	0.00
January 2006		19	26	73.08%	0	0	0	0.00%	0.00	0.00
December 2005		16	43	37.21%	0	0	0	0.00%	0.00	0.00
November 2005		14	26	53.85%	0	0	0	0.00%	0.00	0.00
October 2005		12	20	60.00%	0	0	0	0.00%	0.00	0.00
September 2005		5	13	38.46%	0	0	0	0.00%	0.00	0.00
August 2005		12	17	70.59%	0	0	0	0.00%	0.00	0.00
OP-15B Count of Pending Orders Delayed for Facilities Reasons Unbundled Loop ISDN Capable Diagnostic		July 2006	2	2	100.00%	0	0	0	0.00%	0.00
	June 2006	2	2	100.00%	0	0	0	0.00%	0.00	0.00
	May 2006	2	2	100.00%	0	0	0	0.00%	0.00	0.00
	April 2006	2	2	100.00%	0	0	0	0.00%	0.00	0.00
	March 2006	2	2	100.00%	0	0	0	0.00%	0.00	0.00
	February 2006	2	2	100.00%	0	0	0	0.00%	0.00	0.00
	January 2006	2	2	100.00%	0	0	0	0.00%	0.00	0.00
	December 2005	2	2	100.00%	0	0	0	0.00%	0.00	0.00
	November 2005	4	4	100.00%	0	0	0	0.00%	0.00	0.00
	October 2005	3	3	100.00%	0	0	0	0.00%	0.00	0.00
	September 2005	2	3	66.67%	0	0	0	0.00%	0.00	0.00
	August 2005	3	3	100.00%	0	0	0	0.00%	0.00	0.00
	OP-17A Timeliness of Disconnects associated with LNP Orders LNP Benchmark 0.9825	July 2006	9024	9024	100.00%	0	0	0	0.00%	0.00
June 2006		8452	8454	99.98%	0	0	0	0.00%	0.00	(0.05)
May 2006		7381	7381	100.00%	0	0	0	0.00%	0.00	(0.05)
April 2006		5660	5665	99.91%	0	0	0	0.00%	0.00	(0.05)
March 2006		7292	7292	100.00%	0	0	0	0.00%	0.00	(0.05)
February 2006		9176	9189	99.86%	0	0	0	0.00%	0.00	(0.05)
January 2006		6808	6808	100.00%	0	0	0	0.00%	0.00	(0.05)
December 2005		6132	6132	100.00%	0	0	0	0.00%	0.00	(0.05)
November 2005		5706	5707	99.98%	0	0	0	0.00%	0.00	(0.05)
October 2005		5729	5729	100.00%	0	0	0	0.00%	0.00	(0.05)
September 2005		4858	4858	100.00%	0	0	0	0.00%	0.00	(0.05)
August 2005		6405	6406	99.98%	0	0	0	0.00%	0.00	(0.05)
OP-17B Timeliness of Disconnects associated with LNP Orders LNP Diagnostic		July 2006	9024	9024	100.00%	0	0	0	0.00%	0.00
	June 2006	8454	8454	100.00%	0	0	0	0.00%	0.00	0.00
	May 2006	7381	7381	100.00%	0	0	0	0.00%	0.00	0.00
	April 2006	5665	5665	100.00%	0	0	0	0.00%	0.00	0.00
	March 2006	7292	7292	100.00%	0	0	0	0.00%	0.00	0.00

	February 2006	9189	9189	100.00%	0	0	0	0.00%	0.00	0.00
	January 2006	6808	6808	100.00%	0	0	0	0.00%	0.00	0.00
	December 2005	6132	6132	100.00%	0	0	0	0.00%	0.00	0.00
	November 2005	5707	5707	100.00%	0	0	0	0.00%	0.00	0.00
	October 2005	5729	5729	100.00%	0	0	0	0.00%	0.00	0.00
	September 2005	4858	4858	100.00%	0	0	0	0.00%	0.00	0.00
	August 2005	6406	6406	100.00%	0	0	0	0.00%	0.00	0.00
OP-2 Calls Answered within Twenty	July 2006	9643	10105	95.43%	0	1367722	2034508	67.23%	-60.25	0.00
Seconds - Interconnect Provisioning Center	June 2006	10129	10521	96.27%	0	1601337	2101997	76.18%	-48.26	0.00
Parity	May 2006	10235	11313	90.47%	0	1376325	1978530	69.56%	-48.19	0.00
	April 2006	9400	11161	84.22%	0	1495959	2145010	82.54%	-4.67	0.00
	March 2006	11976	12334	97.10%	0	1664807	1812456	79.87%	-47.57	0.00
	February 2006	11041	12645	87.32%	0	1454268	2084376	80.71%	-18.75	0.00
	January 2006	11056	12697	87.08%	0	1456403	1801761	68.10%	-45.74	0.00
	December 2005	11437	12789	89.43%	0	1496569	2138668	78.74%	-29.44	0.00
	November 2005	11819	13458	87.82%	0	1568061	1900611	78.88%	-25.33	0.00
	October 2005	12991	14289	90.92%	0	1538080	1987971	71.66%	-50.91	0.00
	September 2005	14491	15595	92.92%	0	1475451	2146408	68.79%	-64.81	0.00
	August 2005	16654	17964	92.71%	0	1690662	2417677	69.93%	-66.33	0.00
OP-3A Installation Commitments Met	July 2006	0	0	0.00%	0	0	0	0.00%	0.00	0.00
Business Parity	June 2006	3	3	100.00%	0	2420	2490	97.19%	-0.29	(1.18)
	May 2006	3	3	100.00%	0	2381	2460	96.79%	-0.32	(1.19)
	April 2006	7	7	100.00%	0	2079	2006	96.88%	-0.47	(1.29)
	March 2006	4	5	80.00%	0	2269	2146	96.18%	1.89	(0.20)
	February 2006	2	2	100.00%	0	2062	2359	96.49%	-0.27	(1.16)
	January 2006	3	5	60.00%	0	2190	2137	96.26%	4.27	0.52
	December 2005	4	5	80.00%	0	1959	2275	94.96%	1.53	(0.30)
	November 2005	3	3	100.00%	0	2195	2063	96.31%	-0.34	(1.21)
	October 2005	3	3	100.00%	0	2004	2279	95.98%	-0.35	(1.22)
	September 2005	8	8	100.00%	0	1928	2088	96.11%	-0.57	(1.35)
	August 2005	1	1	100.00%	0	2024	2127	95.16%	-0.23	(1.14)
OP-3A Installation Commitments Met Line	July 2006	0	0	0.00%	0	0	0	0.00%	0.00	0.00
Sharing Benchmark 0.95	June 2006	0	0	0.00%	0	0	0	0.00%	0.00	0.00
	May 2006	0	0	0.00%	0	0	0	0.00%	0.00	0.00
	April 2006	0	0	0.00%	0	0	0	0.00%	0.00	0.00
	March 2006	0	0	0.00%	0	0	0	0.00%	0.00	0.00
	February 2006	0	0	0.00%	0	0	0	0.00%	0.00	0.00
	January 2006	0	0	0.00%	0	0	0	0.00%	0.00	0.00
	December 2005	0	0	0.00%	0	0	0	0.00%	0.00	0.00
	November 2005	0	0	0.00%	0	0	0	0.00%	0.00	0.00
	October 2005	1	1	100.00%	0	0	0	0.00%	0.00	(0.16)
	September 2005	0	0	0.00%	0	0	0	0.00%	0.00	0.00
	August 2005	0	0	0.00%	0	0	0	0.00%	0.00	0.00
OP-3A Installation Commitments Met Line	July 2006	2	2	100.00%	0	0	0	0.00%	0.00	(0.16)
Splitting Benchmark 0.95	June 2006	0	0	0.00%	0	0	0	0.00%	0.00	0.00
	May 2006	0	0	0.00%	0	0	0	0.00%	0.00	0.00
	April 2006	3	3	100.00%	0	0	0	0.00%	0.00	(0.16)
	March 2006	6	6	100.00%	0	0	0	0.00%	0.00	(0.16)
	February 2006	6	6	100.00%	0	0	0	0.00%	0.00	(0.16)
	January 2006	2	2	100.00%	0	0	0	0.00%	0.00	(0.16)
	December 2005	2	2	100.00%	0	0	0	0.00%	0.00	(0.16)
	November 2005	2	2	100.00%	0	0	0	0.00%	0.00	(0.16)
	October 2005	3	3	100.00%	0	0	0	0.00%	0.00	(0.16)

	September 2005	1	1	100.00%	0	0	0	0.00%	0.00	(0.16)
	August 2005	1	1	100.00%	0	0	0	0.00%	0.00	(0.16)
OP-3A Installation Commitments Met Qwest	July 2006	0	0	0.00%	0	0	0	0.00%	0.00	0.00
DSL Parity	June 2006	0	0	0.00%	0	0	0	0.00%	0.00	0.00
	May 2006	0	0	0.00%	0	0	0	0.00%	0.00	0.00
	April 2006	0	0	0.00%	0	0	6843	0.00%	0.00	0.00
	March 2006	0	0	0.00%	0	0	0	0.00%	0.00	0.00
	February 2006	1	1	100.00%	0	4096	0	97.38%	-0.16	(1.10)
	January 2006	15	17	88.24%	0	5208	4206	97.18%	2.23	0.03
	December 2005	14	18	77.78%	0	4604	5359	96.62%	4.42	0.82
	November 2005	9	11	81.82%	0	4024	4765	96.34%	2.56	0.13
	October 2005	44	46	95.65%	0	6087	4177	97.66%	0.90	(0.47)
	September 2005	34	36	94.44%	0	6693	6233	97.81%	1.37	(0.27)
	August 2005	45	45	100.00%	0	6249	6414	97.43%	-1.09	(1.66)
OP-3A Installation Commitments Met Residence Parity	July 2006	238	240	99.17%	0	6592	6720	98.10%	-1.19	(1.73)
	June 2006	334	335	99.70%	0	7827	7972	98.18%	-2.04	(2.24)
	May 2006	453	459	98.69%	0	7315	7439	98.33%	-0.58	(1.36)
	April 2006	423	425	99.53%	0	6497	7420	98.16%	-2.04	(2.24)
	March 2006	458	462	99.13%	0	7417	6619	97.64%	-2.05	(2.25)
	February 2006	365	368	99.18%	0	6408	7596	97.86%	-1.71	(2.04)
	January 2006	481	487	98.77%	0	6856	6548	96.74%	-2.44	(2.48)
	December 2005	392	401	97.76%	0	6850	7087	96.09%	-1.68	(2.02)
	November 2005	428	432	99.07%	0	7234	7129	96.69%	-2.70	(2.64)
	October 2005	560	565	99.12%	0	6624	7482	96.79%	-3.02	(2.83)
	September 2005	514	524	98.09%	0	7215	6844	97.24%	-1.15	(1.70)
	August 2005	555	575	96.52%	0	7321	7683	95.29%	-1.35	(1.82)
OP-3A Installation Commitments Met UNE - P (POTS) Parity	July 2006	0	0	0.00%	0	0	0	0.00%	0.00	0.00
	June 2006	0	0	0.00%	0	0	0	0.00%	0.00	0.00
	May 2006	0	0	0.00%	0	0	0	0.00%	0.00	0.00
	April 2006	0	0	0.00%	0	0	9426	0.00%	0.00	0.00
	March 2006	0	0	0.00%	0	0	0	0.00%	0.00	0.00
	February 2006	2	2	100.00%	0	8470	0	97.52%	-0.23	(1.14)
	January 2006	0	0	0.00%	0	0	8685	0.00%	0.00	0.00
	December 2005	1	1	100.00%	0	8809	0	95.83%	-0.21	(1.13)
	November 2005	4	4	100.00%	0	9429	9192	96.60%	-0.38	(1.23)
	October 2005	3	3	100.00%	0	8628	9761	96.60%	-0.33	(1.20)
	September 2005	2	2	100.00%	0	9143	8932	97.00%	-0.25	(1.15)
	August 2005	3	4	75.00%	0	9345	9810	95.26%	1.91	(0.20)
OP-3B Installation Commitments Met Business Parity	July 2006	0	0	0.00%	0	0	0	0.00%	0.00	0.00
	June 2006	1	1	100.00%	0	348	362	96.13%	-0.20	(1.12)
	May 2006	0	0	0.00%	0	0	0	0.00%	0.00	0.00
	April 2006	0	0	0.00%	0	0	0	0.00%	0.00	0.00
	March 2006	5	5	100.00%	0	285	0	95.96%	-0.46	(1.28)
	February 2006	0	0	0.00%	0	0	297	0.00%	0.00	0.00
	January 2006	0	0	0.00%	0	0	0	0.00%	0.00	0.00
	December 2005	0	0	0.00%	0	0	0	0.00%	0.00	0.00
	November 2005	1	1	100.00%	0	249	0	93.26%	-0.27	(1.16)
	October 2005	0	0	0.00%	0	0	267	0.00%	0.00	0.00
	September 2005	0	0	0.00%	0	0	0	0.00%	0.00	0.00
	August 2005	1	1	100.00%	0	277	292	94.86%	-0.23	(1.14)
OP-3B Installation Commitments Met Qwest DSL Parity	July 2006	0	0	0.00%	0	0	0	0.00%	0.00	0.00
	June 2006	0	0	0.00%	0	0	0	0.00%	0.00	0.00
	May 2006	0	0	0.00%	0	0	0	0.00%	0.00	0.00

	April 2006	0	0	0.00%	0	0	918	0.00%	0.00	0.00
	March 2006	0	0	0.00%	0	0	0	0.00%	0.00	0.00
	February 2006	0	0	0.00%	0	0	0	0.00%	0.00	0.00
	January 2006	0	0	0.00%	0	0	0	0.00%	0.00	0.00
	December 2005	0	0	0.00%	0	0	0	0.00%	0.00	0.00
	November 2005	0	0	0.00%	0	0	0	0.00%	0.00	0.00
	October 2005	0	0	0.00%	0	0	0	0.00%	0.00	0.00
	September 2005	2	2	100.00%	0	898	0	97.82%	-0.21	(1.13)
	August 2005	1	1	100.00%	0	750	784	95.66%	-0.21	(1.13)
OP-3B Installation Commitments Met	July 2006	27	29	93.10%	0	1160	1194	97.15%	1.30	(0.30)
Residence Parity	June 2006	31	33	93.94%	0	1323	1385	95.52%	0.43	(0.71)
	May 2006	58	59	98.31%	0	1152	1194	96.48%	-0.74	(1.45)
	April 2006	61	61	100.00%	0	1045	1294	96.85%	-1.37	(1.83)
	March 2006	54	55	98.18%	0	1226	1079	96.61%	-0.63	(1.38)
	February 2006	57	59	96.61%	0	989	1269	93.83%	-0.86	(1.52)
	January 2006	54	57	94.74%	0	1017	1054	90.64%	-1.04	(1.63)
	December 2005	39	41	95.12%	0	1036	1122	94.61%	-0.14	(1.09)
	November 2005	49	50	98.00%	0	1088	1095	92.60%	-1.43	(1.87)
	October 2005	64	66	96.97%	0	1124	1175	92.36%	-1.37	(1.83)
	September 2005	75	77	97.40%	0	1214	1217	93.82%	-1.27	(1.77)
	August 2005	63	65	96.92%	0	1119	1175	95.23%	-0.62	(1.38)
OP-3B Installation Commitments Met UNE -	July 2006	0	0	0.00%	0	0	0	0.00%	0.00	0.00
P (POTS) Parity	June 2006	0	0	0.00%	0	0	0	0.00%	0.00	0.00
	May 2006	0	0	0.00%	0	0	0	0.00%	0.00	0.00
	April 2006	0	0	0.00%	0	0	0	0.00%	0.00	0.00
	March 2006	0	0	0.00%	0	0	0	0.00%	0.00	0.00
	February 2006	1	1	100.00%	0	1206	0	94.07%	-0.25	(1.15)
	January 2006	0	0	0.00%	0	0	1282	0.00%	0.00	0.00
	December 2005	1	1	100.00%	0	1295	0	94.73%	-0.24	(1.14)
	November 2005	0	0	0.00%	0	0	1367	0.00%	0.00	0.00
	October 2005	3	3	100.00%	0	1362	0	93.10%	-0.47	(1.29)
	September 2005	0	0	0.00%	0	0	1463	0.00%	0.00	0.00
	August 2005	0	0	0.00%	0	0	0	0.00%	0.00	0.00
OP-3C Installation Commitments Met	July 2006	1	1	100.00%	0	590	600	98.33%	-0.13	(1.08)
Business Parity	June 2006	3	3	100.00%	0	658	664	99.10%	-0.17	(1.10)
	May 2006	1	1	100.00%	0	709	711	99.72%	-0.05	(1.03)
	April 2006	2	2	100.00%	0	664	679	99.40%	-0.11	(1.07)
	March 2006	8	8	100.00%	0	739	668	99.06%	-0.27	(1.17)
	February 2006	26	26	100.00%	0	695	746	99.57%	-0.33	(1.20)
	January 2006	2	2	100.00%	0	698	698	99.86%	-0.05	(1.03)
	December 2005	2	2	100.00%	0	600	699	99.17%	-0.13	(1.08)
	November 2005	10	10	100.00%	0	656	605	99.24%	-0.27	(1.17)
	October 2005	1	1	100.00%	0	591	661	99.16%	-0.09	(1.06)
	September 2005	6	6	100.00%	0	671	596	98.82%	-0.27	(1.16)
	August 2005	2	2	100.00%	0	695	705	98.58%	-0.17	(1.10)
OP-3C Installation Commitments Met Line	July 2006	0	0	0.00%	0	0	0	0.00%	0.00	0.00
Sharing Benchmark 0.95	June 2006	0	0	0.00%	0	0	0	0.00%	0.00	0.00
	May 2006	0	0	0.00%	0	0	0	0.00%	0.00	0.00
	April 2006	0	0	0.00%	0	0	0	0.00%	0.00	0.00
	March 2006	0	0	0.00%	0	0	0	0.00%	0.00	0.00
	February 2006	1	1	100.00%	0	0	0	0.00%	0.00	(0.16)
	January 2006	0	0	0.00%	0	0	0	0.00%	0.00	0.00
	December 2005	0	0	0.00%	0	0	0	0.00%	0.00	0.00

	November 2005	2	2	100.00%	0	0	0	0.00%	0.00	(0.16)
	October 2005	1	1	100.00%	0	0	0	0.00%	0.00	(0.16)
	September 2005	0	0	0.00%	0	0	0	0.00%	0.00	0.00
	August 2005	2	2	100.00%	0	0	0	0.00%	0.00	(0.16)
OP-3C Installation Commitments Met Line Splitting Benchmark 0.95	July 2006	20	20	100.00%	0	0	0	0.00%	0.00	(0.16)
	June 2006	15	15	100.00%	0	0	0	0.00%	0.00	(0.16)
	May 2006	12	12	100.00%	0	0	0	0.00%	0.00	(0.16)
	April 2006	25	25	100.00%	0	0	0	0.00%	0.00	(0.16)
	March 2006	22	22	100.00%	0	0	0	0.00%	0.00	(0.16)
	February 2006	20	20	100.00%	0	0	0	0.00%	0.00	(0.16)
	January 2006	17	17	100.00%	0	0	0	0.00%	0.00	(0.16)
	December 2005	13	13	100.00%	0	0	0	0.00%	0.00	(0.16)
	November 2005	27	27	100.00%	0	0	0	0.00%	0.00	(0.16)
	October 2005	22	22	100.00%	0	0	0	0.00%	0.00	(0.16)
	September 2005	18	18	100.00%	0	0	0	0.00%	0.00	(0.16)
	August 2005	25	25	100.00%	0	0	0	0.00%	0.00	(0.16)
OP-3C Installation Commitments Met Qwest DSL Parity	July 2006	0	0	0.00%	0	0	0	0.00%	0.00	0.00
	June 2006	1	1	100.00%	0	6051	6059	99.87%	-0.04	(1.02)
	May 2006	0	0	0.00%	0	0	0	0.00%	0.00	0.00
	April 2006	0	0	0.00%	0	0	8773	0.00%	0.00	0.00
	March 2006	2	2	100.00%	0	8983	0	99.77%	-0.07	(1.04)
	February 2006	4	4	100.00%	0	6856	9004	98.59%	-0.24	(1.15)
	January 2006	12	12	100.00%	0	7458	6954	99.18%	-0.32	(1.19)
	December 2005	1	1	100.00%	0	6240	7520	98.98%	-0.10	(1.06)
	November 2005	32	32	100.00%	0	6141	6304	99.55%	-0.38	(1.23)
	October 2005	45	46	97.83%	0	7743	6169	99.72%	2.41	(0.08)
	September 2005	56	56	100.00%	0	8757	7765	99.82%	-0.32	(1.19)
	August 2005	49	49	100.00%	0	8521	8539	99.79%	-0.32	(1.20)
OP-3C Installation Commitments Met Residence Parity	July 2006	1075	1075	100.00%	0	16007	16034	99.83%	-1.30	(1.79)
	June 2006	1165	1165	100.00%	0	18075	18110	99.81%	-1.46	(1.89)
	May 2006	1382	1382	100.00%	0	17621	17650	99.84%	-1.45	(1.88)
	April 2006	1226	1227	99.92%	0	15919	21886	99.86%	-0.51	(1.31)
	March 2006	1776	1776	100.00%	0	18264	15941	99.83%	-1.66	(2.01)
	February 2006	1495	1495	100.00%	0	16124	18295	99.78%	-1.75	(2.06)
	January 2006	1282	1282	100.00%	0	17188	16160	99.83%	-1.44	(1.88)
	December 2005	1382	1382	100.00%	0	16471	17218	99.82%	-1.52	(1.93)
	November 2005	1530	1530	100.00%	0	18821	16501	99.82%	-1.60	(1.97)
	October 2005	1494	1497	99.80%	0	20021	18855	99.81%	0.05	(0.97)
	September 2005	1761	1764	99.83%	0	21842	20060	99.80%	-0.28	(1.17)
	August 2005	1596	1598	99.87%	0	21815	21845	99.86%	-0.13	(1.08)
OP-3C Installation Commitments Met UNE - P (POTS) Parity	July 2006	0	0	0.00%	0	0	0	0.00%	0.00	0.00
	June 2006	0	0	0.00%	0	0	0	0.00%	0.00	0.00
	May 2006	1	1	100.00%	0	18330	18361	99.83%	-0.04	(1.03)
	April 2006	2	2	100.00%	0	16583	22565	99.84%	-0.06	(1.03)
	March 2006	2	2	100.00%	0	19003	16609	99.80%	-0.06	(1.04)
	February 2006	5	5	100.00%	0	16819	19041	99.77%	-0.11	(1.07)
	January 2006	3	3	100.00%	0	17886	16858	99.83%	-0.07	(1.04)
	December 2005	1	1	100.00%	0	17071	17917	99.80%	-0.05	(1.03)
	November 2005	0	0	0.00%	0	0	17106	0.00%	0.00	0.00
	October 2005	0	0	0.00%	0	0	0	0.00%	0.00	0.00
	September 2005	6	6	100.00%	0	22513	0	99.77%	-0.12	(1.07)
	August 2005	1	1	100.00%	0	22510	22550	99.82%	-0.04	(1.03)
OP-3D Installation Commitments Met Basic	July 2006	5	5	100.00%	0	29	33	87.88%	-0.77	(1.47)

Rate ISDN Parity	June 2006	2	2	100.00%	0	51	52	98.08%	-0.19	(1.12)	
	May 2006	0	0	0.00%	0	0	0	0.00%	0.00	0.00	
	April 2006	0	0	0.00%	0	0	0	0.00%	0.00	0.00	
	March 2006	0	0	0.00%	0	0	0	0.00%	0.00	0.00	
	February 2006	0	0	0.00%	0	0	0	0.00%	0.00	0.00	
	January 2006	0	0	0.00%	0	0	0	0.00%	0.00	0.00	
	December 2005	0	0	0.00%	0	0	0	0.00%	0.00	0.00	
	November 2005	0	0	0.00%	0	0	0	0.00%	0.00	0.00	
	October 2005	0	0	0.00%	0	0	0	0.00%	0.00	0.00	
	September 2005	0	0	0.00%	0	0	0	0.00%	0.00	0.00	
	August 2005	0	0	0.00%	0	0	0	0.00%	0.00	0.00	
	OP-3D Installation Commitments Met Dark	July 2006	0	0	0.00%	0	0	0	0.00%	0.00	0.00
	Fiber - IOF Diagnostic	June 2006	0	0	0.00%	0	0	0	0.00%	0.00	0.00
	May 2006	3	3	100.00%	0	0	0	0.00%	0.00	0.00	
	April 2006	0	0	0.00%	0	0	0	0.00%	0.00	0.00	
	March 2006	0	0	0.00%	0	0	0	0.00%	0.00	0.00	
	February 2006	0	0	0.00%	0	0	0	0.00%	0.00	0.00	
	January 2006	0	0	0.00%	0	0	0	0.00%	0.00	0.00	
	December 2005	0	0	0.00%	0	0	0	0.00%	0.00	0.00	
	November 2005	0	0	0.00%	0	0	0	0.00%	0.00	0.00	
	October 2005	0	0	0.00%	0	0	0	0.00%	0.00	0.00	
	September 2005	0	0	0.00%	0	0	0	0.00%	0.00	0.00	
	August 2005	0	0	0.00%	0	0	0	0.00%	0.00	0.00	
OP-3D Installation Commitments Met Dark	July 2006	0	0	0.00%	0	0	0	0.00%	0.00	0.00	
Fiber - Loop Diagnostic	June 2006	0	0	0.00%	0	0	0	0.00%	0.00	0.00	
	May 2006	0	0	0.00%	0	0	0	0.00%	0.00	0.00	
	April 2006	0	0	0.00%	0	0	0	0.00%	0.00	0.00	
	March 2006	0	0	0.00%	0	0	0	0.00%	0.00	0.00	
	February 2006	0	0	0.00%	0	0	0	0.00%	0.00	0.00	
	January 2006	0	0	0.00%	0	0	0	0.00%	0.00	0.00	
	December 2005	0	0	0.00%	0	0	0	0.00%	0.00	0.00	
	November 2005	0	0	0.00%	0	0	0	0.00%	0.00	0.00	
	October 2005	2	2	100.00%	0	0	0	0.00%	0.00	0.00	
	September 2005	0	0	0.00%	0	0	0	0.00%	0.00	0.00	
	August 2005	0	0	0.00%	0	0	0	0.00%	0.00	0.00	
OP-3D Installation Commitments Met DS1	July 2006	0	0	0.00%	0	0	0	0.00%	0.00	0.00	
Parity	June 2006	0	0	0.00%	0	0	0	0.00%	0.00	0.00	
	May 2006	0	0	0.00%	0	0	0	0.00%	0.00	0.00	
	April 2006	0	0	0.00%	0	0	0	0.00%	0.00	0.00	
	March 2006	0	0	0.00%	0	0	0	0.00%	0.00	0.00	
	February 2006	0	0	0.00%	0	0	0	0.00%	0.00	0.00	
	January 2006	1	1	100.00%	0	74	0	90.24%	-0.33	(1.20)	
	December 2005	0	0	0.00%	0	0	82	0.00%	0.00	0.00	
	November 2005	0	0	0.00%	0	0	0	0.00%	0.00	0.00	
	October 2005	3	3	100.00%	0	86	0	86.87%	-0.66	(1.40)	
	September 2005	0	0	0.00%	0	0	99	0.00%	0.00	0.00	
	August 2005	1	1	100.00%	0	27	39	69.23%	-0.66	(1.40)	
OP-3D Installation Commitments Met E911	July 2006	0	0	0.00%	0	0	0	0.00%	0.00	0.00	
Parity	June 2006	0	0	0.00%	0	0	0	0.00%	0.00	0.00	
	May 2006	0	0	0.00%	0	0	0	0.00%	0.00	0.00	
	April 2006	0	0	0.00%	0	0	0	0.00%	0.00	0.00	
	March 2006	0	0	0.00%	0	0	0	0.00%	0.00	0.00	
	February 2006	0	0	0.00%	0	0	0	0.00%	0.00	0.00	

	January 2006	0	0	0.00%	0	0	0	0.00%	0.00	0.00
	December 2005	0	0	0.00%	0	0	0	0.00%	0.00	0.00
	November 2005	0	0	0.00%	0	0	0	0.00%	0.00	0.00
	October 2005	2	3	66.67%	0	4	0	100.00%	0.00	(0.53)
	September 2005	0	0	0.00%	0	0	4	0.00%	0.00	0.00
	August 2005	0	1	0.00%	0	2	7	28.57%	0.59	(0.87)
OP-3D Installation Commitments Met	July 2006	3	3	100.00%	0	0	0	0.00%	0.00	(0.33)
Enhanced Extended Loops - DS0 Capable	June 2006	1	1	100.00%	0	0	0	0.00%	0.00	(0.33)
Benchmark 0.9	May 2006	0	0	0.00%	0	0	0	0.00%	0.00	0.00
	April 2006	1	1	100.00%	0	0	0	0.00%	0.00	(0.33)
	March 2006	0	0	0.00%	0	0	0	0.00%	0.00	0.00
	February 2006	0	0	0.00%	0	0	0	0.00%	0.00	0.00
	January 2006	0	0	0.00%	0	0	0	0.00%	0.00	0.00
	December 2005	1	1	100.00%	0	0	0	0.00%	0.00	(0.33)
	November 2005	1	1	100.00%	0	0	0	0.00%	0.00	(0.33)
	October 2005	0	0	0.00%	0	0	0	0.00%	0.00	0.00
	September 2005	2	2	100.00%	0	0	0	0.00%	0.00	(0.33)
	August 2005	0	0	0.00%	0	0	0	0.00%	0.00	0.00
OP-3D Installation Commitments Met	July 2006	81	91	89.01%	0	0	0	0.00%	0.00	0.03
Enhanced Extended Loops - DS1 Capable	June 2006	109	121	90.08%	0	0	0	0.00%	0.00	(0.00)
Benchmark 0.9	May 2006	79	91	86.81%	0	0	0	0.00%	0.00	0.11
	April 2006	81	85	95.29%	0	0	55	0.00%	0.00	(0.18)
	March 2006	72	76	94.74%	0	0	0	0.00%	0.00	(0.16)
	February 2006	60	63	95.24%	0	0	0	0.00%	0.00	(0.17)
	January 2006	68	72	94.44%	0	0	0	0.00%	0.00	(0.15)
	December 2005	45	53	84.91%	0	0	0	0.00%	0.00	0.17
	November 2005	71	77	92.21%	0	0	0	0.00%	0.00	(0.07)
	October 2005	65	66	98.48%	0	86	0	86.87%	-2.16	(2.32)
	September 2005	183	189	96.83%	0	47	99	85.45%	-2.11	(2.28)
	August 2005	470	481	97.71%	0	27	39	69.23%	-3.71	(3.25)
OP-3D Installation Commitments Met	July 2006	0	0	0.00%	0	0	0	0.00%	0.00	0.00
Enhanced Extended Loops - DS3 Capable	June 2006	0	0	0.00%	0	0	0	0.00%	0.00	0.00
Benchmark 0.9	May 2006	0	0	0.00%	0	0	0	0.00%	0.00	0.00
	April 2006	1	1	100.00%	0	0	0	0.00%	0.00	(0.33)
	March 2006	3	3	100.00%	0	0	0	0.00%	0.00	(0.33)
	February 2006	0	0	0.00%	0	0	0	0.00%	0.00	0.00
	January 2006	1	1	100.00%	0	0	0	0.00%	0.00	(0.33)
	December 2005	2	2	100.00%	0	0	0	0.00%	0.00	(0.33)
	November 2005	0	0	0.00%	0	0	0	0.00%	0.00	0.00
	October 2005	2	2	100.00%	0	0	0	0.00%	0.00	(0.33)
	September 2005	1	1	100.00%	0	0	0	0.00%	0.00	(0.33)
	August 2005	4	4	100.00%	0	0	0	0.00%	0.00	(0.33)
OP-3D Installation Commitments Met LIS	July 2006	18	20	90.00%	0	10	10	100.00%	0.00	(0.51)
Trunk Parity	June 2006	13	17	76.47%	0	14	14	100.00%	0.00	0.14
	May 2006	18	19	94.74%	0	9	9	100.00%	0.00	(0.78)
	April 2006	28	30	93.33%	0	11	12	100.00%	0.00	(0.60)
	March 2006	16	16	100.00%	0	7	11	100.00%	0.00	0.00
	February 2006	16	21	76.19%	0	15	7	100.00%	0.00	0.21
	January 2006	10	11	90.91%	0	16	15	100.00%	0.00	(0.50)
	December 2005	18	20	90.00%	0	15	16	100.00%	0.00	(0.35)
	November 2005	14	15	93.33%	0	18	15	100.00%	0.00	(0.57)
	October 2005	22	23	95.65%	0	14	18	100.00%	0.00	(0.72)
	September 2005	6	7	85.71%	0	12	14	100.00%	0.00	(0.45)

	August 2005	12	12	100.00%	0	24	24	100.00%	0.00	0.00
OP-3D Installation Commitments Met PBX Parity	July 2006	0	0	0.00%	0	0	0	0.00%	0.00	0.00
	June 2006	0	0	0.00%	0	0	0	0.00%	0.00	0.00
	May 2006	0	0	0.00%	0	0	0	0.00%	0.00	0.00
	April 2006	0	0	0.00%	0	0	0	0.00%	0.00	0.00
	March 2006	0	0	0.00%	0	0	0	0.00%	0.00	0.00
	February 2006	0	0	0.00%	0	0	0	0.00%	0.00	0.00
	January 2006	0	0	0.00%	0	0	0	0.00%	0.00	0.00
	December 2005	0	0	0.00%	0	0	0	0.00%	0.00	0.00
	November 2005	0	0	0.00%	0	0	0	0.00%	0.00	0.00
	October 2005	2	3	66.67%	0	15	0	68.18%	0.05	(1.01)
	September 2005	0	0	0.00%	0	0	22	0.00%	0.00	0.00
	August 2005	0	0	0.00%	0	0	0	0.00%	0.00	0.00
OP-3D Installation Commitments Met UDIT Above DS1 Level Parity	July 2006	1	1	100.00%	0	12	22	54.55%	-0.89	(1.54)
	June 2006	0	0	0.00%	0	0	0	0.00%	0.00	0.00
	May 2006	0	0	0.00%	0	0	0	0.00%	0.00	0.00
	April 2006	0	0	0.00%	0	0	0	0.00%	0.00	0.00
	March 2006	8	8	100.00%	0	37	0	94.87%	-0.60	(1.36)
	February 2006	2	2	100.00%	0	18	39	78.26%	-0.71	(1.43)
	January 2006	0	0	0.00%	0	0	23	0.00%	0.00	0.00
	December 2005	2	2	100.00%	0	7	0	70.00%	-0.85	(1.51)
	November 2005	4	4	100.00%	0	7	10	70.00%	-1.11	(1.67)
	October 2005	1	1	100.00%	0	13	10	92.86%	-0.27	(1.16)
	September 2005	0	0	0.00%	0	0	14	0.00%	0.00	0.00
	August 2005	4	4	100.00%	0	16	24	66.67%	-1.31	(1.80)
OP-3D Installation Commitments Met UDIT DS1 Parity	July 2006	0	0	0.00%	0	0	0	0.00%	0.00	0.00
	June 2006	0	0	0.00%	0	0	0	0.00%	0.00	0.00
	May 2006	0	0	0.00%	0	0	0	0.00%	0.00	0.00
	April 2006	2	2	100.00%	0	84	55	86.60%	-0.55	(1.33)
	March 2006	1	1	100.00%	0	75	97	84.27%	-0.43	(1.26)
	February 2006	0	0	0.00%	0	0	89	0.00%	0.00	0.00
	January 2006	1	1	100.00%	0	74	0	90.24%	-0.33	(1.20)
	December 2005	1	1	100.00%	0	44	82	88.00%	-0.37	(1.22)
	November 2005	1	1	100.00%	0	59	50	84.29%	-0.43	(1.26)
	October 2005	4	4	100.00%	0	86	70	86.87%	-0.76	(1.46)
	September 2005	3	3	100.00%	0	47	99	85.45%	-0.70	(1.42)
	August 2005	2	2	100.00%	0	27	39	69.23%	-0.92	(1.56)
OP-3D Installation Commitments Met Unbundled Loop - 2 Wire Non-Loaded Benchmark 0.9	July 2006	643	648	99.23%	0.0875	0	0	0.00%	0.00	(0.31)
	June 2006	631	641	98.44%	0.1239	0	0	0.00%	0.00	(0.28)
	May 2006	509	513	99.22%	0.088	0	0	0.00%	0.00	(0.31)
	April 2006	435	441	98.64%	0.1158	0	0	0.00%	0.00	(0.29)
	March 2006	570	581	98.11%	0.1363	0	0	0.00%	0.00	(0.27)
	February 2006	488	494	98.79%	0.1095	0	0	0.00%	0.00	(0.29)
	January 2006	370	374	98.93%	0.1029	0	0	0.00%	0.00	(0.30)
	December 2005	307	308	99.68%	0.0569	0	0	0.00%	0.00	(0.32)
	November 2005	383	390	98.21%	0.1328	0	0	0.00%	0.00	(0.27)
	October 2005	336	341	98.53%	0.1202	0	0	0.00%	0.00	(0.28)
	September 2005	338	346	97.69%	0.1503	0	0	0.00%	0.00	(0.26)
	August 2005	298	305	97.70%	0.1497	48	57	84.21%	-2.56	(2.56)
OP-3D Installation Commitments Met Unbundled Loop - ADSL Qualified Benchmark 0.9	July 2006	6	7	85.71%	0.3499	0	0	0.00%	0.00	0.14
	June 2006	19	19	100.00%	0	0	0	0.00%	0.00	(0.33)
	May 2006	10	10	100.00%	0	0	0	0.00%	0.00	(0.33)
	April 2006	5	5	100.00%	0	0	6843	0.00%	0.00	(0.33)

	March 2006	13	13	100.00%	0	0	0	0.00%	0.00	(0.33)
	February 2006	5	5	100.00%	0	0	0	0.00%	0.00	(0.33)
	January 2006	6	6	100.00%	0	0	0	0.00%	0.00	(0.33)
	December 2005	6	7	85.71%	0.3499	0	0	0.00%	0.00	0.14
	November 2005	13	14	92.86%	0.2575	0	0	0.00%	0.00	(0.10)
	October 2005	11	11	100.00%	0	6088	0	97.66%	-0.51	(1.31)
	September 2005	13	13	100.00%	0	6693	6234	97.81%	-0.54	(1.33)
	August 2005	17	17	100.00%	0	6250	6415	97.43%	-0.67	(1.41)
OP-3D Installation Commitments Met	July 2006	112	121	92.56%	0.2624	37	49	75.51%	-2.34	(2.42)
Unbundled Loop - DS1 Capable Parity	June 2006	122	130	93.85%	0.2403	66	94	70.21%	-3.82	(3.32)
	May 2006	141	151	93.38%	0.2487	74	90	82.22%	-2.19	(2.33)
	April 2006	195	203	96.06%	0.1946	84	55	86.60%	-2.25	(2.37)
	March 2006	154	157	98.09%	0.1369	75	97	84.27%	-2.86	(2.74)
	February 2006	93	103	90.29%	0.2961	68	89	83.95%	-1.16	(1.71)
	January 2006	132	150	88.00%	0.325	74	81	90.24%	0.55	(0.70)
	December 2005	106	114	92.98%	0.2554	44	82	88.00%	-0.90	(1.55)
	November 2005	114	125	91.20%	0.2833	59	50	84.29%	-1.27	(1.77)
	October 2005	116	124	93.55%	0.2457	86	70	86.87%	-1.47	(1.89)
	September 2005	102	115	88.70%	0.3166	47	99	85.45%	-0.56	(1.34)
	August 2005	111	118	94.07%	0.2362	27	39	69.23%	-2.91	(2.77)
OP-3D Installation Commitments Met	July 2006	0	0	0.00%	0	0	0	0.00%	0.00	0.00
Unbundled Loop - DS3 Capable Parity	June 2006	0	0	0.00%	0	0	0	0.00%	0.00	0.00
	May 2006	0	0	0.00%	0	0	0	0.00%	0.00	0.00
	April 2006	0	0	0.00%	0	0	10	0.00%	0.00	0.00
	March 2006	0	0	0.00%	0	0	0	0.00%	0.00	0.00
	February 2006	0	0	0.00%	0	0	0	0.00%	0.00	0.00
	January 2006	0	0	0.00%	0	0	0	0.00%	0.00	0.00
	December 2005	0	0	0.00%	0	0	0	0.00%	0.00	0.00
	November 2005	0	0	0.00%	0	0	0	0.00%	0.00	0.00
	October 2005	0	0	0.00%	0	0	0	0.00%	0.00	0.00
	September 2005	2	2	100.00%	0	9	0	90.00%	-0.43	(1.26)
	August 2005	0	0	0.00%	0	0	0	0.00%	0.00	0.00
OP-3D Installation Commitments Met	July 2006	14	14	100.00%	0	0	0	0.00%	0.00	(0.33)
Unbundled Loop - XDSL Benchmark 0.9	June 2006	17	18	94.44%	0.2291	0	0	0.00%	0.00	(0.15)
	May 2006	17	18	94.44%	0.2291	0	0	0.00%	0.00	(0.15)
	April 2006	19	19	100.00%	0	0	0	0.00%	0.00	(0.33)
	March 2006	27	28	96.43%	0.1856	0	0	0.00%	0.00	(0.21)
	February 2006	4	4	100.00%	0	0	0	0.00%	0.00	(0.33)
	January 2006	2	2	100.00%	0	0	0	0.00%	0.00	(0.33)
	December 2005	12	12	100.00%	0	0	0	0.00%	0.00	(0.33)
	November 2005	4	4	100.00%	0	0	0	0.00%	0.00	(0.33)
	October 2005	2	2	100.00%	0	0	0	0.00%	0.00	(0.33)
	September 2005	3	3	100.00%	0	0	0	0.00%	0.00	(0.33)
	August 2005	11	12	91.67%	0.2764	0	0	0.00%	0.00	(0.06)
OP-3D Installation Commitments Met	July 2006	1237	1245	99.36%	0.0799	0	0	0.00%	0.00	(0.31)
Unbundled Loop Analog Benchmark 0.9	June 2006	1866	1884	99.04%	0.0973	0	0	0.00%	0.00	(0.30)
	May 2006	1083	1090	99.36%	0.0799	0	0	0.00%	0.00	(0.31)
	April 2006	1034	1071	96.55%	0.1826	0	0	0.00%	0.00	(0.22)
	March 2006	2002	2031	98.57%	0.1186	0	0	0.00%	0.00	(0.29)
	February 2006	1324	1336	99.10%	0.0943	0	0	0.00%	0.00	(0.30)
	January 2006	1444	1485	97.24%	0.1639	0	0	0.00%	0.00	(0.24)
	December 2005	1633	1642	99.45%	0.0738	0	0	0.00%	0.00	(0.32)
	November 2005	1949	1958	99.54%	0.0676	0	0	0.00%	0.00	(0.32)

	October 2005	1559	1590	98.05%	0.1383	0	0	0.00%	0.00	(0.27)
	September 2005	1646	1676	98.21%	0.1326	0	0	0.00%	0.00	(0.27)
	August 2005	3117	3150	98.95%	0.1018	9345	9810	95.26%	-8.49	(6.16)
OP-3D Installation Commitments Met	July 2006	7	11	63.64%	0.481	0	0	0.00%	0.00	0.88
Unbundled Loop Conditioned Benchmark 0.9	June 2006	15	16	93.75%	0.2421	0	0	0.00%	0.00	(0.13)
	May 2006	6	7	85.71%	0.3499	0	0	0.00%	0.00	0.14
	April 2006	12	16	75.00%	0.433	0	0	0.00%	0.00	0.50
	March 2006	10	12	83.33%	0.3727	0	0	0.00%	0.00	0.22
	February 2006	14	19	73.68%	0.4403	0	0	0.00%	0.00	0.54
	January 2006	11	15	73.33%	0.4422	0	0	0.00%	0.00	0.56
	December 2005	5	5	100.00%	0	0	0	0.00%	0.00	(0.33)
	November 2005	7	8	87.50%	0.3307	0	0	0.00%	0.00	0.08
	October 2005	13	13	100.00%	0	0	0	0.00%	0.00	(0.33)
	September 2005	7	9	77.78%	0.4157	0	0	0.00%	0.00	0.41
	August 2005	7	9	77.78%	0.4157	0	0	0.00%	0.00	0.41
OP-3D Installation Commitments Met	July 2006	8	8	100.00%	0	29	33	87.88%	-0.94	(1.57)
Unbundled Loop ISDN Capable Parity	June 2006	7	9	77.78%	0.4157	51	52	98.08%	4.09	0.20
	May 2006	4	4	100.00%	0	55	60	91.67%	-0.58	(1.35)
	April 2006	9	9	100.00%	0	34	61	85.00%	-1.14	(1.69)
	March 2006	37	41	90.24%	0.2967	37	40	92.50%	0.39	(0.83)
	February 2006	22	22	100.00%	0	44	40	95.65%	-0.82	(1.50)
	January 2006	30	32	93.75%	0.2421	32	46	96.97%	0.76	(0.67)
	December 2005	21	23	91.30%	0.2818	40	33	93.02%	0.26	(0.88)
	November 2005	29	30	96.67%	0.1795	39	43	97.50%	0.22	(0.92)
	October 2005	26	28	92.86%	0.2575	55	40	93.22%	0.06	(0.96)
	September 2005	28	29	96.55%	0.1825	59	59	96.72%	0.04	(0.99)
	August 2005	19	23	82.61%	0.379	48	57	84.21%	0.18	(0.90)
OP-3E Installation Commitments Met Basic Rate ISDN Parity	July 2006	1	1	100.00%	0	14	15	93.33%	-0.26	(1.16)
	June 2006	2	2	100.00%	0	12	12	100.00%	0.00	0.00
	May 2006	2	2	100.00%	0	12	13	92.31%	-0.38	(1.23)
	April 2006	0	0	0.00%	0	0	0	0.00%	0.00	0.00
	March 2006	1	1	100.00%	0	9	0	81.82%	-0.45	(1.27)
	February 2006	0	0	0.00%	0	0	11	0.00%	0.00	0.00
	January 2006	0	0	0.00%	0	0	0	0.00%	0.00	0.00
	December 2005	0	0	0.00%	0	0	0	0.00%	0.00	0.00
	November 2005	0	0	0.00%	0	0	0	0.00%	0.00	0.00
	October 2005	0	0	0.00%	0	0	0	0.00%	0.00	0.00
	September 2005	0	0	0.00%	0	0	0	0.00%	0.00	0.00
	August 2005	0	0	0.00%	0	0	0	0.00%	0.00	0.00
OP-3E Installation Commitments Met Dark Fiber - IOF Diagnostic	July 2006	0	1	0.00%	0	0	0	0.00%	0.00	0.00
	June 2006	0	0	0.00%	0	0	0	0.00%	0.00	0.00
	May 2006	0	0	0.00%	0	0	0	0.00%	0.00	0.00
	April 2006	1	1	100.00%	0	0	0	0.00%	0.00	0.00
	March 2006	0	0	0.00%	0	0	0	0.00%	0.00	0.00
	February 2006	0	0	0.00%	0	0	0	0.00%	0.00	0.00
	January 2006	1	1	100.00%	0	0	0	0.00%	0.00	0.00
	December 2005	1	1	100.00%	0	0	0	0.00%	0.00	0.00
	November 2005	0	0	0.00%	0	0	0	0.00%	0.00	0.00
	October 2005	0	0	0.00%	0	0	0	0.00%	0.00	0.00
	September 2005	0	0	0.00%	0	0	0	0.00%	0.00	0.00
	August 2005	0	0	0.00%	0	0	0	0.00%	0.00	0.00
OP-3E Installation Commitments Met DS1 Parity	July 2006	0	0	0.00%	0	0	0	0.00%	0.00	0.00
	June 2006	0	0	0.00%	0	0	0	0.00%	0.00	0.00

	May 2006	0	0	0.00%	0	0	0	0.00%	0.00	0.00
	April 2006	0	0	0.00%	0	0	0	0.00%	0.00	0.00
	March 2006	0	0	0.00%	0	0	0	0.00%	0.00	0.00
	February 2006	0	0	0.00%	0	0	0	0.00%	0.00	0.00
	January 2006	0	0	0.00%	0	0	0	0.00%	0.00	0.00
	December 2005	0	0	0.00%	0	0	0	0.00%	0.00	0.00
	November 2005	0	0	0.00%	0	0	0	0.00%	0.00	0.00
	October 2005	7	7	100.00%	0	26	0	66.67%	-1.72	(2.05)
	September 2005	0	0	0.00%	0	0	39	0.00%	0.00	0.00
	August 2005	0	0	0.00%	0	0	0	0.00%	0.00	0.00
OP-3E Installation Commitments Met E911 Parity	July 2006	0	0	0.00%	0	0	0	0.00%	0.00	0.00
	June 2006	1	1	100.00%	0	1	1	100.00%	0.00	0.00
	May 2006	0	0	0.00%	0	0	0	0.00%	0.00	0.00
	April 2006	2	2	100.00%	0	1	0	100.00%	0.00	0.00
	March 2006	1	1	100.00%	0	1	1	100.00%	0.00	0.00
	February 2006	0	0	0.00%	0	0	1	0.00%	0.00	0.00
	January 2006	0	0	0.00%	0	0	0	0.00%	0.00	0.00
	December 2005	2	2	100.00%	0	14	0	100.00%	0.00	0.00
	November 2005	2	2	100.00%	0	2	14	66.67%	-0.77	(1.47)
	October 2005	1	1	100.00%	0	2	3	100.00%	0.00	0.00
	September 2005	0	0	0.00%	0	0	2	0.00%	0.00	0.00
	August 2005	2	2	100.00%	0	9	14	64.29%	-0.99	(1.60)
OP-3E Installation Commitments Met Enhanced Extended Loops - DS0 Capable Benchmark 0.9	July 2006	0	0	0.00%	0	0	0	0.00%	0.00	0.00
	June 2006	0	0	0.00%	0	0	0	0.00%	0.00	0.00
	May 2006	0	0	0.00%	0	0	0	0.00%	0.00	0.00
	April 2006	0	0	0.00%	0	0	0	0.00%	0.00	0.00
	March 2006	0	0	0.00%	0	0	0	0.00%	0.00	0.00
	February 2006	0	0	0.00%	0	0	0	0.00%	0.00	0.00
	January 2006	0	0	0.00%	0	0	0	0.00%	0.00	0.00
	December 2005	0	0	0.00%	0	0	0	0.00%	0.00	0.00
	November 2005	0	0	0.00%	0	0	0	0.00%	0.00	0.00
	October 2005	0	0	0.00%	0	0	0	0.00%	0.00	0.00
	September 2005	0	0	0.00%	0	0	0	0.00%	0.00	0.00
	August 2005	1	1	100.00%	0	0	0	0.00%	0.00	(0.33)
OP-3E Installation Commitments Met Enhanced Extended Loops - DS1 Capable Benchmark 0.9	July 2006	3	3	100.00%	0	0	0	0.00%	0.00	(0.33)
	June 2006	11	12	91.67%	0.2764	0	0	0.00%	0.00	(0.06)
	May 2006	9	11	81.82%	0.3857	0	0	0.00%	0.00	0.27
	April 2006	7	8	87.50%	0.3307	0	36	0.00%	0.00	0.08
	March 2006	2	4	50.00%	0.5	0	0	0.00%	0.00	1.33
	February 2006	3	3	100.00%	0	0	0	0.00%	0.00	(0.33)
	January 2006	3	4	75.00%	0.433	0	0	0.00%	0.00	0.50
	December 2005	0	0	0.00%	0	0	0	0.00%	0.00	0.00
	November 2005	6	6	100.00%	0	0	0	0.00%	0.00	(0.33)
	October 2005	8	8	100.00%	0	26	0	66.67%	-1.82	(2.11)
	September 2005	16	17	94.12%	0.2353	23	39	63.89%	-2.14	(2.30)
	August 2005	7	8	87.50%	0.3307	33	56	58.93%	-1.54	(1.93)
OP-3E Installation Commitments Met Enhanced Extended Loops - DS3 Capable Benchmark 0.9	July 2006	0	0	0.00%	0	0	0	0.00%	0.00	0.00
	June 2006	0	0	0.00%	0	0	0	0.00%	0.00	0.00
	May 2006	0	0	0.00%	0	0	0	0.00%	0.00	0.00
	April 2006	0	0	0.00%	0	0	0	0.00%	0.00	0.00
	March 2006	0	0	0.00%	0	0	0	0.00%	0.00	0.00
	February 2006	0	1	0.00%	0	0	0	0.00%	0.00	3.00
	January 2006	1	1	100.00%	0	0	0	0.00%	0.00	(0.33)

	December 2005	0	0	0.00%	0	0	0	0.00%	0.00	0.00
	November 2005	0	0	0.00%	0	0	0	0.00%	0.00	0.00
	October 2005	0	0	0.00%	0	0	0	0.00%	0.00	0.00
	September 2005	0	0	0.00%	0	0	0	0.00%	0.00	0.00
	August 2005	0	0	0.00%	0	0	0	0.00%	0.00	0.00
OP-3E Installation Commitments Met LIS	July 2006	9	12	75.00%	0.433	13	15	86.67%	0.89	(0.58)
Trunk Parity	June 2006	11	14	78.57%	0.4103	13	13	100.00%	0.00	0.01
	May 2006	5	5	100.00%	0	15	18	83.33%	-0.88	(1.54)
	April 2006	5	5	100.00%	0	24	11	100.00%	0.00	0.00
	March 2006	9	12	75.00%	0.433	15	24	100.00%	0.00	0.08
	February 2006	10	12	83.33%	0.3727	13	15	100.00%	0.00	(0.26)
	January 2006	5	5	100.00%	0	11	13	68.75%	-1.32	(1.80)
	December 2005	17	17	100.00%	0	21	16	100.00%	0.00	0.00
	November 2005	16	18	88.89%	0.3143	14	21	87.50%	-0.12	(1.07)
	October 2005	12	12	100.00%	0	11	16	91.67%	-0.74	(1.45)
	September 2005	29	32	90.63%	0.2915	10	12	90.91%	0.03	(1.10)
	August 2005	8	9	88.89%	0.3143	9	10	90.00%	0.08	(1.01)
OP-3E Installation Commitments Met PBX Parity	July 2006	0	0	0.00%	0	0	0	0.00%	0.00	0.00
	June 2006	0	0	0.00%	0	0	0	0.00%	0.00	0.00
	May 2006	0	0	0.00%	0	0	0	0.00%	0.00	0.00
	April 2006	0	0	0.00%	0	0	0	0.00%	0.00	0.00
	March 2006	0	0	0.00%	0	0	0	0.00%	0.00	0.00
	February 2006	0	0	0.00%	0	0	0	0.00%	0.00	0.00
	January 2006	0	0	0.00%	0	0	0	0.00%	0.00	0.00
	December 2005	0	0	0.00%	0	0	0	0.00%	0.00	0.00
	November 2005	0	0	0.00%	0	0	0	0.00%	0.00	0.00
	October 2005	5	5	100.00%	0	8	0	88.89%	-0.63	(1.39)
	September 2005	0	0	0.00%	0	0	9	0.00%	0.00	0.00
	August 2005	0	0	0.00%	0	0	0	0.00%	0.00	0.00
OP-3E Installation Commitments Met UDIT Above DS1 Level Parity	July 2006	0	0	0.00%	0	0	0	0.00%	0.00	0.00
	June 2006	0	0	0.00%	0	0	0	0.00%	0.00	0.00
	May 2006	0	0	0.00%	0	0	0	0.00%	0.00	0.00
	April 2006	0	0	0.00%	0	0	0	0.00%	0.00	0.00
	March 2006	7	8	87.50%	0.3307	2	0	40.00%	-1.70	(2.03)
	February 2006	6	6	100.00%	0	1	5	33.33%	-2.00	(2.22)
	January 2006	0	0	0.00%	0	0	3	0.00%	0.00	0.00
	December 2005	0	1	0.00%	0	3	0	60.00%	1.12	(0.59)
	November 2005	2	2	100.00%	0	0	5	0.00%	0.00	0.00
	October 2005	0	0	0.00%	0	0	0	0.00%	0.00	0.00
	September 2005	0	0	0.00%	0	0	0	0.00%	0.00	0.00
	August 2005	0	1	0.00%	0	4	4	100.00%	0.00	(0.15)
OP-3E Installation Commitments Met UDIT DS1 Parity	July 2006	0	0	0.00%	0	0	0	0.00%	0.00	0.00
	June 2006	1	1	100.00%	0	52	81	64.20%	-0.74	(1.45)
	May 2006	1	1	100.00%	0	41	63	65.08%	-0.73	(1.44)
	April 2006	0	0	0.00%	0	0	0	0.00%	0.00	0.00
	March 2006	0	0	0.00%	0	0	0	0.00%	0.00	0.00
	February 2006	0	0	0.00%	0	0	0	0.00%	0.00	0.00
	January 2006	0	0	0.00%	0	0	0	0.00%	0.00	0.00
	December 2005	1	1	100.00%	0	37	0	67.27%	-0.69	(1.42)
	November 2005	0	0	0.00%	0	0	55	0.00%	0.00	0.00
	October 2005	0	0	0.00%	0	0	0	0.00%	0.00	0.00
	September 2005	0	0	0.00%	0	0	0	0.00%	0.00	0.00
	August 2005	0	0	0.00%	0	0	0	0.00%	0.00	0.00

OP-3E Installation Commitments Met Unbundled Loop - 2 Wire Non-Loaded Benchmark 0.9	July 2006	70	71	98.59%	0.1178	0	0	0.00%	0.00	(0.29)	
	June 2006	48	48	100.00%	0	0	0	0.00%	0.00	(0.33)	
	May 2006	36	37	97.30%	0.1622	0	0	0.00%	0.00	(0.24)	
	April 2006	42	42	100.00%	0	0	0	0.00%	0.00	(0.33)	
	March 2006	41	41	100.00%	0	0	0	0.00%	0.00	(0.33)	
	February 2006	34	34	100.00%	0	0	0	0.00%	0.00	(0.33)	
	January 2006	25	25	100.00%	0	0	0	0.00%	0.00	(0.33)	
	December 2005	17	17	100.00%	0	0	0	0.00%	0.00	(0.33)	
	November 2005	8	9	88.89%	0.3143	0	0	0.00%	0.00	0.04	
	October 2005	16	16	100.00%	0	0	0	0.00%	0.00	(0.33)	
	September 2005	14	14	100.00%	0	0	0	0.00%	0.00	(0.33)	
	August 2005	24	24	100.00%	0	11	12	91.67%	-0.85	(1.52)	
	OP-3E Installation Commitments Met Unbundled Loop - ADSL Qualified Benchmark 0.9	July 2006	5	6	83.33%	0.3727	0	0	0.00%	0.00	0.22
		June 2006	15	16	93.75%	0.2421	0	0	0.00%	0.00	(0.13)
May 2006		9	9	100.00%	0	0	0	0.00%	0.00	(0.33)	
April 2006		9	9	100.00%	0	0	918	0.00%	0.00	(0.33)	
March 2006		5	6	83.33%	0.3727	0	0	0.00%	0.00	0.22	
February 2006		13	13	100.00%	0	0	0	0.00%	0.00	(0.33)	
January 2006		6	6	100.00%	0	0	0	0.00%	0.00	(0.33)	
December 2005		7	7	100.00%	0	0	0	0.00%	0.00	(0.33)	
November 2005		16	16	100.00%	0	0	0	0.00%	0.00	(0.33)	
October 2005		15	15	100.00%	0	1065	0	95.00%	-0.88	(1.54)	
September 2005		28	29	96.55%	0.1825	898	1121	97.82%	0.46	(0.71)	
August 2005		8	8	100.00%	0	750	784	95.66%	-0.60	(1.36)	
OP-3E Installation Commitments Met Unbundled Loop - DS1 Capable Parity		July 2006	14	15	93.33%	0.2494	46	64	71.88%	-1.66	(2.01)
		June 2006	13	14	92.86%	0.2575	52	81	64.20%	-2.07	(2.26)
	May 2006	9	15	60.00%	0.4899	41	63	65.08%	0.37	(0.79)	
	April 2006	26	33	78.79%	0.4088	43	36	76.79%	-0.22	(1.13)	
	March 2006	12	14	85.71%	0.3499	78	56	86.67%	0.10	(0.93)	
	February 2006	6	9	66.67%	0.4714	71	90	87.65%	1.82	(0.08)	
	January 2006	10	11	90.91%	0.2875	43	81	62.32%	-1.82	(2.10)	
	December 2005	14	17	82.35%	0.3812	37	69	67.27%	-1.16	(1.70)	
	November 2005	10	10	100.00%	0	39	55	78.00%	-1.53	(1.93)	
	October 2005	17	21	80.95%	0.3927	26	50	66.67%	-1.12	(1.68)	
	September 2005	14	15	93.33%	0.2494	23	39	63.89%	-1.99	(2.21)	
	August 2005	7	8	87.50%	0.3307	33	56	58.93%	-1.54	(1.93)	
	OP-3E Installation Commitments Met Unbundled Loop - XDSL Benchmark 0.9	July 2006	0	0	0.00%	0	0	0	0.00%	0.00	0.00
		June 2006	2	2	100.00%	0	0	0	0.00%	0.00	(0.33)
May 2006		7	7	100.00%	0	0	0	0.00%	0.00	(0.33)	
April 2006		5	5	100.00%	0	0	0	0.00%	0.00	(0.33)	
March 2006		3	3	100.00%	0	0	0	0.00%	0.00	(0.33)	
February 2006		0	0	0.00%	0	0	0	0.00%	0.00	0.00	
January 2006		0	0	0.00%	0	0	0	0.00%	0.00	0.00	
December 2005		0	0	0.00%	0	0	0	0.00%	0.00	0.00	
November 2005		0	0	0.00%	0	0	0	0.00%	0.00	0.00	
October 2005		0	0	0.00%	0	0	0	0.00%	0.00	0.00	
September 2005		0	0	0.00%	0	0	0	0.00%	0.00	0.00	
August 2005		0	0	0.00%	0	0	0	0.00%	0.00	0.00	
OP-3E Installation Commitments Met Unbundled Loop Analog Benchmark 0.9		July 2006	172	175	98.29%	0.1298	0	0	0.00%	0.00	(0.28)
		June 2006	300	314	95.54%	0.2064	0	0	0.00%	0.00	(0.18)
	May 2006	211	212	99.53%	0.0685	0	0	0.00%	0.00	(0.32)	
	April 2006	119	133	89.47%	0.3069	0	0	0.00%	0.00	0.02	
	March 2006	264	264	100.00%	0	0	0	0.00%	0.00	(0.33)	

	February 2006	150	150	100.00%	0	0	0	0.00%	0.00	(0.33)
	January 2006	180	180	100.00%	0	0	0	0.00%	0.00	(0.33)
	December 2005	175	177	98.87%	0.1057	0	0	0.00%	0.00	(0.30)
	November 2005	246	246	100.00%	0	0	0	0.00%	0.00	(0.33)
	October 2005	172	173	99.42%	0.0758	0	0	0.00%	0.00	(0.31)
	September 2005	210	210	100.00%	0	0	0	0.00%	0.00	(0.33)
	August 2005	616	616	100.00%	0	1396	1467	95.16%	-4.70	(3.86)
OP-3E Installation Commitments Met	July 2006	1	2	50.00%	0.5	0	0	0.00%	0.00	1.33
Unbundled Loop Conditioned Benchmark 0.9	June 2006	3	5	60.00%	0.4899	0	0	0.00%	0.00	1.00
	May 2006	1	2	50.00%	0.5	0	0	0.00%	0.00	1.33
	April 2006	2	3	66.67%	0.4714	0	0	0.00%	0.00	0.78
	March 2006	0	0	0.00%	0	0	0	0.00%	0.00	0.00
	February 2006	1	1	100.00%	0	0	0	0.00%	0.00	(0.33)
	January 2006	0	0	0.00%	0	0	0	0.00%	0.00	0.00
	December 2005	2	3	66.67%	0.4714	0	0	0.00%	0.00	0.78
	November 2005	0	1	0.00%	0	0	0	0.00%	0.00	3.00
	October 2005	0	0	0.00%	0	0	0	0.00%	0.00	0.00
	September 2005	0	0	0.00%	0	0	0	0.00%	0.00	0.00
	August 2005	1	1	100.00%	0	0	0	0.00%	0.00	(0.33)
OP-3E Installation Commitments Met	July 2006	4	4	1.00	0	14	15	0.93	-0.47	(1.29)
Unbundled Loop ISDN Capable Parity	June 2006	6	6	1.00	0	12	12	1.00	0.00	0.00
	May 2006	9	9	1.00	0	12	13	0.92	-0.67	(1.40)
	April 2006	1	1	1.00	0	3	11	0.50	-0.93	(1.56)
	March 2006	4	4	1.00	0	9	6	0.82	-0.81	(1.49)
	February 2006	7	7	1.00	0	8	11	0.89	-0.70	(1.43)
	January 2006	10	10	1.00	0	9	9	0.82	-1.08	(1.66)
	December 2005	7	7	1.00	0	11	11	0.65	-1.64	(2.00)
	November 2005	10	11	0.91	0.2875	5	17	0.50	-1.87	(2.14)
	October 2005	13	15	0.87	0.3399	9	10	0.90	0.27	(0.96)
	September 2005	11	13	0.85	0.3608	8	10	0.73	-0.65	(1.40)
	August 2005	9	10	0.90	0.3	11	12	0.92	0.14	(0.97)
OP-4A Installation Interval Business Parity	July 2006	0	0	0.00	0	0	0	0.00	0.00	0.00
	June 2006	10	3	3.33	0.58	6708	1734	3.87	-0.23	(1.14)
	May 2006	6	2	3.00	0	6539	1775	3.68	-0.28	(1.17)
	April 2006	30	8	3.75	1.75	6003	1486	3.84	-0.06	(1.04)
	March 2006	8	3	2.67	0.58	7644	1564	4.28	-0.64	(1.39)
	February 2006	4	1	4.00	0	7430	1785	4.54	-0.11	(1.07)
	January 2006	23	4	5.75	4.11	6752	1636	4.09	0.88	(0.28)
	December 2005	25	4	6.25	5.85	6244	1649	4.18	0.91	(0.22)
	November 2005	11	3	3.67	0.58	6904	1492	4.19	-0.23	(1.14)
	October 2005	6	2	3.00	0	6240	1647	4.08	-0.43	(1.26)
	September 2005	26	8	3.25	0.71	5856	1529	3.94	-0.55	(1.33)
	August 2005	3	1	3.00	0	6348	1599	3.97	-0.23	(1.14)
OP-4A Installation Interval Line Sharing Benchmark 3.3	July 2006	0	0	0.00	0	0	0	0.00	0.00	0.00
	June 2006	0	0	0.00	0	0	0	0.00	0.00	0.00
	May 2006	0	0	0.00	0	0	0	0.00	0.00	0.00
	April 2006	0	0	0.00	0	0	0	0.00	0.00	0.00
	March 2006	0	0	0.00	0	0	0	0.00	0.00	0.00
	February 2006	0	0	0.00	0	0	0	0.00	0.00	0.00
	January 2006	0	0	0.00	0	0	0	0.00	0.00	0.00
	December 2005	0	0	0.00	0	0	0	0.00	0.00	0.00
	November 2005	0	0	0.00	0	0	0	0.00	0.00	0.00
	October 2005	3	1	3.00	0	0	0	0.00	0.00	(0.27)

	September 2005	0	0	0.00	0	0	0	0.00	0.00	0.00
	August 2005	0	0	0.00	0	0	0	0.00	0.00	0.00
OP-4A Installation Interval Line Splitting	July 2006	6	2	3.00	0	0	0	0.00	0.00	(0.27)
Benchmark 3.3	June 2006	0	0	0.00	0	0	0	0.00	0.00	0.00
	May 2006	0	0	0.00	0	0	0	0.00	0.00	0.00
	April 2006	9	3	3.00	0	0	0	0.00	0.00	(0.27)
	March 2006	15	5	3.00	0	0	0	0.00	0.00	(0.27)
	February 2006	12	4	3.00	0	0	0	0.00	0.00	(0.27)
	January 2006	3	1	3.00	0	0	0	0.00	0.00	(0.27)
	December 2005	5	2	2.50	0.71	0	0	0.00	0.00	(0.73)
	November 2005	6	2	3.00	0	0	0	0.00	0.00	(0.27)
	October 2005	9	3	3.00	0	0	0	0.00	0.00	(0.27)
	September 2005	3	1	3.00	0	0	0	0.00	0.00	(0.27)
	August 2005	3	1	3.00	0	0	0	0.00	0.00	(0.27)
OP-4A Installation Interval Qwest DSL Parity	July 2006	0	0	0.00	0	0	0	0.00	0.00	0.00
	June 2006	0	0	0.00	0	0	0	0.00	0.00	0.00
	May 2006	0	0	0.00	0	0	0	0.00	0.00	0.00
	April 2006	0	0	0.00	0	0	5979	0.00	0.00	0.00
	March 2006	0	0	0.00	0	0	0	0.00	0.00	0.00
	February 2006	0	0	0.00	0	0	0	0.00	0.00	0.00
	January 2006	42	5	8.40	8.79	21412	0	4.58	1.74	0.20
	December 2005	46	7	6.57	3.78	17400	4673	4.27	2.52	0.11
	November 2005	11	2	5.50	0.71	16400	4073	4.52	0.36	(0.32)
	October 2005	134	26	5.15	5.88	25751	3626	4.74	0.79	(0.42)
	September 2005	75	16	4.69	2.44	28127	5436	4.70	-0.02	(1.02)
	August 2005	77	19	4.05	1.43	26070	5455	4.78	-1.08	(1.66)
OP-4A Installation Interval Residence Parity	July 2006	757	213	3.55	1.46	16045	4702	3.41	0.97	(0.41)
	June 2006	1005	302	3.33	0.94	18342	5416	3.39	-0.44	(1.27)
	May 2006	1219	384	3.17	0.79	16094	5186	3.10	0.72	(0.56)
	April 2006	1108	343	3.23	0.83	15482	5765	3.31	-0.41	(1.25)
	March 2006	1402	407	3.44	1.14	19839	4684	3.55	-0.82	(1.50)
	February 2006	1093	300	3.64	1.31	19230	5587	3.78	-0.80	(1.49)
	January 2006	1243	341	3.65	1.42	20784	5088	3.74	-0.72	(1.44)
	December 2005	1237	336	3.68	1.33	19821	5551	3.62	0.48	(0.71)
	November 2005	1388	360	3.86	1.26	21823	5482	3.74	0.84	(0.49)
	October 2005	2007	469	4.28	1.48	22307	5839	4.12	1.28	(0.22)
	September 2005	1920	435	4.41	1.21	24853	5410	4.31	0.86	(0.48)
	August 2005	2024	499	4.06	1.61	23112	5785	4.00	0.58	(0.65)
OP-4A Installation Interval UNE - P (POTS) Parity	July 2006	0	0	0.00	0	0	0	0.00	0.00	0.00
	June 2006	0	0	0.00	0	0	0	0.00	0.00	0.00
	May 2006	0	0	0.00	0	0	0	0.00	0.00	0.00
	April 2006	0	0	0.00	0	0	7251	0.00	0.00	0.00
	March 2006	0	0	0.00	0	0	0	0.00	0.00	0.00
	February 2006	6	2	3.00	0	26660	0	3.96	-0.39	(1.24)
	January 2006	0	0	0.00	0	0	6724	0.00	0.00	0.00
	December 2005	0	0	0.00	0	0	0	0.00	0.00	0.00
	November 2005	14	4	3.50	0.58	28727	0	3.84	-0.23	(1.14)
	October 2005	11	3	3.67	0.58	28547	7486	4.11	-0.28	(1.17)
	September 2005	11	2	5.50	0.71	30709	6939	4.24	0.66	(0.33)
	August 2005	12	3	4.00	0	29460	7384	3.99	0.01	(0.89)
OP-4B Installation Interval Business Parity	July 2006	0	0	0.00	0	0	0	0.00	0.00	0.00
	June 2006	3	1	3.00	0	910	249	3.65	-0.20	(1.12)
	May 2006	0	0	0.00	0	0	0	0.00	0.00	0.00

	April 2006	0	0	0.00	0	0	0	0.00	0.00	0.00
	March 2006	14	4	3.50	0.58	835	0	3.58	-0.06	(1.04)
	February 2006	0	0	0.00	0	0	233	0.00	0.00	0.00
	January 2006	0	0	0.00	0	0	0	0.00	0.00	0.00
	December 2005	0	0	0.00	0	0	0	0.00	0.00	0.00
	November 2005	2	1	2.00	0	828	0	4.16	-0.75	(1.45)
	October 2005	0	0	0.00	0	0	199	0.00	0.00	0.00
	September 2005	0	0	0.00	0	0	0	0.00	0.00	0.00
	August 2005	3	1	3.00	0	988	225	4.39	-0.21	(1.13)
OP-4B Installation Interval Qwest DSL	July 2006	0	0	0.00	0	0	0	0.00	0.00	0.00
Parity	June 2006	0	0	0.00	0	0	0	0.00	0.00	0.00
	May 2006	0	0	0.00	0	0	0	0.00	0.00	0.00
	April 2006	0	0	0.00	0	0	835	0.00	0.00	0.00
	March 2006	0	0	0.00	0	0	0	0.00	0.00	0.00
	February 2006	0	0	0.00	0	0	0	0.00	0.00	0.00
	January 2006	0	0	0.00	0	0	0	0.00	0.00	0.00
	December 2005	0	0	0.00	0	0	0	0.00	0.00	0.00
	November 2005	0	0	0.00	0	0	0	0.00	0.00	0.00
	October 2005	0	0	0.00	0	0	0	0.00	0.00	0.00
	September 2005	3	1	3.00	0	3762	0	4.51	-0.65	(1.40)
	August 2005	0	0	0.00	0	0	0	0.00	0.00	0.00
OP-4B Installation Interval Residence	July 2006	96	29	3.31	1	3170	933	3.40	-0.16	(1.10)
Parity	June 2006	76	25	3.04	0.68	3545	1004	3.53	-0.59	(1.36)
	May 2006	177	54	3.28	1.38	3114	909	3.43	-0.21	(1.13)
	April 2006	158	53	2.98	0.14	2618	1042	3.39	-1.04	(1.63)
	March 2006	150	49	3.06	0.8	3237	772	3.35	-0.67	(1.41)
	February 2006	156	50	3.12	1.08	2915	966	3.49	-0.97	(1.59)
	January 2006	148	38	3.89	2	3580	835	3.98	-0.14	(1.08)
	December 2005	99	30	3.30	1.7	3220	899	3.75	-0.65	(1.40)
	November 2005	156	41	3.80	2.14	3526	859	3.82	-0.04	(1.02)
	October 2005	219	56	3.91	1.92	3987	922	4.14	-0.54	(1.33)
	September 2005	283	65	4.35	2.4	4394	964	4.22	0.27	(0.69)
	August 2005	175	48	3.65	2.1	3641	934	3.90	-0.63	(1.38)
OP-4B Installation Interval UNE - P (POTS)	July 2006	0	0	0.00	0	0	0	0.00	0.00	0.00
Parity	June 2006	0	0	0.00	0	0	0	0.00	0.00	0.00
	May 2006	0	0	0.00	0	0	0	0.00	0.00	0.00
	April 2006	0	0	0.00	0	0	0	0.00	0.00	0.00
	March 2006	0	0	0.00	0	0	0	0.00	0.00	0.00
	February 2006	11	1	11.00	0	3753	0	3.67	2.12	0.24
	January 2006	0	0	0.00	0	0	1023	0.00	0.00	0.00
	December 2005	3	1	3.00	0	4131	0	3.90	-0.23	(1.14)
	November 2005	0	0	0.00	0	0	1058	0.00	0.00	0.00
	October 2005	13	3	4.33	2.31	4754	0	4.13	0.11	(0.70)
	September 2005	0	0	0.00	0	0	1150	0.00	0.00	0.00
	August 2005	0	0	0.00	0	0	0	0.00	0.00	0.00
OP-4C Installation Interval Business Parity	July 2006	0	0	0.00	0	0	0	0.00	0.00	0.00
	June 2006	1	2	0.50	0.71	1166	487	2.39	-1.07	(1.65)
	May 2006	3	1	3.00	0	1246	490	2.54	0.32	(1.19)
	April 2006	0	0	0.00	0	0	537	0.00	0.00	0.00
	March 2006	1	7	0.14	0.38	1378	0	2.53	-2.82	(2.71)
	February 2006	25	25	1.00	0	1282	544	2.68	-4.40	(3.67)
	January 2006	0	0	0.00	0	0	479	0.00	0.00	0.00
	December 2005	1	1	1.00	0	1186	0	2.70	-0.85	(1.52)

	November 2005	1	1	1.00	0	1203	439	2.69	-0.80	(1.49)
	October 2005	0	0	0.00	0	0	448	0.00	0.00	0.00
	September 2005	15	5	3.00	0	1371	0	2.55	0.66	(0.78)
	August 2005	2	1	2.00	0	1405	474	2.96	-0.34	(1.21)
OP-4C Installation Interval Line Sharing	July 2006	0	0	0.00	0	0	0	0.00	0.00	0.00
Benchmark 3.3	June 2006	0	0	0.00	0	0	0	0.00	0.00	0.00
	May 2006	0	0	0.00	0	0	0	0.00	0.00	0.00
	April 2006	0	0	0.00	0	0	0	0.00	0.00	0.00
	March 2006	0	0	0.00	0	0	0	0.00	0.00	0.00
	February 2006	0	0	0.00	0	0	0	0.00	0.00	0.00
	January 2006	0	0	0.00	0	0	0	0.00	0.00	0.00
	December 2005	0	0	0.00	0	0	0	0.00	0.00	0.00
	November 2005	3	1	3.00	0	0	0	0.00	0.00	(0.27)
	October 2005	3	1	3.00	0	0	0	0.00	0.00	(0.27)
	September 2005	0	0	0.00	0	0	0	0.00	0.00	0.00
	August 2005	6	2	3.00	0	0	0	0.00	0.00	(0.27)
OP-4C Installation Interval Line Splitting	July 2006	57	19	3.00	0	0	0	0.00	0.00	(0.27)
Benchmark 3.3	June 2006	33	11	3.00	0	0	0	0.00	0.00	(0.27)
	May 2006	36	12	3.00	0	0	0	0.00	0.00	(0.27)
	April 2006	72	24	3.00	0	0	0	0.00	0.00	(0.27)
	March 2006	57	19	3.00	0	0	0	0.00	0.00	(0.27)
	February 2006	30	10	3.00	0	0	0	0.00	0.00	(0.27)
	January 2006	6	2	3.00	0	0	0	0.00	0.00	(0.27)
	December 2005	33	11	3.00	0	0	0	0.00	0.00	(0.27)
	November 2005	78	26	3.00	0	0	0	0.00	0.00	(0.27)
	October 2005	65	22	2.95	0.21	0	0	0.00	0.00	(0.31)
	September 2005	54	18	3.00	0	0	0	0.00	0.00	(0.27)
	August 2005	69	23	3.00	0	0	0	0.00	0.00	(0.27)
OP-4C Installation Interval Qwest DSL	July 2006	0	0	0.00	0	0	0	0.00	0.00	0.00
Parity	June 2006	3	1	3.00	0	10378	3454	3.00	0.00	(1.00)
	May 2006	0	0	0.00	0	0	0	0.00	0.00	0.00
	April 2006	0	0	0.00	0	0	5232	0.00	0.00	0.00
	March 2006	6	2	3.00	0	15890	0	2.96	0.10	0.34
	February 2006	12	4	3.00	0	12287	5375	3.05	-0.11	(1.07)
	January 2006	23	8	2.88	0.35	12953	4024	3.04	-0.20	(1.12)
	December 2005	0	0	0.00	0	0	4257	0.00	0.00	0.00
	November 2005	85	29	2.93	0.37	10370	0	2.95	-0.18	(1.11)
	October 2005	82	26	3.15	1.16	13268	3518	2.96	1.87	0.13
	September 2005	58	21	2.76	0.44	15474	4487	2.96	-1.81	(2.10)
	August 2005	43	14	3.07	0.27	14075	5014	2.81	1.14	0.10
OP-4C Installation Interval Residence	July 2006	47	45	1.04	0.37	8566	7285	1.18	-1.29	(1.79)
Parity	June 2006	49	46	1.07	0.49	8158	7311	1.12	-0.47	(1.28)
	May 2006	37	39	0.95	0.22	8945	7701	1.16	-1.65	(2.00)
	April 2006	47	48	0.98	0.14	7923	16077	1.13	-1.38	(1.84)
	March 2006	181	169	1.07	0.58	9100	7032	1.11	-0.97	(1.59)
	February 2006	201	156	1.29	1.03	9021	8164	1.14	2.93	0.78
	January 2006	108	96	1.13	1.13	10635	7901	1.17	-0.72	(1.44)
	December 2005	172	143	1.20	0.79	9036	9059	1.12	1.30	(0.21)
	November 2005	156	127	1.23	1.07	11017	8034	1.15	0.93	(0.44)
	October 2005	1623	563	2.88	0.59	35382	9551	2.66	3.31	1.01
	September 2005	2907	980	2.97	0.37	51495	13323	3.20	-6.24	(4.79)
	August 2005	2660	897	2.97	0.43	51626	15764	3.27	-8.61	(6.24)
OP-4C Installation Interval UNE - P (POTS)	July 2006	0	0	0.00	0	0	0	0.00	0.00	0.00

Parity	June 2006	0	0	0.00	0	0	0	0.00	0.00	0.00
	May 2006	0	0	0.00	0	0	0	0.00	0.00	0.00
	April 2006	3	1	3.00	0	9005	16614	1.21	2.04	0.09
	March 2006	2	2	1.00	0	10478	7451	1.20	-0.33	(1.20)
	February 2006	3	3	1.00	0	10303	8708	1.23	-0.48	(1.29)
	January 2006	0	0	0.00	0	0	8380	0.00	0.00	0.00
	December 2005	0	0	0.00	0	0	0	0.00	0.00	0.00
	November 2005	0	0	0.00	0	0	0	0.00	0.00	0.00
	October 2005	0	0	0.00	0	0	0	0.00	0.00	0.00
	September 2005	9	3	3.00	0	52866	0	3.18	-0.27	(1.16)
	August 2005	0	0	0.00	0	0	0	0.00	0.00	0.00
	OP-4D Installation Interval Basic Rate ISDN	July 2006	19	5	3.80	1.1	194	28	6.93	-1.35
Parity	June 2006	6	2	3.00	0	275	49	5.61	-1.06	(1.64)
	May 2006	0	0	0.00	0	0	0	0.00	0.00	0.00
	April 2006	0	0	0.00	0	0	0	0.00	0.00	0.00
	March 2006	0	0	0.00	0	0	0	0.00	0.00	0.00
	February 2006	0	0	0.00	0	0	0	0.00	0.00	0.00
	January 2006	0	0	0.00	0	0	0	0.00	0.00	0.00
	December 2005	0	0	0.00	0	0	0	0.00	0.00	0.00
	November 2005	0	0	0.00	0	0	0	0.00	0.00	0.00
	October 2005	0	0	0.00	0	0	0	0.00	0.00	0.00
	September 2005	0	0	0.00	0	0	0	0.00	0.00	0.00
	August 2005	0	0	0.00	0	0	0	0.00	0.00	0.00
	OP-4D Installation Interval Dark Fiber - IOF	July 2006	0	0	0.00	0	0	0	0.00	0.00
Diagnostic	June 2006	0	0	0.00	0	0	0	0.00	0.00	0.00
	May 2006	50	2	25.00	1.41	0	0	0.00	0.00	0.00
	April 2006	0	0	0.00	0	0	0	0.00	0.00	0.00
	March 2006	0	0	0.00	0	0	0	0.00	0.00	0.00
	February 2006	0	0	0.00	0	0	0	0.00	0.00	0.00
	January 2006	0	0	0.00	0	0	0	0.00	0.00	0.00
	December 2005	0	0	0.00	0	0	0	0.00	0.00	0.00
	November 2005	0	0	0.00	0	0	0	0.00	0.00	0.00
	October 2005	0	0	0.00	0	0	0	0.00	0.00	0.00
	September 2005	0	0	0.00	0	0	0	0.00	0.00	0.00
	August 2005	0	0	0.00	0	0	0	0.00	0.00	0.00
	OP-4D Installation Interval Dark Fiber - Loop Diagnostic	July 2006	0	0	0.00	0	0	0	0.00	0.00
June 2006	0	0	0.00	0	0	0	0.00	0.00	0.00	
May 2006	0	0	0.00	0	0	0	0.00	0.00	0.00	
April 2006	0	0	0.00	0	0	0	0.00	0.00	0.00	
March 2006	0	0	0.00	0	0	0	0.00	0.00	0.00	
February 2006	0	0	0.00	0	0	0	0.00	0.00	0.00	
January 2006	0	0	0.00	0	0	0	0.00	0.00	0.00	
December 2005	0	0	0.00	0	0	0	0.00	0.00	0.00	
November 2005	0	0	0.00	0	0	0	0.00	0.00	0.00	
October 2005	40	2	20.00	0	0	0	0.00	0.00	0.00	
September 2005	0	0	0.00	0	0	0	0.00	0.00	0.00	
August 2005	0	0	0.00	0	0	0	0.00	0.00	0.00	
OP-4D Installation Interval DS1 Parity	July 2006	0	0	0.00	0	0	0	0.00	0.00	0.00
June 2006	0	0	0.00	0	0	0	0.00	0.00	0.00	
May 2006	0	0	0.00	0	0	0	0.00	0.00	0.00	
April 2006	0	0	0.00	0	0	0	0.00	0.00	0.00	
March 2006	0	0	0.00	0	0	0	0.00	0.00	0.00	
February 2006	0	0	0.00	0	0	0	0.00	0.00	0.00	

	January 2006	0	0	0.00	0	0	0	0.00	0.00	0.00
	December 2005	0	0	0.00	0	0	0	0.00	0.00	0.00
	November 2005	0	0	0.00	0	0	0	0.00	0.00	0.00
	October 2005	10	3	3.33	0.58	1054	0	9.94	-2.10	(2.28)
	September 2005	0	0	0.00	0	0	106	0.00	0.00	0.00
	August 2005	0	0	0.00	0	0	0	0.00	0.00	0.00
OP-4D Installation Interval E911 Parity	July 2006	0	0	0.00	0	0	0	0.00	0.00	0.00
	June 2006	0	0	0.00	0	0	0	0.00	0.00	0.00
	May 2006	44	4	11.00	0	0	0	0.00	0.00	0.00
	April 2006	0	0	0.00	0	0	16	0.00	0.00	0.00
	March 2006	0	0	0.00	0	0	0	0.00	0.00	0.00
	February 2006	0	0	0.00	0	0	0	0.00	0.00	0.00
	January 2006	60	4	15.00	5.77	121	0	9.31	3.34	0.20
	December 2005	52	4	13.00	0	330	13	41.25	-2.39	(2.45)
	November 2005	711	32	22.22	5.15	760	8	26.21	-1.73	(2.05)
	October 2005	992	19	52.21	11.35	725	29	27.88	4.70	1.26
	September 2005	421	11	38.27	14.48	455	26	28.44	3.70	0.88
	August 2005	117	6	19.50	8.24	879	20	43.95	-9.97	(7.06)
OP-4D Installation Interval Enhanced	July 2006	15	3	5.00	0	0	0	0.00	0.00	0.00
Extended Loops - DS0 Capable Diagnostic	June 2006	5	1	5.00	0	0	0	0.00	0.00	0.00
	May 2006	0	0	0.00	0	0	0	0.00	0.00	0.00
	April 2006	5	1	5.00	0	0	0	0.00	0.00	0.00
	March 2006	0	0	0.00	0	0	0	0.00	0.00	0.00
	February 2006	0	0	0.00	0	0	0	0.00	0.00	0.00
	January 2006	0	0	0.00	0	0	0	0.00	0.00	0.00
	December 2005	4	1	4.00	0	0	0	0.00	0.00	0.00
	November 2005	0	0	0.00	0	0	0	0.00	0.00	0.00
	October 2005	0	0	0.00	0	0	0	0.00	0.00	0.00
	September 2005	9	2	4.50	0.71	0	0	0.00	0.00	0.00
	August 2005	0	0	0.00	0	0	0	0.00	0.00	0.00
OP-4D Installation Interval Enhanced	July 2006	484	74	6.54	5.78	0	0	0.00	0.00	0.27
Extended Loops - DS1 Capable Benchmark	June 2006	531	93	5.71	3.91	0	0	0.00	0.00	(0.15)
6	May 2006	360	77	4.68	2.4	0	0	0.00	0.00	(0.66)
	April 2006	352	73	4.82	1.85	0	73	0.00	0.00	(0.59)
	March 2006	316	60	5.27	3.77	0	0	0.00	0.00	(0.37)
	February 2006	238	53	4.49	1.3	0	0	0.00	0.00	(0.75)
	January 2006	297	62	4.79	0.79	0	0	0.00	0.00	(0.60)
	December 2005	156	35	4.46	2.05	0	0	0.00	0.00	(0.77)
	November 2005	261	55	4.75	1.28	0	0	0.00	0.00	(0.63)
	October 2005	279	64	4.36	1.16	1054	0	9.94	-6.56	(4.99)
	September 2005	580	109	5.32	3.52	970	106	13.29	-3.54	(3.15)
	August 2005	953	191	4.99	1.13	1891	70	27.01	-6.63	(5.03)
OP-4D Installation Interval Enhanced	July 2006	0	0	0.00	0	0	0	0.00	0.00	0.00
Extended Loops - DS3 Capable Diagnostic	June 2006	0	0	0.00	0	0	0	0.00	0.00	0.00
	May 2006	0	0	0.00	0	0	0	0.00	0.00	0.00
	April 2006	0	0	0.00	0	0	0	0.00	0.00	0.00
	March 2006	26	3	8.67	0.58	0	0	0.00	0.00	0.00
	February 2006	0	0	0.00	0	0	0	0.00	0.00	0.00
	January 2006	0	0	0.00	0	0	0	0.00	0.00	0.00
	December 2005	0	0	0.00	0	0	0	0.00	0.00	0.00
	November 2005	0	0	0.00	0	0	0	0.00	0.00	0.00
	October 2005	8	1	8.00	0	0	0	0.00	0.00	0.00
	September 2005	0	0	0.00	0	0	0	0.00	0.00	0.00

	August 2005	0	0	0.00	0	0	0	0.00	0.00	0.00
OP-4D Installation Interval LIS Trunk Parity	July 2006	135	9	15.00	6.93	130	10	13.00	0.75	(0.57)
	June 2006	169	9	18.78	5.59	194	14	13.86	2.18	0.22
	May 2006	177	13	13.62	6.91	96	8	12.00	0.67	(0.63)
	April 2006	308	18	17.11	4.75	150	13	15.00	0.65	(0.49)
	March 2006	149	10	14.90	7.37	88	10	12.57	0.67	(0.72)
	February 2006	155	10	15.50	7.04	272	7	20.92	-3.30	(3.01)
	January 2006	76	5	15.20	8.07	248	13	16.53	-0.44	(1.27)
	December 2005	223	16	13.94	6.69	316	15	19.75	-2.64	(2.61)
	November 2005	269	13	20.69	6.6	227	16	15.13	2.75	0.44
	October 2005	235	14	16.79	4.1	245	15	16.33	0.12	(0.88)
	September 2005	42	3	14.00	9.64	280	15	21.54	-1.80	(2.10)
	August 2005	131	9	14.56	5.92	487	26	18.73	-1.18	(1.72)
OP-4D Installation Interval PBX Parity	July 2006	0	0	0.00	0	0	0	0.00	0.00	0.00
	June 2006	0	0	0.00	0	0	0	0.00	0.00	0.00
	May 2006	0	0	0.00	0	0	0	0.00	0.00	0.00
	April 2006	0	0	0.00	0	0	0	0.00	0.00	0.00
	March 2006	0	0	0.00	0	0	0	0.00	0.00	0.00
	February 2006	0	0	0.00	0	0	0	0.00	0.00	0.00
	January 2006	0	0	0.00	0	0	0	0.00	0.00	0.00
	December 2005	0	0	0.00	0	0	0	0.00	0.00	0.00
	November 2005	0	0	0.00	0	0	0	0.00	0.00	0.00
	October 2005	13	3	4.33	1.53	268	0	12.76	-0.65	(1.40)
	September 2005	0	0	0.00	0	0	21	0.00	0.00	0.00
	August 2005	0	0	0.00	0	0	0	0.00	0.00	0.00
OP-4D Installation Interval UDIT Above DS1 Level Parity	July 2006	0	0	0.00	0	0	0	0.00	0.00	0.00
	June 2006	0	0	0.00	0	0	0	0.00	0.00	0.00
	May 2006	0	0	0.00	0	0	0	0.00	0.00	0.00
	April 2006	0	0	0.00	0	0	10	0.00	0.00	0.00
	March 2006	0	0	0.00	0	0	0	0.00	0.00	0.00
	February 2006	29	1	29.00	0	264	0	11.48	1.87	(0.12)
	January 2006	0	0	0.00	0	0	23	0.00	0.00	0.00
	December 2005	12	2	6.00	1.41	66	0	8.25	-0.65	(1.40)
	November 2005	8	1	8.00	0	236	8	21.45	-0.49	(1.30)
	October 2005	7	1	7.00	0	167	11	11.13	-0.42	(1.26)
	September 2005	5	1	5.00	0	114	15	11.40	-0.99	(1.60)
	August 2005	97	15	6.47	0.64	347	26	13.35	-2.29	(2.39)
OP-4D Installation Interval UDIT DS1 Parity	July 2006	0	0	0.00	0	0	0	0.00	0.00	0.00
	June 2006	0	0	0.00	0	0	0	0.00	0.00	0.00
	May 2006	0	0	0.00	0	0	0	0.00	0.00	0.00
	April 2006	5	1	5.00	0	1099	73	11.45	-0.85	(1.52)
	March 2006	5	1	5.00	0	1229	96	13.81	-0.39	(1.24)
	February 2006	0	0	0.00	0	0	89	0.00	0.00	0.00
	January 2006	5	1	5.00	0	966	0	12.71	-0.69	(1.42)
	December 2005	5	1	5.00	0	494	76	9.50	-0.91	(1.55)
	November 2005	0	0	0.00	0	0	52	0.00	0.00	0.00
	October 2005	22	5	4.40	0.89	1054	0	9.94	-2.25	(2.37)
	September 2005	25	5	5.00	0	970	106	13.29	-1.21	(1.73)
	August 2005	7	2	3.50	0.71	1891	70	27.01	-1.38	(1.84)
OP-4D Installation Interval Unbundled Loop 2 Wire Non-Loaded Benchmark 6	July 2006	418	161	2.60	0.74	0	0	0.00	0.00	(1.70)
	June 2006	469	181	2.59	0.82	0	0	0.00	0.00	(1.70)
	May 2006	361	147	2.46	0.92	0	0	0.00	0.00	(1.77)
	April 2006	314	135	2.33	0.95	0	0	0.00	0.00	(1.84)

	March 2006	470	195	2.41	0.89	0	0	0.00	0.00	(1.79)
	February 2006	488	120	4.07	4.47	0	0	0.00	0.00	(0.97)
	January 2006	1150	280	4.11	1.56	0	0	0.00	0.00	(0.95)
	December 2005	1033	269	3.84	1.14	0	0	0.00	0.00	(1.08)
	November 2005	1413	345	4.10	1.33	0	0	0.00	0.00	(0.95)
	October 2005	1360	331	4.11	2.6	0	0	0.00	0.00	(0.95)
	September 2005	1346	320	4.21	1.68	0	0	0.00	0.00	(0.90)
	August 2005	1246	285	4.37	1.18	286	49	5.84	-2.46	(2.49)
OP-4D Installation Interval Unbundled Loop	July 2006	6	2	3.00	0	0	0	0.00	0.00	(1.50)
ADSL Qualified Benchmark 6	June 2006	23	8	2.88	0.35	0	0	0.00	0.00	(1.56)
	May 2006	9	4	2.25	0.5	0	0	0.00	0.00	(1.88)
	April 2006	5	2	2.50	0.71	0	5979	0.00	0.00	(1.75)
	March 2006	7	4	1.75	0.5	0	0	0.00	0.00	(2.13)
	February 2006	0	0	0.00	0	0	0	0.00	0.00	0.00
	January 2006	26	6	4.33	1.03	0	0	0.00	0.00	(0.83)
	December 2005	23	4	5.75	1.5	0	0	0.00	0.00	(0.13)
	November 2005	62	13	4.77	1.36	0	0	0.00	0.00	(0.62)
	October 2005	44	10	4.40	0.84	25755	0	4.74	-0.40	(1.24)
	September 2005	43	9	4.78	0.44	28127	5437	4.70	0.08	(0.82)
	August 2005	77	16	4.81	0.54	26074	5456	4.78	0.05	(0.87)
OP-4D Installation Interval Unbundled Loop	July 2006	457	87	5.25	2.87	0	0	0.00	0.00	(0.13)
DS1 Capable Benchmark 5.5	June 2006	532	107	4.97	2.53	0	0	0.00	0.00	(0.29)
	May 2006	577	123	4.69	1.81	833	68	12.25	-8.19	(5.98)
	April 2006	583	123	4.74	2	1099	73	11.45	-6.55	(4.98)
	March 2006	447	104	4.30	1.01	1229	96	13.81	-2.93	(2.78)
	February 2006	325	62	5.24	2.65	903	89	13.48	-3.87	(3.35)
	January 2006	416	77	5.40	3.83	966	67	12.71	-4.05	(3.46)
	December 2005	309	72	4.29	1.03	494	76	9.50	-5.84	(4.55)
	November 2005	471	97	4.86	2.92	895	52	12.79	-8.40	(6.11)
	October 2005	536	106	5.06	2.73	1054	70	9.94	-6.62	(5.03)
	September 2005	497	100	4.97	1.98	970	106	13.29	-3.63	(3.21)
	August 2005	462	92	5.02	2.34	1891	70	27.01	-5.83	(4.55)
OP-4D Installation Interval Unbundled Loop	July 2006	0	0	0.00	0	0	0	0.00	0.00	0.00
DS3 Capable Parity	June 2006	0	0	0.00	0	0	0	0.00	0.00	0.00
	May 2006	0	0	0.00	0	0	0	0.00	0.00	0.00
	April 2006	0	0	0.00	0	0	10	0.00	0.00	0.00
	March 2006	0	0	0.00	0	0	0	0.00	0.00	0.00
	February 2006	0	0	0.00	0	0	0	0.00	0.00	0.00
	January 2006	0	0	0.00	0	0	0	0.00	0.00	0.00
	December 2005	0	0	0.00	0	0	0	0.00	0.00	0.00
	November 2005	0	0	0.00	0	0	0	0.00	0.00	0.00
	October 2005	0	0	0.00	0	0	0	0.00	0.00	0.00
	September 2005	5	1	5.00	0	114	0	11.40	-0.99	(1.60)
	August 2005	0	0	0.00	0	0	0	0.00	0.00	0.00
OP-4D Installation Interval Unbundled Loop	July 2006	59	14	4.21	0.89	0	0	0.00	0.00	(0.89)
XDSLi Benchmark 6	June 2006	78	17	4.59	1.18	0	0	0.00	0.00	(0.71)
	May 2006	78	17	4.59	2.87	0	0	0.00	0.00	(0.71)
	April 2006	81	19	4.26	1.1	0	0	0.00	0.00	(0.87)
	March 2006	130	28	4.64	3.57	0	0	0.00	0.00	(0.68)
	February 2006	13	4	3.25	0.5	0	0	0.00	0.00	(1.38)
	January 2006	3	1	3.00	0	0	0	0.00	0.00	(1.50)
	December 2005	34	8	4.25	0.89	0	0	0.00	0.00	(0.88)
	November 2005	15	3	5.00	0	0	0	0.00	0.00	(0.50)

	October 2005	5	1	5.00	0	0	0	0.00	0.00	(0.50)
	September 2005	15	3	5.00	0	0	0	0.00	0.00	(0.50)
	August 2005	48	11	4.36	1.12	0	0	0.00	0.00	(0.82)
OP-4D Installation Interval Unbundled Loop	July 2006	2927	581	5.04	0.83	0	0	0.00	0.00	(0.48)
Analog Benchmark 6	June 2006	3324	673	4.94	0.74	0	0	0.00	0.00	(0.53)
	May 2006	3304	666	4.96	0.62	0	0	0.00	0.00	(0.52)
	April 2006	3290	650	5.06	0.86	0	0	0.00	0.00	(0.47)
	March 2006	4976	996	5.00	1.58	0	0	0.00	0.00	(0.50)
	February 2006	3987	767	5.20	1.06	0	0	0.00	0.00	(0.40)
	January 2006	5042	949	5.31	1.54	0	0	0.00	0.00	(0.34)
	December 2005	3795	754	5.03	1.41	0	0	0.00	0.00	(0.48)
	November 2005	4565	897	5.09	2.05	0	0	0.00	0.00	(0.46)
	October 2005	4719	953	4.95	0.97	0	0	0.00	0.00	(0.52)
	September 2005	4078	797	5.12	1.83	0	0	0.00	0.00	(0.44)
	August 2005	3956	787	5.03	1.72	29460	7384	3.99	9.93	5.04
OP-4D Installation Interval Unbundled Loop	July 2006	55	6	9.17	5.78	0	0	0.00	0.00	(1.17)
Conditioned Benchmark 15	June 2006	136	10	13.60	5.08	0	0	0.00	0.00	(0.28)
	May 2006	29	3	9.67	4.62	0	0	0.00	0.00	(1.07)
	April 2006	31	4	7.75	4.86	0	0	0.00	0.00	(1.45)
	March 2006	25	5	5.00	1.22	0	0	0.00	0.00	(2.00)
	February 2006	109	11	9.91	5.2	0	0	0.00	0.00	(1.02)
	January 2006	90	12	7.50	5.9	0	0	0.00	0.00	(1.50)
	December 2005	15	3	5.00	0	0	0	0.00	0.00	(2.00)
	November 2005	60	6	10.00	5.22	0	0	0.00	0.00	(1.00)
	October 2005	121	13	9.31	4.37	0	0	0.00	0.00	(1.14)
	September 2005	66	5	13.20	2.95	0	0	0.00	0.00	(0.36)
	August 2005	145	9	16.11	9.08	0	0	0.00	0.00	0.22
OP-4D Installation Interval Unbundled Loop	July 2006	34	8	4.25	0.89	194	28	6.93	-1.40	(1.85)
ISDN Capable Parity	June 2006	40	8	5.00	2.2	275	49	5.61	-0.47	(1.29)
	May 2006	15	4	3.75	1.5	578	57	10.14	-1.53	(1.93)
	April 2006	22	5	4.40	1.34	212	53	6.63	-0.81	(1.49)
	March 2006	124	26	4.77	0.59	264	32	6.95	-1.53	(1.93)
	February 2006	60	14	4.29	1.2	183	38	5.23	-0.89	(1.54)
	January 2006	89	18	4.94	2.39	229	35	6.74	-0.94	(1.57)
	December 2005	106	18	5.89	5.84	254	34	7.06	-0.69	(1.42)
	November 2005	128	30	4.27	1.11	189	36	5.25	-0.79	(1.48)
	October 2005	120	26	4.62	2.38	311	36	6.48	-2.10	(2.28)
	September 2005	146	29	5.03	4.68	346	48	6.53	-1.24	(1.75)
	August 2005	127	23	5.52	2.76	286	49	5.84	-0.32	(1.20)
OP-4E Installation Interval Basic Rate ISDN	July 2006	3	1	3.00	0	152	13	11.69	-0.54	(1.33)
Parity	June 2006	7	2	3.50	0.71	52	13	4.00	-0.42	(1.25)
	May 2006	2	2	1.00	0	44	12	3.67	-2.68	(2.63)
	April 2006	0	0	0.00	0	0	0	0.00	0.00	0.00
	March 2006	2	1	2.00	0	68	0	6.18	-1.23	(1.75)
	February 2006	0	0	0.00	0	0	11	0.00	0.00	0.00
	January 2006	0	0	0.00	0	0	0	0.00	0.00	0.00
	December 2005	0	0	0.00	0	0	0	0.00	0.00	0.00
	November 2005	0	0	0.00	0	0	0	0.00	0.00	0.00
	October 2005	0	0	0.00	0	0	0	0.00	0.00	0.00
	September 2005	0	0	0.00	0	0	0	0.00	0.00	0.00
	August 2005	0	0	0.00	0	0	0	0.00	0.00	0.00
OP-4E Installation Interval Dark Fiber - IOF	July 2006	20	1	20.00	0	0	0	0.00	0.00	0.00
Diagnostic	June 2006	0	0	0.00	0	0	0	0.00	0.00	0.00

	May 2006	0	0	0.00	0	0	0	0.00	0.00	0.00
	April 2006	20	1	20.00	0	0	0	0.00	0.00	0.00
	March 2006	0	0	0.00	0	0	0	0.00	0.00	0.00
	February 2006	0	0	0.00	0	0	0	0.00	0.00	0.00
	January 2006	1	1	1.00	0	0	0	0.00	0.00	0.00
	December 2005	20	1	20.00	0	0	0	0.00	0.00	0.00
	November 2005	0	0	0.00	0	0	0	0.00	0.00	0.00
	October 2005	0	0	0.00	0	0	0	0.00	0.00	0.00
	September 2005	0	0	0.00	0	0	0	0.00	0.00	0.00
	August 2005	0	0	0.00	0	0	0	0.00	0.00	0.00
OP-4E Installation Interval DS1 Parity	July 2006	0	0	0.00	0	0	0	0.00	0.00	0.00
	June 2006	0	0	0.00	0	0	0	0.00	0.00	0.00
	May 2006	0	0	0.00	0	0	0	0.00	0.00	0.00
	April 2006	0	0	0.00	0	0	0	0.00	0.00	0.00
	March 2006	0	0	0.00	0	0	0	0.00	0.00	0.00
	February 2006	0	0	0.00	0	0	0	0.00	0.00	0.00
	January 2006	0	0	0.00	0	0	0	0.00	0.00	0.00
	December 2005	0	0	0.00	0	0	0	0.00	0.00	0.00
	November 2005	0	0	0.00	0	0	0	0.00	0.00	0.00
	October 2005	25	7	3.57	1.13	644	0	12.63	-3.00	(2.82)
	September 2005	0	0	0.00	0	0	51	0.00	0.00	0.00
	August 2005	0	0	0.00	0	0	0	0.00	0.00	0.00
OP-4E Installation Interval E911 Parity	July 2006	11	1	11.00	0	191	19	10.05	0.57	(0.51)
	June 2006	88	7	12.57	2.44	51	3	17.00	-0.93	(1.56)
	May 2006	0	0	0.00	0	0	0	0.00	0.00	0.00
	April 2006	44	4	11.00	0	543	54	20.11	-0.98	(1.60)
	March 2006	33	3	11.00	0	307	27	18.06	-0.76	(1.46)
	February 2006	326	16	20.38	7.53	1255	17	23.68	-0.69	(1.42)
	January 2006	488	17	28.71	18.33	1219	53	36.94	-1.30	(1.79)
	December 2005	52	2	26.00	0	1554	33	23.19	0.31	(0.60)
	November 2005	408	10	40.80	24.87	2130	67	53.25	-2.13	(2.29)
	October 2005	770	15	51.33	3.52	1875	40	32.33	3.91	1.26
	September 2005	120	10	12.00	0	1526	58	28.26	-2.62	(2.59)
	August 2005	356	20	17.80	14.75	1204	43	28.00	-3.45	(3.10)
OP-4E Installation Interval Enhanced	July 2006	0	0	0.00	0	0	0	0.00	0.00	0.00
Extended Loops - DS0 Capable Diagnostic	June 2006	0	0	0.00	0	0	0	0.00	0.00	0.00
	May 2006	0	0	0.00	0	0	0	0.00	0.00	0.00
	April 2006	0	0	0.00	0	0	0	0.00	0.00	0.00
	March 2006	0	0	0.00	0	0	0	0.00	0.00	0.00
	February 2006	0	0	0.00	0	0	0	0.00	0.00	0.00
	January 2006	0	0	0.00	0	0	0	0.00	0.00	0.00
	December 2005	0	0	0.00	0	0	0	0.00	0.00	0.00
	November 2005	0	0	0.00	0	0	0	0.00	0.00	0.00
	October 2005	0	0	0.00	0	0	0	0.00	0.00	0.00
	September 2005	0	0	0.00	0	0	0	0.00	0.00	0.00
	August 2005	4	1	4.00	0	0	0	0.00	0.00	0.00
OP-4E Installation Interval Enhanced	July 2006	13	3	4.33	0.58	0	0	0.00	0.00	(0.83)
Extended Loops - DS1 Capable Benchmark	June 2006	51	10	5.10	0.99	0	0	0.00	0.00	(0.45)
6	May 2006	65	11	5.91	3.24	0	0	0.00	0.00	(0.05)
	April 2006	14	3	4.67	1.15	0	52	0.00	0.00	(0.67)
	March 2006	13	3	4.33	1.53	0	0	0.00	0.00	(0.83)
	February 2006	12	3	4.00	1	0	0	0.00	0.00	(1.00)
	January 2006	10	2	5.00	0	0	0	0.00	0.00	(0.50)

	December 2005	0	0	0.00	0	0	0	0.00	0.00	0.00
	November 2005	21	5	4.20	0.84	0	0	0.00	0.00	(0.90)
	October 2005	31	8	3.88	0.99	644	0	12.63	-3.07	(2.87)
	September 2005	54	6	9.00	10.3	746	51	14.35	-1.14	(1.69)
	August 2005	36	7	5.14	2.73	1175	65	18.08	-1.53	(1.93)
OP-4E Installation Interval Enhanced	July 2006	0	0	0.00	0	0	0	0.00	0.00	0.00
Extended Loops - DS3 Capable Diagnostic	June 2006	0	0	0.00	0	0	0	0.00	0.00	0.00
	May 2006	0	0	0.00	0	0	0	0.00	0.00	0.00
	April 2006	0	0	0.00	0	0	0	0.00	0.00	0.00
	March 2006	0	0	0.00	0	0	0	0.00	0.00	0.00
	February 2006	5	1	5.00	0	0	0	0.00	0.00	0.00
	January 2006	10	1	10.00	0	0	0	0.00	0.00	0.00
	December 2005	0	0	0.00	0	0	0	0.00	0.00	0.00
	November 2005	0	0	0.00	0	0	0	0.00	0.00	0.00
	October 2005	0	0	0.00	0	0	0	0.00	0.00	0.00
	September 2005	0	0	0.00	0	0	0	0.00	0.00	0.00
	August 2005	0	0	0.00	0	0	0	0.00	0.00	0.00
OP-4E Installation Interval LIS Trunk Parity	July 2006	205	7	29.29	20.7	259	16	16.19	4.04	0.09
	June 2006	177	9	19.67	6.89	260	14	18.57	0.48	(0.66)
	May 2006	40	5	8.00	6.2	329	16	20.56	-2.51	(2.53)
	April 2006	60	3	20.00	3.46	611	12	25.46	-0.53	(1.32)
	March 2006	200	11	18.18	6.29	235	24	15.67	1.14	(0.35)
	February 2006	96	6	16.00	3.69	212	15	17.67	-0.68	(1.41)
	January 2006	80	4	20.00	2.31	314	12	20.93	-0.26	(1.16)
	December 2005	129	15	8.60	7.99	408	15	19.43	-4.88	(3.96)
	November 2005	179	18	9.94	12.03	253	21	15.81	-2.29	(2.39)
	October 2005	143	11	13.00	7.4	264	16	22.00	-4.49	(3.73)
	September 2005	309	19	16.26	8.05	288	12	24.00	-1.26	(1.77)
	August 2005	128	9	14.22	5.8	290	13	22.31	-1.32	(1.80)
OP-4E Installation Interval PBX Parity	July 2006	0	0	0.00	0	0	0	0.00	0.00	0.00
	June 2006	0	0	0.00	0	0	0	0.00	0.00	0.00
	May 2006	0	0	0.00	0	0	0	0.00	0.00	0.00
	April 2006	0	0	0.00	0	0	0	0.00	0.00	0.00
	March 2006	0	0	0.00	0	0	0	0.00	0.00	0.00
	February 2006	0	0	0.00	0	0	0	0.00	0.00	0.00
	January 2006	0	0	0.00	0	0	0	0.00	0.00	0.00
	December 2005	0	0	0.00	0	0	0	0.00	0.00	0.00
	November 2005	0	0	0.00	0	0	0	0.00	0.00	0.00
	October 2005	19	5	3.80	0.84	170	0	14.17	-0.96	(1.59)
	September 2005	0	0	0.00	0	0	12	0.00	0.00	0.00
	August 2005	0	0	0.00	0	0	0	0.00	0.00	0.00
OP-4E Installation Interval UDIT Above DS1 Level Parity	July 2006	0	0	0.00	0	0	0	0.00	0.00	0.00
	June 2006	0	0	0.00	0	0	0	0.00	0.00	0.00
	May 2006	0	0	0.00	0	0	0	0.00	0.00	0.00
	April 2006	0	0	0.00	0	0	0	0.00	0.00	0.00
	March 2006	7	2	3.50	0.71	110	0	27.50	-1.13	(1.69)
	February 2006	0	0	0.00	0	0	4	0.00	0.00	0.00
	January 2006	0	0	0.00	0	0	0	0.00	0.00	0.00
	December 2005	20	1	20.00	0	128	0	21.33	-0.05	(1.03)
	November 2005	17	2	8.50	0.71	17	6	17.00	0.00	0.00
	October 2005	0	0	0.00	0	0	1	0.00	0.00	0.00
	September 2005	0	0	0.00	0	0	0	0.00	0.00	0.00
	August 2005	26	4	6.50	1	97	4	24.25	-1.30	(1.79)

OP-4E Installation Interval UDIT DS1 Parity	July 2006	0	0	0.00	0	0	0	0.00	0.00	0.00	
	June 2006	5	1	5.00	0	1451	75	19.35	-0.84	(1.51)	
	May 2006	5	1	5.00	0	1011	62	16.31	-0.72	(1.44)	
	April 2006	0	0	0.00	0	0	0	0.00	0.00	0.00	
	March 2006	0	0	0.00	0	0	0	0.00	0.00	0.00	
	February 2006	0	0	0.00	0	0	0	0.00	0.00	0.00	
	January 2006	0	0	0.00	0	0	0	0.00	0.00	0.00	
	December 2005	5	1	5.00	0	824	0	13.73	-0.72	(1.44)	
	November 2005	0	0	0.00	0	0	60	0.00	0.00	0.00	
	October 2005	0	0	0.00	0	0	0	0.00	0.00	0.00	
	September 2005	0	0	0.00	0	0	0	0.00	0.00	0.00	
	August 2005	0	0	0.00	0	0	0	0.00	0.00	0.00	
	OP-4E Installation Interval Unbundled Loop 2 Wire Non-Loaded Benchmark 6	July 2006	10	5	2.00	1	0	0	0.00	0.00	(2.00)
		June 2006	16	7	2.29	0.76	0	0	0.00	0.00	(1.86)
May 2006		11	3	3.67	2.08	0	0	0.00	0.00	(1.17)	
April 2006		17	8	2.13	0.99	0	0	0.00	0.00	(1.94)	
March 2006		12	4	3.00	1.41	0	0	0.00	0.00	(1.50)	
February 2006		19	6	3.17	1.6	0	0	0.00	0.00	(1.42)	
January 2006		65	15	4.33	0.98	0	0	0.00	0.00	(0.83)	
December 2005		83	16	5.19	1.22	0	0	0.00	0.00	(0.41)	
November 2005		65	9	7.22	8.96	0	0	0.00	0.00	0.61	
October 2005		64	15	4.27	1.16	0	0	0.00	0.00	(0.87)	
September 2005		53	12	4.42	0.9	0	0	0.00	0.00	(0.79)	
August 2005		92	20	4.60	0.68	89	14	6.36	-1.11	(1.67)	
OP-4E Installation Interval Unbundled Loop ADSL Qualified Benchmark 6		July 2006	3	1	3.00	0	0	0	0.00	0.00	(1.50)
		June 2006	17	6	2.83	0.41	0	0	0.00	0.00	(1.58)
	May 2006	2	1	2.00	0	0	0	0.00	0.00	(2.00)	
	April 2006	6	2	3.00	0	0	835	0.00	0.00	(1.50)	
	March 2006	13	4	3.25	0.5	0	0	0.00	0.00	(1.38)	
	February 2006	14	5	2.80	1.1	0	0	0.00	0.00	(1.60)	
	January 2006	25	5	5.00	0	0	0	0.00	0.00	(0.50)	
	December 2005	23	5	4.60	0.89	0	0	0.00	0.00	(0.70)	
	November 2005	55	12	4.58	0.51	0	0	0.00	0.00	(0.71)	
	October 2005	70	14	5.00	0	4897	0	4.73	0.28	(0.69)	
	September 2005	95	21	4.52	1.72	3762	1035	4.51	0.04	(0.93)	
	August 2005	29	6	4.83	0.41	3333	712	4.68	0.11	(0.72)	
	OP-4E Installation Interval Unbundled Loop DS1 Capable Benchmark 5.5	July 2006	49	10	4.90	0.99	0	0	0.00	0.00	(0.33)
		June 2006	59	13	4.54	0.78	0	0	0.00	0.00	(0.52)
May 2006		58	11	5.27	1.42	1011	62	16.31	-2.15	(2.31)	
April 2006		150	20	7.50	7.37	709	52	13.38	-2.00	(2.21)	
March 2006		64	13	4.92	0.64	1363	53	14.50	-1.33	(1.81)	
February 2006		45	8	5.63	1.77	960	94	11.43	-2.19	(2.33)	
January 2006		39	8	4.88	0.35	1942	84	25.22	-1.51	(1.92)	
December 2005		70	13	5.38	2.6	824	77	13.73	-2.26	(2.37)	
November 2005		33	7	4.71	0.49	727	60	12.98	-1.43	(1.87)	
October 2005		91	19	4.79	1.69	644	56	12.63	-3.89	(3.37)	
September 2005		59	12	4.92	0.51	746	51	14.35	-2.70	(2.64)	
August 2005		27	6	4.50	0.84	1175	65	18.08	-1.49	(1.91)	
OP-4E Installation Interval Unbundled Loop XDSLi Benchmark 6		July 2006	0	0	0.00	0	0	0	0.00	0.00	0.00
		June 2006	10	2	5.00	0	0	0	0.00	0.00	(0.50)
	May 2006	29	7	4.14	1.07	0	0	0.00	0.00	(0.93)	
	April 2006	21	5	4.20	1.1	0	0	0.00	0.00	(0.90)	
	March 2006	11	3	3.67	1.15	0	0	0.00	0.00	(1.17)	

	February 2006	0	0	0.00	0	0	0	0.00	0.00	0.00
	January 2006	0	0	0.00	0	0	0	0.00	0.00	0.00
	December 2005	0	0	0.00	0	0	0	0.00	0.00	0.00
	November 2005	0	0	0.00	0	0	0	0.00	0.00	0.00
	October 2005	0	0	0.00	0	0	0	0.00	0.00	0.00
	September 2005	0	0	0.00	0	0	0	0.00	0.00	0.00
	August 2005	0	0	0.00	0	0	0	0.00	0.00	0.00
OP-4E Installation Interval Unbundled Loop	July 2006	277	45	6.16	6.7	0	0	0.00	0.00	0.08
Analog Benchmark 6	June 2006	1138	138	8.25	10.85	0	0	0.00	0.00	1.12
	May 2006	731	135	5.41	0.79	0	0	0.00	0.00	(0.29)
	April 2006	713	86	8.29	8.21	0	0	0.00	0.00	1.15
	March 2006	630	125	5.04	0.59	0	0	0.00	0.00	(0.48)
	February 2006	578	111	5.21	0.66	0	0	0.00	0.00	(0.40)
	January 2006	440	90	4.89	0.46	0	0	0.00	0.00	(0.56)
	December 2005	364	70	5.20	0.79	0	0	0.00	0.00	(0.40)
	November 2005	533	106	5.03	0.7	0	0	0.00	0.00	(0.49)
	October 2005	480	99	4.85	1.34	0	0	0.00	0.00	(0.58)
	September 2005	392	83	4.72	1.23	0	0	0.00	0.00	(0.64)
	August 2005	348	73	4.77	0.64	4629	1159	3.99	1.68	(0.13)
OP-4E Installation Interval Unbundled Loop	July 2006	21	2	10.50	3.54	0	0	0.00	0.00	(0.90)
Conditioned Benchmark 15	June 2006	31	2	15.50	3.54	0	0	0.00	0.00	0.10
	May 2006	15	1	15.00	0	0	0	0.00	0.00	0.00
	April 2006	7	1	7.00	0	0	0	0.00	0.00	(1.60)
	March 2006	0	0	0.00	0	0	0	0.00	0.00	0.00
	February 2006	17	1	17.00	0	0	0	0.00	0.00	0.40
	January 2006	0	0	0.00	0	0	0	0.00	0.00	0.00
	December 2005	21	2	10.50	9.19	0	0	0.00	0.00	(0.90)
	November 2005	12	1	12.00	0	0	0	0.00	0.00	(0.60)
	October 2005	0	0	0.00	0	0	0	0.00	0.00	0.00
	September 2005	0	0	0.00	0	0	0	0.00	0.00	0.00
	August 2005	0	0	0.00	0	0	0	0.00	0.00	0.00
OP-4E Installation Interval Unbundled Loop	July 2006	16	4	4.00	1.15	152	13	11.69	-0.87	(1.53)
ISDN Capable Parity	June 2006	24	6	4.00	1.1	52	13	4.00	0.00	(1.00)
	May 2006	41	9	4.56	0.73	44	12	3.67	1.55	0.09
	April 2006	5	1	5.00	0	54	10	7.71	-0.55	(1.33)
	March 2006	9	2	4.50	0.71	68	7	6.18	-0.67	(1.41)
	February 2006	19	4	4.75	0.5	159	11	19.88	-0.77	(1.47)
	January 2006	34	7	4.86	0.38	90	8	8.18	-1.14	(1.69)
	December 2005	29	7	4.14	0.9	130	11	9.29	-1.86	(2.13)
	November 2005	46	11	4.18	1.08	76	14	8.44	-2.41	(2.46)
	October 2005	77	14	5.50	5.16	34	9	5.67	-0.33	(1.20)
	September 2005	65	13	5.00	3.61	139	6	13.90	-1.11	(1.67)
	August 2005	43	10	4.30	1.25	89	14	6.36	-1.09	(1.66)
OP-5A New Service Installation Quality	July 2006	0	0	0.00%	0	0	0	0.00%	0.00	0.00
Reported to Repair Basic Rate ISDN Parity	June 2006	4	4	100.00%	0	67	71	94.37%	-0.48	(1.29)
	May 2006	2	2	100.00%	0	70	74	94.59%	-0.33	(1.20)
	April 2006	0	0	0.00%	0	0	0	0.00%	0.00	0.00
	March 2006	1	1	100.00%	0	49	0	90.74%	-0.32	(1.19)
	February 2006	0	0	0.00%	0	0	54	0.00%	0.00	0.00
	January 2006	0	0	0.00%	0	0	0	0.00%	0.00	0.00
	December 2005	0	0	0.00%	0	0	0	0.00%	0.00	0.00
	November 2005	0	0	0.00%	0	0	0	0.00%	0.00	0.00
	October 2005	0	0	0.00%	0	0	0	0.00%	0.00	0.00

	September 2005	0	0	0.00%	0	0	0	0.00%	0.00	0.00
	August 2005	0	0	0.00%	0	0	0	0.00%	0.00	0.00
OP-5A New Service Installation Quality	July 2006	0	0	0.00%	0	0	0	0.00%	0.00	0.00
Reported to Repair Business Parity	June 2006	7	7	100.00%	0	3287	3545	92.72%	-0.74	(1.45)
	May 2006	3	4	75.00%	0.433	3243	3485	93.06%	1.42	(0.34)
	April 2006	9	10	90.00%	0.3	2894	2919	93.29%	0.42	(0.72)
	March 2006	17	18	94.44%	0.2291	3163	3102	92.43%	-0.32	(1.20)
	February 2006	25	28	89.29%	0.3093	2854	3422	92.54%	0.65	(0.59)
	January 2006	6	7	85.71%	0.3499	3000	3084	91.74%	0.58	(0.65)
	December 2005	7	7	100.00%	0	2708	3270	91.55%	-0.80	(1.49)
	November 2005	14	14	100.00%	0	2940	2958	91.25%	-1.16	(1.70)
	October 2005	3	4	75.00%	0.433	2755	3222	93.23%	1.45	(0.33)
	September 2005	12	14	85.71%	0.3499	2740	2955	93.87%	1.27	(0.31)
	August 2005	3	4	75.00%	0.433	2919	3140	92.96%	1.40	(0.34)
OP-5A New Service Installation Quality	July 2006	0	0	0.00%	0	0	0	0.00%	0.00	0.00
Reported to Repair Dark Fiber - IOF	June 2006	0	0	0.00%	0	0	0	0.00%	0.00	0.00
Diagnostic	May 2006	1	3	33.33%	0.4714	0	0	0.00%	0.00	0.00
	April 2006	1	1	100.00%	0	0	0	0.00%	0.00	0.00
	March 2006	0	0	0.00%	0	0	0	0.00%	0.00	0.00
	February 2006	0	0	0.00%	0	0	0	0.00%	0.00	0.00
	January 2006	1	1	100.00%	0	0	0	0.00%	0.00	0.00
	December 2005	1	1	100.00%	0	0	0	0.00%	0.00	0.00
	November 2005	0	0	0.00%	0	0	0	0.00%	0.00	0.00
	October 2005	0	0	0.00%	0	0	0	0.00%	0.00	0.00
	September 2005	0	0	0.00%	0	0	0	0.00%	0.00	0.00
	August 2005	0	0	0.00%	0	0	0	0.00%	0.00	0.00
OP-5A New Service Installation Quality	July 2006	0	0	0.00%	0	0	0	0.00%	0.00	0.00
Reported to Repair Dark Fiber - Loop	June 2006	0	0	0.00%	0	0	0	0.00%	0.00	0.00
Diagnostic	May 2006	0	0	0.00%	0	0	0	0.00%	0.00	0.00
	April 2006	0	0	0.00%	0	0	0	0.00%	0.00	0.00
	March 2006	0	0	0.00%	0	0	0	0.00%	0.00	0.00
	February 2006	0	0	0.00%	0	0	0	0.00%	0.00	0.00
	January 2006	0	0	0.00%	0	0	0	0.00%	0.00	0.00
	December 2005	0	0	0.00%	0	0	0	0.00%	0.00	0.00
	November 2005	0	0	0.00%	0	0	0	0.00%	0.00	0.00
	October 2005	2	2	100.00%	0	0	0	0.00%	0.00	0.00
	September 2005	0	0	0.00%	0	0	0	0.00%	0.00	0.00
	August 2005	0	0	0.00%	0	0	0	0.00%	0.00	0.00
OP-5A New Service Installation Quality	July 2006	0	0	0.00%	0	0	0	0.00%	0.00	0.00
Reported to Repair DS1 Parity	June 2006	0	0	0.00%	0	0	0	0.00%	0.00	0.00
	May 2006	0	0	0.00%	0	0	0	0.00%	0.00	0.00
	April 2006	0	0	0.00%	0	0	0	0.00%	0.00	0.00
	March 2006	0	0	0.00%	0	0	0	0.00%	0.00	0.00
	February 2006	0	0	0.00%	0	0	0	0.00%	0.00	0.00
	January 2006	1	1	100.00%	0	153	0	93.29%	-0.27	(1.16)
	December 2005	0	0	0.00%	0	0	164	0.00%	0.00	0.00
	November 2005	0	0	0.00%	0	0	0	0.00%	0.00	0.00
	October 2005	10	10	100.00%	0	151	0	93.79%	-0.79	(1.48)
	September 2005	0	0	0.00%	0	0	161	0.00%	0.00	0.00
	August 2005	1	1	100.00%	0	134	142	94.37%	-0.24	(1.15)
OP-5A New Service Installation Quality	July 2006	0	0	0.00%	0	0	0	0.00%	0.00	0.00
Reported to Repair E911 Parity	June 2006	7	7	100.00%	0	1	1	100.00%	0.00	0.00
	May 2006	0	0	0.00%	0	0	0	0.00%	0.00	0.00

	April 2006	4	4	100.00%	0	23	69	100.00%	0.00	0.00
	March 2006	3	3	100.00%	0	28	23	100.00%	0.00	0.00
	February 2006	16	16	100.00%	0	55	28	100.00%	0.00	0.00
	January 2006	21	21	100.00%	0	46	55	100.00%	0.00	0.00
	December 2005	6	6	100.00%	0	75	46	100.00%	0.00	0.00
	November 2005	42	42	100.00%	0	69	75	100.00%	0.00	0.00
	October 2005	34	34	100.00%	0	84	69	100.00%	0.00	0.00
	September 2005	21	21	100.00%	0	69	84	100.00%	0.00	0.00
	August 2005	26	26	100.00%	0	63	63	100.00%	0.00	0.00
OP-5A New Service Installation Quality	July 2006	0	0	0.00%	0	0	0	0.00%	0.00	0.00
Reported to Repair Enhanced Extended	June 2006	1	1	100.00%	0	0	0	0.00%	0.00	0.00
Loops - DS0 Capable Diagnostic	May 2006	0	0	0.00%	0	0	0	0.00%	0.00	0.00
	April 2006	1	1	100.00%	0	0	0	0.00%	0.00	0.00
	March 2006	0	0	0.00%	0	0	0	0.00%	0.00	0.00
	February 2006	0	0	0.00%	0	0	0	0.00%	0.00	0.00
	January 2006	0	0	0.00%	0	0	0	0.00%	0.00	0.00
	December 2005	1	1	100.00%	0	0	0	0.00%	0.00	0.00
	November 2005	1	1	100.00%	0	0	0	0.00%	0.00	0.00
	October 2005	0	0	0.00%	0	0	0	0.00%	0.00	0.00
	September 2005	2	2	100.00%	0	0	0	0.00%	0.00	0.00
	August 2005	1	1	100.00%	0	0	0	0.00%	0.00	0.00
OP-5A New Service Installation Quality	July 2006	0	0	0.00%	0	0	0	0.00%	0.00	0.00
Reported to Repair Enhanced Extended	June 2006	127	135	94.07%	0.2361	157	177	88.70%	-1.49	(1.90)
Loops - DS1 Capable Parity	May 2006	94	102	92.16%	0.2688	148	160	92.50%	0.10	(0.94)
	April 2006	84	93	90.32%	0.2957	146	133	93.59%	1.02	(0.44)
	March 2006	71	80	88.75%	0.316	168	156	90.32%	0.40	(0.76)
	February 2006	65	67	97.01%	0.1702	157	186	93.45%	-1.00	(1.61)
	January 2006	78	80	97.50%	0.1561	153	168	93.29%	-1.23	(1.75)
	December 2005	51	54	94.44%	0.2291	111	164	93.28%	-0.28	(1.17)
	November 2005	83	86	96.51%	0.1835	113	119	88.28%	-1.84	(2.12)
	October 2005	79	81	97.53%	0.1552	151	128	93.79%	-1.14	(1.69)
	September 2005	204	211	96.68%	0.1791	121	161	90.98%	-1.80	(2.09)
	August 2005	494	509	97.05%	0.1691	134	142	94.37%	-1.23	(1.75)
OP-5A New Service Installation Quality	July 2006	0	0	0.00%	0	0	0	0.00%	0.00	0.00
Reported to Repair Enhanced Extended	June 2006	0	0	0.00%	0	0	0	0.00%	0.00	0.00
Loops - DS3 Capable Diagnostic	May 2006	0	0	0.00%	0	0	0	0.00%	0.00	0.00
	April 2006	1	1	100.00%	0	0	0	0.00%	0.00	0.00
	March 2006	3	3	100.00%	0	0	0	0.00%	0.00	0.00
	February 2006	2	2	100.00%	0	0	0	0.00%	0.00	0.00
	January 2006	2	2	100.00%	0	0	0	0.00%	0.00	0.00
	December 2005	2	2	100.00%	0	0	0	0.00%	0.00	0.00
	November 2005	0	0	0.00%	0	0	0	0.00%	0.00	0.00
	October 2005	2	2	100.00%	0	0	0	0.00%	0.00	0.00
	September 2005	1	1	100.00%	0	0	0	0.00%	0.00	0.00
	August 2005	4	4	100.00%	0	0	0	0.00%	0.00	0.00
OP-5A New Service Installation Quality	July 2006	0	0	0.00%	0	0	0	0.00%	0.00	0.00
Reported to Repair Line Sharing Parity	June 2006	0	0	0.00%	0	0	0	0.00%	0.00	0.00
	May 2006	0	0	0.00%	0	0	0	0.00%	0.00	0.00
	April 2006	0	0	0.00%	0	0	0	0.00%	0.00	0.00
	March 2006	0	0	0.00%	0	0	0	0.00%	0.00	0.00
	February 2006	1	1	100.00%	0	24675	0	91.80%	-0.30	(1.18)
	January 2006	0	0	0.00%	0	0	26879	0.00%	0.00	0.00
	December 2005	0	0	0.00%	0	0	0	0.00%	0.00	0.00

	November 2005	2	2	100.00%	0	28309	0	91.96%	-0.42	(1.25)
	October 2005	2	2	100.00%	0	28881	30784	92.81%	-0.39	(1.24)
	September 2005	0	0	0.00%	0	0	31120	0.00%	0.00	0.00
	August 2005	2	2	100.00%	0	31578	33903	93.14%	-0.38	(1.23)
OP-5A New Service Installation Quality	July 2006	0	0	0.00%	0	0	0	0.00%	0.00	0.00
Reported to Repair Line Splitting Parity	June 2006	16	16	100.00%	0	9686	10486	92.37%	-1.15	(1.70)
	May 2006	12	12	100.00%	0	8985	9689	92.73%	-0.97	(1.59)
	April 2006	24	28	85.71%	0.3499	9137	16568	93.03%	1.52	(0.16)
	March 2006	26	28	92.86%	0.2575	13529	9822	92.73%	-0.03	(1.02)
	February 2006	25	28	89.29%	0.3093	10657	14589	90.23%	0.17	(0.86)
	January 2006	17	19	89.47%	0.3069	12523	11811	90.53%	0.16	(0.86)
	December 2005	15	15	100.00%	0	10993	13833	92.18%	-1.13	(1.69)
	November 2005	28	30	93.33%	0.2494	10248	11925	92.08%	-0.25	(1.15)
	October 2005	22	25	88.00%	0.325	13797	11130	91.14%	0.55	(0.65)
	September 2005	18	19	94.74%	0.2233	15089	15138	91.07%	-0.56	(1.34)
	August 2005	25	26	96.15%	0.1923	14295	15757	90.72%	-0.95	(1.58)
OP-5A New Service Installation Quality	July 2006	0	0	0.00%	0	0	0	0.00%	0.00	0.00
Reported to Repair LIS Trunk Parity	June 2006	32	32	100.00%	0	28	28	100.00%	0.00	0.00
	May 2006	24	24	100.00%	0	27	27	100.00%	0.00	0.00
	April 2006	35	35	100.00%	0	36	25	100.00%	0.00	0.00
	March 2006	31	31	100.00%	0	22	36	100.00%	0.00	0.00
	February 2006	33	33	100.00%	0	28	22	100.00%	0.00	0.00
	January 2006	16	16	100.00%	0	32	28	100.00%	0.00	0.00
	December 2005	36	37	97.30%	0.1622	36	32	97.30%	0.00	(1.00)
	November 2005	32	33	96.97%	0.1714	34	37	100.00%	0.00	(0.61)
	October 2005	35	35	100.00%	0	27	34	100.00%	0.00	0.00
	September 2005	36	39	92.31%	0.2665	24	27	96.00%	0.74	(0.71)
	August 2005	21	21	100.00%	0	38	39	97.44%	-0.60	(1.36)
OP-5A New Service Installation Quality	July 2006	0	0	0.00%	0	0	0	0.00%	0.00	0.00
Reported to Repair PBX Parity	June 2006	0	0	0.00%	0	0	0	0.00%	0.00	0.00
	May 2006	0	0	0.00%	0	0	0	0.00%	0.00	0.00
	April 2006	0	0	0.00%	0	0	0	0.00%	0.00	0.00
	March 2006	0	0	0.00%	0	0	0	0.00%	0.00	0.00
	February 2006	0	0	0.00%	0	0	0	0.00%	0.00	0.00
	January 2006	0	0	0.00%	0	0	0	0.00%	0.00	0.00
	December 2005	0	0	0.00%	0	0	0	0.00%	0.00	0.00
	November 2005	0	0	0.00%	0	0	0	0.00%	0.00	0.00
	October 2005	8	8	100.00%	0	39	0	97.50%	-0.41	(1.25)
	September 2005	0	0	0.00%	0	0	40	0.00%	0.00	0.00
	August 2005	0	0	0.00%	0	0	0	0.00%	0.00	0.00
OP-5A New Service Installation Quality	July 2006	0	0	0.00%	0	0	0	0.00%	0.00	0.00
Reported to Repair Qwest DSL Parity	June 2006	1	1	100.00%	0	9686	10486	92.37%	-0.29	(1.17)
	May 2006	0	0	0.00%	0	0	0	0.00%	0.00	0.00
	April 2006	0	0	0.00%	0	0	16568	0.00%	0.00	0.00
	March 2006	2	2	100.00%	0	13529	0	92.73%	-0.40	(1.24)
	February 2006	5	5	100.00%	0	10657	14589	90.23%	-0.74	(1.45)
	January 2006	29	29	100.00%	0	12523	11811	90.53%	-1.74	(2.06)
	December 2005	16	19	84.21%	0.3646	10993	13833	92.18%	1.29	(0.28)
	November 2005	40	43	93.02%	0.2548	10248	11925	92.08%	-0.23	(1.14)
	October 2005	88	93	94.62%	0.2256	13797	11130	91.14%	-1.18	(1.72)
	September 2005	88	95	92.63%	0.2613	15089	15138	91.07%	-0.53	(1.32)
	August 2005	92	95	96.84%	0.1749	14295	15757	90.72%	-2.05	(2.25)
OP-5A New Service Installation Quality	July 2006	0	0	0.00%	0	0	0	0.00%	0.00	0.00

Reported to Repair Residence Parity	June 2006	1471	1534	95.89%	0.1985	25134	27510	91.36%	-6.15	(4.74)	
	May 2006	1806	1903	94.90%	0.2199	24193	26321	91.92%	-4.62	(3.81)	
	April 2006	1635	1714	95.39%	0.2097	21796	30644	92.08%	-4.90	(3.98)	
	March 2006	2216	2293	96.64%	0.1801	24960	23670	91.76%	-8.16	(5.96)	
	February 2006	1835	1923	95.42%	0.209	21821	27201	91.70%	-5.69	(4.46)	
	January 2006	1709	1827	93.54%	0.2458	23293	23795	91.41%	-3.15	(2.91)	
	December 2005	1738	1826	95.18%	0.2142	22740	25483	91.77%	-5.12	(4.11)	
	November 2005	1927	2013	95.73%	0.2022	25369	24779	92.04%	-5.90	(4.59)	
	October 2005	2002	2128	94.08%	0.236	26126	27562	92.76%	-2.26	(2.38)	
	September 2005	2261	2365	95.60%	0.205	28368	28165	92.57%	-5.41	(4.29)	
	August 2005	2117	2239	94.55%	0.227	28659	30763	93.16%	-2.52	(2.53)	
	OP-5A New Service Installation Quality	July 2006	0	0	0.00%	0	0	0	0.00%	0.00	0.00
	Reported to Repair UDIT Above DS1 Level Parity	June 2006	0	0	0.00%	0	0	0	0.00%	0.00	0.00
May 2006		0	0	0.00%	0	0	0	0.00%	0.00	0.00	
April 2006		0	0	0.00%	0	0	14	0.00%	0.00	0.00	
March 2006		14	16	87.50%	0.3307	45	0	100.00%	0.00	0.14	
February 2006		8	8	100.00%	0	26	45	96.30%	-0.49	(1.30)	
January 2006		0	0	0.00%	0	0	27	0.00%	0.00	0.00	
December 2005		2	3	66.67%	0.4714	16	0	100.00%	0.00	(0.09)	
November 2005		5	6	83.33%	0.3727	12	16	100.00%	0.00	(0.41)	
October 2005		1	1	100.00%	0	17	12	100.00%	0.00	0.00	
September 2005		1	1	100.00%	0	14	17	100.00%	0.00	0.00	
August 2005		28	29	96.55%	0.1825	30	30	100.00%	0.00	(0.61)	
OP-5A New Service Installation Quality		July 2006	0	0	0.00%	0	0	0	0.00%	0.00	0.00
Reported to Repair UDIT DS1 Parity		June 2006	1	1	100.00%	0	157	177	88.70%	-0.36	(1.22)
	May 2006	1	1	100.00%	0	148	160	92.50%	-0.28	(1.17)	
	April 2006	2	2	100.00%	0	146	133	93.59%	-0.37	(1.22)	
	March 2006	1	1	100.00%	0	168	156	90.32%	-0.33	(1.20)	
	February 2006	0	0	0.00%	0	0	186	0.00%	0.00	0.00	
	January 2006	1	1	100.00%	0	153	0	93.29%	-0.27	(1.16)	
	December 2005	2	2	100.00%	0	111	164	93.28%	-0.38	(1.23)	
	November 2005	1	1	100.00%	0	113	119	88.28%	-0.36	(1.22)	
	October 2005	5	5	100.00%	0	151	128	93.79%	-0.57	(1.34)	
	September 2005	5	5	100.00%	0	121	161	90.98%	-0.69	(1.42)	
	August 2005	2	2	100.00%	0	134	142	94.37%	-0.34	(1.21)	
	OP-5A New Service Installation Quality	July 2006	0	0	0.00%	0	0	0	0.00%	0.00	0.00
	Reported to Repair Unbundled Loop - 2 Wire Non-Loaded Parity	June 2006	666	696	95.69%	0.2031	64	68	94.12%	-0.53	(1.32)
May 2006		544	558	97.49%	0.1564	69	73	94.52%	-1.05	(1.64)	
April 2006		482	494	97.57%	0.154	45	75	95.74%	-0.59	(1.36)	
March 2006		615	630	97.62%	0.1525	48	47	90.57%	-1.69	(2.03)	
February 2006		514	538	95.54%	0.2064	53	53	94.64%	-0.28	(1.17)	
January 2006		386	412	93.69%	0.2432	45	56	95.74%	0.66	(0.71)	
December 2005		316	330	95.76%	0.2016	60	47	96.77%	0.42	(0.84)	
November 2005		393	404	97.28%	0.1627	50	62	94.34%	-0.87	(1.53)	
October 2005		355	369	96.21%	0.1911	67	53	94.37%	-0.62	(1.37)	
September 2005		355	368	96.47%	0.1846	73	71	97.33%	0.42	(0.83)	
August 2005		321	337	95.25%	0.2127	67	70	95.71%	0.17	(0.95)	
OP-5A New Service Installation Quality		July 2006	0	0	0.00%	0	0	0	0.00%	0.00	0.00
Reported to Repair Unbundled Loop - ADSL Qualified Parity		June 2006	35	36	97.22%	0.1643	4090	4423	92.47%	-1.08	(1.65)
	May 2006	18	19	94.74%	0.2233	3841	4136	92.87%	-0.32	(1.19)	
	April 2006	15	15	100.00%	0	3945	7781	93.04%	-1.06	(1.64)	
	March 2006	19	19	100.00%	0	5193	4240	93.10%	-1.18	(1.72)	
	February 2006	20	20	100.00%	0	4331	5578	89.39%	-1.54	(1.93)	

	January 2006	10	12	83.33%	0.3727	5676	4845	90.00%	0.77	(0.54)
	December 2005	15	15	100.00%	0	5127	6307	91.36%	-1.19	(1.72)
	November 2005	29	30	96.67%	0.1795	4555	5612	91.83%	-0.96	(1.59)
	October 2005	24	26	92.31%	0.2665	6722	4960	91.31%	-0.18	(1.11)
	September 2005	38	42	90.48%	0.2935	7069	7362	90.85%	0.08	(0.91)
	August 2005	23	26	88.46%	0.3195	6541	7215	90.66%	0.38	(0.74)
OP-5A New Service Installation Quality	July 2006	0	0	0.00%	0	0	0	0.00%	0.00	0.00
Reported to Repair Unbundled Loop - DS1 Capable Parity	June 2006	134	144	93.06%	0.2542	157	177	88.70%	-1.23	(1.75)
	May 2006	156	166	93.98%	0.2379	148	160	92.50%	-0.51	(1.31)
	April 2006	226	236	95.76%	0.2014	146	133	93.59%	-0.86	(1.52)
	March 2006	163	171	95.32%	0.2112	168	156	90.32%	-1.60	(1.97)
	February 2006	100	113	88.50%	0.3191	157	186	93.45%	1.65	(0.13)
	January 2006	149	162	91.98%	0.2717	153	168	93.29%	0.48	(0.73)
	December 2005	123	131	93.89%	0.2395	111	164	93.28%	-0.19	(1.12)
	November 2005	133	135	98.52%	0.1208	113	119	88.28%	-2.58	(2.57)
	October 2005	140	146	95.89%	0.1985	151	128	93.79%	-0.76	(1.46)
	September 2005	124	132	93.94%	0.2386	121	161	90.98%	-0.84	(1.51)
	August 2005	119	127	93.70%	0.2429	134	142	94.37%	0.24	(0.87)
OP-5A New Service Installation Quality	July 2006	0	0	0.00%	0	0	0	0.00%	0.00	0.00
Reported to Repair Unbundled Loop - DS3 Capable Parity	June 2006	0	0	0.00%	0	0	0	0.00%	0.00	0.00
	May 2006	0	0	0.00%	0	0	0	0.00%	0.00	0.00
	April 2006	0	0	0.00%	0	0	14	0.00%	0.00	0.00
	March 2006	0	0	0.00%	0	0	0	0.00%	0.00	0.00
	February 2006	0	0	0.00%	0	0	0	0.00%	0.00	0.00
	January 2006	0	0	0.00%	0	0	0	0.00%	0.00	0.00
	December 2005	0	0	0.00%	0	0	0	0.00%	0.00	0.00
	November 2005	0	0	0.00%	0	0	0	0.00%	0.00	0.00
	October 2005	0	0	0.00%	0	0	0	0.00%	0.00	0.00
	September 2005	3	3	100.00%	0	14	0	100.00%	0.00	0.00
	August 2005	0	0	0.00%	0	0	0	0.00%	0.00	0.00
OP-5A New Service Installation Quality	July 2006	0	0	0.00%	0	0	0	0.00%	0.00	0.00
Reported to Repair Unbundled Loop - XDSL Parity	June 2006	20	23	86.96%	0.3368	9686	10486	92.37%	0.98	(0.43)
	May 2006	24	26	92.31%	0.2665	8985	9689	92.73%	0.08	(0.90)
	April 2006	23	25	92.00%	0.2713	9137	16568	93.03%	0.20	(0.83)
	March 2006	29	31	93.55%	0.2457	13529	9822	92.73%	-0.17	(1.11)
	February 2006	5	5	100.00%	0	10657	14589	90.23%	-0.74	(1.45)
	January 2006	2	2	100.00%	0	12523	11811	90.53%	-0.46	(1.28)
	December 2005	12	12	100.00%	0	10993	13833	92.18%	-1.01	(1.61)
	November 2005	4	4	100.00%	0	10248	11925	92.08%	-0.59	(1.36)
	October 2005	2	2	100.00%	0	13797	11130	91.14%	-0.44	(1.27)
	September 2005	4	4	100.00%	0	15089	15138	91.07%	-0.63	(1.38)
	August 2005	11	12	91.67%	0.2764	14295	15757	90.72%	-0.11	(1.07)
OP-5A New Service Installation Quality	July 2006	0	0	0.00%	0	0	0	0.00%	0.00	0.00
Reported to Repair Unbundled Loop Analog Parity	June 2006	2161	2209	97.83%	0.1458	11377	12268	92.74%	-8.49	(6.16)
	May 2006	1273	1302	97.77%	0.1476	10615	11434	92.84%	-6.54	(4.98)
	April 2006	1189	1209	98.35%	0.1275	9480	10982	93.36%	-6.58	(5.00)
	March 2006	2269	2299	98.70%	0.1135	10787	10154	93.23%	-9.52	(6.79)
	February 2006	1463	1493	97.99%	0.1403	9287	11570	92.75%	-7.29	(5.43)
	January 2006	1645	1667	98.68%	0.1141	9911	10013	91.57%	-9.73	(6.92)
	December 2005	1792	1820	98.46%	0.1231	9809	10824	92.40%	-9.02	(6.48)
	November 2005	2175	2206	98.59%	0.1177	10357	10616	92.06%	-10.38	(7.31)
	October 2005	1726	1763	97.90%	0.1433	9768	11250	93.43%	-7.01	(5.26)
	September 2005	1848	1886	97.99%	0.1405	10309	10455	93.87%	-6.88	(5.18)

	August 2005	3707	3766	98.43%	0.1242	10616	11332	93.68%	-10.38	(7.31)
OP-5A New Service Installation Quality	July 2006	0	0	0.00%	0	0	0	0.00%	0.00	0.00
Reported to Repair Unbundled Loop ISDN	June 2006	14	15	93.33%	0.2494	64	68	94.12%	0.12	(0.93)
Capable Parity	May 2006	12	14	85.71%	0.3499	69	73	94.52%	1.33	(0.36)
	April 2006	11	11	100.00%	0	45	75	95.74%	-0.63	(1.38)
	March 2006	46	46	100.00%	0	48	47	90.57%	-1.60	(1.97)
	February 2006	26	30	86.67%	0.3399	53	53	94.64%	1.57	(0.26)
	January 2006	40	42	95.24%	0.213	45	56	95.74%	0.12	(0.96)
	December 2005	28	31	90.32%	0.2957	60	47	96.77%	1.66	(0.31)
	November 2005	42	43	97.67%	0.1507	50	62	94.34%	-0.70	(1.43)
	October 2005	41	45	91.11%	0.2846	67	53	94.37%	0.74	(0.61)
	September 2005	42	42	100.00%	0	73	71	97.33%	-0.86	(1.52)
	August 2005	32	35	91.43%	0.2799	67	70	95.71%	1.02	(0.53)
OP-5A New Service Installation Quality	July 2006	0	0	0.00%	0	0	0	0.00%	0.00	0.00
Reported to Repair UNE - P (POTS) Parity	June 2006	0	0	0.00%	0	0	0	0.00%	0.00	0.00
	May 2006	1	1	100.00%	0	27436	29806	92.05%	-0.29	(1.18)
	April 2006	2	2	100.00%	0	24690	33563	92.22%	-0.41	(1.25)
	March 2006	2	2	100.00%	0	28123	26772	91.84%	-0.42	(1.26)
	February 2006	8	8	100.00%	0	24675	30623	91.80%	-0.85	(1.51)
	January 2006	3	3	100.00%	0	26293	26879	91.44%	-0.53	(1.32)
	December 2005	3	3	100.00%	0	25448	28753	91.75%	-0.52	(1.32)
	November 2005	4	4	100.00%	0	28309	27737	91.96%	-0.59	(1.36)
	October 2005	6	6	100.00%	0	28881	30784	92.81%	-0.68	(1.41)
	September 2005	8	8	100.00%	0	31108	31120	92.69%	-0.79	(1.48)
	August 2005	5	5	100.00%	0	31578	33903	93.14%	-0.61	(1.37)
OP-5B New Service Provisioning Quality	July 2006	0	0	0.00%	0	0	0	0.00%	0.00	0.00
Basic Rate ISDN Benchmark 0.965	June 2006	4	4	100.00%	0	0	0	0.00%	0.00	(0.11)
	May 2006	2	2	100.00%	0	0	0	0.00%	0.00	(0.11)
	April 2006	0	0	0.00%	0	0	0	0.00%	0.00	0.00
	March 2006	1	1	100.00%	0	0	0	0.00%	0.00	(0.11)
	February 2006	0	0	0.00%	0	0	0	0.00%	0.00	0.00
	January 2006	0	0	0.00%	0	0	0	0.00%	0.00	0.00
	December 2005	0	0	0.00%	0	0	0	0.00%	0.00	0.00
	November 2005	0	0	0.00%	0	0	0	0.00%	0.00	0.00
	October 2005	0	0	0.00%	0	0	0	0.00%	0.00	0.00
	September 2005	0	0	0.00%	0	0	0	0.00%	0.00	0.00
	August 2005	0	0	0.00%	0	0	0	0.00%	0.00	0.00
OP-5B New Service Provisioning Quality	July 2006	0	0	0.00%	0	0	0	0.00%	0.00	0.00
Business Benchmark 0.965	June 2006	7	7	100.00%	0	0	0	0.00%	0.00	(0.11)
	May 2006	4	4	100.00%	0	0	0	0.00%	0.00	(0.11)
	April 2006	10	10	100.00%	0	0	0	0.00%	0.00	(0.11)
	March 2006	18	18	100.00%	0	0	0	0.00%	0.00	(0.11)
	February 2006	27	28	96.43%	0.1856	0	0	0.00%	0.00	0.00
	January 2006	7	7	100.00%	0	0	0	0.00%	0.00	(0.11)
	December 2005	7	7	100.00%	0	0	0	0.00%	0.00	(0.11)
	November 2005	14	14	100.00%	0	0	0	0.00%	0.00	(0.11)
	October 2005	4	4	100.00%	0	0	0	0.00%	0.00	(0.11)
	September 2005	14	14	100.00%	0	0	0	0.00%	0.00	(0.11)
	August 2005	4	4	100.00%	0	0	0	0.00%	0.00	(0.11)
OP-5B New Service Provisioning Quality	July 2006	0	0	0.00%	0	0	0	0.00%	0.00	0.00
Dark Fiber - Loop Diagnostic	June 2006	0	0	0.00%	0	0	0	0.00%	0.00	0.00
	May 2006	0	0	0.00%	0	0	0	0.00%	0.00	0.00
	April 2006	0	0	0.00%	0	0	0	0.00%	0.00	0.00

	March 2006	0	0	0.00%	0	0	0	0.00%	0.00	0.00
	February 2006	0	0	0.00%	0	0	0	0.00%	0.00	0.00
	January 2006	0	0	0.00%	0	0	0	0.00%	0.00	0.00
	December 2005	0	0	0.00%	0	0	0	0.00%	0.00	0.00
	November 2005	0	0	0.00%	0	0	0	0.00%	0.00	0.00
	October 2005	2	2	100.00%	0	0	0	0.00%	0.00	0.00
	September 2005	0	0	0.00%	0	0	0	0.00%	0.00	0.00
	August 2005	0	0	0.00%	0	0	0	0.00%	0.00	0.00
OP-5B New Service Provisioning Quality	July 2006	0	0	0.00%	0	0	0	0.00%	0.00	0.00
DS1 Benchmark 0.965	June 2006	0	0	0.00%	0	0	0	0.00%	0.00	0.00
	May 2006	0	0	0.00%	0	0	0	0.00%	0.00	0.00
	April 2006	0	0	0.00%	0	0	0	0.00%	0.00	0.00
	March 2006	0	0	0.00%	0	0	0	0.00%	0.00	0.00
	February 2006	0	0	0.00%	0	0	0	0.00%	0.00	0.00
	January 2006	1	1	100.00%	0	0	0	0.00%	0.00	(0.11)
	December 2005	0	0	0.00%	0	0	0	0.00%	0.00	0.00
	November 2005	0	0	0.00%	0	0	0	0.00%	0.00	0.00
	October 2005	10	10	100.00%	0	0	0	0.00%	0.00	(0.11)
	September 2005	0	0	0.00%	0	0	0	0.00%	0.00	0.00
	August 2005	1	1	100.00%	0	0	0	0.00%	0.00	(0.11)
OP-5B New Service Provisioning Quality	July 2006	0	0	0.00%	0	0	0	0.00%	0.00	0.00
Enhanced Extended Loops - DS0 Capable	June 2006	1	1	100.00%	0	0	0	0.00%	0.00	(0.11)
Benchmark 0.965	May 2006	0	0	0.00%	0	0	0	0.00%	0.00	0.00
	April 2006	1	1	100.00%	0	0	0	0.00%	0.00	(0.11)
	March 2006	0	0	0.00%	0	0	0	0.00%	0.00	0.00
	February 2006	0	0	0.00%	0	0	0	0.00%	0.00	0.00
	January 2006	0	0	0.00%	0	0	0	0.00%	0.00	0.00
	December 2005	1	1	100.00%	0	0	0	0.00%	0.00	(0.11)
	November 2005	1	1	100.00%	0	0	0	0.00%	0.00	(0.11)
	October 2005	0	0	0.00%	0	0	0	0.00%	0.00	0.00
	September 2005	2	2	100.00%	0	0	0	0.00%	0.00	(0.11)
	August 2005	1	1	100.00%	0	0	0	0.00%	0.00	(0.11)
OP-5B New Service Provisioning Quality	July 2006	0	0	0.00%	0	0	0	0.00%	0.00	0.00
Enhanced Extended Loops - DS1 Capable	June 2006	135	135	100.00%	0	0	0	0.00%	0.00	(0.11)
Benchmark 0.965	May 2006	102	102	100.00%	0	0	0	0.00%	0.00	(0.11)
	April 2006	93	93	100.00%	0	0	0	0.00%	0.00	(0.11)
	March 2006	80	80	100.00%	0	0	0	0.00%	0.00	(0.11)
	February 2006	67	67	100.00%	0	0	0	0.00%	0.00	(0.11)
	January 2006	80	80	100.00%	0	0	0	0.00%	0.00	(0.11)
	December 2005	54	54	100.00%	0	0	0	0.00%	0.00	(0.11)
	November 2005	86	86	100.00%	0	0	0	0.00%	0.00	(0.11)
	October 2005	81	81	100.00%	0	0	0	0.00%	0.00	(0.11)
	September 2005	211	211	100.00%	0	0	0	0.00%	0.00	(0.11)
	August 2005	509	509	100.00%	0	0	0	0.00%	0.00	(0.11)
OP-5B New Service Provisioning Quality	July 2006	0	0	0.00%	0	0	0	0.00%	0.00	0.00
Enhanced Extended Loops - DS3 Capable	June 2006	0	0	0.00%	0	0	0	0.00%	0.00	0.00
Benchmark 0.965	May 2006	0	0	0.00%	0	0	0	0.00%	0.00	0.00
	April 2006	1	1	100.00%	0	0	0	0.00%	0.00	(0.11)
	March 2006	3	3	100.00%	0	0	0	0.00%	0.00	(0.11)
	February 2006	2	2	100.00%	0	0	0	0.00%	0.00	(0.11)
	January 2006	2	2	100.00%	0	0	0	0.00%	0.00	(0.11)
	December 2005	2	2	100.00%	0	0	0	0.00%	0.00	(0.11)
	November 2005	0	0	0.00%	0	0	0	0.00%	0.00	0.00

	October 2005	2	2	100.00%	0	0	0	0.00%	0.00	(0.11)
	September 2005	1	1	100.00%	0	0	0	0.00%	0.00	(0.11)
	August 2005	3	4	75.00%	0.433	0	0	0.00%	0.00	0.67
OP-5B New Service Provisioning Quality	July 2006	0	0	0.00%	0	0	0	0.00%	0.00	0.00
Line Sharing Benchmark 0.965	June 2006	0	0	0.00%	0	0	0	0.00%	0.00	0.00
	May 2006	0	0	0.00%	0	0	0	0.00%	0.00	0.00
	April 2006	0	0	0.00%	0	0	0	0.00%	0.00	0.00
	March 2006	0	0	0.00%	0	0	0	0.00%	0.00	0.00
	February 2006	1	1	100.00%	0	0	0	0.00%	0.00	(0.11)
	January 2006	0	0	0.00%	0	0	0	0.00%	0.00	0.00
	December 2005	0	0	0.00%	0	0	0	0.00%	0.00	0.00
	November 2005	2	2	100.00%	0	0	0	0.00%	0.00	(0.11)
	October 2005	2	2	100.00%	0	0	0	0.00%	0.00	(0.11)
	September 2005	0	0	0.00%	0	0	0	0.00%	0.00	0.00
	August 2005	2	2	100.00%	0	0	0	0.00%	0.00	(0.11)
OP-5B New Service Provisioning Quality	July 2006	0	0	0.00%	0	0	0	0.00%	0.00	0.00
Line Splitting Benchmark 0.965	June 2006	15	16	93.75%	0.2421	0	0	0.00%	0.00	0.09
	May 2006	12	12	100.00%	0	0	0	0.00%	0.00	(0.11)
	April 2006	28	28	100.00%	0	0	0	0.00%	0.00	(0.11)
	March 2006	28	28	100.00%	0	0	0	0.00%	0.00	(0.11)
	February 2006	28	28	100.00%	0	0	0	0.00%	0.00	(0.11)
	January 2006	19	19	100.00%	0	0	0	0.00%	0.00	(0.11)
	December 2005	15	15	100.00%	0	0	0	0.00%	0.00	(0.11)
	November 2005	30	30	100.00%	0	0	0	0.00%	0.00	(0.11)
	October 2005	25	25	100.00%	0	0	0	0.00%	0.00	(0.11)
	September 2005	19	19	100.00%	0	0	0	0.00%	0.00	(0.11)
	August 2005	26	26	100.00%	0	0	0	0.00%	0.00	(0.11)
OP-5B New Service Provisioning Quality	July 2006	0	0	0.00%	0	0	0	0.00%	0.00	0.00
PBX Benchmark 0.965	June 2006	0	0	0.00%	0	0	0	0.00%	0.00	0.00
	May 2006	0	0	0.00%	0	0	0	0.00%	0.00	0.00
	April 2006	0	0	0.00%	0	0	0	0.00%	0.00	0.00
	March 2006	0	0	0.00%	0	0	0	0.00%	0.00	0.00
	February 2006	0	0	0.00%	0	0	0	0.00%	0.00	0.00
	January 2006	0	0	0.00%	0	0	0	0.00%	0.00	0.00
	December 2005	0	0	0.00%	0	0	0	0.00%	0.00	0.00
	November 2005	0	0	0.00%	0	0	0	0.00%	0.00	0.00
	October 2005	8	8	100.00%	0	0	0	0.00%	0.00	(0.11)
	September 2005	0	0	0.00%	0	0	0	0.00%	0.00	0.00
	August 2005	0	0	0.00%	0	0	0	0.00%	0.00	0.00
OP-5B New Service Provisioning Quality	July 2006	0	0	0.00%	0	0	0	0.00%	0.00	0.00
Qwest DSL Benchmark 0.965	June 2006	1	1	100.00%	0	0	0	0.00%	0.00	(0.11)
	May 2006	0	0	0.00%	0	0	0	0.00%	0.00	0.00
	April 2006	0	0	0.00%	0	0	0	0.00%	0.00	0.00
	March 2006	2	2	100.00%	0	0	0	0.00%	0.00	(0.11)
	February 2006	5	5	100.00%	0	0	0	0.00%	0.00	(0.11)
	January 2006	29	29	100.00%	0	0	0	0.00%	0.00	(0.11)
	December 2005	19	19	100.00%	0	0	0	0.00%	0.00	(0.11)
	November 2005	43	43	100.00%	0	0	0	0.00%	0.00	(0.11)
	October 2005	92	93	98.92%	0.1031	0	0	0.00%	0.00	(0.08)
	September 2005	93	95	97.89%	0.1436	0	0	0.00%	0.00	(0.04)
	August 2005	95	95	100.00%	0	0	0	0.00%	0.00	(0.11)
OP-5B New Service Provisioning Quality	July 2006	0	0	0.00%	0	0	0	0.00%	0.00	0.00
Residence Benchmark 0.965	June 2006	1534	1534	100.00%	0	0	0	0.00%	0.00	(0.11)

	May 2006	1903	1903	100.00%	0	0	0	0.00%	0.00	(0.11)
	April 2006	1713	1714	99.94%	0.0241	0	0	0.00%	0.00	(0.11)
	March 2006	2292	2293	99.96%	0.0209	0	0	0.00%	0.00	(0.11)
	February 2006	1922	1923	99.95%	0.0228	0	0	0.00%	0.00	(0.11)
	January 2006	1825	1827	99.89%	0.0331	0	0	0.00%	0.00	(0.11)
	December 2005	1825	1826	99.95%	0.0234	0	0	0.00%	0.00	(0.11)
	November 2005	2008	2013	99.75%	0.0498	0	0	0.00%	0.00	(0.10)
	October 2005	2123	2128	99.77%	0.0484	0	0	0.00%	0.00	(0.10)
	September 2005	2361	2365	99.83%	0.0411	0	0	0.00%	0.00	(0.10)
	August 2005	2234	2239	99.78%	0.0472	0	0	0.00%	0.00	(0.10)
OP-5B New Service Provisioning Quality	July 2006	0	0	0.00%	0	0	0	0.00%	0.00	0.00
Unbundled Loop - 2 Wire Non-Loaded	June 2006	696	696	100.00%	0	0	0	0.00%	0.00	(0.11)
Benchmark 0.965	May 2006	558	558	100.00%	0	0	0	0.00%	0.00	(0.11)
	April 2006	494	494	100.00%	0	0	0	0.00%	0.00	(0.11)
	March 2006	630	630	100.00%	0	0	0	0.00%	0.00	(0.11)
	February 2006	537	538	99.81%	0.0431	0	0	0.00%	0.00	(0.10)
	January 2006	412	412	100.00%	0	0	0	0.00%	0.00	(0.11)
	December 2005	330	330	100.00%	0	0	0	0.00%	0.00	(0.11)
	November 2005	404	404	100.00%	0	0	0	0.00%	0.00	(0.11)
	October 2005	369	369	100.00%	0	0	0	0.00%	0.00	(0.11)
	September 2005	368	368	100.00%	0	0	0	0.00%	0.00	(0.11)
	August 2005	337	337	100.00%	0	0	0	0.00%	0.00	(0.11)
OP-5B New Service Provisioning Quality	July 2006	0	0	0.00%	0	0	0	0.00%	0.00	0.00
Unbundled Loop - ADSL Qualified	June 2006	36	36	100.00%	0	0	0	0.00%	0.00	(0.11)
Benchmark 0.965	May 2006	19	19	100.00%	0	0	0	0.00%	0.00	(0.11)
	April 2006	15	15	100.00%	0	0	0	0.00%	0.00	(0.11)
	March 2006	19	19	100.00%	0	0	0	0.00%	0.00	(0.11)
	February 2006	20	20	100.00%	0	0	0	0.00%	0.00	(0.11)
	January 2006	12	12	100.00%	0	0	0	0.00%	0.00	(0.11)
	December 2005	15	15	100.00%	0	0	0	0.00%	0.00	(0.11)
	November 2005	30	30	100.00%	0	0	0	0.00%	0.00	(0.11)
	October 2005	26	26	100.00%	0	0	0	0.00%	0.00	(0.11)
	September 2005	42	42	100.00%	0	0	0	0.00%	0.00	(0.11)
	August 2005	25	26	96.15%	0.1923	0	0	0.00%	0.00	0.01
OP-5B New Service Provisioning Quality	July 2006	0	0	0.00%	0	0	0	0.00%	0.00	0.00
Unbundled Loop - DS1 Capable	June 2006	144	144	100.00%	0	0	0	0.00%	0.00	(0.11)
Benchmark 0.965	May 2006	166	166	100.00%	0	0	0	0.00%	0.00	(0.11)
	April 2006	236	236	100.00%	0	0	0	0.00%	0.00	(0.11)
	March 2006	171	171	100.00%	0	0	0	0.00%	0.00	(0.11)
	February 2006	113	113	100.00%	0	0	0	0.00%	0.00	(0.11)
	January 2006	162	162	100.00%	0	0	0	0.00%	0.00	(0.11)
	December 2005	131	131	100.00%	0	0	0	0.00%	0.00	(0.11)
	November 2005	135	135	100.00%	0	0	0	0.00%	0.00	(0.11)
	October 2005	146	146	100.00%	0	0	0	0.00%	0.00	(0.11)
	September 2005	132	132	100.00%	0	0	0	0.00%	0.00	(0.11)
	August 2005	127	127	100.00%	0	0	0	0.00%	0.00	(0.11)
OP-5B New Service Provisioning Quality	July 2006	0	0	0.00%	0	0	0	0.00%	0.00	0.00
Unbundled Loop - DS3 Capable	June 2006	0	0	0.00%	0	0	0	0.00%	0.00	0.00
Benchmark 0.965	May 2006	0	0	0.00%	0	0	0	0.00%	0.00	0.00
	April 2006	0	0	0.00%	0	0	0	0.00%	0.00	0.00
	March 2006	0	0	0.00%	0	0	0	0.00%	0.00	0.00
	February 2006	0	0	0.00%	0	0	0	0.00%	0.00	0.00
	January 2006	0	0	0.00%	0	0	0	0.00%	0.00	0.00

	December 2005	0	0	0.00%	0	0	0	0.00%	0.00	0.00
	November 2005	0	0	0.00%	0	0	0	0.00%	0.00	0.00
	October 2005	0	0	0.00%	0	0	0	0.00%	0.00	0.00
	September 2005	3	3	100.00%	0	0	0	0.00%	0.00	(0.11)
	August 2005	0	0	0.00%	0	0	0	0.00%	0.00	0.00
OP-5B New Service Provisioning Quality	July 2006	0	0	0.00%	0	0	0	0.00%	0.00	0.00
Unbundled Loop - XDSL Benchmark 0.965	June 2006	23	23	100.00%	0	0	0	0.00%	0.00	(0.11)
	May 2006	26	26	100.00%	0	0	0	0.00%	0.00	(0.11)
	April 2006	25	25	100.00%	0	0	0	0.00%	0.00	(0.11)
	March 2006	31	31	100.00%	0	0	0	0.00%	0.00	(0.11)
	February 2006	5	5	100.00%	0	0	0	0.00%	0.00	(0.11)
	January 2006	2	2	100.00%	0	0	0	0.00%	0.00	(0.11)
	December 2005	12	12	100.00%	0	0	0	0.00%	0.00	(0.11)
	November 2005	4	4	100.00%	0	0	0	0.00%	0.00	(0.11)
	October 2005	2	2	100.00%	0	0	0	0.00%	0.00	(0.11)
	September 2005	4	4	100.00%	0	0	0	0.00%	0.00	(0.11)
	August 2005	12	12	100.00%	0	0	0	0.00%	0.00	(0.11)
OP-5B New Service Provisioning Quality	July 2006	0	0	0.00%	0	0	0	0.00%	0.00	0.00
Unbundled Loop Analog Benchmark 0.965	June 2006	2209	2209	100.00%	0	0	0	0.00%	0.00	(0.11)
	May 2006	1302	1302	100.00%	0	0	0	0.00%	0.00	(0.11)
	April 2006	1206	1209	99.75%	0.0498	0	0	0.00%	0.00	(0.10)
	March 2006	2288	2299	99.52%	0.069	0	0	0.00%	0.00	(0.09)
	February 2006	1479	1493	99.06%	0.0964	0	0	0.00%	0.00	(0.08)
	January 2006	1660	1667	99.58%	0.0647	0	0	0.00%	0.00	(0.10)
	December 2005	1820	1820	100.00%	0	0	0	0.00%	0.00	(0.11)
	November 2005	2205	2206	99.95%	0.0213	0	0	0.00%	0.00	(0.11)
	October 2005	1759	1763	99.77%	0.0476	0	0	0.00%	0.00	(0.10)
	September 2005	1886	1886	100.00%	0	0	0	0.00%	0.00	(0.11)
	August 2005	3760	3766	99.84%	0.0399	0	0	0.00%	0.00	(0.10)
OP-5B New Service Provisioning Quality	July 2006	0	0	0.00%	0	0	0	0.00%	0.00	0.00
Unbundled Loop ISDN Capable Benchmark 0.965	June 2006	15	15	100.00%	0	0	0	0.00%	0.00	(0.11)
	May 2006	14	14	100.00%	0	0	0	0.00%	0.00	(0.11)
	April 2006	11	11	100.00%	0	0	0	0.00%	0.00	(0.11)
	March 2006	46	46	100.00%	0	0	0	0.00%	0.00	(0.11)
	February 2006	30	30	100.00%	0	0	0	0.00%	0.00	(0.11)
	January 2006	42	42	100.00%	0	0	0	0.00%	0.00	(0.11)
	December 2005	31	31	100.00%	0	0	0	0.00%	0.00	(0.11)
	November 2005	43	43	100.00%	0	0	0	0.00%	0.00	(0.11)
	October 2005	45	45	100.00%	0	0	0	0.00%	0.00	(0.11)
	September 2005	42	42	100.00%	0	0	0	0.00%	0.00	(0.11)
	August 2005	35	35	100.00%	0	0	0	0.00%	0.00	(0.11)
OP-5B New Service Provisioning Quality	July 2006	0	0	0.00%	0	0	0	0.00%	0.00	0.00
UNE - P (POTS) Benchmark 0.965	June 2006	0	0	0.00%	0	0	0	0.00%	0.00	0.00
	May 2006	1	1	100.00%	0	0	0	0.00%	0.00	(0.11)
	April 2006	2	2	100.00%	0	0	0	0.00%	0.00	(0.11)
	March 2006	2	2	100.00%	0	0	0	0.00%	0.00	(0.11)
	February 2006	8	8	100.00%	0	0	0	0.00%	0.00	(0.11)
	January 2006	3	3	100.00%	0	0	0	0.00%	0.00	(0.11)
	December 2005	3	3	100.00%	0	0	0	0.00%	0.00	(0.11)
	November 2005	4	4	100.00%	0	0	0	0.00%	0.00	(0.11)
	October 2005	6	6	100.00%	0	0	0	0.00%	0.00	(0.11)
	September 2005	8	8	100.00%	0	0	0	0.00%	0.00	(0.11)
	August 2005	5	5	100.00%	0	0	0	0.00%	0.00	(0.11)

OP-5R New Service Quality Multiple Report Rate Business Diagnostic	July 2006	0	0	0.00%	0	0	0	0.00%	0.00	0.00
	June 2006	0	0	0.00%	0	0	0	0.00%	0.00	0.00
	May 2006	0	1	0.00%	0	0	0	0.00%	0.00	0.00
	April 2006	0	1	0.00%	0	0	0	0.00%	0.00	0.00
	March 2006	0	1	0.00%	0	0	0	0.00%	0.00	0.00
	February 2006	1	5	20.00%	0.4	0	0	0.00%	0.00	0.00
	January 2006	0	1	0.00%	0	0	0	0.00%	0.00	0.00
	December 2005	0	0	0.00%	0	0	0	0.00%	0.00	0.00
	November 2005	0	0	0.00%	0	0	0	0.00%	0.00	0.00
	October 2005	0	1	0.00%	0	0	0	0.00%	0.00	0.00
	September 2005	0	2	0.00%	0	0	0	0.00%	0.00	0.00
	August 2005	0	1	0.00%	0	0	0	0.00%	0.00	0.00
	OP-5R New Service Quality Multiple Report Rate Dark Fiber - IOF Diagnostic	July 2006	0	0	0.00%	0	0	0	0.00%	0.00
June 2006		0	0	0.00%	0	0	0	0.00%	0.00	0.00
May 2006		0	2	0.00%	0	0	0	0.00%	0.00	0.00
April 2006		0	0	0.00%	0	0	0	0.00%	0.00	0.00
March 2006		0	0	0.00%	0	0	0	0.00%	0.00	0.00
February 2006		0	0	0.00%	0	0	0	0.00%	0.00	0.00
January 2006		0	0	0.00%	0	0	0	0.00%	0.00	0.00
December 2005		0	0	0.00%	0	0	0	0.00%	0.00	0.00
November 2005		0	0	0.00%	0	0	0	0.00%	0.00	0.00
October 2005		0	0	0.00%	0	0	0	0.00%	0.00	0.00
September 2005		0	0	0.00%	0	0	0	0.00%	0.00	0.00
August 2005		0	0	0.00%	0	0	0	0.00%	0.00	0.00
OP-5R New Service Quality Multiple Report Rate Enhanced Extended Loops - DS1 Capable Diagnostic		July 2006	0	0	0.00%	0	0	0	0.00%	0.00
	June 2006	3	11	27.27%	0.4454	0	0	0.00%	0.00	0.00
	May 2006	1	9	11.11%	0.3143	0	0	0.00%	0.00	0.00
	April 2006	5	14	35.71%	0.4792	0	0	0.00%	0.00	0.00
	March 2006	3	12	25.00%	0.433	0	0	0.00%	0.00	0.00
	February 2006	0	2	0.00%	0	0	0	0.00%	0.00	0.00
	January 2006	0	2	0.00%	0	0	0	0.00%	0.00	0.00
	December 2005	0	3	0.00%	0	0	0	0.00%	0.00	0.00
	November 2005	0	3	0.00%	0	0	0	0.00%	0.00	0.00
	October 2005	0	2	0.00%	0	0	0	0.00%	0.00	0.00
	September 2005	0	7	0.00%	0	0	0	0.00%	0.00	0.00
	August 2005	5	20	25.00%	0.433	0	0	0.00%	0.00	0.00
	OP-5R New Service Quality Multiple Report Rate Enhanced Extended Loops - DS3 Capable Diagnostic	July 2006	0	0	0.00%	0	0	0	0.00%	0.00
June 2006		0	0	0.00%	0	0	0	0.00%	0.00	0.00
May 2006		0	0	0.00%	0	0	0	0.00%	0.00	0.00
April 2006		0	0	0.00%	0	0	0	0.00%	0.00	0.00
March 2006		0	0	0.00%	0	0	0	0.00%	0.00	0.00
February 2006		0	0	0.00%	0	0	0	0.00%	0.00	0.00
January 2006		0	0	0.00%	0	0	0	0.00%	0.00	0.00
December 2005		0	0	0.00%	0	0	0	0.00%	0.00	0.00
November 2005		0	0	0.00%	0	0	0	0.00%	0.00	0.00
October 2005		0	0	0.00%	0	0	0	0.00%	0.00	0.00
September 2005		0	0	0.00%	0	0	0	0.00%	0.00	0.00
August 2005		0	1	0.00%	0	0	0	0.00%	0.00	0.00
OP-5R New Service Quality Multiple Report Rate Line Splitting Diagnostic		July 2006	0	0	0.00%	0	0	0	0.00%	0.00
	June 2006	0	1	0.00%	0	0	0	0.00%	0.00	0.00
	May 2006	0	0	0.00%	0	0	0	0.00%	0.00	0.00
	April 2006	3	7	42.86%	0.4949	0	0	0.00%	0.00	0.00
	March 2006	0	2	0.00%	0	0	0	0.00%	0.00	0.00

	February 2006	0	3	0.00%	0	0	0	0.00%	0.00	0.00
	January 2006	1	3	33.33%	0.4714	0	0	0.00%	0.00	0.00
	December 2005	0	0	0.00%	0	0	0	0.00%	0.00	0.00
	November 2005	0	1	0.00%	0	0	0	0.00%	0.00	0.00
	October 2005	2	5	40.00%	0.4899	0	0	0.00%	0.00	0.00
	September 2005	1	2	50.00%	0.5	0	0	0.00%	0.00	0.00
	August 2005	0	0	0.00%	0	0	0	0.00%	0.00	0.00
OP-5R New Service Quality Multiple Report	July 2006	0	0	0.00%	0	0	0	0.00%	0.00	0.00
Rate LIS Trunk Diagnostic	June 2006	0	0	0.00%	0	0	0	0.00%	0.00	0.00
	May 2006	0	0	0.00%	0	0	0	0.00%	0.00	0.00
	April 2006	0	0	0.00%	0	0	0	0.00%	0.00	0.00
	March 2006	0	0	0.00%	0	0	0	0.00%	0.00	0.00
	February 2006	0	0	0.00%	0	0	0	0.00%	0.00	0.00
	January 2006	0	0	0.00%	0	0	0	0.00%	0.00	0.00
	December 2005	0	1	0.00%	0	0	0	0.00%	0.00	0.00
	November 2005	0	1	0.00%	0	0	0	0.00%	0.00	0.00
	October 2005	0	0	0.00%	0	0	0	0.00%	0.00	0.00
	September 2005	0	3	0.00%	0	0	0	0.00%	0.00	0.00
	August 2005	0	0	0.00%	0	0	0	0.00%	0.00	0.00
OP-5R New Service Quality Multiple Report	July 2006	0	0	0.00%	0	0	0	0.00%	0.00	0.00
Rate Qwest DSL Diagnostic	June 2006	0	0	0.00%	0	0	0	0.00%	0.00	0.00
	May 2006	0	0	0.00%	0	0	0	0.00%	0.00	0.00
	April 2006	0	0	0.00%	0	0	0	0.00%	0.00	0.00
	March 2006	0	0	0.00%	0	0	0	0.00%	0.00	0.00
	February 2006	0	0	0.00%	0	0	0	0.00%	0.00	0.00
	January 2006	0	0	0.00%	0	0	0	0.00%	0.00	0.00
	December 2005	2	5	40.00%	0.4899	0	0	0.00%	0.00	0.00
	November 2005	0	3	0.00%	0	0	0	0.00%	0.00	0.00
	October 2005	4	9	44.44%	0.4969	0	0	0.00%	0.00	0.00
	September 2005	0	9	0.00%	0	0	0	0.00%	0.00	0.00
	August 2005	0	4	0.00%	0	0	0	0.00%	0.00	0.00
OP-5R New Service Quality Multiple Report	July 2006	0	0	0.00%	0	0	0	0.00%	0.00	0.00
Rate Residence Diagnostic	June 2006	1	49	2.04%	0.1414	0	0	0.00%	0.00	0.00
	May 2006	5	83	6.02%	0.2379	0	0	0.00%	0.00	0.00
	April 2006	2	67	2.99%	0.1702	0	0	0.00%	0.00	0.00
	March 2006	4	68	5.88%	0.2353	0	0	0.00%	0.00	0.00
	February 2006	3	71	4.23%	0.2012	0	0	0.00%	0.00	0.00
	January 2006	2	109	1.83%	0.1342	0	0	0.00%	0.00	0.00
	December 2005	2	79	2.53%	0.1571	0	0	0.00%	0.00	0.00
	November 2005	4	83	4.82%	0.2142	0	0	0.00%	0.00	0.00
	October 2005	4	106	3.77%	0.1906	0	0	0.00%	0.00	0.00
	September 2005	3	88	3.41%	0.1815	0	0	0.00%	0.00	0.00
	August 2005	6	104	5.77%	0.2332	0	0	0.00%	0.00	0.00
OP-5R New Service Quality Multiple Report	July 2006	0	0	0.00%	0	0	0	0.00%	0.00	0.00
Rate UDIT Above DS1 Level Diagnostic	June 2006	0	0	0.00%	0	0	0	0.00%	0.00	0.00
	May 2006	0	0	0.00%	0	0	0	0.00%	0.00	0.00
	April 2006	0	0	0.00%	0	0	0	0.00%	0.00	0.00
	March 2006	0	2	0.00%	0	0	0	0.00%	0.00	0.00
	February 2006	0	0	0.00%	0	0	0	0.00%	0.00	0.00
	January 2006	0	0	0.00%	0	0	0	0.00%	0.00	0.00
	December 2005	0	1	0.00%	0	0	0	0.00%	0.00	0.00
	November 2005	0	1	0.00%	0	0	0	0.00%	0.00	0.00
	October 2005	0	0	0.00%	0	0	0	0.00%	0.00	0.00

	September 2005	0	0	0.00%	0	0	0	0.00%	0.00	0.00
	August 2005	0	1	0.00%	0	0	0	0.00%	0.00	0.00
OP-5R New Service Quality Multiple Report	July 2006	0	0	0.00%	0	0	0	0.00%	0.00	0.00
Rate Unbundled Loop - 2 Wire Non-Loaded	June 2006	3	33	9.09%	0.2875	0	0	0.00%	0.00	0.00
Diagnostic	May 2006	0	14	0.00%	0	0	0	0.00%	0.00	0.00
	April 2006	0	12	0.00%	0	0	0	0.00%	0.00	0.00
	March 2006	1	16	6.25%	0.2421	0	0	0.00%	0.00	0.00
	February 2006	1	26	3.85%	0.1923	0	0	0.00%	0.00	0.00
	January 2006	1	27	3.70%	0.1889	0	0	0.00%	0.00	0.00
	December 2005	2	16	12.50%	0.3307	0	0	0.00%	0.00	0.00
	November 2005	1	12	8.33%	0.2764	0	0	0.00%	0.00	0.00
	October 2005	0	14	0.00%	0	0	0	0.00%	0.00	0.00
	September 2005	0	13	0.00%	0	0	0	0.00%	0.00	0.00
	August 2005	3	19	15.79%	0.3646	0	0	0.00%	0.00	0.00
OP-5R New Service Quality Multiple Report	July 2006	0	0	0.00%	0	0	0	0.00%	0.00	0.00
Rate Unbundled Loop - ADSL Qualified	June 2006	0	1	0.00%	0	0	0	0.00%	0.00	0.00
Diagnostic	May 2006	0	1	0.00%	0	0	0	0.00%	0.00	0.00
	April 2006	0	0	0.00%	0	0	0	0.00%	0.00	0.00
	March 2006	0	0	0.00%	0	0	0	0.00%	0.00	0.00
	February 2006	0	0	0.00%	0	0	0	0.00%	0.00	0.00
	January 2006	0	2	0.00%	0	0	0	0.00%	0.00	0.00
	December 2005	0	0	0.00%	0	0	0	0.00%	0.00	0.00
	November 2005	0	1	0.00%	0	0	0	0.00%	0.00	0.00
	October 2005	0	2	0.00%	0	0	0	0.00%	0.00	0.00
	September 2005	1	5	20.00%	0.4	0	0	0.00%	0.00	0.00
	August 2005	0	4	0.00%	0	0	0	0.00%	0.00	0.00
OP-5R New Service Quality Multiple Report	July 2006	0	0	0.00%	0	0	0	0.00%	0.00	0.00
Rate Unbundled Loop - DS1 Capable	June 2006	0	10	0.00%	0	0	0	0.00%	0.00	0.00
Diagnostic	May 2006	0	10	0.00%	0	0	0	0.00%	0.00	0.00
	April 2006	2	12	16.67%	0.3727	0	0	0.00%	0.00	0.00
	March 2006	2	10	20.00%	0.4	0	0	0.00%	0.00	0.00
	February 2006	3	16	18.75%	0.3903	0	0	0.00%	0.00	0.00
	January 2006	2	15	13.33%	0.3399	0	0	0.00%	0.00	0.00
	December 2005	0	8	0.00%	0	0	0	0.00%	0.00	0.00
	November 2005	0	2	0.00%	0	0	0	0.00%	0.00	0.00
	October 2005	0	6	0.00%	0	0	0	0.00%	0.00	0.00
	September 2005	2	10	20.00%	0.4	0	0	0.00%	0.00	0.00
	August 2005	1	9	11.11%	0.3143	0	0	0.00%	0.00	0.00
OP-5R New Service Quality Multiple Report	July 2006	0	0	0.00%	0	0	0	0.00%	0.00	0.00
Rate Unbundled Loop - XDSLi Diagnostic	June 2006	0	3	0.00%	0	0	0	0.00%	0.00	0.00
	May 2006	0	2	0.00%	0	0	0	0.00%	0.00	0.00
	April 2006	0	2	0.00%	0	0	0	0.00%	0.00	0.00
	March 2006	0	2	0.00%	0	0	0	0.00%	0.00	0.00
	February 2006	0	0	0.00%	0	0	0	0.00%	0.00	0.00
	January 2006	0	0	0.00%	0	0	0	0.00%	0.00	0.00
	December 2005	0	0	0.00%	0	0	0	0.00%	0.00	0.00
	November 2005	0	0	0.00%	0	0	0	0.00%	0.00	0.00
	October 2005	0	0	0.00%	0	0	0	0.00%	0.00	0.00
	September 2005	0	0	0.00%	0	0	0	0.00%	0.00	0.00
	August 2005	0	1	0.00%	0	0	0	0.00%	0.00	0.00
OP-5R New Service Quality Multiple Report	July 2006	0	0	0.00%	0	0	0	0.00%	0.00	0.00
Rate Unbundled Loop Analog Diagnostic	June 2006	2	50	4.00%	0.196	0	0	0.00%	0.00	0.00
	May 2006	1	30	3.33%	0.1795	0	0	0.00%	0.00	0.00

	April 2006	2	25	8.00%	0.2713	0	0	0.00%	0.00	0.00
	March 2006	1	33	3.03%	0.1714	0	0	0.00%	0.00	0.00
	February 2006	4	36	11.11%	0.3143	0	0	0.00%	0.00	0.00
	January 2006	0	25	0.00%	0	0	0	0.00%	0.00	0.00
	December 2005	1	28	3.57%	0.1856	0	0	0.00%	0.00	0.00
	November 2005	2	34	5.88%	0.2353	0	0	0.00%	0.00	0.00
	October 2005	4	43	9.30%	0.2905	0	0	0.00%	0.00	0.00
	September 2005	2	40	5.00%	0.2179	0	0	0.00%	0.00	0.00
	August 2005	5	64	7.81%	0.2684	0	0	0.00%	0.00	0.00
OP-5R New Service Quality Multiple Report	July 2006	0	0	0.00%	0	0	0	0.00%	0.00	0.00
Rate Unbundled Loop ISDN Capable Diagnostic	June 2006	0	1	0.00%	0	0	0	0.00%	0.00	0.00
	May 2006	0	2	0.00%	0	0	0	0.00%	0.00	0.00
	April 2006	0	0	0.00%	0	0	0	0.00%	0.00	0.00
	March 2006	0	0	0.00%	0	0	0	0.00%	0.00	0.00
	February 2006	0	4	0.00%	0	0	0	0.00%	0.00	0.00
	January 2006	0	2	0.00%	0	0	0	0.00%	0.00	0.00
	December 2005	1	4	25.00%	0.433	0	0	0.00%	0.00	0.00
	November 2005	0	1	0.00%	0	0	0	0.00%	0.00	0.00
	October 2005	1	5	20.00%	0.4	0	0	0.00%	0.00	0.00
	September 2005	0	0	0.00%	0	0	0	0.00%	0.00	0.00
	August 2005	0	3	0.00%	0	0	0	0.00%	0.00	0.00
OP-5R New Service Quality Multiple Report	July 2006	0	0	0.00%	0	0	0	0.00%	0.00	0.00
Rate UNE - P (POTS) Diagnostic	June 2006	0	0	0.00%	0	0	0	0.00%	0.00	0.00
	May 2006	0	0	0.00%	0	0	0	0.00%	0.00	0.00
	April 2006	0	0	0.00%	0	0	0	0.00%	0.00	0.00
	March 2006	0	0	0.00%	0	0	0	0.00%	0.00	0.00
	February 2006	0	0	0.00%	0	0	0	0.00%	0.00	0.00
	January 2006	0	0	0.00%	0	0	0	0.00%	0.00	0.00
	December 2005	0	0	0.00%	0	0	0	0.00%	0.00	0.00
	November 2005	0	1	0.00%	0	0	0	0.00%	0.00	0.00
	October 2005	0	0	0.00%	0	0	0	0.00%	0.00	0.00
	September 2005	0	0	0.00%	0	0	0	0.00%	0.00	0.00
	August 2005	0	0	0.00%	0	0	0	0.00%	0.00	0.00
OP-5T New Service Installation Quality	July 2006	0	0	0.00%	0	0	0	0.00%	0.00	0.00
Total Basic Rate ISDN Diagnostic	June 2006	4	4	100.00%	0	0	0	0.00%	0.00	0.00
	May 2006	2	2	100.00%	0	0	0	0.00%	0.00	0.00
	April 2006	0	0	0.00%	0	0	0	0.00%	0.00	0.00
	March 2006	1	1	100.00%	0	0	0	0.00%	0.00	0.00
	February 2006	0	0	0.00%	0	0	0	0.00%	0.00	0.00
	January 2006	0	0	0.00%	0	0	0	0.00%	0.00	0.00
	December 2005	0	0	0.00%	0	0	0	0.00%	0.00	0.00
	November 2005	0	0	0.00%	0	0	0	0.00%	0.00	0.00
	October 2005	0	0	0.00%	0	0	0	0.00%	0.00	0.00
	September 2005	0	0	0.00%	0	0	0	0.00%	0.00	0.00
	August 2005	0	0	0.00%	0	0	0	0.00%	0.00	0.00
OP-5T New Service Installation Quality	July 2006	0	0	0.00%	0	0	0	0.00%	0.00	0.00
Total Business Diagnostic	June 2006	7	7	100.00%	0	0	0	0.00%	0.00	0.00
	May 2006	3	4	75.00%	0.433	0	0	0.00%	0.00	0.00
	April 2006	9	10	90.00%	0.3	0	0	0.00%	0.00	0.00
	March 2006	17	18	94.44%	0.2291	0	0	0.00%	0.00	0.00
	February 2006	24	28	85.71%	0.3499	0	0	0.00%	0.00	0.00
	January 2006	6	7	85.71%	0.3499	0	0	0.00%	0.00	0.00
	December 2005	7	7	100.00%	0	0	0	0.00%	0.00	0.00

	November 2005	14	14	100.00%	0	0	0	0.00%	0.00	0.00
	October 2005	3	4	75.00%	0.433	0	0	0.00%	0.00	0.00
	September 2005	12	14	85.71%	0.3499	0	0	0.00%	0.00	0.00
	August 2005	3	4	75.00%	0.433	0	0	0.00%	0.00	0.00
OP-5T New Service Installation Quality	July 2006	0	0	0.00%	0	0	0	0.00%	0.00	0.00
Total Dark Fiber - Loop Diagnostic	June 2006	0	0	0.00%	0	0	0	0.00%	0.00	0.00
	May 2006	0	0	0.00%	0	0	0	0.00%	0.00	0.00
	April 2006	0	0	0.00%	0	0	0	0.00%	0.00	0.00
	March 2006	0	0	0.00%	0	0	0	0.00%	0.00	0.00
	February 2006	0	0	0.00%	0	0	0	0.00%	0.00	0.00
	January 2006	0	0	0.00%	0	0	0	0.00%	0.00	0.00
	December 2005	0	0	0.00%	0	0	0	0.00%	0.00	0.00
	November 2005	0	0	0.00%	0	0	0	0.00%	0.00	0.00
	October 2005	2	2	100.00%	0	0	0	0.00%	0.00	0.00
	September 2005	0	0	0.00%	0	0	0	0.00%	0.00	0.00
	August 2005	0	0	0.00%	0	0	0	0.00%	0.00	0.00
OP-5T New Service Installation Quality	July 2006	0	0	0.00%	0	0	0	0.00%	0.00	0.00
Total DS1 Diagnostic	June 2006	0	0	0.00%	0	0	0	0.00%	0.00	0.00
	May 2006	0	0	0.00%	0	0	0	0.00%	0.00	0.00
	April 2006	0	0	0.00%	0	0	0	0.00%	0.00	0.00
	March 2006	0	0	0.00%	0	0	0	0.00%	0.00	0.00
	February 2006	0	0	0.00%	0	0	0	0.00%	0.00	0.00
	January 2006	1	1	100.00%	0	0	0	0.00%	0.00	0.00
	December 2005	0	0	0.00%	0	0	0	0.00%	0.00	0.00
	November 2005	0	0	0.00%	0	0	0	0.00%	0.00	0.00
	October 2005	10	10	100.00%	0	0	0	0.00%	0.00	0.00
	September 2005	0	0	0.00%	0	0	0	0.00%	0.00	0.00
	August 2005	1	1	100.00%	0	0	0	0.00%	0.00	0.00
OP-5T New Service Installation Quality	July 2006	0	0	0.00%	0	0	0	0.00%	0.00	0.00
Total Enhanced Extended Loops - DS0 Capable Diagnostic	June 2006	1	1	100.00%	0	0	0	0.00%	0.00	0.00
	May 2006	0	0	0.00%	0	0	0	0.00%	0.00	0.00
	April 2006	1	1	100.00%	0	0	0	0.00%	0.00	0.00
	March 2006	0	0	0.00%	0	0	0	0.00%	0.00	0.00
	February 2006	0	0	0.00%	0	0	0	0.00%	0.00	0.00
	January 2006	0	0	0.00%	0	0	0	0.00%	0.00	0.00
	December 2005	1	1	100.00%	0	0	0	0.00%	0.00	0.00
	November 2005	1	1	100.00%	0	0	0	0.00%	0.00	0.00
	October 2005	0	0	0.00%	0	0	0	0.00%	0.00	0.00
	September 2005	2	2	100.00%	0	0	0	0.00%	0.00	0.00
	August 2005	1	1	100.00%	0	0	0	0.00%	0.00	0.00
OP-5T New Service Installation Quality	July 2006	0	0	0.00%	0	0	0	0.00%	0.00	0.00
Total Enhanced Extended Loops - DS1 Capable Diagnostic	June 2006	127	135	94.07%	0.2361	0	0	0.00%	0.00	0.00
	May 2006	94	102	92.16%	0.2688	0	0	0.00%	0.00	0.00
	April 2006	84	93	90.32%	0.2957	0	0	0.00%	0.00	0.00
	March 2006	71	80	88.75%	0.316	0	0	0.00%	0.00	0.00
	February 2006	65	67	97.01%	0.1702	0	0	0.00%	0.00	0.00
	January 2006	78	80	97.50%	0.1561	0	0	0.00%	0.00	0.00
	December 2005	51	54	94.44%	0.2291	0	0	0.00%	0.00	0.00
	November 2005	83	86	96.51%	0.1835	0	0	0.00%	0.00	0.00
	October 2005	79	81	97.53%	0.1552	0	0	0.00%	0.00	0.00
	September 2005	204	211	96.68%	0.1791	0	0	0.00%	0.00	0.00
	August 2005	494	509	97.05%	0.1691	0	0	0.00%	0.00	0.00
OP-5T New Service Installation Quality	July 2006	0	0	0.00%	0	0	0	0.00%	0.00	0.00

Total Enhanced Extended Loops - DS3 Capable Diagnostic	June 2006	0	0	0.00%	0	0	0	0.00%	0.00	0.00	
	May 2006	0	0	0.00%	0	0	0	0.00%	0.00	0.00	
	April 2006	1	1	100.00%	0	0	0	0.00%	0.00	0.00	
	March 2006	3	3	100.00%	0	0	0	0.00%	0.00	0.00	
	February 2006	2	2	100.00%	0	0	0	0.00%	0.00	0.00	
	January 2006	2	2	100.00%	0	0	0	0.00%	0.00	0.00	
	December 2005	2	2	100.00%	0	0	0	0.00%	0.00	0.00	
	November 2005	0	0	0.00%	0	0	0	0.00%	0.00	0.00	
	October 2005	2	2	100.00%	0	0	0	0.00%	0.00	0.00	
	September 2005	1	1	100.00%	0	0	0	0.00%	0.00	0.00	
	August 2005	3	4	75.00%	0.433	0	0	0.00%	0.00	0.00	
	OP-5T New Service Installation Quality	July 2006	0	0	0.00%	0	0	0	0.00%	0.00	0.00
	Total Line Sharing Diagnostic	June 2006	0	0	0.00%	0	0	0	0.00%	0.00	0.00
May 2006		0	0	0.00%	0	0	0	0.00%	0.00	0.00	
April 2006		0	0	0.00%	0	0	0	0.00%	0.00	0.00	
March 2006		0	0	0.00%	0	0	0	0.00%	0.00	0.00	
February 2006		1	1	100.00%	0	0	0	0.00%	0.00	0.00	
January 2006		0	0	0.00%	0	0	0	0.00%	0.00	0.00	
December 2005		0	0	0.00%	0	0	0	0.00%	0.00	0.00	
November 2005		2	2	100.00%	0	0	0	0.00%	0.00	0.00	
October 2005		2	2	100.00%	0	0	0	0.00%	0.00	0.00	
September 2005		0	0	0.00%	0	0	0	0.00%	0.00	0.00	
August 2005		2	2	100.00%	0	0	0	0.00%	0.00	0.00	
OP-5T New Service Installation Quality		July 2006	0	0	0.00%	0	0	0	0.00%	0.00	0.00
Total Line Splitting Diagnostic		June 2006	15	16	93.75%	0.2421	0	0	0.00%	0.00	0.00
	May 2006	12	12	100.00%	0	0	0	0.00%	0.00	0.00	
	April 2006	24	28	85.71%	0.3499	0	0	0.00%	0.00	0.00	
	March 2006	26	28	92.86%	0.2575	0	0	0.00%	0.00	0.00	
	February 2006	25	28	89.29%	0.3093	0	0	0.00%	0.00	0.00	
	January 2006	17	19	89.47%	0.3069	0	0	0.00%	0.00	0.00	
	December 2005	15	15	100.00%	0	0	0	0.00%	0.00	0.00	
	November 2005	28	30	93.33%	0.2494	0	0	0.00%	0.00	0.00	
	October 2005	22	25	88.00%	0.325	0	0	0.00%	0.00	0.00	
	September 2005	18	19	94.74%	0.2233	0	0	0.00%	0.00	0.00	
	August 2005	25	26	96.15%	0.1923	0	0	0.00%	0.00	0.00	
	OP-5T New Service Installation Quality	July 2006	0	0	0.00%	0	0	0	0.00%	0.00	0.00
	Total PBX Diagnostic	June 2006	0	0	0.00%	0	0	0	0.00%	0.00	0.00
May 2006		0	0	0.00%	0	0	0	0.00%	0.00	0.00	
April 2006		0	0	0.00%	0	0	0	0.00%	0.00	0.00	
March 2006		0	0	0.00%	0	0	0	0.00%	0.00	0.00	
February 2006		0	0	0.00%	0	0	0	0.00%	0.00	0.00	
January 2006		0	0	0.00%	0	0	0	0.00%	0.00	0.00	
December 2005		0	0	0.00%	0	0	0	0.00%	0.00	0.00	
November 2005		0	0	0.00%	0	0	0	0.00%	0.00	0.00	
October 2005		8	8	100.00%	0	0	0	0.00%	0.00	0.00	
September 2005		0	0	0.00%	0	0	0	0.00%	0.00	0.00	
August 2005		0	0	0.00%	0	0	0	0.00%	0.00	0.00	
OP-5T New Service Installation Quality		July 2006	0	0	0.00%	0	0	0	0.00%	0.00	0.00
Total Qwest DSL Diagnostic		June 2006	1	1	100.00%	0	0	0	0.00%	0.00	0.00
	May 2006	0	0	0.00%	0	0	0	0.00%	0.00	0.00	
	April 2006	0	0	0.00%	0	0	0	0.00%	0.00	0.00	
	March 2006	2	2	100.00%	0	0	0	0.00%	0.00	0.00	
	February 2006	5	5	100.00%	0	0	0	0.00%	0.00	0.00	

	January 2006	29	29	100.00%	0	0	0	0.00%	0.00	0.00
	December 2005	16	19	84.21%	0.3646	0	0	0.00%	0.00	0.00
	November 2005	40	43	93.02%	0.2548	0	0	0.00%	0.00	0.00
	October 2005	88	93	94.62%	0.2256	0	0	0.00%	0.00	0.00
	September 2005	86	95	90.53%	0.2929	0	0	0.00%	0.00	0.00
	August 2005	92	95	96.84%	0.1749	0	0	0.00%	0.00	0.00
OP-5T New Service Installation Quality	July 2006	0	0	0.00%	0	0	0	0.00%	0.00	0.00
Total Residence Diagnostic	June 2006	1471	1534	95.89%	0.1985	0	0	0.00%	0.00	0.00
	May 2006	1806	1903	94.90%	0.2199	0	0	0.00%	0.00	0.00
	April 2006	1634	1714	95.33%	0.2109	0	0	0.00%	0.00	0.00
	March 2006	2215	2293	96.60%	0.1813	0	0	0.00%	0.00	0.00
	February 2006	1834	1923	95.37%	0.2101	0	0	0.00%	0.00	0.00
	January 2006	1707	1827	93.43%	0.2477	0	0	0.00%	0.00	0.00
	December 2005	1737	1826	95.13%	0.2153	0	0	0.00%	0.00	0.00
	November 2005	1922	2013	95.48%	0.2078	0	0	0.00%	0.00	0.00
	October 2005	1998	2128	93.89%	0.2395	0	0	0.00%	0.00	0.00
	September 2005	2259	2365	95.52%	0.2069	0	0	0.00%	0.00	0.00
	August 2005	2114	2239	94.42%	0.2296	0	0	0.00%	0.00	0.00
OP-5T New Service Installation Quality	July 2006	0	0	0.00%	0	0	0	0.00%	0.00	0.00
Total Unbundled Loop - 2 Wire Non-Loaded Diagnostic	June 2006	666	696	95.69%	0.2031	0	0	0.00%	0.00	0.00
	May 2006	544	558	97.49%	0.1564	0	0	0.00%	0.00	0.00
	April 2006	482	494	97.57%	0.154	0	0	0.00%	0.00	0.00
	March 2006	615	630	97.62%	0.1525	0	0	0.00%	0.00	0.00
	February 2006	513	538	95.35%	0.2105	0	0	0.00%	0.00	0.00
	January 2006	386	412	93.69%	0.2432	0	0	0.00%	0.00	0.00
	December 2005	316	330	95.76%	0.2016	0	0	0.00%	0.00	0.00
	November 2005	393	404	97.28%	0.1627	0	0	0.00%	0.00	0.00
	October 2005	355	369	96.21%	0.1911	0	0	0.00%	0.00	0.00
	September 2005	355	368	96.47%	0.1846	0	0	0.00%	0.00	0.00
	August 2005	321	337	95.25%	0.2127	0	0	0.00%	0.00	0.00
OP-5T New Service Installation Quality	July 2006	0	0	0.00%	0	0	0	0.00%	0.00	0.00
Total Unbundled Loop - ADSL Qualified Diagnostic	June 2006	35	36	97.22%	0.1643	0	0	0.00%	0.00	0.00
	May 2006	18	19	94.74%	0.2233	0	0	0.00%	0.00	0.00
	April 2006	15	15	100.00%	0	0	0	0.00%	0.00	0.00
	March 2006	19	19	100.00%	0	0	0	0.00%	0.00	0.00
	February 2006	20	20	100.00%	0	0	0	0.00%	0.00	0.00
	January 2006	10	12	83.33%	0.3727	0	0	0.00%	0.00	0.00
	December 2005	15	15	100.00%	0	0	0	0.00%	0.00	0.00
	November 2005	29	30	96.67%	0.1795	0	0	0.00%	0.00	0.00
	October 2005	24	26	92.31%	0.2665	0	0	0.00%	0.00	0.00
	September 2005	38	42	90.48%	0.2935	0	0	0.00%	0.00	0.00
	August 2005	22	26	84.62%	0.3608	0	0	0.00%	0.00	0.00
OP-5T New Service Installation Quality	July 2006	0	0	0.00%	0	0	0	0.00%	0.00	0.00
Total Unbundled Loop - DS1 Capable Diagnostic	June 2006	134	144	93.06%	0.2542	0	0	0.00%	0.00	0.00
	May 2006	156	166	93.98%	0.2379	0	0	0.00%	0.00	0.00
	April 2006	226	236	95.76%	0.2014	0	0	0.00%	0.00	0.00
	March 2006	163	171	95.32%	0.2112	0	0	0.00%	0.00	0.00
	February 2006	100	113	88.50%	0.3191	0	0	0.00%	0.00	0.00
	January 2006	149	162	91.98%	0.2717	0	0	0.00%	0.00	0.00
	December 2005	123	131	93.89%	0.2395	0	0	0.00%	0.00	0.00
	November 2005	133	135	98.52%	0.1208	0	0	0.00%	0.00	0.00
	October 2005	140	146	95.89%	0.1985	0	0	0.00%	0.00	0.00
	September 2005	124	132	93.94%	0.2386	0	0	0.00%	0.00	0.00

	August 2005	119	127	93.70%	0.2429	0	0	0.00%	0.00	0.00
OP-5T New Service Installation Quality	July 2006	0	0	0.00%	0	0	0	0.00%	0.00	0.00
Total Unbundled Loop - DS3 Capable Diagnostic	June 2006	0	0	0.00%	0	0	0	0.00%	0.00	0.00
	May 2006	0	0	0.00%	0	0	0	0.00%	0.00	0.00
	April 2006	0	0	0.00%	0	0	0	0.00%	0.00	0.00
	March 2006	0	0	0.00%	0	0	0	0.00%	0.00	0.00
	February 2006	0	0	0.00%	0	0	0	0.00%	0.00	0.00
	January 2006	0	0	0.00%	0	0	0	0.00%	0.00	0.00
	December 2005	0	0	0.00%	0	0	0	0.00%	0.00	0.00
	November 2005	0	0	0.00%	0	0	0	0.00%	0.00	0.00
	October 2005	0	0	0.00%	0	0	0	0.00%	0.00	0.00
	September 2005	3	3	100.00%	0	0	0	0.00%	0.00	0.00
	August 2005	0	0	0.00%	0	0	0	0.00%	0.00	0.00
OP-5T New Service Installation Quality	July 2006	0	0	0.00%	0	0	0	0.00%	0.00	0.00
Total Unbundled Loop - XDSL Diagnostic	June 2006	20	23	86.96%	0.3368	0	0	0.00%	0.00	0.00
	May 2006	24	26	92.31%	0.2665	0	0	0.00%	0.00	0.00
	April 2006	23	25	92.00%	0.2713	0	0	0.00%	0.00	0.00
	March 2006	29	31	93.55%	0.2457	0	0	0.00%	0.00	0.00
	February 2006	5	5	100.00%	0	0	0	0.00%	0.00	0.00
	January 2006	2	2	100.00%	0	0	0	0.00%	0.00	0.00
	December 2005	12	12	100.00%	0	0	0	0.00%	0.00	0.00
	November 2005	4	4	100.00%	0	0	0	0.00%	0.00	0.00
	October 2005	2	2	100.00%	0	0	0	0.00%	0.00	0.00
	September 2005	4	4	100.00%	0	0	0	0.00%	0.00	0.00
	August 2005	11	12	91.67%	0.2764	0	0	0.00%	0.00	0.00
OP-5T New Service Installation Quality	July 2006	0	0	0.00%	0	0	0	0.00%	0.00	0.00
Total Unbundled Loop Analog Diagnostic	June 2006	2161	2209	97.83%	0.1458	0	0	0.00%	0.00	0.00
	May 2006	1273	1302	97.77%	0.1476	0	0	0.00%	0.00	0.00
	April 2006	1186	1209	98.10%	0.1366	0	0	0.00%	0.00	0.00
	March 2006	2258	2299	98.22%	0.1323	0	0	0.00%	0.00	0.00
	February 2006	1449	1493	97.05%	0.1691	0	0	0.00%	0.00	0.00
	January 2006	1638	1667	98.26%	0.1307	0	0	0.00%	0.00	0.00
	December 2005	1792	1820	98.46%	0.1231	0	0	0.00%	0.00	0.00
	November 2005	2174	2206	98.55%	0.1196	0	0	0.00%	0.00	0.00
	October 2005	1722	1763	97.67%	0.1507	0	0	0.00%	0.00	0.00
	September 2005	1848	1886	97.99%	0.1405	0	0	0.00%	0.00	0.00
	August 2005	3701	3766	98.27%	0.1302	0	0	0.00%	0.00	0.00
OP-5T New Service Installation Quality	July 2006	0	0	0.00%	0	0	0	0.00%	0.00	0.00
Total Unbundled Loop ISDN Capable Diagnostic	June 2006	14	15	93.33%	0.2494	0	0	0.00%	0.00	0.00
	May 2006	12	14	85.71%	0.3499	0	0	0.00%	0.00	0.00
	April 2006	11	11	100.00%	0	0	0	0.00%	0.00	0.00
	March 2006	46	46	100.00%	0	0	0	0.00%	0.00	0.00
	February 2006	26	30	86.67%	0.3399	0	0	0.00%	0.00	0.00
	January 2006	40	42	95.24%	0.213	0	0	0.00%	0.00	0.00
	December 2005	28	31	90.32%	0.2957	0	0	0.00%	0.00	0.00
	November 2005	42	43	97.67%	0.1507	0	0	0.00%	0.00	0.00
	October 2005	41	45	91.11%	0.2846	0	0	0.00%	0.00	0.00
	September 2005	42	42	100.00%	0	0	0	0.00%	0.00	0.00
	August 2005	32	35	91.43%	0.2799	0	0	0.00%	0.00	0.00
OP-5T New Service Installation Quality	July 2006	0	0	0.00%	0	0	0	0.00%	0.00	0.00
Total UNE - P (POTS) Diagnostic	June 2006	0	0	0.00%	0	0	0	0.00%	0.00	0.00
	May 2006	1	1	100.00%	0	0	0	0.00%	0.00	0.00
	April 2006	2	2	100.00%	0	0	0	0.00%	0.00	0.00

	March 2006	2	2	100.00%	0	0	0	0.00%	0.00	0.00
	February 2006	8	8	100.00%	0	0	0	0.00%	0.00	0.00
	January 2006	3	3	100.00%	0	0	0	0.00%	0.00	0.00
	December 2005	3	3	100.00%	0	0	0	0.00%	0.00	0.00
	November 2005	4	4	100.00%	0	0	0	0.00%	0.00	0.00
	October 2005	6	6	100.00%	0	0	0	0.00%	0.00	0.00
	September 2005	8	8	100.00%	0	0	0	0.00%	0.00	0.00
	August 2005	5	5	100.00%	0	0	0	0.00%	0.00	0.00
OP-6A-1	Delayed Days for Non-Facility									
Reasons Business Parity	July 2006	0	0	0.00	0	0	0	0.00	0.00	0.00
	June 2006	0	0	0.00	0	0	0	0.00	0.00	0.00
	May 2006	0	0	0.00	0	0	0	0.00	0.00	0.00
	April 2006	1	1	1.00	0	242	0	7.81	-0.55	(1.34)
	March 2006	0	0	0.00	0	0	31	0.00	0.00	0.00
	February 2006	0	0	0.00	0	0	0	0.00	0.00	0.00
	January 2006	0	0	0.00	0	0	0	0.00	0.00	0.00
	December 2005	0	0	0.00	0	0	0	0.00	0.00	0.00
	November 2005	0	0	0.00	0	0	0	0.00	0.00	0.00
	October 2005	0	0	0.00	0	0	0	0.00	0.00	0.00
	September 2005	0	0	0.00	0	0	0	0.00	0.00	0.00
	August 2005	0	0	0.00	0	0	0	0.00	0.00	0.00
OP-6A-1	Delayed Days for Non-Facility									
Reasons Qwest DSL Parity	July 2006	0	0	0.00	0	0	0	0.00	0.00	0.00
	June 2006	0	0	0.00	0	0	0	0.00	0.00	0.00
	May 2006	0	0	0.00	0	0	0	0.00	0.00	0.00
	April 2006	0	0	0.00	0	0	92	0.00	0.00	0.00
	March 2006	0	0	0.00	0	0	0	0.00	0.00	0.00
	February 2006	0	0	0.00	0	0	0	0.00	0.00	0.00
	January 2006	1	1	1.00	0	202	0	3.74	-0.44	(1.26)
	December 2005	2	1	2.00	0	99	54	1.68	0.12	(0.57)
	November 2005	1	1	1.00	0	109	59	3.76	-0.29	(1.18)
	October 2005	1	1	1.00	0	156	29	2.05	-0.35	(1.21)
	September 2005	3	2	1.50	0.71	212	76	2.30	-0.33	(1.20)
	August 2005	0	0	0.00	0	0	0	0.00	0.00	0.00
OP-6A-1	Delayed Days for Non-Facility									
Reasons Residence Parity	July 2006	25	4	6.25	8.06	233	63	3.70	1.10	(0.29)
	June 2006	10	1	10.00	0	258	64	4.03	0.93	(0.27)
	May 2006	12	2	6.00	2.83	240	60	4.00	0.60	(0.67)
	April 2006	11	2	5.50	0.71	337	124	6.36	-0.09	(1.05)
	March 2006	2	2	1.00	0	394	53	5.47	-0.59	(1.36)
	February 2006	8	2	4.00	0	178	72	2.41	0.94	(0.48)
	January 2006	8	3	2.67	2.08	375	74	2.74	-0.03	(1.02)
	December 2005	20	7	2.86	2.27	464	137	2.68	0.09	(0.74)
	November 2005	5	4	1.25	0.5	405	173	2.70	-0.69	(1.42)
	October 2005	3	2	1.50	0.71	490	150	3.74	-0.52	(1.31)
	September 2005	9	8	1.13	0.35	486	131	3.92	-1.00	(1.61)
	August 2005	31	17	1.82	1.19	525	265	1.98	-0.25	(1.15)
OP-6A-1	Delayed Days for Non-Facility									
Reasons UNE - P (POTS) Parity	July 2006	0	0	0.00	0	0	0	0.00	0.00	0.00
	June 2006	0	0	0.00	0	0	0	0.00	0.00	0.00
	May 2006	0	0	0.00	0	0	0	0.00	0.00	0.00
	April 2006	0	0	0.00	0	0	0	0.00	0.00	0.00
	March 2006	0	0	0.00	0	0	0	0.00	0.00	0.00
	February 2006	0	0	0.00	0	0	0	0.00	0.00	0.00
	January 2006	0	0	0.00	0	0	0	0.00	0.00	0.00
	December 2005	0	0	0.00	0	0	0	0.00	0.00	0.00
	November 2005	0	0	0.00	0	0	0	0.00	0.00	0.00

	October 2005	0	0	0.00	0	0	0	0.00	0.00	0.00
	September 2005	0	0	0.00	0	0	0	0.00	0.00	0.00
	August 2005	1	1	1.00	0	798	333	2.40	-0.35	(1.21)
OP-6A-2	Delayed Days for Non-Facility	July 2006	0	0	0.00	0	0	0.00	0.00	0.00
Reasons Residence Parity	June 2006	0	0	0.00	0	0	0	0.00	0.00	0.00
	May 2006	7	1	7.00	0	207	15	13.80	-0.22	(1.13)
	April 2006	0	0	0.00	0	0	0	0.00	0.00	0.00
	March 2006	0	0	0.00	0	0	0	0.00	0.00	0.00
	February 2006	1	1	1.00	0	59	0	1.84	-0.44	(1.27)
	January 2006	4	4	1.00	0	117	32	1.89	-0.51	(1.31)
	December 2005	2	2	1.00	0	123	62	3.15	-0.61	(1.37)
	November 2005	5	1	5.00	0	104	39	2.42	0.81	(0.34)
	October 2005	1	1	1.00	0	165	43	2.66	-0.48	(1.29)
	September 2005	0	0	0.00	0	0	62	0.00	0.00	0.00
	August 2005	1	1	1.00	0	152	37	4.11	-0.41	(1.25)
OP-6A-3	Delayed Days for Non-Facility	July 2006	0	0	0.00	0	0	0.00	0.00	0.00
Reasons Line Splitting Parity	June 2006	0	0	0.00	0	0	0	0.00	0.00	0.00
	May 2006	0	0	0.00	0	0	0	0.00	0.00	0.00
	April 2006	0	0	0.00	0	0	0	0.00	0.00	0.00
	March 2006	0	0	0.00	0	0	0	0.00	0.00	0.00
	February 2006	12	1	12.00	0	18	0	2.25	5.51	(0.11)
	January 2006	0	0	0.00	0	0	8	0.00	0.00	0.00
	December 2005	0	0	0.00	0	0	0	0.00	0.00	0.00
	November 2005	0	0	0.00	0	0	0	0.00	0.00	0.00
	October 2005	0	0	0.00	0	0	0	0.00	0.00	0.00
	September 2005	0	0	0.00	0	0	0	0.00	0.00	0.00
	August 2005	0	0	0.00	0	0	0	0.00	0.00	0.00
OP-6A-3	Delayed Days for Non-Facility	July 2006	0	0	0.00	0	0	0.00	0.00	0.00
Reasons Qwest DSL Parity	June 2006	0	0	0.00	0	0	0	0.00	0.00	0.00
	May 2006	0	0	0.00	0	0	0	0.00	0.00	0.00
	April 2006	0	0	0.00	0	0	0	0.00	0.00	0.00
	March 2006	0	0	0.00	0	0	0	0.00	0.00	0.00
	February 2006	0	0	0.00	0	0	0	0.00	0.00	0.00
	January 2006	0	0	0.00	0	0	0	0.00	0.00	0.00
	December 2005	0	0	0.00	0	0	0	0.00	0.00	0.00
	November 2005	0	0	0.00	0	0	0	0.00	0.00	0.00
	October 2005	4	1	4.00	0	59	0	4.54	-0.10	(1.06)
	September 2005	0	0	0.00	0	0	13	0.00	0.00	0.00
	August 2005	0	0	0.00	0	0	0	0.00	0.00	0.00
OP-6A-3	Delayed Days for Non-Facility	July 2006	0	0	0.00	0	0	0.00	0.00	0.00
Reasons Residence Parity	June 2006	0	0	0.00	0	0	0	0.00	0.00	0.00
	May 2006	9	1	9.00	0	56	24	2.33	3.56	(0.11)
	April 2006	0	0	0.00	0	0	41	0.00	0.00	0.00
	March 2006	0	0	0.00	0	0	0	0.00	0.00	0.00
	February 2006	0	0	0.00	0	0	0	0.00	0.00	0.00
	January 2006	0	0	0.00	0	0	0	0.00	0.00	0.00
	December 2005	0	0	0.00	0	0	0	0.00	0.00	0.00
	November 2005	0	0	0.00	0	0	0	0.00	0.00	0.00
	October 2005	10	3	3.33	1.53	220	0	5.79	-0.38	(1.23)
	September 2005	4	3	1.33	0.58	203	38	4.95	-0.59	(1.36)
	August 2005	3	2	1.50	0.71	60	24	2.50	-0.48	(1.29)
OP-6A-4	Delayed Days for Non-Facility	July 2006	0	0	0.00	0	0	0.00	0.00	0.00
Reasons E911 Parity	June 2006	0	0	0.00	0	0	0	0.00	0.00	0.00

	May 2006	0	0	0.00	0	0	0	0.00	0.00	0.00
	April 2006	0	0	0.00	0	0	0	0.00	0.00	0.00
	March 2006	0	0	0.00	0	0	0	0.00	0.00	0.00
	February 2006	0	0	0.00	0	0	0	0.00	0.00	0.00
	January 2006	0	0	0.00	0	0	0	0.00	0.00	0.00
	December 2005	0	0	0.00	0	0	0	0.00	0.00	0.00
	November 2005	0	0	0.00	0	0	0	0.00	0.00	0.00
	October 2005	0	0	0.00	0	0	0	0.00	0.00	0.00
	September 2005	0	0	0.00	0	0	0	0.00	0.00	0.00
	August 2005	19	1	19.00	0	130	5	26.00	-0.46	(1.28)
OP-6A-4 Delayed Days for Non-Facility	July 2006	30	6	5.00	9.32	33	7	4.71	0.10	(1.03)
Reasons Enhanced Extended Loops - DS1 Capable Parity	June 2006	11	4	2.75	2.06	55	6	9.17	-0.97	(1.59)
	May 2006	12	6	2.00	1.1	18	4	4.50	-2.24	(2.36)
	April 2006	0	0	0.00	0	0	14	0.00	0.00	0.00
	March 2006	6	2	3.00	2.83	180	0	20.00	-0.69	(1.42)
	February 2006	0	0	0.00	0	0	9	0.00	0.00	0.00
	January 2006	8	3	2.67	1.53	13	0	6.50	-0.85	(1.52)
	December 2005	47	3	15.67	21.13	40	2	6.67	3.83	(0.42)
	November 2005	2	2	1.00	0	51	6	6.38	-1.28	(1.78)
	October 2005	1	1	1.00	0	47	8	7.83	-1.73	(2.05)
	September 2005	2	2	1.00	0	357	6	25.50	-1.55	(1.95)
	August 2005	8	5	1.60	0.55	1075	22	48.86	-6.79	(5.13)
OP-6A-4 Delayed Days for Non-Facility	July 2006	5	3	1.67	1.15	0	0	0.00	0.00	0.00
Reasons LIS Trunk Parity	June 2006	23	5	4.60	2.07	0	0	0.00	0.00	0.00
	May 2006	1	1	1.00	0	0	0	0.00	0.00	0.00
	April 2006	11	2	5.50	2.12	0	1	0.00	0.00	0.00
	March 2006	21	1	21.00	0	0	0	0.00	0.00	0.00
	February 2006	83	5	16.60	3.58	0	0	0.00	0.00	0.00
	January 2006	5	1	5.00	0	0	0	0.00	0.00	0.00
	December 2005	8	2	4.00	4.24	0	0	0.00	0.00	0.00
	November 2005	14	1	14.00	0	0	0	0.00	0.00	0.00
	October 2005	5	1	5.00	0	1	0	1.00	0.00	0.00
	September 2005	3	1	3.00	0	2	1	2.00	0.00	0.00
	August 2005	0	0	0.00	0	0	0	0.00	0.00	0.00
OP-6A-4 Delayed Days for Non-Facility	July 2006	0	0	0.00	0	0	0	0.00	0.00	0.00
Reasons PBX Parity	June 2006	0	0	0.00	0	0	0	0.00	0.00	0.00
	May 2006	0	0	0.00	0	0	0	0.00	0.00	0.00
	April 2006	0	0	0.00	0	0	0	0.00	0.00	0.00
	March 2006	0	0	0.00	0	0	0	0.00	0.00	0.00
	February 2006	0	0	0.00	0	0	0	0.00	0.00	0.00
	January 2006	0	0	0.00	0	0	0	0.00	0.00	0.00
	December 2005	0	0	0.00	0	0	0	0.00	0.00	0.00
	November 2005	0	0	0.00	0	0	0	0.00	0.00	0.00
	October 2005	1	1	1.00	0	84	0	28.00	-0.57	(1.35)
	September 2005	0	0	0.00	0	0	3	0.00	0.00	0.00
	August 2005	0	0	0.00	0	0	0	0.00	0.00	0.00
OP-6A-4 Delayed Days for Non-Facility	July 2006	14	5	2.80	1.92	10	1	10.00	0.00	0.00
Reasons Unbundled Loop - 2 Wire Non-Loaded Parity	June 2006	38	8	4.75	8.05	18	2	9.00	-0.54	(1.33)
	May 2006	14	4	3.50	4.36	59	5	11.80	-1.59	(1.97)
	April 2006	2	2	1.00	0	36	1	9.00	-0.92	(1.56)
	March 2006	25	7	3.57	2.76	33	4	16.50	-4.56	(3.77)
	February 2006	8	2	4.00	4.24	0	2	0.00	0.00	0.00
	January 2006	30	5	6.00	3.74	0	0	0.00	0.00	0.00

	December 2005	1	1	1.00	0	38	0	19.00	-1.15	(1.70)	
	November 2005	12	4	3.00	3.37	16	2	16.00	0.00	0.00	
	October 2005	41	2	20.50	27.58	14	1	7.00	2.39	(0.51)	
	September 2005	49	8	6.13	3.8	2	2	2.00	0.00	0.00	
	August 2005	9	4	2.25	1.5	18	5	3.60	-0.38	(1.23)	
OP-6A-4	Delayed Days for Non-Facility	July 2006	1	1	1.00	0	34	15	2.27	-0.30	(1.18)
Reasons Unbundled Loop - ADSL Qualified Parity	June 2006	0	0	0.00	0	0	0	0.00	0.00	0.00	
	May 2006	0	0	0.00	0	0	0	0.00	0.00	0.00	
	April 2006	0	0	0.00	0	0	0	0.00	0.00	0.00	
	March 2006	0	0	0.00	0	0	0	0.00	0.00	0.00	
	February 2006	0	0	0.00	0	0	0	0.00	0.00	0.00	
	January 2006	0	0	0.00	0	0	0	0.00	0.00	0.00	
	December 2005	3	1	3.00	0	100	0	1.67	0.49	(0.12)	
	November 2005	3	1	3.00	0	109	60	3.76	-0.08	(1.05)	
	October 2005	0	0	0.00	0	0	29	0.00	0.00	0.00	
	September 2005	0	0	0.00	0	0	0	0.00	0.00	0.00	
	August 2005	0	0	0.00	0	0	0	0.00	0.00	0.00	
OP-6A-4	Delayed Days for Non-Facility	July 2006	44	7	6.29	6.78	33	7	4.71	0.57	(0.56)
Reasons Unbundled Loop - DS1 Capable Parity	June 2006	18	4	4.50	5.74	55	6	9.17	-0.71	(1.43)	
	May 2006	13	3	4.33	2.52	18	4	4.50	-0.13	(1.08)	
	April 2006	24	3	8.00	6.08	185	14	13.21	-0.85	(1.52)	
	March 2006	4	2	2.00	1.41	180	14	20.00	-0.73	(1.44)	
	February 2006	27	6	4.50	3.99	100	9	14.29	-1.32	(1.80)	
	January 2006	71	9	7.89	8.75	13	7	6.50	0.36	(0.98)	
	December 2005	8	4	2.00	1.41	40	2	6.67	-2.17	(2.32)	
	November 2005	29	5	5.80	6.57	51	6	6.38	-0.19	(1.12)	
	October 2005	31	5	6.20	6.26	47	8	7.83	-0.74	(1.45)	
	September 2005	15	7	2.14	1.68	357	6	25.50	-2.42	(2.47)	
	August 2005	39	6	6.50	6.25	1075	22	48.86	-6.54	(4.98)	
OP-6A-4	Delayed Days for Non-Facility	July 2006	9	6	1.50	0.84	468	103	4.54	-1.22	(1.74)
Reasons Unbundled Loop Analog Parity	June 2006	97	18	5.39	3.07	488	96	5.08	0.15	(0.85)	
	May 2006	57	7	8.14	5.49	447	88	5.08	0.82	(0.32)	
	April 2006	107	28	3.82	1.22	579	168	6.89	-1.07	(1.65)	
	March 2006	69	27	2.56	1.87	565	84	5.09	-1.28	(1.78)	
	February 2006	66	11	6.00	4.77	421	111	3.66	0.98	(0.28)	
	January 2006	44	12	3.67	2.27	487	115	2.69	0.87	(0.41)	
	December 2005	79	9	8.78	6.89	682	181	3.00	2.33	0.03	
	November 2005	61	8	7.63	3.11	645	227	3.27	2.36	0.14	
	October 2005	55	20	2.75	2.97	824	197	4.31	-0.88	(1.54)	
	September 2005	62	16	3.88	1.89	636	191	3.79	0.05	(0.89)	
	August 2005	78	15	5.20	4.21	798	333	2.40	2.63	0.27	
OP-6A-4	Delayed Days for Non-Facility	July 2006	0	0	0.00	0	0	0.00	0.00	0.00	
Reasons Unbundled Loop ISDN Capable Parity	June 2006	1	1	1.00	0	18	2	9.00	-0.66	(1.40)	
	May 2006	0	0	0.00	0	0	0	0.00	0.00	0.00	
	April 2006	0	0	0.00	0	0	0	0.00	0.00	0.00	
	March 2006	10	4	2.50	3	33	0	16.50	-4.57	(3.78)	
	February 2006	0	0	0.00	0	0	2	0.00	0.00	0.00	
	January 2006	6	1	6.00	0	0	0	0.00	0.00	0.00	
	December 2005	0	0	0.00	0	0	0	0.00	0.00	0.00	
	November 2005	0	0	0.00	0	0	0	0.00	0.00	0.00	
	October 2005	11	2	5.50	4.95	14	0	7.00	-0.27	(1.16)	
	September 2005	0	0	0.00	0	0	2	0.00	0.00	0.00	
	August 2005	8	1	8.00	0	18	5	3.60	0.76	(0.83)	

OP-6A-5 Delayed Days for Non-Facility Reasons Enhanced Extended Loops - DS1 Capable Parity	July 2006	0	0	0.00	0	0	0	0.00	0.00	0.00
	June 2006	0	0	0.00	0	0	0	0.00	0.00	0.00
	May 2006	10	2	5.00	5.66	195	15	13.00	-0.78	(1.48)
	April 2006	0	0	0.00	0	0	0	0.00	0.00	0.00
	March 2006	1	1	1.00	0	121	0	12.10	-0.70	(1.42)
	February 2006	0	0	0.00	0	0	10	0.00	0.00	0.00
	January 2006	0	0	0.00	0	0	0	0.00	0.00	0.00
	December 2005	0	0	0.00	0	0	0	0.00	0.00	0.00
	November 2005	0	0	0.00	0	0	0	0.00	0.00	0.00
	October 2005	0	0	0.00	0	0	0	0.00	0.00	0.00
	September 2005	0	0	0.00	0	0	0	0.00	0.00	0.00
	August 2005	4	1	4.00	0	579	21	27.57	-0.80	(1.49)
	OP-6A-5 Delayed Days for Non-Facility Reasons Enhanced Extended Loops - DS3 Capable Diagnostic	July 2006	0	0	0.00	0	0	0	0.00	0.00
June 2006		0	0	0.00	0	0	0	0.00	0.00	0.00
May 2006		0	0	0.00	0	0	0	0.00	0.00	0.00
April 2006		0	0	0.00	0	0	0	0.00	0.00	0.00
March 2006		0	0	0.00	0	0	0	0.00	0.00	0.00
February 2006		1	1	1.00	0	0	0	0.00	0.00	0.00
January 2006		0	0	0.00	0	0	0	0.00	0.00	0.00
December 2005		0	0	0.00	0	0	0	0.00	0.00	0.00
November 2005		0	0	0.00	0	0	0	0.00	0.00	0.00
October 2005		0	0	0.00	0	0	0	0.00	0.00	0.00
September 2005		0	0	0.00	0	0	0	0.00	0.00	0.00
August 2005		0	0	0.00	0	0	0	0.00	0.00	0.00
OP-6A-5 Delayed Days for Non-Facility Reasons LIS Trunk Parity		July 2006	79	3	26.33	34.53	12	2	6.00	3.94
	June 2006	5	3	1.67	1.15	0	0	0.00	0.00	0.00
	May 2006	0	0	0.00	0	0	0	0.00	0.00	0.00
	April 2006	0	0	0.00	0	0	1	0.00	0.00	0.00
	March 2006	24	3	8.00	2.65	0	0	0.00	0.00	0.00
	February 2006	24	2	12.00	1.41	0	0	0.00	0.00	0.00
	January 2006	0	0	0.00	0	0	0	0.00	0.00	0.00
	December 2005	0	0	0.00	0	0	0	0.00	0.00	0.00
	November 2005	27	2	13.50	0.71	11	0	5.50	1.26	(0.40)
	October 2005	0	0	0.00	0	0	2	0.00	0.00	0.00
	September 2005	14	3	4.67	4.73	4	0	4.00	0.00	0.00
	August 2005	11	1	11.00	0	9	2	4.50	2.50	(1.02)
	OP-6A-5 Delayed Days for Non-Facility Reasons UDIT Above DS1 Level Parity	July 2006	0	0	0.00	0	0	0	0.00	0.00
June 2006		0	0	0.00	0	0	0	0.00	0.00	0.00
May 2006		0	0	0.00	0	0	0	0.00	0.00	0.00
April 2006		0	0	0.00	0	0	0	0.00	0.00	0.00
March 2006		2	1	2.00	0	72	0	24.00	-0.70	(1.43)
February 2006		0	0	0.00	0	0	3	0.00	0.00	0.00
January 2006		0	0	0.00	0	0	0	0.00	0.00	0.00
December 2005		0	0	0.00	0	0	0	0.00	0.00	0.00
November 2005		0	0	0.00	0	0	0	0.00	0.00	0.00
October 2005		0	0	0.00	0	0	0	0.00	0.00	0.00
September 2005		0	0	0.00	0	0	0	0.00	0.00	0.00
August 2005		2	1	2.00	0	0	0	0.00	0.00	0.00
OP-6A-5 Delayed Days for Non-Facility Reasons Unbundled Loop - 2 Wire Non-Loaded Parity		July 2006	1	1	1.00	0	0	0	0.00	0.00
	June 2006	0	0	0.00	0	0	0	0.00	0.00	0.00
	May 2006	0	0	0.00	0	0	0	0.00	0.00	0.00
	April 2006	0	0	0.00	0	0	0	0.00	0.00	0.00
	March 2006	0	0	0.00	0	0	0	0.00	0.00	0.00

	February 2006	0	0	0.00	0	0	0	0.00	0.00	0.00
	January 2006	0	0	0.00	0	0	0	0.00	0.00	0.00
	December 2005	0	0	0.00	0	0	0	0.00	0.00	0.00
	November 2005	0	0	0.00	0	0	0	0.00	0.00	0.00
	October 2005	0	0	0.00	0	0	0	0.00	0.00	0.00
	September 2005	0	0	0.00	0	0	0	0.00	0.00	0.00
	August 2005	0	0	0.00	0	0	0	0.00	0.00	0.00
OP-6A-5 Delayed Days for Non-Facility	July 2006	0	0	0.00	0	0	0	0.00	0.00	0.00
Reasons Unbundled Loop - ADSL Qualified	June 2006	1	1	1.00	0	11	4	2.75	-0.45	(1.27)
Parity	May 2006	0	0	0.00	0	0	0	0.00	0.00	0.00
	April 2006	0	0	0.00	0	0	14	0.00	0.00	0.00
	March 2006	1	1	1.00	0	36	0	36.00	0.00	0.00
	February 2006	0	0	0.00	0	0	1	0.00	0.00	0.00
	January 2006	0	0	0.00	0	0	0	0.00	0.00	0.00
	December 2005	0	0	0.00	0	0	0	0.00	0.00	0.00
	November 2005	0	0	0.00	0	0	0	0.00	0.00	0.00
	October 2005	0	0	0.00	0	0	0	0.00	0.00	0.00
	September 2005	5	1	5.00	0	46	0	3.29	0.25	(0.33)
	August 2005	0	0	0.00	0	0	0	0.00	0.00	0.00
OP-6A-5 Delayed Days for Non-Facility	July 2006	2	1	2.00	0	83	14	5.93	-1.08	(1.66)
Reasons Unbundled Loop - DS1 Capable	June 2006	1	1	1.00	0	270	19	14.21	-0.61	(1.37)
Parity	May 2006	85	6	14.17	9.09	195	15	13.00	0.18	(0.85)
	April 2006	4	2	2.00	1.41	44	12	4.89	-1.44	(1.87)
	March 2006	2	2	1.00	0	121	9	12.10	-0.95	(1.58)
	February 2006	5	2	2.50	2.12	47	10	6.71	-1.22	(1.74)
	January 2006	0	0	0.00	0	0	7	0.00	0.00	0.00
	December 2005	13	3	4.33	2.08	265	0	13.95	-0.89	(1.54)
	November 2005	0	0	0.00	0	0	19	0.00	0.00	0.00
	October 2005	7	3	2.33	2.31	111	0	10.09	-1.63	(1.99)
	September 2005	1	1	1.00	0	138	11	11.50	-0.59	(1.36)
	August 2005	0	0	0.00	0	0	0	0.00	0.00	0.00
OP-6A-5 Delayed Days for Non-Facility	July 2006	0	0	0.00	0	0	0	0.00	0.00	0.00
Reasons Unbundled Loop Analog Parity	June 2006	24	5	4.80	0.45	246	29	8.48	-0.42	(1.26)
	May 2006	9	1	9.00	0	252	18	14.00	-0.17	(1.11)
	April 2006	19	4	4.75	0.5	141	0	6.41	-0.43	(1.26)
	March 2006	0	0	0.00	0	0	22	0.00	0.00	0.00
	February 2006	0	0	0.00	0	0	0	0.00	0.00	0.00
	January 2006	0	0	0.00	0	0	0	0.00	0.00	0.00
	December 2005	3	2	1.50	0.71	147	0	3.00	-0.45	(1.27)
	November 2005	0	0	0.00	0	0	49	0.00	0.00	0.00
	October 2005	1	1	1.00	0	171	0	2.59	-0.47	(1.28)
	September 2005	0	0	0.00	0	0	66	0.00	0.00	0.00
	August 2005	0	0	0.00	0	0	0	0.00	0.00	0.00
OP-6A-5 Delayed Days for Non-Facility	July 2006	0	0	0.00	0	0	0	0.00	0.00	0.00
Reasons Unbundled Loop ISDN Capable	June 2006	0	0	0.00	0	0	0	0.00	0.00	0.00
Parity	May 2006	0	0	0.00	0	0	0	0.00	0.00	0.00
	April 2006	0	0	0.00	0	0	0	0.00	0.00	0.00
	March 2006	0	0	0.00	0	0	0	0.00	0.00	0.00
	February 2006	0	0	0.00	0	0	0	0.00	0.00	0.00
	January 2006	0	0	0.00	0	0	0	0.00	0.00	0.00
	December 2005	0	0	0.00	0	0	0	0.00	0.00	0.00
	November 2005	1	1	1.00	0	3	0	3.00	0.00	0.00
	October 2005	19	2	9.50	12.02	0	1	0.00	0.00	0.00

	September 2005	0	0	0.00	0	0	0	0.00	0.00	0.00
	August 2005	1	1	1.00	0	1	1	1.00	0.00	0.00
OP-6B-1	Delayed Days for Facility Reasons	0	0	0.00	0	0	0	0.00	0.00	0.00
Business Parity	July 2006	0	0	0.00	0	0	0	0.00	0.00	0.00
	June 2006	0	0	0.00	0	0	0	0.00	0.00	0.00
	May 2006	0	0	0.00	0	0	0	0.00	0.00	0.00
	April 2006	0	0	0.00	0	0	0	0.00	0.00	0.00
	March 2006	5	1	5.00	0	452	0	7.79	-0.31	(1.19)
	February 2006	0	0	0.00	0	0	58	0.00	0.00	0.00
	January 2006	12	2	6.00	2.83	294	0	6.13	-0.03	(1.02)
	December 2005	12	1	12.00	0	302	48	5.81	1.12	(0.29)
	November 2005	0	0	0.00	0	0	52	0.00	0.00	0.00
	October 2005	0	0	0.00	0	0	0	0.00	0.00	0.00
	September 2005	0	0	0.00	0	0	0	0.00	0.00	0.00
	August 2005	0	0	0.00	0	0	0	0.00	0.00	0.00
OP-6B-1	Delayed Days for Facility Reasons	0	0	0.00	0	0	0	0.00	0.00	0.00
Qwest DSL Parity	July 2006	0	0	0.00	0	0	0	0.00	0.00	0.00
	June 2006	0	0	0.00	0	0	0	0.00	0.00	0.00
	May 2006	0	0	0.00	0	0	0	0.00	0.00	0.00
	April 2006	0	0	0.00	0	0	67	0.00	0.00	0.00
	March 2006	0	0	0.00	0	0	0	0.00	0.00	0.00
	February 2006	0	0	0.00	0	0	0	0.00	0.00	0.00
	January 2006	19	1	19.00	0	2129	0	19.71	-0.03	(1.02)
	December 2005	20	3	6.67	0.58	1055	108	9.95	-0.54	(1.33)
	November 2005	7	1	7.00	0	2001	106	15.63	-0.68	(1.41)
	October 2005	37	2	18.50	13.44	735	128	9.67	1.55	(0.15)
	September 2005	2	1	2.00	0	523	76	7.81	-0.80	(1.49)
	August 2005	0	0	0.00	0	0	0	0.00	0.00	0.00
OP-6B-1	Delayed Days for Facility Reasons	0	0	0.00	0	0	0	0.00	0.00	0.00
Residence Parity	July 2006	4	1	4.00	0	431	93	4.63	-0.16	(1.09)
	June 2006	14	5	2.80	1.3	372	74	5.03	-0.93	(1.56)
	May 2006	3	1	3.00	0	410	93	5.06	-0.39	(1.24)
	April 2006	21	2	10.50	2.12	511	81	4.15	2.43	0.06
	March 2006	6	1	6.00	0	436	123	5.66	0.05	(0.70)
	February 2006	24	3	8.00	4.58	618	77	5.28	0.82	(0.30)
	January 2006	13	3	4.33	0.58	579	117	4.71	-0.13	(1.08)
	December 2005	3	1	3.00	0	597	123	5.38	-0.27	(1.16)
	November 2005	15	3	5.00	3.61	454	111	4.32	0.16	(0.55)
	October 2005	6	2	3.00	2.83	431	105	4.63	-0.40	(1.24)
	September 2005	14	2	7.00	5.66	640	111	5.77	0.27	(0.67)
OP-6B-2	Delayed Days for Facility Reasons	8	2	4.00	1.41	189	24	7.88	-0.49	(1.30)
Residence Parity	July 2006	9	2	4.50	3.54	231	45	5.13	-0.18	(1.11)
	June 2006	6	1	6.00	0	118	32	3.69	0.46	(0.47)
	May 2006	0	0	0.00	0	0	43	0.00	0.00	0.00
	April 2006	1	1	1.00	0	226	0	6.85	-0.88	(1.53)
	March 2006	1	1	1.00	0	194	33	5.24	-0.84	(1.51)
	February 2006	0	0	0.00	0	0	37	0.00	0.00	0.00
	January 2006	0	0	0.00	0	0	0	0.00	0.00	0.00
	December 2005	0	0	0.00	0	0	0	0.00	0.00	0.00
	November 2005	0	0	0.00	0	0	0	0.00	0.00	0.00
	October 2005	1	1	1.00	0	286	0	7.33	-0.86	(1.52)
	September 2005	5	2	2.50	2.12	302	39	7.02	-0.54	(1.33)
	August 2005	10	1	10.00	0	141	25	5.64	0.99	(0.61)
OP-6B-3	Delayed Days for Facility Reasons	0	0	0.00	0	0	0	0.00	0.00	0.00
Residence Parity	July 2006	0	0	0.00	0	0	0	0.00	0.00	0.00
	June 2006	0	0	0.00	0	0	0	0.00	0.00	0.00
	May 2006	0	0	0.00	0	0	0	0.00	0.00	0.00

	April 2006	1	1	1.00	0	8	0	2.00	0.00	0.00
	March 2006	0	0	0.00	0	0	4	0.00	0.00	0.00
	February 2006	0	0	0.00	0	0	0	0.00	0.00	0.00
	January 2006	0	0	0.00	0	0	0	0.00	0.00	0.00
	December 2005	0	0	0.00	0	0	0	0.00	0.00	0.00
	November 2005	0	0	0.00	0	0	0	0.00	0.00	0.00
	October 2005	0	0	0.00	0	0	0	0.00	0.00	0.00
	September 2005	0	0	0.00	0	0	0	0.00	0.00	0.00
	August 2005	0	0	0.00	0	0	0	0.00	0.00	0.00
OP-6B-4 Delayed Days for Facility Reasons	July 2006	0	0	0.00	0	0	0	0.00	0.00	0.00
E911 Parity	June 2006	0	0	0.00	0	0	0	0.00	0.00	0.00
	May 2006	0	0	0.00	0	0	0	0.00	0.00	0.00
	April 2006	0	0	0.00	0	0	0	0.00	0.00	0.00
	March 2006	0	0	0.00	0	0	0	0.00	0.00	0.00
	February 2006	0	0	0.00	0	0	0	0.00	0.00	0.00
	January 2006	0	0	0.00	0	0	0	0.00	0.00	0.00
	December 2005	0	0	0.00	0	0	0	0.00	0.00	0.00
	November 2005	0	0	0.00	0	0	0	0.00	0.00	0.00
	October 2005	18	1	18.00	0	0	0	0.00	0.00	0.00
	September 2005	0	0	0.00	0	0	0	0.00	0.00	0.00
	August 2005	0	0	0.00	0	0	0	0.00	0.00	0.00
OP-6B-4 Delayed Days for Facility Reasons	July 2006	20	3	6.67	4.51	27	3	9.00	-0.35	(1.21)
Unbundled Loop - 2 Wire Non-Loaded Parity	June 2006	4	2	2.00	0	0	0	0.00	0.00	0.00
	May 2006	19	1	19.00	0	0	0	0.00	0.00	0.00
	April 2006	16	6	2.67	1.97	20	1	10.00	-0.79	(1.48)
	March 2006	11	5	2.20	0.84	14	2	7.00	0.00	0.00
	February 2006	75	6	12.50	14.01	23	2	11.50	0.25	(1.22)
	January 2006	18	3	6.00	6.24	6	2	6.00	0.00	0.00
	December 2005	0	0	0.00	0	0	1	0.00	0.00	0.00
	November 2005	19	4	4.75	4.86	4	0	4.00	0.00	0.00
	October 2005	17	3	5.67	5.69	42	1	21.00	-1.08	(1.66)
	September 2005	5	2	2.50	0.71	1	2	1.00	0.00	0.00
	August 2005	37	4	9.25	12.61	41	4	10.25	-0.31	(1.19)
OP-6B-4 Delayed Days for Facility Reasons	July 2006	9	1	9.00	0	859	55	15.62	-0.33	(1.20)
Unbundled Loop - ADSL Qualified Parity	June 2006	0	0	0.00	0	0	0	0.00	0.00	0.00
	May 2006	0	0	0.00	0	0	0	0.00	0.00	0.00
	April 2006	0	0	0.00	0	0	0	0.00	0.00	0.00
	March 2006	0	0	0.00	0	0	0	0.00	0.00	0.00
	February 2006	0	0	0.00	0	0	0	0.00	0.00	0.00
	January 2006	0	0	0.00	0	0	0	0.00	0.00	0.00
	December 2005	0	0	0.00	0	0	0	0.00	0.00	0.00
	November 2005	0	0	0.00	0	0	0	0.00	0.00	0.00
	October 2005	0	0	0.00	0	0	0	0.00	0.00	0.00
	September 2005	0	0	0.00	0	0	0	0.00	0.00	0.00
	August 2005	0	0	0.00	0	0	0	0.00	0.00	0.00
OP-6B-4 Delayed Days for Facility Reasons	July 2006	12	2	6.00	5.66	55	5	11.00	-0.34	(1.21)
Unbundled Loop - DS1 Capable Parity	June 2006	37	4	9.25	6.65	215	22	9.77	-0.16	(1.10)
	May 2006	27	7	3.86	2.97	129	13	9.92	-1.69	(2.03)
	April 2006	18	5	3.60	1.95	0	2	0.00	0.00	0.00
	March 2006	34	1	34.00	0	211	0	35.17	-0.02	(1.01)
	February 2006	27	4	6.75	3.1	127	6	21.17	-1.51	(1.92)
	January 2006	35	9	3.89	2.26	137	6	22.83	-1.30	(1.79)
	December 2005	15	4	3.75	4.86	9	6	9.00	0.00	0.00

	November 2005	34	6	5.67	5.13	34	1	11.33	-0.86	(1.52)
	October 2005	28	3	9.33	5.13	92	3	13.14	-0.41	(1.25)
	September 2005	28	7	4.00	4.97	47	7	23.50	-0.88	(1.54)
	August 2005	126	1	126.00	0	180	11	16.36	6.40	(0.18)
OP-6B-4 Delayed Days for Facility Reasons	July 2006	20	2	10.00	0	798	134	5.96	0.64	(0.39)
Unbundled Loop Analog Parity	June 2006	0	0	0.00	0	0	0	0.00	0.00	0.00
	May 2006	0	0	0.00	0	0	0	0.00	0.00	0.00
	April 2006	7	7	1.00	0	731	135	5.76	-1.69	(2.03)
	March 2006	56	3	18.67	21.22	963	127	5.32	3.76	0.37
	February 2006	47	4	11.75	1.5	830	181	6.92	1.28	(0.33)
	January 2006	173	28	6.18	4.01	912	120	5.53	0.57	(0.58)
	December 2005	0	0	0.00	0	0	165	0.00	0.00	0.00
	November 2005	57	1	57.00	0	889	0	5.81	6.16	0.30
	October 2005	42	11	3.82	1.54	664	153	4.64	-0.38	(1.23)
	September 2005	114	8	14.25	9.65	703	143	5.21	4.11	0.88
	August 2005	55	18	3.06	4.67	956	155	6.17	-1.75	(2.06)
OP-6B-4 Delayed Days for Facility Reasons	July 2006	0	0	0.00	0	0	0	0.00	0.00	0.00
Unbundled Loop ISDN Capable Parity	June 2006	5	1	5.00	0	0	0	0.00	0.00	0.00
	May 2006	2	1	2.00	0	0	0	0.00	0.00	0.00
	April 2006	0	0	0.00	0	0	1	0.00	0.00	0.00
	March 2006	0	0	0.00	0	0	0	0.00	0.00	0.00
	February 2006	0	0	0.00	0	0	0	0.00	0.00	0.00
	January 2006	9	1	9.00	0	6	0	6.00	0.00	0.00
	December 2005	29	2	14.50	12.02	14	1	7.00	5.30	(0.95)
	November 2005	3	1	3.00	0	4	2	4.00	0.00	0.00
	October 2005	0	0	0.00	0	0	1	0.00	0.00	0.00
	September 2005	24	1	24.00	0	1	0	1.00	0.00	0.00
	August 2005	38	4	9.50	8.39	41	4	10.25	-0.23	(1.14)
OP-6B-5 Delayed Days for Facility Reasons	July 2006	0	0	0.00	0	0	0	0.00	0.00	0.00
Enhanced Extended Loops - DS1 Capable Diagnostic	June 2006	133	1	133.00	0	0	0	0.00	0.00	0.00
	May 2006	0	0	0.00	0	0	0	0.00	0.00	0.00
	April 2006	5	1	5.00	0	0	0	0.00	0.00	0.00
	March 2006	14	1	14.00	0	0	0	0.00	0.00	0.00
	February 2006	0	0	0.00	0	0	0	0.00	0.00	0.00
	January 2006	3	1	3.00	0	0	0	0.00	0.00	0.00
	December 2005	0	0	0.00	0	0	0	0.00	0.00	0.00
	November 2005	0	0	0.00	0	0	0	0.00	0.00	0.00
	October 2005	0	0	0.00	0	0	0	0.00	0.00	0.00
	September 2005	25	1	25.00	0	0	0	0.00	0.00	0.00
	August 2005	0	0	0.00	0	0	0	0.00	0.00	0.00
OP-6B-5 Delayed Days for Facility Reasons	July 2006	0	0	0.00	0	0	0	0.00	0.00	0.00
UDIT Above DS1 Level Parity	June 2006	0	0	0.00	0	0	0	0.00	0.00	0.00
	May 2006	0	0	0.00	0	0	0	0.00	0.00	0.00
	April 2006	0	0	0.00	0	0	0	0.00	0.00	0.00
	March 2006	0	0	0.00	0	0	0	0.00	0.00	0.00
	February 2006	0	0	0.00	0	0	0	0.00	0.00	0.00
	January 2006	0	0	0.00	0	0	0	0.00	0.00	0.00
	December 2005	6	1	6.00	0	0	0	0.00	0.00	0.00
	November 2005	0	0	0.00	0	0	0	0.00	0.00	0.00
	October 2005	0	0	0.00	0	0	0	0.00	0.00	0.00
	September 2005	0	0	0.00	0	0	0	0.00	0.00	0.00
	August 2005	0	0	0.00	0	0	0	0.00	0.00	0.00
OP-6B-5 Delayed Days for Facility Reasons	July 2006	0	0	0.00	0	0	0	0.00	0.00	0.00

Unbundled Loop - 2 Wire Non-Loaded Parity	June 2006	0	0	0.00	0	0	0	0.00	0.00	0.00
	May 2006	10	2	5.00	2.83	1	1	1.00	0.00	0.00
	April 2006	0	0	0.00	0	0	0	0.00	0.00	0.00
	March 2006	0	0	0.00	0	0	0	0.00	0.00	0.00
	February 2006	0	0	0.00	0	0	0	0.00	0.00	0.00
	January 2006	0	0	0.00	0	0	0	0.00	0.00	0.00
	December 2005	0	0	0.00	0	0	0	0.00	0.00	0.00
	November 2005	26	1	26.00	0	9	0	2.25	42.49	1.26
	October 2005	0	0	0.00	0	0	4	0.00	0.00	0.00
	September 2005	0	0	0.00	0	0	0	0.00	0.00	0.00
August 2005	0	0	0.00	0	0	0	0.00	0.00	0.00	
OP-6B-5 Delayed Days for Facility Reasons	July 2006	13	1	13.00	0	278	26	10.69	0.19	(0.68)
Unbundled Loop - ADSL Qualified Parity	June 2006	0	0	0.00	0	0	0	0.00	0.00	0.00
	May 2006	0	0	0.00	0	0	0	0.00	0.00	0.00
	April 2006	4	1	4.00	0	124	0	9.54	-0.58	(1.35)
	March 2006	0	0	0.00	0	0	13	0.00	0.00	0.00
	February 2006	0	0	0.00	0	0	0	0.00	0.00	0.00
	January 2006	0	0	0.00	0	0	0	0.00	0.00	0.00
	December 2005	0	0	0.00	0	0	0	0.00	0.00	0.00
	November 2005	0	0	0.00	0	0	0	0.00	0.00	0.00
	October 2005	0	0	0.00	0	0	0	0.00	0.00	0.00
	September 2005	0	0	0.00	0	0	0	0.00	0.00	0.00
August 2005	0	0	0.00	0	0	0	0.00	0.00	0.00	
OP-6B-5 Delayed Days for Facility Reasons	July 2006	0	0	0.00	0	0	0	0.00	0.00	0.00
Unbundled Loop - DS1 Capable Parity	June 2006	0	0	0.00	0	0	0	0.00	0.00	0.00
	May 2006	0	0	0.00	0	0	0	0.00	0.00	0.00
	April 2006	113	5	22.60	18.41	130	0	32.50	-0.54	(1.33)
	March 2006	0	0	0.00	0	0	4	0.00	0.00	0.00
	February 2006	2	1	2.00	0	50	0	12.50	-1.38	(1.84)
	January 2006	7	1	7.00	0	780	4	78.00	-0.96	(1.58)
	December 2005	0	0	0.00	0	0	10	0.00	0.00	0.00
	November 2005	0	0	0.00	0	0	0	0.00	0.00	0.00
	October 2005	2	1	2.00	0	46	0	15.33	-1.73	(2.05)
	September 2005	0	0	0.00	0	0	3	0.00	0.00	0.00
August 2005	5	1	5.00	0	57	6	9.50	-0.52	(1.31)	
OP-6B-5 Delayed Days for Facility Reasons	July 2006	8	1	8.00	0	278	26	10.69	-0.22	(1.14)
Unbundled Loop - XDSLi Parity	June 2006	0	0	0.00	0	0	0	0.00	0.00	0.00
	May 2006	0	0	0.00	0	0	0	0.00	0.00	0.00
	April 2006	0	0	0.00	0	0	0	0.00	0.00	0.00
	March 2006	0	0	0.00	0	0	0	0.00	0.00	0.00
	February 2006	0	0	0.00	0	0	0	0.00	0.00	0.00
	January 2006	0	0	0.00	0	0	0	0.00	0.00	0.00
	December 2005	0	0	0.00	0	0	0	0.00	0.00	0.00
	November 2005	0	0	0.00	0	0	0	0.00	0.00	0.00
	October 2005	0	0	0.00	0	0	0	0.00	0.00	0.00
	September 2005	0	0	0.00	0	0	0	0.00	0.00	0.00
August 2005	0	0	0.00	0	0	0	0.00	0.00	0.00	
OP-6B-5 Delayed Days for Facility Reasons	July 2006	146	3	16:04	9.24	267	33	2.09	6.33	1.26
Unbundled Loop Analog Parity	June 2006	387	9	0:00	0	266	56	18:00	22.43	1.26
	May 2006	0	0	0:00	0	0	0	0:00	0.00	0.00
	April 2006	239	9	13:26	5.27	86	0	4:33	24.47	1.26
	March 2006	0	0	0:00	0	0	27	0:00	0.00	0.00
	February 2006	0	0	0:00	0	0	0	0:00	0.00	0.00

	January 2006	0	0	0:00	0	0	0	0:00	0.00	0.00
	December 2005	0	0	0:00	0	0	0	0:00	0.00	0.00
	November 2005	0	0	0:00	0	0	0	0:00	0.00	0.00
	October 2005	0	0	0:00	0	0	0	0:00	0.00	0.00
	September 2005	0	0	0:00	0	0	0	0:00	0.00	0.00
	August 2005	0	0	0:00	0	0	0	0:00	0.00	0.00
OP-6B-5 Delayed Days for Facility Reasons	July 2006	0	0	0:00	0	0	0	0:00	0.00	0.00
Unbundled Loop ISDN Capable Parity	June 2006	0	0	0:00	0	0	0	0:00	0.00	0.00
	May 2006	0	0	0:00	0	0	0	0:00	0.00	0.00
	April 2006	0	0	0:00	0	0	2	0:00	0.00	0.00
	March 2006	0	0	0:00	0	0	0	0:00	0.00	0.00
	February 2006	0	0	0:00	0	0	0	0:00	0.00	0.00
	January 2006	0	0	0:00	0	0	0	0:00	0.00	0.00
	December 2005	12	1	0:00	0	39	0	18:00	0.61	(1.23)
	November 2005	7	1	0:00	0	9	4	6:00	8.50	1.26
	October 2005	0	0	0:00	0	0	4	0:00	0.00	0.00
	September 2005	6	2	0:00	1.41	44	0	0:00	-1.34	(1.82)
	August 2005	0	0	0:00	0	0	0	0:00	0.00	0.00
OP-7 OP-7 - Coordinated Hot Cut" Interval -	July 2006	1.11458333	472	0.21%	0.00	0	0	0.00%	0.00	0.00
Unbundled Loops" Unbundled Loop - Analog	June 2006	1.36180556	590	0.21%	0.00	0	0	0.00%	0.00	0.00
Diagnostic	May 2006	1.15763889	531	0.21%	0.00	0	0	0.00%	0.00	0.00
	April 2006	1.23194444	423	0.28%	0.01	0	0	0.00%	0.00	0.00
	March 2006	2.10486111	969	0.21%	0.00	0	0	0.00%	0.00	0.00
	February 2006	1.38819444	609	0.21%	0.00	0	0	0.00%	0.00	0.00
	January 2006	1.93888889	917	0.21%	0.00	0	0	0.00%	0.00	0.00
	December 2005	1.99861111	702	0.28%	0.01	0	0	0.00%	0.00	0.00
	November 2005	1.96388889	874	0.21%	0.00	0	0	0.00%	0.00	0.00
	October 2005	1.27013889	645	0.21%	0.00	0	0	0.00%	0.00	0.00
	September 2005	1.225	598	0.21%	0.00	0	0	0.00%	0.00	0.00
	August 2005	1.7	663	0.28%	0.02	0	0	0.00%	0.00	0.00
OP-7 OP-7 - Coordinated Hot Cut" Interval -	July 2006	0	0	0.00%	0.00	0	0	0.00%	0.00	0.00
Unbundled Loops" Unbundled Loop Other	June 2006	0	0	0.00%	0.00	0	0	0.00%	0.00	0.00
Diagnostic	May 2006	0	0	0.00%	0.00	0	0	0.00%	0.00	0.00
	April 2006	0	0	0.00%	0.00	0	0	0.00%	0.00	0.00
	March 2006	0.03125	10	0.28%	0.00	0	0	0.00%	0.00	0.00
	February 2006	0	0	0.00%	0.00	0	0	0.00%	0.00	0.00
	January 2006	0	0	0.00%	0.00	0	0	0.00%	0.00	0.00
	December 2005	0.00555556	1	0.56%	0.00	0	0	0.00%	0.00	0.00
	November 2005	0	0	0.00%	0.00	0	0	0.00%	0.00	0.00
	October 2005	0	0	0.00%	0.00	0	0	0.00%	0.00	0.00
	September 2005	0	0	0.00%	0.00	0	0	0.00%	0.00	0.00
	August 2005	0	0	0.00%	0.00	0	0	0.00%	0.00	0.00
OP-8B Number Portability Timeliness LNP	July 2006	386	386	:00	0	0	0	:00	0.00	(0.16)
Benchmark 0.95	June 2006	487	487	:00	0	0	0	:00	0.00	(0.16)
	May 2006	429	429	:00	0	0	0	:00	0.00	(0.16)
	April 2006	369	371	:13	0.0732	0	0	:00	0.00	(0.14)
	March 2006	799	803	:48	0.0704	0	0	:00	0.00	(0.14)
	February 2006	549	553	:38	0.0847	0	0	:00	0.00	(0.14)
	January 2006	815	827	:07	0.1196	0	0	:00	0.00	(0.11)
	December 2005	612	613	:42	0.0404	0	0	:00	0.00	(0.15)
	November 2005	761	771	:17	0.1131	0	0	:00	0.00	(0.12)
	October 2005	564	564	:00	0	0	0	:00	0.00	(0.16)
	September 2005	456	461	:27	0.1036	0	0	:00	0.00	(0.12)

	August 2005	551	551	:00	0	0	0	:00	0.00	(0.16)
OP-8C Percentage of LNP Triggers Set	July 2006	8316	8318	1.00	0.0155	0	0	0.00	0.00	(0.16)
Prior to the Frame Due Time LNP	June 2006	7687	7690	1.00	0.0197	0	0	0.00	0.00	(0.16)
Benchmark 0.95	May 2006	6429	6430	1.00	0.0125	0	0	0.00	0.00	(0.16)
	April 2006	4899	4917	1.00	0.0604	0	0	0.00	0.00	(0.15)
	March 2006	6250	6251	1.00	0.0126	0	0	0.00	0.00	(0.16)
	February 2006	8520	8524	1.00	0.0217	0	0	0.00	0.00	(0.16)
	January 2006	4956	4960	1.00	0.0284	0	0	0.00	0.00	(0.16)
	December 2005	4958	4977	1.00	0.0617	0	0	0.00	0.00	(0.15)
	November 2005	4849	4851	1.00	0.0203	0	0	0.00	0.00	(0.16)
	October 2005	4290	4295	1.00	0.0341	0	0	0.00	0.00	(0.15)
	September 2005	4151	4152	1.00	0.0155	0	0	0.00	0.00	(0.16)
	August 2005	5392	5443	0.99	0.0963	0	0	0.00	0.00	(0.13)
OS-1 Speed of Answer - Operator Services	July 2006	0	0	0.00%	0	7.65	1	765.00%	0.00	0.00
Parity by Design	June 2006	0	0	0.00%	0	7.75	1	775.00%	0.00	0.00
	May 2006	0	0	0.00%	0	7.41	1	741.00%	0.00	0.00
	April 2006	0	0	0.00%	0	7.54	1	754.00%	0.00	0.00
	March 2006	0	0	0.00%	0	7.39	1	739.00%	0.00	0.00
	February 2006	0	0	0.00%	0	7.35	1	735.00%	0.00	0.00
	January 2006	0	0	0.00%	0	7.72	1	772.00%	0.00	0.00
	December 2005	0	0	0.00%	0	7.48	1	748.00%	0.00	0.00
	November 2005	0	0	0.00%	0	7.39	1	739.00%	0.00	0.00
	October 2005	0	0	0.00%	0	7.68	1	768.00%	0.00	0.00
	September 2005	0	0	0.00%	0	7.78	1	778.00%	0.00	0.00
	August 2005	0	0	0.00%	0	8.11	1	811.00%	0.00	0.00
PO-15 Number of Due Date Changes per	July 2006	252	3931	6.00%	0.26	0	0	0.00%	0.00	0.00
Order All Diagnostic	June 2006	244	4965	5.00%	0.23	0	0	0.00%	0.00	0.00
	May 2006	237	4259	6.00%	0.26	0	0	0.00%	0.00	0.00
	April 2006	200	3979	5.00%	0.25	0	0	0.00%	0.00	0.00
	March 2006	262	5749	5.00%	0.24	0	0	0.00%	0.00	0.00
	February 2006	163	4441	4.00%	0.19	0	0	0.00%	0.00	0.00
	January 2006	171	4482	4.00%	0.21	0	0	0.00%	0.00	0.00
	December 2005	223	4563	5.00%	0.24	0	0	0.00%	0.00	0.00
	November 2005	250	5242	5.00%	0.22	0	0	0.00%	0.00	0.00
	October 2005	645	4828	13.00%	0.36	0	0	0.00%	0.00	0.00
	September 2005	595	5424	11.00%	0.33	0	0	0.00%	0.00	0.00
	August 2005	713	7270	10.00%	0.31	0	0	0.00%	0.00	0.00
PO-16 Timely Release Notifications	July 2006	1	1	100.00%	0	0	0	0.00%	0.00	0.00
Benchmark 0.925	June 2006	2	2	100.00%	0	0	0	0.00%	0.00	0.00
	May 2006	0	0	100.00%	0	0	0	0.00%	0.00	0.00
	April 2006	0	0	100.00%	0	0	0	0.00%	0.00	0.00
	March 2006	2	2	100.00%	0	0	0	0.00%	0.00	0.00
	February 2006	2	2	100.00%	0	0	0	0.00%	0.00	0.00
	January 2006	1	1	100.00%	0	0	0	0.00%	0.00	0.00
	December 2005	0	0	100.00%	0	0	0	0.00%	0.00	0.00
	November 2005	4	5	80.00%	0	0	0	0.00%	0.00	0.00
	October 2005	0	1	0.00%	0	0	0	0.00%	0.00	0.00
	September 2005	4	4	100.00%	0	0	0	0.00%	0.00	0.00
	August 2005	5	5	100.00%	0	0	0	0.00%	0.00	0.00
PO-19 Stand-Alone Test Environment	July 2006	613	615	99.67%	0	0	0	0.00%	0.00	0.00
(SATE) Accuracy Benchmark 0.95	June 2006	612	615	99.51%	0	0	0	0.00%	0.00	0.00
	May 2006	896	901	99.45%	0	0	0	0.00%	0.00	0.00
	April 2006	877	901	97.34%	0	0	0	0.00%	0.00	0.00

	March 2006	871	901	96.67%	0	0	0	0.00%	0.00	0.00
	February 2006	609	619	98.38%	0	0	0	0.00%	0.00	0.00
	January 2006	609	619	98.38%	0	0	0	0.00%	0.00	0.00
	December 2005	609	619	98.38%	0	0	0	0.00%	0.00	0.00
	November 2005	890	901	98.78%	0	0	0	0.00%	0.00	0.00
	October 2005	885	902	98.12%	0	0	0	0.00%	0.00	0.00
	September 2005	887	902	98.34%	0	0	0	0.00%	0.00	0.00
	August 2005	607	613	99.02%	0	0	0	0.00%	0.00	0.00
PO-19 Stand-Alone Test Environment	July 2006	0	0	0.00%	0	0	0	0.00%	0.00	0.00
(SATE) Accuracy Rel. 16.0 Benchmark 0.95	June 2006	0	0	0.00%	0	0	0	0.00%	0.00	0.00
	May 2006	0	0	0.00%	0	0	0	0.00%	0.00	0.00
	April 2006	0	0	0.00%	0	0	0	0.00%	0.00	0.00
	March 2006	0	0	0.00%	0	0	0	0.00%	0.00	0.00
	February 2006	0	0	0.00%	0	0	0	0.00%	0.00	0.00
	January 2006	0	0	0.00%	0	0	0	0.00%	0.00	0.00
	December 2005	0	0	0.00%	0	0	0	0.00%	0.00	0.00
	November 2005	281	282	99.65%	0	0	0	0.00%	0.00	0.00
	October 2005	279	282	98.94%	0	0	0	0.00%	0.00	0.00
	September 2005	281	282	99.65%	0	0	0	0.00%	0.00	0.00
	August 2005	278	279	99.64%	0	0	0	0.00%	0.00	0.00
PO-19 Stand-Alone Test Environment	July 2006	0	0	0.00%	0	0	0	0.00%	0.00	0.00
(SATE) Accuracy Rel. 17.0 Benchmark 0.95	June 2006	0	0	0.00%	0	0	0	0.00%	0.00	0.00
	May 2006	280	282	99.29%	0	0	0	0.00%	0.00	0.00
	April 2006	276	282	97.87%	0	0	0	0.00%	0.00	0.00
	March 2006	277	282	98.23%	0	0	0	0.00%	0.00	0.00
	February 2006	277	282	98.23%	0	0	0	0.00%	0.00	0.00
	January 2006	277	282	98.23%	0	0	0	0.00%	0.00	0.00
	December 2005	277	282	98.23%	0	0	0	0.00%	0.00	0.00
	November 2005	277	282	98.23%	0	0	0	0.00%	0.00	0.00
	October 2005	275	282	97.52%	0	0	0	0.00%	0.00	0.00
	September 2005	277	282	98.23%	0	0	0	0.00%	0.00	0.00
	August 2005	274	279	98.21%	0	0	0	0.00%	0.00	0.00
PO-19 Stand-Alone Test Environment	July 2006	279	280	99.64%	0	0	0	0.00%	0.00	0.00
(SATE) Accuracy Rel. 18.0 Benchmark 0.95	June 2006	279	280	99.64%	0	0	0	0.00%	0.00	0.00
	May 2006	280	282	99.29%	0	0	0	0.00%	0.00	0.00
	April 2006	275	282	97.52%	0	0	0	0.00%	0.00	0.00
	March 2006	273	282	96.81%	0	0	0	0.00%	0.00	0.00
	February 2006	277	282	98.23%	0	0	0	0.00%	0.00	0.00
	January 2006	277	282	98.23%	0	0	0	0.00%	0.00	0.00
	December 2005	277	282	98.23%	0	0	0	0.00%	0.00	0.00
	November 2005	277	282	98.23%	0	0	0	0.00%	0.00	0.00
	October 2005	276	283	97.53%	0	0	0	0.00%	0.00	0.00
	September 2005	274	283	96.82%	0	0	0	0.00%	0.00	0.00
	August 2005	0	0	0.00%	0	0	0	0.00%	0.00	0.00
PO-19 Stand-Alone Test Environment	July 2006	278	279	99.64%	0	0	0	0.00%	0.00	0.00
(SATE) Accuracy Rel. 19.0 Benchmark 0.95	June 2006	277	279	99.28%	0	0	0	0.00%	0.00	0.00
	May 2006	281	282	99.65%	0	0	0	0.00%	0.00	0.00
	April 2006	267	282	94.68%	0	0	0	0.00%	0.00	0.00
	March 2006	262	282	92.91%	0	0	0	0.00%	0.00	0.00
	February 2006	0	0	0.00%	0	0	0	0.00%	0.00	0.00
	January 2006	0	0	0.00%	0	0	0	0.00%	0.00	0.00
	December 2005	0	0	0.00%	0	0	0	0.00%	0.00	0.00
	November 2005	0	0	0.00%	0	0	0	0.00%	0.00	0.00

	October 2005	0	0	0.00%	0	0	0	0.00%	0.00	0.00
	September 2005	0	0	0.00%	0	0	0	0.00%	0.00	0.00
	August 2005	0	0	0.00%	0	0	0	0.00%	0.00	0.00
PO-19 Stand-Alone Test Environment	July 2006	56	56	:00	0	0	0	:00	0.00	0.00
(SATE) Accuracy Rel. VICKI Benchmark 0.95	June 2006	56	56	:00	0	0	0	:00	0.00	0.00
	May 2006	55	55	:00	0	0	0	:00	0.00	0.00
	April 2006	55	55	:00	0	0	0	:00	0.00	0.00
	March 2006	55	55	:00	0	0	0	:00	0.00	0.00
	February 2006	55	55	:00	0	0	0	:00	0.00	0.00
	January 2006	55	55	:00	0	0	0	:00	0.00	0.00
	December 2005	55	55	:00	0	0	0	:00	0.00	0.00
	November 2005	55	55	:00	0	0	0	:00	0.00	0.00
	October 2005	55	55	:00	0	0	0	:00	0.00	0.00
	September 2005	55	55	:00	0	0	0	:00	0.00	0.00
	August 2005	55	55	:00	0	0	0	:00	0.00	0.00
PO-19B Stand-Alone Test Environment	July 2006	0	0	:00	0	0	0	:00	0.00	0.00
(SATE) Accuracy Benchmark 0.95	June 2006	0	0	:00	0	0	0	:00	0.00	0.00
	May 2006	0	0	:00	0	0	0	:00	0.00	0.00
	April 2006	165	168	:13	0	0	0	:00	0.00	0.00
	March 2006	0	0	:00	0	0	0	:00	0.00	0.00
	February 2006	0	0	:00	0	0	0	:00	0.00	0.00
	January 2006	0	0	:00	0	0	0	:00	0.00	0.00
	December 2005	0	0	:00	0	0	0	:00	0.00	0.00
	November 2005	0	0	:00	0	0	0	:00	0.00	0.00
	October 2005	177	185	:48	0	0	0	:00	0.00	0.00
	September 2005	0	0	:00	0	0	0	:00	0.00	0.00
	August 2005	0	0	:00	0	0	0	:00	0.00	0.00
PO-1A-1 Total Pre-Order Response Times	July 2006	7082.28	3438	:24	0	0	0	:00	0.00	0.00
(Appt. Scheduler) IMA Aggregate Benchmark 10	June 2006	6128.49	3049	:24	0	0	0	:00	0.00	0.00
	May 2006	6193.53	3051	:12	0	0	0	:00	0.00	0.00
	April 2006	5038.68	2532	:36	0	0	0	:00	0.00	0.00
	March 2006	5770.15	3119	:00	0	0	0	:00	0.00	0.00
	February 2006	5723.52	2981	:48	0	0	0	:00	0.00	0.00
	January 2006	6167.85	3163	:00	0	0	0	:00	0.00	0.00
	December 2005	6783.95	3515	:12	0	0	0	:00	0.00	0.00
	November 2005	6273.8	3302	:00	0	0	0	:00	0.00	0.00
	October 2005	4962.72	2532	:24	0	0	0	:00	0.00	0.00
	September 2005	5248.88	2678	:24	0	0	0	:00	0.00	0.00
	August 2005	5318.1	2799	:00	0	0	0	:00	0.00	0.00
PO-1A-1(a) Pre-Order Response Times	July 2006	343.8	3438	:00	0.01	0	0	:00	0.00	0.00
(Appt. Scheduler) IMA Request Diagnostic	June 2006	304.9	3049	:00	0.01	0	0	:00	0.00	0.00
	May 2006	305.1	3051	:00	0.01	0	0	:00	0.00	0.00
	April 2006	253.2	2532	:00	0.01	0	0	:00	0.00	0.00
	March 2006	311.9	3119	:00	0.01	0	0	:00	0.00	0.00
	February 2006	506.77	2981	:48	0.97	0	0	:00	0.00	0.00
	January 2006	316.3	3163	:00	0.01	0	0	:00	0.00	0.00
	December 2005	351.5	3515	:00	0.01	0	0	:00	0.00	0.00
	November 2005	330.2	3302	:00	0.01	0	0	:00	0.00	0.00
	October 2005	253.2	2532	:00	0.01	0	0	:00	0.00	0.00
	September 2005	267.8	2678	:00	0.01	0	0	:00	0.00	0.00
	August 2005	279.9	2799	:00	0.01	0	0	:00	0.00	0.00
PO-1A-1(b,c) Pre-Order Response Times	July 2006	6738.48	3438	:24	0.65	0	0	:00	0.00	0.00
(Appt. Scheduler) IMA Response/Accept	June 2006	5823.59	3049	:24	0.37	0	0	:00	0.00	0.00

Diagnostic	May 2006	5888.43	3051	:12	0.4	0	0	:00	0.00	0.00
	April 2006	4785.48	2532	:36	0.35	0	0	:00	0.00	0.00
	March 2006	5458.25	3119	:00	0.39	0	0	:00	0.00	0.00
	February 2006	5216.75	2981	:00	0.62	0	0	:00	0.00	0.00
	January 2006	5851.55	3163	:00	0.38	0	0	:00	0.00	0.00
	December 2005	6432.45	3515	:12	0.36	0	0	:00	0.00	0.00
	November 2005	5943.6	3302	:00	0.35	0	0	:00	0.00	0.00
	October 2005	4709.52	2532	:24	0.42	0	0	:00	0.00	0.00
	September 2005	4981.08	2678	:24	0.37	0	0	:00	0.00	0.00
	August 2005	5038.2	2799	:00	0.32	0	0	:00	0.00	0.00
PO-1A-10 Total Pre-Order Response Times	July 2006	2377.1	752	:24	0	0	0	:00	0.00	0.00
(Meet Point Inquiry) IMA Aggregate	June 2006	2143.33	676	:48	0	0	0	:00	0.00	0.00
Benchmark 30	May 2006	1874.15	601	:48	0	0	0	:00	0.00	0.00
	April 2006	1618.02	518	:48	0	0	0	:00	0.00	0.00
	March 2006	2154.31	693	:24	0	0	0	:00	0.00	0.00
	February 2006	2192.06	678	:12	0	0	0	:00	0.00	0.00
	January 2006	2265.52	702	:12	0	0	0	:00	0.00	0.00
	December 2005	2493.98	769	:36	0	0	0	:00	0.00	0.00
	November 2005	2297.28	709	:36	0	0	0	:00	0.00	0.00
	October 2005	1883.74	574	:12	0	0	0	:00	0.00	0.00
	September 2005	1925.4	589	:48	0	0	0	:00	0.00	0.00
	August 2005	2009.25	612	:12	0	0	0	:00	0.00	0.00
PO-1A-10(a) Pre-Order Response Times	July 2006	80.12	752	:24	0.1	0	0	:00	0.00	0.00
(Meet Point Inquiry) IMA Request Diagnostic	June 2006	68.73	676	:00	0	0	0	:00	0.00	0.00
	May 2006	61.14	601	:00	0	0	0	:00	0.00	0.00
	April 2006	52.69	518	:00	0	0	0	:00	0.00	0.00
	March 2006	71.46	693	:00	0.01	0	0	:00	0.00	0.00
	February 2006	104.42	678	:00	1.33	0	0	:00	0.00	0.00
	January 2006	72.15	702	:00	0	0	0	:00	0.00	0.00
	December 2005	79.09	769	:00	0	0	0	:00	0.00	0.00
	November 2005	72.53	709	:00	0	0	0	:00	0.00	0.00
	October 2005	58.78	574	:00	0	0	0	:00	0.00	0.00
	September 2005	60.24	589	:00	0	0	0	:00	0.00	0.00
	August 2005	62.54	612	:00	0	0	0	:00	0.00	0.00
PO-1A-10(b) Pre-Order Response Times	July 2006	2296.98	752	:00	0.64	0	0	:00	0.00	0.00
(Meet Point Inquiry) IMA Response	June 2006	2074.6	676	:48	0.66	0	0	:00	0.00	0.00
Diagnostic	May 2006	1813.01	601	:48	0.5	0	0	:00	0.00	0.00
	April 2006	1565.33	518	:48	0.79	0	0	:00	0.00	0.00
	March 2006	2082.85	693	:24	0.51	0	0	:00	0.00	0.00
	February 2006	2087.64	678	:12	1.25	0	0	:00	0.00	0.00
	January 2006	2193.37	702	:48	0.44	0	0	:00	0.00	0.00
	December 2005	2414.89	769	:36	0.53	0	0	:00	0.00	0.00
	November 2005	2224.75	709	:36	0.39	0	0	:00	0.00	0.00
	October 2005	1824.96	574	:12	0.36	0	0	:00	0.00	0.00
	September 2005	1865.16	589	:48	0.37	0	0	:00	0.00	0.00
	August 2005	1946.71	612	:12	0.35	0	0	:00	0.00	0.00
PO-1A-2 Total Pre-Order Response Times	July 2006	46720.39	6403	:00	0	0	0	:00	0.00	0.00
(Service Availability) IMA Aggregate	June 2006	31852.94	5814	:12	0	0	0	:00	0.00	0.00
Benchmark 25	May 2006	30962.22	5694	:36	0	0	0	:00	0.00	0.00
	April 2006	26943.92	4767	:00	0	0	0	:00	0.00	0.00
	March 2006	30866.09	5823	:00	0	0	0	:00	0.00	0.00
	February 2006	30901.21	5745	:12	0	0	0	:00	0.00	0.00
	January 2006	32503.13	5983	:12	0	0	0	:00	0.00	0.00

	December 2005	20904.66	6573	:12	0	0	0	:00	0.00	0.00	
	November 2005	20444.18	6239	:12	0	0	0	:00	0.00	0.00	
	October 2005	16187.91	4820	:24	0	0	0	:00	0.00	0.00	
	September 2005	17336.23	5156	:24	0	0	0	:00	0.00	0.00	
	August 2005	18766.02	5351	:24	0	0	0	:00	0.00	0.00	
PO-1A-2(a) Pre-Order Response Times (Service Availability) IMA Request Diagnostic	July 2006	650.55	6403	:00	0.01	0	0	:00	0.00	0.00	
	June 2006	596.88	5814	:00	0.01	0	0	:00	0.00	0.00	
	May 2006	581.91	5694	:00	0.01	0	0	:00	0.00	0.00	
	April 2006	492.85	4767	:00	0.01	0	0	:00	0.00	0.00	
	March 2006	602.87	5823	:00	0.01	0	0	:00	0.00	0.00	
	February 2006	787.15	5745	:36	0.88	0	0	:00	0.00	0.00	
	January 2006	623.31	5983	:00	0.01	0	0	:00	0.00	0.00	
	December 2005	690.35	6573	:24	0.01	0	0	:00	0.00	0.00	
	November 2005	657.39	6239	:24	0.01	0	0	:00	0.00	0.00	
	October 2005	492.48	4820	:00	0	0	0	:00	0.00	0.00	
	September 2005	526.08	5156	:00	0	0	0	:00	0.00	0.00	
	August 2005	545.28	5351	:00	0	0	0	:00	0.00	0.00	
	PO-1A-2(b) Pre-Order Response Times (Service Availability) IMA Response Diagnostic	July 2006	46069.84	6403	:00	3.48	0	0	:00	0.00	0.00
		June 2006	31256.06	5814	:12	3.98	0	0	:00	0.00	0.00
May 2006		30380.31	5694	:36	3.96	0	0	:00	0.00	0.00	
April 2006		26451.07	4767	:00	4.18	0	0	:00	0.00	0.00	
March 2006		30263.22	5823	:00	3.93	0	0	:00	0.00	0.00	
February 2006		30114.06	5745	:36	3.92	0	0	:00	0.00	0.00	
January 2006		31879.82	5983	:12	3.87	0	0	:00	0.00	0.00	
December 2005		20214.31	6573	:12	3.78	0	0	:00	0.00	0.00	
November 2005		19786.79	6239	:48	3.82	0	0	:00	0.00	0.00	
October 2005		15695.43	4820	:24	4.08	0	0	:00	0.00	0.00	
September 2005		16810.15	5156	:24	3.99	0	0	:00	0.00	0.00	
August 2005		18220.74	5351	:24	4.46	0	0	:00	0.00	0.00	
PO-1A-3 Total Pre-Order Response Times (Facility Check) IMA Aggregate Benchmark 25		July 2006	7070.83	1417	:36	0	0	0	:00	0.00	0.00
		June 2006	6806.04	1319	:24	0	0	0	:00	0.00	0.00
	May 2006	6447.8	1252	:00	0	0	0	:00	0.00	0.00	
	April 2006	5196.24	1031	:36	0	0	0	:00	0.00	0.00	
	March 2006	6502.67	1319	:12	0	0	0	:00	0.00	0.00	
	February 2006	6300.66	1214	:36	0	0	0	:00	0.00	0.00	
	January 2006	6635	1327	:00	0	0	0	:00	0.00	0.00	
	December 2005	7227.5	1475	:00	0	0	0	:00	0.00	0.00	
	November 2005	6998.19	1437	:48	0	0	0	:00	0.00	0.00	
	October 2005	5433.93	1047	:36	0	0	0	:00	0.00	0.00	
	September 2005	5783.29	1069	:24	0	0	0	:00	0.00	0.00	
	August 2005	6727.6	1210	:24	0	0	0	:00	0.00	0.00	
	PO-1A-3(a) Pre-Order Response Times (Facility Check) IMA Request Diagnostic	July 2006	141.7	1417	:00	0.01	0	0	:00	0.00	0.00
		June 2006	131.9	1319	:00	0.01	0	0	:00	0.00	0.00
May 2006		125.2	1252	:00	0.01	0	0	:00	0.00	0.00	
April 2006		103.1	1031	:00	0.01	0	0	:00	0.00	0.00	
March 2006		131.9	1319	:00	0.01	0	0	:00	0.00	0.00	
February 2006		254.94	1214	:24	1.29	0	0	:00	0.00	0.00	
January 2006		132.7	1327	:00	0	0	0	:00	0.00	0.00	
December 2005		147.5	1475	:00	0	0	0	:00	0.00	0.00	
November 2005		143.7	1437	:00	0	0	0	:00	0.00	0.00	
October 2005		104.7	1047	:00	0.01	0	0	:00	0.00	0.00	
September 2005		106.9	1069	:00	0.01	0	0	:00	0.00	0.00	
August 2005		121	1210	:00	0.01	0	0	:00	0.00	0.00	

PO-1A-3(b) Pre-Order Response Times (Facility Check) IMA Response Diagnostic	July 2006	6929.13	1417	:36	1.54	0	0	:00	0.00	0.00
	June 2006	6674.14	1319	:24	1.82	0	0	:00	0.00	0.00
	May 2006	6322.6	1252	:00	1.76	0	0	:00	0.00	0.00
	April 2006	5093.14	1031	:36	1.7	0	0	:00	0.00	0.00
	March 2006	6370.77	1319	:12	1.73	0	0	:00	0.00	0.00
	February 2006	6045.72	1214	:12	1.99	0	0	:00	0.00	0.00
	January 2006	6502.3	1327	:00	1.61	0	0	:00	0.00	0.00
	December 2005	7080	1475	:00	2.4	0	0	:00	0.00	0.00
	November 2005	6854.49	1437	:48	1.47	0	0	:00	0.00	0.00
	October 2005	5329.23	1047	:36	1.74	0	0	:00	0.00	0.00
	September 2005	5676.39	1069	:24	2.53	0	0	:00	0.00	0.00
	August 2005	6606.6	1210	:24	2.1	0	0	:00	0.00	0.00
	PO-1A-4 Total Pre-Order Response Times (Address Validation) IMA Aggregate Benchmark 10	July 2006	35115.7	9723	:24	0	0	0	:00	0.00
June 2006		32668.69	9024	:48	0	0	0	:00	0.00	0.00
May 2006		30857.86	8561	:00	0	0	0	:00	0.00	0.00
April 2006		25368.81	7189	:12	0	0	0	:00	0.00	0.00
March 2006		31016.34	8821	:48	0	0	0	:00	0.00	0.00
February 2006		32079.41	8796	:00	0	0	0	:00	0.00	0.00
January 2006		33408.15	9161	:00	0	0	0	:00	0.00	0.00
December 2005		36678.53	10057	:00	0	0	0	:00	0.00	0.00
November 2005		35039.19	9495	:36	0	0	0	:00	0.00	0.00
October 2005		24744.5	6883	:00	0	0	0	:00	0.00	0.00
September 2005		28869.47	8249	:00	0	0	0	:00	0.00	0.00
August 2005		30475.99	8533	:48	0	0	0	:00	0.00	0.00
PO-1A-4(a) Pre-Order Response Times (Address Validation) IMA Request Diagnostic		July 2006	2254.81	9723	:12	0.04	0	0	:00	0.00
	June 2006	2094.8	9024	:12	0.02	0	0	:00	0.00	0.00
	May 2006	1976.51	8561	:12	0.02	0	0	:00	0.00	0.00
	April 2006	1674.32	7189	:12	0.02	0	0	:00	0.00	0.00
	March 2006	2571.72	8821	:36	0.27	0	0	:00	0.00	0.00
	February 2006	2911.94	8796	:12	1.67	0	0	:00	0.00	0.00
	January 2006	2743.43	9161	:00	0.29	0	0	:00	0.00	0.00
	December 2005	2977	10057	:00	0.29	0	0	:00	0.00	0.00
	November 2005	2825.39	9495	:00	0.28	0	0	:00	0.00	0.00
	October 2005	2027.57	6883	:36	0.21	0	0	:00	0.00	0.00
	September 2005	2431.7	8249	:36	0.3	0	0	:00	0.00	0.00
	August 2005	2528.84	8533	:00	0.31	0	0	:00	0.00	0.00
	PO-1A-4(b) Pre-Order Response Times (Address Validation) IMA Response Diagnostic	July 2006	32860.89	9723	:12	0.89	0	0	:00	0.00
June 2006		30573.89	9024	:36	0.99	0	0	:00	0.00	0.00
May 2006		28881.35	8561	:48	0.91	0	0	:00	0.00	0.00
April 2006		23694.49	7189	:00	0.88	0	0	:00	0.00	0.00
March 2006		28444.62	8821	:48	1.21	0	0	:00	0.00	0.00
February 2006		29167.47	8796	:48	3.4	0	0	:00	0.00	0.00
January 2006		30664.72	9161	:00	1.2	0	0	:00	0.00	0.00
December 2005		33701.53	10057	:00	1.59	0	0	:00	0.00	0.00
November 2005		32213.8	9495	:36	1.47	0	0	:00	0.00	0.00
October 2005		22716.93	6883	:00	0.87	0	0	:00	0.00	0.00
September 2005		26437.77	8249	:00	1.11	0	0	:00	0.00	0.00
August 2005		27947.15	8533	:12	1.16	0	0	:00	0.00	0.00
PO-1A-5 Total Pre-Order Response Times (Get CSR) IMA Aggregate Benchmark 12.5		July 2006	4867.36	1390	:00	0	0	0	:00	0.00
	June 2006	4471.03	1292	:24	0	0	0	:00	0.00	0.00
	May 2006	4315.49	1232	:00	0	0	0	:00	0.00	0.00
	April 2006	3580.31	1031	:48	0	0	0	:00	0.00	0.00
	March 2006	4054.13	1294	:12	0	0	0	:00	0.00	0.00

	February 2006	4155.86	1230	:12	0	0	0	:00	0.00	0.00
	January 2006	4155.31	1314	:24	0	0	0	:00	0.00	0.00
	December 2005	4587.92	1446	:48	0	0	0	:00	0.00	0.00
	November 2005	4413.08	1423	:00	0	0	0	:00	0.00	0.00
	October 2005	3461.57	1042	:48	0	0	0	:00	0.00	0.00
	September 2005	3678.04	1059	:48	0	0	0	:00	0.00	0.00
	August 2005	4307.51	1197	:00	0	0	0	:00	0.00	0.00
PO-1A-5(a) Pre-Order Response Times (Get CSR) IMA Request Diagnostic	July 2006	142.87	1390	:00	0.01	0	0	:00	0.00	0.00
	June 2006	132.85	1292	:00	0.01	0	0	:00	0.00	0.00
	May 2006	125.91	1232	:00	0.01	0	0	:00	0.00	0.00
	April 2006	105.95	1031	:00	0.01	0	0	:00	0.00	0.00
	March 2006	134.75	1294	:00	0.01	0	0	:00	0.00	0.00
	February 2006	325.36	1230	:24	1.28	0	0	:00	0.00	0.00
	January 2006	137.23	1314	:00	0.01	0	0	:00	0.00	0.00
	December 2005	150.63	1446	:00	0.01	0	0	:00	0.00	0.00
	November 2005	149.52	1423	:24	0.01	0	0	:00	0.00	0.00
	October 2005	107.55	1042	:00	0.01	0	0	:00	0.00	0.00
	September 2005	108.37	1059	:00	0.01	0	0	:00	0.00	0.00
	August 2005	121.9	1197	:00	0	0	0	:00	0.00	0.00
PO-1A-5(b) Pre-Order Response Times (Get CSR) IMA Response Diagnostic	July 2006	4724.49	1390	:00	5.56	0	0	:00	0.00	0.00
	June 2006	4338.18	1292	:24	6.57	0	0	:00	0.00	0.00
	May 2006	4189.58	1232	:00	6.92	0	0	:00	0.00	0.00
	April 2006	3474.36	1031	:48	6.45	0	0	:00	0.00	0.00
	March 2006	3919.38	1294	:12	5.91	0	0	:00	0.00	0.00
	February 2006	3830.5	1230	:24	5.79	0	0	:00	0.00	0.00
	January 2006	4018.08	1314	:24	5.55	0	0	:00	0.00	0.00
	December 2005	4437.29	1446	:48	5.7	0	0	:00	0.00	0.00
	November 2005	4263.56	1423	:00	5.43	0	0	:00	0.00	0.00
	October 2005	3354.02	1042	:48	5.72	0	0	:00	0.00	0.00
	September 2005	3569.67	1059	:48	6.56	0	0	:00	0.00	0.00
	August 2005	4185.61	1197	:00	6.71	0	0	:00	0.00	0.00
PO-1A-6 Total Pre-Order Response Times (TN Reservation) IMA Aggregate Benchmark 10	July 2006	8392.18	2257	:48	0	0	0	:00	0.00	0.00
	June 2006	7031.04	2035	:24	0	0	0	:00	0.00	0.00
	May 2006	6728.94	1979	:00	0	0	0	:00	0.00	0.00
	April 2006	5523.52	1618	:24	0	0	0	:00	0.00	0.00
	March 2006	6443.3	2045	:00	0	0	0	:00	0.00	0.00
	February 2006	6043.18	1906	:48	0	0	0	:00	0.00	0.00
	January 2006	6771.91	2043	:24	0	0	0	:00	0.00	0.00
	December 2005	7381.75	2281	:36	0	0	0	:00	0.00	0.00
	November 2005	7130.49	2206	:12	0	0	0	:00	0.00	0.00
	October 2005	5571.92	1631	:48	0	0	0	:00	0.00	0.00
	September 2005	5799.37	1706	:00	0	0	0	:00	0.00	0.00
	August 2005	6316.08	1887	:00	0	0	0	:00	0.00	0.00
PO-1A-6(a) Pre-Order Response Times (TN Reservation) IMA Request Diagnostic	July 2006	251.99	2257	:24	0.01	0	0	:00	0.00	0.00
	June 2006	205.34	2035	:00	0.01	0	0	:00	0.00	0.00
	May 2006	198.57	1979	:00	0.01	0	0	:00	0.00	0.00
	April 2006	161.8	1618	:00	0.01	0	0	:00	0.00	0.00
	March 2006	194.27	2045	:36	0.01	0	0	:00	0.00	0.00
	February 2006	346.48	1906	:12	1.21	0	0	:00	0.00	0.00
	January 2006	192.95	2043	:36	0.01	0	0	:00	0.00	0.00
	December 2005	215.93	2281	:36	0.01	0	0	:00	0.00	0.00
	November 2005	208.49	2206	:36	0.01	0	0	:00	0.00	0.00
	October 2005	159.67	1631	:00	0.01	0	0	:00	0.00	0.00

	September 2005	169.99	1706	:00	0.01	0	0	:00	0.00	0.00
	August 2005	188.65	1887	:00	0.01	0	0	:00	0.00	0.00
PO-1A-6(b) Pre-Order Response Times	July 2006	6741.65	2257	:36	0.84	0	0	:00	0.00	0.00
(TN Reservation) IMA Response Diagnostic	June 2006	5690.62	2035	:00	0.88	0	0	:00	0.00	0.00
	May 2006	5426.14	1979	:36	0.86	0	0	:00	0.00	0.00
	April 2006	4460.6	1618	:24	0.85	0	0	:00	0.00	0.00
	March 2006	5120.62	2045	:00	0.69	0	0	:00	0.00	0.00
	February 2006	4642.42	1906	:36	0.65	0	0	:00	0.00	0.00
	January 2006	5265.57	2043	:12	0.72	0	0	:00	0.00	0.00
	December 2005	5696.85	2281	:00	0.68	0	0	:00	0.00	0.00
	November 2005	5529.11	2206	:24	0.72	0	0	:00	0.00	0.00
	October 2005	4408.95	1631	:00	0.78	0	0	:00	0.00	0.00
	September 2005	4620.48	1706	:24	0.77	0	0	:00	0.00	0.00
	August 2005	5029.95	1887	:48	0.84	0	0	:00	0.00	0.00
PO-1A-6(c) Pre-Order Response Times (TN Reservation) IMA Accept Diagnostic	July 2006	1398.54	2257	:48	0.08	0	0	:00	0.00	0.00
	June 2006	1135.08	2035	:24	0.09	0	0	:00	0.00	0.00
	May 2006	1104.23	1979	:24	0.09	0	0	:00	0.00	0.00
	April 2006	901.12	1618	:24	0.09	0	0	:00	0.00	0.00
	March 2006	1128.41	2045	:00	0.08	0	0	:00	0.00	0.00
	February 2006	1054.28	1906	:00	0.08	0	0	:00	0.00	0.00
	January 2006	1313.39	2043	:36	0.16	0	0	:00	0.00	0.00
	December 2005	1468.97	2281	:36	0.16	0	0	:00	0.00	0.00
	November 2005	1392.89	2206	:12	0.14	0	0	:00	0.00	0.00
	October 2005	1003.3	1631	:48	0.12	0	0	:00	0.00	0.00
	September 2005	1008.9	1706	:36	0.13	0	0	:00	0.00	0.00
	August 2005	1097.48	1887	:12	0.1	0	0	:00	0.00	0.00
PO-1A-7 Total Pre-Order Response Times (Loop Qualification Tools) IMA Aggregate Benchmark 20	July 2006	64334.87	8654	:12	0	0	0	:00	0.00	0.00
	June 2006	80417.45	7707	:12	0	0	0	:00	0.00	0.00
	May 2006	57572.18	6849	:24	0	0	0	:00	0.00	0.00
	April 2006	43355.11	6159	:36	0	0	0	:00	0.00	0.00
	March 2006	52719.04	7545	:36	0	0	0	:00	0.00	0.00
	February 2006	53046.17	7667	:48	0	0	0	:00	0.00	0.00
	January 2006	53502.89	7875	:36	0	0	0	:00	0.00	0.00
	December 2005	47187.24	8678	:36	0	0	0	:00	0.00	0.00
	November 2005	48459.77	8164	:36	0	0	0	:00	0.00	0.00
	October 2005	38980.3	6400	:36	0	0	0	:00	0.00	0.00
	September 2005	51693.89	6806	:00	0	0	0	:00	0.00	0.00
	August 2005	44586.26	7148	:36	0	0	0	:00	0.00	0.00
PO-1A-7(a) Pre-Order Response Times (Loop Qualification Tools) IMA Request Diagnostic	July 2006	1361.73	8654	:24	0.05	0	0	:00	0.00	0.00
	June 2006	1399.24	7707	:12	0.05	0	0	:00	0.00	0.00
	May 2006	1242.04	6849	:12	0.05	0	0	:00	0.00	0.00
	April 2006	1124.27	6159	:12	0.07	0	0	:00	0.00	0.00
	March 2006	1377.73	7545	:12	0.05	0	0	:00	0.00	0.00
	February 2006	1516.69	7667	:00	1.34	0	0	:00	0.00	0.00
	January 2006	1436.84	7875	:12	0.05	0	0	:00	0.00	0.00
	December 2005	1742.18	8678	:00	0.05	0	0	:00	0.00	0.00
	November 2005	1642.23	8164	:00	0.05	0	0	:00	0.00	0.00
	October 2005	1279.4	6400	:00	0.05	0	0	:00	0.00	0.00
	September 2005	1355.94	6806	:00	0.05	0	0	:00	0.00	0.00
	August 2005	1420.79	7148	:00	0.05	0	0	:00	0.00	0.00
PO-1A-7(b) Pre-Order Response Times (Loop Qualification Tools) IMA Response Diagnostic 20	July 2006	62973.14	8654	:12	5.59	0	0	:00	0.00	0.00
	June 2006	79018.21	7707	:00	9.4	0	0	:00	0.00	0.00
	May 2006	56330.14	6843	:12	8.27	0	0	:00	0.00	0.00

	April 2006	42230.84	6159	:24	6.58	0	0	:00	0.00	0.00
	March 2006	51341.31	7545	:00	6.18	0	0	:00	0.00	0.00
	February 2006	51529.48	7667	:48	6.07	0	0	:00	0.00	0.00
	January 2006	52066.05	7875	:24	6.11	0	0	:00	0.00	0.00
	December 2005	45445.06	8678	:36	5.23	0	0	:00	0.00	0.00
	November 2005	46817.54	8164	:12	6.35	0	0	:00	0.00	0.00
	October 2005	37700.9	6400	:36	6.12	0	0	:00	0.00	0.00
	September 2005	50337.95	6806	:00	12.24	0	0	:00	0.00	0.00
	August 2005	43165.47	7148	:36	6.28	0	0	:00	0.00	0.00
PO-1A-8 Total	Pre-Order Response Times	July 2006	5151.97	761	:48	0	0	:00	0.00	0.00
(Resale of Qwest DSL Qualification) IMA	June 2006	8340.18	687	:36	0	0	0	:00	0.00	0.00
Aggregate Benchmark 20	May 2006	6438.55	560	:00	0	0	0	:00	0.00	0.00
	April 2006	3316.83	529	:48	0	0	0	:00	0.00	0.00
	March 2006	3935.16	643	:48	0	0	0	:00	0.00	0.00
	February 2006	4253.2	686	:00	0	0	0	:00	0.00	0.00
	January 2006	4060.2	670	:24	0	0	0	:00	0.00	0.00
	December 2005	4882.5	750	:24	0	0	0	:00	0.00	0.00
	November 2005	4248.3	714	:00	0	0	0	:00	0.00	0.00
	October 2005	3414.78	549	:48	0	0	0	:00	0.00	0.00
	September 2005	3771.48	593	:24	0	0	0	:00	0.00	0.00
	August 2005	4089.3	634	:00	0	0	0	:00	0.00	0.00
PO-1A-8(a)	Pre-Order Response Times	July 2006	83.71	761	:24	0.01	0	:00	0.00	0.00
(Resale of Qwest DSL Qualification) IMA	June 2006	75.57	687	:24	0.01	0	0	:00	0.00	0.00
Request Diagnostic	May 2006	61.6	560	:24	0.01	0	0	:00	0.00	0.00
	April 2006	58.19	529	:24	0.01	0	0	:00	0.00	0.00
	March 2006	70.73	643	:24	0.01	0	0	:00	0.00	0.00
	February 2006	89.18	686	:12	0.76	0	0	:00	0.00	0.00
	January 2006	73.7	670	:24	0.01	0	0	:00	0.00	0.00
	December 2005	82.5	750	:24	0.01	0	0	:00	0.00	0.00
	November 2005	78.54	714	:24	0.01	0	0	:00	0.00	0.00
	October 2005	60.39	549	:24	0.01	0	0	:00	0.00	0.00
	September 2005	65.23	593	:24	0.01	0	0	:00	0.00	0.00
	August 2005	69.74	634	:24	0.01	0	0	:00	0.00	0.00
PO-1A-8(b)	Pre-Order Response Times	July 2006	5068.26	761	:24	5.4	0	:00	0.00	0.00
(Resale of Qwest DSL Qualification) IMA	June 2006	8264.61	687	:12	11.42	0	0	:00	0.00	0.00
Response Diagnostic 20	May 2006	6376.95	555	:36	16.75	0	0	:00	0.00	0.00
	April 2006	3258.64	529	:24	2.27	0	0	:00	0.00	0.00
	March 2006	3864.43	643	:24	1.87	0	0	:00	0.00	0.00
	February 2006	4164.02	686	:48	2.53	0	0	:00	0.00	0.00
	January 2006	3986.5	670	:00	1.43	0	0	:00	0.00	0.00
	December 2005	4800	750	:00	6.17	0	0	:00	0.00	0.00
	November 2005	4169.76	714	:36	4.73	0	0	:00	0.00	0.00
	October 2005	3354.39	549	:24	1.43	0	0	:00	0.00	0.00
	September 2005	3706.25	593	:00	1.48	0	0	:00	0.00	0.00
	August 2005	4019.56	634	:36	1.51	0	0	:00	0.00	0.00
PO-1A-9 Total	Pre-Order Response Times	July 2006	5463.68	979	:12	0	0	:00	0.00	0.00
(Connecting Facility Assignment) IMA	June 2006	4723.56	859	:00	0	0	0	:00	0.00	0.00
Aggregate Benchmark 25	May 2006	5187.02	900	:24	0	0	0	:00	0.00	0.00
	April 2006	4459.15	776	:00	0	0	0	:00	0.00	0.00
	March 2006	5093.57	931	:48	0	0	0	:00	0.00	0.00
	February 2006	5241.79	891	:12	0	0	0	:00	0.00	0.00
	January 2006	5708.89	978	:36	0	0	0	:00	0.00	0.00
	December 2005	6243.67	1037	:48	0	0	0	:00	0.00	0.00

	November 2005	5889.74	974	:00	0	0	0	:00	0.00	0.00
	October 2005	4442.65	744	:48	0	0	0	:00	0.00	0.00
	September 2005	5101.07	847	:48	0	0	0	:00	0.00	0.00
	August 2005	5053.17	779	:36	0	0	0	:00	0.00	0.00
PO-1A-9(a) Pre-Order Response Times	July 2006	98.98	979	:00	0.01	0	0	:00	0.00	0.00
(Connecting Facility Assignment) IMA	June 2006	86.38	859	:00	0	0	0	:00	0.00	0.00
Request Diagnostic	May 2006	91.25	900	:00	0.01	0	0	:00	0.00	0.00
	April 2006	78.73	776	:00	0.01	0	0	:00	0.00	0.00
	March 2006	93.97	931	:00	0	0	0	:00	0.00	0.00
	February 2006	90.8	891	:00	0.01	0	0	:00	0.00	0.00
	January 2006	98.2	978	:00	0	0	0	:00	0.00	0.00
	December 2005	104.43	1037	:00	0	0	0	:00	0.00	0.00
	November 2005	97.98	974	:00	0	0	0	:00	0.00	0.00
	October 2005	74.97	744	:00	0	0	0	:00	0.00	0.00
	September 2005	85.73	847	:00	0	0	0	:00	0.00	0.00
	August 2005	79.09	779	:00	0	0	0	:00	0.00	0.00
PO-1A-9(b) Pre-Order Response Times	July 2006	5364.7	979	:12	3.15	0	0	:00	0.00	0.00
(Connecting Facility Assignment) IMA	June 2006	4637.18	859	:00	2.72	0	0	:00	0.00	0.00
Response Diagnostic	May 2006	5095.77	900	:24	4.92	0	0	:00	0.00	0.00
	April 2006	4380.42	776	:36	5.28	0	0	:00	0.00	0.00
	March 2006	4999.6	931	:48	4.04	0	0	:00	0.00	0.00
	February 2006	5150.99	891	:12	4.79	0	0	:00	0.00	0.00
	January 2006	5610.69	978	:36	3.88	0	0	:00	0.00	0.00
	December 2005	6139.24	1037	:48	5.1	0	0	:00	0.00	0.00
	November 2005	5791.76	974	:00	5.61	0	0	:00	0.00	0.00
	October 2005	4367.68	744	:48	5.2	0	0	:00	0.00	0.00
	September 2005	5015.34	847	:48	4.49	0	0	:00	0.00	0.00
	August 2005	4974.08	779	:36	7.32	0	0	:00	0.00	0.00
PO-1B-1 Pre-Order Response Times (Appt.	July 2006	18135.11	4039	:36	1.89	0	0	:00	0.00	0.00
Scheduler) EDI Request/Response	June 2006	17252.76	3948	:48	1.67	0	0	:00	0.00	0.00
Benchmark 10	May 2006	18380.88	4168	:24	1.76	0	0	:00	0.00	0.00
	April 2006	15815.1	3570	:12	1.97	0	0	:00	0.00	0.00
	March 2006	13440.05	3335	:12	1.5	0	0	:00	0.00	0.00
	February 2006	15252.72	3891	:48	1.49	0	0	:00	0.00	0.00
	January 2006	16490.28	4196	:12	1.54	0	0	:00	0.00	0.00
	December 2005	18313.95	4413	:00	1.81	0	0	:00	0.00	0.00
	November 2005	17443.14	4173	:12	1.79	0	0	:00	0.00	0.00
	October 2005	17155.46	3962	:12	1.75	0	0	:00	0.00	0.00
	September 2005	16847.43	3769	:48	2.03	0	0	:00	0.00	0.00
	August 2005	15813.06	3774	:36	1.72	0	0	:00	0.00	0.00
PO-1B-10 Pre-Order Response Times	July 2006	4740.59	1251	:36	4.04	0	0	:00	0.00	0.00
(Meet Point Inquiry) EDI Request/Response	June 2006	4564.4	1269	:00	1.43	0	0	:00	0.00	0.00
Benchmark 30	May 2006	4743.69	1320	:36	1.52	0	0	:00	0.00	0.00
	April 2006	3846.07	1054	:00	2.18	0	0	:00	0.00	0.00
	March 2006	2997.53	829	:48	1.74	0	0	:00	0.00	0.00
	February 2006	4357.12	1174	:24	3.28	0	0	:00	0.00	0.00
	January 2006	4652.61	1332	:36	0.8	0	0	:00	0.00	0.00
	December 2005	5432.02	1443	:24	1.95	0	0	:00	0.00	0.00
	November 2005	5523.43	1446	:48	1.75	0	0	:00	0.00	0.00
	October 2005	4769.6	1209	:00	1.29	0	0	:00	0.00	0.00
	September 2005	3433.76	871	:36	1.46	0	0	:00	0.00	0.00
	August 2005	2768.26	713	:12	2.04	0	0	:00	0.00	0.00
PO-1B-2 Pre-Order Response Times	July 2006	57307.12	5532	:24	5.87	0	0	:00	0.00	0.00

(Service Availability) EDI Request/Response Benchmark 25	June 2006	42821.8	5437	:12	6.37	0	0	:00	0.00	0.00
	May 2006	43107.86	5742	:24	6	0	0	:00	0.00	0.00
	April 2006	39072.51	5001	:24	6.26	0	0	:00	0.00	0.00
	March 2006	35359.02	4816	:36	5.88	0	0	:00	0.00	0.00
	February 2006	38672.36	5289	:24	5.35	0	0	:00	0.00	0.00
	January 2006	42954.68	5878	:24	5.57	0	0	:00	0.00	0.00
	December 2005	27622.5	6294	:36	5.16	0	0	:00	0.00	0.00
	November 2005	27969.2	6330	:48	5.18	0	0	:00	0.00	0.00
	October 2005	25955.97	5653	:36	5.58	0	0	:00	0.00	0.00
	September 2005	24191.81	5156	:36	5.39	0	0	:00	0.00	0.00
August 2005	24546.12	5007	:00	6.06	0	0	:00	0.00	0.00	
PO-1B-3 Pre-Order Response Times (Facility Check) EDI Request/Response Benchmark 25	July 2006	4958.16	876	:24	4.53	0	0	:00	0.00	0.00
June 2006	4525.68	872	:36	1.44	0	0	:00	0.00	0.00	
May 2006	4762.68	923	:24	1.56	0	0	:00	0.00	0.00	
April 2006	3817.1	779	:00	1.11	0	0	:00	0.00	0.00	
March 2006	3885.75	785	:00	1.34	0	0	:00	0.00	0.00	
February 2006	3936.45	815	:12	1.11	0	0	:00	0.00	0.00	
January 2006	4289.11	863	:48	1.64	0	0	:00	0.00	0.00	
December 2005	4593.3	915	:48	1.74	0	0	:00	0.00	0.00	
November 2005	4318.46	821	:24	2.28	0	0	:00	0.00	0.00	
October 2005	4455.24	822	:48	2.25	0	0	:00	0.00	0.00	
September 2005	3917.06	686	:24	3.69	0	0	:00	0.00	0.00	
August 2005	3162.74	574	:24	2.52	0	0	:00	0.00	0.00	
PO-1B-4 Pre-Order Response Times (Address Validation) EDI Request/Response Benchmark 10	July 2006	24557.45	7359	:36	8.02	0	0	:00	0.00	0.00
June 2006	24365.6	7290	:36	7.12	0	0	:00	0.00	0.00	
May 2006	24694.85	7658	:48	3.87	0	0	:00	0.00	0.00	
April 2006	21767.65	6581	:24	9.06	0	0	:00	0.00	0.00	
March 2006	20028.09	6124	:48	8.77	0	0	:00	0.00	0.00	
February 2006	23074.73	7076	:24	7.25	0	0	:00	0.00	0.00	
January 2006	23795.19	7738	:12	4.57	0	0	:00	0.00	0.00	
December 2005	25045.55	8140	:12	2.07	0	0	:00	0.00	0.00	
November 2005	25725.87	8119	:48	2.34	0	0	:00	0.00	0.00	
October 2005	21942.1	7171	:24	1.62	0	0	:00	0.00	0.00	
September 2005	18744.04	6265	:36	1.91	0	0	:00	0.00	0.00	
August 2005	17697.06	6017	:36	1.87	0	0	:00	0.00	0.00	
PO-1B-5 Pre-Order Response Times (Get CSR) EDI Request/Response Benchmark 12.5	July 2006	7978.19	2055	:12	4.07	0	0	:00	0.00	0.00
June 2006	7916.09	2076	:24	4.57	0	0	:00	0.00	0.00	
May 2006	8464.17	2206	:36	4.79	0	0	:00	0.00	0.00	
April 2006	6883.61	1864	:36	4.68	0	0	:00	0.00	0.00	
March 2006	6924.9	2004	:24	3.97	0	0	:00	0.00	0.00	
February 2006	7080.4	1999	:36	4.09	0	0	:00	0.00	0.00	
January 2006	8023.89	2225	:24	4.18	0	0	:00	0.00	0.00	
December 2005	9067.57	2408	:48	5.19	0	0	:00	0.00	0.00	
November 2005	8631.73	2285	:12	5.17	0	0	:00	0.00	0.00	
October 2005	8170.18	2101	:36	6.09	0	0	:00	0.00	0.00	
September 2005	6010.78	1539	:24	5.43	0	0	:00	0.00	0.00	
August 2005	4962.96	1180	:24	4.84	0	0	:00	0.00	0.00	
PO-1B-6 Pre-Order Response Times (TN Reservation) EDI Request/Response Benchmark 10	July 2006	9440.9	3932	:00	2.5	0	0	:00	0.00	0.00
June 2006	8119.65	3914	:48	1.66	0	0	:00	0.00	0.00	
May 2006	8890.71	4134	:00	1.56	0	0	:00	0.00	0.00	
April 2006	6887.24	3144	:36	1.61	0	0	:00	0.00	0.00	
March 2006	5321.83	1778	:36	1.66	0	0	:00	0.00	0.00	
February 2006	6092.01	2081	:12	0.75	0	0	:00	0.00	0.00	

	January 2006	6447.93	2247	:48	0.89	0	0	:00	0.00	0.00
	December 2005	7239.93	2365	:24	1.19	0	0	:00	0.00	0.00
	November 2005	6626.76	2144	:36	1.1	0	0	:00	0.00	0.00
	October 2005	6018.06	1998	:24	0.67	0	0	:00	0.00	0.00
	September 2005	5722.23	1888	:12	0.87	0	0	:00	0.00	0.00
	August 2005	5981.04	1962	:00	1.04	0	0	:00	0.00	0.00
PO-1B-7 Pre-Order Response Times (Loop Qualification Tools) EDI Request/Response Benchmark 20	July 2006	25678.25	2572	:12	13.01	0	0	:00	0.00	0.00
	June 2006	32846.34	2564	:24	13.6	0	0	:00	0.00	0.00
	May 2006	39598.64	2690	:48	17.71	0	0	:00	0.00	0.00
	April 2006	21684.03	2293	:24	11.32	0	0	:00	0.00	0.00
	March 2006	174179	19323	:24	6.62	0	0	:00	0.00	0.00
	February 2006	230463.3	27086	:24	5.57	0	0	:00	0.00	0.00
	January 2006	127083.7	14633	:12	7.65	0	0	:00	0.00	0.00
	December 2005	28808.54	4459	:24	11.28	0	0	:00	0.00	0.00
	November 2005	29100.44	4419	:36	10.89	0	0	:00	0.00	0.00
	October 2005	27009.87	3959	:48	10.63	0	0	:00	0.00	0.00
	September 2005	34994.48	4779	:48	9.55	0	0	:00	0.00	0.00
	August 2005	42421.97	6130	:48	7.93	0	0	:00	0.00	0.00
PO-1B-8 Pre-Order Response Times (Resale of Qwest DSL Qualification) EDI Request/Response Benchmark 20	July 2006	6791.4	990	:24	3.25	0	0	:00	0.00	0.00
	June 2006	11772.85	977	:00	11.79	0	0	:00	0.00	0.00
	May 2006	12807.01	941	:24	25.39	0	0	:00	0.00	0.00
	April 2006	6099.6	897	:00	3.43	0	0	:00	0.00	0.00
	March 2006	6502.31	941	:24	3.42	0	0	:00	0.00	0.00
	February 2006	8474.4	1284	:00	2.8	0	0	:00	0.00	0.00
	January 2006	10023.2	1474	:00	4.22	0	0	:00	0.00	0.00
	December 2005	10824.44	1606	:36	4.68	0	0	:00	0.00	0.00
	November 2005	11893.05	1605	:24	6.74	0	0	:00	0.00	0.00
	October 2005	11472.9	1374	:00	10.66	0	0	:00	0.00	0.00
	September 2005	7707.18	1066	:12	2.9	0	0	:00	0.00	0.00
	August 2005	6307.85	905	:48	2.98	0	0	:00	0.00	0.00
PO-1B-9 Pre-Order Response Times (Connecting Facility Assignment) EDI Request/Response Benchmark 25	July 2006	2463.91	1074	:36	3.74	0	0	:00	0.00	0.00
	June 2006	6028.93	1044	:48	6.27	0	0	:00	0.00	0.00
	May 2006	7540.79	1123	:24	4.22	0	0	:00	0.00	0.00
	April 2006	7194.51	1037	:36	4.73	0	0	:00	0.00	0.00
	March 2006	7648.48	1134	:36	3.64	0	0	:00	0.00	0.00
	February 2006	7218.22	1038	:00	5.1	0	0	:00	0.00	0.00
	January 2006	9339.43	1296	:24	6.42	0	0	:00	0.00	0.00
	December 2005	10474.95	1447	:36	4.47	0	0	:00	0.00	0.00
	November 2005	10605.6	1454	:36	6.05	0	0	:00	0.00	0.00
	October 2005	9950.1	1355	:36	6.04	0	0	:00	0.00	0.00
	September 2005	8150.2	1092	:24	6.97	0	0	:00	0.00	0.00
	August 2005	6166.87	785	:24	7.49	0	0	:00	0.00	0.00
PO-1C-1 Pre-Order Response Times (Timeout) IMA Total Benchmark 0.005	July 2006	40	35814	:35	0.0334	0	0	:00	0.00	0.00
	June 2006	36	32498	:35	0.0333	0	0	:00	0.00	0.00
	May 2006	114	30793	:20	0.0607	0	0	:00	0.00	0.00
	April 2006	43	26193	:18	0.0405	0	0	:00	0.00	0.00
	March 2006	31	32264	:26	0.031	0	0	:00	0.00	0.00
	February 2006	72	31877	:19	0.0475	0	0	:00	0.00	0.00
	January 2006	53	33269	:18	0.0399	0	0	:00	0.00	0.00
	December 2005	109	36690	:19	0.0544	0	0	:00	0.00	0.00
	November 2005	46	34709	:52	0.0364	0	0	:00	0.00	0.00
	October 2005	64	26286	:27	0.0493	0	0	:00	0.00	0.00
	September 2005	45	28797	:18	0.0395	0	0	:00	0.00	0.00

	August 2005	50	30200	:27	0.0407	0	0	:00	0.00	0.00
PO-1C-2 Pre-Order Response Times	July 2006	60	29740	:53	0.0449	0	0	:00	0.00	0.00
(Timeout) EDI Total Benchmark 0.005	June 2006	48	29439	:18	0.0404	0	0	:00	0.00	0.00
	May 2006	145	31050	:46	0.0682	0	0	:00	0.00	0.00
	April 2006	48	26268	:36	0.0427	0	0	:00	0.00	0.00
	March 2006	80	41149	:44	0.0441	0	0	:00	0.00	0.00
	February 2006	73	51806	:01	0.0375	0	0	:00	0.00	0.00
	January 2006	26	41908	:52	0.0249	0	0	:00	0.00	0.00
	December 2005	30	33520	:18	0.0299	0	0	:00	0.00	0.00
	November 2005	1	32797	:00	0.0055	0	0	:00	0.00	0.00
	October 2005	37	29641	:52	0.0353	0	0	:00	0.00	0.00
	September 2005	4	27115	:17	0.0121	0	0	:00	0.00	0.00
	August 2005	2	27049	:09	0.0086	0	0	:00	0.00	0.00
PO-1D-1 Pre-Order Response Times	July 2006	5752.5	7375	:12	1.47	0	0	:00	0.00	0.00
(Rejected Query) IMA Total Diagnostic	June 2006	5722.08	7336	:12	1.39	0	0	:00	0.00	0.00
	May 2006	4271.28	5476	:12	1.42	0	0	:00	0.00	0.00
	April 2006	4267.38	5471	:12	1.38	0	0	:00	0.00	0.00
	March 2006	3672.37	6929	:12	0.57	0	0	:00	0.00	0.00
	February 2006	3577.5	7155	:00	0.29	0	0	:00	0.00	0.00
	January 2006	3658	7316	:00	0.29	0	0	:00	0.00	0.00
	December 2005	4014	8028	:00	0.29	0	0	:00	0.00	0.00
	November 2005	3807	7614	:00	0.29	0	0	:00	0.00	0.00
	October 2005	2223.5	4447	:00	0.29	0	0	:00	0.00	0.00
	September 2005	4512	9024	:00	0.29	0	0	:00	0.00	0.00
	August 2005	4341	8682	:00	0.29	0	0	:00	0.00	0.00
PO-1D-2 Pre-Order Response Times	July 2006	16685.13	7689	:48	2.74	0	0	:00	0.00	0.00
(Rejected Query) EDI Total Diagnostic	June 2006	17426.04	7643	:12	3.29	0	0	:00	0.00	0.00
	May 2006	18707.57	8029	:12	4.17	0	0	:00	0.00	0.00
	April 2006	14898.68	6962	:36	2.64	0	0	:00	0.00	0.00
	March 2006	19222.94	7598	:12	40.07	0	0	:00	0.00	0.00
	February 2006	14412.52	7316	:48	2.49	0	0	:00	0.00	0.00
	January 2006	16463	8150	:48	2.42	0	0	:00	0.00	0.00
	December 2005	18553.5	8835	:00	2.58	0	0	:00	0.00	0.00
	November 2005	18550.08	8588	:24	2.92	0	0	:00	0.00	0.00
	October 2005	16182.14	7423	:12	3.4	0	0	:00	0.00	0.00
	September 2005	13912.8	6324	:00	2.99	0	0	:00	0.00	0.00
	August 2005	13977.12	6296	:48	3.32	0	0	:00	0.00	0.00
PO-20 Manual Service Order Accuracy	July 2006	0	0	0.00%	0	0	0	0.00%	0.00	0.00
Resale & UNE-P (POTS) Benchmark 0.97	June 2006	398	398	100.00%	0	0	0	0.00%	0.00	(0.09)
	May 2006	505	505	100.00%	0	0	0	0.00%	0.00	(0.09)
	April 2006	367	369	99.46%	0.0734	0	0	0.00%	0.00	(0.08)
	March 2006	2141	2142	99.95%	0.0216	0	0	0.00%	0.00	(0.09)
	February 2006	1891	1892	99.95%	0.023	0	0	0.00%	0.00	(0.09)
	January 2006	1800	1800	100.00%	0	0	0	0.00%	0.00	(0.09)
	December 2005	1815	1830	99.18%	0.0902	0	0	0.00%	0.00	(0.07)
	November 2005	2002	2004	99.90%	0.0316	0	0	0.00%	0.00	(0.09)
	October 2005	1706	1706	100.00%	0	0	0	0.00%	0.00	(0.09)
	September 2005	2367	2369	99.92%	0.029	0	0	0.00%	0.00	(0.09)
	August 2005	2203	2207	99.82%	0.0425	0	0	0.00%	0.00	(0.09)
PO-20 Manual Service Order Accuracy	July 2006	0	0	0.00%	0	0	0	0.00%	0.00	0.00
Unbundled Loops Benchmark 0.97	June 2006	630	633	99.53%	0.0687	0	0	0.00%	0.00	(0.08)
	May 2006	521	521	100.00%	0	0	0	0.00%	0.00	(0.09)
	April 2006	484	484	100.00%	0	0	0	0.00%	0.00	(0.09)

	March 2006	885	886	99.89%	0.0336	0	0	0.00%	0.00	(0.09)
	February 2006	638	638	100.00%	0	0	0	0.00%	0.00	(0.09)
	January 2006	979	979	100.00%	0	0	0	0.00%	0.00	(0.09)
	December 2005	716	716	100.00%	0	0	0	0.00%	0.00	(0.09)
	November 2005	792	801	98.88%	0.1054	0	0	0.00%	0.00	(0.06)
	October 2005	609	610	99.84%	0.0405	0	0	0.00%	0.00	(0.09)
	September 2005	766	766	100.00%	0	0	0	0.00%	0.00	(0.09)
	August 2005	1020	1022	99.80%	0.0442	0	0	0.00%	0.00	(0.09)
PO-20P2 Manual Service Order Accuracy	July 2006	0	0	0.00%	0	0	0	0.00%	0.00	0.00
(Phase 2) Resale & UNE-P (POTS)	June 2006	398	398	100.00%	0	0	0	0.00%	0.00	(0.13)
Benchmark 0.96	May 2006	505	505	100.00%	0	0	0	0.00%	0.00	(0.13)
	April 2006	367	369	99.46%	0.0734	0	0	0.00%	0.00	(0.11)
	March 2006	2141	2142	99.95%	0.0216	0	0	0.00%	0.00	(0.12)
	February 2006	1891	1892	99.95%	0.023	0	0	0.00%	0.00	(0.12)
	January 2006	1800	1800	100.00%	0	0	0	0.00%	0.00	(0.13)
	December 2005	1815	1830	99.18%	0.0902	0	0	0.00%	0.00	(0.10)
	November 2005	2002	2004	99.90%	0.0316	0	0	0.00%	0.00	(0.12)
	October 2005	1706	1706	100.00%	0	0	0	0.00%	0.00	(0.13)
	September 2005	2367	2369	99.92%	0.029	0	0	0.00%	0.00	(0.12)
	August 2005	2203	2207	99.82%	0.0425	0	0	0.00%	0.00	(0.12)
PO-20P2 Manual Service Order Accuracy	July 2006	0	0	0.00%	0	0	0	0.00%	0.00	0.00
(Phase 2) Unbundled Loops Benchmark	June 2006	630	633	99.53%	0.0687	0	0	0.00%	0.00	(0.11)
0.96	May 2006	521	521	100.00%	0	0	0	0.00%	0.00	(0.13)
	April 2006	484	484	100.00%	0	0	0	0.00%	0.00	(0.13)
	March 2006	885	886	99.89%	0.0336	0	0	0.00%	0.00	(0.12)
	February 2006	638	638	100.00%	0	0	0	0.00%	0.00	(0.13)
	January 2006	979	979	100.00%	0	0	0	0.00%	0.00	(0.13)
	December 2005	716	716	100.00%	0	0	0	0.00%	0.00	(0.13)
	November 2005	792	801	98.88%	0.1054	0	0	0.00%	0.00	(0.09)
	October 2005	608	610	99.67%	0.0572	0	0	0.00%	0.00	(0.11)
	September 2005	766	766	100.00%	0	0	0	0.00%	0.00	(0.13)
	August 2005	1020	1022	99.80%	0.0442	0	0	0.00%	0.00	(0.12)
PO-20P3 Manual Service Order Accuracy	July 2006	0	0	0.00%	0	0	0	0.00%	0.00	0.00
(Phase 3) Resale & UNE-P (POTS)	June 2006	398	398	100.00%	0	0	0	0.00%	0.00	(0.16)
Benchmark 0.95	May 2006	505	505	100.00%	0	0	0	0.00%	0.00	(0.16)
	April 2006	367	369	99.46%	0.0734	0	0	0.00%	0.00	(0.14)
	March 2006	2141	2142	99.95%	0.0216	0	0	0.00%	0.00	(0.16)
	February 2006	1891	1892	99.95%	0.023	0	0	0.00%	0.00	(0.16)
	January 2006	1800	1800	100.00%	0	0	0	0.00%	0.00	(0.16)
	December 2005	1815	1830	99.18%	0.0902	0	0	0.00%	0.00	(0.13)
	November 2005	2001	2004	99.85%	0.0387	0	0	0.00%	0.00	(0.15)
	October 2005	1706	1706	100.00%	0	0	0	0.00%	0.00	(0.16)
	September 2005	2367	2369	99.92%	0.029	0	0	0.00%	0.00	(0.16)
	August 2005	2203	2207	99.82%	0.0425	0	0	0.00%	0.00	(0.15)
PO-20P3 Manual Service Order Accuracy	July 2006	0	0	0.00%	0	0	0	0.00%	0.00	0.00
(Phase 3) Unbundled Loops Benchmark	June 2006	630	633	99.53%	0.0687	0	0	0.00%	0.00	(0.14)
0.95	May 2006	521	521	100.00%	0	0	0	0.00%	0.00	(0.16)
	April 2006	484	484	100.00%	0	0	0	0.00%	0.00	(0.16)
	March 2006	885	886	99.89%	0.0336	0	0	0.00%	0.00	(0.15)
	February 2006	638	638	100.00%	0	0	0	0.00%	0.00	(0.16)
	January 2006	979	979	100.00%	0	0	0	0.00%	0.00	(0.16)
	December 2005	716	716	100.00%	0	0	0	0.00%	0.00	(0.16)
	November 2005	792	801	98.88%	0.1054	0	0	0.00%	0.00	(0.12)

	October 2005	608	610	99.67%	0.0572	0	0	0.00%	0.00	(0.15)
	September 2005	766	766	100.00%	0	0	0	0.00%	0.00	(0.16)
	August 2005	1020	1022	99.80%	0.0442	0	0	0.00%	0.00	(0.15)
PO-20P4 Manual Service Order Accuracy (Phase 4) Resale & UNE-P (POTS) Benchmark 0.95	July 2006	0	0	0.00%	0	0	0	0.00%	0.00	0.00
	June 2006	398	398	100.00%	0	0	0	0.00%	0.00	(0.16)
	May 2006	505	505	100.00%	0	0	0	0.00%	0.00	(0.16)
	April 2006	366	369	99.19%	0.0898	0	0	0.00%	0.00	(0.13)
	March 2006	2141	2142	99.95%	0.0216	0	0	0.00%	0.00	(0.16)
	February 2006	1890	1892	99.89%	0.0325	0	0	0.00%	0.00	(0.15)
	January 2006	1798	1800	99.89%	0.0333	0	0	0.00%	0.00	(0.15)
	December 2005	1813	1830	99.07%	0.0959	0	0	0.00%	0.00	(0.13)
	November 2005	2000	2004	99.80%	0.0446	0	0	0.00%	0.00	(0.15)
	October 2005	1704	1706	99.88%	0.0342	0	0	0.00%	0.00	(0.15)
	September 2005	2365	2369	99.83%	0.0411	0	0	0.00%	0.00	(0.15)
	August 2005	2201	2207	99.73%	0.0521	0	0	0.00%	0.00	(0.15)
PO-20P4 Manual Service Order Accuracy (Phase 4) Unbundled Loops Benchmark 0.95	July 2006	0	0	0.00%	0	0	0	0.00%	0.00	0.00
	June 2006	629	633	99.37%	0.0792	0	0	0.00%	0.00	(0.14)
	May 2006	521	521	100.00%	0	0	0	0.00%	0.00	(0.16)
	April 2006	483	484	99.79%	0.0454	0	0	0.00%	0.00	(0.15)
	March 2006	883	886	99.66%	0.0581	0	0	0.00%	0.00	(0.15)
	February 2006	636	638	99.69%	0.0559	0	0	0.00%	0.00	(0.15)
	January 2006	969	979	98.98%	0.1005	0	0	0.00%	0.00	(0.13)
	December 2005	716	716	100.00%	0	0	0	0.00%	0.00	(0.16)
	November 2005	792	801	98.88%	0.1054	0	0	0.00%	0.00	(0.12)
	October 2005	608	610	99.67%	0.0572	0	0	0.00%	0.00	(0.15)
	September 2005	765	766	99.87%	0.0361	0	0	0.00%	0.00	(0.15)
	August 2005	1018	1022	99.61%	0.0624	0	0	0.00%	0.00	(0.15)
PO-2A-1 Electronic Flow-through for LSRs Received via IMA LNP Diagnostic	July 2006	434	627	69.22%	0.4616	0	0	0.00%	0.00	0.00
	June 2006	633	881	71.85%	0.4497	0	0	0.00%	0.00	0.00
	May 2006	442	661	66.87%	0.4707	0	0	0.00%	0.00	0.00
	April 2006	385	575	66.96%	0.4704	0	0	0.00%	0.00	0.00
	March 2006	337	561	60.07%	0.4898	0	0	0.00%	0.00	0.00
	February 2006	690	897	76.92%	0.4213	0	0	0.00%	0.00	0.00
	January 2006	897	1177	76.21%	0.4258	0	0	0.00%	0.00	0.00
	December 2005	674	1002	67.27%	0.4692	0	0	0.00%	0.00	0.00
	November 2005	607	824	73.67%	0.4405	0	0	0.00%	0.00	0.00
	October 2005	642	867	74.05%	0.4384	0	0	0.00%	0.00	0.00
	September 2005	612	886	69.07%	0.4622	0	0	0.00%	0.00	0.00
	August 2005	632	910	69.45%	0.4606	0	0	0.00%	0.00	0.00
PO-2A-1 Electronic Flow-through for LSRs Received via IMA Resale Aggregate W/O UNE-P-POTS Diagnostic	July 2006	1299	1772	73.31%	0.4424	0	0	0.00%	0.00	0.00
	June 2006	1506	2101	71.68%	0.4506	0	0	0.00%	0.00	0.00
	May 2006	1822	2578	70.67%	0.4553	0	0	0.00%	0.00	0.00
	April 2006	1535	2241	68.50%	0.4645	0	0	0.00%	0.00	0.00
	March 2006	741	3157	23.47%	0.4238	0	0	0.00%	0.00	0.00
	February 2006	396	2448	16.18%	0.3682	0	0	0.00%	0.00	0.00
	January 2006	426	2636	16.16%	0.3681	0	0	0.00%	0.00	0.00
	December 2005	366	2474	14.79%	0.355	0	0	0.00%	0.00	0.00
	November 2005	364	2579	14.11%	0.3482	0	0	0.00%	0.00	0.00
	October 2005	379	2857	13.27%	0.3392	0	0	0.00%	0.00	0.00
	September 2005	408	3076	13.26%	0.3392	0	0	0.00%	0.00	0.00
	August 2005	392	3354	11.69%	0.3213	0	0	0.00%	0.00	0.00
PO-2A-1 Electronic Flow-through for LSRs Received via IMA Unbundled Loop	July 2006	455	886	51.35%	0.4998	0	0	0.00%	0.00	0.00
	June 2006	521	930	56.02%	0.4964	0	0	0.00%	0.00	0.00

Aggregate Diagnostic	May 2006	565	905	62.43%	0.4843	0	0	0.00%	0.00	0.00
	April 2006	543	918	59.15%	0.4916	0	0	0.00%	0.00	0.00
	March 2006	630	1095	57.53%	0.4943	0	0	0.00%	0.00	0.00
	February 2006	620	967	64.12%	0.4797	0	0	0.00%	0.00	0.00
	January 2006	803	1308	61.39%	0.4869	0	0	0.00%	0.00	0.00
	December 2005	638	1146	55.67%	0.4968	0	0	0.00%	0.00	0.00
	November 2005	651	1199	54.30%	0.4982	0	0	0.00%	0.00	0.00
	October 2005	667	1206	55.31%	0.4972	0	0	0.00%	0.00	0.00
	September 2005	575	1037	55.45%	0.497	0	0	0.00%	0.00	0.00
	August 2005	680	1269	53.59%	0.4987	0	0	0.00%	0.00	0.00
PO-2A-1 Electronic Flow-through for LSRs	July 2006	0	0	0.00%	0	0	0	0.00%	0.00	0.00
Received via IMA UNE - P (POTS)	June 2006	0	0	0.00%	0	0	0	0.00%	0.00	0.00
Diagnostic	May 2006	0	0	0.00%	0	0	0	0.00%	0.00	0.00
	April 2006	0	0	0.00%	0	0	0	0.00%	0.00	0.00
	March 2006	0	0	0.00%	0	0	0	0.00%	0.00	0.00
	February 2006	0	0	0.00%	0	0	0	0.00%	0.00	0.00
	January 2006	0	0	0.00%	0	0	0	0.00%	0.00	0.00
	December 2005	0	0	0.00%	0	0	0	0.00%	0.00	0.00
	November 2005	0	0	0.00%	0	0	0	0.00%	0.00	0.00
	October 2005	0	0	0.00%	0	0	0	0.00%	0.00	0.00
	September 2005	438	471	92.99%	0.2553	0	0	0.00%	0.00	0.00
	August 2005	99	103	96.12%	0.1932	0	0	0.00%	0.00	0.00
PO-2A-1 Electronic Flow-through for LSRs	July 2006	0	0	0.00%	0	0	0	0.00%	0.00	0.00
Received via IMA UNE P (POTS AGG)	June 2006	21	22	95.45%	0.2083	0	0	0.00%	0.00	0.00
Diagnostic	May 2006	33	34	97.06%	0.169	0	0	0.00%	0.00	0.00
	April 2006	19	22	86.36%	0.3432	0	0	0.00%	0.00	0.00
	March 2006	22	24	91.67%	0.2764	0	0	0.00%	0.00	0.00
	February 2006	55	66	83.33%	0.3727	0	0	0.00%	0.00	0.00
	January 2006	62	65	95.38%	0.2098	0	0	0.00%	0.00	0.00
	December 2005	100	106	94.34%	0.2311	0	0	0.00%	0.00	0.00
	November 2005	67	83	80.72%	0.3945	0	0	0.00%	0.00	0.00
	October 2005	173	191	90.58%	0.2922	0	0	0.00%	0.00	0.00
	September 2005	438	471	92.99%	0.2553	0	0	0.00%	0.00	0.00
	August 2005	99	103	96.12%	0.1932	0	0	0.00%	0.00	0.00
PO-2A-2 Electronic Flow-through for LSRs	July 2006	0	0	0.00%	0	0	0	0.00%	0.00	0.00
Received via EDI Line Sharing Diagnostic	June 2006	2	3	66.67%	0.4714	0	0	0.00%	0.00	0.00
	May 2006	1	2	50.00%	0.5	0	0	0.00%	0.00	0.00
	April 2006	10	13	76.92%	0.4213	0	0	0.00%	0.00	0.00
	March 2006	33	39	84.62%	0.3608	0	0	0.00%	0.00	0.00
	February 2006	1	2	50.00%	0.5	0	0	0.00%	0.00	0.00
	January 2006	2	3	66.67%	0.4714	0	0	0.00%	0.00	0.00
	December 2005	5	5	100.00%	0	0	0	0.00%	0.00	0.00
	November 2005	3	4	75.00%	0.433	0	0	0.00%	0.00	0.00
	October 2005	0	0	0.00%	0	0	0	0.00%	0.00	0.00
	September 2005	0	0	0.00%	0	0	0	0.00%	0.00	0.00
	August 2005	4	4	100.00%	0	0	0	0.00%	0.00	0.00
PO-2A-2 Electronic Flow-through for LSRs	July 2006	6039	7396	81.65%	0.3871	0	0	0.00%	0.00	0.00
Received via EDI LNP Diagnostic	June 2006	7793	9121	85.44%	0.3527	0	0	0.00%	0.00	0.00
	May 2006	6031	6995	86.22%	0.3447	0	0	0.00%	0.00	0.00
	April 2006	4131	4913	84.08%	0.3658	0	0	0.00%	0.00	0.00
	March 2006	4342	5176	83.89%	0.3676	0	0	0.00%	0.00	0.00
	February 2006	4206	4953	84.92%	0.3579	0	0	0.00%	0.00	0.00
	January 2006	3823	4484	85.26%	0.3545	0	0	0.00%	0.00	0.00

	December 2005	3346	4000	83.65%	0.3698	0	0	0.00%	0.00	0.00
	November 2005	3246	3840	84.53%	0.3616	0	0	0.00%	0.00	0.00
	October 2005	2402	2786	86.22%	0.3447	0	0	0.00%	0.00	0.00
	September 2005	938	1232	76.14%	0.4262	0	0	0.00%	0.00	0.00
	August 2005	928	1209	76.76%	0.4224	0	0	0.00%	0.00	0.00
PO-2A-2 Electronic Flow-through for LSRs	July 2006	6	6	100.00%	0	0	0	0.00%	0.00	0.00
Received via EDI Resale Aggregate W/O	June 2006	2	4	50.00%	0.5	0	0	0.00%	0.00	0.00
UNE-P-POTS Diagnostic	May 2006	3	4	75.00%	0.433	0	0	0.00%	0.00	0.00
	April 2006	5	5	100.00%	0	0	0	0.00%	0.00	0.00
	March 2006	9	12	75.00%	0.433	0	0	0.00%	0.00	0.00
	February 2006	6	7	85.71%	0.3499	0	0	0.00%	0.00	0.00
	January 2006	10	14	71.43%	0.4518	0	0	0.00%	0.00	0.00
	December 2005	8	8	100.00%	0	0	0	0.00%	0.00	0.00
	November 2005	9	14	64.29%	0.4792	0	0	0.00%	0.00	0.00
	October 2005	10	11	90.91%	0.2875	0	0	0.00%	0.00	0.00
	September 2005	10	11	90.91%	0.2875	0	0	0.00%	0.00	0.00
	August 2005	18	20	90.00%	0.3	0	0	0.00%	0.00	0.00
PO-2A-2 Electronic Flow-through for LSRs	July 2006	1727	2242	77.03%	0.4206	0	0	0.00%	0.00	0.00
Received via EDI Unbundled Loop	June 2006	2258	2829	79.82%	0.4014	0	0	0.00%	0.00	0.00
Aggregate Diagnostic	May 2006	2256	2811	80.26%	0.3981	0	0	0.00%	0.00	0.00
	April 2006	1456	2010	72.44%	0.4468	0	0	0.00%	0.00	0.00
	March 2006	1887	2449	77.05%	0.4205	0	0	0.00%	0.00	0.00
	February 2006	1694	2130	79.53%	0.4035	0	0	0.00%	0.00	0.00
	January 2006	1366	1831	74.60%	0.4353	0	0	0.00%	0.00	0.00
	December 2005	1419	1831	77.50%	0.4176	0	0	0.00%	0.00	0.00
	November 2005	1586	2101	75.49%	0.4302	0	0	0.00%	0.00	0.00
	October 2005	1837	2755	66.68%	0.4714	0	0	0.00%	0.00	0.00
	September 2005	1546	2147	72.01%	0.449	0	0	0.00%	0.00	0.00
	August 2005	1554	2162	71.88%	0.4496	0	0	0.00%	0.00	0.00
PO-2A-2 Electronic Flow-through for LSRs	July 2006	0	0	0.00%	0	0	0	0.00%	0.00	0.00
Received via EDI UNE - P (POTS)	June 2006	0	0	0.00%	0	0	0	0.00%	0.00	0.00
Diagnostic	May 2006	0	0	0.00%	0	0	0	0.00%	0.00	0.00
	April 2006	0	0	0.00%	0	0	0	0.00%	0.00	0.00
	March 2006	0	0	0.00%	0	0	0	0.00%	0.00	0.00
	February 2006	0	0	0.00%	0	0	0	0.00%	0.00	0.00
	January 2006	0	0	0.00%	0	0	0	0.00%	0.00	0.00
	December 2005	0	0	0.00%	0	0	0	0.00%	0.00	0.00
	November 2005	0	0	0.00%	0	0	0	0.00%	0.00	0.00
	October 2005	0	0	0.00%	0	0	0	0.00%	0.00	0.00
	September 2005	75	75	100.00%	0	0	0	0.00%	0.00	0.00
	August 2005	142	149	95.30%	0.2116	0	0	0.00%	0.00	0.00
PO-2A-2 Electronic Flow-through for LSRs	July 2006	0	0	0.00%	0	0	0	0.00%	0.00	0.00
Received via EDI UNE P (POTS AGG)	June 2006	2	2	100.00%	0	0	0	0.00%	0.00	0.00
Diagnostic	May 2006	0	0	0.00%	0	0	0	0.00%	0.00	0.00
	April 2006	6	6	100.00%	0	0	0	0.00%	0.00	0.00
	March 2006	0	0	0.00%	0	0	0	0.00%	0.00	0.00
	February 2006	2	2	100.00%	0	0	0	0.00%	0.00	0.00
	January 2006	24	24	100.00%	0	0	0	0.00%	0.00	0.00
	December 2005	184	289	63.67%	0.481	0	0	0.00%	0.00	0.00
	November 2005	27	29	93.10%	0.2534	0	0	0.00%	0.00	0.00
	October 2005	33	36	91.67%	0.2764	0	0	0.00%	0.00	0.00
	September 2005	75	75	100.00%	0	0	0	0.00%	0.00	0.00
	August 2005	142	149	95.30%	0.2116	0	0	0.00%	0.00	0.00

PO-2B-1 Electronic Flow-through for All Eligible LSRs Received via IMA LNP Benchmark 0.95	July 2006	434	450	96.44%	0.1852	0	0	0.00%	0.00	(0.05)	
	June 2006	633	648	97.69%	0.1504	0	0	0.00%	0.00	(0.08)	
	May 2006	442	458	96.51%	0.1836	0	0	0.00%	0.00	(0.05)	
	April 2006	385	396	97.22%	0.1643	0	0	0.00%	0.00	(0.07)	
	March 2006	337	349	96.56%	0.1822	0	0	0.00%	0.00	(0.05)	
	February 2006	690	700	98.57%	0.1187	0	0	0.00%	0.00	(0.11)	
	January 2006	897	916	97.93%	0.1425	0	0	0.00%	0.00	(0.09)	
	December 2005	674	693	97.26%	0.1633	0	0	0.00%	0.00	(0.07)	
	November 2005	607	626	96.96%	0.1716	0	0	0.00%	0.00	(0.06)	
	October 2005	642	655	98.02%	0.1395	0	0	0.00%	0.00	(0.10)	
	September 2005	612	636	96.23%	0.1906	0	0	0.00%	0.00	(0.04)	
	August 2005	632	652	96.93%	0.1724	0	0	0.00%	0.00	(0.06)	
	July 2006	1299	1328	97.82%	0.1462	0	0	0.00%	0.00	(0.09)	
	June 2006	1506	1525	98.75%	0.1109	0	0	0.00%	0.00	(0.12)	
PO-2B-1 Electronic Flow-through for All Eligible LSRs Received via IMA Resale Aggregate W/O UNE-P-POTS Benchmark 0.95	May 2006	1822	1844	98.81%	0.1086	0	0	0.00%	0.00	(0.12)	
	April 2006	1535	1563	98.21%	0.1326	0	0	0.00%	0.00	(0.10)	
	March 2006	741	771	96.11%	0.1934	0	0	0.00%	0.00	(0.04)	
	February 2006	396	411	96.35%	0.1875	0	0	0.00%	0.00	(0.04)	
	January 2006	426	434	98.16%	0.1345	0	0	0.00%	0.00	(0.10)	
	December 2005	366	381	96.06%	0.1945	0	0	0.00%	0.00	(0.03)	
	November 2005	364	376	96.81%	0.1758	0	0	0.00%	0.00	(0.06)	
	October 2005	379	385	98.44%	0.1239	0	0	0.00%	0.00	(0.11)	
	September 2005	408	423	96.45%	0.1849	0	0	0.00%	0.00	(0.05)	
	August 2005	392	403	97.27%	0.1629	0	0	0.00%	0.00	(0.07)	
	July 2006	455	473	96.19%	0.1913	0	0	0.00%	0.00	(0.40)	
	June 2006	521	542	96.13%	0.193	0	0	0.00%	0.00	(0.39)	
	May 2006	565	581	97.25%	0.1636	0	0	0.00%	0.00	(0.43)	
	April 2006	543	575	94.43%	0.2292	0	0	0.00%	0.00	(0.33)	
PO-2B-1 Electronic Flow-through for All Eligible LSRs Received via IMA Unbundled Loop Aggregate Benchmark 0.85	March 2006	630	661	95.31%	0.2114	0	0	0.00%	0.00	(0.36)	
	February 2006	620	646	95.98%	0.1965	0	0	0.00%	0.00	(0.39)	
	January 2006	803	838	95.82%	0.2001	0	0	0.00%	0.00	(0.38)	
	December 2005	638	667	95.65%	0.2039	0	0	0.00%	0.00	(0.38)	
	November 2005	651	697	93.40%	0.2483	0	0	0.00%	0.00	(0.30)	
	October 2005	667	707	94.34%	0.231	0	0	0.00%	0.00	(0.33)	
	September 2005	575	610	94.26%	0.2326	0	0	0.00%	0.00	(0.33)	
	August 2005	680	726	93.66%	0.2436	0	0	0.00%	0.00	(0.31)	
	July 2006	0	0	0.00%	0	0	0	0.00%	0.00	0.00	
	June 2006	0	0	0.00%	0	0	0	0.00%	0.00	0.00	
	May 2006	0	0	0.00%	0	0	0	0.00%	0.00	0.00	
	April 2006	0	0	0.00%	0	0	0	0.00%	0.00	0.00	
	March 2006	0	0	0.00%	0	0	0	0.00%	0.00	0.00	
	February 2006	0	0	0.00%	0	0	0	0.00%	0.00	0.00	
January 2006	0	0	0.00%	0	0	0	0.00%	0.00	0.00		
PO-2B-1 Electronic Flow-through for All Eligible LSRs Received via IMA UNE - P (POTS) Benchmark 0.95	December 2005	0	0	0.00%	0	0	0	0.00%	0.00	0.00	
	November 2005	0	0	0.00%	0	0	0	0.00%	0.00	0.00	
	October 2005	0	0	0.00%	0	0	0	0.00%	0.00	0.00	
	September 2005	438	455	96.26%	0.1896	0	0	0.00%	0.00	(0.04)	
	August 2005	99	100	99.00%	0.0995	0	0	0.00%	0.00	(0.13)	
	July 2006	0	0	0.00%	0	0	0	0.00%	0.00	0.00	
	June 2006	21	22	95.45%	0.2083	0	0	0.00%	0.00	(0.01)	
	May 2006	33	33	100.00%	0	0	0	0.00%	0.00	(0.16)	
	April 2006	19	20	95.00%	0.2179	0	0	0.00%	0.00	0.00	
	March 2006	22	23	95.65%	0.2039	0	0	0.00%	0.00	(0.02)	
	PO-2B-1 Electronic Flow-through for All Eligible LSRs Received via IMA UNE P (POTS AGG) Benchmark 0.95	July 2006	0	0	0.00%	0	0	0	0.00%	0.00	0.00
	June 2006	21	22	95.45%	0.2083	0	0	0.00%	0.00	(0.01)	
	May 2006	33	33	100.00%	0	0	0	0.00%	0.00	(0.16)	
	April 2006	19	20	95.00%	0.2179	0	0	0.00%	0.00	0.00	
March 2006	22	23	95.65%	0.2039	0	0	0.00%	0.00	(0.02)		

	February 2006	55	55	100.00%	0	0	0	0.00%	0.00	(0.16)
	January 2006	62	63	98.41%	0.125	0	0	0.00%	0.00	(0.11)
	December 2005	100	103	97.09%	0.1682	0	0	0.00%	0.00	(0.07)
	November 2005	67	70	95.71%	0.2025	0	0	0.00%	0.00	(0.02)
	October 2005	173	176	98.30%	0.1294	0	0	0.00%	0.00	(0.10)
	September 2005	438	455	96.26%	0.1896	0	0	0.00%	0.00	(0.04)
	August 2005	99	100	99.00%	0.0995	0	0	0.00%	0.00	(0.13)
PO-2B-2 Electronic Flow-through for All	July 2006	0	0	0.00%	0	0	0	0.00%	0.00	0.00
Eligible LSRs Received via EDI Line Sharing	June 2006	2	3	66.67%	0.4714	0	0	0.00%	0.00	0.00
Diagnostic	May 2006	1	1	100.00%	0	0	0	0.00%	0.00	0.00
	April 2006	10	12	83.33%	0.3727	0	0	0.00%	0.00	0.00
	March 2006	33	36	91.67%	0.2764	0	0	0.00%	0.00	0.00
	February 2006	1	1	100.00%	0	0	0	0.00%	0.00	0.00
	January 2006	2	3	66.67%	0.4714	0	0	0.00%	0.00	0.00
	December 2005	5	5	100.00%	0	0	0	0.00%	0.00	0.00
	November 2005	3	4	75.00%	0.433	0	0	0.00%	0.00	0.00
	October 2005	0	0	0.00%	0	0	0	0.00%	0.00	0.00
	September 2005	0	0	0.00%	0	0	0	0.00%	0.00	0.00
	August 2005	4	4	100.00%	0	0	0	0.00%	0.00	0.00
PO-2B-2 Electronic Flow-through for All	July 2006	6039	6277	96.21%	0.191	0	0	0.00%	0.00	(0.04)
Eligible LSRs Received via EDI LNP	June 2006	7793	7952	98.00%	0.14	0	0	0.00%	0.00	(0.09)
Benchmark 0.95	May 2006	6031	6114	98.64%	0.1157	0	0	0.00%	0.00	(0.12)
	April 2006	4131	4223	97.82%	0.146	0	0	0.00%	0.00	(0.09)
	March 2006	4342	4430	98.01%	0.1395	0	0	0.00%	0.00	(0.10)
	February 2006	4206	4272	98.46%	0.1233	0	0	0.00%	0.00	(0.11)
	January 2006	3823	3916	97.63%	0.1523	0	0	0.00%	0.00	(0.08)
	December 2005	3346	3422	97.78%	0.1474	0	0	0.00%	0.00	(0.09)
	November 2005	3246	3345	97.04%	0.1695	0	0	0.00%	0.00	(0.06)
	October 2005	2402	2434	98.69%	0.1139	0	0	0.00%	0.00	(0.12)
	September 2005	938	957	98.01%	0.1395	0	0	0.00%	0.00	(0.10)
	August 2005	928	968	95.87%	0.199	0	0	0.00%	0.00	(0.03)
PO-2B-2 Electronic Flow-through for All	July 2006	6	6	100.00%	0	0	0	0.00%	0.00	(0.16)
Eligible LSRs Received via EDI Resale	June 2006	2	2	100.00%	0	0	0	0.00%	0.00	(0.16)
Aggregate W/O UNE-P-POTS Benchmark 0.95	May 2006	3	3	100.00%	0	0	0	0.00%	0.00	(0.16)
	April 2006	5	5	100.00%	0	0	0	0.00%	0.00	(0.16)
	March 2006	9	9	100.00%	0	0	0	0.00%	0.00	(0.16)
	February 2006	6	6	100.00%	0	0	0	0.00%	0.00	(0.16)
	January 2006	10	11	90.91%	0.2875	0	0	0.00%	0.00	0.13
	December 2005	8	8	100.00%	0	0	0	0.00%	0.00	(0.16)
	November 2005	9	11	81.82%	0.3857	0	0	0.00%	0.00	0.42
	October 2005	10	10	100.00%	0	0	0	0.00%	0.00	(0.16)
	September 2005	10	10	100.00%	0	0	0	0.00%	0.00	(0.16)
	August 2005	18	18	100.00%	0	0	0	0.00%	0.00	(0.16)
PO-2B-2 Electronic Flow-through for All	July 2006	1727	1783	96.86%	0.1744	0	0	0.00%	0.00	(0.42)
Eligible LSRs Received via EDI Unbundled	June 2006	2258	2292	98.52%	0.1209	0	0	0.00%	0.00	(0.48)
Loop Aggregate Benchmark 0.85	May 2006	2256	2304	97.92%	0.1428	0	0	0.00%	0.00	(0.46)
	April 2006	1456	1514	96.17%	0.1919	0	0	0.00%	0.00	(0.39)
	March 2006	1887	1940	97.27%	0.163	0	0	0.00%	0.00	(0.43)
	February 2006	1694	1730	97.92%	0.1427	0	0	0.00%	0.00	(0.46)
	January 2006	1366	1402	97.43%	0.1582	0	0	0.00%	0.00	(0.44)
	December 2005	1419	1448	98.00%	0.1401	0	0	0.00%	0.00	(0.46)
	November 2005	1586	1627	97.48%	0.1567	0	0	0.00%	0.00	(0.44)
	October 2005	1837	1857	98.92%	0.1032	0	0	0.00%	0.00	(0.49)

	September 2005	1546	1579	97.91%	0.143	0	0	0.00%	0.00	(0.46)
	August 2005	1554	1585	98.04%	0.1385	0	0	0.00%	0.00	(0.46)
PO-2B-2 Electronic Flow-through for All Eligible LSRs Received via EDI UNE - P (POTS) Benchmark 0.95	July 2006	0	0	0:00	0	0	0	0:00	0.00	0.00
	June 2006	0	0	0:00	0	0	0	0:00	0.00	0.00
	May 2006	0	0	0:00	0	0	0	0:00	0.00	0.00
	April 2006	0	0	0:00	0	0	0	0:00	0.00	0.00
	March 2006	0	0	0:00	0	0	0	0:00	0.00	0.00
	February 2006	0	0	0:00	0	0	0	0:00	0.00	0.00
	January 2006	0	0	0:00	0	0	0	0:00	0.00	0.00
	December 2005	0	0	0:00	0	0	0	0:00	0.00	0.00
	November 2005	0	0	0:00	0	0	0	0:00	0.00	0.00
	October 2005	0	0	0:00	0	0	0	0:00	0.00	0.00
	September 2005	75	75	0:00	0	0	0	0:00	0.00	(0.16)
	August 2005	142	146	23:20	0.1632	0	0	0:00	0.00	(0.07)
PO-2B-2 Electronic Flow-through for All Eligible LSRs Received via EDI UNE P (POTS AGG) Benchmark 0.95	July 2006	0	0	00:00	0	0	0	00:00	0.00	0.00
	June 2006	2	2	00:00	0	0	0	00:00	0.00	(0.16)
	May 2006	0	0	00:00	0	0	0	00:00	0.00	0.00
	April 2006	6	6	00:00	0	0	0	00:00	0.00	(0.16)
	March 2006	0	0	00:00	0	0	0	00:00	0.00	0.00
	February 2006	2	2	00:00	0	0	0	00:00	0.00	(0.16)
	January 2006	24	24	00:00	0	0	0	00:00	0.00	(0.16)
	December 2005	184	191	07:18	0.1879	0	0	00:00	0.00	(0.04)
	November 2005	27	28	08:36	0.1856	0	0	00:00	0.00	(0.05)
	October 2005	33	34	17:40	0.169	0	0	00:00	0.00	(0.07)
	September 2005	75	75	00:00	0	0	0	00:00	0.00	(0.16)
	August 2005	142	146	20:33	0.1632	0	0	00:00	0.00	(0.07)
PO-3A-1 LSR Rejection Notice Interval for IMA - Rejected Manually Product Aggregate Benchmark 0.5	July 2006	26.1583333	101	6:13	0.247916667	0	0	0:00	0.00	(1.45)
	June 2006	20.39375	112	4:22	0.202777778	0	0	0:00	0.00	(1.91)
	May 2006	15.4631944	104	3:34	0.121527778	0	0	0:00	0.00	(2.11)
	April 2006	16.7173611	131	3:04	0.286111111	0	0	0:00	0.00	(2.23)
	March 2006	19.2645833	129	3:35	0.541666667	0	0	0:00	0.00	(2.10)
	February 2006	14.6708333	154	2:17	0.151388889	0	0	0:00	0.00	(2.43)
	January 2006	15.0097222	160	2:15	0.089583333	0	0	0:00	0.00	(2.44)
	December 2005	15.1055556	169	2:09	0.083333333	0	0	0:00	0.00	(2.46)
	November 2005	12.2548611	160	1:50	0.08125	0	0	0:00	0.00	(2.54)
	October 2005	22.9243056	188	2:56	0.158333333	0	0	0:00	0.00	(2.27)
	September 2005	39.5486111	222	4:17	0.175	0	0	0:00	0.00	(1.93)
	August 2005	56.2590278	267	5:03	0.190972222	0	0	0:00	0.00	(1.74)
PO-3A-2 LSR Rejection Notice Interval for IMA - Auto-Rejected Product Aggregate Benchmark 0.0125	July 2006	122.202778	22527	08:00	0.011805556	0	0	00:00	0.00	(1.70)
	June 2006	152.817361	29184	08:00	0.038194444	0	0	00:00	0.00	(1.74)
	May 2006	141.861806	29760	07:00	0.011805556	0	0	00:00	0.00	(1.86)
	April 2006	127.853472	28372	06:00	0.010416667	0	0	00:00	0.00	(1.92)
	March 2006	133.431944	33160	06:00	0.008333333	0	0	00:00	0.00	(2.03)
	February 2006	134.970139	29346	07:00	0.015277778	0	0	00:00	0.00	(1.90)
	January 2006	120.575	31035	06:00	0.006944444	0	0	00:00	0.00	(2.07)
	December 2005	104.545833	29958	05:00	0.006944444	0	0	00:00	0.00	(2.16)
	November 2005	122.899306	29688	06:00	0.010416667	0	0	00:00	0.00	(2.01)
	October 2005	0	0	00:00	0	0	0	00:00	0.00	0.00
	September 2005	132.475	29428	06:00	0.00625	0	0	00:00	0.00	(1.92)
	August 2005	146.154861	30340	07:00	0.006944444	0	0	00:00	0.00	(1.84)
PO-3B-1 LSR Rejection Notice Interval for EDI - Rejected Manually Product Aggregate Benchmark 0.5	July 2006	38.6965278	195	4:46	0.181944444	0	0	0:00	0.00	(1.81)
	June 2006	28.6173611	186	3:42	0.15625	0	0	0:00	0.00	(2.08)
	May 2006	26.6583333	134	4:46	0.238194444	0	0	0:00	0.00	(1.81)

	April 2006	25.0173611	172	3:29	0.236805556	0	0	0:00	0.00	(2.13)
	March 2006	21.4527778	203	2:32	0.209027778	0	0	0:00	0.00	(2.37)
	February 2006	32.2548611	135	5:44	1.568055556	0	0	0:00	0.00	(1.57)
	January 2006	33.5791667	148	5:27	1.475694444	0	0	0:00	0.00	(1.64)
	December 2005	36.3159722	142	6:08	1.564583333	0	0	0:00	0.00	(1.47)
	November 2005	13.5201389	130	2:30	0.127777778	0	0	0:00	0.00	(2.38)
	October 2005	12.4923611	153	1:58	0.109027778	0	0	0:00	0.00	(2.51)
	September 2005	17.4326389	136	3:05	0.1625	0	0	0:00	0.00	(2.23)
	August 2005	41.9416667	154	6:32	1.202083333	0	0	0:00	0.00	(1.37)
PO-3B-2 LSR Rejection Notice Interval for	July 2006	145.498611	44749	05:00	0.00625	0	0	00:00	0.00	(2.22)
EDI - Auto-Rejected Product Aggregate	June 2006	138.94375	50268	04:00	0.004861111	0	0	00:00	0.00	(2.34)
Benchmark 0.0125	May 2006	126.375	43613	04:00	0.00625	0	0	00:00	0.00	(2.30)
	April 2006	121.156944	34068	05:00	0.011111111	0	0	00:00	0.00	(2.15)
	March 2006	132.254861	44029	04:00	0.005555556	0	0	00:00	0.00	(2.28)
	February 2006	121.434028	43338	04:00	0.005555556	0	0	00:00	0.00	(2.33)
	January 2006	92.0125	30059	04:00	0.005555556	0	0	00:00	0.00	(2.27)
	December 2005	94.7472222	31558	04:00	0.005555556	0	0	00:00	0.00	(2.28)
	November 2005	87.7541667	23310	05:00	0.00625	0	0	00:00	0.00	(2.10)
	October 2005	0	0	00:00	0	0	0	00:00	0.00	0.00
	September 2005	104.727083	34218	04:00	0.004166667	0	0	00:00	0.00	(2.27)
	August 2005	132.85625	43402	04:00	0.005555556	0	0	00:00	0.00	(2.27)
PO-3C LSR Rejection Notice Interval for	July 2006	3.34722222	8	10:02	0.38125	0	0	0:00	0.00	(1.74)
Manual and IIS Product Aggregate	June 2006	1.69652778	5	8:09	0.384027778	0	0	0:00	0.00	(1.98)
Benchmark 1	May 2006	5.33888889	23	5:34	0.328472222	0	0	0:00	0.00	(2.30)
	April 2006	4.62083333	7	15:51	0.232638889	0	0	0:00	0.00	(1.02)
	March 2006	9.47777778	15	15:10	0.395833333	0	0	0:00	0.00	(1.10)
	February 2006	8.96597222	12	17:56	1.127777778	0	0	0:00	0.00	(0.76)
	January 2006	1.48541667	5	7:08	0.379166667	0	0	0:00	0.00	(2.11)
	December 2005	2.09513889	5	10:03	0.524305556	0	0	0:00	0.00	(1.74)
	November 2005	1.92916667	4	11:34	0.5875	0	0	0:00	0.00	(1.55)
	October 2005	3.93194444	9	10:29	0.358333333	0	0	0:00	0.00	(1.69)
	September 2005	5.97916667	32	4:29	0.277083333	0	0	0:00	0.00	(2.44)
	August 2005	2.16111111	3	17:17	0.542361111	0	0	0:00	0.00	(0.84)
PO-4A-1 LSRs Rejected for IMA - Rejected	July 2006	880	61716	1.43%	0.1186	0	0	0.00%	0.00	0.00
Manually Product Aggregate Diagnostic	June 2006	1207	76941	1.57%	0.1243	0	0	0.00%	0.00	0.00
	May 2006	1115	79578	1.40%	0.1175	0	0	0.00%	0.00	0.00
	April 2006	1081	73590	1.47%	0.1203	0	0	0.00%	0.00	0.00
	March 2006	1438	85750	1.68%	0.1284	0	0	0.00%	0.00	0.00
	February 2006	1054	80415	1.31%	0.1137	0	0	0.00%	0.00	0.00
	January 2006	1381	90697	1.52%	0.1225	0	0	0.00%	0.00	0.00
	December 2005	1155	78248	1.48%	0.1206	0	0	0.00%	0.00	0.00
	November 2005	1157	78387	1.48%	0.1206	0	0	0.00%	0.00	0.00
	October 2005	0	0	0.00%	0	0	0	0.00%	0.00	0.00
	September 2005	1509	77578	1.95%	0.1381	0	0	0.00%	0.00	0.00
	August 2005	1749	82171	2.13%	0.1443	0	0	0.00%	0.00	0.00
PO-4A-2 LSRs Rejected for IMA - Auto-	July 2006	22527	61716	36.50%	0.4814	0	0	0.00%	0.00	0.00
Rejected Product Aggregate Diagnostic	June 2006	29184	76941	37.93%	0.4852	0	0	0.00%	0.00	0.00
	May 2006	29760	79578	37.40%	0.4839	0	0	0.00%	0.00	0.00
	April 2006	28372	73590	38.55%	0.4867	0	0	0.00%	0.00	0.00
	March 2006	33160	85750	38.67%	0.487	0	0	0.00%	0.00	0.00
	February 2006	29346	80415	36.49%	0.4814	0	0	0.00%	0.00	0.00
	January 2006	31035	90697	34.22%	0.4744	0	0	0.00%	0.00	0.00
	December 2005	29958	78248	38.29%	0.4861	0	0	0.00%	0.00	0.00

	November 2005	29688	78387	37.87%	0.4851	0	0	0.00%	0.00	0.00
	October 2005	0	0	0.00%	0	0	0	0.00%	0.00	0.00
	September 2005	29428	77578	37.93%	0.4852	0	0	0.00%	0.00	0.00
	August 2005	30340	82171	36.92%	0.4826	0	0	0.00%	0.00	0.00
PO-4B-1 LSRs Rejected for EDI - Rejected Manually Product Aggregate Diagnostic	July 2006	932	85789	1.09%	0.1037	0	0	0.00%	0.00	0.00
	June 2006	782	94725	0.83%	0.0905	0	0	0.00%	0.00	0.00
	May 2006	756	79293	0.95%	0.0972	0	0	0.00%	0.00	0.00
	April 2006	823	65063	1.26%	0.1118	0	0	0.00%	0.00	0.00
	March 2006	947	76903	1.23%	0.1103	0	0	0.00%	0.00	0.00
	February 2006	782	74684	1.05%	0.1018	0	0	0.00%	0.00	0.00
	January 2006	666	58707	1.13%	0.1059	0	0	0.00%	0.00	0.00
	December 2005	675	59180	1.14%	0.1062	0	0	0.00%	0.00	0.00
	November 2005	787	51189	1.54%	0.123	0	0	0.00%	0.00	0.00
	October 2005	0	0	0.00%	0	0	0	0.00%	0.00	0.00
	September 2005	824	61063	1.35%	0.1154	0	0	0.00%	0.00	0.00
	August 2005	986	75055	1.31%	0.1139	0	0	0.00%	0.00	0.00
PO-4B-2 LSRs Rejected for EDI - Auto-Rejected Product Aggregate Diagnostic	July 2006	44749	85789	52.16%	0.4995	0	0	0.00%	0.00	0.00
	June 2006	50268	94725	53.07%	0.4991	0	0	0.00%	0.00	0.00
	May 2006	43613	79293	55.00%	0.4975	0	0	0.00%	0.00	0.00
	April 2006	34068	65063	52.36%	0.4994	0	0	0.00%	0.00	0.00
	March 2006	44029	76903	57.25%	0.4947	0	0	0.00%	0.00	0.00
	February 2006	43338	74684	58.03%	0.4935	0	0	0.00%	0.00	0.00
	January 2006	30059	58707	51.20%	0.4999	0	0	0.00%	0.00	0.00
	December 2005	31558	59180	53.33%	0.4989	0	0	0.00%	0.00	0.00
	November 2005	23310	51189	45.54%	0.498	0	0	0.00%	0.00	0.00
	October 2005	0	0	0.00%	0	0	0	0.00%	0.00	0.00
	September 2005	34218	61063	56.04%	0.4963	0	0	0.00%	0.00	0.00
	August 2005	43402	75055	57.83%	0.4938	0	0	0.00%	0.00	0.00
PO-4C LSRs Received via Facsimile Product Aggregate Diagnostic	July 2006	8	19	42.11%	0.4937	0	0	0.00%	0.00	0.00
	June 2006	5	10	50.00%	0.5	0	0	0.00%	0.00	0.00
	May 2006	23	28	82.14%	0.383	0	0	0.00%	0.00	0.00
	April 2006	7	13	53.85%	0.4985	0	0	0.00%	0.00	0.00
	March 2006	15	18	83.33%	0.3727	0	0	0.00%	0.00	0.00
	February 2006	12	15	80.00%	0.4	0	0	0.00%	0.00	0.00
	January 2006	5	8	62.50%	0.4841	0	0	0.00%	0.00	0.00
	December 2005	5	13	38.46%	0.4865	0	0	0.00%	0.00	0.00
	November 2005	4	13	30.77%	0.4615	0	0	0.00%	0.00	0.00
	October 2005	9	15	60.00%	0.4899	0	0	0.00%	0.00	0.00
	September 2005	32	67	47.76%	0.4995	0	0	0.00%	0.00	0.00
	August 2005	3	16	18.75%	0.3903	0	0	0.00%	0.00	0.00
PO-5A-1(a) FOCs On Time for Fully Electronic LSRs Received Via IMA Resale Aggregate Benchmark 0.95	July 2006	1230	1230	100.00%	0	0	0	0.00%	0.00	(0.16)
	June 2006	1495	1495	100.00%	0	0	0	0.00%	0.00	(0.16)
	May 2006	1778	1781	99.83%	0.041	0	0	0.00%	0.00	(0.15)
	April 2006	1488	1498	99.33%	0.0814	0	0	0.00%	0.00	(0.14)
	March 2006	704	704	100.00%	0	0	0	0.00%	0.00	(0.16)
	February 2006	423	423	100.00%	0	0	0	0.00%	0.00	(0.16)
	January 2006	439	439	100.00%	0	0	0	0.00%	0.00	(0.16)
	December 2005	422	422	100.00%	0	0	0	0.00%	0.00	(0.16)
	November 2005	389	389	100.00%	0	0	0	0.00%	0.00	(0.16)
	October 2005	512	512	100.00%	0	0	0	0.00%	0.00	(0.16)
	September 2005	803	803	100.00%	0	0	0	0.00%	0.00	(0.16)
	August 2005	450	453	99.34%	0.0811	0	0	0.00%	0.00	(0.14)
PO-5A-1(b) FOCs On Time for Fully	July 2006	298	298	100.00%	0	0	0	0.00%	0.00	(0.16)

Electronic LSRs Received Via IMA	June 2006	387	387	100.00%	0	0	0	0.00%	0.00	(0.16)
Unbundled Loop Aggregate Benchmark 0.95	May 2006	416	416	100.00%	0	0	0	0.00%	0.00	(0.16)
	April 2006	399	399	100.00%	0	0	0	0.00%	0.00	(0.16)
	March 2006	445	445	100.00%	0	0	0	0.00%	0.00	(0.16)
	February 2006	443	443	100.00%	0	0	0	0.00%	0.00	(0.16)
	January 2006	469	469	100.00%	0	0	0	0.00%	0.00	(0.16)
	December 2005	446	446	100.00%	0	0	0	0.00%	0.00	(0.16)
	November 2005	465	465	100.00%	0	0	0	0.00%	0.00	(0.16)
	October 2005	496	496	100.00%	0	0	0	0.00%	0.00	(0.16)
	September 2005	423	423	100.00%	0	0	0	0.00%	0.00	(0.16)
	August 2005	457	458	99.78%	0.0467	0	0	0.00%	0.00	(0.15)
PO-5A-1(c) FOCs On Time for Fully	July 2006	388	388	100.00%	0	0	0	0.00%	0.00	(0.16)
Electronic LSRs Received Via IMA LNP	June 2006	603	603	100.00%	0	0	0	0.00%	0.00	(0.16)
Benchmark 0.95	May 2006	414	414	100.00%	0	0	0	0.00%	0.00	(0.16)
	April 2006	361	362	99.72%	0.0525	0	0	0.00%	0.00	(0.15)
	March 2006	311	311	100.00%	0	0	0	0.00%	0.00	(0.16)
	February 2006	655	655	100.00%	0	0	0	0.00%	0.00	(0.16)
	January 2006	872	872	100.00%	0	0	0	0.00%	0.00	(0.16)
	December 2005	644	644	100.00%	0	0	0	0.00%	0.00	(0.16)
	November 2005	585	585	100.00%	0	0	0	0.00%	0.00	(0.16)
	October 2005	614	614	100.00%	0	0	0	0.00%	0.00	(0.16)
	September 2005	595	595	100.00%	0	0	0	0.00%	0.00	(0.16)
	August 2005	607	607	100.00%	0	0	0	0.00%	0.00	(0.16)
PO-5A-2(a) FOCs On Time for Fully	July 2006	6	6	100.00%	0	0	0	0.00%	0.00	(0.16)
Electronic LSRs Received Via EDI Resale	June 2006	4	4	100.00%	0	0	0	0.00%	0.00	(0.16)
Aggregate Benchmark 0.95	May 2006	3	3	100.00%	0	0	0	0.00%	0.00	(0.16)
	April 2006	11	11	100.00%	0	0	0	0.00%	0.00	(0.16)
	March 2006	9	9	100.00%	0	0	0	0.00%	0.00	(0.16)
	February 2006	8	8	100.00%	0	0	0	0.00%	0.00	(0.16)
	January 2006	34	34	100.00%	0	0	0	0.00%	0.00	(0.16)
	December 2005	189	189	100.00%	0	0	0	0.00%	0.00	(0.16)
	November 2005	36	36	100.00%	0	0	0	0.00%	0.00	(0.16)
	October 2005	43	43	100.00%	0	0	0	0.00%	0.00	(0.16)
	September 2005	85	85	100.00%	0	0	0	0.00%	0.00	(0.16)
	August 2005	159	159	100.00%	0	0	0	0.00%	0.00	(0.16)
PO-5A-2(b) FOCs On Time for Fully	July 2006	1171	1171	100.00%	0	0	0	0.00%	0.00	(0.16)
Electronic LSRs Received Via EDI	June 2006	1558	1559	99.94%	0.0253	0	0	0.00%	0.00	(0.16)
Unbundled Loop Aggregate Benchmark 0.95	May 2006	1622	1622	100.00%	0	0	0	0.00%	0.00	(0.16)
	April 2006	939	940	99.89%	0.0326	0	0	0.00%	0.00	(0.15)
	March 2006	1306	1306	100.00%	0	0	0	0.00%	0.00	(0.16)
	February 2006	1175	1183	99.32%	0.082	0	0	0.00%	0.00	(0.14)
	January 2006	945	945	100.00%	0	0	0	0.00%	0.00	(0.16)
	December 2005	1113	1113	100.00%	0	0	0	0.00%	0.00	(0.16)
	November 2005	1207	1207	100.00%	0	0	0	0.00%	0.00	(0.16)
	October 2005	1503	1508	99.67%	0.0575	0	0	0.00%	0.00	(0.15)
	September 2005	1179	1179	100.00%	0	0	0	0.00%	0.00	(0.16)
	August 2005	1273	1274	99.92%	0.028	0	0	0.00%	0.00	(0.16)
PO-5A-2(c) FOCs On Time for Fully	July 2006	5326	5329	99.94%	0.0237	0	0	0.00%	0.00	(0.16)
Electronic LSRs Received Via EDI LNP	June 2006	7037	7037	100.00%	0	0	0	0.00%	0.00	(0.16)
Benchmark 0.95	May 2006	5417	5417	100.00%	0	0	0	0.00%	0.00	(0.16)
	April 2006	3796	3796	100.00%	0	0	0	0.00%	0.00	(0.16)
	March 2006	3974	3974	100.00%	0	0	0	0.00%	0.00	(0.16)
	February 2006	3838	3851	99.66%	0.058	0	0	0.00%	0.00	(0.15)

	January 2006	3442	3447	99.85%	0.0381	0	0	0.00%	0.00	(0.15)
	December 2005	2995	2995	100.00%	0	0	0	0.00%	0.00	(0.16)
	November 2005	2901	2901	100.00%	0	0	0	0.00%	0.00	(0.16)
	October 2005	2244	2246	99.91%	0.0298	0	0	0.00%	0.00	(0.16)
	September 2005	891	891	100.00%	0	0	0	0.00%	0.00	(0.16)
	August 2005	876	876	100.00%	0	0	0	0.00%	0.00	(0.16)
PO-5B-1(a) FOCs On Time For	July 2006	426	428	99.53%	0.0682	0	0	0.00%	0.00	(0.32)
Electronic/Manual LSRs Received Via IMA	June 2006	555	555	100.00%	0	0	0	0.00%	0.00	(0.33)
Resale Aggregate Benchmark 0.9	May 2006	695	695	100.00%	0	0	0	0.00%	0.00	(0.33)
	April 2006	645	645	100.00%	0	0	0	0.00%	0.00	(0.33)
	March 2006	2241	2245	99.82%	0.0422	0	0	0.00%	0.00	(0.33)
	February 2006	1915	1924	99.53%	0.0682	0	0	0.00%	0.00	(0.32)
	January 2006	2058	2061	99.85%	0.0381	0	0	0.00%	0.00	(0.33)
	December 2005	1975	1980	99.75%	0.0502	0	0	0.00%	0.00	(0.32)
	November 2005	2061	2067	99.71%	0.0538	0	0	0.00%	0.00	(0.32)
	October 2005	2250	2253	99.87%	0.0365	0	0	0.00%	0.00	(0.33)
	September 2005	2476	2476	100.00%	0	0	0	0.00%	0.00	(0.33)
	August 2005	2770	2771	99.96%	0.019	0	0	0.00%	0.00	(0.33)
PO-5B-1(b) FOCs On Time For	July 2006	563	576	97.74%	0.1485	0	0	0.00%	0.00	(0.26)
Electronic/Manual LSRs Received Via IMA	June 2006	562	567	99.12%	0.0935	0	0	0.00%	0.00	(0.30)
Unbundled Loop AGG-EELs Benchmark 0.9	May 2006	491	495	99.19%	0.0895	0	0	0.00%	0.00	(0.31)
	April 2006	524	531	98.68%	0.1141	0	0	0.00%	0.00	(0.29)
	March 2006	588	596	98.66%	0.1151	0	0	0.00%	0.00	(0.29)
	February 2006	503	510	98.63%	0.1163	0	0	0.00%	0.00	(0.29)
	January 2006	819	829	98.79%	0.1092	0	0	0.00%	0.00	(0.29)
	December 2005	655	664	98.64%	0.1156	0	0	0.00%	0.00	(0.29)
	November 2005	694	705	98.44%	0.1239	0	0	0.00%	0.00	(0.28)
	October 2005	667	670	99.55%	0.0668	0	0	0.00%	0.00	(0.32)
	September 2005	702	714	98.32%	0.1285	0	0	0.00%	0.00	(0.28)
	August 2005	1056	1082	97.60%	0.1531	0	0	0.00%	0.00	(0.25)
PO-5B-1(b) FOCs On Time For	July 2006	484	491	98.57%	0.1185	0	0	0.00%	0.00	(0.29)
Electronic/Manual LSRs Received Via IMA	June 2006	482	487	98.97%	0.1008	0	0	0.00%	0.00	(0.30)
Unbundled Loop Aggregate Benchmark 0.9	May 2006	428	431	99.30%	0.0831	0	0	0.00%	0.00	(0.31)
	April 2006	452	459	98.47%	0.1225	0	0	0.00%	0.00	(0.28)
	March 2006	520	528	98.48%	0.1222	0	0	0.00%	0.00	(0.28)
	February 2006	459	466	98.50%	0.1216	0	0	0.00%	0.00	(0.28)
	January 2006	747	757	98.68%	0.1142	0	0	0.00%	0.00	(0.29)
	December 2005	598	607	98.52%	0.1209	0	0	0.00%	0.00	(0.28)
	November 2005	634	645	98.29%	0.1295	0	0	0.00%	0.00	(0.28)
	October 2005	608	611	99.51%	0.0699	0	0	0.00%	0.00	(0.32)
	September 2005	553	565	97.88%	0.1442	0	0	0.00%	0.00	(0.26)
	August 2005	682	705	96.74%	0.1777	0	0	0.00%	0.00	(0.22)
PO-5B-1(c) FOCs On Time For	July 2006	158	158	100.00%	0	0	0	0.00%	0.00	(0.33)
Electronic/Manual LSRs Received Via IMA	June 2006	217	217	100.00%	0	0	0	0.00%	0.00	(0.33)
LNP Benchmark 0.9	May 2006	188	188	100.00%	0	0	0	0.00%	0.00	(0.33)
	April 2006	171	171	100.00%	0	0	0	0.00%	0.00	(0.33)
	March 2006	204	204	100.00%	0	0	0	0.00%	0.00	(0.33)
	February 2006	184	184	100.00%	0	0	0	0.00%	0.00	(0.33)
	January 2006	264	264	100.00%	0	0	0	0.00%	0.00	(0.33)
	December 2005	311	312	99.68%	0.0565	0	0	0.00%	0.00	(0.32)
	November 2005	195	195	100.00%	0	0	0	0.00%	0.00	(0.33)
	October 2005	204	204	100.00%	0	0	0	0.00%	0.00	(0.33)
	September 2005	241	241	100.00%	0	0	0	0.00%	0.00	(0.33)

	August 2005	243	244	99.59%	0.0639	0	0	0.00%	0.00	(0.32)
PO-5B-2(a) FOCs On Time For	July 2006	0	0	0.00%	0	0	0	0.00%	0.00	0.00
Electronic/Manual LSRs Received Via EDI	June 2006	2	2	100.00%	0	0	0	0.00%	0.00	(0.33)
Resale Aggregate Benchmark 0.9	May 2006	1	1	100.00%	0	0	0	0.00%	0.00	(0.33)
	April 2006	0	0	0.00%	0	0	0	0.00%	0.00	0.00
	March 2006	2	2	100.00%	0	0	0	0.00%	0.00	(0.33)
	February 2006	1	1	100.00%	0	0	0	0.00%	0.00	(0.33)
	January 2006	4	4	100.00%	0	0	0	0.00%	0.00	(0.33)
	December 2005	99	99	100.00%	0	0	0	0.00%	0.00	(0.33)
	November 2005	7	7	100.00%	0	0	0	0.00%	0.00	(0.33)
	October 2005	3	3	100.00%	0	0	0	0.00%	0.00	(0.33)
	September 2005	1	1	100.00%	0	0	0	0.00%	0.00	(0.33)
	August 2005	8	8	100.00%	0	0	0	0.00%	0.00	(0.33)
PO-5B-2(b) FOCs On Time For	July 2006	976	984	99.19%	0.0898	0	0	0.00%	0.00	(0.31)
Electronic/Manual LSRs Received Via EDI	June 2006	1222	1236	98.87%	0.1058	0	0	0.00%	0.00	(0.30)
Unbundled Loop AGG-EELs Benchmark 0.9	May 2006	1115	1132	98.50%	0.1216	0	0	0.00%	0.00	(0.28)
	April 2006	964	977	98.67%	0.1146	0	0	0.00%	0.00	(0.29)
	March 2006	1084	1104	98.19%	0.1334	0	0	0.00%	0.00	(0.27)
	February 2006	875	882	99.21%	0.0887	0	0	0.00%	0.00	(0.31)
	January 2006	804	811	99.14%	0.0925	0	0	0.00%	0.00	(0.30)
	December 2005	654	661	98.94%	0.1024	0	0	0.00%	0.00	(0.30)
	November 2005	832	836	99.52%	0.069	0	0	0.00%	0.00	(0.32)
	October 2005	1157	1162	99.57%	0.0655	0	0	0.00%	0.00	(0.32)
	September 2005	855	861	99.30%	0.0832	0	0	0.00%	0.00	(0.31)
	August 2005	814	821	99.15%	0.0919	0	0	0.00%	0.00	(0.30)
PO-5B-2(b) FOCs On Time For	July 2006	909	915	99.34%	0.0807	0	0	0.00%	0.00	(0.31)
Electronic/Manual LSRs Received Via EDI	June 2006	1112	1126	98.76%	0.1108	0	0	0.00%	0.00	(0.29)
Unbundled Loop Aggregate Benchmark 0.9	May 2006	1011	1025	98.63%	0.1161	0	0	0.00%	0.00	(0.29)
	April 2006	894	907	98.57%	0.1189	0	0	0.00%	0.00	(0.29)
	March 2006	1009	1029	98.06%	0.1381	0	0	0.00%	0.00	(0.27)
	February 2006	816	823	99.15%	0.0918	0	0	0.00%	0.00	(0.30)
	January 2006	740	747	99.06%	0.0963	0	0	0.00%	0.00	(0.30)
	December 2005	592	599	98.83%	0.1075	0	0	0.00%	0.00	(0.29)
	November 2005	778	782	99.49%	0.0713	0	0	0.00%	0.00	(0.32)
	October 2005	1103	1108	99.55%	0.067	0	0	0.00%	0.00	(0.32)
	September 2005	794	800	99.25%	0.0863	0	0	0.00%	0.00	(0.31)
	August 2005	747	754	99.07%	0.0959	0	0	0.00%	0.00	(0.30)
PO-5B-2(c) FOCs On Time For	July 2006	1257	1257	100.00%	0	0	0	0.00%	0.00	(0.33)
Electronic/Manual LSRs Received Via EDI	June 2006	1283	1283	100.00%	0	0	0	0.00%	0.00	(0.33)
LNP Benchmark 0.9	May 2006	916	916	100.00%	0	0	0	0.00%	0.00	(0.33)
	April 2006	740	740	100.00%	0	0	0	0.00%	0.00	(0.33)
	March 2006	795	795	100.00%	0	0	0	0.00%	0.00	(0.33)
	February 2006	703	703	100.00%	0	0	0	0.00%	0.00	(0.33)
	January 2006	638	638	100.00%	0	0	0	0.00%	0.00	(0.33)
	December 2005	610	610	100.00%	0	0	0	0.00%	0.00	(0.33)
	November 2005	560	561	99.82%	0.0422	0	0	0.00%	0.00	(0.33)
	October 2005	352	353	99.72%	0.0531	0	0	0.00%	0.00	(0.32)
	September 2005	271	272	99.63%	0.0605	0	0	0.00%	0.00	(0.32)
	August 2005	263	263	100.00%	0	0	0	0.00%	0.00	(0.33)
PO-5C-(a) FOCs on Time for Manual	July 2006	0	0	0.00%	0	0	0	0.00%	0.00	0.00
Resale Aggregate Benchmark 0.9	June 2006	0	0	0.00%	0	0	0	0.00%	0.00	0.00
	May 2006	0	0	0.00%	0	0	0	0.00%	0.00	0.00
	April 2006	0	0	0.00%	0	0	0	0.00%	0.00	0.00

	March 2006	1	1	100.00%	0	0	0	0.00%	0.00	(0.33)
	February 2006	0	0	0.00%	0	0	0	0.00%	0.00	0.00
	January 2006	0	0	0.00%	0	0	0	0.00%	0.00	0.00
	December 2005	1	1	100.00%	0	0	0	0.00%	0.00	(0.33)
	November 2005	3	3	100.00%	0	0	0	0.00%	0.00	(0.33)
	October 2005	0	0	0.00%	0	0	0	0.00%	0.00	0.00
	September 2005	0	0	0.00%	0	0	0	0.00%	0.00	0.00
	August 2005	1	3	33.33%	0.4714	0	0	0.00%	0.00	1.89
PO-5C-(b) FOCs on Time for Manual	July 2006	2	2	100.00%	0	0	0	0.00%	0.00	(0.33)
Unbundled Loop AGG-EELs Benchmark	June 2006	1	1	100.00%	0	0	0	0.00%	0.00	(0.33)
0.9	May 2006	2	2	100.00%	0	0	0	0.00%	0.00	(0.33)
	April 2006	2	2	100.00%	0	0	0	0.00%	0.00	(0.33)
	March 2006	0	0	0.00%	0	0	0	0.00%	0.00	0.00
	February 2006	1	1	100.00%	0	0	0	0.00%	0.00	(0.33)
	January 2006	0	0	0.00%	0	0	0	0.00%	0.00	0.00
	December 2005	3	3	100.00%	0	0	0	0.00%	0.00	(0.33)
	November 2005	3	3	100.00%	0	0	0	0.00%	0.00	(0.33)
	October 2005	0	0	0.00%	0	0	0	0.00%	0.00	0.00
	September 2005	4	4	100.00%	0	0	0	0.00%	0.00	(0.33)
	August 2005	2	2	100.00%	0	0	0	0.00%	0.00	(0.33)
PO-5C-(b) FOCs on Time for Manual	July 2006	2	2	100.00%	0	0	0	0.00%	0.00	(0.33)
Unbundled Loop Aggregate Benchmark	June 2006	1	1	100.00%	0	0	0	0.00%	0.00	(0.33)
0.9	May 2006	2	2	100.00%	0	0	0	0.00%	0.00	(0.33)
	April 2006	2	2	100.00%	0	0	0	0.00%	0.00	(0.33)
	March 2006	0	0	0.00%	0	0	0	0.00%	0.00	0.00
	February 2006	1	1	100.00%	0	0	0	0.00%	0.00	(0.33)
	January 2006	0	0	0.00%	0	0	0	0.00%	0.00	0.00
	December 2005	3	3	100.00%	0	0	0	0.00%	0.00	(0.33)
	November 2005	3	3	100.00%	0	0	0	0.00%	0.00	(0.33)
	October 2005	0	0	0.00%	0	0	0	0.00%	0.00	0.00
	September 2005	4	4	100.00%	0	0	0	0.00%	0.00	(0.33)
	August 2005	2	2	100.00%	0	0	0	0.00%	0.00	(0.33)
PO-5C-(c) FOCs on Time for Manual LNP	July 2006	9	9	100.00%	0	0	0	0.00%	0.00	(0.33)
Benchmark 0.9	June 2006	4	4	100.00%	0	0	0	0.00%	0.00	(0.33)
	May 2006	0	0	0.00%	0	0	0	0.00%	0.00	0.00
	April 2006	4	4	100.00%	0	0	0	0.00%	0.00	(0.33)
	March 2006	2	2	100.00%	0	0	0	0.00%	0.00	(0.33)
	February 2006	2	2	100.00%	0	0	0	0.00%	0.00	(0.33)
	January 2006	3	3	100.00%	0	0	0	0.00%	0.00	(0.33)
	December 2005	3	3	100.00%	0	0	0	0.00%	0.00	(0.33)
	November 2005	3	3	100.00%	0	0	0	0.00%	0.00	(0.33)
	October 2005	6	6	100.00%	0	0	0	0.00%	0.00	(0.33)
	September 2005	30	30	100.00%	0	0	0	0.00%	0.00	(0.33)
	August 2005	8	8	100.00%	0	0	0	0.00%	0.00	(0.33)
PO-5D Firm Order Confirmations (FOCs)	July 2006	55	55	100.00%	0	0	0	0.00%	0.00	(0.53)
On Time LIS Trunk Benchmark 0.85	June 2006	47	47	100.00%	0	0	0	0.00%	0.00	(0.53)
	May 2006	43	43	100.00%	0	0	0	0.00%	0.00	(0.53)
	April 2006	48	49	97.96%	0.1414	0	0	0.00%	0.00	(0.46)
	March 2006	45	45	100.00%	0	0	0	0.00%	0.00	(0.53)
	February 2006	52	52	100.00%	0	0	0	0.00%	0.00	(0.53)
	January 2006	38	38	100.00%	0	0	0	0.00%	0.00	(0.53)
	December 2005	71	71	100.00%	0	0	0	0.00%	0.00	(0.53)
	November 2005	40	41	97.56%	0.1543	0	0	0.00%	0.00	(0.44)

	October 2005	26	26	100.00%	0	0	0	0.00%	0.00	(0.53)
	September 2005	40	40	100.00%	0	0	0	0.00%	0.00	(0.53)
	August 2005	43	43	100.00%	0	0	0	0.00%	0.00	(0.53)
PO-6A Notices Made Available via IMA - GUI All Benchmark 0.25	July 2006	66.6458333	2705	0:35	0.16875	0	0	0:00	0.00	(2.70)
	June 2006	72.8576389	3243	0:32	0.222222222	0	0	0:00	0.00	(2.73)
	May 2006	136.308333	3490	0:56	0.275694444	0	0	0:00	0.00	(2.53)
	April 2006	231.052778	3181	1:45	0.2	0	0	0:00	0.00	(2.13)
	March 2006	127.539583	4109	0:45	0.125694444	0	0	0:00	0.00	(2.63)
	February 2006	107.356944	3804	0:41	0.126388889	0	0	0:00	0.00	(2.66)
	January 2006	116.707639	4009	0:42	0.143055556	0	0	0:00	0.00	(2.65)
	December 2005	128.490278	3892	0:48	0.124305556	0	0	0:00	0.00	(2.60)
	November 2005	102.805556	3882	0:38	0.157638889	0	0	0:00	0.00	(2.68)
	October 2005	128.200694	4676	0:39	0.136111111	0	0	0:00	0.00	(2.67)
	September 2005	130.352083	4643	0:40	0.145833333	0	0	0:00	0.00	(2.66)
	August 2005	152.323611	4405	0:50	0.634027778	0	0	0:00	0.00	(2.59)
PO-6B Notices Transmitted via IMA - EDI All Benchmark 0.25	July 2006	344.982639	7470	1:07	0.052777778	0	0	0:00	0.00	(2.45)
	June 2006	344.794444	7831	1:03	0.038888889	0	0	0:00	0.00	(2.47)
	May 2006	229.277778	6152	0:54	0.083333333	0	0	0:00	0.00	(2.55)
	April 2006	0	4612	2:20	0.259722222	0	0	0:00	0.00	(1.84)
	March 2006	307.961111	5984	1:14	0.100694444	0	0	0:00	0.00	(2.38)
	February 2006	197.690278	4984	0:57	0.05	0	0	0:00	0.00	(2.52)
	January 2006	167.510417	4391	0:55	0.1375	0	0	0:00	0.00	(2.54)
	December 2005	154.154861	4773	0:47	0.059722222	0	0	0:00	0.00	(2.61)
	November 2005	142.985417	4460	0:46	0.072222222	0	0	0:00	0.00	(2.62)
	October 2005	108.947917	3665	0:43	0.055555556	0	0	0:00	0.00	(2.64)
	September 2005	63.2465278	2767	0:33	0.129861111	0	0	0:00	0.00	(2.73)
	August 2005	75.4444444	4300	0:25	0.089583333	0	0	0:00	0.00	(2.79)
PO-7A,C Notices Made Available via IMA - GUI / Billing System Posting Completions All Parity	July 2006	3509	3509	100.00%	0	243598	243598	100.00%	0.00	0.00
	June 2006	4016	4016	100.00%	0	259646	259646	100.00%	0.00	0.00
	May 2006	4377	4378	99.98%	0.0151	240116	240116	100.00%	0.00	0.00
	April 2006	3869	3869	100.00%	0	213545	235604	100.00%	0.00	0.00
	March 2006	5334	5335	99.98%	0.0137	260187	213545	100.00%	0.00	0.00
	February 2006	4805	4805	100.00%	0	235940	260187	100.00%	0.00	0.00
	January 2006	5244	5244	100.00%	0	266218	235940	100.00%	0.00	0.00
	December 2005	4862	4931	98.60%	0.1175	236717	266218	100.00%	0.00	0.00
	November 2005	5088	5088	100.00%	0	242868	236717	100.00%	0.00	0.00
	October 2005	5715	5715	100.00%	0	272759	242868	100.00%	0.00	0.00
	September 2005	5729	5730	99.98%	0.0132	235604	272759	100.00%	0.00	0.00
	August 2005	5828	5832	99.93%	0.0262	254615	254615	100.00%	0.00	0.00
PO-7B,C Notices Transmitted via IMA - EDI / Billing System Posting Completions All Parity	July 2006	597	597	100.00%	0	243598	243598	100.00%	0.00	0.00
	June 2006	666	666	100.00%	0	259646	259646	100.00%	0.00	0.00
	May 2006	668	668	100.00%	0	240116	240116	100.00%	0.00	0.00
	April 2006	559	559	100.00%	0	213545	235604	100.00%	0.00	0.00
	March 2006	794	794	100.00%	0	260187	213545	100.00%	0.00	0.00
	February 2006	411	411	100.00%	0	235940	260187	100.00%	0.00	0.00
	January 2006	495	495	100.00%	0	266218	235940	100.00%	0.00	0.00
	December 2005	470	470	100.00%	0	236717	266218	100.00%	0.00	0.00
	November 2005	536	536	100.00%	0	242868	236717	100.00%	0.00	0.00
	October 2005	381	381	100.00%	0	272759	242868	100.00%	0.00	0.00
	September 2005	517	517	100.00%	0	235604	272759	100.00%	0.00	0.00
	August 2005	272	272	100.00%	0	254615	254615	100.00%	0.00	0.00
PO-8A Jeopardy Notice Interval Non-Designed Services Parity	July 2006	12	6	2	1.1	127	69	1.84	-0.10	(1.06)
	June 2006	1	2	0.5	0.71	245	92	2.66	0.75	(0.40)

December 2005
November 2005
October 2005
September 2005
August 2005

0 July 2006
June 2006
May 2006
April 2006
March 2006
February 2006
January 2006
December 2005
November 2005
October 2005
September 2005
August 2005

0 July 2006
June 2006
May 2006
April 2006
March 2006
February 2006
January 2006
December 2005
November 2005
October 2005
September 2005
August 2005

0 July 2006
June 2006
May 2006
April 2006
March 2006
February 2006
January 2006
December 2005
November 2005
October 2005
September 2005
August 2005

0 July 2006
June 2006
May 2006
April 2006
March 2006
February 2006
January 2006
December 2005
November 2005
October 2005
September 2005
August 2005

0 July 2006
June 2006
May 2006
April 2006
March 2006
February 2006
January 2006
December 2005
November 2005
October 2005
September 2005
August 2005

0 July 2006
June 2006
May 2006
April 2006
March 2006
February 2006
January 2006
December 2005
November 2005
October 2005
September 2005
August 2005

0 July 2006
June 2006
May 2006
April 2006
March 2006
February 2006
January 2006
December 2005
November 2005
October 2005
September 2005
August 2005

0 July 2006
June 2006
May 2006
April 2006
March 2006
February 2006
January 2006
December 2005
November 2005
October 2005
September 2005
August 2005

0 July 2006
June 2006
May 2006
April 2006
March 2006

February 2006
January 2006
December 2005
November 2005
October 2005
September 2005
August 2005

0 July 2006
June 2006
May 2006
April 2006
March 2006
February 2006
January 2006
December 2005
November 2005
October 2005
September 2005
August 2005

0 July 2006
June 2006
May 2006
April 2006
March 2006
February 2006
January 2006
December 2005
November 2005
October 2005
September 2005
August 2005

0 July 2006
June 2006
May 2006
April 2006
March 2006
February 2006
January 2006
December 2005
November 2005
October 2005
September 2005
August 2005

0 July 2006
June 2006
May 2006
April 2006
March 2006
February 2006
January 2006
December 2005
November 2005
October 2005

September 2005

August 2005

0 July 2006

June 2006

May 2006

April 2006

March 2006

February 2006

January 2006

December 2005

November 2005

October 2005

September 2005

August 2005

0 July 2006

June 2006

May 2006

April 2006

March 2006

February 2006

January 2006

December 2005

November 2005

October 2005

September 2005

August 2005

0 July 2006

June 2006

May 2006

April 2006

March 2006

February 2006

January 2006

December 2005

November 2005

October 2005

September 2005

August 2005

0 July 2006

June 2006

May 2006

April 2006

March 2006

February 2006

January 2006

December 2005

November 2005

October 2005

September 2005

August 2005

0 July 2006

June 2006

May 2006

April 2006
March 2006
February 2006
January 2006
December 2005
November 2005
October 2005
September 2005
August 2005

0 July 2006
June 2006
May 2006
April 2006
March 2006
February 2006
January 2006
December 2005
November 2005
October 2005
September 2005
August 2005

0 July 2006
June 2006
May 2006
April 2006
March 2006
February 2006
January 2006
December 2005
November 2005
October 2005
September 2005
August 2005

0 July 2006
June 2006
May 2006
April 2006
March 2006
February 2006
January 2006
December 2005
November 2005
October 2005
September 2005
August 2005

0 July 2006
June 2006
May 2006
April 2006
March 2006
February 2006
January 2006
December 2005

November 2005
October 2005
September 2005
August 2005

0 July 2006
June 2006
May 2006
April 2006
March 2006
February 2006
January 2006
December 2005
November 2005
October 2005
September 2005
August 2005

0 July 2006
June 2006
May 2006
April 2006
March 2006
February 2006
January 2006
December 2005
November 2005
October 2005
September 2005
August 2005

0 July 2006
June 2006
May 2006
April 2006
March 2006
February 2006
January 2006
December 2005
November 2005
October 2005
September 2005
August 2005

0 July 2006
June 2006
May 2006
April 2006
March 2006
February 2006
January 2006
December 2005
November 2005
October 2005
September 2005
August 2005

0 July 2006

June 2006
May 2006
April 2006
March 2006
February 2006
January 2006
December 2005
November 2005
October 2005
September 2005
August 2005

0 July 2006
June 2006
May 2006
April 2006
March 2006
February 2006
January 2006
December 2005
November 2005
October 2005
September 2005
August 2005

0 July 2006
June 2006
May 2006
April 2006
March 2006
February 2006
January 2006
December 2005
November 2005
October 2005
September 2005
August 2005

0 July 2006
June 2006
May 2006
April 2006
March 2006
February 2006
January 2006
December 2005
November 2005
October 2005
September 2005
August 2005

0 July 2006
June 2006
May 2006
April 2006
March 2006
February 2006

January 2006
December 2005
November 2005
October 2005
September 2005
August 2005

0 July 2006
June 2006
May 2006
April 2006
March 2006
February 2006
January 2006
December 2005
November 2005
October 2005
September 2005
August 2005

0 July 2006
June 2006
May 2006
April 2006
March 2006
February 2006
January 2006
December 2005
November 2005
October 2005
September 2005
August 2005

0 July 2006
June 2006
May 2006
April 2006
March 2006
February 2006
January 2006
December 2005
November 2005
October 2005
September 2005
August 2005

0 July 2006
June 2006
May 2006
April 2006
March 2006
February 2006
January 2006
December 2005
November 2005
October 2005
September 2005

August 2005
0 July 2006
June 2006
May 2006
April 2006
March 2006
February 2006
January 2006
December 2005
November 2005
October 2005
September 2005
August 2005

0 July 2006
June 2006
May 2006
April 2006
March 2006
February 2006
January 2006
December 2005
November 2005
October 2005
September 2005
August 2005

0 July 2006
June 2006
May 2006
April 2006
March 2006
February 2006
January 2006
December 2005
November 2005
October 2005
September 2005
August 2005

0 July 2006
June 2006
May 2006
April 2006
March 2006
February 2006
January 2006
December 2005
November 2005
October 2005
September 2005
August 2005

0 July 2006
June 2006
May 2006
April 2006

March 2006
February 2006
January 2006
December 2005
November 2005
October 2005
September 2005
August 2005

0 July 2006
June 2006
May 2006
April 2006
March 2006
February 2006
January 2006
December 2005
November 2005
October 2005
September 2005
August 2005

0 July 2006
June 2006
May 2006
April 2006
March 2006
February 2006
January 2006
December 2005
November 2005
October 2005
September 2005
August 2005

0 July 2006
June 2006
May 2006
April 2006
March 2006
February 2006
January 2006
December 2005
November 2005
October 2005
September 2005
August 2005

0 July 2006
June 2006
May 2006
April 2006
March 2006
February 2006
January 2006
December 2005
November 2005

October 2005
September 2005
August 2005
0 July 2006
June 2006
May 2006
April 2006
March 2006
February 2006
January 2006
December 2005
November 2005
October 2005
September 2005
August 2005
0 July 2006
June 2006
May 2006
April 2006
March 2006
February 2006
January 2006
December 2005
November 2005
October 2005
September 2005
August 2005
0 July 2006
June 2006
May 2006
April 2006
March 2006
February 2006
January 2006
December 2005
November 2005
October 2005
September 2005
August 2005
0 July 2006
June 2006
May 2006
April 2006
March 2006
February 2006
January 2006
December 2005
November 2005
October 2005
September 2005
August 2005
0 July 2006
June 2006

May 2006
April 2006
March 2006
February 2006
January 2006
December 2005
November 2005
October 2005
September 2005
August 2005

0 July 2006
June 2006
May 2006
April 2006
March 2006
February 2006
January 2006
December 2005
November 2005
October 2005
September 2005
August 2005

0 July 2006
June 2006
May 2006
April 2006
March 2006
February 2006
January 2006
December 2005
November 2005
October 2005
September 2005
August 2005

0 July 2006
June 2006
May 2006
April 2006
March 2006
February 2006
January 2006
December 2005
November 2005
October 2005
September 2005
August 2005

0 July 2006
June 2006
May 2006
April 2006
March 2006
February 2006
January 2006

December 2005
November 2005
October 2005
September 2005
August 2005

0 July 2006
June 2006
May 2006
April 2006
March 2006
February 2006
January 2006
December 2005
November 2005
October 2005
September 2005
August 2005

0 July 2006
June 2006
May 2006
April 2006
March 2006
February 2006
January 2006
December 2005
November 2005
October 2005
September 2005
August 2005

0 July 2006
June 2006
May 2006
April 2006
March 2006
February 2006
January 2006
December 2005
November 2005
October 2005
September 2005
August 2005

0 July 2006
June 2006
May 2006
April 2006
March 2006
February 2006
January 2006
December 2005
November 2005
October 2005
September 2005
August 2005

0 July 2006
June 2006
May 2006
April 2006
March 2006
February 2006
January 2006
December 2005
November 2005
October 2005
September 2005
August 2005

0 July 2006
June 2006
May 2006
April 2006
March 2006
February 2006
January 2006
December 2005
November 2005
October 2005
September 2005
August 2005

0 July 2006
June 2006
May 2006
April 2006
March 2006
February 2006
January 2006
December 2005
November 2005
October 2005
September 2005
August 2005

0 July 2006
June 2006
May 2006
April 2006
March 2006
February 2006
January 2006
December 2005
November 2005
October 2005
September 2005
August 2005

0 July 2006
June 2006
May 2006
April 2006
March 2006

February 2006
January 2006
December 2005
November 2005
October 2005
September 2005
August 2005

0 July 2006
June 2006
May 2006
April 2006
March 2006
February 2006
January 2006
December 2005
November 2005
October 2005
September 2005
August 2005

0 July 2006
June 2006
May 2006
April 2006
March 2006
February 2006
January 2006
December 2005
November 2005
October 2005
September 2005
August 2005

0 July 2006
June 2006
May 2006
April 2006
March 2006
February 2006
January 2006
December 2005
November 2005
October 2005
September 2005
August 2005

0 July 2006
June 2006
May 2006
April 2006
March 2006
February 2006
January 2006
December 2005
November 2005
October 2005

September 2005
August 2005

0 July 2006
June 2006
May 2006
April 2006
March 2006
February 2006
January 2006
December 2005
November 2005
October 2005
September 2005
August 2005

0 July 2006
June 2006
May 2006
April 2006
March 2006
February 2006
January 2006
December 2005
November 2005
October 2005
September 2005
August 2005

0 July 2006
June 2006
May 2006
April 2006
March 2006
February 2006
January 2006
December 2005
November 2005
October 2005
September 2005
August 2005

0 July 2006
June 2006
May 2006
April 2006
March 2006
February 2006
January 2006
December 2005
November 2005
October 2005
September 2005
August 2005

0 July 2006
June 2006
May 2006

April 2006
March 2006
February 2006
January 2006
December 2005
November 2005
October 2005
September 2005
August 2005

0 July 2006
June 2006
May 2006
April 2006
March 2006
February 2006
January 2006
December 2005
November 2005
October 2005
September 2005
August 2005

0 July 2006
June 2006
May 2006
April 2006
March 2006
February 2006
January 2006
December 2005
November 2005
October 2005
September 2005
August 2005

0 July 2006
June 2006
May 2006
April 2006
March 2006
February 2006
January 2006
December 2005
November 2005
October 2005
September 2005
August 2005

0 July 2006
June 2006
May 2006
April 2006
March 2006
February 2006
January 2006
December 2005

November 2005
October 2005
September 2005
August 2005

0 July 2006
June 2006
May 2006
April 2006
March 2006
February 2006
January 2006
December 2005
November 2005
October 2005
September 2005
August 2005

0 July 2006
June 2006
May 2006
April 2006
March 2006
February 2006
January 2006
December 2005
November 2005
October 2005
September 2005
August 2005

0 July 2006
June 2006
May 2006
April 2006
March 2006
February 2006
January 2006
December 2005
November 2005
October 2005
September 2005
August 2005

0 July 2006
June 2006
May 2006
April 2006
March 2006
February 2006
January 2006
December 2005
November 2005
October 2005
September 2005
August 2005

0 July 2006

June 2006
May 2006
April 2006
March 2006
February 2006
January 2006
December 2005
November 2005
October 2005
September 2005
August 2005

0 July 2006
June 2006
May 2006
April 2006
March 2006
February 2006
January 2006
December 2005
November 2005
October 2005
September 2005
August 2005

0 July 2006
June 2006
May 2006
April 2006
March 2006
February 2006
January 2006
December 2005
November 2005
October 2005
September 2005
August 2005

0 July 2006
June 2006
May 2006
April 2006
March 2006
February 2006
January 2006
December 2005
November 2005
October 2005
September 2005
August 2005

0 July 2006
June 2006
May 2006
April 2006
March 2006
February 2006

January 2006
December 2005
November 2005
October 2005
September 2005
August 2005

0 July 2006

June 2006
May 2006
April 2006
March 2006
February 2006
January 2006
December 2005
November 2005
October 2005
September 2005
August 2005

0 July 2006

June 2006
May 2006
April 2006
March 2006
February 2006
January 2006
December 2005
November 2005
October 2005
September 2005
August 2005

0 July 2006

June 2006
May 2006
April 2006
March 2006
February 2006
January 2006
December 2005
November 2005
October 2005
September 2005
August 2005

0 July 2006

June 2006
May 2006
April 2006
March 2006
February 2006
January 2006
December 2005
November 2005
October 2005
September 2005

August 2005
0 July 2006
June 2006
May 2006
April 2006
March 2006
February 2006
January 2006
December 2005
November 2005
October 2005
September 2005
August 2005

0 July 2006
June 2006
May 2006
April 2006
March 2006
February 2006
January 2006
December 2005
November 2005
October 2005
September 2005
August 2005

0 July 2006
June 2006
May 2006
April 2006
March 2006
February 2006
January 2006
December 2005
November 2005
October 2005
September 2005
August 2005

0 July 2006
June 2006
May 2006
April 2006
March 2006
February 2006
January 2006
December 2005
November 2005
October 2005
September 2005
August 2005

0 July 2006
June 2006
May 2006
April 2006

March 2006
February 2006
January 2006
December 2005
November 2005
October 2005
September 2005
August 2005

0 July 2006
June 2006
May 2006
April 2006
March 2006
February 2006
January 2006
December 2005
November 2005
October 2005
September 2005
August 2005

0 July 2006
June 2006
May 2006
April 2006
March 2006
February 2006
January 2006
December 2005
November 2005
October 2005
September 2005
August 2005

0 July 2006
June 2006
May 2006
April 2006
March 2006
February 2006
January 2006
December 2005
November 2005
October 2005
September 2005
August 2005

0 July 2006
June 2006
May 2006
April 2006
March 2006
February 2006
January 2006
December 2005
November 2005

October 2005
September 2005
August 2005

July 2006
June 2006
May 2006
April 2006
March 2006
February 2006
January 2006
December 2005
November 2005
October 2005
September 2005
August 2005

July 2006
June 2006
May 2006
April 2006
March 2006
February 2006
January 2006
December 2005
November 2005
October 2005
September 2005
August 2005

July 2006
June 2006
May 2006
April 2006
March 2006
February 2006
January 2006
December 2005
November 2005
October 2005
September 2005
August 2005

July 2006
June 2006

May 2006
April 2006
March 2006
February 2006
January 2006
December 2005
November 2005
October 2005
September 2005
August 2005

July 2006
June 2006
May 2006
April 2006
March 2006
February 2006
January 2006
December 2005
November 2005
October 2005
September 2005
August 2005

July 2006
June 2006
May 2006
April 2006
March 2006
February 2006
January 2006
December 2005
November 2005
October 2005
September 2005
August 2005

July 2006
June 2006
May 2006
April 2006
March 2006
February 2006
January 2006

December 2005
November 2005
October 2005
September 2005
August 2005

July 2006
June 2006
May 2006
April 2006
March 2006
February 2006
January 2006
December 2005
November 2005
October 2005
September 2005
August 2005

July 2006
June 2006
May 2006
April 2006
March 2006
February 2006
January 2006
December 2005
November 2005
October 2005
September 2005
August 2005

July 2006
June 2006
May 2006
April 2006
March 2006
February 2006
January 2006
December 2005
November 2005
October 2005
September 2005
August 2005

July 2006
June 2006
May 2006
April 2006
March 2006
February 2006
January 2006
December 2005
November 2005
October 2005
September 2005
August 2005

July 2006
June 2006
May 2006
April 2006
March 2006
February 2006
January 2006
December 2005
November 2005
October 2005
September 2005
August 2005

July 2006
June 2006
May 2006
April 2006
March 2006
February 2006
January 2006
December 2005
November 2005
October 2005
September 2005
August 2005

July 2006
June 2006
May 2006
April 2006
March 2006
February 2006
January 2006
December 2005
November 2005
October 2005
September 2005
August 2005

July 2006
June 2006
May 2006
April 2006
March 2006

February 2006
January 2006
December 2005
November 2005
October 2005
September 2005
August 2005

July 2006
June 2006
May 2006
April 2006
March 2006
February 2006
January 2006
December 2005
November 2005
October 2005
September 2005
August 2005

July 2006
June 2006
May 2006
April 2006
March 2006
February 2006
January 2006
December 2005
November 2005
October 2005
September 2005
August 2005

July 2006
June 2006
May 2006
April 2006
March 2006
February 2006
January 2006
December 2005
November 2005
October 2005

September 2005
August 2005
July 2006
June 2006
May 2006
April 2006
March 2006
February 2006
January 2006
December 2005
November 2005
October 2005
September 2005
August 2005
July 2006
June 2006
May 2006
April 2006
March 2006
February 2006
January 2006
December 2005
November 2005
October 2005
September 2005
August 2005
July 2006
June 2006
May 2006
April 2006
March 2006
February 2006
January 2006
December 2005
November 2005
October 2005
September 2005
August 2005
July 2006
June 2006
May 2006

April 2006
March 2006
February 2006
January 2006
December 2005
November 2005
October 2005
September 2005

August 2005
July 2006
June 2006
May 2006
April 2006
March 2006
February 2006
January 2006
December 2005
November 2005
October 2005
September 2005

August 2005
July 2006
June 2006
May 2006
April 2006
March 2006
February 2006
January 2006
December 2005
November 2005
October 2005
September 2005

August 2005
July 2006
June 2006
May 2006
April 2006
March 2006
February 2006
January 2006
December 2005

November 2005
October 2005
September 2005
August 2005

July 2006
June 2006
May 2006
April 2006
March 2006
February 2006
January 2006
December 2005
November 2005
October 2005
September 2005
August 2005

July 2006
June 2006
May 2006
April 2006
March 2006
February 2006
January 2006
December 2005
November 2005
October 2005
September 2005
August 2005

July 2006
June 2006
May 2006
April 2006
March 2006
February 2006
January 2006
December 2005
November 2005
October 2005
September 2005
August 2005

July 2006

June 2006
May 2006
April 2006
March 2006
February 2006
January 2006
December 2005
November 2005
October 2005
September 2005
August 2005



July 2006
June 2006
May 2006
April 2006
March 2006
February 2006
January 2006
December 2005
November 2005
October 2005
September 2005
August 2005



July 2006
June 2006
May 2006
April 2006
March 2006
February 2006
January 2006
December 2005
November 2005
October 2005
September 2005
August 2005



July 2006
June 2006
May 2006
April 2006
March 2006
February 2006
January 2006
December 2005
November 2005
October 2005
September 2005
August 2005



July 2006
June 2006
May 2006
April 2006
March 2006
February 2006

January 2006
December 2005
November 2005
October 2005
September 2005
August 2005

July 2006
June 2006
May 2006
April 2006
March 2006
February 2006
January 2006
December 2005
November 2005
October 2005
September 2005
August 2005

July 2006
June 2006
May 2006
April 2006
March 2006
February 2006
January 2006
December 2005
November 2005
October 2005
September 2005
August 2005

July 2006
June 2006
May 2006
April 2006
March 2006
February 2006
January 2006
December 2005
November 2005
October 2005
September 2005
August 2005

July 2006
June 2006
May 2006
April 2006
March 2006
February 2006
January 2006
December 2005
November 2005
October 2005
September 2005

August 2005
July 2006
June 2006
May 2006
April 2006
March 2006
February 2006
January 2006
December 2005
November 2005
October 2005
September 2005
August 2005

July 2006
June 2006
May 2006
April 2006
March 2006
February 2006
January 2006
December 2005
November 2005
October 2005
September 2005
August 2005

July 2006
June 2006
May 2006
April 2006
March 2006
February 2006
January 2006
December 2005
November 2005
October 2005
September 2005
August 2005

July 2006
June 2006
May 2006
April 2006
March 2006
February 2006
January 2006
December 2005
November 2005
October 2005
September 2005
August 2005

July 2006
June 2006
May 2006
April 2006

March 2006
February 2006
January 2006
December 2005
November 2005
October 2005
September 2005
August 2005

July 2006
June 2006
May 2006
April 2006
March 2006
February 2006
January 2006
December 2005
November 2005
October 2005
September 2005
August 2005

July 2006
June 2006
May 2006
April 2006
March 2006
February 2006
January 2006
December 2005
November 2005
October 2005
September 2005
August 2005

July 2006
June 2006
May 2006
April 2006
March 2006
February 2006
January 2006
December 2005
November 2005

October 2005
September 2005
August 2005

July 2006
June 2006
May 2006
April 2006
March 2006
February 2006
January 2006
December 2005
November 2005
October 2005
September 2005
August 2005

July 2006
June 2006
May 2006
April 2006
March 2006
February 2006
January 2006
December 2005
November 2005
October 2005
September 2005
August 2005

July 2006
June 2006
May 2006
April 2006
March 2006
February 2006
January 2006
December 2005
November 2005
October 2005
September 2005
August 2005

July 2006
June 2006

May 2006
April 2006
March 2006
February 2006
January 2006
December 2005
November 2005
October 2005
September 2005
August 2005

July 2006
June 2006
May 2006
April 2006
March 2006
February 2006
January 2006
December 2005
November 2005
October 2005
September 2005
August 2005

July 2006
June 2006
May 2006
April 2006
March 2006
February 2006
January 2006
December 2005
November 2005
October 2005
September 2005
August 2005

July 2006
June 2006
May 2006
April 2006
March 2006
February 2006
January 2006

December 2005
November 2005
October 2005
September 2005
August 2005

July 2006
June 2006
May 2006
April 2006
March 2006
February 2006
January 2006
December 2005
November 2005
October 2005
September 2005
August 2005

July 2006
June 2006
May 2006
April 2006
March 2006
February 2006
January 2006
December 2005
November 2005
October 2005
September 2005
August 2005

July 2006
June 2006
May 2006
April 2006
March 2006
February 2006
January 2006
December 2005
November 2005
October 2005
September 2005
August 2005

July 2006
June 2006
May 2006
April 2006
March 2006
February 2006
January 2006
December 2005
November 2005
October 2005
September 2005
August 2005

July 2006
June 2006
May 2006
April 2006
March 2006
February 2006
January 2006
December 2005
November 2005
October 2005
September 2005
August 2005

July 2006
June 2006
May 2006
April 2006
March 2006
February 2006
January 2006
December 2005
November 2005
October 2005
September 2005
August 2005

July 2006
June 2006
May 2006
April 2006
March 2006
February 2006
January 2006
December 2005
November 2005
October 2005
September 2005
August 2005

July 2006
June 2006
May 2006
April 2006
March 2006

February 2006
January 2006
December 2005
November 2005
October 2005
September 2005
August 2005

July 2006
June 2006
May 2006
April 2006
March 2006
February 2006
January 2006
December 2005
November 2005
October 2005
September 2005
August 2005

July 2006
June 2006
May 2006
April 2006
March 2006
February 2006
January 2006
December 2005
November 2005
October 2005
September 2005
August 2005

July 2006
June 2006
May 2006
April 2006
March 2006
February 2006
January 2006
December 2005
November 2005
October 2005

September 2005
August 2005
July 2006
June 2006
May 2006
April 2006
March 2006
February 2006
January 2006
December 2005
November 2005
October 2005
September 2005
August 2005
July 2006
June 2006
May 2006
April 2006
March 2006
February 2006
January 2006
December 2005
November 2005
October 2005
September 2005
August 2005
July 2006
June 2006
May 2006
April 2006
March 2006
February 2006
January 2006
December 2005
November 2005
October 2005
September 2005
August 2005
July 2006
June 2006
May 2006

April 2006
March 2006
February 2006
January 2006
December 2005
November 2005
October 2005
September 2005

August 2005
July 2006
June 2006
May 2006
April 2006
March 2006
February 2006
January 2006
December 2005
November 2005
October 2005
September 2005

August 2005
July 2006
June 2006
May 2006
April 2006
March 2006
February 2006
January 2006
December 2005
November 2005
October 2005
September 2005


August 2005
July 2006
June 2006
May 2006
April 2006
March 2006
February 2006
January 2006
December 2005

November 2005
October 2005
September 2005
August 2005
July 2006
June 2006
May 2006
April 2006
March 2006
February 2006
January 2006
December 2005
November 2005
October 2005
September 2005
August 2005
July 2006
June 2006
May 2006
April 2006
March 2006
February 2006
January 2006
December 2005
November 2005
October 2005
September 2005
August 2005
July 2006
June 2006
May 2006
April 2006
March 2006
February 2006
January 2006
December 2005
November 2005
October 2005
September 2005
August 2005
July 2006
June 2006
May 2006
April 2006
March 2006
February 2006
January 2006
December 2005
November 2005
October 2005
September 2005
August 2005
July 2006

June 2006
May 2006
April 2006
March 2006
February 2006
January 2006
December 2005
November 2005
October 2005
September 2005
August 2005




July 2006
June 2006
May 2006
April 2006
March 2006
February 2006
January 2006
December 2005
November 2005
October 2005
September 2005
August 2005



July 2006
June 2006
May 2006
April 2006
March 2006
February 2006
January 2006
December 2005
November 2005
October 2005
September 2005
August 2005



July 2006
June 2006
May 2006
April 2006
March 2006
February 2006
January 2006
December 2005
November 2005
October 2005
September 2005
August 2005



July 2006
June 2006
May 2006
April 2006
March 2006
February 2006

January 2006
December 2005
November 2005
October 2005
September 2005
August 2005

July 2006
June 2006
May 2006
April 2006
March 2006
February 2006
January 2006
December 2005
November 2005
October 2005
September 2005
August 2005

July 2006
June 2006
May 2006
April 2006
March 2006
February 2006
January 2006
December 2005
November 2005
October 2005
September 2005
August 2005

July 2006
June 2006
May 2006
April 2006
March 2006
February 2006
January 2006
December 2005
November 2005
October 2005
September 2005
August 2005

July 2006
June 2006
May 2006
April 2006
March 2006
February 2006
January 2006
December 2005
November 2005
October 2005
September 2005

August 2005
July 2006
June 2006
May 2006
April 2006
March 2006
February 2006
January 2006
December 2005
November 2005
October 2005
September 2005
August 2005

July 2006
June 2006
May 2006
April 2006
March 2006
February 2006
January 2006
December 2005
November 2005
October 2005
September 2005
August 2005

July 2006
June 2006
May 2006
April 2006
March 2006
February 2006
January 2006
December 2005
November 2005
October 2005
September 2005
August 2005

July 2006
June 2006
May 2006
April 2006
March 2006
February 2006
January 2006
December 2005
November 2005
October 2005
September 2005
August 2005

July 2006
June 2006
May 2006
April 2006

March 2006
February 2006
January 2006
December 2005
November 2005
October 2005
September 2005
August 2005

July 2006
June 2006
May 2006
April 2006
March 2006
February 2006
January 2006
December 2005
November 2005
October 2005
September 2005
August 2005

July 2006
June 2006
May 2006
April 2006
March 2006
February 2006
January 2006
December 2005
November 2005
October 2005
September 2005
August 2005

July 2006
June 2006
May 2006
April 2006
March 2006
February 2006
January 2006
December 2005
November 2005

October 2005
September 2005
August 2005

July 2006
June 2006
May 2006
April 2006
March 2006
February 2006
January 2006
December 2005
November 2005
October 2005
September 2005
August 2005

July 2006
June 2006
May 2006
April 2006
March 2006
February 2006
January 2006
December 2005
November 2005
October 2005
September 2005
August 2005

July 2006
June 2006
May 2006
April 2006
March 2006
February 2006
January 2006
December 2005
November 2005
October 2005
September 2005
August 2005

July 2006
June 2006

May 2006
April 2006
March 2006
February 2006
January 2006
December 2005
November 2005
October 2005
September 2005
August 2005

July 2006
June 2006
May 2006
April 2006
March 2006
February 2006
January 2006
December 2005
November 2005
October 2005
September 2005
August 2005

July 2006
June 2006
May 2006
April 2006
March 2006
February 2006
January 2006
December 2005
November 2005
October 2005
September 2005
August 2005

July 2006
June 2006
May 2006
April 2006
March 2006
February 2006
January 2006

December 2005
November 2005
October 2005
September 2005
August 2005

July 2006
June 2006
May 2006
April 2006
March 2006
February 2006
January 2006
December 2005
November 2005
October 2005
September 2005
August 2005

July 2006
June 2006
May 2006
April 2006
March 2006
February 2006
January 2006
December 2005
November 2005
October 2005
September 2005
August 2005

July 2006
June 2006
May 2006
April 2006
March 2006
February 2006
January 2006
December 2005
November 2005
October 2005
September 2005
August 2005

July 2006
June 2006
May 2006
April 2006
March 2006
February 2006
January 2006
December 2005
November 2005
October 2005
September 2005
August 2005

July 2006
June 2006
May 2006
April 2006
March 2006
February 2006
January 2006
December 2005
November 2005
October 2005
September 2005
August 2005

July 2006
June 2006
May 2006
April 2006
March 2006
February 2006
January 2006
December 2005
November 2005
October 2005
September 2005
August 2005

July 2006
June 2006
May 2006
April 2006
March 2006
February 2006
January 2006
December 2005
November 2005
October 2005
September 2005
August 2005

July 2006
June 2006
May 2006
April 2006
March 2006

February 2006
January 2006
December 2005
November 2005
October 2005
September 2005
August 2005

July 2006
June 2006
May 2006
April 2006
March 2006
February 2006
January 2006
December 2005
November 2005
October 2005
September 2005
August 2005

July 2006
June 2006
May 2006
April 2006
March 2006
February 2006
January 2006
December 2005
November 2005
October 2005
September 2005
August 2005

July 2006
June 2006
May 2006
April 2006
March 2006
February 2006
January 2006
December 2005
November 2005
October 2005

September 2005
August 2005
July 2006
June 2006
May 2006
April 2006
March 2006
February 2006
January 2006
December 2005
November 2005
October 2005
September 2005
August 2005
July 2006
June 2006
May 2006
April 2006
March 2006
February 2006
January 2006
December 2005
November 2005
October 2005
September 2005
August 2005
July 2006
June 2006
May 2006
April 2006
March 2006
February 2006
January 2006
December 2005
November 2005
October 2005
September 2005
August 2005
July 2006
June 2006
May 2006
April 2006
March 2006
February 2006
January 2006
December 2005
November 2005
October 2005
September 2005
August 2005
July 2006
June 2006
May 2006

April 2006
March 2006
February 2006
January 2006
December 2005
November 2005
October 2005
September 2005

August 2005
July 2006
June 2006
May 2006
April 2006
March 2006
February 2006
January 2006
December 2005
November 2005
October 2005
September 2005

August 2005
July 2006
June 2006
May 2006
April 2006
March 2006
February 2006
January 2006
December 2005
November 2005
October 2005
September 2005

August 2005
July 2006
June 2006
May 2006
April 2006
March 2006
February 2006
January 2006
December 2005

November 2005
October 2005
September 2005
August 2005
July 2006
June 2006
May 2006
April 2006
March 2006
February 2006
January 2006
December 2005
November 2005
October 2005
September 2005
August 2005
July 2006
June 2006
May 2006
April 2006
March 2006
February 2006
January 2006
December 2005
November 2005
October 2005
September 2005
August 2005
July 2006
June 2006
May 2006
April 2006
March 2006
February 2006
January 2006
December 2005
November 2005
October 2005
September 2005
August 2005
July 2006
June 2006
May 2006
April 2006
March 2006
February 2006
January 2006
December 2005
November 2005
October 2005
September 2005
August 2005
July 2006

June 2006
May 2006
April 2006
March 2006
February 2006
January 2006
December 2005
November 2005
October 2005
September 2005
August 2005




July 2006
June 2006
May 2006
April 2006
March 2006
February 2006
January 2006
December 2005
November 2005
October 2005
September 2005
August 2005



July 2006
June 2006
May 2006
April 2006
March 2006
February 2006
January 2006
December 2005
November 2005
October 2005
September 2005
August 2005



July 2006
June 2006
May 2006
April 2006
March 2006
February 2006
January 2006
December 2005
November 2005
October 2005
September 2005
August 2005



July 2006
June 2006
May 2006
April 2006
March 2006
February 2006

January 2006
December 2005
November 2005
October 2005
September 2005
August 2005

July 2006
June 2006
May 2006
April 2006
March 2006
February 2006
January 2006
December 2005
November 2005
October 2005
September 2005
August 2005

July 2006
June 2006
May 2006
April 2006
March 2006
February 2006
January 2006
December 2005
November 2005
October 2005
September 2005
August 2005

July 2006
June 2006
May 2006
April 2006
March 2006
February 2006
January 2006
December 2005
November 2005
October 2005
September 2005
August 2005

July 2006
June 2006
May 2006
April 2006
March 2006
February 2006
January 2006
December 2005
November 2005
October 2005
September 2005

August 2005
July 2006
June 2006
May 2006
April 2006
March 2006
February 2006
January 2006
December 2005
November 2005
October 2005
September 2005
August 2005

July 2006
June 2006
May 2006
April 2006
March 2006
February 2006
January 2006
December 2005
November 2005
October 2005
September 2005
August 2005

July 2006
June 2006
May 2006
April 2006
March 2006
February 2006
January 2006
December 2005
November 2005
October 2005
September 2005
August 2005

July 2006
June 2006
May 2006
April 2006
March 2006
February 2006
January 2006
December 2005
November 2005
October 2005
September 2005
August 2005

July 2006
June 2006
May 2006
April 2006

March 2006
February 2006
January 2006
December 2005
November 2005
October 2005
September 2005
August 2005

July 2006
June 2006
May 2006
April 2006
March 2006
February 2006
January 2006
December 2005
November 2005
October 2005
September 2005
August 2005

July 2006
June 2006
May 2006
April 2006
March 2006
February 2006
January 2006
December 2005
November 2005
October 2005
September 2005
August 2005

July 2006
June 2006
May 2006
April 2006
March 2006
February 2006
January 2006
December 2005
November 2005

October 2005
September 2005
August 2005

July 2006
June 2006
May 2006
April 2006
March 2006
February 2006
January 2006
December 2005
November 2005
October 2005
September 2005
August 2005

July 2006
June 2006
May 2006
April 2006
March 2006
February 2006
January 2006
December 2005
November 2005
October 2005
September 2005
August 2005

July 2006
June 2006
May 2006
April 2006
March 2006
February 2006
January 2006
December 2005
November 2005
October 2005
September 2005
August 2005

July 2006
June 2006

May 2006
April 2006
March 2006
February 2006
January 2006
December 2005
November 2005
October 2005
September 2005
August 2005

July 2006
June 2006
May 2006
April 2006
March 2006
February 2006
January 2006
December 2005
November 2005
October 2005
September 2005
August 2005

July 2006
June 2006
May 2006
April 2006
March 2006
February 2006
January 2006
December 2005
November 2005
October 2005
September 2005
August 2005

July 2006
June 2006
May 2006
April 2006
March 2006
February 2006
January 2006
December 2005
November 2005
October 2005
September 2005
August 2005

July 2006
June 2006
May 2006
April 2006
March 2006
February 2006
January 2006

December 2005
November 2005
October 2005
September 2005
August 2005

July 2006
June 2006
May 2006
April 2006
March 2006
February 2006
January 2006
December 2005
November 2005
October 2005
September 2005
August 2005

July 2006
June 2006
May 2006
April 2006
March 2006
February 2006
January 2006
December 2005
November 2005
October 2005
September 2005
August 2005

July 2006
June 2006
May 2006
April 2006
March 2006
February 2006
January 2006
December 2005
November 2005
October 2005
September 2005
August 2005

July 2006
June 2006
May 2006
April 2006
March 2006
February 2006
January 2006
December 2005
November 2005
October 2005
September 2005
August 2005

July 2006
June 2006
May 2006
April 2006
March 2006
February 2006
January 2006
December 2005
November 2005
October 2005
September 2005
August 2005

July 2006
June 2006
May 2006
April 2006
March 2006
February 2006
January 2006
December 2005
November 2005
October 2005
September 2005
August 2005

July 2006
June 2006
May 2006
April 2006
March 2006
February 2006
January 2006
December 2005
November 2005
October 2005
September 2005
August 2005

July 2006
June 2006
May 2006
April 2006
March 2006

February 2006
January 2006
December 2005
November 2005
October 2005
September 2005
August 2005

July 2006
June 2006
May 2006
April 2006
March 2006
February 2006
January 2006
December 2005
November 2005
October 2005
September 2005
August 2005

July 2006
June 2006
May 2006
April 2006
March 2006
February 2006
January 2006
December 2005
November 2005
October 2005
September 2005
August 2005

July 2006
June 2006
May 2006
April 2006
March 2006
February 2006
January 2006
December 2005
November 2005
October 2005

September 2005
August 2005
July 2006
June 2006
May 2006
April 2006
March 2006
February 2006
January 2006
December 2005
November 2005
October 2005
September 2005
August 2005
July 2006
June 2006
May 2006
April 2006
March 2006
February 2006
January 2006
December 2005
November 2005
October 2005
September 2005
August 2005
July 2006
June 2006
May 2006
April 2006
March 2006
February 2006
January 2006
December 2005
November 2005
October 2005
September 2005
August 2005
July 2006
June 2006
May 2006

April 2006
March 2006
February 2006
January 2006
December 2005
November 2005
October 2005
September 2005

August 2005
July 2006
June 2006
May 2006
April 2006
March 2006
February 2006
January 2006
December 2005
November 2005
October 2005
September 2005

August 2005
July 2006
June 2006
May 2006
April 2006
March 2006
February 2006
January 2006
December 2005
November 2005
October 2005
September 2005


August 2005
July 2006
June 2006
May 2006
April 2006
March 2006
February 2006
January 2006
December 2005

November 2005
October 2005
September 2005
August 2005
July 2006
June 2006
May 2006
April 2006
March 2006
February 2006
January 2006
December 2005
November 2005
October 2005
September 2005
August 2005
July 2006
June 2006
May 2006
April 2006
March 2006
February 2006
January 2006
December 2005
November 2005
October 2005
September 2005
August 2005
July 2006
June 2006
May 2006
April 2006
March 2006
February 2006
January 2006
December 2005
November 2005
October 2005
September 2005
August 2005
July 2006
June 2006
May 2006
April 2006
March 2006
February 2006
January 2006
December 2005
November 2005
October 2005
September 2005
August 2005
July 2006

June 2006
May 2006
April 2006
March 2006
February 2006
January 2006
December 2005
November 2005
October 2005
September 2005
August 2005



July 2006
June 2006
May 2006
April 2006
March 2006
February 2006
January 2006
December 2005
November 2005
October 2005
September 2005
August 2005



July 2006
June 2006
May 2006
April 2006
March 2006
February 2006
January 2006
December 2005
November 2005
October 2005
September 2005
August 2005



July 2006
June 2006
May 2006
April 2006
March 2006
February 2006
January 2006
December 2005
November 2005
October 2005
September 2005
August 2005



July 2006
June 2006
May 2006
April 2006
March 2006
February 2006

January 2006
December 2005
November 2005
October 2005
September 2005
August 2005

July 2006
June 2006
May 2006
April 2006
March 2006
February 2006
January 2006
December 2005
November 2005
October 2005
September 2005
August 2005

July 2006
June 2006
May 2006
April 2006
March 2006
February 2006
January 2006
December 2005
November 2005
October 2005
September 2005
August 2005

July 2006
June 2006
May 2006
April 2006
March 2006
February 2006
January 2006
December 2005
November 2005
October 2005
September 2005
August 2005

July 2006
June 2006
May 2006
April 2006
March 2006
February 2006
January 2006
December 2005
November 2005
October 2005
September 2005

August 2005
July 2006
June 2006
May 2006
April 2006
March 2006
February 2006
January 2006
December 2005
November 2005
October 2005
September 2005
August 2005

July 2006
June 2006
May 2006
April 2006
March 2006
February 2006
January 2006
December 2005
November 2005
October 2005
September 2005
August 2005

July 2006
June 2006
May 2006
April 2006
March 2006
February 2006
January 2006
December 2005
November 2005
October 2005
September 2005
August 2005

July 2006
June 2006
May 2006
April 2006
March 2006
February 2006
January 2006
December 2005
November 2005
October 2005
September 2005
August 2005

July 2006
June 2006
May 2006
April 2006

March 2006
February 2006
January 2006
December 2005
November 2005
October 2005
September 2005
August 2005

Current PID Definitions can be found on Qwest's public wholesale website. Simply follow the link below, scroll down to the appropriate state (Washington) and click on Exhibit B. <http://www.qwest.com/wholesale/clecs/sgatswireline.html>

BI-1A	Time to Provide Usage Records UNEs and Resale Aggregate Parity	Parity	
BI-1B	Time to Provide Usage Records Jointly-provided Switched Access Benchmark 0.95	Benchmark	95.00%
BI-1C-1	Time to Provide Usage Records [CAT11] UNEs and Resale Aggregate Parity	Parity	
BI-1C-2	Time to Provide Usage Records [CAT10] UNEs and Resale Aggregate Parity	Parity	
BI-2	Invoices Delivered within 10 Days All Parity by Design	Parity by Design	
BI-3A	Billing Accuracy - Adjustments for Errors UNEs and Resale Aggregate Parity	Parity	
BI-3B	Billing Accuracy - Adjustments for Errors Reciprocal Compensation Benchmark 0.95	Benchmark	95.00%
BI-4A	Billing Completeness UNEs and Resale Aggregate Parity	Parity	
BI-4B	Billing Completeness Reciprocal Compensation Benchmark 0.95	Benchmark	95.00%
BI-5A	Billing Accuracy & Claims Processing - Acknowledgment All Benchmark 0.95	Benchmark	95.00%
BI-5B	Billing Accuracy & Claims Processing - Resolution All Benchmark 0.95	Benchmark	95.00%
CP-1A	Scheduled Interval 90 Calendar Days or Less All Benchmark 90	Benchmark	90
CP-1B	Scheduled Interval 91 to 120 Calendar Days All Benchmark 120	Benchmark	120
CP-1C	Scheduled Interval 121 to 150 Calendar Days All Benchmark 150	Benchmark	150
CP-2B	Non-Forecasted & Late Forecasted Collocations All Benchmark 0.9	Benchmark	90.00%
CP-2C	Collocations with Intervals Longer than 120 Days All Benchmark 0.9	Benchmark	90.00%
CP-3	Collocation Feasibility Study Interval All Benchmark 10	Benchmark	10
CP-4	Collocation Feasibility Study Commitments Met All Benchmark 0.9	Benchmark	90.00%
DA-1	Speed of Answer - Directory Assistance Parity by Design	Parity by Design	
DB-1A	Time to Update Databases E911 Parity by Design	Parity by Design	
DB-1B	Time to Update Databases LIDB Parity by Design	Parity by Design	
DB-1C-1	Time to Update Databases Directory Listing Parity by Design	Parity by Design	
DB-2C-1	Accurate Database Updates Directory Listing Parity by Design	Parity by Design	
GA-1	Gateway Availability - IMA-GUI All Benchmark 0.9925	Benchmark	99.25%
GA-1	Gateway Availability - IMA-GUI SIA Benchmark 0.9925	Benchmark	99.25%
GA-2	Gateway Availability - IMA-EDI Benchmark 0.9925	Benchmark	99.25%
GA-3	Gateway Availability - EB-TA Benchmark 0.9925	Benchmark	99.25%
GA-4	System Availability - EXACT Benchmark 0.9925	Benchmark	99.25%
GA-6	Gateway Availability - GUI - Repair Benchmark 0.9925	Benchmark	99.25%
GA-7	Timely Outage Resolution following Software Releases Benchmark 0.95	Benchmark	95.00%
MR-10	Customer and Non-Qwest Related Trouble Reports Business Parity	Parity	
MR-10	Customer and Non-Qwest Related Trouble Reports Centrex Parity	Parity	
MR-10	Customer and Non-Qwest Related Trouble Reports Centrex 21 Parity	Parity	
MR-10	Customer and Non-Qwest Related Trouble Reports DS0 Parity	Parity	
MR-10	Customer and Non-Qwest Related Trouble Reports DS1 Parity	Parity	
MR-10	Customer and Non-Qwest Related Trouble Reports DS3 Parity	Parity	
MR-10	Customer and Non-Qwest Related Trouble Reports E911 Parity	Parity	
MR-10	Customer and Non-Qwest Related Trouble Reports LIS Trunk Parity	Parity	
MR-10	Customer and Non-Qwest Related Trouble Reports PBX Parity	Parity	
MR-10	Customer and Non-Qwest Related Trouble Reports Qwest DSL Parity	Parity	
MR-10	Customer and Non-Qwest Related Trouble Reports Residence Parity	Parity	
MR-10	Customer and Non-Qwest Related Trouble Reports UDIT Above DS1 Level Parity	Parity	
MR-10	Customer and Non-Qwest Related Trouble Reports UDIT DS1 Parity	Parity	
MR-10	Customer and Non-Qwest Related Trouble Reports Unbundled Loop - 2 Wire Non-Loaded Parity	Parity	
MR-10	Customer and Non-Qwest Related Trouble Reports Unbundled Loop - 4 Wire Non-Loaded Parity	Parity	
MR-10	Customer and Non-Qwest Related Trouble Reports Unbundled Loop - ADSL Qualified Parity	Parity	
MR-10	Customer and Non-Qwest Related Trouble Reports Unbundled Loop - DS1 Capable Parity	Parity	
MR-10	Customer and Non-Qwest Related Trouble Reports Unbundled Loop - XDSLi Parity	Parity	
MR-10	Customer and Non-Qwest Related Trouble Reports Unbundled Loop Analog Parity	Parity	
MR-10	Customer and Non-Qwest Related Trouble Reports Unbundled Loop ISDN Capable Parity	Parity	
MR-10	Customer and Non-Qwest Related Trouble Reports UNE - P (POTS) Parity	Parity	
MR-11A	LNP Trouble Reports Cleared within 4 Hours LNP Parity 0.95	Parity	95.00%
MR-11B	LNP Trouble Reports Cleared within 48 Hours - All Volumes LNP Parity 0.95	Parity	95.00%
MR-2	Calls Answered within 20 seconds - Interconnect Repair Center All Parity	Parity	
MR-3A	Out of Service Cleared within 24 Hours Business Parity	Parity	
MR-3A	Out of Service Cleared within 24 Hours Centrex Parity	Parity	
MR-3A	Out of Service Cleared within 24 Hours Centrex 21 Parity	Parity	
MR-3A	Out of Service Cleared within 24 Hours Line Sharing Parity	Parity	
MR-3A	Out of Service Cleared within 24 Hours Line Splitting Parity	Parity	
MR-3A	Out of Service Cleared within 24 Hours PBX Parity	Parity	
MR-3A	Out of Service Cleared within 24 Hours Residence Parity	Parity	
MR-3A	Out of Service Cleared within 24 Hours UNE - P (POTS) Parity	Parity	
MR-3B	Out of Service Cleared within 24 Hours Business Parity	Parity	
MR-3B	Out of Service Cleared within 24 Hours Centrex 21 Parity	Parity	
MR-3B	Out of Service Cleared within 24 Hours Line Sharing Parity	Parity	
MR-3B	Out of Service Cleared within 24 Hours PBX Parity	Parity	
MR-3B	Out of Service Cleared within 24 Hours Residence Parity	Parity	
MR-3B	Out of Service Cleared within 24 Hours UNE - P (POTS) Parity	Parity	
MR-3C	Out of Service Cleared within 24 Hours Business Parity	Parity	
MR-3C	Out of Service Cleared within 24 Hours Centrex Parity	Parity	
MR-3C	Out of Service Cleared within 24 Hours Centrex 21 Parity	Parity	
MR-3C	Out of Service Cleared within 24 Hours Line Sharing Parity	Parity	
MR-3C	Out of Service Cleared within 24 Hours Line Splitting Parity	Parity	
MR-3C	Out of Service Cleared within 24 Hours PBX Parity	Parity	
MR-3C	Out of Service Cleared within 24 Hours Residence Parity	Parity	
MR-3C	Out of Service Cleared within 24 Hours UNE - P (POTS) Parity	Parity	
MR-3D	Out of Service Cleared within 24 Hours Qwest DSL Parity	Parity	
MR-3D	Out of Service Cleared within 24 Hours Unbundled Loop - 2 Wire Non-Loaded Parity	Parity	
MR-3D	Out of Service Cleared within 24 Hours Unbundled Loop - ADSL Qualified Parity	Parity	
MR-3D	Out of Service Cleared within 24 Hours Unbundled Loop - XDSLi Parity	Parity	
MR-3D	Out of Service Cleared within 24 Hours Unbundled Loop Analog Parity	Parity	
MR-3D	Out of Service Cleared within 24 Hours Unbundled Loop ISDN Capable Parity	Parity	
MR-3E	Out of Service Cleared within 24 Hours Unbundled Loop - 2 Wire Non-Loaded Parity	Parity	
MR-3E	Out of Service Cleared within 24 Hours Unbundled Loop - ADSL Qualified Parity	Parity	
MR-3E	Out of Service Cleared within 24 Hours Unbundled Loop - XDSLi Parity	Parity	
MR-3E	Out of Service Cleared within 24 Hours Unbundled Loop Analog Parity	Parity	
MR-3E	Out of Service Cleared within 24 Hours Unbundled Loop ISDN Capable Parity	Parity	
MR-4A	All Troubles Cleared within 48 Hours Business Parity	Parity	
MR-4A	All Troubles Cleared within 48 Hours Centrex Parity	Parity	
MR-4A	All Troubles Cleared within 48 Hours Centrex 21 Parity	Parity	
MR-4A	All Troubles Cleared within 48 Hours Line Sharing Parity	Parity	
MR-4A	All Troubles Cleared within 48 Hours Line Splitting Parity	Parity	
MR-4A	All Troubles Cleared within 48 Hours PBX Parity	Parity	
MR-4A	All Troubles Cleared within 48 Hours Residence Parity	Parity	
MR-4A	All Troubles Cleared within 48 Hours UNE - P (POTS) Parity	Parity	
MR-4B	All Troubles Cleared within 48 Hours Business Parity	Parity	
MR-4B	All Troubles Cleared within 48 Hours Centrex 21 Parity	Parity	
MR-4B	All Troubles Cleared within 48 Hours Line Sharing Parity	Parity	
MR-4B	All Troubles Cleared within 48 Hours PBX Parity	Parity	
MR-4B	All Troubles Cleared within 48 Hours Residence Parity	Parity	
MR-4B	All Troubles Cleared within 48 Hours UNE - P (POTS) Parity	Parity	
MR-4C	All Troubles Cleared within 48 Hours Business Parity	Parity	
MR-4C	All Troubles Cleared within 48 Hours Centrex Parity	Parity	
MR-4C	All Troubles Cleared within 48 Hours Centrex 21 Parity	Parity	
MR-4C	All Troubles Cleared within 48 Hours Line Sharing Parity	Parity	
MR-4C	All Troubles Cleared within 48 Hours Line Splitting Parity	Parity	
MR-4C	All Troubles Cleared within 48 Hours PBX Parity	Parity	
MR-4C	All Troubles Cleared within 48 Hours Residence Parity	Parity	
MR-4C	All Troubles Cleared within 48 Hours UNE - P (POTS) Parity	Parity	

MR-7D	Repair Repeat Report Rate DS0 Parity	Parity	
MR-7D	Repair Repeat Report Rate DS1 Parity	Parity	
MR-7D	Repair Repeat Report Rate E911 Parity	Parity	
MR-7D	Repair Repeat Report Rate Enhanced Extended Loops - DS0 Capable Diagnostic	Diagnostic	
MR-7D	Repair Repeat Report Rate Enhanced Extended Loops - DS1 Capable Parity	Parity	
MR-7D	Repair Repeat Report Rate Enhanced Extended Loops - DS3 Capable Diagnostic	Diagnostic	
MR-7D	Repair Repeat Report Rate LIS Trunk Parity	Parity	
MR-7D	Repair Repeat Report Rate Qwest DSL Parity	Parity	
MR-7D	Repair Repeat Report Rate UDIT Above DS1 Level Parity	Parity	
MR-7D	Repair Repeat Report Rate UDIT DS1 Parity	Parity	
MR-7D	Repair Repeat Report Rate Unbundled Loop - 2 Wire Non-Loaded Parity	Parity	
MR-7D	Repair Repeat Report Rate Unbundled Loop - ADSL Qualified Parity	Parity	
MR-7D	Repair Repeat Report Rate Unbundled Loop - DS1 Capable Parity	Parity	
MR-7D	Repair Repeat Report Rate Unbundled Loop - XDSL Parity	Parity	
MR-7D	Repair Repeat Report Rate Unbundled Loop Analog Parity	Parity	
MR-7D	Repair Repeat Report Rate Unbundled Loop ISDN Capable Parity	Parity	
MR-7E	Repair Repeat Report Rate Dark Fiber - IOF Parity	Parity	
MR-7E	Repair Repeat Report Rate Dark Fiber - Loop Parity	Parity	
MR-7E	Repair Repeat Report Rate DS0 Parity	Parity	
MR-7E	Repair Repeat Report Rate DS1 Parity	Parity	
MR-7E	Repair Repeat Report Rate E911 Parity	Parity	
MR-7E	Repair Repeat Report Rate Enhanced Extended Loops - DS0 Capable Diagnostic	Diagnostic	
MR-7E	Repair Repeat Report Rate Enhanced Extended Loops - DS1 Capable Parity	Parity	
MR-7E	Repair Repeat Report Rate LIS Trunk Parity	Parity	
MR-7E	Repair Repeat Report Rate Qwest DSL Parity	Parity	
MR-7E	Repair Repeat Report Rate UDIT Above DS1 Level Parity	Parity	
MR-7E	Repair Repeat Report Rate UDIT DS1 Parity	Parity	
MR-7E	Repair Repeat Report Rate Unbundled Loop - 2 Wire Non-Loaded Parity	Parity	
MR-7E	Repair Repeat Report Rate Unbundled Loop - ADSL Qualified Parity	Parity	
MR-7E	Repair Repeat Report Rate Unbundled Loop - DS1 Capable Parity	Parity	
MR-7E	Repair Repeat Report Rate Unbundled Loop - XDSL Parity	Parity	
MR-7E	Repair Repeat Report Rate Unbundled Loop Analog Parity	Parity	
MR-7E	Repair Repeat Report Rate Unbundled Loop ISDN Capable Parity	Parity	
MR-8	Trouble Rate Basic Rate ISDN Parity	Parity	
MR-8	Trouble Rate Business Parity	Parity	
MR-8	Trouble Rate Centrex Parity	Parity	
MR-8	Trouble Rate Centrex 21 Parity	Parity	
MR-8	Trouble Rate Dark Fiber - IOF Diagnostic	Diagnostic	
MR-8	Trouble Rate Dark Fiber - Loop Diagnostic	Diagnostic	
MR-8	Trouble Rate DS0 Parity	Parity	
MR-8	Trouble Rate DS1 Parity	Parity	
MR-8	Trouble Rate DS3 Parity	Parity	
MR-8	Trouble Rate E911 Parity	Parity	
MR-8	Trouble Rate Enhanced Extended Loops - DS0 Capable Diagnostic	Diagnostic	
MR-8	Trouble Rate Enhanced Extended Loops - DS1 Capable Parity	Parity	
MR-8	Trouble Rate Enhanced Extended Loops - DS3 Capable Diagnostic	Diagnostic	
MR-8	Trouble Rate Frame Relay Parity	Parity	
MR-8	Trouble Rate ISDN Primary Parity	Parity	
MR-8	Trouble Rate Line Sharing Parity	Parity	
MR-8	Trouble Rate Line Splitting Parity	Parity	
MR-8	Trouble Rate LIS Trunk Parity	Parity	
MR-8	Trouble Rate PBX Parity	Parity	
MR-8	Trouble Rate Qwest DSL Parity	Parity	
MR-8	Trouble Rate Residence Parity	Parity	
MR-8	Trouble Rate Sub-Loop Unbundling Diagnostic	Diagnostic	
MR-8	Trouble Rate UDIT Above DS1 Level Parity	Parity	
MR-8	Trouble Rate UDIT DS1 Parity	Parity	
MR-8	Trouble Rate Unbundled Loop - 2 Wire Non-Loaded Parity	Parity	
MR-8	Trouble Rate Unbundled Loop - 4 Wire Non-Loaded Parity	Parity	
MR-8	Trouble Rate Unbundled Loop - ADSL Qualified Parity	Parity	
MR-8	Trouble Rate Unbundled Loop - DS1 Capable Parity	Parity	
MR-8	Trouble Rate Unbundled Loop - XDSL Parity	Parity	
MR-8	Trouble Rate Unbundled Loop Analog Parity	Parity	
MR-8	Trouble Rate Unbundled Loop ISDN Capable Parity	Parity	
MR-8	Trouble Rate UNE - P (POTS) Parity	Parity	
MR-8	Trouble Rate UNE P (Centrex) Parity	Parity	
MR-9A	Repair Appointments Met Business Parity	Parity	
MR-9A	Repair Appointments Met Centrex Parity	Parity	
MR-9A	Repair Appointments Met Centrex 21 Parity	Parity	
MR-9A	Repair Appointments Met PBX Parity	Parity	
MR-9A	Repair Appointments Met Residence Parity	Parity	
MR-9A	Repair Appointments Met UNE - P (POTS) Parity	Parity	
MR-9B	Repair Appointments Met Business Parity	Parity	
MR-9B	Repair Appointments Met Centrex 21 Parity	Parity	
MR-9B	Repair Appointments Met PBX Parity	Parity	
MR-9B	Repair Appointments Met Residence Parity	Parity	
MR-9B	Repair Appointments Met UNE - P (POTS) Parity	Parity	
MR-9C	Repair Appointments Met Business Parity	Parity	
MR-9C	Repair Appointments Met Centrex Parity	Parity	
MR-9C	Repair Appointments Met Centrex 21 Parity	Parity	
MR-9C	Repair Appointments Met PBX Parity	Parity	
MR-9C	Repair Appointments Met Residence Parity	Parity	
MR-9C	Repair Appointments Met UNE - P (POTS) Parity	Parity	
NI-1A	Trunk Blockage to Qwest Tandem Offices LIS Trunk Parity 0.01	Parity	1.00%
NI-1B	Trunk Blockage to Qwest End Offices LIS Trunk Parity 0.01	Parity	1.00%
NI-1C	Trunk Blockage to Qwest Tandem Offices LIS Trunk Diagnostic	Diagnostic	
NI-1D	Trunk Blockage to Qwest End Offices LIS Trunk Diagnostic	Diagnostic	
NP-1A	NXX Code Activation All Parity	Parity	
NP-1B	NXX Code Activation - Facility Delays All Diagnostic	Diagnostic	
OP-13A	Coordinated Cuts Completed on Time Unbundled Loop - Analog Benchmark 0.95	Benchmark	95.00%
OP-13A	Coordinated Cuts Completed on Time Unbundled Loop Other Benchmark 0.95	Benchmark	95.00%
OP-13B	Coordinated Cuts Started Without CLEC Approval Unbundled Loop - Analog Diagnostic	Diagnostic	
OP-13B	Coordinated Cuts Started Without CLEC Approval Unbundled Loop Other Diagnostic	Diagnostic	
OP-15A	Interval for Pending Orders Delayed Past Due Date Business Parity	Parity	
OP-15A	Interval for Pending Orders Delayed Past Due Date Dark Fiber - IOF Parity	Parity	
OP-15A	Interval for Pending Orders Delayed Past Due Date Enhanced Extended Loops (EELs) Diagnostic	Diagnostic	
OP-15A	Interval for Pending Orders Delayed Past Due Date LIS Trunk Parity	Parity	
OP-15A	Interval for Pending Orders Delayed Past Due Date Qwest DSL Parity	Parity	
OP-15A	Interval for Pending Orders Delayed Past Due Date Residence Parity	Parity	
OP-15A	Interval for Pending Orders Delayed Past Due Date UDIT Above DS1 Level Parity	Parity	
OP-15A	Interval for Pending Orders Delayed Past Due Date Unbundled Loop - 2 Wire Non-Loaded Parity	Parity	
OP-15A	Interval for Pending Orders Delayed Past Due Date Unbundled Loop - DS1 Capable Parity	Parity	
OP-15A	Interval for Pending Orders Delayed Past Due Date Unbundled Loop Analog Parity	Parity	
OP-15A	Interval for Pending Orders Delayed Past Due Date Unbundled Loop ISDN Capable Parity	Parity	
OP-15B	Count of Pending Orders Delayed for Facilities Reasons Business Diagnostic	Diagnostic	
OP-15B	Count of Pending Orders Delayed for Facilities Reasons Dark Fiber - IOF Diagnostic	Diagnostic	
OP-15B	Count of Pending Orders Delayed for Facilities Reasons Enhanced Extended Loops (EELs) Diagnostic	Diagnostic	
OP-15B	Count of Pending Orders Delayed for Facilities Reasons LIS Trunk Diagnostic	Diagnostic	
OP-15B	Count of Pending Orders Delayed for Facilities Reasons Qwest DSL Parity	Parity	
OP-15B	Count of Pending Orders Delayed for Facilities Reasons Residence Diagnostic	Diagnostic	
OP-15B	Count of Pending Orders Delayed for Facilities Reasons UDIT Above DS1 Level Diagnostic	Diagnostic	
OP-15B	Count of Pending Orders Delayed for Facilities Reasons Unbundled Loop - 2 Wire Non-Loaded Diagnostic	Diagnostic	
OP-15B	Count of Pending Orders Delayed for Facilities Reasons Unbundled Loop - DS1 Capable Diagnostic	Diagnostic	

OP-15B	Count of Pending Orders Delayed for Facilities Reasons Unbundled Loop Analog	Diagnostic	
OP-15B	Count of Pending Orders Delayed for Facilities Reasons Unbundled Loop ISDN Capable	Diagnostic	
OP-17A	Timeliness of Disconnects associated with LNP Orders LNP Benchmark 0.9825	Benchmark	98.25%
OP-17B	Timeliness of Disconnects associated with LNP Orders LNP	Diagnostic	
OP-2	Calls Answered within Twenty Seconds - Interconnect Provisioning Center	Parity	
OP-3A	Installation Commitments Met Business	Parity	
OP-3A	Installation Commitments Met Line Sharing Benchmark 0.95	Benchmark	95.00%
OP-3A	Installation Commitments Met Line Splitting Benchmark 0.95	Benchmark	95.00%
OP-3A	Installation Commitments Met Qwest DSL	Parity	
OP-3A	Installation Commitments Met Residence	Parity	
OP-3A	Installation Commitments Met UNE - P (POTS)	Parity	
OP-3B	Installation Commitments Met Business	Parity	
OP-3B	Installation Commitments Met Qwest DSL	Parity	
OP-3B	Installation Commitments Met Residence	Parity	
OP-3B	Installation Commitments Met UNE - P (POTS)	Parity	
OP-3C	Installation Commitments Met Business	Parity	
OP-3C	Installation Commitments Met Line Sharing Benchmark 0.95	Benchmark	95.00%
OP-3C	Installation Commitments Met Line Splitting Benchmark 0.95	Benchmark	95.00%
OP-3C	Installation Commitments Met Qwest DSL	Parity	
OP-3C	Installation Commitments Met Residence	Parity	
OP-3C	Installation Commitments Met UNE - P (POTS)	Parity	
OP-3D	Installation Commitments Met Basic Rate ISDN	Parity	
OP-3D	Installation Commitments Met Dark Fiber - IOF	Diagnostic	
OP-3D	Installation Commitments Met Dark Fiber - Loop	Diagnostic	
OP-3D	Installation Commitments Met DS1	Parity	
OP-3D	Installation Commitments Met E911	Parity	
OP-3D	Installation Commitments Met Enhanced Extended Loops - DS0 Capable	Benchmark 0.9	
OP-3D	Installation Commitments Met Enhanced Extended Loops - DS1 Capable	Benchmark 0.9	90.00%
OP-3D	Installation Commitments Met Enhanced Extended Loops - DS3 Capable	Benchmark 0.9	90.00%
OP-3D	Installation Commitments Met LIS Trunk	Parity	
OP-3D	Installation Commitments Met PBX	Parity	
OP-3D	Installation Commitments Met UDIT Above DS1 Level	Parity	
OP-3D	Installation Commitments Met UDIT DS1	Parity	
OP-3D	Installation Commitments Met Unbundled Loop - 2 Wire Non-Loaded	Benchmark 0.9	90.00%
OP-3D	Installation Commitments Met Unbundled Loop - ADSL Qualified	Benchmark 0.9	90.00%
OP-3D	Installation Commitments Met Unbundled Loop - DS1 Capable	Parity	
OP-3D	Installation Commitments Met Unbundled Loop - DS3 Capable	Parity	
OP-3D	Installation Commitments Met Unbundled Loop - XDSLi	Benchmark 0.9	90.00%
OP-3D	Installation Commitments Met Unbundled Loop Analog	Benchmark 0.9	90.00%
OP-3D	Installation Commitments Met Unbundled Loop Conditioned	Benchmark 0.9	90.00%
OP-3D	Installation Commitments Met Unbundled Loop ISDN Capable	Parity	
OP-3E	Installation Commitments Met Basic Rate ISDN	Parity	
OP-3E	Installation Commitments Met Dark Fiber - IOF	Diagnostic	
OP-3E	Installation Commitments Met DS1	Parity	
OP-3E	Installation Commitments Met E911	Parity	
OP-3E	Installation Commitments Met Enhanced Extended Loops - DS0 Capable	Benchmark 0.9	90.00%
OP-3E	Installation Commitments Met Enhanced Extended Loops - DS1 Capable	Benchmark 0.9	90.00%
OP-3E	Installation Commitments Met Enhanced Extended Loops - DS3 Capable	Benchmark 0.9	90.00%
OP-3E	Installation Commitments Met LIS Trunk	Parity	
OP-3E	Installation Commitments Met PBX	Parity	
OP-3E	Installation Commitments Met UDIT Above DS1 Level	Parity	
OP-3E	Installation Commitments Met UDIT DS1	Parity	
OP-3E	Installation Commitments Met Unbundled Loop - 2 Wire Non-Loaded	Benchmark 0.9	90.00%
OP-3E	Installation Commitments Met Unbundled Loop - ADSL Qualified	Benchmark 0.9	90.00%
OP-3E	Installation Commitments Met Unbundled Loop - DS1 Capable	Parity	
OP-3E	Installation Commitments Met Unbundled Loop - XDSLi	Benchmark 0.9	90.00%
OP-3E	Installation Commitments Met Unbundled Loop Analog	Benchmark 0.9	90.00%
OP-3E	Installation Commitments Met Unbundled Loop Conditioned	Benchmark 0.9	90.00%
OP-3E	Installation Commitments Met Unbundled Loop ISDN Capable	Parity	
OP-4A	Installation Interval Business	Parity	
OP-4A	Installation Interval Line Sharing Benchmark 3.3	Benchmark	3.3
OP-4A	Installation Interval Line Splitting Benchmark 3.3	Benchmark	3.3
OP-4A	Installation Interval Qwest DSL	Parity	
OP-4A	Installation Interval Residence	Parity	
OP-4A	Installation Interval UNE - P (POTS)	Parity	
OP-4B	Installation Interval Business	Parity	
OP-4B	Installation Interval Qwest DSL	Parity	
OP-4B	Installation Interval Residence	Parity	
OP-4B	Installation Interval UNE - P (POTS)	Parity	
OP-4C	Installation Interval Business	Parity	
OP-4C	Installation Interval Line Sharing Benchmark 3.3	Benchmark	3.3
OP-4C	Installation Interval Line Splitting Benchmark 3.3	Benchmark	3.3
OP-4C	Installation Interval Qwest DSL	Parity	
OP-4C	Installation Interval Residence	Parity	
OP-4C	Installation Interval UNE - P (POTS)	Parity	
OP-4D	Installation Interval Basic Rate ISDN	Parity	
OP-4D	Installation Interval Dark Fiber - IOF	Diagnostic	
OP-4D	Installation Interval Dark Fiber - Loop	Diagnostic	
OP-4D	Installation Interval DS1	Parity	
OP-4D	Installation Interval E911	Parity	
OP-4D	Installation Interval Enhanced Extended Loops - DS0 Capable	Diagnostic	
OP-4D	Installation Interval Enhanced Extended Loops - DS1 Capable	Benchmark 6	6
OP-4D	Installation Interval Enhanced Extended Loops - DS3 Capable	Diagnostic	
OP-4D	Installation Interval LIS Trunk	Parity	
OP-4D	Installation Interval PBX	Parity	
OP-4D	Installation Interval UDIT Above DS1 Level	Parity	
OP-4D	Installation Interval UDIT DS1	Parity	
OP-4D	Installation Interval Unbundled Loop - 2 Wire Non-Loaded	Benchmark 6	6
OP-4D	Installation Interval Unbundled Loop - ADSL Qualified	Benchmark 6	6
OP-4D	Installation Interval Unbundled Loop - DS1 Capable	Benchmark 5.5	5.5
OP-4D	Installation Interval Unbundled Loop - DS3 Capable	Parity	
OP-4D	Installation Interval Unbundled Loop - XDSLi	Benchmark 6	6
OP-4D	Installation Interval Unbundled Loop Analog	Benchmark 6	6
OP-4D	Installation Interval Unbundled Loop Conditioned	Benchmark 15	15
OP-4D	Installation Interval Unbundled Loop ISDN Capable	Parity	
OP-4E	Installation Interval Basic Rate ISDN	Parity	
OP-4E	Installation Interval Dark Fiber - IOF	Diagnostic	
OP-4E	Installation Interval DS1	Parity	
OP-4E	Installation Interval E911	Parity	
OP-4E	Installation Interval Enhanced Extended Loops - DS0 Capable	Diagnostic	
OP-4E	Installation Interval Enhanced Extended Loops - DS1 Capable	Benchmark 6	6
OP-4E	Installation Interval Enhanced Extended Loops - DS3 Capable	Diagnostic	
OP-4E	Installation Interval LIS Trunk	Parity	
OP-4E	Installation Interval PBX	Parity	
OP-4E	Installation Interval UDIT Above DS1 Level	Parity	
OP-4E	Installation Interval UDIT DS1	Parity	
OP-4E	Installation Interval Unbundled Loop - 2 Wire Non-Loaded	Benchmark 6	6
OP-4E	Installation Interval Unbundled Loop - ADSL Qualified	Benchmark 6	6
OP-4E	Installation Interval Unbundled Loop - DS1 Capable	Benchmark 5.5	5.5
OP-4E	Installation Interval Unbundled Loop - XDSLi	Benchmark 6	6
OP-4E	Installation Interval Unbundled Loop Analog	Benchmark 6	6
OP-4E	Installation Interval Unbundled Loop Conditioned	Benchmark 15	15
OP-4E	Installation Interval Unbundled Loop ISDN Capable	Parity	
OP-5A	New Service Installation Quality Reported to Repair Basic Rate ISDN	Parity	

OP-6B-4	Delayed Days for Facility Reasons Unbundled Loop - DS1 Capable Parity	Parity	
OP-6B-4	Delayed Days for Facility Reasons Unbundled Loop Analog Parity	Parity	
OP-6B-4	Delayed Days for Facility Reasons Unbundled Loop ISDN Capable Parity	Parity	
OP-6B-5	Delayed Days for Facility Reasons Enhanced Extended Loops - DS1 Capable Diagnostic	Diagnostic	
OP-6B-5	Delayed Days for Facility Reasons UDIT Above DS1 Level Parity	Parity	
OP-6B-5	Delayed Days for Facility Reasons Unbundled Loop - 2 Wire Non-Loaded Parity	Parity	
OP-6B-5	Delayed Days for Facility Reasons Unbundled Loop - ADSL Qualified Parity	Parity	
OP-6B-5	Delayed Days for Facility Reasons Unbundled Loop - DS1 Capable Parity	Parity	
OP-6B-5	Delayed Days for Facility Reasons Unbundled Loop - XDSL Parity	Parity	
OP-6B-5	Delayed Days for Facility Reasons Unbundled Loop Analog Parity	Parity	
OP-6B-5	Delayed Days for Facility Reasons Unbundled Loop ISDN Capable Parity	Parity	
OP-7	OP-7 - Coordinated Hot Cut* Interval - Unbundled Loops* Unbundled Loop - Analog Diagnostic	Diagnostic	
OP-7	OP-7 - Coordinated Hot Cut* Interval - Unbundled Loops* Unbundled Loop Other Diagnostic	Diagnostic	
OP-8B	Number Portability Timeliness LNP Benchmark 0.95	Benchmark	95.00%
OP-8C	Percentage of LNP Triggers Set Prior to the Frame Due Time LNP Benchmark 0.95	Benchmark	95.00%
OS-1	Speed of Answer - Operator Services Parity by Design	Parity by Design	
PO-15	Number of Due Date Changes per Order All Diagnostic	Diagnostic	
PO-16	Timely Release Notifications Benchmark 0.925	Benchmark	
PO-19	Stand-Alone Test Environment (SATE) Accuracy Benchmark 0.95	Benchmark	92.50%
PO-19	Stand-Alone Test Environment (SATE) Accuracy Rel. 16.0 Benchmark 0.95	Benchmark	95.00%
PO-19	Stand-Alone Test Environment (SATE) Accuracy Rel. 17.0 Benchmark 0.95	Benchmark	95.00%
PO-19	Stand-Alone Test Environment (SATE) Accuracy Rel. 18.0 Benchmark 0.95	Benchmark	95.00%
PO-19	Stand-Alone Test Environment (SATE) Accuracy Rel. 19.0 Benchmark 0.95	Benchmark	95.00%
PO-19	Stand-Alone Test Environment (SATE) Accuracy Rel. VICKI Benchmark 0.95	Benchmark	95.00%
PO-19B	Stand-Alone Test Environment (SATE) Accuracy Benchmark 0.95	Benchmark	95.00%
PO-1A-1	Total Pre-Order Response Times (Appt. Scheduler) IMA Aggregate Benchmark 10	Benchmark	10
PO-1A-1(a)	Pre-Order Response Times (Appt. Scheduler) IMA Request Diagnostic	Diagnostic	
PO-1A-1(b,c)	Pre-Order Response Times (Appt. Scheduler) IMA Response/Accept Diagnostic	Diagnostic	
PO-1A-10	Total Pre-Order Response Times (Meet Point Inquiry) IMA Aggregate Benchmark 30	Benchmark	30
PO-1A-10(a)	Pre-Order Response Times (Meet Point Inquiry) IMA Request Diagnostic	Diagnostic	
PO-1A-10(b)	Pre-Order Response Times (Meet Point Inquiry) IMA Response Diagnostic	Diagnostic	
PO-1A-2	Total Pre-Order Response Times (Service Availability) IMA Aggregate Benchmark 25	Benchmark	25
PO-1A-2(a)	Pre-Order Response Times (Service Availability) IMA Request Diagnostic	Diagnostic	
PO-1A-2(b)	Pre-Order Response Times (Service Availability) IMA Response Diagnostic	Diagnostic	
PO-1A-3	Total Pre-Order Response Times (Facility Check) IMA Aggregate Benchmark 25	Benchmark	25
PO-1A-3(a)	Pre-Order Response Times (Facility Check) IMA Request Diagnostic	Diagnostic	
PO-1A-3(b)	Pre-Order Response Times (Facility Check) IMA Response Diagnostic	Diagnostic	
PO-1A-4	Total Pre-Order Response Times (Address Validation) IMA Aggregate Benchmark 10	Benchmark	10
PO-1A-4(a)	Pre-Order Response Times (Address Validation) IMA Request Diagnostic	Diagnostic	
PO-1A-4(b)	Pre-Order Response Times (Address Validation) IMA Response Diagnostic	Diagnostic	
PO-1A-5	Total Pre-Order Response Times (Get CSR) IMA Aggregate Benchmark 12.5	Benchmark	12.5
PO-1A-5(a)	Pre-Order Response Times (Get CSR) IMA Request Diagnostic	Diagnostic	
PO-1A-5(b)	Pre-Order Response Times (Get CSR) IMA Response Diagnostic	Diagnostic	
PO-1A-6	Total Pre-Order Response Times (TN Reservation) IMA Aggregate Benchmark 10	Benchmark	10
PO-1A-6(a)	Pre-Order Response Times (TN Reservation) IMA Request Diagnostic	Diagnostic	
PO-1A-6(b)	Pre-Order Response Times (TN Reservation) IMA Response Diagnostic	Diagnostic	
PO-1A-6(c)	Pre-Order Response Times (TN Reservation) IMA Accept Diagnostic	Diagnostic	
PO-1A-7	Total Pre-Order Response Times (Loop Qualification Tools) IMA Aggregate Benchmark 20	Benchmark	20
PO-1A-7(a)	Pre-Order Response Times (Loop Qualification Tools) IMA Request Diagnostic	Diagnostic	
PO-1A-7(b)	Pre-Order Response Times (Loop Qualification Tools) IMA Response Diagnostic	Diagnostic	20
PO-1A-8	Total Pre-Order Response Times (Resale of Qwest DSL Qualification) IMA Aggregate Benchmark 20	Benchmark	20
PO-1A-8(a)	Pre-Order Response Times (Resale of Qwest DSL Qualification) IMA Request Diagnostic	Diagnostic	
PO-1A-8(b)	Pre-Order Response Times (Resale of Qwest DSL Qualification) IMA Response Diagnostic	Diagnostic	20
PO-1A-9	Total Pre-Order Response Times (Connecting Facility Assignment) IMA Aggregate Benchmark 25	Benchmark	25
PO-1A-9(a)	Pre-Order Response Times (Connecting Facility Assignment) IMA Request Diagnostic	Diagnostic	
PO-1A-9(b)	Pre-Order Response Times (Connecting Facility Assignment) IMA Response Diagnostic	Diagnostic	
PO-1B-1	Pre-Order Response Times (Appt. Scheduler) EDI Request/Response Benchmark 10	Benchmark	10
PO-1B-10	Pre-Order Response Times (Meet Point Inquiry) EDI Request/Response Benchmark 30	Benchmark	30
PO-1B-2	Pre-Order Response Times (Service Availability) EDI Request/Response Benchmark 25	Benchmark	25
PO-1B-3	Pre-Order Response Times (Facility Check) EDI Request/Response Benchmark 25	Benchmark	25
PO-1B-4	Pre-Order Response Times (Address Validation) EDI Request/Response Benchmark 10	Benchmark	10
PO-1B-5	Pre-Order Response Times (Get CSR) EDI Request/Response Benchmark 12.5	Benchmark	12.5
PO-1B-6	Pre-Order Response Times (TN Reservation) EDI Request/Response Benchmark 10	Benchmark	10
PO-1B-7	Pre-Order Response Times (Loop Qualification Tools) EDI Request/Response Benchmark 20	Benchmark	20
PO-1B-8	Pre-Order Response Times (Resale of Qwest DSL Qualification) EDI Request/Response Benchmark 20	Benchmark	20
PO-1B-9	Pre-Order Response Times (Connecting Facility Assignment) EDI Request/Response Benchmark 25	Benchmark	25
PO-1C-1	Pre-Order Response Times (Timeout) IMA Total Benchmark 0.005	Benchmark	0.50%
PO-1C-2	Pre-Order Response Times (Timeout) EDI Total Benchmark 0.005	Benchmark	0.50%
PO-1D-1	Pre-Order Response Times (Rejected Query) IMA Total Diagnostic	Diagnostic	
PO-1D-2	Pre-Order Response Times (Rejected Query) EDI Total Diagnostic	Diagnostic	
PO-20	Manual Service Order Accuracy Resale & UNE-P (POTS) Benchmark 0.97	Benchmark	97.00%
PO-20	Manual Service Order Accuracy Unbundled Loops Benchmark 0.97	Benchmark	97.00%
PO-20P2	Manual Service Order Accuracy (Phase 2) Resale & UNE-P (POTS) Benchmark 0.96	Benchmark	96.00%
PO-20P2	Manual Service Order Accuracy (Phase 2) Unbundled Loops Benchmark 0.96	Benchmark	96.00%
PO-20P3	Manual Service Order Accuracy (Phase 3) Resale & UNE-P (POTS) Benchmark 0.95	Benchmark	95.00%
PO-20P3	Manual Service Order Accuracy (Phase 3) Unbundled Loops Benchmark 0.95	Benchmark	95.00%
PO-20P4	Manual Service Order Accuracy (Phase 4) Resale & UNE-P (POTS) Benchmark 0.95	Benchmark	95.00%
PO-20P4	Manual Service Order Accuracy (Phase 4) Unbundled Loops Benchmark 0.95	Benchmark	95.00%
PO-2A-1	Electronic Flow-through for LSRs Received via IMA LNP Diagnostic	Diagnostic	
PO-2A-1	Electronic Flow-through for LSRs Received via IMA Resale Aggregate W/O UNE-P-POTS Diagnostic	Diagnostic	
PO-2A-1	Electronic Flow-through for LSRs Received via IMA Unbundled Loop Aggregate Diagnostic	Diagnostic	
PO-2A-1	Electronic Flow-through for LSRs Received via IMA UNE - P (POTS) Diagnostic	Diagnostic	
PO-2A-1	Electronic Flow-through for LSRs Received via IMA UNE P (POTS AGG) Diagnostic	Diagnostic	
PO-2A-2	Electronic Flow-through for LSRs Received via EDI Line Sharing Diagnostic	Diagnostic	
PO-2A-2	Electronic Flow-through for LSRs Received via EDI LNP Diagnostic	Diagnostic	
PO-2A-2	Electronic Flow-through for LSRs Received via EDI Resale Aggregate W/O UNE-P-POTS Diagnostic	Diagnostic	
PO-2A-2	Electronic Flow-through for LSRs Received via EDI Unbundled Loop Aggregate Diagnostic	Diagnostic	
PO-2A-2	Electronic Flow-through for LSRs Received via EDI UNE - P (POTS) Diagnostic	Diagnostic	
PO-2A-2	Electronic Flow-through for LSRs Received via EDI UNE P (POTS AGG) Diagnostic	Diagnostic	
PO-2B-1	Electronic Flow-through for All Eligible LSRs Received via IMA LNP Benchmark 0.95	Benchmark	95.00%
PO-2B-1	Electronic Flow-through for All Eligible LSRs Received via IMA Resale Aggregate W/O UNE-P-POTS Benchmark 0.95	Benchmark	95.00%
PO-2B-1	Electronic Flow-through for All Eligible LSRs Received via IMA Unbundled Loop Aggregate Benchmark 0.95	Benchmark	85.00%
PO-2B-1	Electronic Flow-through for All Eligible LSRs Received via IMA UNE - P (POTS) Benchmark 0.95	Benchmark	95.00%
PO-2B-1	Electronic Flow-through for All Eligible LSRs Received via IMA UNE P (POTS AGG) Benchmark 0.95	Benchmark	95.00%
PO-2B-2	Electronic Flow-through for All Eligible LSRs Received via EDI Line Sharing Diagnostic	Diagnostic	
PO-2B-2	Electronic Flow-through for All Eligible LSRs Received via EDI LNP Benchmark 0.95	Benchmark	95.00%
PO-2B-2	Electronic Flow-through for All Eligible LSRs Received via EDI Resale Aggregate W/O UNE-P-POTS Benchmark 0.95	Benchmark	95.00%
PO-2B-2	Electronic Flow-through for All Eligible LSRs Received via EDI Unbundled Loop Aggregate Benchmark 0.95	Benchmark	85.00%
PO-2B-2	Electronic Flow-through for All Eligible LSRs Received via EDI UNE - P (POTS) Benchmark 0.95	Benchmark	95.00%
PO-2B-2	Electronic Flow-through for All Eligible LSRs Received via EDI UNE P (POTS AGG) Benchmark 0.95	Benchmark	95.00%
PO-3A-1	LSR Rejection Notice Interval for IMA - Rejected Manually Product Aggregate Benchmark 0.5	Benchmark	12.00
PO-3A-2	LSR Rejection Notice Interval for IMA - Auto-Rejected Product Aggregate Benchmark 0.0125	Benchmark	0.18
PO-3B-1	LSR Rejection Notice Interval for EDI - Rejected Manually Product Aggregate Benchmark 0.5	Benchmark	12.00
PO-3B-2	LSR Rejection Notice Interval for EDI - Auto-Rejected Product Aggregate Benchmark 0.0125	Benchmark	0.18
PO-3C	LSR Rejection Notice Interval for Manual and IIS Product Aggregate Benchmark 1	Benchmark	24:00:00
PO-4A-1	LSRs Rejected for IMA - Rejected Manually Product Aggregate Diagnostic	Diagnostic	
PO-4A-2	LSRs Rejected for IMA - Auto-Rejected Product Aggregate Diagnostic	Diagnostic	
PO-4B-1	LSRs Rejected for EDI - Rejected Manually Product Aggregate Diagnostic	Diagnostic	
PO-4B-2	LSRs Rejected for EDI - Auto-Rejected Product Aggregate Diagnostic	Diagnostic	
PO-4C	LSRs Received via Facsimile Product Aggregate Diagnostic	Diagnostic	
PO-5A-1(a)	FOCs On Time for Fully Electronic LSRs Received Via IMA Resale Aggregate Benchmark 0.95	Benchmark	95.00%
PO-5A-1(b)	FOCs On Time for Fully Electronic LSRs Received Via IMA Unbundled Loop Aggregate Benchmark 0.95	Benchmark	95.00%
PO-5A-1(c)	FOCs On Time for Fully Electronic LSRs Received Via IMA LNP Benchmark 0.95	Benchmark	95.00%
PO-5A-2(a)	FOCs On Time for Fully Electronic LSRs Received Via EDI Resale Aggregate Benchmark 0.95	Benchmark	95.00%

PO-5A-2(b)	FOCs On Time for Fully Electronic LSRs Received Via EDI Unbundled Loop Aggregate Benchmark	Benchmark	95.00%
PO-5A-2(c)	FOCs On Time for Fully Electronic LSRs Received Via EDI LNP Benchmark 0.95	Benchmark	95.00%
PO-5B-1(a)	FOCs On Time For Electronic/Manual LSRs Received Via IMA Resale Aggregate Benchmark 0.9	Benchmark	90.00%
PO-5B-1(b)	FOCs On Time For Electronic/Manual LSRs Received Via IMA Unbundled Loop AGG-EELs Benchmark	Benchmark	90.00%
PO-5B-1(b)	FOCs On Time For Electronic/Manual LSRs Received Via IMA Unbundled Loop Aggregate Benchmark	Benchmark	90.00%
PO-5B-1(c)	FOCs On Time For Electronic/Manual LSRs Received Via IMA LNP Benchmark 0.9	Benchmark	90.00%
PO-5B-2(a)	FOCs On Time For Electronic/Manual LSRs Received Via EDI Resale Aggregate Benchmark 0.9	Benchmark	90.00%
PO-5B-2(b)	FOCs On Time For Electronic/Manual LSRs Received Via EDI Unbundled Loop AGG-EELs Benchmark	Benchmark	90.00%
PO-5B-2(b)	FOCs On Time For Electronic/Manual LSRs Received Via EDI Unbundled Loop Aggregate Benchmark	Benchmark	90.00%
PO-5B-2(c)	FOCs On Time For Electronic/Manual LSRs Received Via EDI LNP Benchmark 0.9	Benchmark	90.00%
PO-5C-(a)	FOCs on Time for Manual Resale Aggregate Benchmark 0.9	Benchmark	90.00%
PO-5C-(b)	FOCs on Time for Manual Unbundled Loop AGG-EELs Benchmark 0.9	Benchmark	90.00%
PO-5C-(b)	FOCs on Time for Manual Unbundled Loop Aggregate Benchmark 0.9	Benchmark	90.00%
PO-5C-(c)	FOCs on Time for Manual LNP Benchmark 0.9	Benchmark	90.00%
PO-5D	Firm Order Confirmations (FOCs) On Time LIS Trunk Benchmark 0.85	Benchmark	85.00%
PO-6A	Notices Made Available via IMA - GUI All Benchmark 0.25	Benchmark	6:00
PO-6B	Notices Transmitted via IMA - EDI All Benchmark 0.25	Benchmark	6:00
PO-7A,C	Notices Made Available via IMA - GUI / Billing System Posting Completions All	Parity	
PO-7B,C	Notices Transmitted via IMA - EDI / Billing System Posting Completions All	Parity	
PO-8A	Jeopardy Notice Interval Non-Designed Services	Parity	
PO-8B	Jeopardy Notice Interval Unbundled Loops and Number Portability	Parity	
PO-9A	Timely Jeopardy Notices Non-Designed Services	Parity	
PO-9B	Timely Jeopardy Notices Unbundled Loops and Number Portability	Parity	
PO-9C	Timely Jeopardy Notices LIS Trunk	Parity	
PO-9D	Timely Jeopardy Notices UNE - P (POTS)	Parity	

PID	Format
BI-1A	Days
BI-1B	Percent
BI-1C-1	Days
BI-1C-2	Days
BI-2	Percent
BI-3	Percent
BI-4	Percent
BI-5	Percent
CP-1	Days
CP-2	Percent
CP-3	Days
CP-4	Percent
DA-1	Seconds
DB-1A	HrsMins
DB-1B	Seconds
DB-1C	Seconds
DB-2	Percent
GA-1	Percent
GA-2	Percent
GA-3	Percent
GA-4	Percent
GA-6	Percent
GA-7	Percent

PID	Format
MR-10	Percent
MR-11	Percent
MR-2	Percent
MR-3	Percent
MR-4	Percent
MR-5	Percent
MR-6	HrsMins
MR-7	Percent
MR-8	Percent
MR-9	Percent
NI-1	Percent
NP-1	Percent
OP-13	Percent
OP-15	Number
OP-17	Percent
OP-2	Percent
OP-3	Percent
OP-4	Days
OP-5	Percent
OP-6	Days
OP-7	HrsMins
OP-8	Percent
OS-1	Seconds

PID	Format
PO-15	Number
PO-16	Percent
PO-19	Percent
PO-1A	Seconds
PO-1B	Seconds
PO-1C	Seconds
PO-1D	Seconds
PO-2	Percent
PO-20	Percent
PO-3A-1	HrsMins
PO-3A-2	MinsSecs
PO-3B-1	HrsMins
PO-3B-2	MinsSecs
PO-3C	HrsMins
PO-4	Percent
PO-5	Percent
PO-6A	HrsMins
PO-6B	HrsMins
PO-7	Percent
PO-8	Days
PO-9	Percent