


Murrey's Disposal Company, Inc.
 Regulated Income Statement by Line of Business
 June 1, 2021 - May 31, 2022

TG-220857
 Allocators

TG-180953


Revenue:	
31000	Hauling Revenue - Roll Off Permanent
31002	Hauling Revenue - Roll Off Rental
31004	Hauling Revenue - Roll Off Recycling
31005	Hauling Revenue - Roll Off Disposal Chg
31009	Hauling Revenue - Roll Off Intercompany
31010	Hauling Revenue - Roll Off Extras
31020	Hauling Revenue - Roll Off Special Waste
32000	Hauling Revenue - Residential MSW
32100	Hauling Revenue - Residential Recycling
32102	Hauling Revenue - Residential Recycling
32110	Hauling Revenue - Residential Composting
32001	Hauling Revenue - Residential MSW Extras
33000	Hauling Revenue - Commercial FEL
33030	Hauling Revenue - Commercial Recycling R
	MF Garbage
	MF Recycle
	Medical Waste
33002	Hauling Revenue - Commercial FEL Adjustm
33011	Hauling Revenue - Commercial FEL Extras
33020	Hauling Revenue - Commercial Recycling F
35510	Proceeds - OCC
35511	Proceeds - ONP
35514	Proceeds - Dirty Aluminum
35515	Proceeds - Glass
35518	Proceeds - Commingled
35520	Support - OCC
35524	Support - Dirty Aluminum
38000	Service Charge
38001	P-Card Rebate
Total	
Expenses:	
57125	Building Supplies
57147	Repair-Shoo, Bldg
70147	Bldg & Property Maint
41200 Building & Repair	
52010	Salaries
52020	Wages-Regular
52025	Wages-OT
52025	Safety Bonus
52036	Other Bonus
52065	Vacation Pay
52070	Sick Pay
41310 Wages Mechanics	
55020	Wages Regular
55025	Wages-OT
55035	Safety Bonus
55036	Other Bonus/Commission - Non-Safety
55045	Contract Labor
55065	Vacation Pay
55070	Sick Pay
55086	Safety and Training
41311 Wages Container Mechanics	
52120	Parts & Materials
52125	Operating Supplies
52135	Equipment & Maint Rep
55120	Parts & Materials
55125	Operating Supplies
41320 Parts & Materials	
52147	Outside Repair
55147	Outside Repair
41330 Outside Repair	
59400	Damage Paid by District
41340 Accident Repair	
52140	Tires & Tubes
41600 Tires	
52045	Contract Labor
52086	Safety & Training
52090	Uniforms
52148	Allocated Exp In - District
52149	Allocated Exp In Out - District
52175	Rental (copier)
52181	Freight
52182	Towing
52335	Miscellaneous
55181	Freight
57254	Drive Cam Fees
41800 Other Maint	
50010	Salaries-Supervisor
56010	Salaries-Supervisor
56025	Wages O.T.
56035	Safety Bonuses
56036	Other Bonus
56045	Contract Labor
56065	Vacation Pay
56070	Sick Pay
42100 Wages-Supervisor	
50020	Wages Regular
50025	Wages OT
50035	Safety Bonus
50036	Other Bonus



50065	Vacation Pay
50070	Sick Pay
42300	Total Driver Wages
50045	Contract Labor
42315	Contract Labor
52142	Fuel Expense
52144	Urea Additive
52146	Oil and Grease
55142	Fuel Expense
55146	Oil and Grease
56142	Fuel Expense
42400	Total Fuel and Oil
41121	Brokerage Cost
41129	Brokerage Cost IC
43099	Pass Through Expenses Intercompany
44161	Cost of Materials - OCC
44164	Cost of Materials - Aluminum
47003	Cost of Resale Materials
50086	Safety & Training
50087	Drug Screening
50090	Uniforms
50335	Miscellaneous
50149	Allocated Exp In Out - District
52087	Drug Screening
52185	Travel
55090	Uniforms
55135	Equipment and Maint Repair
55143	Medical Waste Supplies
55149	Allocated Exp In Out - District
56086	Safety & Training
56090	Drug Screening
56201	Meals & Entertainment
57125	Equip Maintenance and Repair
57175	Equipment Vehicle Rental
57255	Other Prof Fees
57257	Engineering Fees
57324	Penalties
57335	Miscellaneous
57353	Monitoring and Maint
60165	Communications
60195	Dues and Subscriptions
60196	Club Dues
60204	Gifts to Customers
60255	Other Prof Fees
70190	Registration Fees
70324	Penalties and Violations
42800	Other Collection Exp
40101	Disposal Landfill, Pass Thru Pass-Through
40109	Disposal Landfill Intercompany
40121	Disposal Incineration
40122	Other Disposal
43600	Dump Fee and Charges
40861	Processing Fees MRF
40869	Processing Fees MRF Intercompany
43800	Processing Fee
60010	Salaries
60030	Bonuses and Commissions
60095	Empl & Commun Actv
60185	Postage
60205	Travel - Auto
60206	Meals
60207	Meals with Customers
60210	Office Supplies and Equip
44000	Sales
43002	UTC Fee
44300	WUTC Fee
60201	Entertainment
60225	Advertising & Promotion
70225	Advertising
44500	Advertising Exp
59271	Property and Liability Insurance
59340	Self Insurance Premium
59341	ABL - Current Year Claims
59342	Prior Year Claims
59401	Insurance claim repairs
45300	Public Liability
59343	WC Current Year Claims
59344	WC Prior Year Claims
59500	WC Premium
57370	Bond Exp-WC
45400	Workmen's Comp
70010	Salaries
70020	Wages Regular
70025	Wages OT
70035	Safety Bonuses
70036	Bonuses
70045	Contract Labor
70065	Vacation
70070	Sick Leave
46130	Salaries-Office
70149	Corp DH Allocation
46100	Management Fee
52200	Office Supplies
56105	Employee Relocation
56210	Office Supply and Equip Customer Notifications
57165	Communications

57185	Postage
57345	Security Services
70185	Postage
70210	Office Supplies
70214	Credit Card Fees
70215	Bank Charges
70245	Payroll Processing Fee
70300	Data Processing
70301	Computer Software
70302	Computer Supplies
70320	Credit and Collection
70336	Coffee Bar
70345	Security Services
91002	NSF Fees
46200 Office & Other Exp	
70235	Legal
46300 Legal & Accounting	
52150	Utilities
57150	Utilities
70150	Utilities
46400 Utilities	
52165	Communication
56165	Communication
70165	Communication
70167	Cell Phone
46410 Communication	
50060	Group Insurance
52060	Group Insurance
55060	Group Insurance
56060	Group Insurance
60060	Group Insurance
70060	Group Insurance
46500 Employee Welfare	
50115	Pension
52115	Pension
55115	Pension
56115	Pension
60116	Pension
70116	Pension
46510 Pension	
70310	Bad Debt Provision
46700 Bad Debts	
70086	Safety & Training
70090	WCN Training
70095	Employee Comm Activity
70105	Employee Relocation
70110	Contributions
70112	Political Contribution
70148	Alloc Exp In Distr
70175	Equipment Rental
70195	Dues & Subscriptions
70200	Travel
70201	Entertainment
70202	Excursion Meetings
70203	Lodging
70205	Travel Auto
70206	Meals
70216	Outside Storage
70220	Sponsorships
70230	External Recruiter Fees
70231	Recruitment Advertising & Expenses
70232	Recruitment Travel Expenses
70240	Accounting Professional Fees
70255	Other Professional Fees
70303	Software License Fees
70330	Equipment/Truck Rodeo
70335	Miscellaneous
46900 Other General Expenses	
51260	Depreciation Trks
54260	Depreciation Cont, DB
57260	Depreciation Buildings, Transfer Station, Shop, Yard
70260	Depreciation Office Equipment
91010	Gain/Loss on Sale of Asset
91015	Gain/Loss from Real Estate Lease
50000 Total	
41201	Rebate & Rev Sharing
52000 Operating Tax & Lic	
43001	Taxes & Pass Thru Fees
43001.1	Specific taxes and pass thru fees
52030 State Excise Tax	
51295	Licenses
57357	Permits
70357	Permits
52200 Vehicle Licenses	
52275	Property Tax
54275	Property Tax
57275	Property Tax
70275	Property Tax
52300 Property Tax	
50050	Payroll Taxes
52050	Payroll Taxes
55050	Payroll Taxes
56050	Payroll Taxes
60050	Payroll Taxes
70050	Payroll Taxes
52400 Payroll Taxes	

57280	Other Taxes
Other Taxes	
52900	Capitalized Costs
52901	Costs Awaiting Capitalization
Capitalized Costs	
52170	Real Estate Rental - Public Recyl Yard
57170	Real Estate Rental
57171	Variable Qualifying Lease Expense
57176	Short Term Equip/Vehicle/Bldg Rental
57148	Allocated In - District
53200 Rent-Land, Structures	
70264 Amortization	
Total Expenses	
Net Income	
Profit Margin	



1 2 3 4 5 6 7 9 11 13 15 17 19 21 23 25 27 29 31 32

New Account

	Jun-21	Jul-21	Aug-21	Sep-21	Oct-21	Nov-21	Dec-21	Jan-22	Feb-22	Mar-22	Apr-22	May-22	Total	
98501 Days - Weekdays	22	22	22	22	21	22	23	21	20	23	21	22	261	0%
31000 Hauling Revenue - Roll Off Permanent														
31005 Hauling Revenue - Roll Off Disposal Chg														
31010 Hauling Revenue - Roll Off Extras														
32000 Hauling Revenue - Residential MSW														
32001 Hauling Revenue - Residential MSW Extras														
32100 Hauling Revenue - Residential Recycling														
33000 Hauling Revenue - Commercial FEL														
33011 Hauling Revenue - Commercial REL Extras														
Hauling Revenue														
Transfer and MRF														
35518 Proceeds - Commingled														
Recycling Proceeds														
38000 Other Revenue														
38001 P-Card Rebate Revenue														
Other Revenue														
Revenue														
40101 Disposal Landfill														
Disposal														
40861 Processing Fees MRF														
MRF Processing														
41201 Taxes and Fees														
43001 LF Taxes and Fees														
43002 WUTC Taxes														
Brok. and Taxes														
Cost of Materials														
Other Expense														
Rev Reductions														
Net Revenue														
50010 Salaries														
50020 Wages Regular														
50025 Wages O.T.														
50035 Safety Bonuses														
50036 Other Bonus/Commission - Non-Safety														
50045 Contract Labor														
50050 Payroll Taxes														
50060 Group Insurance														
50065 Vacation Pay														
50070 Sick Pay														
50086 Safety and Training														
50090 Uniforms														
50115 Pension and Profit Sharing														
Labor														
51295 Licenses														
Truck Fixed														
52010 Salaries														
52020 Wages Regular														
52025 Wages O.T.														
52035 Safety Bonuses														
52036 Other Bonus/Commission - Non-Safety														

1 2 3 4 5 6 7 9 11 13 15 17 19 21 23 25 27 29 31 32

New Account

	Jun-21	Jul-21	Aug-21	Sep-21	Oct-21	Nov-21	Dec-21	Jan-22	Feb-22	Mar-22	Apr-22	May-22	Total
98501 Days - Weekdays	22	22	22	22	21	22	23	21	20	23	21	22	261
52045 Contract Labor													0%
52050 Payroll Taxes													
52060 Group Insurance													
52065 Vacation Pay													
52070 Sick Pay													
52086 Safety and Training													
52090 Uniforms													
52115 Pension and Profit Sharing													
52120 Parts and Materials													
52125 Operating Supplies													
52135 Equipment and Maint Repair													
52140 Tires													
52142 Fuel Expense													
52144 Urea Additive Expense													
52146 Oil and Grease													
52147 Outside Repairs													
52165 Communications													
52175 Equip/Vehicle Rental													
52181 Freight													
52182 Towing Expense													
52185 Travel													
52200 Office Supply and Equip													
Truck Variable													
55020 Wages Regular													
55025 Wages O.T.													
55035 Safety Bonuses													
55036 Other Bonus/Commission - Non-Safety													
55050 Payroll Taxes													
55060 Group Insurance													
55065 Vacation Pay													
55070 Sick Pay													
55086 Safety and Training													
55090 Uniforms													
55115 Pension and Profit Sharing													
55120 Parts and Materials													
55125 Operating Supplies													
55135 Equipment and Maint Repair													
55147 Outside Repairs													
Container Exp													
56010 Salaries													
56036 Other Bonus/Commission - Non-Safety													
56050 Payroll Taxes													
56060 Group Insurance													
56065 Vacation Pay													
56090 Uniforms													
56115 Pension and Profit Sharing													
56201 Meals and Entertainment													
Superv. Ex													
57125 Operating Supplies													
57147 Bldg & Property													
57150 Utilities													
57165 Communications													
57254 Drive Cam & Routing SW Fees													
57255 Other Prof Fees													
57275 Property Taxes													
57324 Penalties and Violations													
57345 Security Services													
57353 Monitoring and Maint													
57357 Permits													
57370 Bonds Expense													
Other Operating													
Closure Exp													
59271 Property and Liability Insurance													
59340 Self Insurance Premium													
59401 Insurance claim repairs													
59500 Workers Comp Prem													
Insurance Exp													
G/L on Ops													

1 2 3 4 5 6 7 9 11 13 15 17 19 21 23 25 27 29 31 32

New Account

	Jun-21	Jul-21	Aug-21	Sep-21	Oct-21	Nov-21	Dec-21	Jan-22	Feb-22	Mar-22	Apr-22	May-22	Total
98501 Days - Weekdays	22	22	22	22	21	22	23	21	20	23	21	22	261 0%
Cost of Ops	[REDACTED CONTENT]												
Gross Profit													
Sales Exp													
70010 Salaries													
70020 Wages Regular													
70025 Wages O.T.													
70035 Safety Bonuses													
70036 Other Bonus/Commission - Non-Safety													
70045 Contract Labor													
70050 Payroll Taxes													
70060 Group Insurance													
70065 Vacation Pay													
70070 Sick Pay													
70086 Safety and Training													
70090 WCN Training													
70095 Empl & Commun Activ													
70105 Employee Relocation													
70110 Contributions													
70112 Political Contributions													
70116 Pension and Profit Sharing													
70148 Allocated Exp In - District													
70165 Communications													
70167 Cellular Telephone													
70175 Non-Qualifying Operating Lease Expense													
70185 Postage													
70190 Registration Fees													
70195 Dues and Subscriptions													
70200 Travel													
70201 Entertainment													
70202 Excursions Meetings													
70203 Lodging													
70205 Travel - Auto													
70206 Meals													
70210 Office Supplies and Equip													
70214 Credit Card Fees													
70215 Bank Charges													
70216 Outside Storages													
70225 Advertising and Promotions													
70231 Recruitment Advertising & Expenses													
70232 Recruitment Travel Expenses													
70235 Legal													
70240 Accounting Professional Fees													
70255 Other Prof Fees													
70300 Data Processing													
70301 Computer Software													
70302 Computer Supplies													
70303 Software License Fees													
70310 Bad Debt Provision													
70320 Credit and Collection													
70324 Penalties and Violations													
70336 Coffee Bar													
G&A													
70149 Corporate Overhead Allocation In													
Corp Overhead													
Total SG&A													
EBITDA													
Watch list EBITDA													
54260 Depreciation													
57260 Depreciation													
Depreciation													
Airspace Amort													
Intangible Amort													
Total DDA													
EBIT From Ops													

1 2 3 4 5 6 7 9 11 13 15 17 19 21 23 25 27 29 31 32

New Account

	Jun-21	Jul-21	Aug-21	Sep-21	Oct-21	Nov-21	Dec-21	Jan-22	Feb-22	Mar-22	Apr-22	May-22	Total
98501 Days - Weekdays	22	22	22	22	21	22	23	21	20	23	21	22	261
Interest Exp													0%
Interest Income													
91002 NSF Fees													
Other Inc/Exp													
NI b/ Taxes & Extra													
Extra. Items													
NI b/ Taxes													
Taxes													
Net Income													
Non Controlling Int													
Net Income Attrib													
Data Not Included													

1 2 3 4 5 6 7 9 11 13 15 17 19 21 23 25 27 29 31 32

New Account

	Jun-21	Jul-21	Aug-21	Sep-21	Oct-21	Nov-21	Dec-21	Jan-22	Feb-22	Mar-22	Apr-22	May-22	Total	
98501 Days - Weekdays	22	22	22	22	21	22	23	21	20	23	21	22	261	0%
31000 Hauling Revenue - Roll Off Permanent														9%
31002 Hauling Revenue - Roll Off Rental														2%
31004 Hauling Revenue - Roll Off Recycling														44%
31005 Hauling Revenue - Roll Off Disposal Chg														19%
31009 Hauling Revenue - Roll Off Intercompany														0%
31010 Hauling Revenue - Roll Off Extras														0%
31020 Hauling Revenue - Roll Off Special Waste														5%
32000 Hauling Revenue - Residential MSW														0%
33011 Hauling Revenue - Commercial REL Extra														0%
33020 Hauling Revenue - Commercial Recycling														16%
Hauling Revenue														96%
Transfer and MRF														
35510 Proceeds - OCC														3%
35511 Proceeds - ONP														0%
35514 Proceeds - Dirty Aluminum														1%
35515 Proceeds - Glass														0%
35518 Proceeds - Commingled														0%
35520 Support - OCC														0%
35524 Support - Dirty Aluminum														0%
Recycling Proceeds														4%
38000 Other Revenue														0%
38001 P-Card Rebate Revenue														0%
Other Revenue														0%
Revenue														100%
40109 Disposal Landfill Intercompany														16%
40122 Disposal Other														19%
Disposal														36%
40861 Processing Fees MRF														0%
MRF Processing														0%
41121 Brokerage Cost														1%
41129 Brokerage Cost Intercompany														0%
41201 Taxes and Fees														1%
43001 LF Taxes and Fees														1%
Brok. and Taxes														3%
44161 Cost of Materials - OCC														1%
44164 Cost of Materials - Aluminum														0%
Cost of Materials														1%
47003 Cost of Resale Materials														0%
Other Expense														0%
Rev Reductions														41%
Net Revenue														59%
50020 Wages Regular														10%
50025 Wages O.T.														4%
50035 Safety Bonuses														
50036 Other Bonus/Commission - Non-Safety														
50045 Contract Labor														(0%)
50050 Payroll Taxes														1%
50060 Group Insurance														2%
50065 Vacation Pay														1%
50070 Sick Pay														0%
50086 Safety and Training														0%
50090 Uniforms														0%

1 2 3 4 5 6 7 9 11 13 15 17 19 21 23 25 27 29 31 32

New Account

	Jun-21	Jul-21	Aug-21	Sep-21	Oct-21	Nov-21	Dec-21	Jan-22	Feb-22	Mar-22	Apr-22	May-22	Total	
98501 Days - Weekdays	22	22	22	22	21	22	23	21	20	23	21	22	261	0%
50115 Pension and Profit Sharing														0%
Labor														18%
51295 Licenses														0%
Truck Fixed														0%
52010 Salaries														0%
52020 Wages Regular														1%
52025 Wages O.T.														1%
52035 Safety Bonuses														0%
52036 Other Bonus/Commission - Non-Safety														0%
52045 Contract Labor														0%
52050 Payroll Taxes														0%
52060 Group Insurance														0%
52065 Vacation Pay														0%
52070 Sick Pay														0%
52086 Safety and Training														0%
52090 Uniforms														0%
52115 Pension and Profit Sharing														0%
52120 Parts and Materials														2%
52125 Operating Supplies														0%
52135 Equipment and Maint Repair														0%
52140 Tires														1%
52142 Fuel Expense														3%
52144 Urea Additive Expense														0%
52146 Oil and Grease														0%
52147 Outside Repairs														0%
52165 Communications														0%
52175 Equip/Vehicle Rental														0%
52181 Freight														(0%)
52182 Towing Expense														0%
52185 Travel														0%
52200 Office Supply and Equip														0%
52901 Costs Awaiting Capitalization														0%
Truck Variable														10%
55020 Wages Regular														0%
55025 Wages O.T.														0%
55035 Safety Bonuses														0%
55036 Other Bonus/Commission - Non-Safety														0%
55050 Payroll Taxes														0%
55060 Group Insurance														0%
55065 Vacation Pay														0%
55070 Sick Pay														0%
55086 Safety and Training														0%
55090 Uniforms														0%
55115 Pension and Profit Sharing														0%
55120 Parts and Materials														0%
55125 Operating Supplies														0%
55135 Equipment and Maint Repair														0%
55147 Outside Repairs														0%
55149 Allocated Exp In Out - District														0%
Container Exp														2%
56010 Salaries														1%
56035 Safety Bonuses														0%
56036 Other Bonus/Commission - Non-Safety														0%
56050 Payroll Taxes														0%
56060 Group Insurance														0%
56065 Vacation Pay														(0%)
56090 Uniforms														0%
56115 Pension and Profit Sharing														0%
56201 Meals and Entertainment														0%
Superv. Ex														1%
57125 Operating Supplies														0%
57147 Bldg & Property														0%
57148 Allocated In - District														0%
57150 Utilities														0%
57165 Communications														0%
57254 Drive Cam & Routing SW Fees														0%
57255 Other Prof Fees														0%
57275 Property Taxes														0%

1 2 3 4 5 6 7 9 11 13 15 17 19 21 23 25 27 29 31 32

New Account

	Jun-21	Jul-21	Aug-21	Sep-21	Oct-21	Nov-21	Dec-21	Jan-22	Feb-22	Mar-22	Apr-22	May-22	Total	
98501 Days - Weekdays	22	22	22	22	21	22	23	21	20	23	21	22	261	0%
57324 Penalties and Violations														0%
57345 Security Services														0%
57353 Monitoring and Maint														0%
57357 Permits														0%
57370 Bonds Expense														0%
Other Operating														2%
Closure Exp														
59340 Self Insurance Premium														0%
59400 Damages paid by District														(0%)
59401 Insurance claim repairs														0%
59500 Workers Comp Prem														0%
Insurance Exp														1%
91010 Gain/Loss on Sale of Asset														(0%)
G/L on Ops														(0%)
Cost of Ops														33%
Gross Profit														26%
60010 Salaries														1%
60030 Bonuses and Commissions														1%
60050 Payroll Taxes														0%
60060 Group Insurance														0%
60095 Empl & Commun Activ														0%
60116 Pension and Profit Sharing														0%
60185 Postage														0%
60195 Dues and Subscriptions														0%
60196 Club Dues														0%
60201 Entertainment														0%
60204 Gifts to Customers														0%
60205 Travel - Auto														0%
60206 Meals														0%
60207 Meals with Customers														0%
60210 Office Supplies and Equip														0%
60225 Advertising and Promotions														0%
Sales Exp														2%
70010 Salaries														1%
70020 Wages Regular														1%
70025 Wages O.T.														0%
70036 Other Bonus/Commission - Non-Safety														0%
70050 Payroll Taxes														0%
70060 Group Insurance														0%
70065 Vacation Pay														0%
70070 Sick Pay														0%
70086 Safety and Training														0%
70090 WCN Training														0%
70095 Empl & Commun Activ														0%
70105 Employee Relocation														0%
70110 Contributions														0%
70112 Political Contributions														0%
70116 Pension and Profit Sharing														0%
70148 Allocated Exp In - District														0%
70165 Communications														0%
70167 Cellular Telephone														0%
70175 Non-Qualifying Operating Lease Expense														0%
70185 Postage														0%
70190 Registration Fees														0%
70195 Dues and Subscriptions														0%
70200 Travel														0%
70201 Entertainment														0%
70202 Excursions Meetings														0%
70203 Lodging														0%
70205 Travel - Auto														0%
70206 Meals														0%
70210 Office Supplies and Equip														0%
70214 Credit Card Fees														0%
70215 Bank Charges														0%
70216 Outside Storages														0%
70225 Advertising and Promotions														0%
70231 Recruitment Advertising & Expenses														0%

1 2 3 4 5 6 7 9 11 13 15 17 19 21 23 25 27 29 31 32

New Account

	Jun-21	Jul-21	Aug-21	Sep-21	Oct-21	Nov-21	Dec-21	Jan-22	Feb-22	Mar-22	Apr-22	May-22	Total	
98501 Days - Weekdays	22	22	22	22	21	22	23	21	20	23	21	22	261	0%
70235 Legal														0%
70240 Accounting Professional Fees														0%
70255 Other Prof Fees														0%
70300 Data Processing														0%
70301 Computer Software														0%
70302 Computer Supplies														0%
70303 Software License Fees														0%
70310 Bad Debt Provision														0%
70320 Credit and Collection														0%
70324 Penalties and Violations														0%
70336 Coffee Bar														0%
G&A														4%
70149 Corporate Overhead Allocation In														3%
Corp Overhead														3%
Total SG&A														9%
EBITDA														17%
Watch list EBITDA														21%
51260 Depreciation														3%
54260 Depreciation														3%
57260 Depreciation														0%
Depreciation														6%
Airspace Amort														
Intangible Amort														
Total DDA														6%
EBIT From Ops														11%
Interest Exp														
Interest Income														
91002 NSF Fees														(0%)
Other Inc/Exp														(0%)
NI b/ Taxes & Extra														11%
Extra. Items														
NI b/ Taxes														11%
Taxes														
Net Income														11%
Non Controlling Int														
Net Income Attrib														11%
Data Not Included														

2 3 4 5 6 7 9 11 13 15 17 19 21 23 25 27 29 31 32

New Account

	Jun-21	Jul-21	Aug-21	Sep-21	Oct-21	Nov-21	Dec-21	Jan-22	Feb-22	Mar-22	Apr-22	May-22	Total
98501 Days - Weekdays	44	44	44	44	42	44	46	42	40	46	42	44	522 0%
31000 Hauling Revenue - Roll Off Permanent													
31002 Hauling Revenue - Roll Off Rental													
31005 Hauling Revenue - Roll Off Disposal Chg													
31009 Hauling Revenue - Roll Off Intercompany													
31010 Hauling Revenue - Roll Off Extras													
32000 Hauling Revenue - Residential MSW													
32001 Hauling Revenue - Residential MSW Extras													
32100 Hauling Revenue - Residential Recycling													
32102 Hauling Revenue - Residential Recycling													
32110 Hauling Revenue - Residential Composting													
33000 Hauling Revenue - Commercial FEL													
33011 Hauling Revenue - Commercial REL Extras													
33020 Hauling Revenue - Commercial Recycling F													
33030 Hauling Revenue - Commercial Recycling R													
Hauling Revenue													
35518 Proceeds - Commingled													
38000 Other Revenue													
38001 P-Card Rebate Revenue													
Other Revenue													
Revenue													
40109 Disposal Landfill Intercompany													
40121 Disposal Incineration													
40122 Disposal Other													
Disposal													
40861 Processing Fees MRF													
40869 Processing Fees MRF Intercompany													
MRF Processing													
41121 Brokerage Cost													
41201 Taxes and Fees													
43001 LF Taxes and Fees													
43002 WUTC Taxes													
Brok. and Taxes													
Cost of Materials													
Other Expense													
Rev Reductions													
Net Revenue													
50010 Salaries													
50020 Wages Regular													
50025 Wages O.T.													
50035 Safety Bonuses													
50036 Other Bonus/Commission - Non-Safety													
50045 Contract Labor													
50050 Payroll Taxes													
50060 Group Insurance													
50065 Vacation Pay													
50070 Sick Pay													
50086 Safety and Training													
50090 Uniforms													
50115 Pension and Profit Sharing													
50149 Allocated Exp In Out - District													

2022-05

2 3 4 5 6 7 9 11 13 15 17 19 21 23 25 27 29 31 32

New Account

	Jun-21	Jul-21	Aug-21	Sep-21	Oct-21	Nov-21	Dec-21	Jan-22	Feb-22	Mar-22	Apr-22	May-22	Total
98501 Days - Weekdays	44	44	44	44	42	44	46	42	40	46	42	44	522
Labor													0%
51295 Licenses													
Truck Fixed													
52010 Salaries													
52020 Wages Regular													
52025 Wages O.T.													
52035 Safety Bonuses													
52036 Other Bonus/Commission - Non-Safety													
52045 Contract Labor													
52050 Payroll Taxes													
52060 Group Insurance													
52065 Vacation Pay													
52070 Sick Pay													
52086 Safety and Training													
52090 Uniforms													
52115 Pension and Profit Sharing													
52120 Parts and Materials													
52125 Operating Supplies													
52135 Equipment and Maint Repair													
52140 Tires													
52142 Fuel Expense													
52144 Urea Additive Expense													
52146 Oil and Grease													
52147 Outside Repairs													
52149 Allocated Exp In Out - District													
52165 Communications													
52175 Equip/Vehicle Rental													
52181 Freight													
52182 Towing Expense													
52185 Travel													
52200 Office Supply and Equip													
52901 Costs Awaiting Capitalization													
Truck Variable													
55020 Wages Regular													
55025 Wages O.T.													
55035 Safety Bonuses													
55036 Other Bonus/Commission - Non-Safety													
55050 Payroll Taxes													
55060 Group Insurance													
55065 Vacation Pay													
55070 Sick Pay													
55086 Safety and Training													
55090 Uniforms													
55115 Pension and Profit Sharing													
55120 Parts and Materials													
55125 Operating Supplies													
55135 Equipment and Maint Repair													
55143 Medical Waste Supplies													
55147 Outside Repairs													
Container Exp													
56010 Salaries													
56020 Wages Regular													
56035 Safety Bonuses													
56036 Other Bonus/Commission - Non-Safety													
56050 Payroll Taxes													
56060 Group Insurance													
56065 Vacation Pay													
56090 Uniforms													
56115 Pension and Profit Sharing													
56201 Meals and Entertainment													
Superv. Ex													
57125 Operating Supplies													
57147 Bldg & Property													
57148 Allocated In - District													
57150 Utilities													
57165 Communications													
57176 Short Term Equip/Vehicle/Bldg Rental													
57254 Drive Cam & Routing SW Fees													
57255 Other Prof Fees													
57257 Engineering Fees													
57275 Property Taxes													
57324 Penalties and Violations													
57335 Miscellaneous													

2022-05

2 3 4 5 6 7 9 11 13 15 17 19 21 23 25 27 29 31 32

New Account

	Jun-21	Jul-21	Aug-21	Sep-21	Oct-21	Nov-21	Dec-21	Jan-22	Feb-22	Mar-22	Apr-22	May-22	Total
98501 Days - Weekdays	44	44	44	44	42	44	46	42	40	46	42	44	522 0%
57345 Security Services													
57353 Monitoring and Maint													
57357 Permits													
57370 Bonds Expense													
Other Operating													
Closure Exp													
59271 Property and Liability Insurance													
59340 Self Insurance Premium													
59341 A&L - Current Year Claims													
59342 A&L - Prior Year Claims													
59343 WC - Current Year Claims													
59344 WC - Prior Year Claims													
59400 Damages paid by District													
59401 Insurance claim repairs													
59500 Workers Comp Prem													
Insurance Exp													
91010 Gain/Loss on Sale of Asset													
G/L on Ops													
Cost of Ops													
Gross Profit													
60010 Salaries													
60030 Bonuses and Commissions													
60050 Payroll Taxes													
60060 Group Insurance													
60095 Empl & Commun Activ													
60116 Pension and Profit Sharing													
60205 Travel - Auto													
60206 Meals													
60207 Meals with Customers													
60210 Office Supplies and Equip													
60225 Advertising and Promotions													
Sales Exp													
70010 Salaries													
70020 Wages Regular													
70025 Wages O.T.													
70035 Safety Bonuses													
70036 Other Bonus/Commission - Non-Safety													
70045 Contract Labor													
70050 Payroll Taxes													
70060 Group Insurance													
70065 Vacation Pay													
70070 Sick Pay													
70086 Safety and Training													
70090 WCN Training													
70095 Empl & Commun Activ													
70105 Employee Relocation													
70110 Contributions													
70112 Political Contributions													
70116 Pension and Profit Sharing													
70148 Allocated Exp In - District													
70150 Utilities													
70165 Communications													
70167 Cellular Telephone													
70175 Non-Qualifying Operating Lease Expense													
70185 Postage													
70190 Registration Fees													
70195 Dues and Subscriptions													
70200 Travel													
70201 Entertainment													
70202 Excursions Meetings													
70203 Lodging													
70205 Travel - Auto													
70206 Meals													
70210 Office Supplies and Equip													
70214 Credit Card Fees													
70215 Bank Charges													
70216 Outside Storages													
70220 Sponsorships													
70225 Advertising and Promotions													
70231 Recruitment Advertising & Expenses													
70232 Recruitment Travel Expenses													

2022-05

2 3 4 5 6 7 9 11 13 15 17 19 21 23 25 27 29 31 32

New Account

	Jun-21	Jul-21	Aug-21	Sep-21	Oct-21	Nov-21	Dec-21	Jan-22	Feb-22	Mar-22	Apr-22	May-22	Total
98501 Days - Weekdays	44	44	44	44	42	44	46	42	40	46	42	44	522
70235 Legal													0%
70240 Accounting Professional Fees													
70255 Other Prof Fees													
70300 Data Processing													
70301 Computer Software													
70302 Computer Supplies													
70303 Software License Fees													
70310 Bad Debt Provision													
70320 Credit and Collection													
70324 Penalties and Violations													
70336 Coffee Bar													
G&A													
70149 Corporate Overhead Allocation In													
Corp Overhead													
Total SG&A													
EBITDA													
Watch list EBITDA													
51260 Depreciation													
54260 Depreciation													
57260 Depreciation													
70260 Depreciation													
Depreciation													
Airspace Amort													
70264 Amortization													
Intangible Amort													
Total DDA													
EBIT From Ops													
Interest Exp													
Interest Income													
91002 NSF Fees													
Other Inc/Exp													
NI b/ Taxes & Extra													
Extra. Items													
NI b/ Taxes													
Taxes													
Net Income													
Non Controlling Int													
Net Income Attrib													
Data Not Included													

New Account	Actual ACT															
Revenue:	2111 IS	2132 IS	2140 IS	Total	Restation Adjustments			Adjusted Total			Proforma Adjustments					
	Murrey's	Vashon	DMR		Murrey's	Vashon	DMR	Murrey's	Vashon	DMR	Murrey's	Vashon	DMR			
31000 Hauling Revenue - Roll Off Permanent																
31002 Hauling Revenue - Roll Off Rental																
31004 Hauling Revenue - Roll Off Recycling																
31005 Hauling Revenue - Roll Off Disposal Chg																
31009 Hauling Revenue - Roll Off Intercompany																
31010 Hauling Revenue - Roll Off Extras																
31020 Hauling Revenue - Roll Off Special Waste																
32000 Hauling Revenue - Residential MSW																
32100 Hauling Revenue - Residential Recycling																
32102 Hauling Revenue - Residential Recycling																
32110 Hauling Revenue - Residential Composting																
32001 Hauling Revenue - Residential MSW Extras																
33000 Hauling Revenue - Commercial FEL																
33030 Hauling Revenue - Commercial Recycling R																
MF Garbage																
MF Recycle																
Medical Waste																
33002 Hauling Revenue - Commercial FEL Adjustm																
33011 Hauling Revenue - Commercial REL Extras																
33020 Hauling Revenue - Commercial Recycling F																
35510 Proceeds - OCC																
35511 Proceeds - ONP																
35514 Proceeds - Dirty Aluminum																
35515 Proceeds - Glass																
35518 Proceeds - Commingled																
35520 Support - OCC																
35524 Support - Dirty Aluminum																
38000 Service Charge																
38001 P-Card Rebate																
Total																
Expenses:																
57125 Building Supplies																
57147 Repair-Shop, Bldg																
70147 Bldg & Property Maint																
41200 Building & Repair																
52010 Salaries																
52020 Wages-Regular																
52025 Wages-OT																
52035 Safety Bonus																
52036 Other Bonus																
52065 Vacation Pay																
52070 Sick Pay																
41310 Wages Mechanics																
55020 Wages Regular																
55025 Wages-OT																
55035 Safety Bonus																
55036 Other Bonus/Commission - Non-Safety																
55045 Contract Labor																
55065 Vacation Pay																
55070 Sick Pay																
55086 Safety and Training																
41311 Wages Container Mechanics																
52120 Parts & Materials																
52125 Operating Supplies																
52135 Equipment & Maint Rep																
55120 Parts & Materials																
55125 Operatine Supplies																
41320 Parts & Materials																
52147 Outside Repair																
55147 Outside Repair																
41330 Outside Repair																
59400 Damage Paid by District																
41340 Accident Repair																
52140 Tires & Tubes																
41600 Tires																
52045 Contract Labor																
52086 Safety & Training																
52090 Uniforms																
52148 Allocated Exp In - District																
52149 Allocated Exp In Out - District																
52175 Equipment/Vehicle Rental																
52181 Freight																
52182 Towing																
52335 Miscellaneous																
55181 Freight																
57254 Drive Cam Fees																
41800 Other Maint																
50010 Salaries-Supervisor																
56010 Salaries-Supervisor																
56025 Wages O.T.																
56035 Safety Bonuses																
56036 Other Bonus																
56045 Contract Labor																
56065 Vacation Pay																
56070 Sick Pay																
42100 Wages-Supervisor																
50020 Wages Regular																
50025 Wages OT																
50035 Safety Bonus																
50036 Other Bonus																
50065 Vacation Pay																
50070 Sick Pay																
42300 Total Driver Wages																
50045 Contract Labor																
42315 Contract Labor																
52142 Fuel Expense																
52144 Urea Additive																
52146 Oil and Grease																
55142 Fuel Expense																
55146 Oil and Grease																
56142 Fuel Expense																
42400 Total Fuel and Oil																
41121 Brokerage Cost																
41129 Brokerage Cost IC																
43099 Pass Through Expenses Intercompany																
44161 Cost of Materials - OCC																

New Account

Revenue:

Proforma Total				Total	Final			Check				
Murrey's	Vashon	DMR	Consolidated	Allocator	Murrey's	Vashon	DMR	Murrey's Allocator	Murrey's Regulated	Murrey's Non-Regulated	Vashon Regulated	DMR Non-Regulated

31000	Hauling Revenue - Roll Off Permanent
31002	Hauling Revenue - Roll Off Rental
31004	Hauling Revenue - Roll Off Recycling
31005	Hauling Revenue - Roll Off Disposal Chg
31009	Hauling Revenue - Roll Off Intercompany
31010	Hauling Revenue - Roll Off Extras
31020	Hauling Revenue - Roll Off Special Waste
32000	Hauling Revenue - Residential MSW
32100	Hauling Revenue - Residential Recycling
32102	Hauling Revenue - Residential Recycling
32110	Hauling Revenue - Residential Composting
32001	Hauling Revenue - Residential MSW Extras
33000	Hauling Revenue - Commercial FEL
33030	Hauling Revenue - Commercial Recycling R
	MF Garbage
	MF Recycle
	Medical Waste
33002	Hauling Revenue - Commercial FEL Adjustm
33011	Hauling Revenue - Commercial REL Extras
33020	Hauling Revenue - Commercial Recycling F
35510	Proceeds - OCC
35511	Proceeds - ONP
35514	Proceeds - Dirty Aluminum
35515	Proceeds - Glass
35518	Proceeds - Commingled
35520	Support - OCC
35524	Support - Dirty Aluminum
38000	Service Charge
38001	P-Card Rebate
Total	
Expenses:	
57125	Building Supplies
57147	Repair-Shop, Bldg
70147	Bldg & Property Maint
41200 Building & Repair	
52010	Salaries
52020	Wages-Regular
52025	Wages-OT
52035	Safety Bonus
52036	Other Bonus
52065	Vacation Pay
52070	Sick Pay
41310 Wages Mechanics	
55020	Wages Regular
55025	Wages-OT
55035	Safety Bonus
55036	Other Bonus/Commission - Non-Safety
55045	Contract Labor
55065	Vacation Pay
55070	Sick Pay
55086	Safety and Training
41311 Wages Container Mechanics	
52120	Parts & Materials
52125	Operating Supplies
52135	Equipment & Maint Rep
55120	Parts & Materials
55125	Operative Supplies
41320 Parts & Materials	
52147	Outside Repair
55147	Outside Repair
41330 Outside Repair	
59400	Damage Paid by District
41340 Accident Repair	
52140	Tires & Tubes
41600 Tires	
52045	Contract Labor
52086	Safety & Training
52090	Uniforms
52148	Allocated Exp In - District
52149	Allocated Exp In Out - District
52175	Equipment/Vehicle Rental
52181	Freight
52182	Towing
52335	Miscellaneous
55181	Freight
57254	Drive Cam Fees
41800 Other Maint	
50010	Salaries-Supervisor
56010	Salaries-Supervisor
56025	Wages O.T.
56035	Safety Bonuses
56036	Other Bonus
56045	Contract Labor
56065	Vacation Pay
56070	Sick Pay
42100 Wages-Supervisor	
50020	Wages Regular
50025	Wages OT
50035	Safety Bonus
50036	Other Bonus
50065	Vacation Pay
50070	Sick Pay
42300 Total Driver Wages	
50045	Contract Labor
42315 Contract Labor	
52142	Fuel Expense
52144	Urea Additive
52146	Oil and Grease
55142	Fuel Expense
55146	Oil and Grease
56142	Fuel Expense
42400 Total Fuel and Oil	
41121	Brokerage Cost
41129	Brokerage Cost IC
43099	Pass Through Expenses Intercompany
44161	Cost of Materials - OCC

Revenue:	2111 IS	2132 IS	2140 IS	Total Consolidated	Restation Adjustments			Adjusted Total Murrey's	Vashon	DMR	Proforma Adjustments			
	Murrey's	Vashon	DMR		Murrey's	Vashon	DMR				Murrey's	Vashon	DMR	
44164 Cost of Materials - Aluminum														
47003 Cost of Resale Materials														
50086 Safety & Training														
50087 Drug Screening														
50090 Uniforms														
50335 Miscellaneous														
50349 Allocated Exp In Out - District														
52087 Drug Screening														
52185 Travel														
55090 Uniforms														
55135 Equipment and Maint Repair														
55143 Medical Waste Supplies														
55149 Allocated Exp In Out - District														
56086 Safety & Training														
56090 Drug Screening														
56201 Meals & Entertainment														
57135 Equip Maintenance and Repair														
57175 Equipment Vehicle Rental														
57255 Other Prof Fees - Parking Lot Cleaning														
57321 Engineering Fees														
57324 Penalties														
57335 Miscellaneous														
57353 Monitoring and Maint														
60165 Communications														
60195 Dues and Subscriptions														
60196 Club Dues														
60204 Gifts to Customers														
60255 Other Prof Fees														
70190 Registration Fees														
70324 Penalties and Violations														
42800 Other Collection Exp														
40101 Disposal Landfill, Pass Thru Pass-Through														
40109 Disposal Landfill Intercompany														
40121 Disposal Incineration														
40122 Other Disposal														
43600 Dump Fee and Charges														
40861 Processing Fees MRF														
40869 Processing Fees MRF Intercompany														
43800 Processing Fee														
60010 Salaries														
60030 Bonuses and Commissions														
60095 Engrl & Commun Activ														
60185 Postage														
60205 Travel - Auto														
60206 Meals														
60207 Meals with Customers														
60210 Office Supplies and Equip														
44000 Sales														
43002 UTC Fee														
44300 WUTC Fee														
60201 Entertainment														
60225 Advertising & Promotion														
70225 Advertising														
44500 Advertising Exp														
59273 Property and Liability Insurance														
59340 Self Insurance Premium														
59341 A&L - Current Year Claims														
59342 Prior Year Claims														
59401 Insurance claim repairs														
45300 Public Liability														
59343 WC Current Year Claims														
59344 WC Prior Year Claims														
59500 WC Premium														
57370 Bond Exp-WC														
45400 Workmen's Comp														
70010 Salaries														
70020 Wages Regular														
70025 Wages OT														
70035 Safety Bonuses														
70036 Bonuses														
70045 Contract Labor														
70065 Vacation														
70070 Sick Leave														
46130 Salaries-Office														
70149 Corp OH Allocation														
46100 Management Fee														
52200 Office Supplies														
56105 Employee Relocation														
56210 Office Supply and Equip														
Customer Notifications														
57165 Communications														
57185 Postage														
57345 Security Services														
70185 Postage														
70210 Office Supplies														
70214 Credit Card Fees														
70215 Bank Charges														
70245 Payroll Processing Fee														
70300 Data Processing														
70301 Computer Software														
70302 Computer Supplies														
70320 Credit and Collection														
70338 Coffee Bar														
70345 Security Services														
91002 NSF Fees														
46200 Office & Other Exp														
70235 Legal														
46300 Legal & Accounting														
52150 Utilities														
57150 Utilities														
70150 Utilities														
46400 Utilities														
52165 Communication														
56165 Communication														
70165 Communication														
70167 Cell Phone														
46410 Communication														
50060 Group Insurance														
52060 Group Insurance														

Revenue:	Proforma Total				Total Allocator	Final			Check	Murrey's Allocator	Murrey's Regulated	Murrey's Non-Regulated	Vashon Regulated	DMR Non-Regulated
	Murrey's	Vashon	DMR	Consolidated		Murrey's	Vashon	DMR						
44164 Cost of Materials - Aluminum														
47003 Cost of Resale Materials														
50086 Safety & Training														
50087 Drug Screening														
50090 Uniforms														
50335 Miscellaneous														
50149 Allocated Exp In Out - District														
52087 Drug Screening														
52185 Travel														
55090 Uniforms														
55135 Equipment and Maint Repair														
55143 Medical Waste Supplies														
55149 Allocated Exp In Out - District														
56086 Safety & Training														
56090 Drug Screening														
56201 Meals & Entertainment														
57135 Equip Maintenance and Repair														
57175 Equipment Vehicle Rental														
57255 Other Prof Fees - Parking Lot Cleaning														
57321 Engineering Fees														
57324 Penalties														
57335 Miscellaneous														
57353 Monitoring and Maint														
60165 Communications														
60195 Dues and Subscriptions														
60196 Club Dues														
60204 Gifts to Customers														
60255 Other Prof Fees														
70190 Registration Fees														
70324 Penalties and Violations														
42800 Other Collection Exp														
40101 Disposal Landfill, Pass Thru Pass-Through														
40109 Disposal Landfill Intercompany														
40121 Disposal Incineration														
40122 Other Disposal														
43600 Dump Fee and Charges														
40861 Processing Fees MRF														
40869 Processing Fees MRF Intercompany														
43800 Processing Fee														
60010 Salaries														
60030 Bonuses and Commissions														
60095 Engrl & Commun Activ														
60185 Postage														
60205 Travel - Auto														
60206 Meals														
60207 Meals with Customers														
60210 Office Supplies and Equip														
44000 Sales														
43002 UTC Fee														
44300 WUTC Fee														
60201 Entertainment														
60225 Advertising & Promotion														
70225 Advertising														
44500 Advertising Exp														
59271 Property and Liability Insurance														
59340 Self Insurance Premium														
59341 A&L - Current Year Claims														
59342 Prior Year Claims														
59401 Insurance claim repairs														
45300 Public Liability														
59343 WC Current Year Claims														
59344 WC Prior Year Claims														
59500 WC Premium														
57370 Bond Exp-WC														
45400 Workmen's Comp														
70010 Salaries														
70020 Wages Regular														
70025 Wages OT														
70035 Safety Bonuses														
70036 Bonuses														
70045 Contract Labor														
70065 Vacation														
70070 Sick Leave														
46130 Salaries-Office														
70149 Corp OH Allocation														
46100 Management Fee														
52200 Office Supplies														
56105 Employee Relocation														
56210 Office Supply and Equip Customer Notifications														
57165 Communications														
57185 Postage														
57345 Security Services														
70185 Postage														
70210 Office Supplies														
70214 Credit Card Fees														
70215 Bank Charges														
70245 Payroll Processing Fee														
70300 Data Processing														
70301 Computer Software														
70302 Computer Supplies														
70320 Credit and Collection														
70338 Coffee Bar														
70345 Security Services														
91002 NSF Fees														
46200 Office & Other Exp														
70235 Legal														
46300 Legal & Accounting														
52150 Utilities														
57150 Utilities														
70150 Utilities														
46400 Utilities														
52165 Communication														
56165 Communication														
70165 Communication														
70167 Cell Phone														
46410 Communication														
50060 Group Insurance														
52060 Group Insurance														

	2111 IS	2132 IS	2140 IS	Total	Restation Adjustments			Adjusted Total	Proforma Adjustments			
	Murrey's	Vashon	DMR		Murrey's	Vashon	DMR		Murrey's	Vashon	DMR	
Revenue:												
55060 Group Insurance												
56060 Group Insurance												
60060 Group Insurance												
70060 Group Insurance												
46500 Employee Welfare												
50115 Pension												
52115 Pension												
55115 Pension												
56115 Pension												
60116 Pension												
70116 Pension												
46510 Pension												
70310 Bad Debt Provision												
46700 Bad Debts												
70086 Safety & Training												
70090 WCN Training												
70095 Employee Comm Activity												
70105 Employee Relocation												
70110 Contributions												
70112 Political Contribution												
70148 Alloc Exp In Distr												
70175 Equipment Rental												
70195 Dues & Subscriptions												
70200 Travel												
70201 Entertainment												
70202 Excursion Meetings												
70203 Lodging												
70205 Travel Auto												
70206 Meals												
70216 Outside Storage												
70220 Sponsorships												
70230 External Recruiter Fees												
70231 Recruitment Advertising & Expenses												
70232 Recruitment Travel Expenses												
70240 Accounting Professional Fees												
70255 Other Professional Fees												
70303 Software License Fees												
70330 Equipment/Truck Rodeo												
70335 Miscellaneous												
46900 Other General Expenses												
51260 Depreciation Trks												
54260 Depreciation Cont, DB												
57260 Depreciation Buildings, Transfer Station, Shop, Yard												
70260 Depreciation Office Equipment												
91010 Gain/Loss on Sale of Asset												
91015 Gain/Loss from Real Estate Lease												
50000 Total												
41201 Rebate & Rev Sharing												
52000 Operating Tax & Lic												
43001 Taxes & Pass Thru Fees												
43001.1 Specific taxes and pass thru fees												
52030 State Excise Tax												
51295 Licenses												
57357 Permits												
70357 Permits												
52200 Vehicle Licenses												
52275 Property Tax												
54275 Property Tax												
57275 Property Tax												
70275 Property Tax												
52300 Property Tax												
50050 Payroll Taxes												
52050 Payroll Taxes												
55050 Payroll Taxes												
56050 Payroll Taxes												
60050 Payroll Taxes												
70050 Payroll Taxes												
52400 Payroll Taxes												
57280 Other Taxes												
Other Taxes												
52900 Capitalized Costs												
52901 Costs Awaiting Capitalization												
Capitalized Costs												
52170 Real Estate Rental - Public Recyl Yard												
57170 Real Estate Rental												
57171 Variable Qualifying Lease Expense												
57176 Short Term Equip/Vehicle/Bldg Rental												
57148 Allocated In - District												
53200 Rent-Land, Structures												
70264 Amortization												
Total Expense												
Net Income (Loss)												
Profit Margin												
Average Investment												
												Check

	Proforma Total				Total	Final		Check	Murrey's	Murrey's	Murrey's	Vashon	DMR
	Murrey's	Vashon	DMR	Consolidated	Allocator	Murrey's	Vashon		DMR	Allocator	Regulated	Non-Regulated	Regulated
Revenue:													
55060 Group Insurance													
56060 Group Insurance													
60060 Group Insurance													
70060 Group Insurance													
46500 Employee Welfare													
50115 Pension													
52115 Pension													
55115 Pension													
56115 Pension													
60116 Pension													
70116 Pension													
46510 Pension													
70310 Bad Debt Provision													
46700 Bad Debts													
70086 Safety & Training													
70090 WCN Training													
70095 Employee Comm Activity													
70105 Employee Relocation													
70110 Contributions													
70112 Political Contribution													
70148 Alloc Exp In Distr													
70175 Equipment Rental													
70195 Dues & Subscriptions													
70200 Travel													
70201 Entertainment													
70202 Excursion Meetings													
70203 Lodging													
70205 Travel Auto													
70206 Meals													
70216 Outside Storage													
70220 Sponsorships													
70230 External Recruiter Fees													
70231 Recruitment Advertising & Expenses													
70232 Recruitment Travel Expenses													
70240 Accounting Professional Fees													
70255 Other Professional Fees													
70303 Software License Fees													
70330 Equipment/Truck Rodeo													
70335 Miscellaneous													
46900 Other General Expenses													
51260 Depreciation Trks													
54260 Depreciation Cont, DB													
57260 Depreciation Buildings, Transfer Station, Shop, Yard													
70260 Depreciation Office Equipment													
91010 Gain/Loss on Sale of Asset													
91015 Gain/Loss from Real Estate Lease													
50000 Total													
41201 Rebate & Rev Sharing													
52000 Operating Tax & Lic													
43001 Taxes & Pass Thru Fees													
43001.1 Specific taxes and pass thru fees													
52030 State Excise Tax													
51295 Licenses													
57357 Permits													
70357 Permits													
52200 Vehicle Licenses													
52275 Property Tax													
54275 Property Tax													
57275 Property Tax													
70275 Property Tax													
52300 Property Tax													
50050 Payroll Taxes													
52050 Payroll Taxes													
55050 Payroll Taxes													
56050 Payroll Taxes													
60050 Payroll Taxes													
70050 Payroll Taxes													
52400 Payroll Taxes													
57280 Other Taxes													
Other Taxes													
52900 Capitalized Costs													
52901 Costs Awaiting Capitalization													
Capitalized Costs													
52170 Real Estate Rental - Public Recyl Yard													
57170 Real Estate Rental													
57171 Variable Qualifying Lease Expense													
57176 Short Term Equip/Vehicle/Bldg Rental													
57148 Allocated In - District													
53200 Rent-Land, Structures													
70264 Amortization													
Total Expense													
Net Income (Loss)													
Profit Margin													
Average Investment													
Check													

Murrey's Disposal Company, Inc.

Regulated Income Statement by Line of Business

June 1, 2021 - May 31, 2022

Allocators Abbreviations Medical Waste MSW Recycle Yard Waste

Revenue:

- 31000 Hauling Revenue - Roll Off Permanent
- 31002 Hauling Revenue - Roll Off Rental
- 31004 Hauling Revenue - Roll Off Recycling
- 31005 Hauling Revenue - Roll Off Disposal Chg
- 31009 Hauling Revenue - Roll Off Intercompany
- 31010 Hauling Revenue - Roll Off Extras
- 31020 Hauling Revenue - Roll Off Special Waste
- 32000 Hauling Revenue - Residential MSW
- 32100 Hauling Revenue - Residential Recycling
- 32102 Hauling Revenue - Residential Recycling
- 32110 Hauling Revenue - Residential Composting
- 32001 Hauling Revenue - Residential MSW Extras
- 33000 Hauling Revenue - Commercial FEL
- 33030 Hauling Revenue - Commercial Recycling R
 - MF Garbage
 - MF Recycle
 - Medical Waste
- 33002 Hauling Revenue - Commercial FEL Adjustm
- 33011 Hauling Revenue - Commercial REL Extras
- 33020 Hauling Revenue - Commercial Recycling F
- 35510 Proceeds - OCC
- 35511 Proceeds - ONP
- 35514 Proceeds - Dirty Aluminum
- 35515 Proceeds - Glass
- 35518 Proceeds - Commingled
- 35520 Support - OCC
- 35524 Support - Dirty Aluminum
- 38000 Service Charge
- 38001 P-Card Rebate

Total

Expenses:

- 57125 Building Supplies
- 57147 Repair-Shop, Bldg
- 70147 Bldg & Property Maint

41200 Building & Repair

- 52010 Salaries
- 52020 Wages-Regular
- 52025 Wages-OT
- 52035 Safety Bonus
- 52036 Other Bonus
- 52065 Vacation Pay
- 52070 Sick Pay

41310 Wages Mechanics

- 55020 Wages Regular
- 55025 Wages-OT
- 55035 Safety Bonus
- 55036 Other Bonus/Commission - Non-Safety
- 55045 Contract Labor
- 55065 Vacation Pay
- 55070 Sick Pay
- 55086 Safety and Training

41311 Wages Container Mechanics


- 52120 Parts & Materials
- 52125 Operating Supplies
- 52135 Equipment & Maint Rep
- 55120 Parts & Materials
- 55125 Operating Supplies

41320 Parts & Materials


- 52147 Outside Repair
- 55147 Outside Repair

41330 Outside Repair

- 59400 Damage Paid by District



41340 Accident Repair
52140 Tires & Tubes
41600 Tires
52045 Contract Labor
52086 Safety & Training
52090 Uniforms
52148 Allocated Exp In - District
52149 Allocated Exp In Out - District
52175 Rental (copier)
52181 Freight
52182 Towing
52335 Miscellaneous
55181 Freight
57254 Drive Cam Fees
41800 Other Maint
50010 Salaries-Supervisor
56010 Salaries-Supervisor
56025 Wages O.T.
56035 Safety Bonuses
56036 Other Bonus
56045 Contract Labor
56065 Vacation Pay
56070 Sick Pay
42100 Wages-Supervisor
50020 Wages Regular
50025 Wages OT
50035 Safety Bonus
50036 Other Bonus
50065 Vacation Pay
50070 Sick Pay
42300 Total Driver Wages
50045 Contract Labor
42315 Contract Labor
52142 Fuel Expense
52144 Urea Additive
52146 Oil and Grease
55142 Fuel Expense
55146 Oil and Grease
56142 Fuel Expense
42400 Total Fuel and Oil
41121 Brokerage Cost
41129 Brokerage Cost IC
43099 Pass Through Expenses Intercompany
44161 Cost of Materials - OCC
44164 Cost of Materials - Aluminum
47003 Cost of Resale Materials
50086 Safety & Training
50087 Drug Screening
50090 Uniforms
50335 Miscellaneous
50149 Allocated Exp In Out - District
52087 Drug Screening
52185 Travel
55090 Uniforms
55135 Equipment and Maint Repair
55143 Medical Waste Supplies
55149 Allocated Exp In Out - District
56086 Safety & Training
56090 Drug Screening
56201 Meals & Entertainment
57135 Equip Maintenance and Repair
57175 Equipment Vehicle Rental
57255 Other Prof Fees
57257 Engineering Fees
57324 Penalties
57335 Miscellaneous
57353 Monitoring and Maint
60165 Communications
60195 Dues and Subscriptions
60196 Club Dues
60204 Gifts to Customers
60255 Other Prof Fees
70190 Registration Fees
70324 Penalties and Violations
42800 Other Collection Exp
40101 Disposal Landfill, Pass Thru



Pass-Through
 40109 Disposal Landfill Intercompany
 40121 Disposal Incineration
 40122 Other Disposal

43600 Dump Fee and Charges

40861 Processing Fees MRF
 40869 Processing Fees MRF Intercompany

43800 Processing Fee

60010 Salaries
 60030 Bonuses and Commissions
 60095 Empl & Commun Activ
 60185 Postage
 60205 Travel - Auto
 60206 Meals
 60207 Meals with Customers
 60210 Office Supplies and Equip

44000 Sales

43002 UTC Fee

44300 WUTC Fee

60201 Entertainment
 60225 Advertising & Promotion
 70225 Advertising

44500 Advertising Exp

59271 Property and Liability Insurance
 59340 Self Insurance Premium
 59341 A&L - Current Year Claims
 59342 Prior Year Claims
 59401 Insurance claim repairs

45300 Public Liability

59343 WC Current Year Claims
 59344 WC Prior Year Claims
 59500 WC Premium
 57370 Bond Exp-WC

45400 Workmen's Comp

70010 Salaries
 70020 Wages Regular
 70025 Wages OT
 70035 Safety Bonuses
 70036 Bonuses
 70045 Contract Labor
 70065 Vacation
 70070 Sick Leave

46130 Salaries-Office

70149 Corp OH Allocation

46100 Management Fee

52200 Office Supplies
 56105 Employee Relocation
 56210 Office Supply and Equip
 Customer Notifications
 57165 Communications
 57185 Postage
 57345 Security Services
 70185 Postage
 70210 Office Supplies
 70214 Credit Card Fees
 70215 Bank Charges
 70245 Payroll Processing Fee
 70300 Data Processing
 70301 Computer Software
 70302 Computer Supplies
 70320 Credit and Collection
 70336 Coffee Bar
 70345 Security Services
 91002 NSF Fees

46200 Office & Other Exp

70235 Legal

46300 Legal & Accounting

52150 Utilities
 57150 Utilities

70150 Utilities

46400 Utilities

52165 Communication
 56165 Communication
 70165 Communication
 70167 Cell Phone

46410 Communication

50060 Group Insurance
 52060 Group Insurance
 55060 Group Insurance
 56060 Group Insurance
 60060 Group Insurance
 70060 Group Insurance

46500 Employee Welfare

50115 Pension
 52115 Pension
 55115 Pension
 56115 Pension
 60116 Pension
 70116 Pension

46510 Pension

70310 Bad Debt Provision

46700 Bad Debts

70086 Safety & Taining
 70090 WCN Training
 70095 Employee Comm Activity
 70105 Employee Relocation
 70110 Contributions
 70112 Political Contribution
 70148 Alloc Exp In Distr
 70175 Equipment Rental
 70195 Dues & Subscriptions
 70200 Travel
 70201 Entertainment
 70202 Excursion Meetings
 70203 Lodging
 70205 Travel Auto
 70206 Meals
 70216 Outside Storage
 70220 Sponsorships
 70230 External Recruiter Fees
 70231 Recruitment Advertising & Expenses
 70232 Recruitment Travel Expenses
 70240 Accounting Professional Fees
 70255 Other Professional Fees
 70303 Software License Fees
 70330 Equipment/Truck Rodeo
 70335 Miscellaneous

46900 Other General Expenses

51260 Depreciation Trks
 54260 Depreciation Cont, DB
 57260 Depreciation Buildings, Transfer Station, Shop, Yard
 70260 Depreciation Office Equipment
 91010 Gain/Loss on Sale of Asset
 91015 Gain/Loss from Real Estate Lease

50000 Total

41201 Rebate & Rev Sharing

52000 Operating Tax & Lic

43001 Taxes & Pass Thru Fees
 43001.1 Specific taxes and pass thru fees

52030 State Excise Tax

51295 Licenses
 57357 Permits
 70357 Permits

52200 Vehicle Licenses

52275 Property Tax
 54275 Property Tax
 57275 Property Tax
 70275 Property Tax

52300 Property Tax

50050 Payroll Taxes
52050 Payroll Taxes
55050 Payroll Taxes
56050 Payroll Taxes
60050 Payroll Taxes
70050 Payroll Taxes

52400 Payroll Taxes

57280 Other Taxes

Other Taxes

52900 Capitalized Costs
52901 Costs Awaiting Capitalization

Capitalized Costs

52170 Real Estate Rental - Public Recyl Yard
57170 Real Estate Rental
57171 Variable Qualifying Lease Expense
57176 Short Term Equip/Vehicle/Bldg Rental
57148 Allocated In - District

53200 Rent-Land, Structures


70264 Amortization

Total Expenses

Net Income

Profit Margin

Average Investment



Murrey's Med Waste Revenue by Quantity
Effective April 1, 2023

\$ 136,829.53

June 1, 2021 - May 31, 2022			
Quantity (Gallons)	Amount	Sum of Units	Sum of Subtotal
500+	\$ 0.89	3,185	\$ 2,834.65
401-500	\$ 0.95	455	\$ 432.25
351-400	\$ 1.01	745	\$ 752.45
301-350	\$ 1.10	-	\$ -
251-300	\$ 1.18	1,395	\$ 1,646.10
201-250	\$ 1.27	2,000	\$ 2,540.00
151-200	\$ 1.40	1,250	\$ 1,750.00
101-150	\$ 1.67	5,640	\$ 9,418.80
51-100	\$ 2.08	20,345	\$ 42,317.60
0-50	\$ 2.36	31,838	\$ 75,137.68
Trip Charge	\$ 15.00	103	\$ 1,545.00
Minimum Charge	\$ 15.00	1,776	\$ 26,640.00
Delivery	\$ 15.00	5	\$ 75.00

66,853 \$ 165,089.53

Per GL \$ 165,590.43

Plug to Tie

19.22% 0.50% 19.72% \$ 194,251.11 *See below*

Proposed - Effective 9-1-2019						
Quantity (Gallons)	Current Rate	Proposed Increase	New Rate	Sum of Units	Sum of Subtotal	
500+	\$ 0.89	\$ 0.18	\$ 1.07	3,185	\$ 3,393.64	
401-500	\$ 0.95	\$ 0.19	\$ 1.14	455	\$ 517.49	
351-400	\$ 1.01	\$ 0.20	\$ 1.21	745	\$ 900.83	
301-350	\$ 1.10	\$ 0.22	\$ 1.32	-	\$ -	
251-300	\$ 1.18	\$ 0.23	\$ 1.41	1,395	\$ 1,970.71	
201-250	\$ 1.27	\$ 0.25	\$ 1.52	2,000	\$ 3,040.88	
151-200	\$ 1.40	\$ 0.28	\$ 1.68	1,250	\$ 2,095.10	
101-150	\$ 1.67	\$ 0.33	\$ 2.00	5,640	\$ 11,276.16	
51-100	\$ 2.08	\$ 0.41	\$ 2.49	20,345	\$ 50,662.52	
0-50	\$ 2.36	\$ 0.47	\$ 2.83	31,838	\$ 89,954.63	
Trip Charge	\$ 15.00	\$ 2.96	\$ 17.96	103	\$ 1,849.67	
Minimum Charge	\$ 15.00	\$ 2.96	\$ 17.96	1,776	\$ 31,893.34	
Delivery	\$ 15.00	\$ 2.96	\$ 17.96	5	\$ 89.79	

\$ 197,644.74

Increase	\$	32,555.21
LG Model Increase		31,911.11
	\$	644.10

TEXT IN RED BOX CONFIDENTIAL PER WAC 480-07-160



Journal Entry Query Tool

v.4.6

NOTE: Ctrl+Shift+J to pull data

TEXT IN RED BOX CONFIDENTIAL PER WAC 480-07-160

Date Range:
 From: 2021-06
 To: 2022-05

Other Criteria
 Districts: closediv tacamah
 Accts: 330..33030
 System:
 Subsystem:
 Vendor Code:
 Amount From:
 Amount To:
 Posting: All


Total of Entries: 0.00
 Num of Entries Shown: 2,974

*pstd: P = Posted, U = Unposted, S = Staged, C:0 = I/C Unposted, -1 = Hanging out there.
 *records limit: 10000

Full Account	Date	Amount USD	Amount CAD	Nat Currency	Journal Contr	Psted*	Journal Desc	User	R/Type	Vendor Code	One Time Vei	Further Descr	Date Doc	Doc Desc	Doc Ctrl Num
[Redacted Content]															

TEXT IN RED BOX CONFIDENTIAL PER WAC 480-07-160

Month	Workdays	Lbs/WD	Volume (lb)	Rate	Volume (lb)	Rate	Minimum Charg	Utility Tax 16.55%	Utility Tax 6%	WA Solida Waste Tax 4.22%	WA Solida Waste Tax 3.6%	B&O Tax RMW 1.5%	Surcharge	Invoice Total
-------	----------	--------	----------------	------	----------------	------	------------------	-----------------------	-------------------	---------------------------------	--------------------------------	------------------------	-----------	---------------



Journal Entry Query Tool
v.4.6

NOTE: Ctrl+Shift+J to pull data

TEXT IN RED BOX CONFIDENTIAL PER WAC 480-07-160

Date Range:	
From:	2021-06
To:	2022-06

Other Criteria	
Districts:	2111
Accts:	40121
System:	
Subsystem:	
Vendor Code:	
Amount From:	
Amount To:	
Posting:	All

Total of Entries: 28,898.85 0.00 *psld: P = Posted, U = Unposted, S = Staged, C:0 = I/C Unposted, -1 = Hanging out there.
 Num of Entries Shown: 42 42 *records limit: 10000

Full Account	Date	Amount USD	Amount CAD	Nat Currency	Journal Control Num	Pstcd*	Journal Description	User	R/Type	Vendor Code	One Time Vendor	Further Description	Date Doc	Doc Desc	Doc Ctrl Num

Murrey's Disposal Company, Inc.
 Allocators for Regulated, Non-Regulated and by Line of Business
 Test Year Ended May 31, 2022

Link within this workbook

Line of Business	Murrey's	Vashon	DMR	Total	Murrey's Reg	Murrey's Non-Reg	Total
Customer Counts							
Number of Customers							
Resi MSW Serviced Customers							
Commercial MSW Serviced Customers							
Multi Family MSW Serviced Customers							
Resi Recycle Serviced Customers							
Multi Family Recycling Serviced Customers							
Commercial Recycling Serviced Customers							
YW Serviced Customers							
Roll off Serviced Customers							
Roll off Recycling Serviced Customers							
Med Waste							
Long Haul							
Total Customer Count							
Less City Billed Customers							
Customers Billed							
Allocation of Customers							
Resi MSW Serviced Customers							
Commercial MSW Serviced Customers							
Multi Family MSW Serviced Customers							
Resi Recycle Serviced Customers							
Multi Family Recycling Serviced Customers							
Commercial Recycling Serviced Customers							
YW Serviced Customers							
Roll off Serviced Customers							
Roll off Recycling Serviced Customers							
Med Waste							
Long Haul							
Serviced %							
Billed %							
Recycling Customers							
Regulated Billed Customers							
Murrey's/DMR							
Regulated Line of Service Allocation							
Resi MSW Serviced Customers							
Commercial MSW Serviced Customers							
Multi Family MSW Serviced Customers							
Resi Recycle Serviced Customers							
Multi Family Recycling Serviced Customers							

Murrey's Disposal Company, Inc.
 Allocators for Regulated, Non-Regulated and by Line of Business
 Test Year Ended May 31, 2022

Link within this workbook

Line of Business	Murrey's	Vashon	DMR	Total	Murrey's Reg	Murrey's Non-Reg	Total
Commercial Recycling Serviced Customers							
YW Serviced Customers							
Roll off Serviced Customers							
Roll off Recycling Serviced Customers							
Med Waste							
Grand Total							
Driver Hours							
Driver Hours							
Residential MSW							
Commercial MSW							
Residential/MF Recycle							
Yard Waste							
Commercial Recycle							
RO Recycling							
LH							
Roll off							
Med Waste							
Container Delivery							
Dispatch							
Transfer Station Yard							
Driver Hour Percentages by Bill Area							
Residential MSW							
Commercial MSW							
Residential/MF Recycle							
Yard Waste							
Commercial Recycle							
RO Recycling							
LH							
Roll off							
Med Waste							
Container Delivery							
Dispatch							
Transfer Station Yard							
Total							
Total Roll Off Hours							
Recycling Hours							
Total Route Hours (except RO)							
Total MSW Packer Hours							
Total Route Hours (except LH)							
DM/Murrey's							
Recycling & YW Hours							

Murrey's Disposal Company, Inc.
 Allocators for Regulated, Non-Regulated and by Line of Business
 Test Year Ended May 31, 2022

Link within this workbook

Line of Business	Murrey's	Vashon	DMR	Total	Murrey's Reg	Murrey's Non-Reg	Total
Driver Hour Percentages by Line of Service							
Residential MSW							
Commercial MSW							
Residential/MF Recycle							
Yard Waste							
Commercial Recycle							
RO Recycling							
YW Customers							
Roll off							
Med Waste							
Container Delivery							
Dispatch							
Transfer Station Yard							
Total							
MSW							
Recycling							
Yard Waste							
Med Waste							
Container Depreciation							
Company Provided Containers By Bill Area							
Residential MSW							
Recycling Carts							
Recycling Bins							
Roll-Off							
Roll-Off Recycle							
Commercial - Carts							
Commercial - Containers							
Commercial Recycling - Carts							
Commercial Recycling - Containers							
Multi-Family Recycling - Carts							
Multi-Family Recycling - Containers							
Multi-Family MSW - Carts							
Multi-Family MSW - Containers							
Yard Waste							
Med Waste							
Allocation of Container Depreciation							
Residential MSW							

Murrey's Disposal Company, Inc.
 Allocators for Regulated, Non-Regulated and by Line of Business
 Test Year Ended May 31, 2022

Link within this workbook

Line of Business	Murrey's	Vashon	DMR	Total	Murrey's Reg	Murrey's Non-Reg	Total
Recycling Carts							
Recycling Bins							
Roll-Off							
Roll-Off Recycle							
Commercial - Carts							
Commercial - Containers							
Commercial Recycling - Carts							
Commercial Recycling - Containers							
Multi-Family Recycling - Carts							
Multi-Family Recycling - Containers							
Multi-Family MSW - Carts							
Multi-Family MSW - Containers							
Yard Waste							
DM/Murrey's							
Total Containers							
Containers							
RO							
Garbage Containers							
Garbage Carts							
Recycling Cart							
Total Carts							
RO & Commercial Containers							
Multi-Family							
Total Carts/Containers							
Tons							
Recycling Tons							
MSW Tons							
Allocation by Area							
Recycling							
MSW							
Total Tons							

Restating Adjustment Details - 9.30.18 General Filing

RS-1

Adjust Income Statement Revenue to Detailed Billing Records

	UTC	Non-Reg Total	2111 Total	Per GL	ADJ Needed
Residential					
Garbage	20,687,946	12,662,561	33,350,507	43,640,744	(10,290,237)
Recycle	5,696,371	26,066	5,722,437	-	5,722,437
Yard Waste	2,912,517	1,722,357	4,634,874	-	4,634,874
Total Residential	29,296,834	14,410,983	43,707,817	43,640,744	67,073
Commercial					
Garbage	6,469,718	8,423,867	14,893,585	19,045,917	(4,152,332)
Commercial Recycling	-	(65)	(65)	58	(122)
MF Garbage	2,852,250	665,745	3,517,995	-	3,517,995
MF Recycle	399,339	120	399,459	-	399,459
Total Commercial	9,721,307	9,089,668	18,810,974	19,045,975	(235,000)
Roll Off					
Hauls/Rent	2,910,121	1,219,268	4,129,389	4,131,879	(2,490)
Special - Med Waste	-	-	-	-	-
Disposal	5,301,929	2,966,770	8,268,700	8,256,161	12,539
Total Roll Off	8,212,051	4,186,038	12,398,089	12,388,040	10,049
Total Med. Waste	165,590	-	165,590	-	165,590
Total Svc. Charges	38,430	51,876	90,306	69,331	20,975
Grand Total	47,434,212	27,738,565	75,172,777	75,144,089	28,688

	Vashon	Per GL	ADJ Needed
Residential			
Garbage	616,735	873,754	(257,019)
Recycle	256,925	-	256,925
Total Residential	873,660	873,754	(94)
Commercial			
Garbage	379,722	380,174	(452)
Recycle	-	-	-
Total Commercial	379,722	380,174	(452)
Roll Off			
Hauls/Rent	16,740	16,433	307
Disposal	27,603	26,057	1,546
Total Roll Off	44,343	42,490	1,853
Total Svc. Charges	1,140	1,134	6
Grand Total	1,298,865	1,297,553	1,313
	0	0	

Restate In/Out Division Vice President and Division Controller Other Compensation



Pro forma Adjustments:

3/1/2022 Dump Fee Increase:

This adjusts the disposal revenue and expense for June 2021-February 2022 to annualize the dump fee filing effective 3.1.22 (TG-220104)

		Regulated
Packer Revenue/Expense	-190,740	(124,156)
Pass-Through Revenue/Expense	-74,690	(47,549)

Customer Notification:

	Murrey's	Vashon	
Residential	92,293	2,394	
Commercial	3,452	236	
RO	386	5	
	96,131	2,636	
Per Customer	\$0.60	\$0.60	
	\$57,678	\$1,581	Total Estimated Cost
	3	3	Amortized Period
Acct: 46200	\$19,226 P-3	\$527	
Additional notice costs per invoices	\$27,370		
Staff pro forma adjustment	\$28,350		
Rate increase notices to customers			




Observation Summary							Material Allocation			Department Allocation			Reg. Ther. Department Allocation			Material Allocation			LSP Allocation									
Equipment	Cost	Usage	Step Cost	Time/Use Step	Regulation Account Step (%BBL)	Average Material Cost (%BBL)	Equipment	Average Allocation	Department	Average Allocation	Allocation	Material's Allocation	Allocation	Material's Allocation	Allocation	Allocation	Allocation	Allocation	Allocation	Allocation	Allocation	Allocation	Allocation	Allocation	Allocation	Allocation	Allocation	Allocation

[REDACTED]																											
------------	--	--	--	--	--	--	--	--	--	--	--	--	--	--	--	--	--	--	--	--	--	--	--	--	--	--	--



Murreys Disposal
Payroll Summary
June 1, 2021 - May 31, 2022

PAYROLL SUMMARY



Murreys
Payroll Schedule
June 1, 2021 - May 31, 2022

Unique formula

Note: Data below is from payroll registers. Links have been broken to the source file to maintain data integrity. Source documents are available upon

District #	EE #	Name	Job	Current Hourly Rate
[REDACTED]				

Re-Allocation of DMR G&A Hourly Wages
Restating Adjustment

Name	Employee #	LOB	Hire Date	Rate	Allocation Factor	REG	OT	REG \$	OT \$	Culture/Other Bonus	Tax	Pension	Vacation	Sick	GI Premium	GI Deduction
[Redacted Content]																


Stat Entry - Trend (source in row)

Stat Acct, Desc, or Group: 98425 (Defaults to all)
Districts / Groupings: 2111,2132 (Defaults to your districts if blank)
LOB: (Defaults to all)
Sbst:
Source: Act (Defaults to all)
Show Only Stats with Data: True
Applied Date:
12 Mths From: 2021-06 (Required. YYYY-MM Format)
 Sort by:

Stat Acct/Code	Account/Stat Name	Dist	LOB	Sbst	Last Entered	Entered By	Source	2021-06
98425	Diesel Fuel Volume	2111	000	00	6/7/2022	mdoster	Act	56,110
98425	Diesel Fuel Volume	2132	000	00	6/7/2022	mdoster	Act	1,752

End of List

Calculation of 2023 Lock Fuel Price/Gallon



Line No.	(a)	(b)	(c)	(b) + (c)	(e)	(d) + (e)
				(d)		(f)
		Historical	Revenue Change	Proforma	Add: Revenue Sensitive Taxes	Revenue Requirement
1	Operating Revenue	47,131,825	3,150,107	50,281,932	80,480	50,362,412
2	Operating Expenses	45,608,025		45,608,025	80,480	45,688,505
3	Operating Income	1,523,800		4,673,907		\$4,673,907
4						
5	Interest Expense	314,625		314,625		314,625
6	Income Tax Expense	#N/A	#N/A	915,449		915,449
7						
8	Net Income	#N/A		3,443,833		3,443,833
9						
10	Operating Ratio	96.77%		90.70%		90.72%
11						
12	Revenue Requirement					
13		Historical Revenue	47,131,825		Revenue Increase before taxes	3,150,107
14		Rate Increase	3,230,587		Rev Sensitive Taxes	80,480
15		Revenue Requirement	50,362,412		Rate Increase	3,230,587
16			Percent Increase	6.85%		
17						
18	Capital Structure Financing Investment			Financing Cost		
19	Type	Percent	Amount	Cost of Capital	Weighted	Amount
20	Equity	58.09%	13,515,944	25.48%	14.80%	3,443,833
21	Debt	41.91%	9,753,063	3.23%	1.35%	314,625
22	Total	100.00%	23,269,007		16.15%	3,758,457
23						
24						
25	Operating Statistics		Before	After		
26			Income Tax	Income Tax		
27	Return on Investment		20.09%	16.15%		
28	Return on Equity		32.25%	25.48%		
29	Operating Ratio		90.70%	90.72%		
30	Profit Margin		9.30%	9.30%		
31	Final turnover		2.16	2.16		
32	Tax Rate		21.00%	21.00%		
33						
34						
35	Revenue Sensitive Taxes Charges					
36			Rate	Taxes		
37	B & O Tax		1.750%	62,319		
38	WUTC Fee		0.510%	18,161		
39	City Tax		0.000%	-		
40	Bad Debts		0.000%	-		
41	Revenue Sensitive		2.260%	80,480		
42						
43	Conversion Factor		88.46%			

Line No.	(a)	(b)	(c)	(b) + (c)	(e)	(d) + (e)
				(d)		(f)
		Historical	Revenue Change	Proforma	Add: Revenue Sensitive Taxes	Revenue Requirement
1	Operating Revenue	37,933,313	806,853	38,740,166	20,554	38,760,721
2	Operating Expenses	35,242,355		35,242,355	20,554	35,262,910
3	Operating Income	2,690,957		3,497,811		\$3,497,811
4						
5	Interest Expense	198,626		198,626		198,626
6	Income Tax Expense	#N/A	#N/A	692,829		692,829
7						
8	Net Income	#N/A		2,606,356		2,606,356
9						
10	Operating Ratio	92.91%		90.97%		90.98%
11						
12	Revenue Requirement					
13		Historical Revenue	37,933,313		Revenue Increase before taxes	806,853
14		Rate Increase	827,408		Rev Sensitive Taxes	20,554
15		Revenue Requirement	38,760,721		Rate Increase	827,408
16			Percent Increase	2.18%		
17						
18	Capital Structure Financing Investment			Financing Cost		
19	Type	Percent	Amount	Cost of Capital	Weighted	Amount
20	Equity	58.09%	8,532,748	30.55%	17.74%	2,606,356
21	Debt	41.91%	6,157,204	3.23%	1.35%	198,626
22	Total	100.00%	14,689,952		19.09%	2,804,982
23						
24						
25	Operating Statistics		Before	After		
26			Income Tax	Income Tax		
27	Return on Investment		23.81%	19.09%		
28	Return on Equity		38.66%	30.55%		
29	Operating Ratio		90.97%	90.98%		
30	Profit Margin		9.03%	9.03%		
31	Final turnover		2.64	2.64		
32	Tax Rate		21.00%	21.00%		
33						
34						
35	Revenue Sensitive Taxes Charges					
36			Rate	Taxes		
37	B & O Tax		1.750%	15,916		
38	WUTC Fee		0.510%	4,638		
39	City Tax		0.000%	-		
40	Bad Debts		0.000%	-		
41	Revenue Sensitive		2.260%	20,554		
42						
43	Conversion Factor		88.72%			

Line No.	(a)	(b)	(b) + (c)		(e)	(d) + (e)
			Historical	Revenue Change		
1	Operating Revenue	6,113,101	1,747,142	7,860,242	44,831	7,905,073
2	Operating Expenses	7,096,305		7,096,305	44,831	7,141,136
3	Operating Income	(983,205)		763,937		\$763,937
4						
5	Interest Expense	81,254		81,254		81,254
6	Income Tax Expense	-	143,363	143,363		143,363
7						
8	Net Income	(1,064,459)		539,319		539,319
9						
10	Operating Ratio	116.08%		90.28%		90.34%
11						
12	Revenue Requirement					
13		Historical Revenue	6,113,101		Revenue Increase before taxes	1,747,142
14		Rate Increase	1,791,973		Rev Sensitive Taxes	44,831
15		Revenue Requirement	7,905,073		Rate Increase	1,791,973
16			Percent Increase	29.31%		
17						
18	Capital Structure Financing Investment			Financing Cost		
19	Type	Percent	Amount	Cost of Capital	Weighted	Amount
20	Equity	58.09%	3,490,607	15.45%	8.97%	539,319
21	Debt	41.91%	2,518,811	3.23%	1.35%	81,254
22	Total	100.00%	6,009,417		10.33%	620,574
23						
24						
25	Operating Statistics		Before	After		
26			Income Tax	Income Tax		
27	Return on Investment		12.71%	10.33%		
28	Return on Equity		19.56%	15.45%		
29	Operating Ratio		90.28%	90.34%		
30	Profit Margin		9.72%	9.72%		
31	Final turnover		1.32	1.32		
32	Tax Rate		21.00%	21.00%		
33						
34						
35	Revenue Sensitive Taxes Charges					
36			Rate	Taxes		
37	B & O Tax		1.750%	34,714		
38	WUTC Fee		0.510%	10,117		
39	City Tax		0.000%	-		
40	Bad Debts		0.000%	-		
41	Revenue Sensitive		2.260%	44,831		
42						
43	Conversion Factor		88.08%			

Line No.	(a)	(b)	(b) + (c)		(e)	(d) + (e)
			Historical	Revenue Change		
1	Operating Revenue	2,919,379	450,749	3,370,128	11,568	3,381,696
2	Operating Expenses	3,042,824		3,042,824	11,568	3,054,392
3	Operating Income	(123,446)		327,303		\$327,303
4						
5	Interest Expense	34,114		34,114		34,114
6	Income Tax Expense	-	61,570	61,570		61,570
7						
8	Net Income	(157,560)		231,620		231,620
9						
10	Operating Ratio	104.23%		90.29%		90.32%

Revenue Requirement

Historical Revenue	2,919,379	Revenue Increase before taxes	450,749
Rate Increase	462,317	Rev Sensitive Taxes	11,568
Revenue Requirement	3,381,696	Rate Increase	462,317
Percent Increase		15.84%	

Capital Structure Financing Investment

Type	Percent	Amount	Cost of Capital	Weighted	Amount
Equity	58.09%	1,465,493	15.80%	9.18%	231,620
Debt	41.91%	1,057,495	3.23%	1.35%	34,114
Total	100.00%	2,522,988		10.53%	265,734

Financing Cost

Operating Statistics	Before	After
	Income Tax	Income Tax
Return on Investment	12.97%	10.53%
Return on Equity	20.01%	15.80%
Operating Ratio	90.29%	90.32%
Profit Margin	9.71%	9.71%
Final turnover	1.34	1.34
Tax Rate	21.00%	21.00%

Revenue Sensitive Taxes Charges

	Rate	Taxes
B & O Tax	1.750%	8,958
WUTC Fee	0.510%	2,610
City Tax	0.000%	-
Bad Debts	0.000%	-
Revenue Sensitive	2.260%	11,568

Conversion Factor 88.06%

Line No.	(a)	(b)	(b) + (c)		(e)	(d) + (e)
			Historical	Revenue Change		
1	Operating Revenue	166,033	31,125	197,158	786	197,944
2	Operating Expenses	180,847		180,847	786	181,633
3	Operating Income	(14,813)		16,312		\$16,312
4						
5	Interest Expense	631		631		631
6	Income Tax Expense	-	3,293	3,293		3,293
7						
8	Net Income	(15,444)		12,388		12,388
9						
10	Operating Ratio	108.92%		91.73%		91.76%
11						
12	Revenue Requirement					
13	Historical Revenue		166,033		Revenue Increase before taxes	31,125
14	Rate Increase		31,911		Rev Sensitive Taxes	786
15	Revenue Requirement		197,944		Rate Increase	31,911
16			Percent Increase	19.22%		
17						
18	Capital Structure Financing Investment			Financing Cost		
19	Type	Percent	Amount	Cost of Capital	Weighted	Amount
20	Equity	58.09%	27,097	45.72%	26.55%	12,388
21	Debt	41.91%	19,553	3.23%	1.35%	631
22	Total	100.00%	46,650		27.91%	13,019
23						
24						
25	Operating Statistics		Before	After		
26			Income Tax	Income Tax		
27	Return on Investment		34.97%	27.91%		
28	Return on Equity		57.87%	45.72%		
29	Operating Ratio		91.73%	91.76%		
30	Profit Margin		8.27%	8.27%		
31	Final turnover		4.24	4.24		
32	Tax Rate		21.00%	21.00%		
33						
34						
35	Revenue Sensitive Taxes Charges					
36			Rate	Taxes		
37	B & O Tax		1.750%	609		
38	WUTC Fee		0.510%	177		
39	City Tax		0.000%	-		
40	Bad Debts		0.000%	-		
41	Revenue Sensitive		2.260%	786		
42						
43	Conversion Factor		89.50%			

Murrey's Disposal Co., Inc. G-9
Revenue Price Out by Service Level and Line of Business
June 2021 - May 2022

Service Code	Service Code Description	Tariff Rate 3/1/2021 - 8/31/2021
<u>RESIDENTIAL SERVICES</u>		
RESIDENTIAL GARBAGE		
20RM1	1-20 GAL CART MONTHLY	10.06
20RW1	1-20 GAL CAN WEEKLY	16.68
20RW1N	1-20 GL CART WKLY NON REC	17.68
20RW1R	1-20 GL CART WKLY W/ RECY	16.68
35RM1	1-35 GAL CART MONTHLY	12.56
35RW1N	1-35 GAL CART WKLY NONREC	22.26
35RW1R	1-35 GAL CART WKLY W/REC	21.26
65RM1	1-65 GAL CART MONTHLY	18.76
65RW1N	1-65 GAL CART WKLY NONREC	33.19
65RW1R	1-65 GAL CART WKLY W/REC	31.19
95RM1	1-95 GAL CART MONTHLY	26.32
95RW1N	1-95 GAL CART WKLY NONREC	46.47
95RW1R	1-95 GAL CART WKLY W/REC	43.47
ADJRES	SERVICE ADJ-RESIDENTIAL	-
DRIVEPRVT-RES	DRIVE IN PRIVATE RD - RES	11.24
DRVNRW1	DRIVE IN UP TO 125'-WKLY	5.04
DRVNRW2	DRIVE IN OVER 125'-WKLY	5.04
OBSR	OBSTRUCTION	0.84
PACKR	CARRY-OUT RESIDENTIAL	5.41
RESTART FEE	RESTART FEE	11.22
REXTRA	EXTRA UNITS	4.86
SUNKENR	SUNKEN CAN CHARGE - RESI	0.84
TRIPRCANS	RETURN TRIP CHARGE - CANS	8.99
TRIPCARTS	RESI TRIP CHARGE - CARTS	12.91
35ROCPU	1-35 GAL CART ON CALL	13.97
65ROCPU	1-65 GAL CART ON CALL	20.88
BULKY-RES	BULKY ITEM	25.80
DELCART	CART REDELIVERY	22.53
GWCR	GOOD WILL CREDIT - RESI	-

TOTAL RESIDENTIAL GARBAGE

		Revenue		Customer Count	
Tariff Rate 9/1/2021	Tariff Rate 3/1/2022	Total	Total Customers	Average	
10.11	10.09	11,540	1,143	95	
16.76	16.68	(19)	(1)	(0)	
17.76	17.68	8,242	465	39	
16.76	16.68	671,798	40,179	3,348	
12.62	12.59	72,759	5,776	481	
22.36	22.23	83,627	3,750	312	
21.36	21.23	7,731,367	362,934	30,245	
18.85	18.81	20,977	1,115	93	
33.34	33.16	72,241	2,172	181	
31.34	31.16	8,489,403	271,597	22,633	
26.44	26.38	5,583	211	18	
46.67	46.41	20,194	434	36	
43.67	43.41	3,226,718	74,085	6,174	
-	-	178	-	-	
11.24	11.24	127	11	1	
5.06	5.06	11,645	2,304	192	
5.06	5.06	40	8	1	
0.84	0.84	68	81	7	
5.44	5.44	4,632	853	71	
11.27	11.27	57,279	5,088	424	
4.88	4.85	175,080	35,976	2,998	
0.84	0.84	8	10	1	
9.03	9.03	6,177	685	57	
12.97	12.97	1,490	115	10	
14.04	14.00	14	1	0	
20.98	20.94	63	3	0	
25.92	25.81	17,279	668	56	
22.64	22.64	1,335	59	5	
-	-	(1,899)	-	-	
		20,687,946	763,860	63,655	
		Recycling Customers	758,406	63,200	

Customer Count Summary
June 2021 - May 2022

	<u>Murrey's</u>	<u>Total Non-Reg.</u> <u>Less 2132 Vashon</u>	<u>Grand Total</u>	
Residential				
Garbage	63,655	28,638	94,687	2,884
Recycle	63,915	28,438	93,820	
Yard Waste	41,558	20,849	62,407	
Total Residential	<u>169,129</u>	<u>77,925</u>	<u>250,915</u>	
Commercial				
Garbage	1,867	1,585	3,688	
Recycle	-	1	1	
MF Garbage	6,459	84	6,543	
MF Recycle	-	2	2	
Total Commercial	<u>8,326</u>	<u>1,672</u>	<u>10,234</u>	
Roll Off				
Hauls/Rent	-	82	87	
Disposal	-	-	-	
Total Roll Off	<u>-</u>	<u>82</u>	<u>87</u>	
Total Med. Waste	<u>-</u>	<u>0</u>	<u>0</u>	
Total Svc. Charges	<u>-</u>	<u>-</u>	<u>-</u>	
Grand Total	<u><u>177,454</u></u>	<u><u>79,679</u></u>	<u><u>257,133</u></u>	
Total Murrey's/DM	69.01%	30.99%	100%	
Garbage Only	68.97%	31.03%	100%	
Recycling Only	69.21%	30.79%	100%	
Total Serviced	177,454	79,679		
Less: City Billed				
∴ Additional units for MF	(3,365)			

	Increase %'s
Garbage	2.54%
Resi./MF Recycling	28.13%
Yard Waste	15.94%

	Current Tariff Rates	Rate Increase	New Proposed Increase
Item 50, Pg. 16			
Returned check	\$ 21.80		\$ 21.80
Item 51, Pg. 17A			
Restart fee	\$ 11.22	\$ 0.29	\$ 11.51
Item 52, Pg. 17A			
Redelivery Fees			
Garbage cart	\$ 22.53	\$ 0.57	\$ 23.10
Container	\$ 42.63	\$ 1.08	\$ 43.71
Item 60, Pg. 18A			
Overtime			
Charge per hour	\$ 76.31	\$ 1.94	\$ 78.25
Minimum	\$ 76.31	\$ 1.94	\$ 78.25
Item 70, Pg. 19A			
Return Trips			
Can	\$ 8.99	\$ 0.23	\$ 9.22
Drum	\$ 16.91	\$ 0.43	\$ 17.34
Bale	\$ 16.91	\$ 0.43	\$ 17.34
Litter receptacle	\$ 16.91	\$ 0.43	\$ 17.34
Drop box	\$ 97.04	\$ 2.47	\$ 99.51
Container	\$ 16.80	\$ 0.43	\$ 17.23
Recycling carts	\$ 12.91	\$ 3.63	\$ 16.54
Yard waste cart	\$ 11.00	\$ 1.75	\$ 12.75
Recycling container	\$ 18.93	\$ 5.33	\$ 24.26
Item 80, Pg. 21A			
Drive-In			
Residential 125+ feet	\$ 5.04	\$ 0.13	\$ 5.17
Commercial 125+ feet	\$ 1.16	\$ 0.03	\$ 1.19
Recycling			
Driveway	\$ 4.61	\$ 1.30	\$ 5.91
Private road	\$ 4.61	\$ 1.30	\$ 5.91
Yard Waste			
Driveway	\$ 4.31	\$ 0.69	\$ 5.00
Private road	\$ 4.31	\$ 0.69	\$ 5.00
Primitive private road	\$ 3.50	\$ 0.09	\$ 3.59
Item 90, Pg. 22			
Special Services			
Residential			
Stairs (each step up or down)	\$ 0.84	\$ 0.02	\$ 0.86
Overhead obstruction	\$ 0.84	\$ 0.02	\$ 0.86
Sunken/elevated	\$ 0.84	\$ 0.02	\$ 0.86
Commercial			
Stairs (each step up or down)	\$ 0.19	-	\$ 0.19
Overhead obstruction	\$ 0.19	-	\$ 0.19
Sunken/elevated	\$ 0.19	-	\$ 0.19
Item 100, Pg. 23A			
Weekly Service With Recycling			
20 gallon cart	\$ 16.60	\$ 0.42	\$ 17.02
35 gallon cart	\$ 21.13	\$ 0.54	\$ 21.67
65 gallon cart	\$ 31.01	\$ 0.79	\$ 31.80
95 gallon cart	\$ 43.21	\$ 1.10	\$ 44.31
Weekly Service Without Recycling			
20 gallon cart	\$ 17.60	\$ 0.42	\$ 18.02
35 gallon cart	\$ 22.13	\$ 0.54	\$ 22.67
65 gallon cart	\$ 33.01	\$ 0.79	\$ 33.80
95 gallon cart	\$ 46.21	\$ 1.10	\$ 47.31
Monthly Service With Recycling			
20 gallon cart	\$ 10.04	\$ 0.26	\$ 10.30
35 gallon cart	\$ 12.53	\$ 0.32	\$ 12.85
65 gallon cart	\$ 18.72	\$ 0.48	\$ 19.20
95 gallon cart	\$ 26.26	\$ 0.67	\$ 26.93
Recycling			
With garbage	\$ 7.38	\$ 2.08	\$ 9.46
Recycling only	\$ 11.07	\$ 3.11	\$ 14.18
Yard Waste			
Yard Waste	\$ 6.20	\$ 0.99	\$ 7.19
Damaged or unreturned cart	\$ 75.21	\$ 21.16	\$ 96.37
Item 100, Pg. 24A			
Extras			
Extra mini can, can, or bag	\$ 4.83	\$ 0.77	\$ 5.60
Yard waste	\$ 2.00	\$ 0.32	\$ 2.32
On Call			
20 gallon cart	\$ 11.21	\$ 0.28	\$ 11.49
35 gallon cart/can	\$ 13.94	\$ 0.35	\$ 14.29
65 gallon cart	\$ 20.84	\$ 0.53	\$ 21.37
95 gallon cart	\$ 29.15	\$ 0.74	\$ 29.89
Item 105, Pg. 27A			
Weekly Service With Recycling			
20 gallon cart	\$ 18.00	\$ 0.46	\$ 18.46
35 gallon cart	\$ 22.89	\$ 0.58	\$ 23.47
65 gallon cart	\$ 35.78	\$ 0.91	\$ 36.69
95 gallon cart	\$ 52.68	\$ 1.34	\$ 54.02

Increase %'s	
Garbage	2.54%
Resi./MF Recycling	28.13%
Yard Waste	15.94%

	Current Tariff Rates	Rate Increase	New Proposed Increase
Weekly Service Without Recycling			
20 gallon cart	\$ 18.75	\$ 0.46	\$ 19.21
35 gallon cart	\$ 23.64	\$ 0.58	\$ 24.22
65 gallon cart	\$ 36.53	\$ 0.91	\$ 37.44
95 gallon cart	\$ 53.43	\$ 1.34	\$ 54.77
Recycling			
With garbage	\$ 7.38	\$ 2.08	\$ 9.46
Recycling only	\$ 11.07	\$ 3.11	\$ 14.18
Yard Waste			
Yard Waste	\$ 6.20	\$ 0.99	\$ 7.19
Damaged or unreturned cart	\$ 75.21	\$ 11.99	\$ 87.20
Item 105, Pg. 28A			
Extras			
Extra mini can, can, or bag	\$ 4.80	\$ 0.12	\$ 4.92
Yard waste	\$ 2.00	\$ 0.32	\$ 2.32
On Call			
20 gallon cart	\$ 15.82	\$ 0.40	\$ 16.22
35 gallon cart/can	\$ 19.72	\$ 0.50	\$ 20.22
65 gallon cart	\$ 29.51	\$ 0.75	\$ 30.26
95 gallon cart	\$ 41.31	\$ 1.05	\$ 42.36
Item 105, Pg. 29A			
Mobile Homes			
20 gallon cart	\$ 3.86	\$ 0.10	\$ 3.96
35 gallon cart	\$ 4.83	\$ 0.12	\$ 4.95
65 gallon cart	\$ 7.16	\$ 0.18	\$ 7.34
95 gallon cart	\$ 10.00	\$ 0.25	\$ 10.25
Recycling			
With garbage	\$ 7.47	\$ 2.10	\$ 9.57
No recycling surcharge	\$ 0.75		\$ 0.75
Item 105, Pg. 30A			
Permanent Service			
First/Each Pickup			
1 yard	\$ 28.32	\$ 1.88	\$ 30.20
1.5 yard	\$ 39.72	\$ 2.76	\$ 42.48
2 yard	\$ 50.14	\$ 3.60	\$ 53.74
4 yard	\$ 95.32	\$ 7.08	\$ 102.40
6 yard	\$ 133.85	\$ 10.39	\$ 144.24
Special Pickup			
1 yard	\$ 30.49	\$ 1.94	\$ 32.43
1.5 yard	\$ 41.91	\$ 2.81	\$ 44.72
2 yard	\$ 52.32	\$ 3.66	\$ 55.98
4 yard	\$ 97.49	\$ 7.13	\$ 104.62
6 yard	\$ 136.04	\$ 10.44	\$ 146.48
Temporary Service			
Initial Delivery			
1 yard	\$ 42.63	\$ 1.08	\$ 43.71
1.5 yard	\$ 42.63	\$ 1.08	\$ 43.71
2 yard	\$ 42.63	\$ 1.08	\$ 43.71
4 yard	\$ 42.63	\$ 1.08	\$ 43.71
6 yard	\$ 42.63	\$ 1.08	\$ 43.71
Pickup			
1 yard	\$ 30.49	\$ 1.94	\$ 32.43
1.5 yard	\$ 41.91	\$ 2.81	\$ 44.72
2 yard	\$ 52.32	\$ 3.66	\$ 55.98
4 yard	\$ 97.49	\$ 7.13	\$ 104.62
6 yard	\$ 136.04	\$ 10.44	\$ 146.48
Lost Containers			
1 yard	\$ 606.61	\$ 15.42	\$ 622.03
1.5 yard	\$ 657.16	\$ 16.70	\$ 673.86
2 yard	\$ 707.71	\$ 17.98	\$ 725.69
4 yard	\$ 859.36	\$ 21.84	\$ 881.20
6 yard	\$ 1,061.56	\$ 26.98	\$ 1,088.54
Recycling			
With garbage	\$ 4.55	\$ 1.28	\$ 5.83
No recycling surcharge	\$ 0.75		\$ 0.75
Lid, lock, unlock, unlatch	\$ 1.09	\$ 0.03	\$ 1.12
Item 105, Pg. 32A			
Initial Delivery			
90 gallon cart	\$ 44.27	\$ 1.12	\$ 45.39
2 yard	\$ 44.27	\$ 1.12	\$ 45.39
4 yard	\$ 44.27	\$ 1.12	\$ 45.39
6 yard	\$ 44.27	\$ 1.12	\$ 45.39
Rent			
90 gallon cart	\$ 4.42	\$ 0.11	\$ 4.53
2 yard	\$ 11.58	\$ 0.29	\$ 11.87
4 yard	\$ 14.34	\$ 0.36	\$ 14.70
6 yard	\$ 17.10	\$ 0.43	\$ 17.53
Pickup			
90 gallon cart	\$ 5.88	\$ 0.15	\$ 6.03
2 yard	\$ 12.16	\$ 0.31	\$ 12.47
4 yard	\$ 26.02	\$ 0.66	\$ 26.68
6 yard	\$ 37.95	\$ 0.96	\$ 38.91

Increase %'s	
Garbage	2.54%
Resi./MF Recycling	28.13%
Yard Waste	15.94%

	Current Tariff Rates	Rate Increase	New Proposed Increase
Special Pickup			
90 gallon cart	\$ 8.85	\$ 0.22	\$ 9.07
2 yard	\$ 14.94	\$ 0.38	\$ 15.32
4 yard	\$ 28.78	\$ 0.73	\$ 29.51
6 yard	\$ 39.96	\$ 1.02	\$ 40.98
No/inadequate recycling surcharge	\$ 2.85	\$ 0.45	\$ 3.30
Additional charge per additional yard	\$ 23.30	\$ 3.71	\$ 27.01
Item 120, Pg. 34A			
Drums			
Pickup	\$ 26.66	\$ 0.68	\$ 27.34
Special pickup	\$ 31.12	\$ 0.79	\$ 31.91
Item 150, Pg. 34A			
Bulky			
Rate per yard	\$ 25.69	\$ 0.65	\$ 26.34
Minimum	\$ 25.69	\$ 0.65	\$ 26.34
Loose			
Rate per yard	\$ 25.69	\$ 0.65	\$ 26.34
Minimum	\$ 25.69	\$ 0.65	\$ 26.34
Item 160, Pg. 35A			
Single Rear Drive Axle			
Truck and Driver			
Non-packer truck	\$ 83.95	\$ 2.13	\$ 86.08
Packer truck	\$ 87.23	\$ 2.22	\$ 89.45
Drop-box truck	\$ 93.77	\$ 2.38	\$ 96.15
Extra person	\$ 51.25	\$ 1.30	\$ 52.55
Tandem Rear Drive Axle			
Truck and Driver			
Non-packer truck	\$ 93.77	\$ 2.38	\$ 96.15
Packer truck	\$ 101.39	\$ 2.58	\$ 103.97
Drop-box truck	\$ 103.58	\$ 2.63	\$ 106.21
Extra person	\$ 51.25	\$ 1.30	\$ 52.55
Transfer Trucks			
Truck and Driver			
Dump truck with pup trailer	\$ 138.46	\$ 3.52	\$ 141.98
4-Axle tractor with end dump trailer	\$ 138.46	\$ 3.52	\$ 141.98
4-Axle tractor with cargo chassis	\$ 127.56	\$ 3.24	\$ 130.80
Item 205, Pg. 37A			
Roll-Out - Container, per Pick-Up			
5-25 feet	\$ 3.92	\$ 0.10	\$ 4.02
25+ feet per 5 feet increment, add	\$ 0.54	\$ 0.01	\$ 0.55
Roll-Out - Cart, per Month			
5-25 feet	\$ 5.41	\$ 0.14	\$ 5.55
25+ feet per 5 feet increment, add	\$ 0.54	\$ 0.01	\$ 0.55
Item 207, Pg. 38A			
Overweight			
Drop box	\$ 21.80	\$ 0.55	\$ 22.35
Compactor	\$ 21.80	\$ 0.55	\$ 22.35
Item 210, Pg. 39A			
Washing			
Per yard	\$ 7.53	\$ 0.19	\$ 7.72
Minimum	\$ 22.57	\$ 0.57	\$ 23.14
Steam Cleaning			
Per yard	\$ 7.74	\$ 0.20	\$ 7.94
Minimum	\$ 30.97	\$ 0.79	\$ 31.76
Sanitizing			
Per yard	\$ 7.53	\$ 0.19	\$ 7.72
Minimum	\$ 22.57	\$ 0.57	\$ 23.14
Pickup and Redelivery			
Up to 8 yards	\$ 45.79	\$ 1.16	\$ 46.95
Over 8 yards	\$ 97.31	\$ 2.47	\$ 99.78
Item 230, Pg. 40			
Disposal			
MSW ton	\$ 166.45	\$ -	\$ 166.45
Appliance with Freon	\$ 40.00	\$ -	\$ 40.00
Mattresses (over 3)	\$ 55.00	\$ -	\$ 55.00
Item 240, Pg. 41A			
Permanent Service			
First/Each Pickup			
1 yard	\$ 23.77	\$ 0.60	\$ 24.37
1.5 yard	\$ 32.88	\$ 0.84	\$ 33.72
2 yard	\$ 41.03	\$ 1.04	\$ 42.07
4 yard	\$ 77.09	\$ 1.96	\$ 79.05
6 yard	\$ 106.53	\$ 2.71	\$ 109.24
Special Pickup			
1 yard	\$ 25.94	\$ 0.66	\$ 26.60
1.5 yard	\$ 35.07	\$ 0.89	\$ 35.96
2 yard	\$ 43.21	\$ 1.10	\$ 44.31
4 yard	\$ 79.27	\$ 2.01	\$ 81.28
6 yard	\$ 108.71	\$ 2.76	\$ 111.47
Temporary Service			
Initial Delivery			
1 yard	\$ 42.63	\$ 1.08	\$ 43.71
1.5 yard	\$ 42.63	\$ 1.08	\$ 43.71
2 yard	\$ 42.63	\$ 1.08	\$ 43.71

Increase %'s	
Garbage	2.54%
Resi./MF Recycling	28.13%
Yard Waste	15.94%

	Current Tariff Rates	Rate Increase	New Proposed Increase
4 yard	\$ 42.63	\$ 1.08	\$ 43.71
6 yard	\$ 42.63	\$ 1.08	\$ 43.71
Pickup			
1 yard	\$ 25.94	\$ 0.66	\$ 26.60
1.5 yard	\$ 35.07	\$ 0.89	\$ 35.96
2 yard	\$ 43.21	\$ 1.10	\$ 44.31
4 yard	\$ 79.27	\$ 2.01	\$ 81.28
6 yard	\$ 108.71	\$ 2.76	\$ 111.47
Lost Containers			
1 yard	\$ 606.61	\$ 15.42	\$ 622.03
1.5 yard	\$ 657.16	\$ 16.70	\$ 673.86
2 yard	\$ 707.71	\$ 17.98	\$ 725.69
4 yard	\$ 859.36	\$ 21.84	\$ 881.20
6 yard	\$ 1,061.56	\$ 26.98	\$ 1,088.54
Lid, lock, unlock, unlatch	\$ 1.09	\$ 0.03	\$ 1.12
Item 245, Pg. 42A			
Permanent Service			
Each Pickup			
20 gallon cart	\$ 3.93	\$ 0.10	\$ 4.03
35 gallon cart	\$ 4.94	\$ 0.13	\$ 5.07
65 gallon cart	\$ 7.37	\$ 0.19	\$ 7.56
95 gallon cart	\$ 10.33	\$ 0.26	\$ 10.59
Minimum			
20 gallon cart	\$ 17.04	\$ 0.43	\$ 17.47
35 gallon cart	\$ 21.41	\$ 0.54	\$ 21.95
65 gallon cart	\$ 31.98	\$ 0.81	\$ 32.79
95 gallon cart	\$ 44.78	\$ 1.14	\$ 45.92
Other Charges			
Extra unit	\$ 4.77	\$ 0.12	\$ 4.89
Lid, lock, unlock, unlatch	\$ 1.09	\$ 0.03	\$ 1.12
Item 255, Pg. 44A 2.25:1 compaction			
Permanent Service			
Each Pickup			
2 yard	\$ 87.59	\$ 2.23	\$ 89.82
4 yard	\$ 159.14	\$ 4.04	\$ 163.18
6 yard	\$ 223.56	\$ 5.68	\$ 229.24
Special Pickup			
2 yard	\$ 94.14	\$ 2.39	\$ 96.53
4 yard	\$ 165.69	\$ 4.21	\$ 169.90
6 yard	\$ 230.10	\$ 5.85	\$ 235.95
Temporary Service			
Each Pickup			
2 yard	\$ 94.14	\$ 2.39	\$ 96.53
4 yard	\$ 165.69	\$ 4.21	\$ 169.90
6 yard	\$ 230.10	\$ 5.85	\$ 235.95
Other Charges			
Initial delivery	\$ 42.63	\$ 1.08	\$ 43.71
Disconnect/reconnect	\$ 7.14	\$ 0.18	\$ 7.32
Item 255, Pg. 45A 3:1 compaction			
Permanent Service			
Each Pickup			
2 yard	\$ 111.64	\$ 2.84	\$ 114.48
3 yard	\$ 152.72	\$ 3.88	\$ 156.60
4 yard	\$ 189.72	\$ 4.82	\$ 194.54
6 yard	\$ 281.50	\$ 7.15	\$ 288.65
Special Pickup			
2 yard	\$ 118.18	\$ 3.00	\$ 121.18
3 yard	\$ 159.25	\$ 4.05	\$ 163.30
4 yard	\$ 196.26	\$ 4.99	\$ 201.25
6 yard	\$ 288.04	\$ 7.32	\$ 295.36
Temporary Service			
Each Pickup			
2 yard	\$ 118.18	\$ 3.00	\$ 121.18
3 yard	\$ 159.25	\$ 4.05	\$ 163.30
4 yard	\$ 196.26	\$ 4.99	\$ 201.25
6 yard	\$ 288.04	\$ 7.32	\$ 295.36
Other Charges			
Initial delivery	\$ 42.63	\$ 1.08	\$ 43.71
Disconnect/reconnect	\$ 7.14	\$ 0.18	\$ 7.32
Item 255, Pg. 46A 4:1 compaction			
Permanent Service			
Each Pickup			
3 yard	\$ 194.18	\$ 4.93	\$ 199.11
4 yard	\$ 255.22	\$ 6.49	\$ 261.71
6 yard	\$ 363.05	\$ 9.23	\$ 372.28
Special Pickup			
3 yard	\$ 200.72	\$ 5.10	\$ 205.82
4 yard	\$ 261.77	\$ 6.65	\$ 268.42
6 yard	\$ 369.60	\$ 9.39	\$ 378.99
Temporary Service			
Each Pickup			
3 yard	\$ 200.72	\$ 5.10	\$ 205.82
4 yard	\$ 261.77	\$ 6.65	\$ 268.42
6 yard	\$ 369.60	\$ 9.39	\$ 378.99
Other Charges			

Increase %'s	
Garbage	2.54%
Resi./MF Recycling	28.13%
Yard Waste	15.94%

	Current Tariff Rates	Rate Increase	New Proposed Increase
Initial delivery	\$ 42.63	\$ 1.08	\$ 43.71
Disconnect/reconnect	\$ 7.14	\$ 0.18	\$ 7.32
Item 255, Pg. 47A 5:1 compaction			
Permanent Service			
Each Pickup			
4 yard	\$ 288.81	\$ 7.34	\$ 296.15
6 yard	\$ 410.66	\$ 10.44	\$ 421.10
Special Pickup			
4 yard	\$ 295.35	\$ 7.51	\$ 302.86
6 yard	\$ 417.20	\$ 10.60	\$ 427.80
Temporary Service			
Each Pickup			
4 yard	\$ 295.35	\$ 7.51	\$ 302.86
6 yard	\$ 417.20	\$ 10.60	\$ 427.80
Other Charges			
Initial delivery	\$ 42.63	\$ 1.08	\$ 43.71
Disconnect/reconnect	\$ 7.14	\$ 0.18	\$ 7.32
Item 255, Pg. 48A 2.25:1 compaction			
Permanent Service			
Each Pickup			
2 yard	\$ 106.06	\$ 2.70	\$ 108.76
4 yard	\$ 196.04	\$ 4.98	\$ 201.02
6 yard	\$ 278.91	\$ 7.09	\$ 286.00
Special Pickup			
2 yard	\$ 112.60	\$ 2.86	\$ 115.46
4 yard	\$ 202.57	\$ 5.15	\$ 207.72
6 yard	\$ 285.46	\$ 7.25	\$ 292.71
Temporary Service			
Each Pickup			
2 yard	\$ 112.60	\$ 2.86	\$ 115.46
4 yard	\$ 202.57	\$ 5.15	\$ 207.72
6 yard	\$ 285.46	\$ 7.25	\$ 292.71
Other Charges			
Initial delivery	\$ 42.63	\$ 1.08	\$ 43.71
Disconnect/reconnect	\$ 7.14	\$ 0.18	\$ 7.32
Recycling per yard	\$ 4.55	\$ 1.28	\$ 5.83
Item 255, Pg. 49A 3:1 compaction			
Permanent Service			
Each Pickup			
2 yard	\$ 136.23	\$ 3.46	\$ 139.69
3 yard	\$ 189.60	\$ 4.82	\$ 194.42
4 yard	\$ 238.91	\$ 6.07	\$ 244.98
6 yard	\$ 355.28	\$ 9.03	\$ 364.31
Special Pickup			
2 yard	\$ 142.77	\$ 3.63	\$ 146.40
3 yard	\$ 196.15	\$ 4.98	\$ 201.13
4 yard	\$ 245.44	\$ 6.24	\$ 251.68
6 yard	\$ 361.82	\$ 9.19	\$ 371.01
Temporary Service			
Each Pickup			
2 yard	\$ 142.77	\$ 3.63	\$ 146.40
3 yard	\$ 196.15	\$ 4.98	\$ 201.13
4 yard	\$ 245.44	\$ 6.24	\$ 251.68
6 yard	\$ 361.82	\$ 9.19	\$ 371.01
Other Charges			
Initial delivery	\$ 42.63	\$ 1.08	\$ 43.71
Disconnect/reconnect	\$ 7.14	\$ 0.18	\$ 7.32
Recycling per yard	\$ 4.55	\$ 1.28	\$ 5.83
Item 255, Pg. 50A 4:1 compaction			
Permanent Service			
Each Pickup			
3 yard	\$ 233.77	\$ 5.94	\$ 239.71
4 yard	\$ 308.39	\$ 7.84	\$ 316.23
6 yard	\$ 454.41	\$ 11.55	\$ 465.96
Special Pickup			
3 yard	\$ 240.31	\$ 6.11	\$ 246.42
4 yard	\$ 314.93	\$ 8.00	\$ 322.93
6 yard	\$ 450.95	\$ 11.46	\$ 462.41
Temporary Service			
Each Pickup			
3 yard	\$ 240.31	\$ 6.11	\$ 246.42
4 yard	\$ 314.93	\$ 8.00	\$ 322.93
6 yard	\$ 450.95	\$ 11.46	\$ 462.41
Other Charges			
Initial delivery	\$ 42.63	\$ 1.08	\$ 43.71
Disconnect/reconnect	\$ 7.14	\$ 0.18	\$ 7.32
Recycling per yard	\$ 4.55	\$ 1.28	\$ 5.83
Item 255, Pg. 51A 5:1 compaction			
Permanent Service			
Each Pickup			
4 yard	\$ 355.26	\$ 9.03	\$ 364.29
6 yard	\$ 512.35	\$ 13.02	\$ 525.37
Special Pickup			
4 yard	\$ 361.81	\$ 9.19	\$ 371.00
6 yard	\$ 518.89	\$ 13.19	\$ 532.08

Increase %'s	
Garbage	2.54%
Resi./MF Recycling	28.13%
Yard Waste	15.94%

	Current Tariff Rates	Rate Increase	New Proposed Increase
--	----------------------	---------------	-----------------------

Temporary Service

Each Pickup

4 yard	\$ 361.81	\$ 9.19	\$ 371.00
6 yard	\$ 518.89	\$ 13.19	\$ 532.08

Other Charges

Initial delivery	\$ 42.63	\$ 1.08	\$ 43.71
Disconnect/reconnect	\$ 7.14	\$ 0.18	\$ 7.32
Recycling per yard	\$ 4.55	\$ 1.28	\$ 5.83

Item 260, Pg. 52A

Permanent Service

Monthly Rent

20 yard	\$ 90.24	\$ 2.29	\$ 92.53
25 yard	\$ 101.11	\$ 2.57	\$ 103.68
30 yard	\$ 110.90	\$ 2.82	\$ 113.72
40 yard	\$ 113.07	\$ 2.87	\$ 115.94
50 yard	\$ 152.22	\$ 3.87	\$ 156.09

First/Each Pickup

20 yard	\$ 94.69	\$ 2.41	\$ 97.10
25 yard	\$ 103.80	\$ 2.64	\$ 106.44
30 yard	\$ 111.59	\$ 2.84	\$ 114.43
40 yard	\$ 134.91	\$ 3.43	\$ 138.34
50 yard	\$ 159.61	\$ 4.06	\$ 163.67

Temporary Service

Initial Delivery

20 yard	\$ 97.04	\$ 2.47	\$ 99.51
25 yard	\$ 97.04	\$ 2.47	\$ 99.51
30 yard	\$ 97.04	\$ 2.47	\$ 99.51
40 yard	\$ 97.04	\$ 2.47	\$ 99.51
50 yard	\$ 97.04	\$ 2.47	\$ 99.51

Pickups

20 yard	\$ 113.00	\$ 2.87	\$ 115.87
25 yard	\$ 120.65	\$ 3.07	\$ 123.72
30 yard	\$ 127.13	\$ 3.23	\$ 130.36
40 yard	\$ 146.59	\$ 3.73	\$ 150.32
50 yard	\$ 168.99	\$ 4.29	\$ 173.28

Rent Per Month

20 yard	\$ 153.35	\$ 3.90	\$ 157.25
25 yard	\$ 159.82	\$ 4.06	\$ 163.88
30 yard	\$ 166.94	\$ 4.24	\$ 171.18
40 yard	\$ 202.20	\$ 5.14	\$ 207.34
50 yard	\$ 252.67	\$ 6.42	\$ 259.09

Other Charges

Excess mileage	\$ 3.82	\$ 0.10	\$ 3.92
Tarping	\$ 12.98	\$ 0.33	\$ 13.31

Item 265, Pg. 53A

Permanent Service

Pickups

10 yard	\$ 89.40	\$ 2.27	\$ 91.67
20 yard	\$ 94.69	\$ 2.41	\$ 97.10
25 yard	\$ 103.80	\$ 2.64	\$ 106.44
30 yard	\$ 111.59	\$ 2.84	\$ 114.43
40 yard	\$ 132.37	\$ 3.36	\$ 135.73
50 yard	\$ 149.20	\$ 3.79	\$ 152.99

Other Charges

Excess mileage	\$ 3.82	\$ 0.10	\$ 3.92
Tarping	\$ 12.98	\$ 0.33	\$ 13.31

Item 275, Pg. 55A

Permanent Service

Pickups

10 yard	\$ 136.23	\$ 3.46	\$ 139.69
15 yard	\$ 140.76	\$ 3.58	\$ 144.34
20 yard	\$ 140.76	\$ 3.58	\$ 144.34
25 yard	\$ 146.00	\$ 3.71	\$ 149.71
30 yard	\$ 155.04	\$ 3.94	\$ 158.98
40 yard	\$ 160.28	\$ 4.07	\$ 164.35
50 yard	\$ 166.70	\$ 4.24	\$ 170.94

Other Charges

Excess mileage	\$ 3.82	\$ 0.10	\$ 3.92
Disconnect/reconnect	\$ 7.14	\$ 0.18	\$ 7.32
Tarping	\$ 12.98	\$ 0.33	\$ 13.31

Item 275, Pg. 56A

Permanent Service

Pickups

45 yard	\$ 177.72	\$ 4.52	\$ 182.24
50 yard	\$ 190.81	\$ 4.85	\$ 195.66

Other Charges


Excess mileage	\$ 3.82	\$ 0.10	\$ 3.92
Disconnect/reconnect	\$ 7.14	\$ 0.18	\$ 7.32
Tarping	\$ 12.98	\$ 0.33	\$ 13.31

Waste Connections, Inc.
BS Close Report
2022-05

Districts/Grouping: 2111,2131
Exclude IC:

System:
SubSystem:

(drill)				(drill)		(drill)	Change from Prior Period
From Epicor - Current Mth Actual BS				Three Month BS Trend (from Epicor)			
Posted	Current Mth		Total	Mar-22	Apr-22	Total May-22	
	Unposted	Staged					



Districts/Grouping: 2111,2131

Exclude IC:

System:

SubSystem:

(drill)	(drill)	(drill)	(drill)	(drill)	(drill)	(drill)
From Epicor - Current Mth Actual BS				Three Month BS Trend (from Epicor)		
	Current Mth					Total
Posted	Unposted	Staged	Total	Mar-21	Apr-21	May-21




Waste Connections, Inc.
BS Close Report
2022-05

District/Grouping: 2132
Exclude IC:


System:
SubSystem:

(0#) (0#) (0#) (0#) (0#) (0#)
From Epicor - Current Mth Actual BS Three Month BS Trend (from Epicor)



(0-0) (0-0) (0-0) (0-0) (0-0) (0-0)
From Epicor - Current Mth Actual BS Three Month BS Trend (from Epicor)


Posted Unposted Current Mth Staged Total Mar-21 Apr-21 Total Change from Prior Period




Waste Connections, Inc.
BS Close Report
2022-05

Districts/Grouping: 2140

Exclude IC:
System:




Jun-21 Jul-21 Aug-21 Sep-21 Oct-21 Nov-21 Dec-21 Jan-22 Feb-22 Mar-22 Apr-22 May-22




Waste Connections, Inc.
BS Close Report
2022-05

Districts/Grouping: 2140

Exclude IC:
System:



Jun-21 Jul-21 Aug-21 Sep-21 Oct-21 Nov-21 Dec-21 Jan-22 Feb-22 Mar-22 Apr-22 May-22





Waste Connections, Inc.
IS 210 - PL Review
2022-05

Districts/Grouping: 2000 Exclude IC:
System:

	Murrey's	Adjust Out	Adjusted Region
98501 Days - Weekdays			
70036 Other Bonus/Commission - Non-Safety			
70086 Safety and Training			
70090 WCN Training			
70095 Engrl & Commun Activ			
70110 Contributions			
70147 Bldg & Property Maint			
70165 Communications			
70167 Cellular Telephone			
70170 Qualifying Operating Lease Expense			
70171 Variable Qualifying Lease Expense			
70185 Postage			
70190 Registration Fees			
70195 Dues and Subscriptions			
70200 Travel			
70201 Entertainment			
70202 Excursions Meetings			
70203 Lodging			
70205 Travel - Auto			
70206 Meals			
70207 Meals with Customers			
70210 Office Supplies and Equip			
70214 Credit Card Fees			
70215 Bank Charges			
70216 Outside Storages			
70225 Advertising and Promotions			
70230 External Recruiter Fees			
70231 Recruitment Advertising & Expenses			
70232 Recruitment Travel Expenses			
70255 Other Prof Fees			
70275 Property Taxes			
70301 Computer Software			
70302 Computer Supplies			
70303 Software License Fees			
70320 Credit and Collection			
70326 Deductible Current Year			
70330 Equipment/Truck Rodeo			
70336 Coffee Bar			
70902 Visual Lease Clearing Account			
G&A			
(A)			

Waste Connections, Inc.
IS 210 - PL Review
2022-05

- 98501 Days - Weekdays
- 70036 Other Bonus/Commission - Non-Safety
- 70086 Safety and Training
- 70090 WCN Training
- 70095 Empl & Commun Activ
- 70110 Contributions
- 70147 Bldg & Property Maint
- 70165 Communications
- 70167 Cellular Telephone
- 70170 Qualifying Operating Lease Expense
- 70171 Variable Qualifying Lease Expense
- 70185 Postage
- 70190 Registration Fees
- 70195 Dues and Subscriptions
- 70200 Travel
- 70201 Entertainment
- 70202 Excursions Meetings
- 70203 Lodging
- 70205 Travel - Auto
- 70206 Meals
- 70207 Meals with Customers
- 70210 Office Supplies and Equip
- 70214 Credit Card Fees
- 70215 Bank Charges
- 70216 Outside Storages
- 70225 Advertising and Promotions
- 70230 External Recruiter Fees
- 70231 Recruitment Advertising & Expenses
- 70232 Recruitment Travel Expenses
- 70255 Other Prof Fees
- 70275 Property Taxes
- 70301 Computer Software
- 70302 Computer Supplies
- 70303 Software License Fees
- 70320 Credit and Collection
- 70326 Deductible Current Year
- 70330 Equipment/Truck Rodeo
- 70336 Coffee Bar
- 70902 Visual Lease Clearing Account

G&A



Nov 2020-Aug 2021	0.21%
Sept 2021	0.20%
Oct 2021	0.19%
Nov 2021	0.19%
Dec 2021	0.19%
Jan 2022	0.19%

Waste Connections, Inc.
IS 210 - PL Review
2022-05

Districts/Grouping: 2000 Exclude IC:
System:

	Jun-21	Jul-21	Aug-21	Sep-21	Oct-21	Nov-21	Dec-21	Jan-22	Feb-22	Mar-22	Apr-22	May-22	Total	Murrey's Allocation	Adjust Out Unallowable	Adjusted Region OH Allocation
95501 Dgr - Weekdays																
70036 Other Bonus/Commission - Non-Safety																
70086 Safety and Training																
70090 WCN Training																
70096 Emp & Commun Activ																
70110 Contributions																
70147 Bldg & Property Maint																
70168 Communications																
70167 Cellular Telephone																
70170 Qualifying Operating Lease Expense																
70171 Variable Qualifying Lease Expense																
70185 Postage																
70190 Registration Fees																
70196 Dues and Subscriptions																
70200 Travel																
70201 Entertainment																
70202 Excursions Meetings																
70203 Lodging																
70205 Travel - Auto																
70206 Meals																
70207 Meals with Customers																
70210 Office Supplies and Equip																
70214 Credit Card Fees																
70215 Bank Charges																
70216 Outside Storages																
70225 Advertising and Promotions																
70230 External/Recruiter Fees																
70231 Recruitment Advertising & Expenses																
70232 Recruitment Travel Expenses																
70235 Other Prof Fees																
70275 Property Taxes																
70301 Computer Software																
70302 Computer Supplies																
70303 Software License Fees																
70320 Credit and Collection																
70326 Deductible Current Year																
70330 Equipment/Truck/Rodco																
70336 Coffee Bar																
70902 Visual Lease Clearing Account																
G&A																
(*)																

mm mm

Waste Connections, Inc.
IS 210 - PL Review
2022-05

- 98501 Days - Weekdays
- 70036 Other Bonus/Commission - Non-Safety
- 70086 Safety and Training
- 70090 WCH Training
- 70095 Empl & Commun Activ
- 70110 Contributions
- 70147 Bldg & Property Maint
- 70165 Communications
- 70167 Cellular Telephone
- 70170 Qualifying Operating Lease Expense
- 70171 Variable Qualifying Lease Expense
- 70185 Postage
- 70190 Registration Fees
- 70195 Dues and Subscriptions
- 70200 Travel
- 70201 Entertainment
- 70202 Excursions Meetings
- 70203 Lodging
- 70205 Travel - Auto
- 70206 Meals
- 70207 Meals with Customers
- 70210 Office Supplies and Equip
- 70214 Credit Card Fees
- 70215 Bank Charges
- 70218 Outside Storages
- 70225 Advertising and Promotions
- 70230 External Recruiter Fees
- 70231 Recruitment Advertising & Expenses
- 70232 Recruitment Travel Expenses
- 70255 Other Prof Fees
- 70275 Property Taxes
- 70301 Computer Software
- 70302 Computer Supplies
- 70303 Software License Fees
- 70320 Credit and Collection
- 70326 Deductible Current Year
- 70330 Equipment/Truck Rodeo
- 70336 Coffee Bar
- 79902 Visual Lease Clearing Account

GAA





Waste Connections, Inc.
IS 210 - PL Review
2022-05

Districts/Grouping: 2000 Exclude IC:
System:

	Jun-21	Jul-21	Aug-21	Sep-21	Oct-21	Nov-21	Dec-21	Jan-22	Feb-22	Mar-22	Apr-22	May-22	Total	Murrey's Allocation	Adjust Out Unallowable	Adjusted Region OH Allocation
95501 Days - Weekdays																
70036 Other Bonus/Commission - Non-Safety																
70086 Safety and Training																
70090 WCN Training																
70096 Emp & Commun Activ																
70110 Contributions																
70147 Bldg & Property Maint																
70165 Communications																
70167 Cellular Telephone																
70170 Qualifying Operating Lease Expense																
70171 Variable Qualifying Lease Expense																
70185 Postage																
70190 Registration Fees																
70196 Dues and Subscriptions																
70200 Travel																
70201 Entertainment																
70202 Excursions Meetings																
70203 Lodging																
70205 Travel - Auto																
70206 Meals																
70207 Meals with Customers																
70210 Office Supplies and Equip																
70214 Credit Card Fees																
70215 Bank Charges																
70216 Outside Storages																
70225 Advertising and Promotions																
70230 External/Recruiter Fees																
70231 Recruitment Advertising & Expenses																
70232 Recruitment Travel Expenses																
70256 Other Prof Fees																
70275 Property Taxes																
70301 Computer Software																
70302 Computer Supplies																
70303 Software License Fees																
70320 Credit and Collection																
70326 Deductible Current Year																
70330 Equipment/Truck/Rodco																
70336 Coffee Bar																
70902 Visual Lease Clearing Account																
G&A																

Waste Connections, Inc.
IS 210 - PL Review
2022-05

- 98501 Days - Weekdays
- 70036 Other Bonus/Commission - Non-Safety
- 70086 Safety and Training
- 70090 WCH Training
- 70096 Empl & Commun Activ
- 70110 Contributions
- 70147 Bldg & Property Maint
- 70165 Communications
- 70167 Cellular Telephone
- 70170 Qualifying Operating Lease Expense
- 70171 Variable Qualifying Lease Expense
- 70185 Postage
- 70190 Registration Fees
- 70195 Dues and Subscriptions
- 70200 Travel
- 70201 Entertainment
- 70202 Excursions Meetings
- 70203 Lodging
- 70205 Travel - Auto
- 70206 Meals
- 70207 Meals with Customers
- 70210 Office Supplies and Equip
- 70214 Credit Card Fees
- 70215 Bank Charges
- 70216 Outside Storages
- 70225 Advertising and Promotions
- 70230 External Recruiter Fees
- 70231 Recruitment Advertising & Expenses
- 70232 Recruitment Travel Expenses
- 70255 Other Prof Fees
- 70275 Property Taxes
- 70301 Computer Software
- 70302 Computer Supplies
- 70303 Software License Fees
- 70320 Credit and Collection
- 70326 Deductible Current Year
- 70330 Equipment/Truck Rodeo
- 70336 Coffee Bar
- 70902 Visual Lease Clearing Account

GSA



	YTD 12 2021 Actual	2022 Actual	Rolling 12	Adjustments	Adjusted Total
50086 Safety and Training					
51260 Depreciation					
52090 Uniforms					
52120 Parts and Materials					
56037 Termination Pay					
57255 Other Prof Fees					
57260 Depreciation					
59271 Property and Liability Insurance					
59331 RM Fixed Costs					
59340 Self Insurance Premium					
70010 Salaries					
70015 Deferred Comp Earnings					
70020 Wages Regular					
70025 Wages O.T.					
70030 Corp Allocated Bonus					
70036 Other Bonus/Commission - Non-Safety					
70037 Termination Pay					
70045 Contract Labor					
70050 Payroll Taxes					
70060 Group Insurance					
70065 Vacation Pay					
70070 Sick Pay					
70086 Safety and Training					
70090 WCN Training					
70095 Empl & Commun Activ					
70105 Employee Relocation					
70106 Corporate Office Relocation					
70110 Contributions					
70112 Political Contributions					
70116 Pension and Profit Sharing					
70120 Plane Parts & Materials					
70142 Fuel Expense					
70145 Outside Repairs					
70146 Aircraft Lubricants & Consumables					
70147 Bldg & Property Maint					
70165 Communications					
70167 Cellular Telephone					
70170 Real Estate Rentals					
70175 Equip/Vehicle Rental					
70185 Postage					
70190 Registration Fees					
70195 Dues and Subscriptions					
70196 Club Dues					
70200 Travel					
70201 Entertainment					
70202 Excursions Meetings					
70203 Lodging					
70205 Travel - Auto					
70206 Meals					
70210 Office Supplies and Equip					
70214 Credit Card Fees					
70215 Bank Charges					
70216 Outside Storages					
70230 External Recruiter Fees					
70231 Recruitment Advertising & Expenses					
70232 Recruitment Travel Expenses					
70235 Legal					
70240 Accounting Professional Fees					
70245 Payroll Processing Fees					
70250 Acquisition Cost Write Off					
70255 Other Prof Fees					
70260 Depreciation					
70271 Property and Liability Insurance					
70273 Directors and Officers Insurance					
70275 Property Taxes					
70300 Data Processing					
70301 Computer Software					
70302 Computer Supplies					
70324 Penalties and Violations					
70345 Security Services					
70357 Permits					
70371 Board of Directors Fees					
70372 Board of Directors Expense Report					
70475 Trade Shows					
3*,13*9	Total expenses				
	Total eliminated revenues				
3*	Inter-co elimination rev				
	Gross Revenue before eliminations				
	Total eligible allocation rate				

WASTE CONNECTIONS, INC.
CONSOLIDATED BALANCE SHEETS
(IN THOUSANDS OF U.S. DOLLARS, EXCEPT SHARE AND PER SHARE AMOUNTS)

	December 31,	
	2021	2020
ASSETS		
Current assets:		
Cash and equivalents	\$ 147,441	\$ 617,294
Accounts receivable, net of allowance for credit losses of \$18,480 and \$19,380 at December 31, 2021 and 2020, respectively	709,614	630,264
Prepaid expenses and other current assets	175,722	160,714
Total current assets	1,032,777	1,408,272
Restricted cash	72,174	97,095
Restricted investments	59,014	57,516
Property and equipment, net	5,721,949	5,284,506
Operating lease right-of-use assets	160,567	170,923
Goodwill	6,187,643	5,726,650
Intangible assets, net	1,350,597	1,155,079
Other assets, net	115,203	92,323
Total assets	<u>\$ 14,699,924</u>	<u>\$ 13,992,364</u>
LIABILITIES AND EQUITY		
Current liabilities:		
Accounts payable	\$ 392,868	\$ 290,820
Book overdraft	16,721	17,079
Deferred revenue	273,720	233,596
Accrued liabilities	442,596	404,923
Current portion of operating lease liabilities	38,017	30,671
Current portion of contingent consideration	62,804	43,297
Current portion of long-term debt and notes payable	6,020	8,268
Total current liabilities	1,232,746	1,028,654
Long-term portion of debt and notes payable	5,040,500	4,708,678
Long-term portion of operating lease liabilities	129,628	147,223
Long-term portion of contingent consideration	31,504	28,439
Deferred income taxes	850,921	760,044
Other long-term liabilities	421,080	455,888
Total liabilities	7,706,379	7,128,926
Commitments and contingencies (Note 13)		
Equity:		
Common shares: 260,283,158 shares issued and 260,212,496 shares outstanding at December 31, 2021; 262,899,174 shares issued and 262,824,990 shares outstanding at December 31, 2020	3,693,027	4,030,368
Additional paid-in capital	199,482	170,555
Accumulated other comprehensive income (loss)	39,584	(651)
Treasury shares: 70,662 and 74,184 shares at December 31, 2021 and 2020, respectively	—	—
Retained earnings	3,056,845	2,659,001
Total Waste Connections' equity	6,988,938	6,859,273
Noncontrolling interest in subsidiaries	4,607	4,165
Total equity	6,993,545	6,863,438
	<u>\$ 14,699,924</u>	<u>\$ 13,992,364</u>

ST Debt


LT Debt

Equity

WASTE CONNECTIONS, INC.
CONSOLIDATED STATEMENTS OF NET INCOME
(IN THOUSANDS OF U.S. DOLLARS, EXCEPT SHARE AND PER SHARE AMOUNTS)


	Years Ended December 31,		
	2021	2020	2019
Revenues	\$ 6,151,361	\$ 5,445,990	\$ 5,388,679
Operating expenses:			
Cost of operations	3,654,074	3,276,808	3,198,757
Selling, general and administrative	612,337	537,632	546,278
Depreciation	673,730	621,102	618,396
Amortization of intangibles	139,279	131,302	125,522
Impairments and other operating items	32,316	466,718	61,948
Operating income	1,039,625	412,428	837,778
Interest expense	(162,796)	(162,375)	(147,368)
Interest income	2,916	5,253	9,777
Other income (expense), net	6,285	(1,392)	5,704
Loss on early extinguishment of debt	(115,288)	—	—
Income before income tax provision	770,742	253,914	705,891
Income tax provision	(152,253)	(49,922)	(139,210)
Net income	618,489	203,992	566,681
Plus (less): Net loss (income) attributable to noncontrolling interests	(442)	685	160
Net income attributable to Waste Connections	<u>\$ 618,047</u>	<u>\$ 204,677</u>	<u>\$ 566,841</u>
Earnings per common share attributable to Waste Connections' common shareholders:			
Basic	\$ 2.37	\$ 0.78	\$ 2.15
Diluted	<u>\$ 2.36</u>	<u>\$ 0.78</u>	<u>\$ 2.14</u>
Shares used in the per share calculations:			
Basic	261,166,723	263,189,699	263,792,693
Diluted	<u>261,728,470</u>	<u>263,687,539</u>	<u>264,526,561</u>
Cash dividends per common share	<u>\$ 0.845</u>	<u>\$ 0.760</u>	<u>\$ 0.665</u>

The accompanying notes are an integral part of these consolidated financial statements.



Murrey's Disposal Co., Inc. G-9
Vashon Disposal (Under American Disposal Co.)
Dump Fee Schedule
June 2021 -May 2022

Murrey's			Regulated Pass Thru \$
Pass Thru \$	Packer \$	Total \$	



Journal Entry Query Tool
v.4.6

NOTE: Ctrl+Shift+J to pull data

Date Range:

From: 2021-06
To: 2022-05

Other Criteria

Districts: 2111,2132,2140
Accts: 41201
System:
Subsystem:


Vendor Code:
Amount From:
Amount To:
Posting: All

Total of Entries: 1,984,022.74 0.00
Num of Entries Shown: 141.00 141

*psfld: P = Posted, U = Unposted, S = Staged, C.O = I/C Unposted, -1 = Hanging out there.
*records limit: @REF1

Full Account	Date	Amount USD	Amount CAD	Nat Currency	Journal Control Num	Psfld*	Journal Description	User	R/Type	Vendor Code	One Time Vendor	Further Description	Date Doc	Doc Desc	Doc Ctrl Num	Po Ctrl Num
--------------	------	------------	------------	--------------	---------------------	--------	---------------------	------	--------	-------------	-----------------	---------------------	----------	----------	--------------	-------------

--	--	--	--	--	--	--	--	--	--	--	--	--	--	--	--	--



R
R
S
C
U
E
C

B
B
B
B
C
C
C
C
C
C
C
C
C
C
C
S
B
B
B
B
B
B
R
B
B
S
B

Account Information		Account Information	
Account Number	Account Name	Account Number	Account Name

Seq	Account Number	Account Name	Period	Journal Description	Debit	Credit	Journal Entry	Created By	Created Date
1	10000000	ACCOUNT 10000000	200801						

2	10000000	ACCOUNT 10000000	200801						
3	10000000	ACCOUNT 10000000	200801						
4	10000000	ACCOUNT 10000000	200801						
5	10000000	ACCOUNT 10000000	200801						
6	10000000	ACCOUNT 10000000	200801						
7	10000000	ACCOUNT 10000000	200801						
8	10000000	ACCOUNT 10000000	200801						
9	10000000	ACCOUNT 10000000	200801						
10	10000000	ACCOUNT 10000000	200801						
11	10000000	ACCOUNT 10000000	200801						
12	10000000	ACCOUNT 10000000	200801						
13	10000000	ACCOUNT 10000000	200801						
14	10000000	ACCOUNT 10000000	200801						
15	10000000	ACCOUNT 10000000	200801						
16	10000000	ACCOUNT 10000000	200801						
17	10000000	ACCOUNT 10000000	200801						
18	10000000	ACCOUNT 10000000	200801						
19	10000000	ACCOUNT 10000000	200801						
20	10000000	ACCOUNT 10000000	200801						

21	10000000	ACCOUNT 10000000	200801						
22	10000000	ACCOUNT 10000000	200801						
23	10000000	ACCOUNT 10000000	200801						
24	10000000	ACCOUNT 10000000	200801						
25	10000000	ACCOUNT 10000000	200801						

26	10000000	ACCOUNT 10000000	200801						
----	----------	------------------	--------	--	--	--	--	--	--

Journal Entry Query Tool
v.4.6

NOTE: Ctrl+Shift+J to pull data

Date Range:

From: 2021-111

To: 2022-10

Other Criteria

Districts: closediv lacomah

Accts: 55120,55125

System:

Subsystem:

Vendor Code:

Amount From:

Amount To:

Posting: All

Total of Entries: 338,555.27 0.00 *psld: P = Posted, U = Unposted, S = Staged, C.O = IIC Unposted, -1 = Hanging out there.

Num of Entries Shown: 966 *records limit: 10000

Full Account	Date	Amount USD	Amount CAD	Nat Currency	Journal Control Num	Psted*	Journal Description	User	R/Type	Vendor Code	One Time Vendor	Further Description	Date Doc	Doc Desc	Doc Ctrl Num
--------------	------	------------	------------	--------------	---------------------	--------	---------------------	------	--------	-------------	-----------------	---------------------	----------	----------	--------------

Journal Entry Query Tool
v.4.6

NOTE: Ctrl+Shift+J to pull data

Date Range:
 From: 2021-11
 To: 2022-10

Other Criteria

Districts: closediv lacomah
 Accts: 52120,52125,52140
 System:
 Subsystem:

Vendor Code:
 Amount From:
 Amount To:
 Posting: All

Total of Entries: 2,727,381.73 0.00 *psld: P = Posted, U = Unposted, S = Staged, C.O = IIC Unposted, -1 = Hanging out there.
 Num of Entries Shown: 4,387 *records limit: #REF!

Full Account	Date	Amount USD	Amount CAD	Nat Currency	Journal Control Num	Psted*	Journal Description	User	R/Type	Vendor Code	One Time Vendor	Further Description	Date Doc	Doc Desc	Doc Ctrl Num
--------------	------	------------	------------	--------------	---------------------	--------	---------------------	------	--------	-------------	-----------------	---------------------	----------	----------	--------------

--	--	--	--	--	--	--	--	--	--	--	--	--	--	--	--

NOTE: Ctrl+Shift+J to pull data

Date Range:

From: 2021-06
To: 2022-05

Districts: 2111,2132,2140
Accts: 70255
System:
Subsystem:

Total of Entries: 135,417.86 0.00 *pstd: P = Posted, U = Unposted, S = Staged, C:0 = I/C Unposted, -1 = Hanging out there.
Num of Entries Shown: 321 321 *records limit: 10000

Full Account	Date	Amount USD	Amount CAD	Nat Currency	Journal Control Num	Psted*	Journal Description	User	R/Type	Vendor Code	One Time Vend
--------------	------	---------------	---------------	--------------	---------------------	--------	---------------------	------	--------	-------------	---------------

Journal Entry Query Tool
v4.6

NOTE: Ctrl+Shift+J to pull data

Date Range:		Other Criteria	
From:	2021-06	Districts:	2111,2132,2140
To:	2022-05	Accts:	70235
		System:	
		Subsystem:	

Total of Entries: ##### 0.00 *std: P = Posted, U = Unposted, S = Staged, C=0 = I/C Unposted, -1 = Hanging out there.
 Num of Entries Shown: 101 101 *records limit: 10000

Full Account	Date	Amount USD	Amount CAD	Nat Currency	Journal Control N: Psted*	Journal Description	User	R/Type	Vendor Code	One Time Vendor	Further Description

Journal Entry Query Tool
v4.6

NOTE: Ctrl+Shift+J to pull data

Date Range:	
From:	2021-08
To:	2022-05

Other Criteria	
Districts:	2111,2132,2140
Accts:	91010
System:	
Subsystem:	
Vendor Code:	
Amount From:	
Amount To:	
Posting:	All

Total of Entries: 34,426.63 0.00 *Postd: P = Posted, U = Unposted, S = Staged, C/D = I/C Unposted, -1 = Hanging out there.
 Num of Entries Shown: 38 38 records limit: 10000

Full Account	Date	Amount USD	Amount CAD	Nat Currency	Journal Control Num	Posted*	Journal Description	User	R/Type	Vendor Code	One Time Vendor	Further Description	Date Doc	FAR #	Doc Ctrl Num
[REDACTED]															