

	Nov-21	Dec-21	Jan-22	Feb-22	Mar-22	Apr-22	May-22	Jun-22	Jul-22	Aug-22	Sep-22	Oct-22	Total	
98501 Days - Weekdays	22	23	21	20	23	21	22	22	21	23	22	21	261	0%
31000 Hauling Revenue - Roll Off Permanent	TEXT IN RED BOX CONFIDENTIAL PER WAC 480-07-160													
31005 Hauling Revenue - Roll Off Disposal Chg														
31009 Hauling Revenue - Roll Off Intercompany														
Hauling Revenue														
35000 Transfer Station - Third Party														
35509 MRF Processing Charge Intercompany														
Transfer and MRF														
35510 Proceeds - OCC														
35511 Proceeds - ONP														
35512 Proceeds - Sorted Resi Papers and News														
35513 Proceeds - Aluminum UBC														
35514 Proceeds - Dirty Aluminum														
35517 Proceeds - Other Recyclables														
35520 Support - OCC														
35521 Support - ONP														
35523 Support - Aluminum UBC														
35527 Support - Other Recyclables														
35530 Support - TIN (steel cans)														
35552 Proceeds - Fuel														
35560 Proceeds - TIN (steel cans)														
35571 Proceeds - Ferrous Metal														
35573														
Recycling Proceeds														
Landfill Revenue														
Intermodal														
38000 Other Revenue														
38001 P-Card Rebate Revenue														
Other Revenue														
<b>Revenue</b>														
40101 Disposal Landfill														
40109 Disposal Landfill Intercompany														
40122 Disposal Other														
Disposal														
40869 Processing Fees MRF Intercompany														
MRF Processing														
41121 Brokerage Cost														
41201 Taxes and Fees														
43001 LF Taxes and Fees														
Brok. and Taxes														
44161 Cost of Materials - OCC														
44162 Cost of Materials - ONP														
44163 Cost of Materials - Other Paper														
44164 Cost of Materials - Aluminum														
44165 Cost of Materials - Metal														
44168 Cost of Materials - Other Recyclables														
44169 Cost of Materials - Intercompany														
44261 Cost of Materials - Organics														

	Nov-21	Dec-21	Jan-22	Feb-22	Mar-22	Apr-22	May-22	Jun-22	Jul-22	Aug-22	Sep-22	Oct-22	Total	
98501 Days - Weekdays	22	23	21	20	23	21	22	22	21	23	22	21	261	0%
Cost of Materials	[REDACTED]													
Other Expense														
<b>Rev Reductions</b>														
<b>Net Revenue</b>														
50020 Wages Regular														
50025 Wages O.T.														
50035 Safety Bonuses														
50036 Other Bonus/Commission - Non-Safety														
50045 Contract Labor														
50050 Payroll Taxes														
50060 Group Insurance														
50065 Vacation Pay														
50070 Sick Pay														
50086 Safety and Training														
50090 Uniforms														
50115 Pension and Profit Sharing														
Labor														
51295 Licenses														
Truck Fixed														
52010 Salaries														
52020 Wages Regular														
52025 Wages O.T.														
52035 Safety Bonuses														
52036 Other Bonus/Commission - Non-Safety														
52050 Payroll Taxes														
52060 Group Insurance														
52065 Vacation Pay														
52070 Sick Pay														
52086 Safety and Training														
52090 Uniforms														
52115 Pension and Profit Sharing														
52120 Parts and Materials														
52125 Operating Supplies														
52140 Tires														
52142 Fuel Expense														
52144 Urea Additive Expense														
52146 Oil and Grease														
52147 Outside Repairs														
52165 Communications														
52175 Equip/Vehicle Rental														
52181 Freight														
52182 Towing Expense														
52185 Travel														
52200 Office Supply and Equip														
52901 Costs Awaiting Capitalization														
Truck Variable														
54175 Equipment/Vehicle Rental														
55020 Wages Regular														
55025 Wages O.T.														
55035 Safety Bonuses														
55036 Other Bonus/Commission - Non-Safety														
55050 Payroll Taxes														
55060 Group Insurance														
55065 Vacation Pay														
55070 Sick Pay														
55090 Uniforms														
55120 Parts and Materials														
55125 Operating Supplies														
55149 Allocated Exp In Out - District														

	Nov-21	Dec-21	Jan-22	Feb-22	Mar-22	Apr-22	May-22	Jun-22	Jul-22	Aug-22	Sep-22	Oct-22	Total	
98501 Days - Weekdays	22	23	21	20	23	21	22	22	21	23	22	21	261	0%
Container Exp	[REDACTED CONTENT]													
56010 Salaries														
56035 Safety Bonuses														
56036 Other Bonus/Commission - Non-Safety														
56050 Payroll Taxes														
56060 Group Insurance														
56065 Vacation Pay														
56090 Uniforms														
56115 Pension and Profit Sharing														
56165 Communications														
56210 Office Supply and Equip														
Superv. Ex														
57125 Operating Supplies														
57147 Bldg & Property														
57150 Utilities														
57165 Communications														
57252 Subcontract Expense														
57254 Drive Cam & Routing SW Fees														
57255 Other Prof Fees														
57257 Engineering Fees														
57275 Property Taxes														
57280 Other Taxes														
57345 Security Services														
57353 Monitoring and Maint														
57357 Permits														
57370 Bonds Expense														
Other Operating														
Closure Exp														
59340 Self Insurance Premium														
59341 A&L - Current Year Claims														
59343 WC - Current Year Claims														
59344 WC - Prior Year Claims														
59400 Damages paid by District														
59500 Workers Comp Prem														
Insurance Exp														
91005 Gain/Loss from Litigation Settlement														
91010 Gain/Loss on Sale of Asset														
G/L on Ops														
<b>Cost of Ops</b>														
<b>Gross Profit</b>														
60167 Cellular Telephone														
Sales Exp														
70010 Salaries														
70020 Wages Regular														
70025 Wages O.T.														
70036 Other Bonus/Commission - Non-Safety														
70050 Payroll Taxes														
70060 Group Insurance														
70065 Vacation Pay														
70070 Sick Pay														
70086 Safety and Training														
70095 Empl & Commun Activ														
70116 Pension and Profit Sharing														
70147 Bldg & Property Maint														

	Nov-21	Dec-21	Jan-22	Feb-22	Mar-22	Apr-22	May-22	Jun-22	Jul-22	Aug-22	Sep-22	Oct-22	Total	
98501 Days - Weekdays	22	23	21	20	23	21	22	22	21	23	22	21	261	0%
70148 Allocated Exp In - District														
70165 Communications														
70167 Cellular Telephone														
70185 Postage														
70195 Dues and Subscriptions														
70203 Lodging														
70205 Travel - Auto														
70206 Meals														
70207 Meals with Customers														
70210 Office Supplies and Equip														
70215 Bank Charges														
70225 Advertising and Promotions														
70235 Legal														
70255 Other Prof Fees														
70301 Computer Software														
70302 Computer Supplies														
70310 Bad Debt Provision														
70335 Miscellaneous														
70336 Coffee Bar														
70357 Permits														
G&A														
70149 Corporate Overhead Allocation In														
Corp Overhead														
<b>Total SG&amp;A</b>														
<b>EBITDA</b>														
<b>Watch list EBITDA</b>														
51260 Depreciation														
54260 Depreciation														
57260 Depreciation														
70260 Depreciation														
Depreciation														
Airspace Amort														
70264 Amortization														
70269 Long Term Contract Amort														
Intangible Amort														
<b>Total DDA</b>														
<b>EBIT From Ops</b>														
Interest Exp														
80010 Interest Income														
Interest Income														
91000 Unusual Gain/Loss														
Other Inc/Exp														
<b>NI b/ Taxes &amp; Extra</b>														
Extra. Items														
<b>NI b/ Taxes</b>														
Taxes														
<b>Net Income</b>														

	Nov-21	Dec-21	Jan-22	Feb-22	Mar-22	Apr-22	May-22	Jun-22	Jul-22	Aug-22	Sep-22	Oct-22	Total	
98501 Days - Weekdays	22	23	21	20	23	21	22	22	21	23	22	21	261	0%
Non Controlling Int	Data Not Included													
Net Income Attrib														
Data Not Included														

	Nov-21	Dec-21	Jan-22	Feb-22	Mar-22	Apr-22	May-22	Jun-22	Jul-22	Aug-22	Sep-22	Oct-22	Total
98501 Days - Weekdays	22	23	21	20	23	21	22	22	21	23	22	21	261
31000 Hauling Revenue - Roll Off Permanent													
31002 Hauling Revenue - Roll Off Rental													
31004 Hauling Revenue - Roll Off Recycling													
31005 Hauling Revenue - Roll Off Disposal Chg													
31010 Hauling Revenue - Roll Off Extras													
32000 Hauling Revenue - Residential MSW													
32001 Hauling Revenue - Residential MSW Extras													
32100 Hauling Revenue - Residential Recycling													
32101 Hauling Revenue - Residential Recycling													
33000 Hauling Revenue - Commercial FEL													
33001 Hauling Revenue - Commercial FEL Extras													
33002 Hauling Revenue - Commercial FEL Adjustm													
33020 Hauling Revenue - Commercial Recycling F													
Hauling Revenue													
Transfer and MRF													
35527 Support - Other Recyclables													
Recycling Proceeds													
Landfill Revenue													
Intermodal													
38000 Other Revenue													
38001 P-Card Rebate Revenue													
Other Revenue													
<b>Revenue</b>													
40101 Disposal Landfill													
40122 Disposal Other													
Disposal													
MRF Processing													
41201 Taxes and Fees													
43001 LF Taxes and Fees													
43002 WUTC Taxes													
Brok. and Taxes													
44161 Cost of Materials - OCC													
Cost of Materials													
Other Expense													
<b>Rev Reductions</b>													
<b>Net Revenue</b>													
50020 Wages Regular													
50025 Wages O.T.													
50035 Safety Bonuses													

	Nov-21	Dec-21	Jan-22	Feb-22	Mar-22	Apr-22	May-22	Jun-22	Jul-22	Aug-22	Sep-22	Oct-22	Total
98501 Days - Weekdays	22	23	21	20	23	21	22	22	21	23	22	21	261
50036 Other Bonus/Commission - Non-Safety													
50045 Contract Labor													
50050 Payroll Taxes													
50060 Group Insurance													
50065 Vacation Pay													
50070 Sick Pay													
50086 Safety and Training													
50090 Uniforms													
50115 Pension and Profit Sharing													
Labor													
51295 Licenses													
Truck Fixed													
52010 Salaries													
52020 Wages Regular													
52025 Wages O.T.													
52035 Safety Bonuses													
52036 Other Bonus/Commission - Non-Safety													
52050 Payroll Taxes													
52060 Group Insurance													
52065 Vacation Pay													
52070 Sick Pay													
52086 Safety and Training													
52090 Uniforms													
52115 Pension and Profit Sharing													
52120 Parts and Materials													
52125 Operating Supplies													
52135 Equipment and Maint Repair													
52140 Tires													
52142 Fuel Expense													
52144 Urea Additive Expense													
52146 Oil and Grease													
52147 Outside Repairs													
52165 Communications													
52175 Equip/Vehicle Rental													
52181 Freight													
52182 Towing Expense													
52185 Travel													
52200 Office Supply and Equip													
52901 Costs Awaiting Capitalization													
Truck Variable													
55020 Wages Regular													
55025 Wages O.T.													
55035 Safety Bonuses													
55036 Other Bonus/Commission - Non-Safety													
55050 Payroll Taxes													
55060 Group Insurance													
55065 Vacation Pay													
55070 Sick Pay													
55086 Safety and Training													
55090 Uniforms													
55115 Pension and Profit Sharing													
55120 Parts and Materials													
55125 Operating Supplies													
55135 Equipment and Maint Repair													
55147 Outside Repairs													
Container Exp													
56010 Salaries													
56020 Wages Regular													
56025 Wages O.T.													
56035 Safety Bonuses													
56036 Other Bonus/Commission - Non-Safety													
56050 Payroll Taxes													
56060 Group Insurance													

	Nov-21	Dec-21	Jan-22	Feb-22	Mar-22	Apr-22	May-22	Jun-22	Jul-22	Aug-22	Sep-22	Oct-22	Total
98501 Days - Weekdays	22	23	21	20	23	21	22	22	21	23	22	21	261
56065 Vacation Pay													
56070 Sick Pay													
56086 Safety and Training													
56090 Uniforms													
56115 Pension and Profit Sharing													
56125 Operating Supplies													
56165 Communications													
Superv. Ex													
57125 Operating Supplies													
57147 Bldg & Property													
57150 Utilities													
57165 Communications													
57170 Qualifying Operating Lease Expense													
57254 Drive Cam & Routing SW Fees													
57275 Property Taxes													
57280 Other Taxes													
57357 Permits													
57370 Bonds Expense													
Other Operating													
Closure Exp													
59271 Property and Liability Insurance													
59340 Self Insurance Premium													
59341 A&L - Current Year Claims													
59342 A&L - Prior Year Claims													
59343 WC - Current Year Claims													
59344 WC - Prior Year Claims													
59500 Workers Comp Prem													
Insurance Exp													
G/L on Ops													
<b>Cost of Ops</b>													
<b>Gross Profit</b>													
Sales Exp													
70010 Salaries													
70020 Wages Regular													
70025 Wages O.T.													
70035 Safety Bonuses													
70036 Other Bonus/Commission - Non-Safety													
70050 Payroll Taxes													
70060 Group Insurance													
70065 Vacation Pay													
70070 Sick Pay													
70086 Safety and Training													
70095 Empl & Commun Activ													
70105 Employee Relocation													
70116 Pension and Profit Sharing													
70148 Allocated Exp In - District													
70165 Communications													
70167 Cellular Telephone													
70175 Non-Qualifying Operating Lease Expense													
70185 Postage													
70190 Registration Fees													
70195 Dues and Subscriptions													
70200 Travel													
70203 Lodging													



	Nov-21	Dec-21	Jan-22	Feb-22	Mar-22	Apr-22	May-22	Jun-22	Jul-22	Aug-22	Sep-22	Oct-22	Total
98501 Days - Weekdays	22	23	21	20	23	21	22	22	21	23	22	21	261
70205 Travel - Auto													
70206 Meals													
70210 Office Supplies and Equip													
70214 Credit Card Fees													
70215 Bank Charges													
70216 Outside Storages													
70225 Advertising and Promotions													
70235 Legal													
70255 Other Prof Fees													
70300 Data Processing													
70301 Computer Software													
70302 Computer Supplies													
70303 Software License Fees													
70310 Bad Debt Provision													
70320 Credit and Collection													
70327 Deductible Damage													
70335 Miscellaneous													
70336 Coffee Bar													
70902 Visual Lease Clearing Account													
G&A													
70149 Corporate Overhead Allocation In													
Corp Overhead													
<b>Total SG&amp;A</b>													
<b>EBITDA</b>													
<b>Watch list EBITDA</b>													
51260 Depreciation													
54260 Depreciation													
57260 Depreciation													
70260 Depreciation													
Depreciation													
Airspace Amort													
70264 Amortization													
70269 Long Term Contract Amort													
Intangible Amort													
<b>Total DDA</b>													
<b>EBIT From Ops</b>													
Interest Exp													
Interest Income													
91000 Unusual Gain/Loss													
Other Inc/Exp													
<b>NI b/ Taxes &amp; Extra</b>													
Extra. Items													
<b>NI b/ Taxes</b>													
Taxes													
<b>Net Income</b>													
Non Controlling Int													

	Nov-21	Dec-21	Jan-22	Feb-22	Mar-22	Apr-22	May-22	Jun-22	Jul-22	Aug-22	Sep-22	Oct-22	Total
98501 Days - Weekdays	22	23	21	20	23	21	22	22	21	23	22	21	261
Net Income Attrib	[REDACTED]												
Data Not Included	[REDACTED]												

		1	2	3	4	5	6	7	8	9	10	11	12	13	14
		1	2	3	4	5	4	5	6	7	8.00	9.00	10.00	11.00	12
		Per IS As Booked		Restating Adjustments		Adjusted Total		Pro forma Adjustments		Final Total					
GL Code	Description	Allocator	2032	2031	2032	2031	2032	2031	2032	2031	2032	2031	2032	2031	Total

REVENUE															
---------	--	--	--	--	--	--	--	--	--	--	--	--	--	--	--



		1	2	3	4	5	6	7	8	9	10	11	12	13	14
		1	2	3	4	5	4	5	6	7	8.00	9.00	10.00	11.00	12
		Per IS As Booked		Restating Adjustments		Adjusted Total		Pro forma Adjustments		Final Total					
GL Code	Description	Allocator	2032	2031	2032	2031	2032	2031	2032	2031	2032	2031	2032	2031	Total

--	--	--	--	--	--	--	--	--	--	--	--	--	--	--	--

1	2	1	3	16	17	18	19	21	22
1	14	15	16	17	18	19	20	21	22
GL Code	Description	Allocator	Regulated	Non-Regulated	2031	Total Allocated	Check		
							-		
							-		
							-		
							-		
							-		
							-		
							-		
							-		
							-		
							-		
							-		
							-		
							-		
							-		
							-		
							-		
							-		
							-		
							-		

		1	2	3	4	5	6	7	8	9	10	11	12	13	14
		1	2	3	4	5	4	5	6	7	8.00	9.00	10.00	11.00	12
		Per IS As Booked		Restating Adjustments		Adjusted Total		Pro forma Adjustments		Final Total					
GL Code	Description	Allocator	2032	2031	2032	2031	2032	2031	2032	2031	2032	2031	2032	2031	Total

--	--	--	--	--	--	--	--	--	--	--	--	--	--	--	--





		1	2	3	4	5	6	7	8	9	10	11	12	13	14
		1	2	3	4	5	4	5	6	7	8.00	9.00	10.00	11.00	12
		Per IS As Booked		Restating Adjustments		Adjusted Total		Pro forma Adjustments		Final Total					
GL Code	Description	Allocator	2032	2031	2032	2031	2032	2031	2032	2031	2032	2031	2032	2031	Total

--	--	--	--	--	--	--	--	--	--	--	--	--	--	--	--



		1	2	3	4	5	6	7	8	9	10	11	12	13	14
		1	2	3	4	5	4	5	6	7	8.00	9.00	10.00	11.00	12
		Per IS As Booked		Restating Adjustments		Adjusted Total		Pro forma Adjustments		Final Total					
GL Code	Description	Allocator	2032	2031	2032	2031	2032	2031	2032	2031	2032	2031	2032	2031	Total


--	--	--	--	--	--	--	--	--	--	--	--	--	--	--	--




1	2	1	3	2	4	3	5	6	7	8	9	10	11	12	13	14
GL Code	Description	Allocator		Per IS As Booked		Restating Adjustments		Adjusted Total		Pro forma Adjustments		Final Total		Total		
				2032	2031	2032	2031	2032	2031	2032	2031	2032	2031	2032	2031	Total

--	--	--	--	--	--	--	--	--	--	--	--	--	--	--	--	--











		TEXT IN RED BOX CONFIDENTIAL PER WAC 480-07-160									
Service Code	Service Code Description	Contract Rate	Revenue	Customers	Customers	Increase	Increase	Rate	Rate	Annual Revenue	Annual Revenue
DEL30-RO	DELIVERY FEE 30 YD - RO	91.00	8,827.00	8	97	\$ 10.50	\$ 1,019	\$ 101.50	\$	9,845.57	
DEL40-RO	DELIVERY FEE 40 YD - RO	91.00	10,282.28	9	113	\$ 10.50	\$ 1,186	\$ 101.50	\$	11,468.78	
DRYRUN-RO	DRY RUN - RO	91.00	3,003.00	3	33	\$ 10.50	\$ 347	\$ 101.50	\$	3,349.52	
MILE-RO	MILEAGE FEE - RO	5.15	149,188.05	2,414	28,969	\$ 0.59	\$ 17,215	\$ 5.74	\$	166,403.21	
RENTLMDMO-RO	LIDDED ROLL OFF MONTHLY RENT	157.72	117.02	0	1	\$ 18.20	\$ 14	\$ 175.92	\$	130.52	
RENTOTMRO-RO	OPEN TEMP RO MONTHLY RENT	127.41	764.46	1	6	\$ 14.70	\$ 88	\$ 142.11	\$	852.67	
RENTDAY-COM	RENTAL FEE DAILY - COM	2.43	38.22	0	1	\$ 0.28	\$ 0	\$ 2.71	\$	38.37	
RENTDAY-RO	RENTAL FEE DAILY - RO	5.46	14,640.86	7	89	\$ 0.63	\$ 56	\$ 6.09	\$	14,697.17	
RENTMO-RO	RENTAL FEE MONTHLY-RO	127.41	149,456.68	98	1,173	\$ 14.70	\$ 17,246	\$ 142.11	\$	166,703.83	
RELO-RO	RELOCATION FEE - RO	91.00	728.00	1	8	\$ 10.50	\$ 84	\$ 101.50	\$	812.01	
REMOVAL-RO	REMOVAL FEE - RO	54.60	125.58	0	2	\$ 6.30	\$ 14	\$ 60.90	\$	140.07	
OW-RO	TONNAGE OVER LIMIT FEE - RO		1,697.89	-	-	\$ -	\$ -	\$ -	\$	1,697.89	
WAITFEE	WAIT TIME WHEN SERVICING	2.00	150.00	6	75	\$ 0.23	\$ 17	\$ 2.23	\$	167.31	
FUEL-RO	FUEL AND MATERIAL SURCHARGE		2,795.33	-	-	\$ -	\$ -	\$ -	\$	2,795.33	
ADJ-RO	ADJUSTMENT SERVICE - RO		(280.58)	-	-	\$ -	\$ -	\$ -	\$	(280.58)	
<b>TOTAL ROLL OFF SERVICES</b>			<b>\$ 655,329.87</b>	<b>106 1,270</b>		<b>73,497</b>				<b>728,826</b>	
<b>ROLL OFF RECYCLING SERVICES</b>			-								
HAULREC-RO	HAUL RECYCLE - RO	54.46	7,189.37	11	132						
<b>TOTAL ROLL OFF RECYCLING SERVICES</b>			<b>\$ 7,189.37</b>	<b>11 132</b>							
<b>PASS THROUGH SERVICES</b>											
LANDFILL-FEE	LANDFILL FEE		241,532.57			\$ -	\$ -	\$ -	\$	241,532.57	
LANDFILL-FEE	LANDFILL FEE	55.81	165,411.78			\$ -	\$ -	\$ 55.81	\$	165,411.78	
BULKY-RES	BULKY ITEM PICK UP - RES	55.81	55.67	0	1	\$ -	\$ -	\$ 55.81	\$	55.67	
TIRE-RO	TIRE FEE - RO	8.00	55.50	1	7	\$ -	\$ -	\$ 8.00	\$	55.50	
<b>TOTAL PASS THROUGH SERVICES</b>			<b>\$ 407,000.02</b>			<b>\$ -</b>				<b>\$ 407,055.52</b>	
ADJ-FIN	ADJUST BALANCE		(217.56)								
Manual FINCHG	FINANCE CHARGE		(534.27)								
RETCK	RETURNED CHECK CHARGE	25.00	75.00								
ADIFIN-RES	ADJUST BALANCE		(6.95)								
RETCK-CFREE	RETURNED CHECK CHARGE	25.00	25.00								
FINCHG	FINANCE CHARGE		7,125.76								
<b>TOTAL SERVICE CHARGES</b>			<b>\$ 6,466.98</b>								
<b>TOTAL REVENUE</b>			<b>\$ 5,593,449.67</b>			<b>\$ 586,314.03</b>				<b>\$ 6,106,295.56</b>	
			\$ 5,593,397.75								
			\$ 51.92								
Manual IE			(534.27)								
			586.19								

Waste Control Inc  
Rate Sheet for Tariff  
March 1, 2023

Increase %'s  
Garbage 11.54%

Page	Item	Description	Current		
			Rate	Increase	New Rate
16	50	Returned Check Fee	\$ 25.00	-	\$ 25.00
17	51	Restart Fee - Residential	\$ 13.35	1.54	\$ 14.89
17	51	Restart Fee - Commercial	\$ 19.41	2.24	\$ 21.65
17	51	Restart Fee - Drop Box	\$ 26.08	3.01	\$ 29.09
17	52	Redelivery Fee - Residential	\$ 26.08	3.01	\$ 29.09
17	52	Redelivery Fee -Commercial	\$ 37.61	4.34	\$ 41.95
17	52	Redelivery Fee - Drop Box		-	\$ -
18	55	Oversized	\$ 7.37	0.85	\$ 8.22
18	55	Overweight	\$ 7.37	0.85	\$ 8.22
18	60	Overtime Charge Per Hour	\$ 157.72	18.20	\$ 175.92
18	60	Minimum Charge	\$ 78.87	9.10	\$ 87.97
19	70	Return Trip - Litter Receptacle	\$ 7.28	0.84	\$ 8.12
19	70	Return Trip - Drop Box	\$ 42.47	4.90	\$ 47.37
19	70	Return Trip - Container	\$ 24.26	2.80	\$ 27.06
19	70	Return Trip - Toter 30-35 gallons	\$ 7.28	0.84	\$ 8.12
19	70	Return Trip - Toter 60- 65 gallons	\$ 7.28	0.84	\$ 8.12
19	70	Return Trip - Toter 90- 100 gallons	\$ 9.10	1.05	\$ 10.15
21	80	Carry Out Service - Residential - 125'-250'	\$ 7.89	0.91	\$ 8.80
21	80	Carry Out Service - Commercial & MF - 125'-250'	\$ 7.89	0.91	\$ 8.80
21	80	Carry Out Service - Residential - 250'-1/10 mile	\$ 10.49	1.21	\$ 11.70
21	80	Carry Out Service - Commercial & MF - 250'-1/10 mile	\$ 13.35	1.54	\$ 14.89
21	80	Carry Out Service - Residential - Each 1/10 mile over 1/10 mile	\$ 2.45	0.28	\$ 2.73
21	80	Carry Out Service - Commercial & MF - Each 1/10 mile over 1/10 mile	\$ 3.94	0.45	\$ 4.39
23	100	Weekly Garbage - 30 - 35 gal	\$ 17.45	2.01	\$ 19.46
23	100	Weekly Garbage - 60 - 65 gal	\$ 21.62	2.49	\$ 24.11
23	100	Weekly Garbage - 90 - 100 gal	\$ 25.86	2.98	\$ 28.84
24	100	Roll Off Per Cart, toter, or Pickup - Residential	\$ 1.77	0.20	\$ 1.97
24	100	Occasional Extra - 30 - 35 Gal	\$ 5.86	0.68	\$ 6.54
24	100	Occasional Extra - 60 - 65 Gal	\$ 6.48	0.75	\$ 7.23
24	100	Occasional Extra - 90 - 100 Gal	\$ 7.14	0.82	\$ 7.96
24	100	Occasional Extra - Bag	\$ 6.45	0.74	\$ 7.19
24	100	Occasional Extra - Other	\$ 7.08	0.82	\$ 7.90
24	100	On Call - 32 Gal - Cowlitz County & Castle Rock	\$ 15.24	1.76	\$ 17.00
24	100	On Call - 32 Gal - Woodland	\$ 15.24	1.76	\$ 17.00
24	100	Clean toter, pick-up and deliver	\$ 30.34	3.50	\$ 33.84
27	105	Multifamily - 30-35 Gal - 20 Or More Carts - Initial Delivery	\$ 30.34	3.50	\$ 33.84
27	105	Multifamily - 30-35 Gal - 20 Or More Carts - Monthly Pick-Up	\$ 17.17	1.98	\$ 19.15
27	105	Multifamily - 30-35 Gal - 20 Or More Carts - Minimum Charge	\$ 17.17	1.98	\$ 19.15
27	105	Multifamily - 30-35 Gal - 20 Or More Carts - Extra Pick-up Charge	\$ 7.05	0.81	\$ 7.86
27	105	Multifamily - 30-35 Gal - Less than 20 or more carts - Initial Delivery	\$ 30.34	3.50	\$ 33.84
27	105	Multifamily - 30-35 Gal - Less than 20 or more carts - Monthly Pick-Up	\$ 18.39	2.12	\$ 20.51
27	105	Multifamily - 30-35 Gal - Less than 20 or more carts - Minimum Charge	\$ 18.39	2.12	\$ 20.51
27	105	Multifamily - 30-35 Gal - Less than 20 or more carts - Extra Pick-up Charge	\$ 7.35	0.85	\$ 8.20
27	105	Multifamily - 60-65 Gal - 20 Or More Carts - Initial Delivery	\$ 30.34	3.50	\$ 33.84
27	105	Multifamily - 60-65 Gal - 20 Or More Carts - Monthly Pick-Up	\$ 21.48	2.48	\$ 23.96
27	105	Multifamily - 60-65 Gal - 20 Or More Carts - Minimum Charge	\$ 21.48	2.48	\$ 23.96
27	105	Multifamily - 60-65 Gal - 20 Or More Carts - Extra Pick-up Charge	\$ 7.67	0.89	\$ 8.56
27	105	Multifamily - 60-65 Gal - Less than 20 or more carts - Initial Delivery	\$ 30.34	3.50	\$ 33.84
27	105	Multifamily - 60-65 Gal - Less than 20 or more carts - Monthly Pick-Up	\$ 22.76	2.63	\$ 25.39
27	105	Multifamily - 60-65 Gal - Less than 20 or more carts - Minimum Charge	\$ 22.76	2.63	\$ 25.39
27	105	Multifamily - 60-65 Gal - Less than 20 or more carts - Extra Pick-up Charge	\$ 7.98	0.92	\$ 8.90
27	105	Multifamily - 90-100 Gal - Any Number - Initial Delivery	\$ 30.34	3.50	\$ 33.84
27	105	Multifamily - 90-100 Gal - Any Number - Monthly Pick-Up	\$ 26.75	3.09	\$ 29.84
27	105	Multifamily - 90-100 Gal - Any Number - Minimum Charge	\$ 26.75	3.09	\$ 29.84
27	105	Multifamily - 90-100 Gal - Any Number - Extra Pick-up Charge	\$ 8.32	0.96	\$ 9.28
27	105	Multifamily - Occasional Extra - 30 -35 Gal Toter	\$ 5.98	0.69	\$ 6.67
27	105	Multifamily - Occasional Extra - 60 -65 Gal Toter	\$ 6.66	0.77	\$ 7.43
27	105	Multifamily - Occasional Extra - 90 -100 Gal Toter	\$ 7.38	0.85	\$ 8.23
27	105	Multifamily - Occasional Extra - Bag	\$ 6.66	0.77	\$ 7.43
27	105	Multifamily - Occasional Extra - Other	\$ 7.38	0.85	\$ 8.23
27	105	On-call - 30-35 Gal Toter	\$ 13.89	1.60	\$ 15.49
31	150	Bulky Materials - 1-4 Cubic Yards	\$ 15.92	1.84	\$ 17.76
31	150	Loose Material - Customer Load - 1-4 Cubic Yards	\$ 15.92	1.84	\$ 17.76

31	150 Loose Material - Company Load - 1-4 Cubic Yards	\$ 33.46	3.86	\$ 37.32
31	150 Bulky Materials - Additional Cubic Yards	\$ 15.92	1.84	\$ 17.76
31	150 Loose Material - Customer Load - Additional Cubic Yards	\$ 15.92	1.84	\$ 17.76
31	150 Loose Material - Company Load - Additional Cubic Yards	\$ 33.46	3.86	\$ 37.32
31	150 Bulky Materials - Minimum Charge	\$ 15.92	1.84	\$ 17.76
31	150 Loose Material - Customer Load - Minimum Charge	\$ 15.92	1.84	\$ 17.76
31	150 Loose Material - Company Load - Minimum Charge	\$ 33.46	3.86	\$ 37.32
31	150 Bulky Materials - Carry Charge Per Each 5ft over 8 ft	\$ 6.55	0.76	\$ 7.31
31	150 Loose Material - Customer Load - Carry Charge Per Each 5ft over 8 ft	\$ 6.55	0.76	\$ 7.31
31	150 Loose Material - Company Load - Carry Charge Per Each 5ft over 8 ft	\$ 10.49	1.21	\$ 11.70
32	160 Single Rear - Non-packer truck - Truck & Driver	\$ 66.12	7.63	\$ 73.75
32	160 Single Rear - Packer - Truck & Driver	\$ 118.30	13.65	\$ 131.95
32	160 Tandem Rear - Packer - Truck & Driver	\$ 118.30	13.65	\$ 131.95
32	160 Tandem Rear - Drop Box - Truck & Driver	\$ 118.30	13.65	\$ 131.95
32	160 Single Rear - Non-packer truck - Each Extra Person	\$ 46.10	5.32	\$ 51.42
32	160 Single Rear - Packer - Each Extra Person	\$ 46.10	5.32	\$ 51.42
32	160 Tandem Rear - Packer - Each Extra Person	\$ 46.10	5.32	\$ 51.42
32	160 Tandem Rear - Drop Box - Each Extra Person	\$ 46.10	5.32	\$ 51.42
34	205 Roll Out Charges less than 25'	\$ 3.94	0.45	\$ 4.39
34	205 Roll Out Charges more than 25'	\$ 2.60	0.30	\$ 2.90
34	205 Roll Out Charges - Automated Cart or Toter	\$ 1.94	0.22	\$ 2.16
35	207 Overweight - 1 yd	\$ 18.53	2.14	\$ 20.67
35	207 Overweight - 1.5 yds	\$ 18.08	2.09	\$ 20.17
35	207 Overweight - 2 yds	\$ 17.62	2.03	\$ 19.65
35	207 Overweight - 3 yds	\$ 17.32	2.00	\$ 19.32
35	207 Overweight - 4 yds	\$ 16.98	1.96	\$ 18.94
35	207 Overweight - 5 yds	\$ 16.06	1.85	\$ 17.91
35	207 Overweight - 6 yds	\$ 14.99	1.73	\$ 16.72
35	207 Overweight - 10 yds	\$ 2.67	0.31	\$ 2.98
35	207 Overweight - 15 yds	\$ 2.31	0.27	\$ 2.58
35	207 Overweight - 20 yds	\$ 1.94	0.22	\$ 2.16
35	207 Overweight - 25 yds	\$ 1.64	0.19	\$ 1.83
35	207 Overweight - 30 yds	\$ 1.33	0.15	\$ 1.48
35	207 Overweight - 40 yds	\$ 0.97	0.11	\$ 1.08
35	207 Overweight - 30 - 35 gal	\$ 3.71	0.43	\$ 4.14
35	207 Overweight - 60 - 65 gal	\$ 3.73	0.43	\$ 4.16
35	207 Overweight - 90 - 100 gal	\$ 3.77	0.44	\$ 4.21
36	210 Washing Per Yard Minimum	\$ 10.61	1.22	\$ 11.83
36	210 Washing Per Yard	\$ 42.24	4.87	\$ 47.11
36	210 Sanitizing Per Yard Minimum	\$ 10.61	1.22	\$ 11.83
36	210 Sanitizing Per Yar	\$ 42.24	4.87	\$ 47.11
36	210 Pick Up & Delivery Up to 8 Yds	\$ 54.60	6.30	\$ 60.90
36	210 Pick Up & Delivery Over to 8 Yds	\$ 61.88	7.14	\$ 69.02
36	210 Compactor Rental - 2 Yds	\$ 545.63	62.96	\$ 608.59
36	210 Compactor Rental - 3 Yds	\$ 545.63	62.96	\$ 608.59
36	210 Compactor Rental - 4 Yds	\$ 545.63	62.96	\$ 608.59
36	210 Compactor Rental - 5 Yds	\$ 545.63	62.96	\$ 608.59
37	230 Compacted Sw	\$ 55.81		\$ 55.81
37	230 Non-Compacted SW	\$ 55.81		\$ 55.81
37	230 Wheel & Tire	\$ 11.00		\$ 11.00
37	230 1-10 Passenger tires	\$ 8.00		\$ 8.00
37	230 Over 10 tires	\$ 131.01		\$ 131.01
37	230 1-10 Truck Tires	\$ 8.00		\$ 8.00
37	230 Over 10 truck tires	\$ 131.01		\$ 131.01
37	230 Truck tire and rim	\$ 18.00		\$ 18.00
37	230 Appliance Per	\$ 20.00		\$ 20.00
37	230 Appliance Per Ton	\$ 55.81		\$ 55.81
37	230 Solid Waste	\$ 55.81		\$ 55.81
38	240 First Pickup - Permanent - 1 yd	\$ 32.58	3.76	\$ 36.34
38	240 Monthly Fee - Permanent - 1 yd	\$ 95.05	10.97	\$ 106.02
38	240 Each Additional Pickup - Permanent - 1 yd	\$ 18.76	2.16	\$ 20.92
38	240 Initial Delivery and respot - Permanent - 1 yd	\$ 54.60	6.30	\$ 60.90
38	240 Minimum Monthly Fee - Permanent - 1 yd	\$ 32.58	3.76	\$ 36.34
38	240 Special Pick Up - Permanent - 1 yd	\$ 19.91	2.30	\$ 22.21
38	240 Initial Delivery and respot - Temporary - 1 yd	\$ 60.66	7.00	\$ 67.66
38	240 Pick-up Rate - Temporary - 1 yd	\$ 30.03	3.47	\$ 33.50
38	240 Rent Per Month - Temporary - 1 yd	\$ 47.32	5.46	\$ 52.78
38	240 First Pickup - Permanent - 1.5 yds	\$ 40.43	4.67	\$ 45.10
38	240 Monthly Fee - Permanent - 1.5 yds	\$ 119.85	13.83	\$ 133.68
38	240 Each Additional Pickup - Permanent - 1.5 yds	\$ 23.85	2.75	\$ 26.60
38	240 Initial Delivery and respot - Permanent - 1.5 yds	\$ 54.60	6.30	\$ 60.90

38	240	Minimum Monthly Fee - Permanent - 1.5 yds	\$ 40.43	4.67	\$ 45.10
38	240	Special Pick Up - Permanent - 1.5 yds	\$ 25.94	2.99	\$ 28.93
38	240	Initial Delivery and respot - Temporary - 1.5 yds	\$ 60.66	7.00	\$ 67.66
38	240	Pick-up Rate - Temporary - 1.5 yds	\$ 38.77	4.47	\$ 43.24
38	240	Rent Per Month - Temporary - 1.5 yds	\$ 47.32	5.46	\$ 52.78
38	240	First Pickup - Permanent - 2 yds	\$ 48.84	5.64	\$ 54.48
38	240	Monthly Fee - Permanent - 2 yds	\$ 154.03	17.77	\$ 171.80
38	240	Each Additional Pickup - Permanent - 2 yds	\$ 31.59	3.65	\$ 35.24
38	240	Initial Delivery and respot - Permanent - 2 yds	\$ 54.60	6.30	\$ 60.90
38	240	Minimum Monthly Fee - Permanent - 2 yds	\$ 48.84	5.64	\$ 54.48
38	240	Special Pick Up - Permanent - 2 yds	\$ 33.12	3.82	\$ 36.94
38	240	Initial Delivery and respot - Temporary - 2 yds	\$ 60.66	7.00	\$ 67.66
38	240	Pick-up Rate - Temporary - 2 yds	\$ 43.37	5.00	\$ 48.37
38	240	Rent Per Month - Temporary - 2 yds	\$ 47.32	5.46	\$ 52.78
38	240	First Pickup - Permanent - 3 yds	\$ 61.57	7.10	\$ 68.67
38	240	Monthly Fee - Permanent - 3 yds	\$ 207.79	23.98	\$ 231.77
38	240	Each Additional Pickup - Permanent - 3 yds	\$ 43.91	5.07	\$ 48.98
38	240	Initial Delivery and respot - Permanent - 3 yds	\$ 54.60	6.30	\$ 60.90
38	240	Minimum Monthly Fee - Permanent - 3 yds	\$ 61.57	7.10	\$ 68.67
38	240	Special Pick Up - Permanent - 3 yds	\$ 44.89	5.18	\$ 50.07
38	240	Initial Delivery and respot - Temporary - 3 yds	\$ 60.66	7.00	\$ 67.66
38	240	Pick-up Rate - Temporary - 3 yds	\$ 55.02	6.35	\$ 61.37
38	240	Rent Per Month - Temporary - 3 yds	\$ 49.74	5.74	\$ 55.48
38	240	First Pickup - Permanent - 4 yds	\$ 75.88	8.76	\$ 84.64
38	240	Monthly Fee - Permanent - 4 yds	\$ 258.96	29.88	\$ 288.84
38	240	Each Additional Pickup - Permanent - 4 yds	\$ 54.98	6.34	\$ 61.32
38	240	Initial Delivery and respot - Permanent - 4 yds	\$ 54.60	6.30	\$ 60.90
38	240	Minimum Monthly Fee - Permanent - 4 yds	\$ 75.88	8.76	\$ 84.64
38	240	Special Pick Up - Permanent - 4 yds	\$ 56.37	6.50	\$ 62.87
38	240	Initial Delivery and respot - Temporary - 4 yds	\$ 60.66	7.00	\$ 67.66
38	240	Pick-up Rate - Temporary - 4 yds	\$ 68.34	7.89	\$ 76.23
38	240	Rent Per Month - Temporary - 4 yds	\$ 49.74	5.74	\$ 55.48
38	240	First Pickup - Permanent - 5 yds	\$ 86.13	9.94	\$ 96.07
38	240	Monthly Fee - Permanent - 5 yds	\$ 302.48	34.90	\$ 337.38
38	240	Each Additional Pickup - Permanent - 5 yds	\$ 64.97	7.50	\$ 72.47
38	240	Initial Delivery and respot - Permanent - 5 yds	\$ 54.60	6.30	\$ 60.90
38	240	Minimum Monthly Fee - Permanent - 5 yds	\$ 86.13	9.94	\$ 96.07
38	240	Special Pick Up - Permanent - 5 yds	\$ 66.92	7.72	\$ 74.64
38	240	Initial Delivery and respot - Temporary - 5 yds	\$ 60.66	7.00	\$ 67.66
38	240	Pick-up Rate - Temporary - 5 yds	\$ 81.29	9.38	\$ 90.67
38	240	Rent Per Month - Temporary - 5 yds	\$ 52.17	6.02	\$ 58.19
38	240	First Pickup - Permanent - 6 yds	\$ 96.41	11.12	\$ 107.53
38	240	Monthly Fee - Permanent - 6 yds	\$ 344.66	39.77	\$ 384.43
38	240	Each Additional Pickup - Permanent - 6 yds	\$ 74.55	8.60	\$ 83.15
38	240	Initial Delivery and respot - Permanent - 6 yds	\$ 54.60	6.30	\$ 60.90
38	240	Minimum Monthly Fee - Permanent - 6 yds	\$ 96.41	11.12	\$ 107.53
38	240	Special Pick Up - Permanent - 6 yds	\$ 75.57	8.72	\$ 84.29
38	240	Initial Delivery and respot - Temporary - 6 yds	\$ 60.66	7.00	\$ 67.66
38	240	Pick-up Rate - Temporary - 6 yds	\$ 90.31	10.42	\$ 100.73
38	240	Rent Per Month - Temporary - 6 yds	\$ 52.17	6.02	\$ 58.19
38	240	Rent Per Calendar Day - Temporary - All	\$ 2.43	0.28	\$ 2.71
38	240	Unlocking or Unlatching	\$ 7.28	0.84	\$ 8.12
38	240	Gate Opening	\$ 7.28	0.84	\$ 8.12
38	240	Delay Charges - Per Minute	\$ 2.00	0.23	\$ 2.23
39	240	Rate per toter, per pick-up - 30 -35 Gal	\$ 5.12	0.59	\$ 5.71
39	240	Minimum monthly rate - 30 -35 Gal	\$ 22.16	2.56	\$ 24.72
39	240	Special Pick-up - 30 -35 Gal	\$ 8.28	0.96	\$ 9.24
39	240	Clean toter, pick-up and delivery - 30 -35 Gal	\$ 30.34	3.50	\$ 33.84
39	240	Rate per toter, per pick-up - 60 -65 Gal	\$ 6.62	0.76	\$ 7.38
39	240	Minimum monthly rate - 60 -65 Gal	\$ 28.67	3.31	\$ 31.98
39	240	Special Pick-up - 60 -65 Gal	\$ 9.21	1.06	\$ 10.27
39	240	Clean toter, pick-up and delivery - 60 -65 Gal	\$ 30.34	3.50	\$ 33.84
39	240	Rate per toter, per pick-up - 90 -100 Gal	\$ 8.73	1.01	\$ 9.74
39	240	Minimum monthly rate - 90 -100 Gal	\$ 37.82	4.36	\$ 42.18
39	240	Special Pick-up - 90 -100 Gal	\$ 11.08	1.28	\$ 12.36
39	240	Clean toter, pick-up and delivery - 90 -100 Gal	\$ 30.34	3.50	\$ 33.84
39	240	Occasional Extra - 30 -35 Gal	\$ 7.07	0.82	\$ 7.89
39	240	Occasional Extra - 60 -65 Gal	\$ 8.00	0.92	\$ 8.92
39	240	Occasional Extra - 90 -100 Gal	\$ 9.86	1.14	\$ 11.00
39	240	Occasional Extra - Bag	\$ 7.06	0.81	\$ 7.87
39	240	Occasional Extra - Other	\$ 9.84	1.14	\$ 10.98

40	245	First Pickup - Permanent - 1 yd	\$ 19.99	2.31	\$ 22.30
40	245	Monthly Fee - Permanent - 1 yd	\$ 86.56	9.99	\$ 96.55
40	245	Each Additional Pickup - Permanent - 1 yd	\$ 19.99	2.31	\$ 22.30
40	245	Special Pick Up - Permanent - 1 yd	\$ 22.45	2.59	\$ 25.04
40	245	Pick-up Rate - Temporary - 1 yd	\$ 31.49	3.63	\$ 35.12
40	245	First Pickup - Permanent - 1.5 yds	\$ 26.06	3.01	\$ 29.07
40	245	Monthly Fee - Permanent - 1.5 yds	\$ 112.84	13.02	\$ 125.86
40	245	Each Additional Pickup - Permanent - 1.5 yds	\$ 26.06	3.01	\$ 29.07
40	245	Special Pick Up - Permanent - 1.5 yds	\$ 28.52	3.29	\$ 31.81
40	245	Pick-up Rate - Temporary - 1.5 yds	\$ 40.46	4.67	\$ 45.13
40	245	First Pickup - Permanent - 2 yds	\$ 33.73	3.89	\$ 37.62
40	245	Monthly Fee - Permanent - 2 yds	\$ 146.05	16.85	\$ 162.90
40	245	Each Additional Pickup - Permanent - 2 yds	\$ 33.73	3.89	\$ 37.62
40	245	Special Pick Up - Permanent - 2 yds	\$ 36.15	4.17	\$ 40.32
40	245	Pick-up Rate - Temporary - 2 yds	\$ 45.06	5.20	\$ 50.26
40	245	First Pickup - Permanent - 3 yds	\$ 46.33	5.35	\$ 51.68
40	245	Monthly Fee - Permanent - 3 yds	\$ 200.61	23.15	\$ 223.76
40	245	Each Additional Pickup - Permanent - 3 yds	\$ 46.33	5.35	\$ 51.68
40	245	Special Pick Up - Permanent - 3 yds	\$ 48.77	5.63	\$ 54.40
40	245	Pick-up Rate - Temporary - 3 yds	\$ 56.66	6.54	\$ 63.20
40	245	First Pickup - Permanent - 4 yds	\$ 59.72	6.89	\$ 66.61
40	245	Monthly Fee - Permanent - 4 yds	\$ 258.59	29.84	\$ 288.43
40	245	Each Additional Pickup - Permanent - 4 yds	\$ 59.72	6.89	\$ 66.61
40	245	Special Pick Up - Permanent - 4 yds	\$ 62.16	7.17	\$ 69.33
40	245	Pick-up Rate - Temporary - 4 yds	\$ 70.29	8.11	\$ 78.40
40	245	First Pickup - Permanent - 5 yds	\$ 71.15	8.21	\$ 79.36
40	245	Monthly Fee - Permanent - 5 yds	\$ 308.08	35.55	\$ 343.63
40	245	Each Additional Pickup - Permanent - 5 yds	\$ 71.15	8.21	\$ 79.36
40	245	Special Pick Up - Permanent - 5 yds	\$ 73.59	8.49	\$ 82.08
40	245	Pick-up Rate - Temporary - 5 yds	\$ 83.35	9.62	\$ 92.97
40	245	First Pickup - Permanent - 6 yds	\$ 79.64	9.19	\$ 88.83
40	245	Monthly Fee - Permanent - 6 yds	\$ 344.84	39.79	\$ 384.63
40	245	Each Additional Pickup - Permanent - 6 yds	\$ 79.64	9.19	\$ 88.83
40	245	Special Pick Up - Permanent - 6 yds	\$ 82.06	9.47	\$ 91.53
40	245	Pick-up Rate - Temporary - 6 yds	\$ 93.10	10.74	\$ 103.84
40	245	Respot container	\$ 54.60	6.30	\$ 60.90
40	245	Unlocking or Unlatching	\$ 7.28	0.84	\$ 8.12
40	245	Gate Opening	\$ 7.28	0.84	\$ 8.12
40	245	Delay Charges - Per Minute	\$ 2.00	0.23	\$ 2.23
41	250	First Pick-up - Permanent - 2 yds	\$ 67.67	7.81	\$ 75.48
41	250	Monthly Fee - Permanent - 2 yds	\$ 240.46	27.75	\$ 268.21
41	250	Each Additional Pick-up - Permanent - 2 yds	\$ 51.89	5.99	\$ 57.88
41	250	Special Pick-Up - Permanent - 2 yds	\$ 60.40	6.97	\$ 67.37
41	250	First Pick-up - Permanent - 3 yds	\$ 88.83	10.25	\$ 99.08
41	250	Monthly Fee - Permanent - 3 yds	\$ 332.15	38.33	\$ 370.48
41	250	Each Additional Pick-up - Permanent - 3 yds	\$ 73.07	8.43	\$ 81.50
41	250	Special Pick-Up - Permanent - 3 yds	\$ 81.54	9.41	\$ 90.95
41	250	First Pick-up - Permanent - 4 yds	\$ 114.52	13.21	\$ 127.73
41	250	Monthly Fee - Permanent - 4 yds	\$ 443.32	51.16	\$ 494.48
41	250	Each Additional Pick-up - Permanent - 4 yds	\$ 98.74	11.39	\$ 110.13
41	250	Special Pick-Up - Permanent - 4 yds	\$ 107.23	12.37	\$ 119.60
41	250	First Pick-up - Permanent - 5 yds	\$ 133.13	15.36	\$ 148.49
41	250	Monthly Fee - Permanent - 5 yds	\$ 524.04	60.47	\$ 584.51
41	250	Each Additional Pick-up - Permanent - 5 yds	\$ 117.39	13.55	\$ 130.94
41	250	Special Pick-Up - Permanent - 5 yds	\$ 125.88	14.53	\$ 140.41
41	250	Respot container	\$ 54.60	6.30	\$ 60.90
41	250	Unlocking or Unlatching	\$ 7.28	0.84	\$ 8.12
41	250	Gate Opening	\$ 7.28	0.84	\$ 8.12
41	250	Delay Charges - Per Minute	\$ 2.00	0.23	\$ 2.23
42	255	Each Schedule Pick-up - Permanent - 2 yds	\$ 51.89	5.99	\$ 57.88
42	255	Monthly rate - Permanent - 2 yds	\$ 224.68	25.93	\$ 250.61
42	255	Special Pick-up - Permanent - 2 yds	\$ 60.40	6.97	\$ 67.37
42	255	Pick-up Rate - Temporary - 2 yds	\$ 64.47	7.44	\$ 71.91
42	255	Each Schedule Pick-up - Permanent - 3 yds	\$ 73.07	8.43	\$ 81.50
42	255	Monthly rate - Permanent - 3 yds	\$ 316.39	36.51	\$ 352.90
42	255	Special Pick-up - Permanent - 3 yds	\$ 81.54	9.41	\$ 90.95
42	255	Pick-up Rate - Temporary - 3 yds	\$ 85.20	9.83	\$ 95.03
42	255	Each Schedule Pick-up - Permanent - 4 yds	\$ 98.74	11.39	\$ 110.13
42	255	Monthly rate - Permanent - 4 yds	\$ 427.54	49.33	\$ 476.87
42	255	Special Pick-up - Permanent - 4 yds	\$ 107.23	12.37	\$ 119.60
42	255	Pick-up Rate - Temporary - 4 yds	\$ 110.87	12.79	\$ 123.66

42	255	Each Schedule Pick-up - Permanent - 5 yds	\$ 117.39	13.55	\$ 130.94
42	255	Monthly rate - Permanent - 5 yds	\$ 508.30	58.65	\$ 566.95
42	255	Special Pick-up - Permanent - 5 yds	\$ 125.88	14.53	\$ 140.41
42	255	Pick-up Rate - Temporary - 5 yds	\$ 129.52	14.95	\$ 144.47
42	255	Respot container	\$ 54.60	6.30	\$ 60.90
42	255	Unlocking or Unlatching	\$ 7.28	0.84	\$ 8.12
42	255	Gate Opening	\$ 7.28	0.84	\$ 8.12
42	255	Delay Charges - Per Minute	\$ 2.00	0.23	\$ 2.23
43	260	Monthly Rent (open top) - Permanent - 20 Yard	\$ 92.21	10.64	\$ 102.85
43	260	Monthly Rent (with lid) - Permanent - 20 Yard	\$ 122.55	14.14	\$ 136.69
43	260	First Pick-up - Permanent - 20 Yard	\$ 98.28	11.34	\$ 109.62
43	260	Each Additional Pick-up - Permanent - 20 Yard	\$ 98.28	11.34	\$ 109.62
43	260	Initial Delivery & Respot - Permanent - 20 Yard	\$ 61.88	7.14	\$ 69.02
43	260	Special Pick-ups - Permanent - 20 Yard	\$ 104.33	12.04	\$ 116.37
43	260	Initial Delivery & Respot - Temporary - 20 Yard	\$ 91.00	10.50	\$ 101.50
43	260	Pick-up Rate - Temporary - 20 Yard	\$ 125.94	14.53	\$ 140.47
43	260	Rent Per Month (open) - Temporary - 20 Yard	\$ 126.67	14.62	\$ 141.29
43	260	Rent Per Month (solid lid) - Temporary - 20 Yard	\$ 157.00	18.12	\$ 175.12
43	260	Monthly Rent (open top) - Permanent - 30 Yard	\$ 92.21	10.64	\$ 102.85
43	260	Monthly Rent (with lid) - Permanent - 30 Yard	\$ 122.55	14.14	\$ 136.69
43	260	First Pick-up - Permanent - 30 Yard	\$ 106.77	12.32	\$ 119.09
43	260	Each Additional Pick-up - Permanent - 30 Yard	\$ 106.77	12.32	\$ 119.09
43	260	Initial Delivery & Respot - Permanent - 30 Yard	\$ 61.88	7.14	\$ 69.02
43	260	Special Pick-ups - Permanent - 30 Yard	\$ 112.83	13.02	\$ 125.85
43	260	Initial Delivery & Respot - Temporary - 30 Yard	\$ 91.00	10.50	\$ 101.50
43	260	Pick-up Rate - Temporary - 30 Yard	\$ 137.59	15.88	\$ 153.47
43	260	Rent Per Month (open) - Temporary - 30 Yard	\$ 127.41	14.70	\$ 142.11
43	260	Rent Per Month (solid lid) - Temporary - 30 Yard	\$ 157.73	18.20	\$ 175.93
43	260	Monthly Rent (open top) - Permanent - 40 Yard	\$ 92.21	10.64	\$ 102.85
43	260	Monthly Rent (with lid) - Permanent - 40 Yard	\$ 122.55	14.14	\$ 136.69
43	260	First Pick-up - Permanent - 40 Yard	\$ 118.91	13.72	\$ 132.63
43	260	Each Additional Pick-up - Permanent - 40 Yard	\$ 118.91	13.72	\$ 132.63
43	260	Initial Delivery & Respot - Permanent - 40 Yard	\$ 61.88	7.14	\$ 69.02
43	260	Special Pick-ups - Permanent - 40 Yard	\$ 124.97	14.42	\$ 139.39
43	260	Initial Delivery & Respot - Temporary - 40 Yard	\$ 91.00	10.50	\$ 101.50
43	260	Pick-up Rate - Temporary - 40 Yard	\$ 149.96	17.30	\$ 167.26
43	260	Rent Per Month (open) - Temporary - 40 Yard	\$ 127.41	14.70	\$ 142.11
43	260	Rent Per Month (solid lid) - Temporary - 40 Yard	\$ 157.73	18.20	\$ 175.93
43	260	Rent Per Calendar Day (open) - Temporary - All	\$ 5.46	0.63	\$ 6.09
43	260	Rent Per Calendar Day (lid) - Temporary - All	\$ 6.74	0.78	\$ 7.52
43	260	Excess Miles	\$ 5.15	0.59	\$ 5.74
43	260	Lining Box	\$ 36.40	4.20	\$ 40.60
43	260	Unlocking or Unlatching	\$ 7.28	0.84	\$ 8.12
43	260	Gate Opening	\$ 7.28	0.84	\$ 8.12
43	260	Delay Charges - Per Minute	\$ 2.00	0.23	\$ 2.23
44	260	Rent Per Month (open) - Permanent - 20 Yard	\$ 120.72	13.93	\$ 134.65
44	260	Rent Per Month (with lid) - Permanent - 20 Yard	\$ 157.72	18.20	\$ 175.92
44	260	First Pick-up - Permanent - 20 Yard	\$ 357.93	41.30	\$ 399.23
44	260	Each Additional Pick-up - Permanent - 20 Yard	\$ 357.93	41.30	\$ 399.23
44	260	Initial Delivery & Respot - Permanent - 20 Yard	\$ 321.53	37.10	\$ 358.63
44	260	Special Pick-ups - Permanent - 20 Yard	\$ 363.97	42.00	\$ 405.97
44	260	Initial Delivery & Respot - Temporary - 20 Yard	\$ 345.78	39.90	\$ 385.68
44	260	Pick-up Rate - Temporary - 20 Yard	\$ 382.21	44.10	\$ 426.31
44	260	Rent Per Month (open) - Temporary - 20 Yard	\$ 157.72	18.20	\$ 175.92
44	260	Rent Per Month (solid lid) - Temporary - 20 Yard	\$ 188.07	21.70	\$ 209.77
44	260	Rent Per Month (open) - Permanent - 30 Yard	\$ 120.72	13.93	\$ 134.65
44	260	Rent Per Month (with lid) - Permanent - 30 Yard	\$ 157.72	18.20	\$ 175.92
44	260	First Pick-up - Permanent - 30 Yard	\$ 357.93	41.30	\$ 399.23
44	260	Each Additional Pick-up - Permanent - 30 Yard	\$ 357.93	41.30	\$ 399.23
44	260	Initial Delivery & Respot - Permanent - 30 Yard	\$ 321.53	37.10	\$ 358.63
44	260	Special Pick-ups - Permanent - 30 Yard	\$ 363.97	42.00	\$ 405.97
44	260	Initial Delivery & Respot - Temporary - 30 Yard	\$ 345.78	39.90	\$ 385.68
44	260	Pick-up Rate - Temporary - 30 Yard	\$ 382.21	44.10	\$ 426.31
44	260	Rent Per Month (open) - Temporary - 30 Yard	\$ 157.72	18.20	\$ 175.92
44	260	Rent Per Month (solid lid) - Temporary - 30 Yard	\$ 188.07	21.70	\$ 209.77
44	260	Rent Per Month (open) - Permanent - 40 Yard	\$ 120.72	13.93	\$ 134.65
44	260	Rent Per Month (with lid) - Permanent - 40 Yard	\$ 157.72	18.20	\$ 175.92
44	260	First Pick-up - Permanent - 40 Yard	\$ 357.93	41.30	\$ 399.23
44	260	Each Additional Pick-up - Permanent - 40 Yard	\$ 357.93	41.30	\$ 399.23
44	260	Initial Delivery & Respot - Permanent - 40 Yard	\$ 321.53	37.10	\$ 358.63
44	260	Special Pick-ups - Permanent - 40 Yard	\$ 363.97	42.00	\$ 405.97

44	260 Initial Delivery & Respot - Temporary - 40 Yard	\$ 345.78	39.90	\$ 385.68
44	260 Pick-up Rate - Temporary - 40 Yard	\$ 382.21	44.10	\$ 426.31
44	260 Rent Per Month (open) - Temporary - 40 Yard	\$ 157.72	18.20	\$ 175.92
44	260 Rent Per Month (solid lid) - Temporary - 40 Yard	\$ 188.07	21.70	\$ 209.77
44	260 Rent Per Calendar Day (open) - Temporary - All	\$ 6.98	0.81	\$ 7.79
44	260 Rent Per Calendar Day (lid) - Temporary - All	\$ 8.19	0.95	\$ 9.14
44	260 Excess Miles	\$ 5.15	0.59	\$ 5.74
44	260 Lining Box	\$ 36.40	4.20	\$ 40.60
44	260 Unlocking or Unlatching	\$ 7.28	0.84	\$ 8.12
44	260 Gate Opening	\$ 7.28	0.84	\$ 8.12
44	260 Delay Charges - Per Minute	\$ 2.00	0.23	\$ 2.23
45	265 Each Scheduled Pick-up - Permanent - 10 Yard	\$ 92.20	10.64	\$ 102.84
45	265 Respot Charge - Permanent - 10 Yard	\$ 67.99	7.85	\$ 75.84
45	265 Special Pick-ups - Permanent - 10 Yard	\$ 100.70	11.62	\$ 112.32
45	265 Pick-up Rate - Temporary - 10 Yard	\$ 119.87	13.83	\$ 133.70
45	265 Each Scheduled Pick-up - Permanent - 15 Yard	\$ 95.84	11.06	\$ 106.90
45	265 Respot Charge - Permanent - 15 Yard	\$ 67.99	7.85	\$ 75.84
45	265 Special Pick-ups - Permanent - 15 Yard	\$ 104.33	12.04	\$ 116.37
45	265 Pick-up Rate - Temporary - 15 Yard	\$ 123.51	14.25	\$ 137.76
45	265 Each Scheduled Pick-up - Permanent - 20 Yard	\$ 98.27	11.34	\$ 109.61
45	265 Respot Charge - Permanent - 20 Yard	\$ 67.99	7.85	\$ 75.84
45	265 Special Pick-ups - Permanent - 20 Yard	\$ 106.76	12.32	\$ 119.08
45	265 Pick-up Rate - Temporary - 20 Yard	\$ 125.94	14.53	\$ 140.47
45	265 Each Scheduled Pick-up - Permanent - 30 Yard	\$ 117.30	13.54	\$ 130.84
45	265 Respot Charge - Permanent - 30 Yard	\$ 67.99	7.85	\$ 75.84
45	265 Special Pick-ups - Permanent - 30 Yard	\$ 115.26	13.30	\$ 128.56
45	265 Pick-up Rate - Temporary - 30 Yard	\$ 137.59	15.88	\$ 153.47
45	265 Each Scheduled Pick-up - Permanent - 40 Yard	\$ 130.64	15.07	\$ 145.71
45	265 Respot Charge - Permanent - 40 Yard	\$ 67.99	7.85	\$ 75.84
45	265 Special Pick-ups - Permanent - 40 Yard	\$ 127.40	14.70	\$ 142.10
45	265 Pick-up Rate - Temporary - 40 Yard	\$ 149.96	17.30	\$ 167.26
45	265 Excess Miles	\$ 5.15	0.59	\$ 5.74
45	265 Lining Box	\$ 36.40	4.20	\$ 40.60
45	265 Unlocking or Unlatching	\$ 7.28	0.84	\$ 8.12
45	265 Gate Opening	\$ 7.28	0.84	\$ 8.12
45	265 Delay Charges - Per Minute	\$ 2.00	0.23	\$ 2.23
46	270 Monthly Rent (if applicable) - Permanent - 20 Yard	\$ 181.99	21.00	\$ 202.99
46	270 First Pick-up - Permanent - 20 Yard	\$ 156.51	18.06	\$ 174.57
46	270 Each Additional Pick-up - Permanent - 20 Yard	\$ 156.51	18.06	\$ 174.57
46	270 Initial Delivery, respot - Permanent - 20 Yard	\$ 74.70	8.62	\$ 83.32
46	270 Special Pick-ups - Permanent - 20 Yard	\$ 165.01	19.04	\$ 184.05
46	270 Monthly Rent (if applicable) - Permanent - 30 Yard	\$ 181.99	21.00	\$ 202.99
46	270 First Pick-up - Permanent - 30 Yard	\$ 173.51	20.02	\$ 193.53
46	270 Each Additional Pick-up - Permanent - 30 Yard	\$ 173.51	20.02	\$ 193.53
46	270 Initial Delivery, respot - Permanent - 30 Yard	\$ 74.70	8.62	\$ 83.32
46	270 Special Pick-ups - Permanent - 30 Yard	\$ 181.99	21.00	\$ 202.99
46	270 Monthly Rent (if applicable) - Permanent - 40 Yard	\$ 181.99	21.00	\$ 202.99
46	270 First Pick-up - Permanent - 40 Yard	\$ 182.00	21.00	\$ 203.00
46	270 Each Additional Pick-up - Permanent - 40 Yard	\$ 182.00	21.00	\$ 203.00
46	270 Initial Delivery, respot - Permanent - 40 Yard	\$ 74.70	8.62	\$ 83.32
46	270 Special Pick-ups - Permanent - 40 Yard	\$ 190.48	21.98	\$ 212.46
46	270 Excess Miles	\$ 5.15	0.59	\$ 5.74
46	270 Unlocking or Unlatching	\$ 7.28	0.84	\$ 8.12
46	270 Gate Opening	\$ 7.28	0.84	\$ 8.12
46	270 Delay Charges - Per Minute	\$ 2.00	0.23	\$ 2.23
47	275 Each Scheduled Pick-up - Permanent - 20 Yard	\$ 156.51	18.06	\$ 174.57
47	275 Respot Charge - Permanent - 20 Yard	\$ 74.70	8.62	\$ 83.32
47	275 Special Pick-ups - Permanent - 20 Yard	\$ 165.01	19.04	\$ 184.05
47	275 Pick-up Rate - Temporary - 20 Yard	\$ 171.07	19.74	\$ 190.81
47	275 Each Scheduled Pick-up - Permanent - 30 Yard	\$ 173.51	20.02	\$ 193.53
47	275 Respot Charge - Permanent - 30 Yard	\$ 74.70	8.62	\$ 83.32
47	275 Special Pick-ups - Permanent - 30 Yard	\$ 181.99	21.00	\$ 202.99
47	275 Pick-up Rate - Temporary - 30 Yard	\$ 188.06	21.70	\$ 209.76
47	275 Each Scheduled Pick-up - Permanent - 40 Yard	\$ 182.00	21.00	\$ 203.00
47	275 Respot Charge - Permanent - 40 Yard	\$ 74.70	8.62	\$ 83.32
47	275 Special Pick-ups - Permanent - 40 Yard	\$ 190.48	21.98	\$ 212.46
47	275 Pick-up Rate - Temporary - 40 Yard	\$ 196.55	22.68	\$ 219.23
47	275 Excess Miles	\$ 5.15	0.59	\$ 5.74
47	275 Unlocking or Unlatching	\$ 7.28	0.84	\$ 8.12
47	275 Gate Opening	\$ 7.28	0.84	\$ 8.12
47	275 Delay Charges - Per Minute	\$ 2.00	0.23	\$ 2.23



48 280 Industrial Waste - Regularly Scheduled  
48 280 Industrial Waste - Emergency or on call

**TEXT IN RED BOX CONFIDENTIAL PER WAC 480-07-160**

\$	29.12	3.36	\$	32.48
\$	31.54	3.64	\$	35.18



**edger:** We ran a detailed payroll register for the test period to get a listing of all employees employee ID # to summarize their regular hours/pay (including vacation, PTO & holiday), overtime period. We reconciled the test period wage expense to the general ledger. We then increased that pay rate by the raise they will receive during the test period or that will be added as a headcount and made a restating adjustment to specifically noted below.


links have been broken to the source file to maintain data integrity. Source documents are available upon request.

Name	Job	Safety Bonuses	Personal Time & Payouts	Total Test Period Pay	Current Hourly Rate	2023 Raise %	2023 Rate	2023 Proforma Regular Pay	2023 Proforma OT	2023 Proforma Personal Time Payout	Total Rate Period Pay (adjusted)	Total Proforma Pay	GL Coding	Pro-Forma Raise Adjust	Normalizing Wage Adjustments
[Redacted Content]															

[links have been broken to the source file to maintain data integrity. Source documents are available upon request.](#)

Wage Allocation Out of 2032

Name	Job	2031 Allocation %	Allocation of Test Period Wages	Allocation of Pro Forma Raise Adjustment
------	-----	-------------------	---------------------------------	--



District #	EE #	Name	Job	Current Hourly Rate	Test Period Hours (Includes Vacation, PTO & Holiday)	Regular Pay During Test Period	Overtime Hours	Regular Overtime Pay	Total Hourly/Salary Pay

Name	Job	Safety Bonuses	Personal Time & Payouts	Total Test Period Pay	Current Hourly Rate	2023 Raise %	2023 Rate	2023 Proforma Regular Pay	2023 Proforma OT	2023 Proforma Personal Time Payout	Total Rate Period Pay (adjusted)	Total Proforma Pay	GL Coding	Pro-Forma Raise Adjust	Normalizing Wage Adjustments
[Redacted Content]															

Name	Job	2031 Allocation %	Allocation of Test Period Wages	Allocation of Pro Forma Raise Adjustment
------	-----	-------------------	---------------------------------	--



District #	EE #	Name	Job	Current Hourly Rate	Test Period Hours (Includes Vacation, PTO & Holiday)	Regular Pay During Test Period	Overtime Hours	Regular Overtime Pay	Total Hourly/Salary Pay



Name	Job	Safety Bonuses	Personal Time & Payouts	Total Test Period Pay	Current Hourly Rate	2023 Raise %	2023 Rate	2023 Proforma Regular Pay	2023 Proforma OT	2023 Proforma Personal Time Payout	Total Rate Period Pay (adjusted)	Total Proforma Pay	GL Coding	Pro-Forma Raise Adjust	Normalizing Wage Adjustments
[Redacted Content]															

Name	Job	2031 Allocation %	Allocation of Test Period Wages	Allocation of Pro Forma Raise Adjustment
[Redacted Content]				

District #	EE #	Name	Job	Current Hourly Rate	Test Period Hours (Includes Vacation, PTO & Holiday)	Regular Pay During Test Period	Overtime Hours	Regular Overtime Pay	Total Hourly/Salary Pay

Name	Job	Safety Bonuses	Personal Time & Payouts	Total Test Period Pay	Current Hourly Rate	2023 Raise %	2023 Rate	2023 Proforma Regular Pay	2023 Proforma OT	2023 Proforma Personal Time Payout	Total Rate Period Pay (adjusted)	Total Proforma Pay	GL Coding

District #	EE #	Name	Job	Current Hourly Rate	Test Period Hours (Includes Vacation, PTO & Holiday)	Regular Pay During Test Period	Overtime Hours	Regular Overtime Pay	Total Hourly/Salary Pay

Name	Job	Safety Bonuses	Personal Time & Payouts	Total Test Period Pay	Current Hourly Rate	2023 Raise %	2023 Rate	2023 Proforma Regular Pay	2023 Proforma OT	2023 Proforma Personal Time Payout	Total Rate Period Pay (adjusted)	Total Proforma Pay	GL Coding

Unique formula

**Purpose & Procedures** This tab includes employees whose pay is coded to district 2031, however they split their time between 2031 and 2032. This information will be used for the wage restatement adjustment.  
**Pro forma Wage Adjustments**: Using the payroll register we pulled in the current pay rate for each employee. We then increased that pay rate by the raise they will receive in 2023. We

Note: Data below is from payroll registers. Links have been broken to the source file to maintain data integrity. Source documents are available upon request.

District #	EE #	Name	Job	Current Hourly Rate	Test Period Hours (Includes Vacation, PTO & Holiday)	Regular Pay During Test Period	Overtime Hours	Regular Overtime Pay	Total Hourly/Salary Pay	Safety Bonuses	Personal Time & Payouts	Total Test Period Pay
2031			Residential Garbage Drivers									
2031			Roll Off Driver									
2031												
2031												
99/1												

iks have been broken to the source file to maintain data integrity. :


Name	Job	Current Hourly Rate	2022 Pay Raises	2023 Raise %	2023 Rate	2023 Proforma		2023 Proforma Personal Time Payout	Total Rate Period Pay (adjusted)	Total Proforma Pay	GL Coding	Pro-Forma Raise Adjust	Normalizing Wage Ajustments
						2023 Proforma Regular Pay	2023 Proforma OT						
[Redacted Content]													



[links have been broken to the source file to maintain data integrity.](#)


Wage Allocation Into 2032


Name	Job	2032 Allocation %	Allocation of Test Period Wages	Allocation of Pro Forma Raise Adjustment




Waste Control  
Allocators for Regulated, Non-Regulated and by Line of Business  
Test Year Ended October 31, 2022

[Link within this workbook](#)





Public Co		LURITO - GALLAGHER FORMULA MODEL 2018 V5.zc			Public Co	
Line No.	(a)	(b)	(c)	(d)	(e)	(f)
		Historical	Revenue Change	Proforma	Add: Revenue Sensitive Taxes	Revenue Requirement
1	Operating Revenue	5,530,747	569,785	6,100,532	15,878	6,116,411
2	Operating Expenses	5,520,829		5,520,829	15,878	5,536,707
3	Operating Income	9,918		579,703		\$579,703
4						
5	Interest Expense	45,999		45,999		45,999
6	Income Tax Expense			112,078		112,078
7						
8	Net Income			421,627		421,627
9						
10	Operating Ratio	99.82%		90.50%		90.52%
11						
12	<b>Revenue Requirement</b>					
13	Historical Revenue	5,530,747		Revenue Increase before taxes		569,785
14	Rate Increase	585,664		Rev Sensitive Taxes		15,878
15	<b>Revenue Requirement</b>	<b>6,116,411</b>		<b>Rate Increase</b>		<b>585,664</b>
16		Percent Increase	<b>10.59%</b>			
17						
18	<b>Capital Structure Financing Investment</b>			<b>Financing Cost</b>		
19	Type	Percent	Amount	Cost of Capital	Weighted	Amount
20	Equity	58.09%	1,976,048	21.34%	12.39%	421,627
21	Debt	41.91%	1,425,910	3.23%	1.35%	45,999
22	Total	100.00%	3,401,958		13.75%	467,625
23						
24						
25	<b>Operating Statistics</b>		<b>Before</b>	<b>After</b>		
26			<b>Income Tax</b>	<b>Income Tax</b>		
27	Return on Investment		17.04%	13.75%		
28	Return on Equity		27.01%	21.34%		
29	Operating Ratio		90.50%	90.52%		
30	Profit Margin		9.50%	9.50%		
31	Final turnover		1.80	1.80		
32	Tax Rate		21.00%	21.00%		
33						
34						
35	<b>Revenue Sensitive Taxes Charges</b>					
36			<b>Rate</b>	<b>Taxes</b>		
37	B & O Tax		1.750%	11,322		
38	WUTC Fee		0.510%	3,300		
39	City Tax		0.000%	-		
40	Bad Debts		0.194%	1,256		
41	Revenue Sensitive		2.454%	15,878		
42						
43	Conversion Factor		88.07%			



	(drill)	(drill)	(drill)	(drill)	(drill)	(drill)	(drill)	Change from Prior Period
	From Epicor - Current Mth Actual BS				Three Month BS Trend (from Epicor)			
	Current Mth				Aug-22	Sep-22	Total Oct-22	
Posted	Unposted	Staged	Total					
10050	US Bank Depository Account							
10054	US Bank Lockbox							
10055	Bank of America Depository							
10061	Local Depository							
10063	Wells Fargo Depository Account							
10091	Pay Lockbox Clearing							
10092	Pay							
10093	Pay IC - KUBRA Payments							
10095	Pay ICT Inter District Receipts							
10096	Refunds - Customer							
10097	EFT Pymt Clearing							
10098	Credit Card Pymt Clearing							
10099	Check & Cash Pymt Clearing							
	Cash							
11501	Trade A/R Desert Micro							
11502	Trade A/R Desert Micro Receipts							
11510	Unbilled Trade A/R							
11511	Other Trade A/R							
11599	A/R Refund Clearing Acct							
11701	Employee A/R							
11800	Other A/R							
11901	Provision for Bad Debts							
11902	Bad Debt Write Offs							
11903	Bad Debt Collected							
	A/R							
12001	Inventory Parts							
12003	Inventory Oil and Lube							
12004	Inventory Container							
	Inventory							
13001	Prepaid Licenses and Permits							
13002	Prepaid Insurance							
13003	Prepaid Vehicle Use Tax							
13004	Prepaid Property Tax							
13008	Prepaid Other							
	Prepays							
	Curr Deferred							
	<b>Current Assets</b>							
14002	Acquisition Land							
14011	Cap Ex Land Improvement							
14016	Depre Expense Land Improv							
14031	Cap Ex Heavy Equipment							
14036	Depre Exp Heavy Equipment							
14041	Cap Ex Trucks							
14042	Acquisitions Trucks							
14043	Transfer/Reclass Trucks							
14046	Depre Exp Trucks							
14047	Transfer/Reclass Trucks							
14051	Cap Ex Container							
14052	Acquisition Container							
14053	Transfer/Reclass Container							
14054	Sale/Disposition Container							
14056	Depre Exp Container							
14057	Transfer/Reclass AD Container							
14058	Sale/Disposition AD Container							
14071	Cap Ex Shop Equipment							
14072	Acquisition Shop Equipment							
14073	Transfer/Reclass Shop Equipment							
14076	Depre Exp Shop Equipment							
14077	Transfer/Reclass AD Shop Equipment							
14082	Acquisition Building							
14086	Depre Exp Building							
14101	Cap Ex Office Equipment							
14102	Acquisition Office Equipment							
14106	Depre Exp Office Equipment							
14111	Cap Ex Computer Equipment							
14116	Depre Exp Computer Equipment							
14121	Cap Ex Accruals							
14201	Cap Ex Construction in Process							
	Fixed Assets							


	(drill)	(drill)	(drill)	(drill)	(drill)	(drill)	(drill)	
	From Epicor - Current Mth Actual BS				Three Month BS Trend (from Epicor)			
	Current Mth			Total	Aug-22	Sep-22	Total Oct-22	Change from Prior Period
	Posted	Unposted	Staged					
Notes Rec.								
14302 Acquisition Operating Lease ROU								
14305 Operating Lease Depreciation								
Lease Assets								
15111 Acquisition Goodwill								
Goodwill								
15221 Acquisition Customer List								
15226 Amort Expense Customer List								
15251 Acquisition Long Term Contracts								
15256 Amort Expense Long Term Contracts								
15261 Acquisition Indefinite Lived Intangibles								
Intangibles								
Deposits								
Restricted Cash								
Restricted Investments								
Other Assets								
LOC Loan Fees								
17100 Intercompany Corporate								
18100 Investment Corporate								
Intercompany								
<b>Total Assets</b>								
ST Contingent								
Curr Portion LTD								
20120 AP - Accrued								
20121 AP - Accrued CAPEX								
20123 AP - Accrued Procurement Card								
20140 AP - Sales Tax								
20170 AP - Other								
20175 Pass Thru Taxes								
20178 WUTC Tax Payable								
20180 AP - Other Taxes								
A/P								
20300 Unearned Revenue								
Unearned Rev								
20315 Accrued Liabilities Income Taxes								
20320 Accrued Liabilities Wages Commissions								
20321 Vacation Accrual								
20340 Accrued Liabilities Safety Bonus								
20351 Accrued Liabilities Ins. - Workers Comp								
20360 Accrued Liabilities - Property Tax								
20396 Accrued Liabilities - Unclaimed Property								
20397 Accrued Liabilities - UP Tracker								
Accrued Liab								
<b>Current Liab</b>								
LTD								
Overdraft								
Other LTD								
LT Contingent								
Deferred Taxes								



	From Epicor - Current Mth Actual BS				Three Month BS Trend (from Epicor)			Change from Prior Period
	(drill)	(drill)	(drill)	(drill)	(drill)	(drill)	(drill)	
	Current Mth			Total	Aug-22	Sep-22	Total Oct-22	
	Posted	Unposted	Staged					
Minority Int								
Loan Fees								
<b>Total Liabilities</b>								
Common Stock								
Other Equity								
Deferred Comp								
Unrealized Swap Val								
APIC								
Treasury								
Cumulative translation adjustment								
29100 Retained Earnings								
Retained Earnings								
<b>Retained Earnings</b>								
<b>Total Liab &amp; Equity</b>								
BS Balance								
20652 ST Operating Lease Payment								
20655 Accretion on ST Operating Lease								
20657 Acq ST Operating Lease Liability								
20658 Operating Lease ST LT Reclass								
21657 Acq LT Operating Lease Liability								
21658 LT Operating Lease ST LT Reclass								
Data Not Included								


(drill) (drill) (drill) (drill) (drill) (drill) (drill)

- 10050 US Bank Depository Account
- 10053 RMO Paymets
- 10054 US Bank Lockbox
- 10055 Bank of America Depository
- 10061 Local Depository
- 10091 Pay Lockbox Clearing
- 10092 Pay
- 10093 Pay IC - KUBRA Payments
- 10095 Pay ICT Inter District Receipts
- 10096 Refunds - Customer
- 10098 Credit Card Pymt Clearing
- 10099 Check & Cash Pymt Clearing
- Cash
- 11501 Trade A/R Desert Micro
- 11502 Trade A/R Desert Micro Receipts
- 11510 Unbilled Trade A/R
- 11511 Other Trade A/R
- 11701 Employee A/R
- 11901 Provision for Bad Debts
- 11902 Bad Debt Write Offs
- 11903 Bad Debt Collected
- A/R
- 12001 Inventory Parts
- 12003 Inventory Oil and Lube
- 12004 Inventory Container
- 12005 Inventory Tires
- Inventory
- 13001 Prepaid Licenses and Permits
- 13002 Prepaid Insurance
- 13003 Prepaid Vehicle Use Tax
- 13004 Prepaid Property Tax
- 13008 Prepaid Other
- Prepays
- Curr Deferred
- Current Assets**
- 14002 Acquisition Land
- 14031 Cap Ex Heavy Equipment
- 14036 Depre Exp Heavy Equipment
- 14041 Cap Ex Trucks
- 14042 Acquisitions Trucks
- 14043 Transfer/Reclass Trucks
- 14046 Depre Exp Trucks
- 14047 Transfer/Reclass Trucks
- 14051 Cap Ex Container
- 14052 Acquisition Container
- 14053 Transfer/Reclass Container
- 14054 Sale/Disposition Container
- 14056 Depre Exp Container
- 14057 Transfer/Reclass AD Container
- 14058 Sale/Disposition AD Container
- 14071 Cap Ex Shop Equipment
- 14072 Acquisition Shop Equipment
- 14073 Transfer/Reclass Shop Equipment
- 14076 Depre Exp Shop Equipment
- 14077 Transfer/Reclass AD Shop Equipment
- 14082 Acquisition Building
- 14086 Depre Exp Building
- 14101 Cap Ex Office Equipment
- 14102 Acquisition Office Equipment
- 14106 Depre Exp Office Equipment
- 14111 Cap Ex Computer Equipment
- 14116 Depre Exp Computer Equipment
- 14121 Cap Ex Accruals
- 14201 Cap Ex Construction in Process
- Fixed Assets
- Notes Rec.
- 14302 Acquisition Operating Lease ROU
- 14305 Operating Lease Depreciation



(drill) (drill) (drill) (drill) (drill) (drill) (drill)

Lease Assets  
15111 Acquisition Goodwill  
Goodwill  
15221 Acquisition Customer List  
15226 Amort Expense Customer List  
15251 Acquisition Long Term Contracts  
15256 Amort Expense Long Term Contracts  
15261 Acquisition Indefinite Lived Intangibles  
Intangibles  
Deposits  
Restricted Cash  
Restricted Investments  
Other Assets  
LOC Loan Fees  
17100 Intercompany Corporate  
18100 Investment Corporate  
Intercompany  
**Total Assets**  
ST Contingent  
Curr Portion LTD  
20120 AP - Accrued  
20121 AP - Accrued CAPEX  
20123 AP - Accrued Procurement Card  
20140 AP - Sales Tax  
20170 AP - Other  
20175 Pass Thru Taxes  
20177 AP - Franchise Tax Payable  
20178 WUTC Tax Payable  
20180 AP - Other Taxes  
A/P  
20300 Unearned Revenue  
Unearned Rev  
20320 Accrued Liabilities Wages Commissions  
20321 Vacation Accrual  
20340 Accrued Liabilities Safety Bonus  
20351 Accrued Liabilities Ins. - Workers Comp  
20360 Accrued Liabilities - Property Tax  
20396 Accrued Liabilities - Unclaimed Property  
20397 Accrued Liabilities - UP Tracker  
Accrued Liab  
**Current Liab**  
LTD  
Overdraft  
Other LTD  
LT Contingent  
Deferred Taxes  
Minority Int  
Loan Fees



(drill) (drill) (drill) (drill) (drill) (drill)

**Total Liabilities**

Common Stock

Other Equity

Deferred Comp

Unrealized Swap Val

APIC

Treasury

Cumulative translation adjustment

29100 Retained Earnings

Retained Earnings

**Retained Earnings**

**Total Liab & Equity**

BS Balance

20651 ST Operating Lease Liability

20652 ST Operating Lease Payment

20655 Accretion on ST Operating Lease

20657 Acq ST Operating Lease Liability


20658 Operating Lease ST LT Reclass

21651 LT Operating Lease Liability

21657 Acq LT Operating Lease Liability

21658 LT Operating Lease ST LT Reclass

Data Not Included



Date Range: From: 2021-11  
To: 2022-10

Other Criteria  
Districts: 2032  
Accts: 41201  
System:  
Subsystem:  
Vendor Code:  
Amount From:  
Amount To:  
Posting: All

Total of Entries: 524,702.44 0.00 \*astd: P = Posted, U = Unposted, S = Scaled, C/D = IC Unposted, -1 = Hanaine out there.  
Num of Entries Shown: 147 147 \*records limit: 10000

NOTE: Ctrl+Shift+J to pull data

Date f

Total of Entries: 53,189.67 0.00 \*pstd: P = Posted, U = Unposted, S = Staged, C:0 = I/C Unposted, -1 = Hanging out there.  
Num of Entries Shown: 45 45 \*records limit: 10000

Full Account	Date	Amount USD	Amount CAD	Nat Currency	Journal Control Num

Date Range:  
From: 2021-11  
To: 2022-10

Districts: 2031  
Accts: 57147  
System:  
Subsystem:

Total of Entries: 96,573.21 0.00 \*pstd: P = Posted, U = Unposted, S = Staged, C:0 = I/C Unposted, -1 = Hanging out there.  
Num of Entries Shown: 417 417 \*records limit: 10000


Full Account	Date	Amount USD	Amount CAD	Nat Currency	Journal Control Num	Pstd*	Journal Description	User	R/Type	Vendor Code	One Time Vendor

<b>Date Range:</b>		<b>Other Criteria</b>	
From: 2021-11	Districts: 2032	Vendor Code:	
To: 2022-10	Accts: 57147	Amount From:	
	System:	Amount To:	
	Subsystem:	Posting: All	

Total of Entries: 92,146.10 0.00  
Num of Entries Shown: 147  
\*psid: P = Posted, U = Unposted, S = Staged, C:0 = I/C Unposted, -1 = Hanging out there.  
\*records limit: 10000

Full Account	Date	Amount USD	Amount CAD	Nat Currency	Journal Control Num	Pstcd*	Journal Description	User	R/Type	Vendor Code	One Time Vendor	Further Description	Date Doc	Doc Desc	Doc Ctrl Num





Date Range: From: 2021-11 To: 2022-10

Other Criteria: Districts: 2031 Vendor Code: Amount From: Accts: 07357 Amount To: System: Subsystem: Posting: All

Total of Entries: 4,884.76 0.00 \*stat: P = Posted, U = Unposted, S = Staged, C/D = IC Unposted, -1 = Handing out there.  
Num of Entries Shown: 21 21 \*records limit: 10000

Full Account	Date	Amount USD	Amount CAD	Net Currency	Journal Control Num	Posted	Journal Description	User	R/Type	Vendor Code	One Time Vendor	Further Description	Date Doc	Doc Desc	Doc Ctrl Num
--------------	------	------------	------------	--------------	---------------------	--------	---------------------	------	--------	-------------	-----------------	---------------------	----------	----------	--------------

NOTE: Ctrl+Shift+J to pull data

Date Range:

From: 2020-06  
To: 2021-05

Other Criteria

Districts: 2032  
Accts: 70195  
System:  
Subsystem:

Vendor Code:  
Amount From:  
Amount To:  
Posting:

Total of Entries: 4,206.16 0.00 \*pst'd: P = Posted, U = Unposted, S = Staged, C:0 = I/C Unposted, -1 = Hanging out there.  
Num of Entries Shown: 13 13 \*records limit: 10000

Full Account	Date	Amount USD	Amount CAD	Nat Currency	Journal Control Num	Psted*	Journal Description	User	R/Type	Vendor Code	One Time Vendor	Further Description	Date Doc
--------------	------	------------	------------	--------------	---------------------	--------	---------------------	------	--------	-------------	-----------------	---------------------	----------

[REDACTED CONTENT]													
--------------------	--	--	--	--	--	--	--	--	--	--	--	--	--

NOTE: Ctrl+Shift+J to pull data

TEXT IN RED BOX CONFIDENTIAL PER WAC 480-07-160

Date Range:	
From:	2021-11
To:	2022-10

Other Criteria			
Districts:	2032	Vendor Code:	
Accts:	70310	Amount From:	
System:		Amount To:	
Subsystem:		Posting:	All


Total of Entries: 42,300.90 0.00 \*pstid: P = Posted, U = Unposted, S = Staged, C:0 = I/C Unposted, -1 = Hanging out there.  
Num of Entries Shown: 15 15 \*records limit: 10000

Full Account	Date	Amount USD	Amount CAD	Nat Currency	Journal Control Num	Psted*	Journal Description	User	R/Type	Vendor Code	One Time Vendor	Further Description	Date Doc	Doc Desc	Doc Ctrl Num
--------------	------	------------	------------	--------------	---------------------	--------	---------------------	------	--------	-------------	-----------------	---------------------	----------	----------	--------------

--	--	--	--	--	--	--	--	--	--	--	--	--	--	--	--

	YTD 10 2022 Actual	Adjustments	Adjusted Total
50086 Safety and Training			
51260 Depreciation			
52090 Uniforms			
52120 Parts and Materials			
56037 Termination Pay			
57255 Other Prof Fees			
57260 Depreciation			
59271 Property and Liability Insurance			
59331 RM Fixed Costs			
59340 Self Insurance Premium			
70010 Salaries			
70015 Deferred Comp Earnings			
70020 Wages Regular			
70025 Wages O.T.			
70030 Corp Allocated Bonus			
70036 Other Bonus/Commission - Non-Safety			
70037 Termination Pay			
70045 Contract Labor			
70050 Payroll Taxes			
70060 Group Insurance			
70065 Vacation Pay			
70070 Sick Pay			
70086 Safety and Training			
70090 WCN Training			
70095 Empl & Commun Activ			
70105 Employee Relocation			
70106 Corporate Office Relocation			
70110 Contributions			
70112 Political Contributions			
70116 Pension and Profit Sharing			
70120 Plane Parts & Materials			
70142 Fuel Expense			
70145 Outside Repairs			
70146 Aircraft Lubricants & Consumables			
70147 Bldg & Property Maint			
70165 Communications			
70167 Cellular Telephone			
70170 Real Estate Rentals			
70175 Equip/Vehicle Rental			
70185 Postage			
70190 Registration Fees			
70195 Dues and Subscriptions			
70196 Club Dues			
70200 Travel			
70201 Entertainment			
70202 Excursions Meetings			
70203 Lodging			

	YTD 10 2022 Actual	Adjustments	Adjusted Total
70205	Travel - Auto		
70206	Meals		
70210	Office Supplies and Equip		
70214	Credit Card Fees		
70215	Bank Charges		
70216	Outside Storages		
70230	External Recruiter Fees		
70231	Recruitment Advertising & Expenses		
70232	Recruitment Travel Expenses		
70235	Legal		
70240	Accounting Professional Fees		
70245	Payroll Processing Fees		
70250	Acquisition Cost Write Off		
70255	Other Prof Fees		
70260	Depreciation		
70271	Property and Liability Insurance		
70273	Directors and Officers Insurance		
70275	Property Taxes		
70300	Data Processing		
70301	Computer Software		
70302	Computer Supplies		
70324	Penalties and Violations		
70345	Security Services		
70357	Permits		
70371	Board of Directors Fees		
70372	Board of Directors Expense Report		
70475	Trade Shows		
	Total expenses		
3*,13*9	Total eliminated revenues		
3*	Gross Revenue before eliminations		
	Total eligible allocation rate		





Waste Connections, Inc.  
IS 210 - PL Review  
2022-10

Districts/Grouping: 2000 Exclude IC:  
System:

	Nov-21	Dec-21	Jan-22	Feb-22	Mar-22	Apr-22	May-22	Jun-22	Jul-22	Aug-22	Sep-22	Oct-22	Total	Waste Control Allocation
70036 Other Bonus/Commission - Non-Safety														
70086 Safety and Training														
70090 WCN Training														
70095 Empl & Commun Activ														
70110 Contributions														
70147 Bldg & Property Maint														
70165 Communications														
70167 Cellular Telephone														
70170 Qualifying Operating Lease Expense														
70171 Variable Qualifying Lease Expense														
70185 Postage														
70190 Registration Fees														
70195 Dues and Subscriptions														
70200 Travel														
70201 Entertainment														
70202 Excursions Meetings														
70203 Lodging														
70205 Travel - Auto														
70206 Meals														
70207 Meals with Customers														
70210 Office Supplies and Equip														
70214 Credit Card Fees														
70215 Bank Charges														
70216 Outside Storages														
70225 Advertising and Promotions														
70230 External Recruiter Fees														
70231 Recruitment Advertising & Expenses														
70232 Recruitment Travel Expenses														
70255 Other Prof Fees														
70275 Property Taxes														
70301 Computer Software														
70302 Computer Supplies														
70303 Software License Fees														
70320 Credit and Collection														
70326 Deductible Current Year														
70330 Equipment/Truck Rodeo														
70336 Coffee Bar														
70902 Visual Lease Clearing Account														
G&A														

**Waste Connections, Inc.**  
**IS 210 - PL Review**  
**2022-10**

	Adjust Out Unallowable	Adjusted Region OH Allocation
70036 Other Bonus/Commission - Non-Safety		
70086 Safety and Training		
70090 WCN Training		
70095 Empl & Commun Activ		
70110 Contributions		
70147 Bldg & Property Maint		
70165 Communications		
70167 Cellular Telephone		
70170 Qualifying Operating Lease Expense		
70171 Variable Qualifying Lease Expense		
70185 Postage		
70190 Registration Fees		
70195 Dues and Subscriptions		
70200 Travel		
70201 Entertainment		
70202 Excursions Meetings		
70203 Lodging		
70205 Travel - Auto		
70206 Meals		
70207 Meals with Customers		
70210 Office Supplies and Equip		
70214 Credit Card Fees		
70215 Bank Charges		
70216 Outside Storages		
70225 Advertising and Promotions		
70230 External Recruiter Fees		
70231 Recruitment Advertising & Expenses		
70232 Recruitment Travel Expenses		
70255 Other Prof Fees		
70275 Property Taxes		
70301 Computer Software		
70302 Computer Supplies		
70303 Software License Fees		
70320 Credit and Collection		
70326 Deductible Current Year		
70330 Equipment/Truck Rodeo		
70336 Coffee Bar		
70902 Visual Lease Clearing Account		
G&A		



**Waste Connections, Inc.**  
**IS 210 - PL Review**  
**2022-10**

- 70036 Other Bonus/Commission - Non-Safety
- 70086 Safety and Training
- 70090 WCN Training
- 70095 Empl & Commun Activ
- 70110 Contributions
- 70147 Bldg & Property Maint
- 70165 Communications
- 70167 Cellular Telephone
- 70170 Qualifying Operating Lease Expense
- 70171 Variable Qualifying Lease Expense
- 70185 Postage
- 70190 Registration Fees
- 70195 Dues and Subscriptions
- 70200 Travel
- 70201 Entertainment
- 70202 Excursions Meetings
- 70203 Lodging
- 70205 Travel - Auto
- 70206 Meals
- 70207 Meals with Customers
- 70210 Office Supplies and Equip
- 70214 Credit Card Fees
- 70215 Bank Charges
- 70216 Outside Storages
- 70225 Advertising and Promotions
- 70230 External Recruiter Fees
- 70231 Recruitment Advertising & Expenses
- 70232 Recruitment Travel Expenses
- 70255 Other Prof Fees
- 70275 Property Taxes
- 70301 Computer Software
- 70302 Computer Supplies
- 70303 Software License Fees
- 70320 Credit and Collection
- 70326 Deductible Current Year
- 70330 Equipment/Truck Rodeo
- 70336 Coffee Bar
- 70902 Visual Lease Clearing Account

G&A



Waste Connections, Inc.  
IS 210 - PL Review  
2022-10



WASTE CONNECTIONS, INC.  
CONSOLIDATED BALANCE SHEETS  
(IN THOUSANDS OF U.S. DOLLARS, EXCEPT SHARE AND PER SHARE AMOUNTS)

	December 31,	
	2021	2020
<b>ASSETS</b>		
Current assets:		
Cash and equivalents	\$ 147,441	\$ 617,294
Accounts receivable, net of allowance for credit losses of \$18,480 and \$19,380 at December 31, 2021 and 2020, respectively	709,614	630,264
Prepaid expenses and other current assets	175,722	160,714
Total current assets	1,032,777	1,408,272
Restricted cash	72,174	97,095
Restricted investments	59,014	57,516
Property and equipment, net	5,721,949	5,284,506
Operating lease right-of-use assets	160,567	170,923
Goodwill	6,187,643	5,726,650
Intangible assets, net	1,350,597	1,155,079
Other assets, net	115,203	92,323
Total assets	<u>\$ 14,699,924</u>	<u>\$ 13,992,364</u>
<b>LIABILITIES AND EQUITY</b>		
Current liabilities:		
Accounts payable	\$ 392,868	\$ 290,820
Book overdraft	16,721	17,079
Deferred revenue	273,720	233,596
Accrued liabilities	442,596	404,923
Current portion of operating lease liabilities	38,017	30,671
Current portion of contingent consideration	62,804	43,297
Current portion of long-term debt and notes payable	6,020	8,268
Total current liabilities	1,232,746	1,028,654
Long-term portion of debt and notes payable	5,040,500	4,708,678
Long-term portion of operating lease liabilities	129,628	147,223
Long-term portion of contingent consideration	31,504	28,439
Deferred income taxes	850,921	760,044
Other long-term liabilities	421,080	455,888
Total liabilities	7,706,379	7,128,926
Commitments and contingencies (Note 13)		
Equity:		
Common shares: 260,283,158 shares issued and 260,212,496 shares outstanding at December 31, 2021; 262,899,174 shares issued and 262,824,990 shares outstanding at December 31, 2020	3,693,027	4,030,368
Additional paid-in capital	199,482	170,555
Accumulated other comprehensive income (loss)	39,584	(651)
Treasury shares: 70,662 and 74,184 shares at December 31, 2021 and 2020, respectively	—	—
Retained earnings	3,056,845	2,659,001
Total Waste Connections' equity	6,988,938	6,859,273
Noncontrolling interest in subsidiaries	4,607	4,165
Total equity	6,993,545	6,863,438
	<u>\$ 14,699,924</u>	<u>\$ 13,992,364</u>

WASTE CONNECTIONS, INC.  
CONSOLIDATED STATEMENTS OF NET INCOME  
(IN THOUSANDS OF U.S. DOLLARS, EXCEPT SHARE AND PER SHARE AMOUNTS)

	Years Ended December 31,		
	2021	2020	2019
Revenues	\$ 6,151,361	\$ 5,445,990	\$ 5,388,679
Operating expenses:			
Cost of operations	3,654,074	3,276,808	3,198,757
Selling, general and administrative	612,337	537,632	546,278
Depreciation	673,730	621,102	618,396
Amortization of intangibles	139,279	131,302	125,522
Impairments and other operating items	32,316	466,718	61,948
Operating income	1,039,625	412,428	837,778
Interest expense	(162,796)	(162,375)	(147,368)
Interest income	2,916	5,253	9,777
Other income (expense), net	6,285	(1,392)	5,704
Loss on early extinguishment of debt	(115,288)	—	—
Income before income tax provision	770,742	253,914	705,891
Income tax provision	(152,253)	(49,922)	(139,210)
Net income	618,489	203,992	566,681
Plus (less): Net loss (income) attributable to noncontrolling interests	(442)	685	160
Net income attributable to Waste Connections	<u>\$ 618,047</u>	<u>\$ 204,677</u>	<u>\$ 566,841</u>
Earnings per common share attributable to Waste Connections' common shareholders:			
Basic	\$ 2.37	\$ 0.78	\$ 2.15
Diluted	<u>\$ 2.36</u>	<u>\$ 0.78</u>	<u>\$ 2.14</u>
Shares used in the per share calculations:			
Basic	261,166,723	263,189,699	263,792,693
Diluted	<u>261,728,470</u>	<u>263,687,539</u>	<u>264,526,561</u>
Cash dividends per common share	<u>\$ 0.845</u>	<u>\$ 0.760</u>	<u>\$ 0.665</u>

The accompanying notes are an integral part of these consolidated financial statements.

