

Waste Connections of Washington, G-253
 Income Statement
 2022-03

Districts/Grouping: 2010 Exclude IC:
 System:

TEXT IN RED BOX CONFIDENTIAL PER WAC 480-07-160

	Apr-21	May-21	Jun-21	Jul-21	Aug-21	Sep-21	Oct-21	Nov-21	Dec-21	Jan-22	Feb-22	Mar-22	Total
98501 Days - Weekdays	22	21	22	22	22	22	21	22	23	21	20	23	261
31000 Hauling Revenue - Roll Off Permanent													
31004 Hauling Revenue - Roll Off Recycling													
31005 Hauling Revenue - Roll Off Disposal Chg													
31009 Hauling Revenue - Roll Off Intercompany													
31010 Hauling Revenue - Roll Off Extras													
32000 Hauling Revenue - Residential MSW													
32001 Hauling Revenue - Residential MSW Extras													
32100 Hauling Revenue - Residential Recycling													
32110 Hauling Revenue - Residential Composting													
32111 Hauling Revenue - Residential Composting													
33000 Hauling Revenue - Commercial FEL													
33001 Hauling Revenue - Commercial FEL Extras													
33020 Hauling Revenue - Commercial Recycling F													
33021 Hauling Revenue - Commercial Recycling F													
33031 Hauling Revenue - Commercial Recycling R													
Hauling Revenue													
Transfer and MRF													
35514 Proceeds - Dirty Aluminum													
35519 Proceeds - Intercompany Material Sales													
35566 Proceeds - Sorted Office Paper													
35571 Proceeds - Ferrous Metal													
Recycling Proceeds													
Landfill Revenue													
Intermodal													
38000 Other Revenue													
38001 P-Card Rebate Revenue													
Other Revenue													
Revenue													
40101 Disposal Landfill													
40109 Disposal Landfill Intercompany													
40139 Disposal Transfer Station Intercompany													
Disposal													
40869 Processing Fees MRF Intercompany													
MRF Processing													
41121 Brokerage Cost													
41201 Taxes and Fees													
43001 LF Taxes and Fees													
43002 WUTC Taxes													
Brok. and Taxes													
Cost of Materials													
Other Expense													
Rev Reductions													
Net Revenue													
50020 Wages Regular													
50025 Wages O.T.													
50035 Safety Bonuses													
50036 Other Bonus/Commission - Non-Safety													
50045 Contract Labor													
50050 Payroll Taxes													
50060 Group Insurance													
50065 Vacation Pay													

Waste Connections of Washington, G-253
 Income Statement
 2022-03

Districts/Grouping: 3010 Exclude IC:
 System:

TEXT IN RED BOX CONFIDENTIAL PER WAC 480-07-160

	Apr-21	May-21	Jun-21	Jul-21	Aug-21	Sep-21	Oct-21	Nov-21	Dec-21	Jan-22	Feb-22	Mar-22	Total
98501 Days - Weekdays	22	21	22	22	22	22	21	22	23	21	20	23	261
50070 Sick Pay													
50086 Safety and Training													
50090 Uniforms													
50115 Pension and Profit Sharing													
50116 Union Benefit Expense													
50117 Union Pension													
50900 Driver Travel													
Labor													
51295 Licenses													
Truck Fixed													
52010 Salaries													
52020 Wages Regular													
52025 Wages O.T.													
52035 Safety Bonuses													
52036 Other Bonus/Commission - Non-Safety													
52050 Payroll Taxes													
52060 Group Insurance													
52065 Vacation Pay													
52070 Sick Pay													
52086 Safety and Training													
52090 Uniforms													
52115 Pension and Profit Sharing													
52116 Union Benefit Expense													
52117 Union Pension													
52120 Parts and Materials													
52125 Operating Supplies													
52135 Equipment and Maint Repair													
52140 Tires													
52142 Fuel Expense													
52143 CNG Fuel													
52144 Urea Additive Expense													
52146 Oil and Grease													
52147 Outside Repairs													
52150 Utilities													
52165 Communications													
52175 Equip/Vehicle Rental													
52181 Freight													
52182 Towing Expense													
52185 Travel													
52200 Office Supply and Equip													
52900 Capitalized Costs													
52901 Costs Awaiting Capitalization													
Truck Variable													
55020 Wages Regular													
55025 Wages O.T.													
55035 Safety Bonuses													
55036 Other Bonus/Commission - Non-Safety													
55050 Payroll Taxes													
55060 Group Insurance													
55065 Vacation Pay													
55070 Sick Pay													
55086 Safety and Training													
55090 Uniforms													
55115 Pension and Profit Sharing													
55120 Parts and Materials													
55125 Operating Supplies													
55135 Equipment and Maint Repair													
55146 Oil and Grease													
55150 Utilities													
Container Exp													
56010 Salaries													
56036 Other Bonus/Commission - Non-Safety													
56050 Payroll Taxes													
56060 Group Insurance													
56090 Uniforms													
56115 Pension and Profit Sharing													
56125 Operating Supplies													
56165 Communications													
56201 Meals and Entertainment													
56210 Office Supply and Equip													
Superv. Ex													
57125 Operating Supplies													

Waste Connections of Washington, G-253
 Income Statement
 2022-03

Districts/Grouping: 2010 Exclude IC:
 System:

TEXT IN RED BOX CONFIDENTIAL PER WAC 480-07-160

	Apr-21	May-21	Jun-21	Jul-21	Aug-21	Sep-21	Oct-21	Nov-21	Dec-21	Jan-22	Feb-22	Mar-22	Total
98501 Days - Weekdays	22	21	22	22	22	22	21	22	23	21	20	23	261
57147 Bldg & Property													
57150 Utilities													
57165 Communications													
57170 Qualifying Operating Lease Expense													
57171 Variable Qualifying Lease Expense													
57254 Drive Cam & Routing SW Fees													
57255 Other Prof Fees													
57275 Property Taxes													
57280 Other Taxes													
57353 Monitoring and Maint													
57357 Permits													
57370 Bonds Expense													
Other Operating													
Closure Exp													
59271 Property and Liability Insurance													
59340 Self Insurance Premium													
59341 A&L - Current Year Claims													
59342 A&L - Prior Year Claims													
59343 WC - Current Year Claims													
59344 WC - Prior Year Claims													
59500 Workers Comp Prem													
Insurance Exp													
91010 Gain/Loss on Sale of Asset													
G/L on Ops													
Cost of Ops													
Gross Profit													
60010 Salaries													
60030 Bonuses and Commissions													
60050 Payroll Taxes													
60060 Group Insurance													
60116 Pension and Profit Sharing													
60200 Travel													
60201 Entertainment													
60205 Travel - Auto													
60206 Meals													
60207 Meals with Customers													
60210 Office Supplies and Equip													
60225 Advertising and Promotions													
Sales Exp													
70010 Salaries													
70020 Wages Regular													
70025 Wages O.T.													
70035 Safety Bonuses													
70036 Other Bonus/Commission - Non-Safety													
70045 Contract Labor													
70050 Payroll Taxes													
70060 Group Insurance													
70065 Vacation Pay													
70070 Sick Pay													
70086 Safety and Training													
70090 WCN Training													
70095 Empl & Commun Activ													
70105 Employee Relocation													
70110 Contributions													
70112 Political Contributions													
70116 Pension and Profit Sharing													
70147 Bldg & Property Maint													
70148 Allocated Exp In - District													
70150 Utilities													
70165 Communications													
70167 Cellular Telephone													
70175 Non-Qualifying Operating Lease Expense													
70185 Postage													
70190 Registration Fees													
70195 Dues and Subscriptions													
70200 Travel													
70201 Entertainment													
70202 Excursions Meetings													
70203 Lodging													
70205 Travel - Auto													
70206 Meals													

Waste Connections of Washington, G-253
 Income Statement
 2022-03

Districts/Grouping: 2010 Exclude IC:
 System:

TEXT IN RED BOX CONFIDENTIAL PER WAC 480-07-160

	Apr-21	May-21	Jun-21	Jul-21	Aug-21	Sep-21	Oct-21	Nov-21	Dec-21	Jan-22	Feb-22	Mar-22	Total
98501 Days - Weekdays	22	21	22	22	22	22	21	22	23	21	20	23	261
70207 Meals with Customers													
70210 Office Supplies and Equip													
70214 Credit Card Fees													
70215 Bank Charges													
70216 Outside Storages													
70220 Sponsorships													
70225 Advertising and Promotions													
70235 Legal													
70255 Other Prof Fees													
70275 Property Taxes													
70300 Data Processing													
70301 Computer Software													
70302 Computer Supplies													
70303 Software License Fees													
70310 Bad Debt Provision													
70320 Credit and Collection													
70335 Miscellaneous													
70345 Security Services													
70902 Visual Lease Clearing Account													
G&A													
70149 Corporate Overhead Allocation In													
Corp Overhead													
Total SG&A													
EBITDA													
Watch list EBITDA													
51260 Depreciation													
54260 Depreciation													
57260 Depreciation													
70260 Depreciation													
Depreciation													
Airspace Amort													
Intangible Amort													
Total DDA													
EBIT From Ops													
80020 Entity interest expense													
Interest Exp													
Interest Income													
Other Inc/Exp													
NI b/ Taxes & Extra													
Extra. Items													
NI b/ Taxes													
Taxes													
Net Income													
Non Controlling Int													
Net Income Attrib													
Data Not Included													

Waste Connections of Washington, G-253
 Income Statement, Restate Adj's, Pro form Adj's, and Allocations
 Test Year Ended March 31, 2022

1 2 3 4 5 6 7 8 9 11 12 13 14 15

Abbreviations	Regulated	Non-Reg	Total
Driver Hours DH			
Revenue REV			
Customers CUST			
BILLED CUST			
COMM CONT			
CONT CUST			
Actual ACT			

USOA #	GL Code	Description	Allocator	Per IS As Booked 2010	Restating Adjustments 2010	Adjusted Total 2010	Pro forma Adjustments 2010	Automation Adjustments 2010	Final Total 2010	Regulated	Non-Regulated	Total Allocated	Check
Revenue													
	32000	Residential											-
	32100	Recycling											-
	32110	Yard Waste											-
	31110	Commercial											-
	31000	Drop Box											-
	31009	Drop Box Intercompany											-
	31004	Drop Box Recycling											-
	31005	Pass Thru											-
	33020	Commercial Recycling											-
		Total Hauling Revenue											-
		<i>Check</i>											
	35514	Proceeds - Dirty Aluminum											-
	35519	Proceeds - Intercompany Material Sales											-
	35566	Proceeds - Sorted Office Paper											-
	35571	Proceeds - Ferrous Metal											-
		Total Proceeds											-
	38000	Other Revenue											-
	38001	P-Card Rebate Revenue											-
		Total Other Revenue											-
		TOTAL REVENUE											-
EXPENSES													
4115	52010	Salaries											-
4115	52020	Wages-Regular											-
4115	52025	Wages-OT											-
4115	52035	Safety Bonus											-
4115	52036	Other Bonus/Commission - Non-Safety											-
4115	52065	Vacation Pay											-
4115	52070	Sick Pay											-
4115	55020	Wages Regular											-
4115	55020.1	Yard Workers											-
4115	55025	Wages O.T.											-
4115	55035	Safety Bonuses											-
4115	55036	Other Bonus/Commission - Non-Safety											-
4115	55065	Vacation Pay											-
4115	55070	Sick Pay											-
		Total - Wages Mechanics											-
4120	57147	Repair-Shop, Bldg.											-
4120	70147	Bldg & Property Maint											-
		Total - Building/Shop Repairs											-
4130	52120	Parts & Materials											-
4130	52125	Operating Supplies											-
4130	52135	Equipment & Maint Rep											-
4130	52147	Outside Repair											-

Waste Connections of Washington, G-253
Income Statement, Restate Adj's, Pro form Adj's, and Allocations
Test Year Ended March 31, 2022

1 2 3 4 5 6 7 8 9 11 12 13 14 15

Abbreviations	Regulated	Non-Reg	Total
Driver Hours DH			
Revenue REV			
Customers CUST			
BILLED CUST			
COMM CONT			
CONT CUST			
Actual ACT			

USOA #	GL Code	Description	Allocator	Per IS As	Restating	Adjusted Total	Pro forma	Automation	Final Total			Total Allocated	Check
				Booked	Adjustments	2010	Adjustments	Adjustments	2010	2010	2010		
4130	52175	Equip/Vehicle Rental											-
4130	52181	Freight											-
4130	52900	Capitalized Costs											-
4130	55120	Parts & Materials											-
4130	55125	Operating Supplies											-
4130	55135	Equipment and Maint Repair											-
		Total - Repairs to Collection Equip											-
4160	52140	Tires & Tubes											-
		Total - Tires & Tubes											-
4180	52090	Uniforms											-
4180	52182	Towing Expense											-
4180	52200	Office Supply & Equip											-
4180	55090	Uniforms											-
		Total - Other Maint											-
		Total - 4100											-
4210	56010	Salaries-Supervisor											-
4210	56020	Wages Regular											-
4210	56025	Wages O.T.											-
4210	56036	Other Bonus/Commission - Non-Safety											-
4210	56065	Vacation Pay											-
4210	56070	Sick Pay											-
		Wages-Supervisor											-
4213	50020	Wages Regular											-
4213	50020.1	Reg Helpers on REL Routes (Extra Board)											-
4213	50020.2	Regulated Resi Garbage											-
4213	50020.3	Shared Dispatchers											-
4213	50020.4	Shared Commercial Garbage											-
4213	50020.5	Shared RO											-
4213	50020.6	Shared Delivery											-
4213	50020.8	Shared Swing											-
4213	50025	Wages OT											-
4213	50035	Performance Bonus											-
4213	50036	Other Bonus/Commission - Non-Safety											-
4213	50045	Contract Labor											-
4213	50065	Vacation Pay											-
4213	50070	Sick Pay											-
		Total Driver Wages											-
4240	52142	Fuel Expense											-
4240	52143	CNG Fuel											-
4240	52144	Urea Additive Expense											-
4240	52146	Oil and Grease											-
4240	55146	Oil and Grease											-
		Total Fuel and Oil											-
4260	41121	Brokerage Cost											-

Waste Connections of Washington, G-253
 Income Statement, Restate Adj's, Pro form Adj's, and Allocations
 Test Year Ended March 31, 2022

1 2 3 4 5 6 7 8 9 11 12 13 14 15

Abbreviations	Regulated	Non-Reg	Total
Driver Hours DH			
Revenue REV			
Customers CUST			
BILLED CUST			
COMM CONT			
CONT CUST			
Actual ACT			

USOA #	GL Code	Description	Allocator	Per IS As Booked 2010	Restating Adjustments 2010	Adjusted Total 2010	Pro forma Adjustments 2010	Automation Adjustments 2010	Final Total 2010	Regulated	Non-Regulated	Total Allocated	Check
		Total Purchased Transportation											-
4280	50090	Uniforms											-
4280	57125	Operating Supplies											-
4280	57255	Other Prof Fees											-
4280	57324	Penalties and Violations											-
4280	70324	Penalties and Violations											-
		Total Other Collection Exp											-
		Total - 4200											-
4360	40101	Disposal Landfill											-
4360	40109	Disposal Landfill Intercompany											-
4360	40139	Disposal Landfill Intercompany											-
4360		Pass Thru											-
4360	40861	Processing Fees MRF											-
4360	40869	Processing Fees MRF Intercompany											-
		Total - Dump Fee and Charges											-
		Total - 4300											-
4410	60010	Salaries											-
4410	60030	Bonuses and Commissions											-
		Total Salaries - Sales											-
4450	60225	Advertising and Promotions											-
4450	70225	Advertising and Promotions											-
		Total Advertising & Promotions											-
		Total - 4400											-
4530	59271	Property and Liability Insurance											-
4530	59340	Self Insurance Premium											-
4530	59341	A&L - Current Year Claims											-
4530	59342	Prior Year Claims											-
4530	59343	WC- Current Year Claims											-
4540	59344	WC Prior Year Claims											-
4530	59400	Damages Paid by District											-
4530	59401	Insurance claim repairs											-
		Public Liability											-
4540	57370	Bond Exp-WC											-
4540	59500	WC Premium											-
		Workmen's Comp											-
4580	50086	Safety & Training											-
4580	52086	Safety & Training											-
4580	55086	Safety and Training											-

Waste Connections of Washington, G-253
 Income Statement, Restate Adj's, Pro form Adj's, and Allocations
 Test Year Ended March 31, 2022

1 2 3 4 5 6 7 8 9 11 12 13 14 15

Abbreviations	Regulated	Non-Reg	Total
Driver Hours DH			
Revenue REV			
Customers CUST			
BILLED CUST			
COMM CONT			
CONT CUST			
Actual ACT			

USOA #	GL Code	Description	Allocator	Per IS As	Restating	Adjusted Total	Pro forma	Automation	Final Total	Regulated	Non-Regulated	Total Allocated	Check
				Booked	Adjustments	2010	Adjustments	Adjustments					
4580	57254	Drive Cam Fees											-
4580	70086	Safety and Training											-
		Total - Other Ins & Safety											-
		Total - 4500 Series											-
4611	70010	Salaries											-
	70010.1	Reclass Recycling Coordinators											-
	70010.2	Reclass District Mgr./DVP/DVC											-
		Total - Salaries of Gen Officers											-
4613	70020	Wages Regular											-
4613	70025	Wages OT											-
4613	70035	Safety Bonuses											-
4613	70036	Bonuses											-
4613	70065	Vacation											-
4613	70070	Sick Leave											-
		Total - Salaries Office											-
4620	56210	Office Supply and Equip											-
4620	57345	Security Services											-
4620	57353	Monitoring and Maint											-
4620	60210	Office Supplies and Equip											-
4620	70185	Postage											-
4620	70210	Office Supplies											-
4620	70214	Credit Card Fees											-
4690	70215	Bank Charges											-
4620	70302	Computer Supplies											-
		Notifications											-
		Total - Other Office											-
4630	70235	Legal											-
		Total - Legal & Accounting											-
4640	52150	Utilities											-
4640	52165	Communication											-
4640	55150	Utilities											-
4640	56165	Communications											-
4640	57150	Utilities											-
4640	57165	Communications											-
4640	70150	Utilities											-
4640	70165	Communication											-
4640	70167	Cellular Phone											-
		Total - Communication & Utilities											-
4645	70148	Alloc Exp In Distr											-
4645	70149	Corp OH Allocation											-
		Total - Mgmt OH Fees											-
4650	50060	Group Insurance											-

Waste Connections of Washington, G-253
 Income Statement, Restate Adj's, Pro form Adj's, and Allocations
 Test Year Ended March 31, 2022

1 2 3 4 5 6 7 8 9 11 12 13 14 15

Abbreviations	Regulated	Non-Reg	Total
Driver Hours DH			
Revenue REV			
Customers CUST			
BILLED CUST			
COMM CONT			
CONT CUST			
Actual ACT			

USOA #	GL Code	Description	Allocator	Per IS As	Restating	Adjusted Total	Pro forma	Automation	Final Total	Regulated	Non-Regulated	Total Allocated	Check
				Booked	Adjustments	2010	Adjustments	2010					
4650	52060	Group Insurance											-
4650	55060	Group Insurance											-
4650	56060	Group Insurance											-
4650	60060	Group Insurance											-
4650	70060	Group Insurance											-
4650	50115	Pension & Profit Sharing											-
4650	50116	Union Benefit Expense											-
4650	50117	Union Pension											-
4650	52115	Pension & Profit Sharing											-
4650	52116	Union Benefit Expense											-
4650	52117	Union Pension											-
4650	55115	Pension and Profit Sharing											-
4650	56115	Pension & Profit Sharing											-
4650	60116	Pension and Profit Sharing											-
4650	70116	Pension											-
		Total - Employee Welfare											-
4660	70320	Credit and Collection											-
		Total - Bad Debt Collection Exp											-
4670	70310	Bad Debt Provision											-
		Total - Uncollectible Revenue											-
4680	43002	UTC Fee											-
		Total - Regulatory Exp											-
4690	52185	Travel											-
4690	56090	Uniforms											-
4690	56125	Operating Supplies											-
4690	56200	Travel											-
4690	56201	Meals and Entertainment											-
4690	60201	Entertainment											-
4690	60205	Travel - Auto											-
4690	60207	Meals with Customers											-
4690	60255	Other Prof Fees											-
4213	70045	Contract Labor											-
4690	70090	WCN Training											-
4690	70095	Employee Comm Activity											-
4690	70105	Employee Relocation											-
4690	70110	Contributions											-
4690	70112	Political Contributions											-
4690	70190	Registration Fees											-
4690	70195	Dues & Subscriptions											-
4690	70200	Travel											-
4690	70201	Entertainment											-
4690	70202	Excursions Meetings											-
4690	70203	Lodging											-
4690	70205	Travel Auto											-
4690	70206	Travel Meals											-
4690	70207	Meals with Customers											-
4690	70216	Outside Storages											-
4690	70220	Sponsorships											-
4690	70231	Recruitment Advertising & Expenses											-

Waste Connections of Washington, G-253
Income Statement, Restate Adj's, Pro form Adj's, and Allocations
Test Year Ended March 31, 2022

1 2 3 4 5 6 7 8 9 11 12 13 14 15

Abbreviations	Regulated	Non-Reg	Total
Driver Hours DH			
Revenue REV			
Customers CUST			
BILLED CUST			
COMM CONT			
CONT CUST			
Actual ACT			

USOA #	GL Code	Description	Allocator	Per IS As	Restating	Adjusted Total	Pro forma	Automation	Final Total	Regulated	Non-Regulated	Total Allocated	Check
				Booked	Adjustments	2010	Adjustments	2010					
4690	70255	Other Prof Fees											-
4690	70300	Data Processing											-
4690	70301	Computer Software											-
4690	70303	Software License Fees											-
4690	70330	Equipment/Truck Rodeo											-
4690	70335	Miscellaneous											-
4690	70336	Coffee Bar											-
4690	70345	Security Services											-
		Total - Other General Expenses											-
		Total - 4600											-
5000	51260	Depreciation Trks											-
5000	54260	Depreciation Cont, DB											-
5000		Depreciation Service											-
5000	57260	Depreciation Shop											-
5000	70260	Depreciation Office											-
5000		Buildings (Structures)											-
	70264	Amortization											-
		Total - Depreciation Expense											-
		Total - 5000											-
5100	91010	Sale of Asset											-
		Total - G/L On Sale of Assets											-
5150	70269	Long Term Contract Amort											-
		Total - 5100											-
5220	51295	Licenses											-
5220	57357	Permits											-
5220	70357	Permits											-
		Total - Vehicle Licenses											-
5230	57275	Property Tax											-
5230	54275	Property Tax											-
5260	70275	Property Taxes											-
		Total - Property Tax											-
5242	50050	Payroll Taxes											-
5242	52050	Payroll Taxes											-
5242	55050	Payroll Taxes											-
5242	56050	Payroll Taxes											-
5242	60050	Payroll Taxes											-
5242	70050	Payroll Taxes											-
		Total - Unemployment Tax											-
5260	43001	Taxes & Pass Thru Fees											-

Waste Connections of Washington, G-253
 Income Statement, Restate Adj's, Pro form Adj's, and Allocations
 Test Year Ended March 31, 2022

1	2	3	4	5	6	7	8	9	11	12	13	14	15
			1	2	3	4	5	6	8	9	10		
Abbreviations													
									Regulated	Non-Reg	Total		
Driver Hours	DH												
Revenue	REV												
Customers	CUST												
	BILLED CUST												
	COMM CONT												
	CONT CUST												
Actual	ACT												

USOA #	GL Code	Description	Allocator	Per IS As	Restating	Adjusted Total	Pro forma	Automation	Final Total	Regulated	Non-Regulated	Total Allocated	Check
				Booked	Adjustments	2010	Adjustments	2010					
5260	43001.1	Refuse Tax											-
5260	43001.3	Non-Reg Taxes											-
		Total - State Revenue Taxes											-
5270	41201	Rebate & Rev Sharing											-
5270	57280	Heavy Weight Vehicle Use Tax											-
		Total - Franchise Fee											-
		Total - 5200											-
5320	57170	Qualifying Operating Lease Expense											-
5320	57171	Variable Qualifying Lease Expense											-
		Total Rent-Land/Structures											-
5340	70175	Equip Rental											-
		Total - Rent-Office Equip											-
		Total - 5300											-
		Total Expenses											-
		Net Income											-
		Operating Ratio											-
		<i>Check to IS</i>											

Waste Connections of Washington, G-253
Mason County Line of Business Allocation
Test Year Ended March 31, 2022

TEXT IN RED BOX CONFIDENTIAL PER WAC 480-07-160

New Accts		Abbreviations		Packer	RO
Unique formula		Driver Hours	DH		100.00%
		Revenue	REV		100.00%
		Customers	CUST		100.00%
		Actual	ACT		

USOA #	GL Code	Description	Allocator	Total Regulated	Packer	RO	Check
Revenue							
	32000	Residential					-
	32100	Recycling					-
	32110	Yard Waste					-
	31110	Commercial					-
	31000	Drop Box					-
	31009	Drop Box Intercompany					-
	31004	Drop Box Recycling					-
	31005	Pass Thru					-
	33020	Commercial Recycling					-
		Total Hauling Revenue					-
							<i>Check</i>
	35514	Proceeds - Dirty Aluminum					-
	35519	Proceeds - Intercompany Material Sales					-
	35566	Proceeds - Sorted Office Paper					-
	35571	Proceeds - Ferrous Metal					-
		Total Proceeds					-
	38000	Other Revenue					-
	38001	P-Card Rebate Revenue					-
		Total Other Revenue					-
		TOTAL REVENUE					-
							<i>Check</i>

Expenses							
4115	52010	Salaries					-
4115	52020	Wages-Regular					-
4115	52025	Wages-OT					-
4115	52035	Safety Bonus					-
4115	52036	Other Bonus/Commission - Non-Safety					-
4115	52065	Vacation Pay					-
4115	52070	Sick Pay					-
4115	55020	Wages Regular					-
4115	55020.1	Wages Regular					-
4115	55025	Wages O.T.					-
4115	55035	Safety Bonuses					-
4115	55036	Other Bonus/Commission - Non-Safety					-
4115	55065	Vacation Pay					-
4115	55070	Sick Pay					-
		Total - Wages Mechanics					-
4120	57147	Repair-Shop, Bldg.					-
4120	70147	Bldg & Property Maint					-
		Total - Building/Shop Repairs					-
4130	52120	Parts & Materials					-

4130	52125 Operating Supplies	-
4130	52135 Equipment & Maint Rep	-
4130	52147 Outside Repair	-
4130	52175 Equip/Vehicle Rental	-
4130	52181 Freight	-
4130	52900 Capitalized Costs	-
4130	55120 Parts & Materials	-
4130	55125 Operating Supplies	-
4130	55135 Equipment and Maint Repair	-
	Total - Repairs to Collection Equip	-
4160	52140 Tires & Tubes	-
	<u>Total - Tires & Tubes</u>	-
4180	52090 Uniforms	-
4180	52182 Towing Expense	-
4180	52200 Office Supply & Equip	-
4180	55090 Uniforms	-
	<u>Total - Other Maint</u>	-
	<u>Total - 4100</u>	-
4210	56010 Salaries-Supervisor	-
4210	56036 Other Bonus/Commission - Non-Safety	-
	<u>Wages-Supervisor</u>	-
4213	50020 Wages Regular	-
	50020.1 Regulated Helpers on REL Routes (Extra Board)	-
	50020.2 Regulated Resi Garbage	-
	50020.3 Shared Dispatcher	-
	50020.4 Shared Commercial Garbage	-
	50020.5 Shared RO	-
	50020.6 Shared Delivery	-
	50020.8 Shared Swing	-
4213	50025 Wages OT	-
4213	50035 Performance Bonus	-
4213	50036 Other Bonus/Commission - Non-Safety	-
4213	50045 Contract Labor	-
4213	50065 Vacation Pay	-
4213	50070 Sick Pay	-
	<u>Total Driver Wages</u>	-
4240	52142 Fuel Expense	-
4240	52143 CNG Fuel	-
4240	52144 Urea Additive Expense	-
4240	52146 Oil and Grease	-
4240	55146 Oil and Grease	-
	<u>Total Fuel and Oil</u>	-
4260	41121 Brokerage Cost	-
	<u>Total Purchased Transportation</u>	-
4280	50090 Uniforms	-
4280	57125 Operating Supplies	-
4280	57255 Other Prof Fees	-
4280	57324 Penalties and Violations	-
4280	70324 Penalties and Violations	-
	<u>Total Other Collection Exp</u>	-
	<u>Total - 4200</u>	-
4360	40101 Disposal Landfill	-

4360	40109 Disposal Landfill Intercompany	-
4360	40139 Disposal Landfill Intercompany	-
4360	Pass Thru	-
4360	40861 Processing Fees MRF	-
4360	40869 Processing Fees MRF Intercompany	-
	<u>Total - Dump Fee and Charges</u>	-
	<u>Total - 4300</u>	-
4410	60010 Salaries	-
4410	60030 Bonuses and Commissions	-
	<u>Total Salaries - Sales</u>	-
4450	60225 Advertising and Promotions	-
4450	70225 Advertising and Promotions	-
	<u>Total Advertising & Promotions</u>	-
	<u>Total - 4400</u>	-
4530	59271 Property and Liability Insurance	-
4530	59340 Self Insurance Premium	-
4530	59341 A&L - Current Year Claims	-
4530	59342 Prior Year Claims	-
4530	59343 WC- Current Year Claims	-
4540	59344 WC Prior Year Claims	-
4530	59400 Damages Paid by District	-
	<u>Public Liability</u>	-
4540	57370 Bond Exp-WC	-
4540	59500 WC Premium	-
	<u>Workmen's Comp</u>	-
4580	50086 Safety & Training	-
4580	52086 Safety & Training	-
4580	55086 Safety and Training	-
4580	57254 Drive Cam Fees	-
4580	70086 Safety and Training	-
	<u>Total - Other Ins & Safety</u>	-
	<u>Total - 4500 Series</u>	-
4611	70010 Salaries	-
	70010.1 Reclass Recycling Coordinators	-
	70010.2 Reclass District Mgr./DVP	-
	<u>Total - Salaries of Gen Officers</u>	-
4613	70020 Wages Regular	-
4613	70025 Wages OT	-
4613	70035 Safety Bonuses	-
4613	70036 Bonuses	-
4613	70065 Vacation	-
4613	70070 Sick Leave	-
	<u>Total - Salaries Office</u>	-
4620	56210 Office Supply and Equip	-
4620	57345 Security Services	-
4620	57353 Monitoring and Maint	-
4620	60210 Office Supplies and Equip	-
4620	70185 Postage	-
4620	70210 Office Supplies	-

4620	70214 Credit Card Fees	-
4620	70302 Computer Supplies Notifications	-
	<u>Total - Other Office</u>	-
4630	70235 Legal	-
	<u>Total - Legal & Accounting</u>	-
4640	52150 Utilities	-
4640	52165 Communication	-
4640	55150 Utilities	-
4640	56165 Communications	-
4640	57150 Utilities	-
4640	57165 Communications	-
4640	70150 Utilities	-
4640	70165 Communication	-
4640	70167 Cellular Phone	-
	<u>Total - Communication & Utilities</u>	-
4645	70148 Alloc Exp In Distr	-
4645	70149 Corp OH Allocation	-
	<u>Total - Mgmt OH Fees</u>	-
4650	50060 Group Insurance	-
4650	52060 Group Insurance	-
4650	55060 Group Insurance	-
4650	56060 Group Insurance	-
4650	60060 Group Insurance	-
4650	70060 Group Insurance	-
4650	50115 Pension & Profit Sharing	-
4650	50116 Union Benefit Expense	-
4650	50117 Union Pension	-
4650	52115 Pension & Profit Sharing	-
4650	52116 Union Benefit Expense	-
4650	52117 Union Pension	-
4650	55115 Pension and Profit Sharing	-
4650	56115 Pension & Profit Sharing	-
4650	60116 Pension and Profit Sharing	-
4650	70116 Pension	-
	<u>Total - Employee Welfare</u>	-
4660	70320 Credit and Collection	-
	<u>Total - Bad Debt Collection Exp</u>	-
4670	70310 Bad Debt Provision	-
	<u>Total - Uncollectible Revenue</u>	-
4680	43002 UTC Fee	-
	<u>Total - Regulatory Exp</u>	-
4690	52185 Travel	-
4690	56090 Uniforms	-
4690	56125 Operating Supplies	-
4690	56201 Meals and Entertainment	-
4690	60201 Entertainment	-
4690	60205 Travel - Auto	-
4690	60207 Meals with Customers	-
4213	70045 Contract Labor	-
4690	70090 WCN Training	-
4690	70095 Employee Comm Activity	-
4690	70105 Employee Relocation	-
4690	70110 Contributions	-

4690	70112	Political Contributions	-
4690	70190	Registration Fees	-
4690	70195	Dues & Subscriptions	-
4690	70200	Travel	-
4690	70201	Entertainment	-
4690	70202	Excursions Meetings	-
4690	70203	Lodging	-
4690	70205	Travel Auto	-
4690	70206	Travel Meals	-
4690	70207	Meals with Customers	-
4690	70215	Bank Charges	-
4690	70216	Outside Storages	-
4690	70220	Sponsorships	-
4690	70231	Recruitment Advertising & Expenses	-
4690	70255	Other Prof Fees	-
4690	70300	Data Processing	-
4690	70301	Computer Software	-
4690	70303	Software License Fees	-
4690	70335	Miscellaneous	-
4690	70336	Coffee Bar	-
4690	70345	Security Services	-
		<u>Total - Other General Expenses</u>	-
		<u>Total - 4600</u>	-
5000	51260	Depreciation Trks	-
5000	54260	Depreciation Cont, DB	-
5000		Depreciation Service	-
5000	57260	Depreciation Shop	-
5000	70260	Depreciation Office	-
5000		Buildings (Structures)	-
	70264	Amortization	-
		<u>Total - Depreciation Expense</u>	-
		<u>Total - 5000</u>	-
5100	91010	Sale of Asset	-
		<u>Total - G/L On Sale of Assets</u>	-
5150	70269	Long Term Contract Amort	-
		<u>Total - Amortization</u>	-
		<u>Total - 5100</u>	-
5220	51295	Licenses	-
5220	57357	Permits	-
5220	70357	Permits	-
		<u>Total - Vehicle Licenses</u>	-
5230	57275	Property Tax	-
5230	54275	Property Tax	-
5230	70275	Property Taxes	-
		<u>Total - Property Tax</u>	-
5242	50050	Payroll Taxes	-
5242	52050	Payroll Taxes	-
5242	55050	Payroll Taxes	-
5242	56050	Payroll Taxes	-
5242	60050	Payroll Taxes	-
5242	70050	Payroll Taxes	-
		<u>Total - Unemployment Tax</u>	-
5260	43001	Taxes & Pass Thru Fees	-

5260	43001.1 Refuse Tax		-
5260	43001.3 Specific taxes and pass thru fees		-
	<u>Total - State Revenue Taxes</u>		-
5270	41201 Rebate & Rev Sharing		-
5270	57280 Heavy Weight Vehicle Use Tax		-
	<u>Total - Franchise Fee</u>		-
	<u>Total - 5200</u>		-
5320	57170 Qualifying Operating Lease Expense		-
5320	57171 Variable Qualifying Lease Expense		-
	<u>Total Rent-Land/Structures</u>		-
5340	70175 Equip Rental (Copier)		-
	<u>Total - Rent-Office Equip</u>		-
	<u>Total - 5300</u>		-
	<u>Total Expenses</u>		-
	<u>Net Income</u>		0
	<i>Check</i>		
	<u>Operating Ratio</u>		
	<u>Average Investment</u>		-

Waste Connections of Washington, G-253
 Restating Adjustments
 Test Year Ended March 31, 2022

Reconcile Revenue to Detailed Billing Records and Determine Regulated vs. Non-Regulated Breakout

	Regulated	Non-Regulated	TOTAL	PER GL	Difference
Residential Recycling					
Yard Waste					
Commercial MF MSW					
MF Recycling					
Commercial Recycling					
Drop Box					
Drop Box Intercompany					
Drop Box Recycling					
Pass Thru					
Service Charge					

Imm

Bad Debt Calculation

		Acct # for Lookup
Write-offs		
Beginning test period	5,856,479	11902
Ending test period	6,076,321	
Write-off	219,841	
Recoveries		
Beginning test period	2,298,746	11903
Ending test period	2,407,862	
Net recovery	109,115	
Actual write off expense	110,726	
Income Statement	117,682	
Adjustment Acct 4670	(6,957)	
Bad Debt Expense	110,726	
Revenue	93,380,345	
Bad Debt Percent	0.12% For LG Input	

Corporate OH Adjustment:	2010
Revenue	
Adjusted OH %	
Adjusted OH Expense	
IS	
Adjustment Acct 4645	

Region OH Adjust:	
Per IS	
Per Calc	
Adjust	

Wage Adjustments/Reallocations

	Direct Allocations	Wage Restatements	Total
Drivers - 50XXX			
Regulated Resi Garbage			
Regulated Helpers on REL Routes			
Shared Commercial Garbage			
Shared RO			
Shared Delivery			
Shared Yard			
Shared Swing Driver			
Shared Dispatchers			
Non-Regulated Drivers			
Mechanics - 52XXX			
Adjust Out Work for Others			

Raises		Wage Increase/Adjust Out Sum
Container - 55XXX		
Adjust Out Work for Others		
Reclass Yard Workers for Allocation		
Raises		Wage Increase/Adjust Out Sum
Supervisors - 56XXX		
Reclass Ops Manager		
Raises		Wage Increase/Adjust Out Sum
G&A - 70XXX		
Remove Controller Moved to Another District		
Allocate out 50% of District Manager		
Relass Recycling Coordinators Out - Non Reg		
Reclass Ops. Mgmt for Alloc		
Allocate DVP/DVC Other Comp Across Division		Wage Increase/Adjust Out Sum

Adjust WUTC Fee to Actual

Regulated Revenue	25,847,198
UTC Fee	0.5100%
	<u>131,821</u>
Per IS	<u>131,829</u>
	(8)

Adjust Depreciation to UTC Methodology

	Per IS	Per UTC	Adjustment	Reg	Non-Reg	Check
51260 Depreciation Trks	2,666,529	2,680,175	13,646	608,441	2,071,733	-
54260 Depreciation Cont, DB	1,276,141	1,856,983	580,843	404,585	1,452,398	-
Depreciation Service	-	54,058	54,058	16,257	37,800	-
57260 Depreciation Shop	69,174	26,721	(42,453)	9,238	17,482	-
70260 Depreciation Office	22,429	26,199	3,770	10,080	16,119	-
Buildings (Structures)	-	76,804	76,804	26,554	50,250	-
	<u>4,034,272</u>	<u>4,720,939</u>	<u>686,668</u>	<u>1,075,156</u>	<u>3,645,783</u>	
Checks	-	-				

Normalize Insurance Claims to 3-Year Average

Account	Adjustment
59341-2010-000-00	13,960
59342-2010-000-00	(3,192)
59343-2010-000-00	(116,089)

**Waste Connections of Washington, G-253
Proforma Adjustments
Test Year Ended March 31, 2022**

Forward Looking Wage Increases:

Regulated Resi Garbage				
Regulated Helpers on REL Routes				
Shared Commercial Garbage				
Shared RO				
Shared Delivery				
Shared Swing Driver				
Shared Dispatcher				
Non-Regulated Drivers				
Adjustment 50020			-	<i>check</i>
Mechanics 52020				
Maintenance Manager 52010				
Office Salaried 70010				
Office Hourly 70020				
Supervisors 56010				
Sales 60010				
Container 55020			-	<i>check</i>
Wage Increases Adjust				
Reclass PR Tax:				
Drivers 50050				
Mechanics 52020				
Office Salaried/Hourly 70010/70020				
Supervisors 56010				
Sales 60010				
Container 55020				
Adjust PR Tax				

Customer Notification:

Residential	73,917	0.60	\$	44,350
Commercial	4,563	0.60	\$	2,738
Roll-off	423	0.60	\$	254
<i>check</i>	-		\$	47,341

Notification Cost Amortized over 24-months \$23,671

Group Insurance

Group Insurance - Non-Union			
GL Description	2022	9 Months of 2021	
	2021	Amounts	2022 Increase
50060 Group Insurance			
52060 Group Insurance			
55060 Group Insurance			

56060 Group Insurance
 60060 Group Insurance
 70060 Group Insurance



Check -

Disposal Increase Adjustment
Dump Fee Increase - 1/1/2022

Disposal Increase - TG-210885. Forward looking adjustment made to set revenue and expense base to what it will be for a full 12 months as of 1/1/2022

Residential/Commerical

DF Rate/Ton 1/1/2021	97.39
DF Rate/Ton 1/1/2022	<u>99.88</u>
Increase	2.49

Test Period Tons 83,053.4

April-Dec 2022 Adjustment 155,102.23

Roll Off

DF Rate/Ton 1/1/2021	\$ 86.50
DF Rate/Ton 1/1/2022	<u>88.72</u>
Increase	2.22

Test Period Tons 30,001

April-Dec 2022 Adjustment 49,950.88

Waste Connections of Washington, G-253
 Allocators for Regulated, Non-Regulated and by Line of Business
 Test Year Ended March 31, 2022

Line of Business	Regulated	Non-Regulated	Total
Customer Counts			
Number of Customers			
Resi MSW Serviced Customers			
Commercial MSW Serviced Customers			
Roll off Serviced Customers			
MF Recycle Serviced Customers			
Resi Recycle Serviced Customers			
YW Serviced Customers			
Commercial Recycling Serviced Customers			
Roll off Recycling Serviced Customers			
Total Customer Count			
Less Services Included on Single Bill			
Customers Billed			
Allocation of Customers Between Reg/Non-Reg			
Resi MSW Serviced Customers			
Commercial MSW Serviced Customers			
Roll off Serviced Customers			
MF Recycle Serviced Customers			
Resi Recycle Serviced Customers			
YW Serviced Customers			
Commercial Recycling Serviced Customers			
Roll off Recycling Serviced Customers			
Serviced %			
Billed %			
Commercial Customer %			
Regulated Line of Service Allocation			
Resi MSW Serviced Customers			
Commercial MSW Serviced Customers			
Roll off Serviced Customers			
MF Recycle Serviced Customers			
Resi Recycle Serviced Customers			
YW Serviced Customers			
Commercial Recycling Serviced Customers			
Roll off Recycling Serviced Customers			
Grand Total			
Cust Count (LOB)			
Packer			
RO			
Driver Hours			
Resi Garbage			-
Commercial Garbage			-
Roll-off			-
Recycling			-
Yard Waste			-
Commercial Recycl			-
Shred			-
Total			-
Driver Hour Percentages by Bill Area			
Resi Garbage			
Commercial Garbage			
Roll-off			
Recycling			
Yard Waste			
Commercial Recycl			
Shred			
Total			

Total Roll Off Hours [REDACTED]
 Total Route Hours (except RO & Reg Only) [REDACTED]
 Total Route Hours (except RO) [REDACTED]

Driver Hour Percentages by Line of Service

Resi Garbage [REDACTED]
 Commercial Garbage [REDACTED]
 Roll-off [REDACTED]
 Recycling [REDACTED]
 Yard Waste [REDACTED]
 Commercial Recycl [REDACTED]
 Shred [REDACTED]
 Total [REDACTED]

Route Hours (LOB)
 Packer [REDACTED]
 RO [REDACTED]

Container Depreciation

Company Provided Containers By Bill Area

	Regulated	Non-Reg Cities	Total	Commercial Containers
Residential MSW	[REDACTED]	[REDACTED]	[REDACTED]	Total
Recycling Carts	[REDACTED]	[REDACTED]	[REDACTED]	MSW
Recycling Bins	[REDACTED]	[REDACTED]	[REDACTED]	Recycling [REDACTED]
Roll-Off	[REDACTED]	[REDACTED]	[REDACTED]	
Roll-Off Recycle	[REDACTED]	[REDACTED]	[REDACTED]	
Commercial - Carts	[REDACTED]	[REDACTED]	[REDACTED]	
Commercial - Containers	[REDACTED]	[REDACTED]	[REDACTED]	
Commercial Recycling - Carts	[REDACTED]	[REDACTED]	[REDACTED]	
Commercial Recycling - Containers	[REDACTED]	[REDACTED]	[REDACTED]	
Multi-Family Recycling - Carts	[REDACTED]	[REDACTED]	[REDACTED]	
Multi-Family Recycling - Containers	[REDACTED]	[REDACTED]	[REDACTED]	
Yard Waste	[REDACTED]	[REDACTED]	[REDACTED]	

Allocation of Container Depreciation

Residential MSW [REDACTED]
 Recycling Carts [REDACTED]
 Recycling Bins [REDACTED]
 Roll-Off [REDACTED]
 Roll-Off Recycle [REDACTED]
 Commercial - Carts [REDACTED]
 Commercial - Containers [REDACTED]
 Commercial Recycling - Carts [REDACTED]
 Commercial Recycling - Containers [REDACTED]
 Multi-Family Recycling - Carts [REDACTED]
 Multi-Family Recycling - Containers [REDACTED]
 Yard Waste [REDACTED]

Total Containers
Containers
 RO [REDACTED]
Garbage Containers
Garbage Carts
Recycling Cart
Yard Waste
Comm & RO Containers [REDACTED]

	Current COVID Tariff Rates	Current Non-COVID Tariff Rates	Proposed Rate Increase	Proposed 7/1/2022 Rates	Proposed 9/1/2023 Rates
Item 50, pg 14					
Returned check charge:	25.07		0.00	25.07	
Item 51, pg 15					
Restart fees	10.29	10.23	0.84	11.13	11.07
Item 52, pg 15					
Redelivery, containers:	32.29	32.11	2.64	34.93	34.75
Redelivery, carts:				15.00	15.00 New
Item 55, pg 16					
Oversized can	4.93	4.90	0.40	5.33	5.30
Item 60, pg 16					
Overtime charge per hr:	56.55	56.24	4.63	61.18	60.87
Minimum	226.22	224.97	18.53	244.75	243.50
Item 70, pg 17					
Return Trip:					
Cans	10.80	10.74	0.88	11.68	11.62
Drop Box	69.50	69.11	5.69	75.19	74.80
Container	32.29	32.11	2.64	34.93	34.75
Toter	9.51	9.46	0.78	11.68	11.62
Item 80, pg 19					
Carry-Out:					
Residential:					
5-25 feet	0.32	0.32	0.03	0.35	0.35
25- plus add	0.32	0.32	0.03	0.35	0.35
Commercial:					
5-25 feet	0.32	0.32	0.03	0.35	0.35
25- plus add	0.32	0.32	0.03	0.35	0.35
Drive-in:					
125-250 feet	1.77	1.76	0.14	1.91	1.90
250 feet - 1/10 mile	1.77	1.76	0.14	1.91	1.90
Additional 1/10 mile	1.77	1.76	0.14	1.91	1.90
Commercial:					
125-250 feet	1.77	1.76	0.14	1.91	1.90
250 feet - 1/10 mile	1.77	1.76	0.14	1.91	1.90
Additional 1/10 mile	1.77	1.76	0.14	1.91	1.90
Item 90, pg 20					
Stairs - each step	0.09	0.09	0.01	0.10	0.10
Overhead Obstruction	0.38	0.38	0.03	0.41	0.41
Sunken	0.92	0.91	0.07	0.99	0.98
Item 100, pg 21					
Mini	10.92	10.86	0.89	11.81	11.75
Mini every other week	8.13	8.09	0.67	8.80	8.76

Waste Connections of Washington, G-253
 Test Year Ended March 31, 2022

Increases per LG:
 Garbage 8.24%

	Current COVID Tariff Rates	Current Non-COVID Tariff Rates	Proposed Rate Increase	Proposed 7/1/2022 Rates	Proposed 9/1/2023 Rates	
1 can	14.05	13.97	1.15	15.20	15.12	
2 can	20.46	20.35	1.68	22.14	22.03	
3 can	30.36	30.19	2.49	32.85	32.68	
4 can	37.75	37.54	3.09	40.84	40.63	
5 can	47.03	46.77	3.85	50.88	50.62	
6 can	56.43	56.12	4.62	61.05	60.74	
7 can	65.40	65.04	5.36	70.76	70.40	
8 can	71.84	71.45	5.88	77.72	77.33	
9 can	84.36	83.90	6.91	91.27	90.81	
Over 9 can (per can)	12.02	11.95	0.98	13.00	12.93	
1 can per month	5.08	5.05	0.42	5.50	5.47	
1 can every other week	9.41	9.36	0.77	10.18	10.13	
20 Gal Monthly				3.91	3.91	New
20 Gal EOW				10.49	10.49	New
20 Gal Weekly				14.40	14.40	New
35 Gal Monthly				6.56	6.56	New
35 Gal EOW				11.75	11.75	New
35 Gal Weekly				17.67	17.67	New
65 Gal Monthly				6.30	6.30	New
65 Gal EOW				11.89	11.89	New
65 Gal Weekly				24.76	24.76	New
95 Gal Monthly				8.82	8.82	New
95 Gal EOW				16.88	16.88	New
90 Gal Weekly				35.54	35.54	New
Item 100, pg 22						
Roll Out	0.31	0.31	0.03	0.34	0.34	
Occasional Extra	3.83	3.81	0.31	4.14	4.12	
Mini-can	3.78	3.76	0.31	4.09	4.07	
60-gal toter	4.00	3.98	0.33	4.33	4.31	
90-gal toter	4.14	4.12	0.34	4.48	4.46	
Bag	3.83	3.81	0.31	4.14	4.12	
On Call	5.08	5.05	0.42	5.50	5.47	
20 Gal Cart - On Call				8.91	8.91	New
35 Gal Cart - On Call				11.56	11.56	New
65 Gal Cart - On Call				11.30	11.30	New
95 Gal Cart - On Call				10.82	10.82	New
Item 150, pg 28						
Loose and Bulky	17.14	17.05	1.40	18.54	18.45	
Additional	17.14	17.05	1.40	18.54	18.45	
Minimum	17.14	17.05	1.40	18.54	18.45	
Carry Chrg	3.24	3.22	0.27	3.51	3.49	
Item 160, pg 29						
Single Rear Drive Axle:						
Truck and Driver:						
Non-packer	62.11	61.77	5.09	67.20	66.86	

Waste Connections of Washington, G-253
 Test Year Ended March 31, 2022

Increases per LG:
 Garbage 8.24%

	Current COVID Tariff Rates	Current Non-COVID Tariff Rates	Proposed Rate Increase	Proposed 7/1/2022 Rates	Proposed 9/1/2023 Rates
Packer	89.34	88.84	7.32	96.66	96.16
Each Extra Person:					
Non-packer	47.51	47.25	3.89	51.40	51.14
Packer	47.51	47.25	3.89	51.40	51.14
Minimum Charge:					
Non-packer	15.53	15.44	1.27	16.80	16.71
Packer	22.33	22.21	1.83	24.16	24.04
Tandem Rear Drive Axle:					
Truck and Driver:					
Packer	98.30	97.76	8.05	106.35	105.81
RO	98.30	97.76	8.05	106.35	105.81
Each Extra Person:					
Packer	47.51	47.25	3.89	51.40	51.14
RO	47.51	47.25	3.89	51.40	51.14
Minimum Charge:					
Packer	24.58	24.44	2.01	26.59	26.45
RO	24.58	24.44	2.01	26.59	26.45
Item 205, pg 31					
Roll-Out:					
Container	2.15	2.14	0.18	2.33	2.32
Over 25 feet	0.55	0.55	0.05	0.60	0.60
Item 207, pg 32					
Excess Weight:					
1 yard	2.80	2.78	0.23	3.03	3.01
1.5 yard	2.80	2.78	0.23	3.03	3.01
3 yard	2.80	2.78	0.23	3.03	3.01
4 yard	2.80	2.78	0.23	3.03	3.01
5 yard	2.80	2.78	0.23	3.03	3.01
6 yard	2.80	2.78	0.23	3.03	3.01
8 yard	2.80	2.78	0.23	3.03	3.01
15 yard	23.35	23.22	1.91	25.26	25.13
20 yard	23.35	23.22	1.91	25.26	25.13
25 yard	23.35	23.22	1.91	25.26	25.13
30 yard	23.35	23.22	1.91	25.26	25.13
35 yard	23.35	23.22	1.91	25.26	25.13
40 yard	23.35	23.22	1.91	25.26	25.13
Extra yard	18.68	18.54	1.53	20.21	20.07
Overfilled	18.68	18.54	1.53	20.21	20.07
Extras	18.68	18.54	1.53	20.21	20.07
Item 210, pg 33					
Washing:					
Per yard	5.24	5.21	0.43	5.67	5.64
Minimum	30.84	30.67	2.53	33.37	33.20

	Current COVID Tariff Rates	Current Non-COVID Tariff Rates	Proposed Rate Increase	Proposed 7/1/2022 Rates	Proposed 9/1/2023 Rates
--	----------------------------------	--------------------------------------	------------------------------	-------------------------------	-------------------------------

Item 230, pg 34

Disposal Fees:

Refuse (per ton)	88.72		0.00	88.72	
All Other (per ton)	99.88		0.00	99.88	
All other (per load)	10.00		0.00	10.00	
Washer/Dryer	5.33		0.00	5.33	
Refrigerator/Freezer	20.57		0.00	20.57	
Water Heater	5.33		0.00	5.33	
Car Tire	2.59		0.00	2.59	
Car Tire with rim	4.93		0.00	4.93	
Truck Tire	9.60		0.00	9.60	
Truck Tire with rim	18.94		0.00	18.94	
All tires greater	28.75		0.00	28.75	

Item 240, pg 35

Permanent Container Rent:

1 yard	12.34	12.27	1.01	13.35	13.28
1.5 yard	13.95	13.87	1.14	15.09	15.01
2 yard	15.01	14.93	1.23	16.24	16.16
3 yard	16.09	16.00	1.32	17.41	17.32
4 yard	17.16	17.06	1.41	18.57	18.47
5 yard	18.23	18.13	1.49	19.72	19.62
6 yard	19.30	19.19	1.58	20.88	20.77
8 yard	22.52	22.40	1.84	24.36	24.24

Pickups:

1 yard	18.18	18.08	1.49	19.67	19.57
1.5 yard	24.52	24.39	2.01	26.53	26.40
2 yard	29.29	29.13	2.40	31.69	31.53
3 yard	40.91	40.69	3.35	44.26	44.04
4 yard	52.95	52.66	4.34	57.29	57.00
5 yard	64.91	64.55	5.32	70.23	69.87
6 yard	76.77	76.35	6.29	83.06	82.64
8 yard	99.98	99.43	8.19	108.17	107.62

Special Pickups:

1 yard	19.20	19.09	1.57	20.77	20.66
1.5 yard	25.56	25.42	2.09	27.65	27.51
2 yard	30.32	30.15	2.48	32.80	32.63
3 yard	41.94	41.71	3.44	45.38	45.15
4 yard	53.98	53.68	4.42	58.40	58.10
5 yard	65.93	65.57	5.40	71.33	70.97
6 yard	77.81	77.38	6.37	84.18	83.75
8 yard	101.01	100.46	8.27	109.28	108.73

Temporary:

Container Delivery:

1 yard	32.29	32.11	2.64	34.93	34.75
1.5 yard	32.29	32.11	2.64	34.93	34.75
2 yard	32.29	32.11	2.64	34.93	34.75
3 yard	32.29	32.11	2.64	34.93	34.75

Waste Connections of Washington, G-253
 Test Year Ended March 31, 2022

Increases per LG:
 Garbage 8.24%

	Current COVID Tariff Rates	Current Non-COVID Tariff Rates	Proposed Rate Increase	Proposed 7/1/2022 Rates	Proposed 9/1/2023 Rates
4 yard	32.29	32.11	2.64	34.93	34.75
5 yard	32.29	32.11	2.64	34.93	34.75
6 yard	32.29	32.11	2.64	34.93	34.75
8 yard	32.29	32.11	2.64	34.93	34.75
Pickups:					
1 yard	18.18	18.08	1.49	19.67	19.57
1.5 yard	24.52	24.39	2.01	26.53	26.40
2 yard	29.29	29.13	2.40	31.69	31.53
3 yard	40.91	40.69	3.35	44.26	44.04
4 yard	52.95	52.66	4.34	57.29	57.00
5 yard	64.91	64.55	5.32	70.23	69.87
6 yard	76.77	76.35	6.29	83.06	82.64
8 yard	99.98	99.43	8.19	108.17	107.62
Rent per Day:					
1 yard	0.41	0.41	0.03	0.44	0.44
1.5 yard	0.47	0.47	0.04	0.51	0.51
2 yard	0.50	0.50	0.04	0.54	0.54
3 yard	0.54	0.54	0.04	0.58	0.58
4 yard	0.57	0.57	0.05	0.62	0.62
5 yard	0.61	0.61	0.05	0.66	0.66
6 yard	0.64	0.64	0.05	0.69	0.69
8 yard	0.75	0.75	0.06	0.81	0.81
Rent per Month:					
1 yard	12.34	12.27	1.01	13.35	13.28
1.5 yard	13.95	13.87	1.14	15.09	15.01
2 yard	15.01	14.93	1.23	16.24	16.16
3 yard	16.09	16.00	1.32	17.41	17.32
4 yard	17.16	17.06	1.41	18.57	18.47
5 yard	18.23	18.13	1.49	19.72	19.62
6 yard	19.30	19.19	1.58	20.88	20.77
8 yard	22.52	22.40	1.84	24.36	24.24
Unlocking/Unlatching:					
Per pickup	1.50	1.49	0.12	1.62	1.61
Item 240-1, pg 36 - NEW					
Delivery					
1.5 - 8 Yard	57.07	56.75	4.67	61.74	61.42
Monthly Rent					
1.5 - 8 Yard	61.84	61.50	5.07	66.91	66.57
Daily Rent					
1.5 - 8 Yard	2.06	2.05	0.17	2.23	2.22
Empty & Return					
1.5 Yard	118.08	117.43	9.67	127.75	127.10
2 Yard	121.31	120.64	9.94	131.25	130.58

Waste Connections of Washington, G-253
 Test Year Ended March 31, 2022

Increases per LG:
 Garbage 8.24%

	Current COVID Tariff Rates	Current Non-COVID Tariff Rates	Proposed Rate Increase	Proposed 7/1/2022 Rates	Proposed 9/1/2023 Rates
3 Yard	127.79	127.08	10.47	138.26	137.55
4 Yard	133.88	133.14	10.97	144.85	144.11
5 Yard	138.87	138.10	11.37	150.24	149.47
6 Yard	143.74	142.95	11.77	155.51	154.72
8 Yard	149.83	149.01	12.27	162.10	161.28
Final Pull					
1.5 Yard	67.94	67.56	5.56	73.50	73.12
2 Yard	71.16	70.77	5.83	76.99	76.60
3 Yard	77.64	77.21	6.36	84.00	83.57
4 Yard	83.73	83.27	6.86	90.59	90.13
5 Yard	88.72	88.23	7.27	95.99	95.50
6 Yard	93.59	93.08	7.67	101.26	100.75
8 Yard	99.69	99.14	8.17	107.86	107.31
Item 245, pg 37					
32-gal	2.99	2.97	0.24	3.23	3.21
Special Pickups					
32-gal	11.91	11.84	0.98	12.89	12.82
Minimum charge;	12.93	12.85	1.06	13.99	13.91
Each additional unit	4.09	4.07	0.34	4.43	4.41
Latching, Unlocking	1.50	1.49	0.12	1.62	1.61
Item 250, pg 38					
Monthly Rent					
2 yard	15.12	15.04	1.24	16.36	16.28
3 yard	16.20	16.11	1.33	17.53	17.44
4 yard	17.28	17.18	1.42	18.70	18.60
6 yard	19.44	19.33	1.59	21.03	20.92
Pickup					
2 yard	63.92	63.57	5.24	69.16	68.81
3 yard	89.90	86.43	7.12	97.02	93.55
4 yard	112.95	112.34	9.25	122.20	121.59
6 yard	155.64	154.80	12.75	168.39	167.55
Special Pickup					
2 yard	64.94	64.59	5.32	70.26	69.91
3 yard	88.97	88.49	7.29	96.26	95.78
4 yard	113.98	113.36	9.34	123.32	122.70
6 yard	156.67	155.82	12.83	169.50	168.65
Temporary Service					
Temporary Delivery					
2 yard	32.29	32.11	2.64	34.93	34.75
3 yard	32.29	32.11	2.64	34.93	34.75
4 yard	32.29	32.11	2.64	34.93	34.75
6 yard	32.29	32.11	2.64	34.93	34.75
Temporary Pickup					

Waste Connections of Washington, G-253
 Test Year Ended March 31, 2022

Increases per LG:
 Garbage 8.24%

	Current COVID Tariff Rates	Current Non-COVID Tariff Rates	Proposed Rate Increase	Proposed 7/1/2022 Rates	Proposed 9/1/2023 Rates
2 yard	63.92	63.57	5.24	69.16	68.81
3 yard	89.90	86.43	7.12	97.02	93.55
4 yard	112.95	112.34	9.25	122.20	121.59
6 yard	155.64	155.82	12.83	168.47	168.65
Temporary Rent (per day)					
2 yard	0.51	0.51	0.04	0.55	0.55
3 yard	0.55	0.55	0.05	0.60	0.60
4 yard	0.57	0.57	0.05	0.62	0.62
6 yard	0.64	0.64	0.05	0.69	0.69
Temporary Rent (per month)					
2 yard	15.12	15.04	1.24	16.36	16.28
3 yard	16.20	16.11	1.33	17.53	17.44
4 yard	17.28	17.18	1.42	18.70	18.60
6 yard	19.44	19.33	1.59	21.03	20.92
Latching, Unlocking	1.50	1.49	0.12	1.62	1.61
Disconnect/Reconnect Compactor	8.94	8.89	0.73	9.67	9.62
Item 255, pg 39					
Each Pickup					
4 yard comp	114.66	114.04	9.39	124.05	123.43
Special Pickup:					
4 yard comp	114.66	114.04	9.39	124.05	123.43
Disconnect/Reconnect Compactor	8.94	8.89	0.73	9.67	9.62
Latching, Unlocking	1.50	1.49	0.12	1.62	1.61
Item 260, pg 40					
Permanent Rent;					
15 yard	64.11	63.75	5.25	69.36	69.00
20 yard	64.11	63.75	5.25	69.36	69.00
30 yard	64.11	63.75	5.25	69.36	69.00
40 yard	64.11	63.75	5.25	69.36	69.00
Hauls:					
First, Additional, Special					
15 yard	111.14	110.52	9.10	120.24	119.62
20 yard	111.14	110.52	9.10	120.24	119.62
30 yard	115.75	115.11	9.48	125.23	124.59
40 yard	115.75	115.11	9.48	125.23	124.59
Temporary Delivery Fee:					
15 yard	59.16	58.83	4.85	64.01	63.68
20 yard	59.16	58.83	4.85	64.01	63.68
30 yard	59.16	58.83	4.85	64.01	63.68
40 yard	59.16	58.83	4.85	64.01	63.68
Perm/Temp Drop Box					
15 yard	111.14	110.52	9.10	120.24	119.62

	Current COVID Tariff Rates	Current Non-COVID Tariff Rates	Proposed Rate Increase	Proposed 7/1/2022 Rates	Proposed 9/1/2023 Rates
20 yard	111.14	110.52	9.10	120.24	119.62
30 yard	115.75	115.11	9.48	125.23	124.59
40 yard	115.75	115.11	9.48	125.23	124.59
Temporary DB (rent per day)					
15 yard	2.13	2.12	0.17	2.30	2.29
20 yard	2.13	2.12	0.17	2.30	2.29
30 yard	2.13	2.12	0.17	2.30	2.29
40 yard	2.13	2.12	0.17	2.30	2.29
Temporary DB (rent per month)					
15 yard	64.11	63.75	5.25	69.36	69.00
20 yard	64.11	63.75	5.25	69.36	69.00
30 yard	64.11	63.75	5.25	69.36	69.00
40 yard	64.11	63.75	5.25	69.36	69.00
Mileage	2.32	2.31	0.19	2.51	2.50
Lid charge (per day)	1.16	1.15	0.09	1.25	1.24
Lid charge (per month)	34.74	34.55	2.85	37.59	37.40
Tarp fee	9.59	9.54	0.79	10.38	10.33
Disconnect/reconnect compactor	9.27	9.22	0.76	10.03	9.98
Unlatch, Unlock	1.55	1.54	0.13	1.68	1.67
Item 275, pg 43					
Customer owned comp					
15 Yard	113.44	112.81	9.29	122.73	122.10
20 yard	113.44	112.81	9.29	122.73	122.10
25 yard	127.35	126.64	10.43	137.78	137.07
30 yard	127.35	126.64	10.43	137.78	137.07
35 yard	127.35	126.64	10.43	137.78	137.07
40 yard	127.35	126.64	10.43	137.78	137.07
Mileage	2.32	2.31	0.19	2.51	2.50
Lid charge (per day)	1.16	1.15	0.09	1.25	1.24
Lid charge (per month)	34.74	34.55	2.85	37.59	37.40
Disconnect/reconnect compactor	9.27	9.22	0.76	10.03	9.98
Unlatch, Unlock	1.55	1.54	0.13	1.68	1.67
Tarp Fee	9.59	9.54	0.79	10.38	10.33

Waste Connections of Washington
 2022 Automation Information
 Year Ended March 31, 2022

Driver Reduction Assumptions		
Reg Wages	\$ (173,846)	Cut 3 route drivers
OT	\$ (32,596)	
Safety Bonus	\$ (3,600)	
Payroll Taxes	\$ (15,793)	
Union Benefit Exp	\$ (55,971)	
Union Pension	\$ (19,344)	

Container Assumptions		
Container Reg Wages	\$ 37,440	1+ cart washer @ \$18 per hour
Payroll Taxes Container	\$ 2,864	
Group Ins	\$ 15,240	

Delivery Assumptions		
Delivery Drivers	\$ 57,949	1+Delivery @ \$27.86
Payroll Taxes Delivery	\$ 4,433	
Group Ins	\$ 18,657	
Union Pension	\$ 6,448	

Notification

Notification Expense	\$ 14,425	Assumed notification over 2 years.
----------------------	-----------	------------------------------------

	Customers	Cost per Notice (x2)	Total Cost
Notifying customers	24,042.00	\$1.20	\$28,850.40

Depreciation Expense

Trucks	\$ 163,137
Carts	\$ 203,590
Net Expense Impact	\$ 223,033.27

	Cost	Life	Depreciation
ASLs	\$ 1,631,372	10	\$ 163,137
Carts	\$ 1,425,132	7	\$ 203,590
Total	\$ 3,056,504		\$ 366,727

Revenue Impact

50% Reduction in Extras	\$ 164,499.05
100% Reduction in Overweight Cans	\$ 60,935.73
	\$ 225,434.78

Net Income Adjustment Impact	\$ (448,468.05)
-------------------------------------	------------------------

Calculation of New Cart Rates

Increase Related to Automation \$ 674,681.15

Size/Frequency	Existing Can Rate (Non COVID)	Monthly Deprec Exp/Cart	Annual Rent Revenue	Spread Remaining Expense/Increase	Total Rate	Revenue Associated with Cart Upgrade	Remaining PI Needed from GRC	New Cart Rate	Revenue Associated with Base PI
20 Gal Monthly	\$ 2.51	\$ 0.76	-	0.41	\$ 3.68	\$ -	\$ 0.23	\$ 3.91	\$ -
20 Gal EOW	\$ 8.09	\$ 0.76	366.63	0.89	\$ 9.75	\$ 795.12	\$ 0.74	\$ 10.49	\$ 357
20 Gal Weekly	\$ 10.86	\$ 0.76	962.39	1.78	\$ 13.41	\$ 3,206.78	\$ 1.00	\$ 14.40	\$ 1,257
35 Gal Monthly	\$ 5.05	\$ 0.64	2,874.41	0.41	\$ 6.10	\$ 4,725.60	\$ 0.46	\$ 6.56	\$ 2,088
35 Gal EOW	\$ 9.36	\$ 0.64	19,515.32	0.89	\$ 10.89	\$ 46,788.62	\$ 0.86	\$ 11.75	\$ 26,270
35 Gal Weekly	\$ 13.97	\$ 0.64	108,897.95	1.78	\$ 16.39	\$ 412,573.52	\$ 1.28	\$ 17.67	\$ 218,792
65 Gal Monthly	\$ 4.70	\$ 0.76	-	0.41	\$ 5.87	\$ -	\$ 0.43	\$ 6.30	\$ -
65 Gal EOW	\$ 9.38	\$ 0.76	-	0.89	\$ 11.03	\$ -	\$ 0.86	\$ 11.89	\$ -
65 Gal Weekly	\$ 20.35	\$ 0.76	55,196.10	1.78	\$ 22.89	\$ 184,771.75	\$ 1.87	\$ 24.76	\$ 135,992
95 Gal Monthly	\$ 6.97	\$ 0.79	-	0.41	\$ 8.18	\$ -	\$ 0.64	\$ 8.82	\$ -
95 Gal EOW	\$ 13.91	\$ 0.79	-	0.89	\$ 15.60	\$ -	\$ 1.28	\$ 16.88	\$ -
90 Gal Weekly	\$ 30.19	\$ 0.79	6,728.97	1.78	\$ 32.77	\$ 21,819.77	\$ 2.77	\$ 35.54	\$ 23,496
			<u>194,541.78</u>			<u>674,681.15</u>			<u>408,251.56</u>
			1,361,792						

Can Service Code	Existing Can Customers Receiving a Cart	Cart Size	# of Carts
4-32 GAL CAN WEEKLY	132	65	2
5-32 GAL CAN WEEKLY	26	65	2
6-32 GAL CANS WEEKLY	16	65	3
9-32 GAL CANS WEEKLY	1	65	4

Calculation of New Cart Rates

Size/Frequency	New Cart Revenue	# of Carts		
		Deployed	Frequency	# of Pick-Ups
20 Gal Monthly	\$ -	-	1	-
20 Gal EOW	\$ 5,035.0	40	2.17	87
20 Gal Weekly	\$ 18,147.4	105	4.33	455
35 Gal Monthly	\$ 29,538.2	375	1	375
35 Gal EOW	\$ 359,025.7	2,546	2.17	5,525
35 Gal Weekly	\$ 3,013,026.7	14,207	4.33	61,516
65 Gal Monthly	\$ -	-	1	-
65 Gal EOW	\$ -	-	2.17	-
65 Gal Weekly	\$ 1,801,103.9	6,062	4.33	26,248
95 Gal Monthly	\$ -	-	1	-
95 Gal EOW	\$ -	-	2.17	-
90 Gal Weekly	\$ 301,085.8	706	4.33	3,057
	5,526,962.79	24,041		97,263

<u>Extended # of Carts</u>
264
52
48
4
368

**Western Region
CER Container Order Pricing Grid**

District Number
District Name

			Quantity	Price	Base Cost	Taxes	Freight
Rear load							
1	Yard				\$ -		
1.5	Yard				\$ -		
2	Yard				\$ -		
3	Yard				\$ -		
4	Yard				\$ -		
6	Yard				\$ -		
8	Yard				\$ -		
Other					\$ -		
Front load							
1	Yard				\$ -		
1.5	Yard				\$ -		
8	Yard				\$ -		
3	Yard				\$ -		
4	Yard				\$ -		
6	Yard				\$ -		
10	Yard				\$ -		
Other	OCC				\$ -		
Roll off							
10	Yard				\$ -		
15	Yard				\$ -		
20	Yard				\$ -		
25	Yard				\$ -		
30	Yard				\$ -		
40	Yard				\$ -		
50	Yard				\$ -		
Storage Containers					\$ -		
Other					\$ -		
Carts / Bins / Toters							
14	Gallon				\$ -		
18	Gallon	152		\$ 52.00	\$ 7,904.00	\$ 708.60	\$ 531.67
32	Gallon				\$ -		
35	Gallon	17985		\$ 42.00	\$ 755,370.00	\$ 68,735.38	\$ 62,908.32
40	Gallon				\$ -		
48	Gallon				\$ -		
65	Gallon	6372		\$ 51.30	\$ 326,883.60	\$ 29,330.42	\$ 22,288.12
90	Gallon				\$ -		
95	Gallon	741		\$ 54.05	\$ 40,051.05	\$ 3,582.01	\$ 2,591.89
96	Gallon				\$ -		

Di

Vendor Analyzed	
Sierra	
Total Request	
\$	1,425,131.17

	Total Cost	Price Per	Comments
Rear load			
1	\$ -		
1.5	\$ -		
2	\$ -		
3	\$ -		
4	\$ -		
6	\$ -		
8	\$ -		
Other	\$ -		
Front load			
1	\$ -		
1.5	\$ -		
8	\$ -		
3	\$ -		
4	\$ -		
6	\$ -		
10	\$ -		
Other	\$ -		
Roll off			
10	\$ -		
15	\$ -		
20	\$ -		
25	\$ -		
30	\$ -		
40	\$ -		
50	\$ -		
Storage Containers	\$ -		
Other	\$ -		
Carts / Bins / Toters			
14	\$ -		
18	\$ 9,144.27	\$ 64.16	20 Gallon
32	\$ -		
35	\$ 887,013.70	\$ 53.66	
40	\$ -		
48	\$ -		
65	\$ 378,502.14	\$ 63.74	
90	\$ -		
95	\$ 46,224.95	\$ 66.72	
96	\$ -		

#####

#####

#####

#####

Bin	Sets	
Other	24042	0

\$	4.00

\$	-
\$	96,168.00

\$	8,078.11

Portable Toilets

Regular	Units	
Handicap	Units	
Sinks		
Other		

\$	-
\$	-
\$	-
\$	-

25,250

\$ 1,226,376.65

\$ 110,434.52 \$ 88,320.00

1,314,696.65

Bin
Other

\$ -
\$ 104,246.11

\$ 4.34

Assembly

Portable Toilets

Regular
Handicap
Sinks
Other

\$ -
\$ -
\$ -
\$ -

#####

56.44083836

Overall/Average Cost Per for entire order

#####

Total w/o Tax - Matches Quote

Waste Connections of WA, Inc.
Clark County - Regulated
April 1, 2021 - March 31, 2022

Service Code	Service Code Description	Tariff Rate		Average		Less Customers Getting Carts	Revised Customer Count	Proposed Tariff Rate	Proposed Annual Revenue	New Cart Revenue	Change in Annual Revenue
		2022	Total	2022	2022						
DWSAN40	WASH & SANITIZE DB 40YD	241.89	-								
TOTAL DROP BOX SERVICES		1,624,806.90		423					1,748,878		124,071
PASSTHROUGH DISPOSAL		2,705,208.07							20,651,090		3,071,289
											7.64%
											13.29%
DISP	DISPOSAL CHARGE-SW	88.72	2,610,921.59								
DISP-SW	DISPOSAL CHARGE-SW	-	-								
FEE	TRANSACTION FEE	10.00	85,470.00								
WBDRYER	CLOTHES DRYER	5.33	206.03								
WBREFRIGE	REFRIGERATOR, FREEZER	20.57	7,058.64								
WTTIRE	TIRE(S) - LARGE	9.60	103.18								
WTTIRE/RIM	TIRE(S) & RIM(S) - LARGE	18.94	150.84								
WCTIRE/RIM	TIRE(S) & RIM(S)-SMALL	4.93	232.20								
WCTIRE	TIRE(S) - SMALL	2.59	343.16								
CRCREM	CONTAINER REMOVAL - CRC	-	-								
WBWASHER	WASHING MACHINE	5.33	633.79								
WBWTRHTR	WATER HEATER	5.33	88.64								
TOTAL PASSTHROUGH DISPOSAL		2,705,208.07									
Service Charges											
FINCHG	FINANCE CHARGE	-	49,237.46								
MIM	TRANSFER PAYMENT	-	(8,549.22)								
NSF FEES	FEE FOR RETURNED CHECK	-	-								
PPAY	PAPER PAYMENT	-	-								
GWC	GOODWILL CREDIT	-	(6,953.64)								
Adj	ADJUST BALANCE	-	(53.91)								
RETCKC	RETURNED CHECK	-	1,529.06								
TOTAL SERVICE CHARGES		35,209.75									
TOTAL REVENUE		25,847,198.19								3,948	

Garbage w/o Automation	Increase per		Total PI	
	LG	True-Up		
	9.19%	-0.95%	8.24%	-
				-
				-
	3,067,976		3,071,289	3,313

Line No.	(a)	(b)	(c)	(b) + (c)	(d)	(e)	(d) + (e)	(f)
		Historical	Revenue Change	Proforma	Add: Revenue Sensitive Taxes	Revenue Requirement		
1	Operating Revenue	25,826,817	2,988,104	28,814,921	79,872	28,894,792		
2	Operating Expenses	26,319,664		26,319,664	79,872	26,399,535		
3	Operating Income	(492,847)		2,495,257		\$2,495,257		
4								
5	Interest Expense	116,277		116,277		116,277		
6	Income Tax Expense	-	499,586	499,586		499,586		
7								
8	Net Income	(609,124)		1,879,394		1,879,394		
9								
10	Operating Ratio	101.91%		91.34%		91.36%		

Revenue Requirement

Historical Revenue	25,826,817	Revenue Increase before taxes	2,988,104
Rate Increase	3,067,976	Rev Sensitive Taxes	79,872
Revenue Requirement	28,894,792	Rate Increase	3,067,976
Percent Increase	11.88%		

Capital Structure Financing Investment

Type	Percent	Amount	Cost of Capital	Financing Cost Weighted	Amount
Equity	58.09%	4,995,129	37.62%	21.85%	1,879,394
Debt	41.91%	3,604,469	3.23%	1.35%	116,277
Total	100.00%	8,599,598		23.21%	1,995,671

<u>Operating Statistics</u>	<u>Before Income Tax</u>	<u>After Income Tax</u>
Return on Investment	29.02%	23.21%
Return on Equity	47.63%	37.62%
Operating Ratio	91.34%	91.36%
Profit Margin	8.66%	8.66%
Final turnover	3.36	3.36
Tax Rate	21.00%	21.00%

Revenue Sensitive Taxes Charges

	Rate	Taxes
B & O Tax	1.750%	58,764
WUTC Fee	0.510%	17,126
City Tax	0.000%	-
Bad Debts	0.119%	3,982
Revenue Sensitive	2.379%	79,872
Conversion Factor	88.99%	

Line No.	(a)	(b)	(c)	(d)	(e)	(f)
		Historical	Revenue Change	Proforma	Add: Revenue Sensitive Taxes	Revenue Requirement
1	Operating Revenue	26,052,251	2,331,391	28,383,642	61,903	28,445,546
2	Operating Expenses	26,096,630		26,096,630	61,903	26,158,534
3	Operating Income	(44,379)		2,287,012		\$2,287,012
4						
5	Interest Expense	79,908		79,908		79,908
6	Income Tax Expense	-	463,492	463,492		463,492
7						
8	Net Income	(124,287)		1,743,612		1,743,612
9						
10	Operating Ratio	100.17%		91.94%		91.96%

Revenue Requirement

13	Historical Revenue	26,052,251	Revenue Increase before taxes	2,331,391
14	Rate Increase	2,393,294	Rev Sensitive Taxes	61,903
15	Revenue Requirement	28,445,546	Rate Increase	2,393,294
16		Percent Increase	9.19%	

Capital Structure Financing Investment

	Type	Percent	Amount	Cost of Capital	Financing Cost Weighted	Amount
19	Equity	58.09%	3,432,756	50.79%	29.50%	1,743,612
20	Debt	41.91%	2,477,066	3.23%	1.35%	79,908
21	Total	100.00%	5,909,821		30.86%	1,823,520

Operating Statistics

	Before Income Tax	After Income Tax	
27	Return on Investment	38.70%	30.86%
28	Return on Equity	64.30%	50.79%
29	Operating Ratio	91.94%	91.96%
30	Profit Margin	8.06%	8.06%
31	Final turnover	4.81	4.81
32	Tax Rate	21.00%	21.00%

Revenue Sensitive Taxes Charges

	Rate	Taxes	
37	B & O Tax	1.750%	45,544
38	WUTC Fee	0.510%	13,273
39	City Tax	0.000%	-
40	Bad Debts	0.119%	3,086
41	Revenue Sensitive	2.379%	61,903

42 Conversion Factor 89.58%

Commercial Recycling	
2010	
2010	
2010	
2010	
2010	
2010	
TOTAL COMMERCIAL RECYCLING	
Commercial Garbage	
2010	
2010	
2010	
2010	
2010	
2010	
2010	
2010	
2010	
2010	
2010	
2010	
TOTAL COMMERCIAL GARBAGE	
Non-Regulated Residential Garbage	
2010	
2010	
2010	
2010	
2010	
2010	
2010	
2010	
2010	
2010	
2010	
2010	
2010	
2010	
2010	
2010	
2010	
2010	
2010	
TOTAL NON-REGULATED RESIDENTIAL GARBAGE	
Yard Waste	
2010	
2010	
2010	
2010	
2010	
2010	
TOTAL YARD WASTE	
Delivery	
2010	
2010	
2010	
2010	
2010	
TOTAL DELIVERY	
Shred	
2010	
2010	
TOTAL SHRED	

Mechanics Hourly/Salary (52010/52020)	
2010	[REDACTED]
2010	[REDACTED]
2010	[REDACTED]
2010	[REDACTED]
2010	[REDACTED]
2010	[REDACTED]
2010	[REDACTED]
2010	[REDACTED]
2010	[REDACTED]
2010	[REDACTED]
2010	[REDACTED]
2010	[REDACTED]
2010	[REDACTED]
2010	[REDACTED]
2010	[REDACTED]
2010	[REDACTED]
2010	[REDACTED]
2010	[REDACTED]
2010	[REDACTED]
2010	[REDACTED]
2010	[REDACTED]
2010	[REDACTED]
2010	[REDACTED]
2010	[REDACTED]
2010	[REDACTED]
2010	[REDACTED]
2010	[REDACTED]
TOTAL MECHANICS	

Sales (Salary 60010)	
2010	[REDACTED]
2010	[REDACTED]
TOTAL SALES	

Container (Hourly 55020)	
2010	[REDACTED]
2010	[REDACTED]
2010	[REDACTED]
2010	[REDACTED]
2010	[REDACTED]
2010	[REDACTED]
2010	[REDACTED]
2010	[REDACTED]
2010	[REDACTED]
2010	[REDACTED]
2010	[REDACTED]
TOTAL CONTAINER	

G&A (Salary 70010 - Hourly 70020)	
2010	[REDACTED]
2010	[REDACTED]
2010	[REDACTED]
2010	[REDACTED]
2010	[REDACTED]
2010	[REDACTED]
2010	[REDACTED]
2010	[REDACTED]
2010	[REDACTED]
2010	[REDACTED]
2010	[REDACTED]
2010	[REDACTED]
2010	[REDACTED]

TOTAL G&A		
Supervisor - Salaried/Hourly 56010/56020		
2010		
2010		
2010		
2010		
2010		
2010		
2010		
2010		
2010		
TOTAL SUPERVISOR		
GRAND TOTALS		
Reconciliation of Payroll Register to General Ledger		
DRIVER WAGES PER PR REGISTER		
Accruals, Manual Adjustments/Reclasses		
50020	Wages Regular	
50025	Wages O.T.	
50035	Safety Bonuses	
50036	Other Bonuses	
50065	Vacation Pay	
50070	Sick Pay	
Difference		
MECHANICS - HOURLY & SALARY PER PR REGISTER		
Accruals, Manual Adjustments/Reclasses (See Detailed Schedule)		
52010	Salaries	
52020	Wages Regular	
52025	Wages O.T.	
52035	Safety Bonuses	
52036	Other Bonuses	
52065	Vacation Pay	
52070	Sick Pay	
Difference		
SALES - SALARY WAGES PER PR REGISTER		
Accruals, Manual Adjustments/Reclasses (See Detailed Schedule)		
60010	Salaries	
60030	Wages Regular	
60065	Vacation Pay	
60070	Sick Pay	
Difference		
SUPERVISOR - SALARY & HOURLY WAGES PER PR REGISTER		

Accruals, Manual Adjustments/Reclasses
(See Supervisor GL Detail tab for Details)

56010	Salaries
56020	Wages Regular
56025	Wages O.T.
56035	Safety Bonus
56036	Other Bonus
56065	Vacation Pay
56070	Sick Pay
	Difference

G&A - SALARY & HOURLY WAGES PER PR REGISTER

Accruals, Division Payroll Alloc., Region OH Alloc., Other Comp Adjust In
(See G&A GL Detail tab for Details)

70010	Salaries
70020	Wages Regular
70025	Wages O.T.
70035	Safety Bonuses
70036	Tooty Bonuses
70065	Vacation Pay
70070	Sick Pay
	Difference

CONTAINER HOURLY WAGES PER PR REGISTER

Accruals, Manual Adjustments/Reclasses
(See Detailed Schedule)

55020	Wages Regular
55025	Wages O.T.
55035	Safety Bonuses
55036	Other Bonuses
55065	Vacation Pay
55070	Sick Pay
	Difference



(B)

Tickmarks

(B) These differences are due to comparing test period restated wages at the current pay rate to the GL expense, which includes a blend of pay rates during the year. Wage restatement amounts are linked to the Consolidated IS in the Pro forma workbook.

Depreciation & Average Investment Summary
Waste Connections of WA - Regulated

Combined Depreciation							
Equipment	Cost	Salvage	Depr Cost	Test Year Depr	Beginning Accum Depr	Ending Accum Depr	Average Investment
Trucks							
Garbage - Regulated Only							
Garbage Non-Regulated Only							
Garbage - Shared							
Electric Trucks							
Roll-off							
Recycle Trucks							
Yard Debris Trucks							
Shredding							
Container							
Total Trucks							
Containers:							
Garbage Carts (non-reg)							
Garbage Carts (Reg only)							
Recycle Carts (non-reg)							
Yard Debris Carts (non-reg)							
Organics Carts (non-reg)							
Recycle Container (non-reg)							
Garbage Container (shared)							
Drop Boxes (shared)							
Shred (non-reg)							
Total Cont, Carts,Totes							
Shared Service Equipment							
Non-Regulated Service Equip							
Shared Shop Equipment							
CNG Station							
Office Equipment							
Shared Office Equipment							
Non-Regulated Office Equipment							
Shared Leasehold/Property Imprv							
Buildings							
Land							
Total Equipment							
<i>Check</i>	-	-	-	-	-	-	-

Depreciation & Average Investment Sun
Waste Connections of WA - Regulated

Equipment	Reg vs. Non Reg Allocation							
	Depreciation Expense				Average Investment			
	Total	Regulated	Non-Regulated	Allocator	Total	Regulated	Non-Regulated	Allocator
Trucks								
Garbage - Regulated Only								
Garbage Non-Regulated Only								
Garbage - Shared								
Electric Trucks								
Roll-off								
Recycle Trucks								
Yard Debris Trucks								
Shredding								
Container								
Total Trucks								
Containers:								
Garbage Carts (non-reg)								
Garbage Carts (Reg only)								
Recycle Carts (non-reg)								
Yard Debris Carts (non-reg)								
Organics Carts (non-reg)								
Recycle Container (non-reg)								
Garbage Container (shared)								
Drop Boxes (shared)								
Shred (non-reg)								
Total Cont, Carts,Totes								
Shared Service Equipment								
Non-Regulated Service Equip								
Shared Shop Equipment								
CNG Station								
Office Equipment								
Shared Office Equipment								
Non-Regulated Office Equipment								
Shared Leasehold/Property Imprv								
Buildings								
Land								
Total Equipment								
<i>Check</i>	-				-			

Depreciation & Average Investment Sun
Waste Connections of WA - Regulated

Regulated by LOB Allocation								
Equipment	Depreciation Expense			Allocator	Average Investment			Allocator
	Total	Packer	RO		Total	Packer	RO	
Trucks								
Garbage - Regulated Only								
Garbage Non-Regulated Only								
Garbage - Shared								
Electric Trucks								
Roll-off								
Recycle Trucks								
Yard Debris Trucks								
Shredding								
Container								
Total Trucks								
Containers:								
Garbage Carts (non-reg)								
Garbage Carts (Reg only)								
Recycle Carts (non-reg)								
Yard Debris Carts (non-reg)								
Organics Carts (non-reg)								
Recycle Container (non-reg)								
Garbage Container (shared)								
Drop Boxes (shared)								
Shred (non-reg)								
Total Cont, Carts,Totes								
Shared Service Equipment								
Non-Regulated Service Equip								
Shared Shop Equipment								
CNG Station								
Office Equipment								
Shared Office Equipment								
Non-Regulated Office Equipment								
Shared Leasehold/Property Imprv								
Buildings								
Land								
Total Equipment								
<i>Check</i>	-				-			

Waste Connections of Washington
Disposal Summary
Year Ended March 31, 2022

Note: This worksheet provides the disposal dollars and tons per our Waste Works system in columns C-F. This is then tied to the GL amount for account "40139" in columns H-J. The information obtained from the system is used appropriately allocate disposal expense between the regulated and non-regulated lines of business on the Master IS tab.

Disposal Expense/Ton Breakdown by Type				
	Tons	Dollars		
RO	92,024.24	\$ 8,234,515.34	\$	89.48
RO - Food Waste	-	\$ 0.00		
RO - Other	1,957.53	\$ 70,422.40	\$	35.98
	<u>93,981.77</u>	<u>\$ 8,304,937.74</u>		
RO Rpt Total	93,981.77	\$ 8,304,937.74		
Variance to Breakout	-	-		
Resi/Comm MSW	165,572.63	\$ 16,362,444.45	\$	98.82
Food Waste	1,132.84	\$ 96,854.05	\$	85.50
Organics	12,461.58	\$ 1,055,328.44	\$	84.69
MSW - Other	2,207.77	\$ 76,117.05	\$	34.48
	<u>181,374.82</u>	<u>\$ 17,590,743.99</u>		
MSW/Comm Rpt Total	181,374.82	\$ 17,590,743.99		
Variance to Breakout	-	-		

Reconciliation to GL 40139	
Per GL	\$ 25,898,341.00
Waste Works RO - Garbage Only	\$ 8,234,515.34
Waste Works MSW/Comm Garbage Only	\$ 16,362,444.45
Waste Works Other (FW, YD, etc)	\$ 1,298,721.94
	<u>\$ 25,895,681.73</u>
Variance to GL	\$ (2,659.27)
	-0.01% <i>imm</i>

Reconciliation of Pass Through Expense	
Pass-Through per Billing	\$ 8,455,261.03
Pass-Through in Acct. 40139	\$ 8,304,937.74
Pass-Through In Other Accts.	\$ 150,323.29

Disposal Summary		
	Tons	Dollars
RO MSW	92,024.24	\$ 8,234,515.34
Resi/Comm MSW	165,572.63	\$ 16,362,444.45
Other (Yard Debris, Wood, Food Waste, Organics)	17,759.72	\$ 1,298,721.94
	<u>275,356.59</u>	<u>\$ 25,895,681.73</u>

Regulated/Non-Regulated Breakout - Via Disposal Alloc Calc		
Regulated	50.16%	
Non-Regulated	49.84%	
	100.00%	

Waste Connections of Washington								
Outside Repairs Log								
April 1, 2021- March 31, 2022								
Note: This shows the hours worked by Waste Connections of Washington employees on projects for other Companies. This is removed from the TV expense.								
MONTHLY OUTSIDE REPAIRS LOG				FAB Labor		Labor	Parts	Hourly Rate
DATE	TRUCK #	labor explanation		FAB LABOR		LABOR	PARTS	District

Waste Connections, Inc.
BS Close Report
2022-03

Districts/Grouping: 2010
Exclude IC:

System:
SubSystem:

	From Epicor - Current Mth Actual BS				Three Month BS Trend (from Epicor)			Change from Prior Period
	(drill)	(drill)	(drill)	(drill)	(drill)	(drill)	(drill)	
	Current Mth			Total	Jan-22	Feb-22	Total Mar-22	
	Posted	Unposted	Staged					
10050 US Bank Depository Account								
10051 Local Petty Cash Account								
10070 Proceeds from Sale of Assets								
10071 Contra Proceeds from Sale of Assets								
10091 Pay Lockbox Clearing								
10092 Pay								
10093 Pay IC - KUBRA Payments								
10095 Pay ICT Inter District Receipts								
10096 Refunds - Customer								
10097 EFT Pymt Clearing								
10098 Credit Card Pymt Clearing								
10099 Check & Cash Pymt Clearing								
Cash								
11501 Trade A/R Desert Micro								
11502 Trade A/R Desert Micro Receipts								
11510 Unbilled Trade A/R								
11511 Other Trade A/R								
11701 Employee A/R								
11800 Other A/R								
11900 Allow For Doubtful Accounts								
11901 Provision for Bad Debts								
11902 Bad Debt Write Offs								
11903 Bad Debt Collected								
A/R								
12001 Inventory Parts								
12002 Inventory Diesel								
12003 Inventory Oil and Lube								
12004 Inventory Container								
12005 Inventory Tires								
Inventory								
13001 Prepaid Licenses and Permits								
13002 Prepaid Insurance								
13003 Prepaid Vehicle Use Tax								
13004 Prepaid Property Tax								
13005 Prepaid Rent								
13008 Prepaid Other								
Prepays								
Curr Deferred								
Current Assets								
14001 Cap Ex Land								
14003 Transfer/Reclass Land								
14011 Cap Ex Land Improvement								
14016 Depre Expense Land Improv								
14031 Cap Ex Heavy Equipment								
14033 Transfer/Reclass Heavy Equipment								
14034 Sale/Disposition Heavy Equipment								
14036 Depre Exp Heavy Equipment								
14037 Transfer/Reclass Heavy Equipment								
14038 Sale/Disposition Heavy Equipment								
14040 Truck								
14041 Cap Ex Trucks								
14042 Acquisitions Trucks								
14043 Transfer/Reclass Trucks								
14044 Sale/Disposition Trucks								
14045 A/D Truck								
14046 Depre Exp Trucks								
14047 Transfer/Reclass Trucks								
14048 Sale/Disposition Trucks								
14050 Container								
14051 Cap Ex Container								
14052 Acquisition Container								
14053 Transfer/Reclass Container								
14054 Sale/Disposition Container								
14055 A/D Container								
14056 Depre Exp Container								

Waste Connections, Inc.
BS Close Report
2022-03

Districts/Grouping: 2010
Exclude IC:

System:
SubSystem:

	From Epicor - Current Mth Actual BS				Three Month BS Trend (from Epicor)			Change from Prior Period
	(drill)	(drill)	(drill)	(drill)	(drill)	(drill)	(drill)	
	Current Mth			Total	Jan-22	Feb-22	Total Mar-22	
	Posted	Unposted	Staged					
14057	Transfer/Reclass AD Container							
14058	Sale/Disposition AD Container							
14061	Cap Ex Compactor							
14066	Depre Exp Compactor							
14070	Shop Equipment							
14071	Cap Ex Shop Equipment							
14073	Transfer/Reclass Shop Equipment							
14074	Sale/Disposition Shop Equipment							
14075	A/D Shop Equipment							
14076	Depre Exp Shop Equipment							
14077	Transfer/Reclass AD Shop Equipment							
14078	Sale/Disposition AD Shop Equipment							
14081	Cap Ex Building							
14086	Depre Exp Building							
14090	Leasehold Improvements							
14091	Cap Ex Leasehold Improvement							
14093	Transfer/Reclass Leasehold Improvement							
14095	A/D Leasehold Improvements							
14096	Depre Exp Leasehold Improvement							
14097	Transfer/Reclass AD Leasehold Improv							
14100	Office Equipment							
14101	Cap Ex Office Equipment							
14103	Transfer/Reclass Office Equipment							
14104	Sale/Disposition Office Equipment							
14105	A/D Office Equipment							
14106	Depre Exp Office Equipment							
14107	Transfer/Reclass AD Office Equipment							
14108	Sale/Disposition AD Office Equipment							
14110	Computer Equipment and Software							
14111	Cap Ex Computer Equipment							
14113	Transfer/Reclass Computer Equipment							
14114	Sale/Disposition Computer Equipment							
14115	A/D Computer Equipment and Software							
14116	Depre Exp Computer Equipment							
14117	Transfer/Reclass AD Computer Equipment							
14118	Sale/Disposition AD Computer Equipment							
14121	Cap Ex Accruals							
14201	Cap Ex Construction in Process							
14203	Transfer/Reclass Construction in Process							
	Fixed Assets							
	Notes Rec.							
14301	Operating Lease ROU							
14303	Operating Lease ROU Adjustment							
14304	Sale/Disposal of Operating Lease ROU							
14305	Operating Lease Depreciation							
	Lease Assets							
15110	Goodwill							
15111	Acquisition Goodwill							
15120	Goodwill Amortization							
	Goodwill							
15210	Other Intangibles - Non Compete							
15211	Acquisition - Non Compete							
15215	Amort - Non Compete							
15216	Amort Exp Non Compete							
15240	Other Intangibles							
15241	Acquisition Other							
15242	Transfer/Reclass Other							
15245	Amort Other Intangible							
15246	Amort Exp Other							
15247	Transfer/Reclass Other							
15251	Acquisition Long Term Contracts							
15252	Transfer/Reclass Long Term Contracts							
15256	Amort Expense Long Term Contracts							
15257	Transfer/Reclass Amort Long Term Contrac							
	Intangibles							

Waste Connections, Inc.
BS Close Report
2022-03

Districts/Grouping: 2010
Exclude IC:

System:
SubSystem:


	From Epicor - Current Mth Actual BS				Three Month BS Trend (from Epicor)			Change from Prior Period
	Posted	Current Mth		Total	Jan-22	Feb-22	Total Mar-22	
		Unposted	Staged					
Deposits								
Restricted Cash								
Restricted Investments								
Other Assets								
LOC Loan Fees								
17100 Intercompany Corporate								
18100 Investment Corporate								
Intercompany								
Total Assets								
ST Contingent								
Curr Portion LTD								
20120 AP - Accrued								
20121 AP - Accrued CAPEX								
20123 AP - Accrued Procurement Card								
20140 AP - Sales Tax								
20165 AP - Union Dues								
20170 AP - Other								
20175 Pass Thru Taxes								
20177 AP - Franchise Tax Payable								
20178 WUTC Tax Payable								
20180 AP - Other Taxes								
A/P								
20300 Unearned Revenue								
Unearned Rev								
20320 Accrued Liabilities Wages Commissions								
20321 Vacation Accrual								
20340 Accrued Liabilities Safety Bonus								
20351 Accrued Liabilities Ins. - Workers Comp								
20360 Accrued Liabilities - Property Tax								
20397 Accrued Liabilities - UP Tracker								
20709 Incurred interest entity notes payable								
Accrued Liab								
20651 ST Operating Lease Liability								
20652 ST Operating Lease Payment								
20655 Accretion on ST Operating Lease								
20656 ST Operating Lease Adjustment								
20658 Operating Lease ST LT Reclass								
BS ST Lease Liabilities								
Current Liab								
21609 Borrowing entity notes payable								
LTD								
21651 LT Operating Lease Liability								
21656 LT Operating Lease Adjustments								
21658 LT Operating Lease ST LT Reclass								
BS LT Lease Liabilities								
Overdraft								
Other LTD								
LT Contingent								
Deferred Taxes								

Waste Connections, Inc.
BS Close Report
2022-03

Districts/Grouping: 2010
Exclude IC:

System:
SubSystem:

	From Epicor - Current Mth Actual BS				Three Month BS Trend (from Epicor)			Change from Prior Period
	Posted	Current Mth		Total	Jan-22	Feb-22	Total Mar-22	
		Unposted	Staged					
Minority Int								
Loan Fees								
Total Liabilities								
Common Stock								
Other Equity								
Deferred Comp								
Unrealized Swap Val								
APIC								
Treasury								
Cumulative translation adjustment								
29100 Retained Earnings								
29103 Retained Earnings Adjustments								
Retained Earnings								
Retained Earnings								
Total Liab & Equity								
BS Balance								
Data Not Included								



Waste Connections, Inc.
BS Close Report
2021-03

Districts/Grouping: 2010
Exclude IC:

System:
SubSystem:

	From Epicor - Current Mth Actual BS				Three Month BS Trend (from Epicor)			Change from Prior Period
	(drill)	(drill)	(drill)	(drill)	(drill)	(drill)	(drill)	
	Current Mth			Total	Jan-21	Feb-21	Total Mar-21	
	Posted	Unposted	Staged					
10050 US Bank Depository Account								
10051 Local Petty Cash Account								
10070 Proceeds from Sale of Assets								
10071 Contra Proceeds from Sale of Assets								
10091 Pay Lockbox Clearing								
10092 Pay								
10093 Pay IC - KUBRA Payments								
10095 Pay ICT Inter District Receipts								
10096 Refunds - Customer								
10097 EFT Pymt Clearing								
10098 Credit Card Pymt Clearing								
10099 Check & Cash Pymt Clearing								
Cash								
11501 Trade A/R Desert Micro								
11502 Trade A/R Desert Micro Receipts								
11510 Unbilled Trade A/R								
11511 Other Trade A/R								
11701 Employee A/R								
11800 Other A/R								
11900 Allow For Doubtful Accounts								
11901 Provision for Bad Debts								
11902 Bad Debt Write Offs								
11903 Bad Debt Collected								
A/R								
12001 Inventory Parts								
12002 Inventory Diesel								
12003 Inventory Oil and Lube								
12004 Inventory Container								
12005 Inventory Tires								
Inventory								
13001 Prepaid Licenses and Permits								
13002 Prepaid Insurance								
13003 Prepaid Vehicle Use Tax								
13004 Prepaid Property Tax								
13005 Prepaid Rent								
13008 Prepaid Other								
Prepays								
Curr Deferred								
Current Assets								
14001 Cap Ex Land								
14003 Transfer/Reclass Land								
14011 Cap Ex Land Improvement								
14016 Depre Expense Land Improv								
14031 Cap Ex Heavy Equipment								
14033 Transfer/Reclass Heavy Equipment								
14034 Sale/Disposition Heavy Equipment								
14036 Depre Exp Heavy Equipment								
14037 Transfer/Reclass Heavy Equipment								
14038 Sale/Disposition Heavy Equipment								
14040 Truck								
14041 Cap Ex Trucks								
14042 Acquisitions Trucks								
14043 Transfer/Reclass Trucks								
14044 Sale/Disposition Trucks								
14045 A/D Truck								
14046 Depre Exp Trucks								
14047 Transfer/Reclass Trucks								
14048 Sale/Disposition Trucks								
14050 Container								
14051 Cap Ex Container								
14052 Acquisition Container								
14053 Transfer/Reclass Container								
14054 Sale/Disposition Container								
14055 A/D Container								
14056 Depre Exp Container								

Waste Connections, Inc.
BS Close Report
2021-03

Districts/Grouping: 2010
Exclude IC:

System:
SubSystem:

	From Epicor - Current Mth Actual BS				Three Month BS Trend (from Epicor)			Change from Prior Period
	(drill)	(drill)	(drill)	(drill)	(drill)	(drill)	(drill)	
	Current Mth			Total	Jan-21	Feb-21	Total Mar-21	
	Posted	Unposted	Staged					
14057 Transfer/Reclass AD Container								
14058 Sale/Disposition AD Container								
14061 Cap Ex Compactor								
14066 Depre Exp Compactor								
14070 Shop Equipment								
14071 Cap Ex Shop Equipment								
14073 Transfer/Reclass Shop Equipment								
14074 Sale/Disposition Shop Equipment								
14075 A/D Shop Equipment								
14076 Depre Exp Shop Equipment								
14077 Transfer/Reclass AD Shop Equipment								
14078 Sale/Disposition AD Shop Equipment								
14081 Cap Ex Building								
14086 Depre Exp Building								
14090 Leasehold Improvements								
14091 Cap Ex Leasehold Improvement								
14093 Transfer/Reclass Leasehold Improvement								
14095 A/D Leasehold Improvements								
14096 Depre Exp Leasehold Improvement								
14097 Transfer/Reclass AD Leasehold Improv								
14100 Office Equipment								
14101 Cap Ex Office Equipment								
14103 Transfer/Reclass Office Equipment								
14104 Sale/Disposition Office Equipment								
14105 A/D Office Equipment								
14106 Depre Exp Office Equipment								
14107 Transfer/Reclass AD Office Equipment								
14108 Sale/Disposition AD Office Equipment								
14110 Computer Equipment and Software								
14111 Cap Ex Computer Equipment								
14113 Transfer/Reclass Computer Equipment								
14114 Sale/Disposition Computer Equipment								
14115 A/D Computer Equipment and Software								
14116 Depre Exp Computer Equipment								
14117 Transfer/Reclass AD Computer Equipment								
14118 Sale/Disposition AD Computer Equipment								
14121 Cap Ex Accruals								
14201 Cap Ex Construction in Process								
14203 Transfer/Reclass Construction in Process								
Fixed Assets								
Notes Rec.								
14301 Operating Lease ROU								
14305 Operating Lease Depreciation								
Lease Assets								
15110 Goodwill								
15111 Acquisition Goodwill								
15120 Goodwill Amortization								
Goodwill								
15210 Other Intangibles - Non Compete								
15211 Acquisition - Non Compete								
15215 Amort - Non Compete								
15216 Amort Exp Non Compete								
15240 Other Intangibles								
15241 Acquisition Other								
15242 Transfer/Reclass Other								
15245 Amort Other Intangible								
15246 Amort Exp Other								
15247 Transfer/Reclass Other								
15251 Acquisition Long Term Contracts								
15252 Transfer/Reclass Long Term Contracts								
15256 Amort Expense Long Term Contracts								
15257 Transfer/Reclass Amort Long Term Contrac								
Intangibles								
Deposits								

Waste Connections, Inc.
BS Close Report
2021-03

Districts/Grouping: 2010
Exclude IC:

System:
SubSystem:

	From Epicor - Current Mth Actual BS				Three Month BS Trend (from Epicor)			Change from Prior Period
	(drill)	(drill)	(drill)	(drill)	(drill)	(drill)	(drill)	
	Current Mth			Total	Jan-21	Feb-21	Total Mar-21	
	Posted	Unposted	Staged					
Restricted Cash								
Restricted Investments								
Other Assets								
LOC Loan Fees								
17100 Intercompany Corporate								
18100 Investment Corporate								
Intercompany								
Total Assets								
ST Contingent								
Curr Portion LTD								
20120 AP - Accrued								
20121 AP - Accrued CAPEX								
20123 AP - Accrued Procurement Card								
20140 AP - Sales Tax								
20165 AP - Union Dues								
20166 AP - Accrued Union RRSP/Pension								
20170 AP - Other								
20175 Pass Thru Taxes								
20177 AP - Franchise Tax Payable								
20178 WUTC Tax Payable								
20180 AP - Other Taxes								
A/P								
20300 Unearned Revenue								
Unearned Rev								
20320 Accrued Liabilities Wages Commissions								
20321 Vacation Accrual								
20340 Accrued Liabilities Safety Bonus								
20351 Accrued Liabilities Ins. - Workers Comp								
20360 Accrued Liabilities - Property Tax								
20397 Accrued Liabilities - UP Tracker								
20709 Incurred interest entity notes payable								
Accrued Liab								
20651 ST Operating Lease Liability								
20652 ST Operating Lease Payment								
20655 Accretion on ST Operating Lease								
20658 Operating Lease ST LT Reclass								
BS ST Lease Liabilities								
Current Liab								
21609 Borrowing entity notes payable								
LTD								
21651 LT Operating Lease Liability								
21658 LT Operating Lease ST LT Reclass								
BS LT Lease Liabilities								
Overdraft								
Other LTD								
LT Contingent								
Deferred Taxes								
Minority Int								

Waste Connections, Inc.
BS Close Report
2021-03

Districts/Grouping: 2010
Exclude IC:

System:
SubSystem:

	From Epicor - Current Mth Actual BS			Three Month BS Trend (from Epicor)			Change from Prior Period
	(drill)	(drill)	(drill)	(drill)	(drill)	(drill)	
	Current Mth			Total	Jan-21	Feb-21	Total Mar-21
	Posted	Unposted	Staged				
Loan Fees							
Total Liabilities							
Common Stock							
Other Equity							
Deferred Comp							
Unrealized Swap Val							
APIC							
Treasury							
Cumulative translation adjustment							
29100 Retained Earnings							
29103 Retained Earnings Adjustments							
Retained Earnings							
Retained Earnings							
Total Liab & Equity							
BS Balance							
Data Not Included	-	-	-	-	-	-	-

Journal Entry Query Tool

v.4.6

TEXT IN RED BOX CONFIDENTIAL PER WAC 480-07-160

NOTE: Ctrl+Shift+J to pull data


Date Range:

From: 2021-04

To: 2022-03

Total of Entries:	325,253.58	0.00	ed, S = Staged, C:0 = I/C Unposted, -1 = Hanging out there.
Num of Entries Shown:	163	163	*records limit: 10000

Full Account	Date	Amount USD	Amount CAD	Nat Currency	Journal Control Num	Psted*	Journal Description
--------------	------	------------	------------	--------------	---------------------	--------	---------------------



Journal Entry Query Tool

v.4.6

TEXT IN RED BOX CONFIDENTIAL PER WAC 480-07-160

		Other Criteria
Districts:	2010	\
Accts:	59341,59342,59343,59344,59400	A
System:		
Subsystem:		

Total of Entries:
Num of Entries Shown:

Full Account	User	R/Type	Vendor Code	One Time Vendor	Further Description
--------------	------	--------	-------------	-----------------	---------------------

[Redacted Content]					
--------------------	--	--	--	--	--

Journal Entry Query Tool

v.4.6

TEXT IN RED BOX CONFIDENTIAL PER WAC 480-07-160

NOTE: Ctrl+Shift+J to pull data


Date Range:

From: 2021-04

To: 2022-03

Total of Entries:	325,253.58	0.00	ed, S = Staged, C:0 = I/C Unposted, -1 = Hanging out there.
Num of Entries Shown:	163	163	*records limit: 10000

Full Account	Date	Amount USD	Amount CAD	Nat Currency	Journal Control Num	Psted*	Journal Description
--------------	------	------------	------------	--------------	---------------------	--------	---------------------



Journal Entry Query Tool

v.4.6

TEXT IN RED BOX CONFIDENTIAL PER WAC 480-07-160

		Other Criteria
Districts:	2010	\
Accts:	59341,59342,59343,59344,59400	A
System:		
Subsystem:		

Total of Entries:
Num of Entries Shown:

Full Account	User	R/Type	Vendor Code	One Time Vendor	Further Description
--------------	------	--------	-------------	-----------------	---------------------

[Redacted Content]					
--------------------	--	--	--	--	--

Journal Entry Query Tool

v.4.6

TEXT IN RED BOX CONFIDENTIAL PER WAC 480-07-160

NOTE: Ctrl+Shift+J to pull data


Date Range:

From: 2021-04

To: 2022-03

Total of Entries:	325,253.58	0.00	ed, S = Staged, C:0 = I/C Unposted, -1 = Hanging out there.
Num of Entries Shown:	163	163	*records limit: 10000

Full Account	Date	Amount USD	Amount CAD	Nat Currency	Journal Control Num	Psted*	Journal Description
--------------	------	------------	------------	--------------	---------------------	--------	---------------------



Journal Entry Query Tool

v.4.6

TEXT IN RED BOX CONFIDENTIAL PER WAC 480-07-160

		Other Criteria
Districts:	2010	\
Accts:	59341,59342,59343,59344,59400	A
System:		
Subsystem:		

Total of Entries:
Num of Entries Shown:

Full Account	User	R/Type	Vendor Code	One Time Vendor	Further Description
--------------	------	--------	-------------	-----------------	---------------------

[Redacted Content]					
--------------------	--	--	--	--	--

Journal Entry Query Tool

v.4.6

TEXT IN RED BOX CONFIDENTIAL PER WAC 480-07-160

NOTE: Ctrl+Shift+J to pull data


Date Range:

From: 2021-04

To: 2022-03

Total of Entries:	325,253.58	0.00	ed, S = Staged, C:0 = I/C Unposted, -1 = Hanging out there.
Num of Entries Shown:	163	163	*records limit: 10000

Full Account	Date	Amount USD	Amount CAD	Nat Currency	Journal Control Num	Psted*	Journal Description
--------------	------	------------	------------	--------------	---------------------	--------	---------------------



End of List

Journal Entry Query Tool

v.4.6

TEXT IN RED BOX CONFIDENTIAL PER WAC 480-07-160

		Other Criteria
Districts:	2010	\
Accts:	59341,59342,59343,59344,59400	A
System:		
Subsystem:		

Total of Entries:
Num of Entries Shown:

Full Account	User	R/Type	Vendor Code	One Time Vendor	Further Description

End of List

Journal Entry Query Tool

v.4.6

TEXT IN RED BOX CONFIDENTIAL PER WAC 480-07-160

NOTE: Ctrl+Shift+J to pull

Date Range:

Total of Entries:	325,253.58	0.00	ed, S = Staged, C:0 = I/C Unposted, -1 = Hanging out
Num of Entries Shown:	163	163	*records limit: 10000

Full Account	Date	Amount USD	Amount CAD	Nat Currency	Journal Control Num
--------------	------	------------	------------	--------------	---------------------

Row Labels	Sum of Amount USD	Pasted Values	Regulated	Non-Regulated	General
------------	-------------------	---------------	-----------	---------------	---------

Journal Entry Query Tool

v.4.6


TEXT IN RED BOX CONFIDENTIAL PER WAC 480-07-160

NOTE: Ctrl+Shift+J to pull

Date Range:

Total of Entries:	325,253.58	0.00	ed, S = Staged, C:0 = I/C Unposted, -1 = Hanging out
Num of Entries Shown:	163	163	*records limit: 10000

Full Account	Date	Amount USD	Amount CAD	Nat Currency	Journal Control Num
--------------	------	------------	------------	--------------	---------------------



Journal Entry Query Tool

v.4.6


TEXT IN RED BOX CONFIDENTIAL PER WAC 480-07-160

NOTE: Ctrl+Shift+J to pull

Date Range:

Total of Entries:	325,253.58	0.00	ed, S = Staged, C:0 = I/C Unposted, -1 = Hanging out
Num of Entries Shown:	163	163	*records limit: 10000

Full Account	Date	Amount USD	Amount CAD	Nat Currency	Journal Control Num
--------------	------	------------	------------	--------------	---------------------



NOTE: Ctrl+Shift+J to pull data

Date Range:
From: 2019-04
To: 2022-03

Other Criteria
Districts: 2010
Accts: 59341,59342,59343,59344,59400
System:
Subsystem:
Vendor Code:
Amount From:
Amount To:
Posting: All

Total of Entries: 816,393.11 0.00 *pstd: P = Posted, U = Unposted, S = Staged, C:0 = I/C Unposted, -1 = Hanging out there.
Num of Entries Shown: 416 416 *records ltr 10000

Full Account	Date	Amount USD	Amount CAD	Nat Currency	Journal Contr	Pstd*	Journal Description	User	R/Type	Vendor Code	One Time Vendor	Further Descrij	Date Doc	Doc Desc	Doc C
--------------	------	------------	------------	--------------	---------------	-------	---------------------	------	--------	-------------	-----------------	-----------------	----------	----------	-------

32
2010-
32

####

3766

NOTE: Ctrl+Shift+J to pull data

Date Range:
From: 2019-04
To: 2022-03

Other Criteria
Districts: 2010
Accts: 59341,59342,59343,59344,59400
System:
Subsystem:
Vendor Code:
Amount From:
Amount To:
Posting: All

Total of Entries: 816,393.11 0.00 *pstd: P = Posted, U = Unposted, S = Staged, C:0 = I/C Unposted, -1 = Hanging out there.
Num of Entries Shown: 416 416 *records ltr 10000

Full Account	Date	Amount USD	Amount CAD	Nat Currency	Journal Contr Pstd*	Journal Description User	R/Type	Vendor Code	One Time Vendor	Further Descrij Date Doc	Doc Desc	Doc C
--------------	------	------------	------------	--------------	---------------------	--------------------------	--------	-------------	-----------------	--------------------------	----------	-------

3243

Journal Entry Query Tool

v.4.6

TEXT IN RED BOX CONFIDENTIAL PER WAC 480-07-160

NOTE: Ctrl+Shift+J to pull data

Date Range:
From: 2019-04
To: 2022-03

Other Criteria
Districts: 2010
Accts: 59341,59342,59343,59344,59400
System:
Subsystem:
Vendor Code:
Amount From:
Amount To:
Posting: All

Total of Entries: 816,393.11 0.00 *pstd: P = Posted, U = Unposted, S = Staged, C:0 = I/C Unposted, -1 = Hanging out there.
Num of Entries Shown: 416 416 *records ltr 10000

Full Account Date Amount USD Amount CAD Nat Journal Contr Pstd* Journal Description User R/Type Vendor Code One Time Vendor Further Descrij Date Doc Doc Desc Doc C

Table with columns: Full Account, Date, Amount USD, Amount CAD, Nat, Journal Contr, Pstd*, Journal Description, User, R/Type, Vendor Code, One Time Vendor, Further Descrij, Date, Doc, Doc Desc, Doc C. The table content is mostly obscured by a large black redaction box.

2010-

####

2010-

Journal Entry Query Tool

v.4.6

TEXT IN RED BOX CONFIDENTIAL PER WAC 480-07-160


NOTE: Ctrl+Shift+J to pull data

Date Range:
 From: 2019-04
 To: 2022-03

Other Criteria
 Districts: 2010
 Accts: 59341,59342,59343,59344,59400
 System:
 Subsystem:
 Vendor Code:
 Amount From:
 Amount To:
 Posting: All

Total of Entries: 816,393.11 0.00 *pstd: P = Posted, U = Unposted, S = Staged, C:0 = I/C Unposted, -1 = Hanging out there.
Num of Entries Shown: 416 416 *records ltr 10000

Full Account	Date	Amount USD	Amount CAD	Nat Currency	Journal Contr Pstd*	Journal Description User	R/Type	Vendor Code	One Time Vendor	Further Descrij Date Doc	Doc Desc	Doc C
--------------	------	------------	------------	--------------	---------------------	--------------------------	--------	-------------	-----------------	--------------------------	----------	-------



2010-

Journal Entry Query Tool

v.4.6

TEXT IN RED BOX CONFIDENTIAL PER WAC 480-07-160

NOTE: Ctrl+Shift+J to pull data

Date Range:

From: 2019-04
To: 2022-03

Other Criteria

Districts: 2010
Accts: 59341,59342,59343,59344,59400
System:
Subsystem:

Vendor Code:
Amount From:
Amount To:
Posting: All

Total of Entries: 816,393.11 0.00 *pstd: P = Posted, U = Unposted, S = Staged, C:0 = I/C Unposted, -1 = Hanging out there.
Num of Entries Shown: 416 416 *records ltr 10000

Full Account	Date	Amount USD	Amount CAD	Nat Currency	Journal Contr Pstd*	Journal Description User	R/Type	Vendor Code	One Time Vendor	Further Descrij Date Doc	Doc Desc	Doc C
--------------	------	------------	------------	--------------	---------------------	--------------------------	--------	-------------	-----------------	--------------------------	----------	-------


NOTE: Ctrl+Shift+J to pull data

Date Range:
From: 2019-04
To: 2022-03

Other Criteria
Districts: 2010
Accts: 59341,59342,59343,59344,59400
System:
Subsystem:
Vendor Code:
Amount From:
Amount To:
Posting: All

Total of Entries: 816,393.11 0.00 *pstd: P = Posted, U = Unposted, S = Staged, C:0 = I/C Unposted, -1 = Hanging out there.
Num of Entries Shown: 416 416 *records ltr 10000

Full Account	Date	Amount USD	Amount CAD	Nat Currency	Journal Contr	Pstd*	Journal Description	User	R/Type	Vendor Code	One Time Vendor	Further Descrij	Date Doc	Doc Desc	Doc C
--------------	------	------------	------------	--------------	---------------	-------	---------------------	------	--------	-------------	-----------------	-----------------	----------	----------	-------



Journal Entry Query Tool

v.4.6

TEXT IN RED BOX CONFIDENTIAL PER WAC 480-07-160

NOTE: Ctrl+Shift+J to pull data

Date Range:

From: 2019-04
To: 2022-03

Other Criteria

Districts: 2010
Accts: 59341,59342,59343,59344,59400
System:
Subsystem:

Vendor Code:
Amount From:
Amount To:
Posting: All

Total of Entries: 816,393.11 0.00 *pstd: P = Posted, U = Unposted, S = Staged, C:0 = I/C Unposted, -1 = Hanging out there.
Num of Entries Shown: 416 416 *records ltr 10000

Full Account	Date	Amount USD	Amount CAD	Nat Currency	Journal Contr	Pstd*	Journal Description	User	R/Type	Vendor Code	One Time Vendor	Further Descrij	Date Doc	Doc Desc	Doc C
--------------	------	------------	------------	--------------	---------------	-------	---------------------	------	--------	-------------	-----------------	-----------------	----------	----------	-------

0.00

Date Range:

From: 2021-04
To: 2022-03

Districts: 2010
Accts: 43001
System:
Subsystem:

Total of Entries: 1,194,694.77 0.00 *pstcd: P = Posted, U = Unposted, S = Staged, C:0 = I/C Unposted, -1 = Hanging out there.
Num of Entries Shown: 63 *records limit: 10000

Full Account	Date	Amount USD	Amount CAD	Nat Currency	Journal Control Num	Pstcd*	Journal Description	User	R/Type	Vendor Code	One Time Vendor
43001-2010-000-00	4/23/2021	707.16	0.00	USD	JRNLWA00426924	P	From Voucher Posting.	JudyA	0/JE IC	VUS000021339	
43001-2010-000-00	4/30/2021	53.46	0.00	USD	JRNLWA00427710	P	TAX3-Accr Utility Taxes	DarcieB	0/JE STD		
43001-2010-000-00	4/30/2021	728.33	0.00	USD	JRNLWA00427710	P	TAX3-Accr Utility Taxes	DarcieB	0/JE STD		
43001-2010-000-00	4/30/2021	(125.65)	0.00	USD	JRNLWA00427710	P	TAX3-Accr Utility Taxes	DarcieB	0/JE STD		
43001-2010-000-00	4/30/2021	129,755.76	0.00	USD	JRNLWA00427711	P	TAX5-Accr. B&O Tax	DarcieB	0/JE STD		
43001-2010-000-00	4/30/2021	150.61	0.00	USD	JRNLWA00427711	P	TAX5-Accr. B&O Tax	DarcieB	0/JE STD		
43001-2010-000-00	5/24/2021	677.52	0.00	USD	JRNLWA00428519	P	From Voucher Posting.	asnell	0/JE IC	VUS000021339	
43001-2010-000-00	5/31/2021	31.78	0.00	USD	JRNLWA00429472	P	TAX3-Accr Utility Taxes	DarcieB	0/JE STD		
43001-2010-000-00	5/31/2021	(0.38)	0.00	USD	JRNLWA00429472	P	TAX3-Accr Utility Taxes	DarcieB	0/JE STD		
43001-2010-000-00	5/31/2021	(40.57)	0.00	USD	JRNLWA00429472	P	TAX3-Accr Utility Taxes	DarcieB	0/JE STD		
43001-2010-000-00	5/31/2021	(1,103.93)	0.00	USD	JRNLWA00429472	P	TAX3-Accr Utility Taxes	DarcieB	0/JE STD		
43001-2010-000-00	5/31/2021	129,232.88	0.00	USD	JRNLWA00429479	P	TAX5-Accr. B&O Tax	DarcieB	0/JE STD		
43001-2010-000-00	5/31/2021	(31.78)	0.00	USD	JRNLWA00429811	P	MISC7: Utility Tax JE True-Up	DarcieB	0/JE STD		
43001-2010-000-00	5/31/2021	40.57	0.00	USD	JRNLWA00429811	P	MISC7: Utility Tax JE True-Up	DarcieB	0/JE STD		
43001-2010-000-00	6/22/2021	682.34	0.00	USD	JRNLWA00430080	P	From Voucher Posting.	JudyA	0/JE IC	VUS000021339	
43001-2010-000-00	6/30/2021	(53.31)	0.00	USD	JRNLWA00431076	P	TAX3-Accr Utility Taxes	DarcieB	0/JE STD		
43001-2010-000-00	6/30/2021	1,224.38	0.00	USD	JRNLWA00431076	P	TAX3-Accr Utility Taxes	DarcieB	0/JE STD		
43001-2010-000-00	6/30/2021	131,703.16	0.00	USD	JRNLWA00431080	P	TAX5-Accr. B&O Tax	DarcieB	0/JE STD		
43001-2010-000-00	6/30/2021	(148.12)	0.00	USD	JRNLWA00431080	P	TAX5-Accr. B&O Tax	DarcieB	0/JE STD		
43001-2010-000-00	7/31/2021	432.00	0.00	USD	JRNLWA00432727	P	TAX3-Accr Utility Taxes	JenniferSi	0/JE STD		
43001-2010-000-00	7/31/2021	285.07	0.00	USD	JRNLWA00432727	P	TAX3-Accr Utility Taxes	JenniferSi	0/JE STD		
43001-2010-000-00	7/31/2021	(54.30)	0.00	USD	JRNLWA00432727	P	TAX3-Accr Utility Taxes	JenniferSi	0/JE STD		
43001-2010-000-00	7/31/2021	131,103.40	0.00	USD	JRNLWA00432733	P	TAX5-Accr. B&O Tax	JenniferSi	0/JE STD		
43001-2010-000-00	7/31/2021	(0.02)	0.00	USD	JRNLWA00432733	P	TAX5-Accr. B&O Tax	JenniferSi	0/JE STD		
43001-2010-000-00	7/31/2021	2.33	0.00	USD	JRNLWA00432733	P	TAX5-Accr. B&O Tax	JenniferSi	0/JE STD		
43001-2010-000-00	8/23/2021	721.95	0.00	USD	JRNLWA00433240	P	From Voucher Posting.	asnell	0/JE IC	VUS000021339	
43001-2010-000-00	8/23/2021	1.59	0.00	USD	JRNLWA00433244	P	From Voucher Posting.	asnell	0/JE IC	VUS000021339	
43001-2010-000-00	8/31/2021	(423.93)	0.00	USD	JRNLWA00434377	P	TAX3-Accr Utility Taxes	JenniferSi	0/JE STD		
43001-2010-000-00	8/31/2021	(91.90)	0.00	USD	JRNLWA00434377	P	TAX3-Accr Utility Taxes	JenniferSi	0/JE STD		
43001-2010-000-00	8/31/2021	22.77	0.00	USD	JRNLWA00434377	P	TAX3-Accr Utility Taxes	JenniferSi	0/JE STD		
43001-2010-000-00	8/31/2021	131,254.45	0.00	USD	JRNLWA00434391	P	TAX5-Accr. B&O Tax	JenniferSi	0/JE STD		
43001-2010-000-00	8/31/2021	1,916.82	0.00	USD	JRNLWA00434391	P	TAX5-Accr. B&O Tax	JenniferSi	0/JE STD		
43001-2010-000-00	8/31/2021	(70.99)	0.00	USD	JRNLWA00434391	P	TAX5-Accr. B&O Tax	JenniferSi	0/JE STD		
43001-2010-000-00	9/24/2021	737.54	0.00	USD	JRNLWA00434886	P	From Voucher Posting.	asnell	0/JE IC	VUS000021339	
43001-2010-000-00	9/30/2021	80.24	0.00	USD	JRNLWA00435925	P	TAX3-Accr Utility Taxes	JenniferSi	0/JE STD		
43001-2010-000-00	9/30/2021	(60.41)	0.00	USD	JRNLWA00435925	P	TAX3-Accr Utility Taxes	JenniferSi	0/JE STD		
43001-2010-000-00	9/30/2021	1,796.64	0.00	USD	JRNLWA00435925	P	TAX3-Accr Utility Taxes	JenniferSi	0/JE STD		
43001-2010-000-00	9/30/2021	132,903.78	0.00	USD	JRNLWA00435926	P	TAX5-Accr. B&O Tax	JenniferSi	0/JE STD		
43001-2010-000-00	9/30/2021	1,864.97	0.00	USD	JRNLWA00435926	P	TAX5-Accr. B&O Tax	JenniferSi	0/JE STD		
43001-2010-000-00	9/30/2021	75.31	0.00	USD	JRNLWA00435926	P	TAX5-Accr. B&O Tax	JenniferSi	0/JE STD		
43001-2010-000-00	10/20/2021	722.08	0.00	USD	JRNLWA00436510	P	From Voucher Posting.	asnell	0/JE IC	VUS000021339	
43001-2010-000-00	10/31/2021	(160.46)	0.00	USD	JRNLWA00437666	P	TAX3-Accr Utility Taxes	JenniferSi	0/JE STD		
43001-2010-000-00	10/31/2021	298.67	0.00	USD	JRNLWA00437666	P	TAX3-Accr Utility Taxes	JenniferSi	0/JE STD		
43001-2010-000-00	10/31/2021	236.79	0.00	USD	JRNLWA00437666	P	TAX3-Accr Utility Taxes	JenniferSi	0/JE STD		
43001-2010-000-00	10/31/2021	130,619.51	0.00	USD	JRNLWA00437667	P	TAX5-Accr. B&O Tax	JenniferSi	0/JE STD		
43001-2010-000-00	10/31/2021	1,945.15	0.00	USD	JRNLWA00437667	P	TAX5-Accr. B&O Tax	JenniferSi	0/JE STD		
43001-2010-000-00	10/31/2021	15.83	0.00	USD	JRNLWA00437667	P	TAX5-Accr. B&O Tax	JenniferSi	0/JE STD		
43001-2010-000-00	11/30/2021	692.20	0.00	USD	JRNLWA00438320	P	From Voucher Posting.	JudyA	0/JE IC	VUS000021339	
43001-2010-000-00	11/30/2021	(140.11)	0.00	USD	JRNLWA00439202	P	TAX3-Accr Utility Taxes	JenniferSi	0/JE STD		
43001-2010-000-00	11/30/2021	101.99	0.00	USD	JRNLWA00439202	P	TAX3-Accr Utility Taxes	JenniferSi	0/JE STD		
43001-2010-000-00	11/30/2021	(25.25)	0.00	USD	JRNLWA00439202	P	TAX3-Accr Utility Taxes	JenniferSi	0/JE STD		
43001-2010-000-00	11/30/2021	(77.18)	0.00	USD	JRNLWA00439202	P	TAX3-Accr Utility Taxes	JenniferSi	0/JE STD		
43001-2010-000-00	11/30/2021	131,197.57	0.00	USD	JRNLWA00439203	P	TAX5-Accr. B&O Tax	JenniferSi	0/JE STD		
43001-2010-000-00	11/30/2021	1,820.09	0.00	USD	JRNLWA00439203	P	TAX5-Accr. B&O Tax	JenniferSi	0/JE STD		
43001-2010-000-00	11/30/2021	(4.24)	0.00	USD	JRNLWA00439203	P	TAX5-Accr. B&O Tax	JenniferSi	0/JE STD		
43001-2010-000-00	12/28/2021	659.70	0.00	USD	JRNLWA00439914	P	From Voucher Posting.	JudyA	0/JE IC	VUS000021339	
43001-2010-000-00	12/31/2021	(171.68)	0.00	USD	JRNLWA00441024	P	TAX3-Accr Utility Taxes	JenniferSi	0/JE STD		
43001-2010-000-00	12/31/2021	25.25	0.00	USD	JRNLWA00441024	P	TAX3-Accr Utility Taxes	JenniferSi	0/JE STD		
43001-2010-000-00	12/31/2021	130,036.73	0.00	USD	JRNLWA00441026	P	TAX5-Accr. B&O Tax	JenniferSi	0/JE STD		
43001-2010-000-00	12/31/2021	933.32	0.00	USD	JRNLWA00441026	P	TAX5-Accr. B&O Tax	JenniferSi	0/JE STD		
43001-2010-000-00	12/31/2021	(12.71)	0.00	USD	JRNLWA00441026	P	TAX5-Accr. B&O Tax	JenniferSi	0/JE STD		
43001-2010-000-00	1/31/2022	647.75	0.00	USD	JRNLWA00441960	P	From Voucher Posting.	HROJAS	0/JE IC	VUS000021339	
43001-2010-000-00	1/31/2022	(647.75)	0.00	USD	JRNLWA00442897	P	TAX1 - Taxes, Royalties, and F	HelenaK	0/JE IC		

End of List

Journal Entry Query Tool

v.4.6

Other Criteria

Vendor Code:
Amount From:
Amount To:
Posting: All

Total of Entries:
Num of Entries Shown:

Full Account	Further Description	Date Doc	Doc Desc	Doc Ctrl Num	Po Ctrl Num	Vendor Order Num
43001-2010-000-00	WASHINGTON DEPARTMENT OF REVENUE	4/21/21	Excise Tax for March 2021	3112	PO-2010-21-01384	
43001-2010-000-00	Accrue true-up for Camas					
43001-2010-000-00	Accrue true-up for LaCenter					
43001-2010-000-00	True-up Refuse Tax & Deferred Tax					
43001-2010-000-00	B&O tax					
43001-2010-000-00	Sales Tax Adjustment					
43001-2010-000-00	WASHINGTON DEPARTMENT OF REVENUE	5/18/21	Excise Tax for April 2021	97380	PO-2010-21-01753	
43001-2010-000-00	Accrue true-up for Battleground					
43001-2010-000-00	Accrue true-up for Camas					
43001-2010-000-00	Accrue true-up for LaCenter					
43001-2010-000-00	True-up Refuse Tax & Deferred Tax					
43001-2010-000-00	B&O tax					
43001-2010-000-00	Accrue True-Up for Battleground					
43001-2010-000-00	Accrue True-up for LaCenter					
43001-2010-000-00	WASHINGTON DEPARTMENT OF REVENUE	6/17/21	Excise Tax for May 2021	10526	PO-2010-21-02167	
43001-2010-000-00	Accrue true-up for Camas					
43001-2010-000-00	True-up Refuse Tax & Deferred Tax					
43001-2010-000-00	B&O tax					
43001-2010-000-00	Sales Tax Adjustment					
43001-2010-000-00	Accrue true-up for Battleground					
43001-2010-000-00	Accrue true-up for Camas					
43001-2010-000-00	True-up Refuse Tax & Deferred Tax					
43001-2010-000-00	B&O tax					
43001-2010-000-00	B&O Tax Adjustment					
43001-2010-000-00	Sales Tax Adjustment					
43001-2010-000-00	WASHINGTON DEPARTMENT OF REVENUE	8/18/21	Excise Tax for July 2021	94559	PO-2010-21-02979	
43001-2010-000-00	WASHINGTON DEPARTMENT OF REVENUE	8/18/21	Amended Excise Tax for June 2021 filing	94552	PO-2010-21-02977	
43001-2010-000-00	Accrue true-up for Battleground					
43001-2010-000-00	Accrue true-up for Camas					
43001-2010-000-00	True-up Refuse Tax & Deferred Tax					
43001-2010-000-00	B&O tax					
43001-2010-000-00	B&O Tax Adjustment					
43001-2010-000-00	Sales Tax Adjustment					
43001-2010-000-00	WASHINGTON DEPARTMENT OF REVENUE	9/17/21	Excise Tax for Aug 2021	76238	PO-2010-21-03381	
43001-2010-000-00	Accrue true-up for Battleground					
43001-2010-000-00	Accrue true-up for Camas					
43001-2010-000-00	True-up Refuse Tax & Deferred Tax					
43001-2010-000-00	B&O tax					
43001-2010-000-00	B&O Tax Adjustment					
43001-2010-000-00	Sales Tax Adjustment					
43001-2010-000-00	WASHINGTON DEPARTMENT OF REVENUE	10/15/21	Excise Tax for Sept 2021	52766	PO-2010-21-03791	
43001-2010-000-00	Accrue true-up for Battleground					
43001-2010-000-00	Accrue true-up for Camas					
43001-2010-000-00	True-up Refuse Tax & Deferred Tax					
43001-2010-000-00	B&O tax					
43001-2010-000-00	B&O Tax Adjustment					
43001-2010-000-00	Sales Tax Adjustment					
43001-2010-000-00	WASHINGTON DEPARTMENT OF REVENUE	11/19/21	Excise Tax for Oct 2021.	95883	PO-2010-21-04208	
43001-2010-000-00	Accrue true-up for Battleground					
43001-2010-000-00	Accrue true-up for Camas					
43001-2010-000-00	Accrue true-up for LaCenter					
43001-2010-000-00	True-up Refuse Tax & Deferred Tax					
43001-2010-000-00	B&O tax					
43001-2010-000-00	B&O Tax Adjustment					
43001-2010-000-00	Sales Tax Adjustment					
43001-2010-000-00	WASHINGTON DEPARTMENT OF REVENUE	12/20/21	Excise Tax for Nov 2021	2891	PO-2010-21-04577	
43001-2010-000-00	Accrue true-up for Camas					
43001-2010-000-00	Accrue true-up for LaCenter					
43001-2010-000-00	B&O tax					
43001-2010-000-00	B&O Tax Adjustment					
43001-2010-000-00	Sales Tax Adjustment					
43001-2010-000-00	WASHINGTON DEPARTMENT OF REVENUE	1/21/22	Excise Tax for Dec 2021	41359	PO-2010-22-00318	
43001-2010-000-00	Reclass 43001 to 41201					

End of List

Journal Entry Query Tool

v.4.6

Total of Entries: 1,194,694.77
Num of Entries Shown: 63

Full Account	Date	Amount USD
43001-2010-000-00	4/23/2021	707.16
Row Labels	Sum of Amount USD	Pasted Values
WASHINGTON DEPARTMENT OF REVENUE	6,250	6,250
Accrue true-up for Camas	362	362
Accrue true-up for LaCenter	728	728
True-up Refuse Tax & Deferred Tax	1,920	1,920
B&O tax	1,177,807	1,177,807
Sales Tax Adjustment	8	8
Accrue true-up for Battleground	(212)	(212)
B&O Tax Adjustment	8,480	8,480
Reclass 43001 to 41201	(648)	(648)
Grand Total	1,194,695	1,194,695
	<i>Check</i>	-

B&O	1,185,640
Refuse	1,920
Sales Tax	8
WDOR	6,250
Cities - Nonreg	878
Total	1,194,695
	<i>Check</i>
	-

NOTE: Ctrl+Shift+J to pull data

Date Range:

From: 2021-04
To: 2022-03

Districts:
Accts:
System:
Subsystem:

Total of Entries: 302,915.72 0.00 *pstcd: P = Posted, U = Unposted, S = Staged, C:0 = I/C Unposted, -1 = Hanging out there.
Num of Entries Shown: 26 26 *records limit: 10000

Full Account	Date	Amount USD	Amount CAD	Nat Currency	Journal Control Num	Pstcd*	Journal Description	User	R/Type	Vendor Code
57170-2010-000-00	4/30/2021	18,419.35	0.00	USD	JRNLWA00428090	P	VL Apr 2021 Lease Exp Entry_We	pabbott	0/JE IC	
57170-2010-000-00	4/30/2021	800.00	0.00	USD	JRNLWA00428090	P	VL Apr 2021 Lease Exp Entry_We	pabbott	0/JE IC	
57170-2010-000-00	4/30/2021	3,046.96	0.00	USD	JRNLWA00428090	P	VL Apr 2021 Lease Exp Entry_We	pabbott	0/JE IC	
57170-2010-000-00	5/31/2021	18,419.35	0.00	USD	JRNLWA00429234	P	VL May 2021 Lease Exp Entry_We	HelenaK	0/JE IC	
57170-2010-000-00	5/31/2021	800.00	0.00	USD	JRNLWA00429234	P	VL May 2021 Lease Exp Entry_We	HelenaK	0/JE IC	
57170-2010-000-00	5/31/2021	3,046.96	0.00	USD	JRNLWA00429234	P	VL May 2021 Lease Exp Entry_We	HelenaK	0/JE IC	
57170-2010-000-00	6/30/2021	24,687.55	0.00	USD	JRNLWA00430874	P	VL June 2021 Lease Exp Entry_W	ahuynh	0/JE IC	
57170-2010-000-00	6/30/2021	800.00	0.00	USD	JRNLWA00430874	P	VL June 2021 Lease Exp Entry_W	ahuynh	0/JE IC	
57170-2010-000-00	7/31/2021	24,975.55	0.00	USD	JRNLWA00432548	P	VL July 2021 Lease Exp Entry_W	HelenaK	0/JE IC	
57170-2010-000-00	7/31/2021	800.00	0.00	USD	JRNLWA00432548	P	VL July 2021 Lease Exp Entry_W	HelenaK	0/JE IC	
57170-2010-000-00	8/31/2021	24,975.55	0.00	USD	JRNLWA00434022	P	VL Aug 2021 Lease Exp Entry_We	HelenaK	0/JE IC	
57170-2010-000-00	8/31/2021	800.00	0.00	USD	JRNLWA00434022	P	VL Aug 2021 Lease Exp Entry_We	HelenaK	0/JE IC	
57170-2010-000-00	9/30/2021	24,975.55	0.00	USD	JRNLWA00435657	P	VL Sept 2021 Lease Exp Entry_W	HelenaK	0/JE IC	
57170-2010-000-00	9/30/2021	800.00	0.00	USD	JRNLWA00435657	P	VL Sept 2021 Lease Exp Entry_W	HelenaK	0/JE IC	
57170-2010-000-00	10/31/2021	24,975.55	0.00	USD	JRNLWA00437263	P	VL Oct 2021 Lease Exp Entry_We	SKACKO	0/JE IC	
57170-2010-000-00	10/31/2021	800.00	0.00	USD	JRNLWA00437263	P	VL Oct 2021 Lease Exp Entry_We	SKACKO	0/JE IC	
57170-2010-000-00	11/30/2021	24,975.55	0.00	USD	JRNLWA00438612	P	VL Nov 2021 Lease Exp Entry_We	SKACKO	0/JE IC	
57170-2010-000-00	11/30/2021	800.00	0.00	USD	JRNLWA00438612	P	VL Nov 2021 Lease Exp Entry_We	SKACKO	0/JE IC	
57170-2010-000-00	12/31/2021	24,975.55	0.00	USD	JRNLWA00440132	P	VL Dec 2021 Lease Exp Entry_We	SKACKO	0/JE IC	
57170-2010-000-00	12/31/2021	800.00	0.00	USD	JRNLWA00440132	P	VL Dec 2021 Lease Exp Entry_We	SKACKO	0/JE IC	
57170-2010-000-00	1/31/2022	24,975.55	0.00	USD	JRNLWA00441974	P	VL Jan 2022 Lease Exp Entry_We	SKACKO	0/JE IC	
57170-2010-000-00	1/31/2022	1,105.20	0.00	USD	JRNLWA00441974	P	VL Jan 2022 Lease Exp Entry_We	SKACKO	0/JE IC	
57170-2010-000-00	2/28/2022	24,975.55	0.00	USD	JRNLWA00443878	P	VL Feb 2022 Lease Exp Entry_We	HelenaK	0/JE IC	
57170-2010-000-00	2/28/2022	1,105.20	0.00	USD	JRNLWA00443878	P	VL Feb 2022 Lease Exp Entry_We	HelenaK	0/JE IC	
57170-2010-000-00	3/31/2022	24,975.55	0.00	USD	JRNLWA00445435	P	VL March 2022 Lease Exp Entry_	pabbott	0/JE IC	
57170-2010-000-00	3/31/2022	1,105.20	0.00	USD	JRNLWA00445435	P	VL March 2022 Lease Exp Entry_	pabbott	0/JE IC	

End of List

Row Labels	Sum of Amount USD	Sum of Amount USD	Reg	Non-Reg	Allocator	Description
Qualifying Expense-000581	286,306.20	286,306.20	114,110.54	172,195.66	CUST	Office Building
Qualifying Expense-000746	10,515.60	10,515.60	3,811.62	6,703.98	RO CONT COUNT	Washougal Storage - Containers
Qualifying Expense-001021	6,093.92	6,093.92	2,208.88	3,885.04	RO CONT COUNT	Washougal Storage - Containers
Grand Total	302,915.72	302,915.72	120,131.03	182,784.69		

Journal Entry Query

v.4.6

	Other Criteria	
2010		\
57170		A

Total of Entries:
Num of Entries Shown:

Full Account	One Time Vendor	Further Description
57170-2010-000-00		Qualifying Expense-000581
57170-2010-000-00		Qualifying Expense-000746
57170-2010-000-00		Qualifying Expense-001021
57170-2010-000-00		Qualifying Expense-000581
57170-2010-000-00		Qualifying Expense-000746
57170-2010-000-00		Qualifying Expense-001021
57170-2010-000-00		Qualifying Expense-000581
57170-2010-000-00		Qualifying Expense-000746
57170-2010-000-00		Qualifying Expense-000581
57170-2010-000-00		Qualifying Expense-000746
57170-2010-000-00		Qualifying Expense-000581
57170-2010-000-00		Qualifying Expense-000746
57170-2010-000-00		Qualifying Expense-000581
57170-2010-000-00		Qualifying Expense-000746
57170-2010-000-00		Qualifying Expense-000581
57170-2010-000-00		Qualifying Expense-000746
57170-2010-000-00		Qualifying Expense-000581
57170-2010-000-00		Qualifying Expense-000746
57170-2010-000-00		Qualifying Expense-000581
57170-2010-000-00		Qualifying Expense-000746
57170-2010-000-00		Qualifying Expense-000581
57170-2010-000-00		Qualifying Expense-000746
57170-2010-000-00		Qualifying Expense-000581
57170-2010-000-00		Qualifying Expense-000746
57170-2010-000-00		Qualifying Expense-000581
57170-2010-000-00		Qualifying Expense-000746
57170-2010-000-00		Qualifying Expense-000581
57170-2010-000-00		Qualifying Expense-000746
57170-2010-000-00		Qualifying Expense-000581
57170-2010-000-00		Qualifying Expense-000746

End of List
Row Labels
 Qualifying Expense-000581
 Qualifying Expense-000746
 Qualifying Expense-001021
Grand Total

NOTE: Ctrl+Shift+J to pull data

Date Range:

From: 2021-04
To: 2022-03

Districts:
Accts:
System:
Subsystem:


Total of Entries: 70,712.33 0.00 *pstd: P = Posted, U = Unposted, S = Staged, C:0 = I/C Unposted, -1 = Hanging out there.
Num of Entries Shown: 96 96 *records limit: 10000

Full Account Date Amount USD Amount CAD Nat Currency Journal Control Num Psted* Journal Description User R/Type Vendor Code

Other Criteria	
2010	Vendor Code:
70195	Amount From:
	Amount To:
	Posting: All

Total of Entries:
Num of Entries Shown:

Full Account	One Time Vendor	Further Description	Date Doc	Doc Desc	Doc Ctrl Num
--------------	-----------------	---------------------	----------	----------	--------------



NOTE: Ctrl+Shift+J to pull data

Date Range:

From: 2021-04
To: 2022-03

Districts:
Accts:
System:
Subsystem:

Total of Entries: 70,712.33 0.00 *pstd: P = Posted, U = Unposted, S = Staged, C:0 = I/C Unposted, -1 = Hanging out there.
Num of Entries Shown: 96 96 *records limit: 10000

Full Account Date Amount USD Amount CAD Nat Currency Journal Control Num Psted* Journal Description User R/Type Vendor Code

Other Criteria	
2010	Vendor Code:
70195	Amount From:
	Amount To:
	Posting: All

Total of Entries:
Num of Entries Shown:

Full Account	One Time Vendor	Further Description	Date Doc	Doc Desc	Doc Ctrl Num

Total of Entries:	70,712.33	0.00
Num of Entries Shown:	96	96

Full Account	Date	Amount USD	Amount CAD
--------------	------	------------	------------

Row Labels	Sum of Amount USD	Pasted Values	Unallowable?
[Redacted Content]			

Total of Entries:	70,712.33	0.00
Num of Entries Shown:	96	96

Full Account	Date	Amount USD	Amount CAD
--------------	------	------------	------------



WASHINGTON REFUSE & RECYCLING ASSOCIATION

February 18, 2022

To: WRRA Member Companies
From: Brad Lovaas, Executive Director
Subject: 2021 Dues Deductibility

The Revenue Reconciliation Act of 1993 provides for the disallowance of direct legislative lobbying expenses at the Federal and State levels. Effective December 31, 1993, exempt organizations who incur lobbying and political expenditures must notify its members that a portion of or all of their dues are not deductible as a trade or business expense.

In compliance with the Act, the Washington Refuse and Recycling Association has determined that 11.33% of your dues are not deductible for the tax year ending December 31, 2021.

Let me know if you have any questions. I can be reached at brad@wrra.org or (360) 943-8859.

Date Range:

From: 2021-04
To: 2022-03

Districts: 2010
Accts: 41201
System:
Subsystem:

Total of Entries: 11,981,622.28 0.00 *pstd: P = Posted, U = Unposted, S = Staged, C=0 = I/C Unposted, -1 = Hanging out there.
Num of Entries Shown: 139 139 *records limit: 10000

Full Account	Date	Amount USD	Amount CAD	Nat Currency	Journal Control Num	Pstd*	Journal Description	User	R/Type	Vendor Code	One Time Vendor
41201-2010-000-00	4/14/2021	144,993.17	0.00	USD	JRNLWA00426795	P	From Voucher Posting.	JudyA	O/JE IC	VUS000012158	
41201-2010-000-00	4/30/2021	17,897.32	0.00	USD	JRNLWA00427342	P	REV1-Rocrd MM001 Rev	DarcieB	O/JE STD		
41201-2010-000-00	4/30/2021	17,100.00	0.00	USD	JRNLWA00427709	P	TAX2-Accr County Fees	DarcieB	O/JE STD		
41201-2010-000-00	4/30/2021	2,735.00	0.00	USD	JRNLWA00427709	P	TAX2-Accr County Fees	DarcieB	O/JE STD		
41201-2010-000-00	4/30/2021	9,500.00	0.00	USD	JRNLWA00427709	P	TAX2-Accr County Fees	DarcieB	O/JE STD		
41201-2010-000-00	4/30/2021	45.00	0.00	USD	JRNLWA00427709	P	TAX2-Accr County Fees	DarcieB	O/JE STD		
41201-2010-000-00	4/30/2021	199.25	0.00	USD	JRNLWA00427709	P	TAX2-Accr County Fees	DarcieB	O/JE STD		
41201-2010-000-00	4/30/2021	(1,323.78)	0.00	USD	JRNLWA00427709	P	TAX2-Accr County Fees	DarcieB	O/JE STD		
41201-2010-000-00	4/30/2021	19,875.84	0.00	USD	JRNLWA00427710	P	TAX3-Accr Utility Taxes	DarcieB	O/JE STD		
41201-2010-000-00	4/30/2021	725,390.30	0.00	USD	JRNLWA00427710	P	TAX3-Accr Utility Taxes	DarcieB	O/JE STD		
41201-2010-000-00	5/19/2021	144,993.17	0.00	USD	JRNLWA00428487	P	From Voucher Posting.	asnell	O/JE IC	VUS000012158	
41201-2010-000-00	5/31/2021	18,458.42	0.00	USD	JRNLWA00428779	P	REV1-Rocrd MM001 Rev	DarcieB	O/JE STD		
41201-2010-000-00	5/31/2021	17,200.00	0.00	USD	JRNLWA00429471	P	TAX2-Accr County Fees	DarcieB	O/JE STD		
41201-2010-000-00	5/31/2021	2,745.00	0.00	USD	JRNLWA00429471	P	TAX2-Accr County Fees	DarcieB	O/JE STD		
41201-2010-000-00	5/31/2021	8,500.00	0.00	USD	JRNLWA00429471	P	TAX2-Accr County Fees	DarcieB	O/JE STD		
41201-2010-000-00	5/31/2021	63.25	0.00	USD	JRNLWA00429471	P	TAX2-Accr County Fees	DarcieB	O/JE STD		
41201-2010-000-00	5/31/2021	379.40	0.00	USD	JRNLWA00429471	P	TAX2-Accr County Fees	DarcieB	O/JE STD		
41201-2010-000-00	5/31/2021	(999.04)	0.00	USD	JRNLWA00429471	P	TAX2-Accr County Fees	DarcieB	O/JE STD		
41201-2010-000-00	5/31/2021	19,308.22	0.00	USD	JRNLWA00429472	P	TAX3-Accr Utility Taxes	DarcieB	O/JE STD		
41201-2010-000-00	5/31/2021	735,911.60	0.00	USD	JRNLWA00429472	P	TAX3-Accr Utility Taxes	DarcieB	O/JE STD		
41201-2010-000-00	6/8/2021	144,993.17	0.00	USD	JRNLWA00429912	P	From Voucher Posting.	asnell	O/JE IC	VUS000012158	
41201-2010-000-00	6/30/2021	19,026.50	0.00	USD	JRNLWA00430526	P	REV1-Rocrd MM001 Rev	DarcieB	O/JE STD		
41201-2010-000-00	6/30/2021	17,000.00	0.00	USD	JRNLWA00431074	P	TAX2-Accr County Fees	DarcieB	O/JE STD		
41201-2010-000-00	6/30/2021	2,750.00	0.00	USD	JRNLWA00431074	P	TAX2-Accr County Fees	DarcieB	O/JE STD		
41201-2010-000-00	6/30/2021	8,000.00	0.00	USD	JRNLWA00431074	P	TAX2-Accr County Fees	DarcieB	O/JE STD		
41201-2010-000-00	6/30/2021	62.25	0.00	USD	JRNLWA00431074	P	TAX2-Accr County Fees	DarcieB	O/JE STD		
41201-2010-000-00	6/30/2021	(824.00)	0.00	USD	JRNLWA00431074	P	TAX2-Accr County Fees	DarcieB	O/JE STD		
41201-2010-000-00	6/30/2021	(154.78)	0.00	USD	JRNLWA00431074	P	TAX2-Accr County Fees	DarcieB	O/JE STD		
41201-2010-000-00	6/30/2021	19,425.27	0.00	USD	JRNLWA00431076	P	TAX3-Accr Utility Taxes	DarcieB	O/JE STD		
41201-2010-000-00	6/30/2021	739,254.51	0.00	USD	JRNLWA00431076	P	TAX3-Accr Utility Taxes	DarcieB	O/JE STD		
41201-2010-000-00	6/30/2021	(0.15)	0.00	USD	JRNLWA00431453	P	MISC7- Correct Balance in CC S	DarcieB	O/JE STD		
41201-2010-000-00	7/13/2021	144,993.17	0.00	USD	JRNLWA00431573	P	From Voucher Posting.	JudyA	O/JE IC	VUS000012158	
41201-2010-000-00	7/31/2021	19,016.35	0.00	USD	JRNLWA00432214	P	REV1-Rocrd MM001 Rev	MikeWe	O/JE STD		
41201-2010-000-00	7/31/2021	17,200.00	0.00	USD	JRNLWA00432723	P	TAX2-Accr County Fees	JenniferSi	O/JE STD		
41201-2010-000-00	7/31/2021	2,775.00	0.00	USD	JRNLWA00432723	P	TAX2-Accr County Fees	JenniferSi	O/JE STD		
41201-2010-000-00	7/31/2021	8,500.00	0.00	USD	JRNLWA00432723	P	TAX2-Accr County Fees	JenniferSi	O/JE STD		
41201-2010-000-00	7/31/2021	58.75	0.00	USD	JRNLWA00432723	P	TAX2-Accr County Fees	JenniferSi	O/JE STD		
41201-2010-000-00	7/31/2021	301.50	0.00	USD	JRNLWA00432723	P	TAX2-Accr County Fees	JenniferSi	O/JE STD		
41201-2010-000-00	7/31/2021	764.34	0.00	USD	JRNLWA00432723	P	TAX2-Accr County Fees	JenniferSi	O/JE STD		
41201-2010-000-00	7/31/2021	19,794.81	0.00	USD	JRNLWA00432727	P	TAX3-Accr Utility Taxes	JenniferSi	O/JE STD		
41201-2010-000-00	7/31/2021	746,020.21	0.00	USD	JRNLWA00432727	P	TAX3-Accr Utility Taxes	JenniferSi	O/JE STD		
41201-2010-000-00	8/11/2021	144,933.17	0.00	USD	JRNLWA00433091	P	From Voucher Posting.	JudyA	O/JE IC	VUS000012158	
41201-2010-000-00	8/31/2021	19,215.03	0.00	USD	JRNLWA00433705	P	REV1-Rocrd MM001 Rev	JenniferSi	O/JE STD		
41201-2010-000-00	8/31/2021	17,000.00	0.00	USD	JRNLWA00434376	P	TAX2-Accr County Fees	JenniferSi	O/JE STD		
41201-2010-000-00	8/31/2021	2,800.00	0.00	USD	JRNLWA00434376	P	TAX2-Accr County Fees	JenniferSi	O/JE STD		
41201-2010-000-00	8/31/2021	8,550.00	0.00	USD	JRNLWA00434376	P	TAX2-Accr County Fees	JenniferSi	O/JE STD		
41201-2010-000-00	8/31/2021	33.75	0.00	USD	JRNLWA00434376	P	TAX2-Accr County Fees	JenniferSi	O/JE STD		
41201-2010-000-00	8/31/2021	(230.75)	0.00	USD	JRNLWA00434376	P	TAX2-Accr County Fees	JenniferSi	O/JE STD		
41201-2010-000-00	8/31/2021	43.34	0.00	USD	JRNLWA00434376	P	TAX2-Accr County Fees	JenniferSi	O/JE STD		
41201-2010-000-00	8/31/2021	19,800.49	0.00	USD	JRNLWA00434377	P	TAX3-Accr Utility Taxes	JenniferSi	O/JE STD		
41201-2010-000-00	8/31/2021	744,246.66	0.00	USD	JRNLWA00434377	P	TAX3-Accr Utility Taxes	JenniferSi	O/JE STD		
41201-2010-000-00	9/14/2021	144,993.17	0.00	USD	JRNLWA00434765	P	From Voucher Posting.	JeffS	O/JE IC	VUS000012158	
41201-2010-000-00	9/30/2021	19,722.13	0.00	USD	JRNLWA00435373	P	REV1-Rocrd MM001 Rev	JenniferSi	O/JE STD		
41201-2010-000-00	9/30/2021	17,000.00	0.00	USD	JRNLWA00435924	P	TAX2-Accr County Fees	JenniferSi	O/JE STD		
41201-2010-000-00	9/30/2021	2,800.00	0.00	USD	JRNLWA00435924	P	TAX2-Accr County Fees	JenniferSi	O/JE STD		
41201-2010-000-00	9/30/2021	8,500.00	0.00	USD	JRNLWA00435924	P	TAX2-Accr County Fees	JenniferSi	O/JE STD		
41201-2010-000-00	9/30/2021	76.00	0.00	USD	JRNLWA00435924	P	TAX2-Accr County Fees	JenniferSi	O/JE STD		
41201-2010-000-00	9/30/2021	163.50	0.00	USD	JRNLWA00435924	P	TAX2-Accr County Fees	JenniferSi	O/JE STD		
41201-2010-000-00	9/30/2021	(63.34)	0.00	USD	JRNLWA00435924	P	TAX2-Accr County Fees	JenniferSi	O/JE STD		
41201-2010-000-00	9/30/2021	19,875.31	0.00	USD	JRNLWA00435925	P	TAX3-Accr Utility Taxes	JenniferSi	O/JE STD		
41201-2010-000-00	9/30/2021	757,622.04	0.00	USD	JRNLWA00435925	P	TAX3-Accr Utility Taxes	JenniferSi	O/JE STD		
41201-2010-000-00	10/11/2021	144,993.17	0.00	USD	JRNLWA00436380	P	From Voucher Posting.	JudyA	O/JE IC	VUS000012158	
41201-2010-000-00	10/31/2021	19,863.83	0.00	USD	JRNLWA00436969	P	REV1-Rocrd MM001 Rev	JenniferSi	O/JE STD		
41201-2010-000-00	10/31/2021	17,000.00	0.00	USD	JRNLWA00437664	P	TAX2-Accr County Fees	JenniferSi	O/JE STD		
41201-2010-000-00	10/31/2021	2,850.00	0.00	USD	JRNLWA00437664	P	TAX2-Accr County Fees	JenniferSi	O/JE STD		
41201-2010-000-00	10/31/2021	9,800.00	0.00	USD	JRNLWA00437664	P	TAX2-Accr County Fees	JenniferSi	O/JE STD		
41201-2010-000-00	10/31/2021	76.00	0.00	USD	JRNLWA00437664	P	TAX2-Accr County Fees	JenniferSi	O/JE STD		
41201-2010-000-00	10/31/2021	(32.50)	0.00	USD	JRNLWA00437664	P	TAX2-Accr County Fees	JenniferSi	O/JE STD		
41201-2010-000-00	10/31/2021	51.92	0.00	USD	JRNLWA00437664	P	TAX2-Accr County Fees	JenniferSi	O/JE STD		
41201-2010-000-00	10/31/2021	19,336.32	0.00	USD	JRNLWA00437666	P	TAX3-Accr Utility Taxes	JenniferSi	O/JE STD		

Journal Entry Query Tool

v.4.6

Other Criteria

Vendor Code:
 Amount From:
 Amount To:
 Posting: All

Total of Entries:
 Num of Entries Shown:

Full Account	Further Description	Date Doc	Doc Desc	Doc Ctrl Num
41201-2010-000-00	CITY OF VANCOUVER	4/8/21	Franchise Fee	MAY2021-COVFRANC
41201-2010-000-00	City of Ridgefield Franchise Fee			
41201-2010-000-00	Clark Cnty Fee Single Family Recycle			
41201-2010-000-00	Clark Cnty Fee Multi Family Recycle			
41201-2010-000-00	Clark County Fee Yard Debris			
41201-2010-000-00	Adj for Clark Cnty MF Recycle			
41201-2010-000-00	Adj for Clark Cnty SF Recycle			
41201-2010-000-00	Adj for Clark Cnty YD Fee			
41201-2010-000-00	Accrue Washougal Utility Tax			
41201-2010-000-00	Accrue COV Utility Tax			
41201-2010-000-00	CITY OF VANCOUVER	5/7/21	Franchise Fee	June2021-COVFranch
41201-2010-000-00	City of Ridgefield Franchise Fee			
41201-2010-000-00	Clark Cnty Fee Single Family Recycle			
41201-2010-000-00	Clark Cnty Fee Multi Family Recycle			
41201-2010-000-00	Clark County Fee Yard Debris			
41201-2010-000-00	Adj for Clark Cnty MF Recycle			
41201-2010-000-00	Adj for Clark Cnty SF Recycle			
41201-2010-000-00	Adj for Clark Cnty YD Fee			
41201-2010-000-00	Accrue Washougal Utility Tax			
41201-2010-000-00	Accrue COV Utility Tax			
41201-2010-000-00	CITY OF VANCOUVER	6/7/21	Franchise Fee	July2021-COVFranchi
41201-2010-000-00	City of Ridgefield Franchise Fee			
41201-2010-000-00	Clark Cnty Fee Single Family Recycle			
41201-2010-000-00	Clark Cnty Fee Multi Family Recycle			
41201-2010-000-00	Clark County Fee Yard Debris			
41201-2010-000-00	Adj for Clark Cnty MF Recycle			
41201-2010-000-00	Adj for Clark Cnty SF Recycle			
41201-2010-000-00	Adj for Clark Cnty YD Fee			
41201-2010-000-00	Accrue Washougal Utility Tax			
41201-2010-000-00	Accrue COV Utility Tax			
41201-2010-000-00	Correct Balance in CC SF Recycle True-Up			
41201-2010-000-00	CITY OF VANCOUVER	7/8/21	Franchise Fee	Aug2021COVFranchis
41201-2010-000-00	City of Ridgefield Franchise Fee			
41201-2010-000-00	Clark Cnty Fee Single Family Recycle			
41201-2010-000-00	Clark Cnty Fee Multi Family Recycle			
41201-2010-000-00	Clark County Fee Yard Debris			
41201-2010-000-00	Adj for Clark Cnty MF Recycle			
41201-2010-000-00	Adj for Clark Cnty SF Recycle			
41201-2010-000-00	Adj for Clark Cnty YD Fee			
41201-2010-000-00	Accrue Washougal Utility Tax			
41201-2010-000-00	Accrue COV Utility Tax			
41201-2010-000-00	CITY OF VANCOUVER	8/6/21	Franchise Fee	Sept2021COVFranchi
41201-2010-000-00	City of Ridgefield Franchise Fee			
41201-2010-000-00	Clark Cnty Fee Single Family Recycle			
41201-2010-000-00	Clark Cnty Fee Multi Family Recycle			
41201-2010-000-00	Clark County Fee Yard Debris			
41201-2010-000-00	Adj for Clark Cnty MF Recycle			
41201-2010-000-00	Adj for Clark Cnty SF Recycle			
41201-2010-000-00	Adj for Clark Cnty YD Fee			
41201-2010-000-00	Accrue Washougal Utility Tax			
41201-2010-000-00	Accrue COV Utility Tax			
41201-2010-000-00	CITY OF VANCOUVER	9/9/21	Franchise Fee	Oct2021-COVFranchi
41201-2010-000-00	City of Ridgefield Franchise Fee			
41201-2010-000-00	Clark Cnty Fee Single Family Recycle			
41201-2010-000-00	Clark Cnty Fee Multi Family Recycle			
41201-2010-000-00	Clark County Fee Yard Debris			
41201-2010-000-00	Adj for Clark Cnty MF Recycle			
41201-2010-000-00	Adj for Clark Cnty SF Recycle			
41201-2010-000-00	Adj for Clark Cnty YD Fee			
41201-2010-000-00	Accrue Washougal Utility Tax			
41201-2010-000-00	Accrue COV Utility Tax			
41201-2010-000-00	CITY OF VANCOUVER	10/8/21	Franchise Fee	Nov2021-COVFranchi
41201-2010-000-00	City of Ridgefield Franchise Fee			
41201-2010-000-00	Clark Cnty Fee Single Family Recycle			
41201-2010-000-00	Clark Cnty Fee Multi Family Recycle			
41201-2010-000-00	Clark County Fee Yard Debris			
41201-2010-000-00	Adj for Clark Cnty MF Recycle			
41201-2010-000-00	Adj for Clark Cnty SF Recycle			
41201-2010-000-00	Adj for Clark Cnty YD Fee			
41201-2010-000-00	Accrue Washougal Utility Tax			

Journal Entry Query Tool

v.4.6

Other Criteria

Vendor Code:
Amount From:
Amount To:
Posting: All

Total of Entries:
Num of Entries Shown:

Full Account	Further Description	Date Doc	Doc Desc	Doc Ctrl Num
41201-2010-000-00	CITY OF VANCOUVER	4/8/21	Franchise Fee	MAY2021-COVFRAN
41201-2010-000-00	Accrue COV Utility Tax			
41201-2010-000-00	CITY OF VANCOUVER	11/8/21	Franchise Fee	Dec2021 COVFranchi
41201-2010-000-00	City of Ridgefield Franchise Fee			
41201-2010-000-00	Clark Cnty Fee Single Family Recycle			
41201-2010-000-00	Clark Cnty Fee Multi Family Recycle			
41201-2010-000-00	Clark County Fee Yard Debris			
41201-2010-000-00	Adj for Clark Cnty MF Recycle			
41201-2010-000-00	Adj for Clark Cnty SF Recycle			
41201-2010-000-00	Adj for Clark Cnty YD Fee			
41201-2010-000-00	Accrue Washougal Utility Tax			
41201-2010-000-00	Accrue COV Utility Tax			
41201-2010-000-00	CITY OF VANCOUVER	12/2/21	COV Franchise Fee True Up from Septembr	COVFranchise Sept21
41201-2010-000-00	CITY OF VANCOUVER	12/10/21	Franchise Fee	Jan2022 COVFranchi
41201-2010-000-00	City of Ridgefield Franchise Fee			
41201-2010-000-00	Accrue Washougal Utility Tax			
41201-2010-000-00	Accrue COV Utility Tax			
41201-2010-000-00	Clark Cnty Fee Single Family Recycle			
41201-2010-000-00	Clark Cnty Fee Multi Family Recycle			
41201-2010-000-00	Clark County Fee Yard Debris			
41201-2010-000-00	Adj for Clark Cnty MF Recycle			
41201-2010-000-00	Adj for Clark Cnty SF Recycle			
41201-2010-000-00	Adj for Clark Cnty YD Fee			
41201-2010-000-00	CITY OF VANCOUVER	1/5/22	Franchise Fee	Feb2022COVFranchis
41201-2010-000-00	City of Ridgefield Franchise Fee			
41201-2010-000-00	City of Vancouver FF Increase			
41201-2010-000-00	Clark Cnty Fee Single Family Recycle			
41201-2010-000-00	Clark Cnty Fee Multi Family Recycle			
41201-2010-000-00	Clark County Fee Yard Debris			
41201-2010-000-00	Adj for Clark Cnty MF Recycle			
41201-2010-000-00	Adj for Clark Cnty SF Recycle			
41201-2010-000-00	Adj for Clark Cnty YD Fee			
41201-2010-000-00	Accrue Washougal Utility Tax			
41201-2010-000-00	Accrue COV Utility Tax			
41201-2010-000-00	Accrue true-up for Battleground			
41201-2010-000-00	Accrue true-up for Camas			
41201-2010-000-00	Accrue true-up for LaCenter			
41201-2010-000-00	B&O tax			
41201-2010-000-00	B&O Tax Adjustment			
41201-2010-000-00	Sales Tax Adjustment			
41201-2010-000-00	Reclass 43001 to 41201			
41201-2010-000-00	CITY OF VANCOUVER	2/18/22	Franchise Fee	MAR2022Franchise
41201-2010-000-00	City of Ridgefield Franchise Fee			
41201-2010-000-00	WASHINGTON DEPARTMENT OF REVENUE	2/21/22	Excise Tax for Jan 2022	11182
41201-2010-000-00	Clark Cnty Fee Single Family Recycle			
41201-2010-000-00	Clark Cnty Fee Multi Family Recycle			
41201-2010-000-00	Clark County Fee Yard Debris			
41201-2010-000-00	Adj for Clark Cnty MF Recycle			
41201-2010-000-00	Adj for Clark Cnty SF Recycle			
41201-2010-000-00	Adj for Clark Cnty YD Fee			
41201-2010-000-00	Accrue Washougal Utility Tax			
41201-2010-000-00	Accrue COV Utility Tax			
41201-2010-000-00	True-up Refuse Tax & Deferred Tax			
41201-2010-000-00	B&O tax			
41201-2010-000-00	B&O Tax Adjustment			
41201-2010-000-00	Sales Tax Adjustment			
41201-2010-000-00	WASHINGTON DEPARTMENT OF REVENUE	3/18/22	Excise Tax for Feb 2022	11262
41201-2010-000-00	CITY OF VANCOUVER	3/26/22	Franchise Fee	APR2022-FRANCHISI
41201-2010-000-00	City of Ridgefield Franchise Fee			
41201-2010-000-00	Clark Cnty Fee Single Family Recycle			
41201-2010-000-00	Clark Cnty Fee Multi Family Recycle			
41201-2010-000-00	Clark County Fee Yard Debris			
41201-2010-000-00	Adj for Clark Cnty MF Recycle			
41201-2010-000-00	Adj for Clark Cnty SF Recycle			
41201-2010-000-00	Adj for Clark Cnty YD Fee			
41201-2010-000-00	Accrue Washougal Utility Tax			
41201-2010-000-00	Accrue COV Utility Tax			
41201-2010-000-00	Accrue true-up for Battleground			
41201-2010-000-00	B&O tax			
41201-2010-000-00	B&O Tax Adjustment			

End of List

Journal Entry Query Tool

v.4.6

Total of Entries: 11,981,622.28
Num of Entries Shown: 139

Full Account	Date	Amount USD
41201-2010-000-00	4/14/2021	144,993.17

Row Labels	Sum of Amount USD
Accrue true-up for Battleground	187.68
Accrue true-up for Camas	206.24
Accrue true-up for LaCenter	-18.38
B&O tax	402,961.93 x
B&O Tax Adjustment	-1780.34 x
Sales Tax Adjustment	25.63 x
True-up Refuse Tax & Deferred Tax	1811.73 x
WASHINGTON DEPARTMENT OF REVENUE	1340.47 x
CITY OF VANCOUVER	1752199.2
City of Ridgefield Franchise Fee	235885.72
Clark Cnty Fee Single Family Recycle	206098.25
Clark Cnty Fee Multi Family Recycle	34107.84
Clark County Fee Yard Debris	104903.54
Adj for Clark Cnty MF Recycle	685.83
Adj for Clark Cnty SF Recycle	1140.4
Adj for Clark Cnty YD Fee	-1839.96
Accrue Washougal Utility Tax	236138.51
Accrue COV Utility Tax	9009990.68
Correct Balance in CC SF Recycle True-Up	-0.15
City of Vancouver FF Increase	-3070.29
Reclass 43001 to 41201	647.75 x
Grand Total	11981622.28

Reclass to 43001 405,007.17

NOTE: Ctrl+Shift+J to pull data

Date Range:
From: 2021-04
To: 2022-03

Districts:
Accts:
System:
Subsystem:

Total of Entries: 58,249.90 0.00 *pstcd: P = Posted, U = Unposted, S = Staged, C:0 = I/C Unposted, -1 = Hanging out there.
Num of Entries Shown: 51 *records limit: 10000

Full Account	Date	Amount USD	Amount CAD	Nat Currency	Journal Control Num	Pstcd*	Journal Description	User	R/Type	Vendor Code
70225-2010-000-00	4/30/2021	37.94	0.00	USD	JRNLWA00427199	P	2021-04 Pcard Activity	HelenaK	0/JE IC	
70225-2010-000-00	5/31/2021	37.94	0.00	USD	JRNLWA00428740	P	2021-05 Pcard Activity	HeatherH	0/JE IC	
70225-2010-000-00	5/31/2021	1,200.00	0.00	USD	JRNLWA00429546	P	EXP2: PO Log Accrual	DarcieB	1/JE STD	
70225-2010-000-00	6/29/2021	1,216.00	0.00	USD	JRNLWA00430161	P	From Voucher Posting.	asnell	0/JE IC	VUS000011257
70225-2010-000-00	6/30/2021	(1,200.00)	0.00	USD	JRNLWA00429647	P	EXP2: PO Log Accrual	DarcieB	0/REVERSE	
70225-2010-000-00	6/30/2021	37.94	0.00	USD	JRNLWA00430349	P	2021-06 Pcard Activity	HeatherH	0/JE IC	
70225-2010-000-00	6/30/2021	1,448.00	0.00	USD	JRNLWA00430349	P	2021-06 Pcard Activity	HeatherH	0/JE IC	
70225-2010-000-00	6/30/2021	37.94	0.00	USD	JRNLWA00431087	P	EXP2: PO Log Accrual	DarcieB	1/JE STD	
70225-2010-000-00	6/30/2021	1,000.00	0.00	USD	JRNLWA00431129	P	EXP3: P-Card Accrual	HelenaK	0/JE IC	
70225-2010-000-00	7/21/2021	960.00	0.00	USD	JRNLWA00431668	P	From Voucher Posting.	JudyA	0/JE IC	VUS000011257
70225-2010-000-00	7/31/2021	(37.94)	0.00	USD	JRNLWA00431190	P	EXP2: PO Log Accrual	DarcieB	0/REVERSE	
70225-2010-000-00	7/31/2021	(1,000.00)	0.00	USD	JRNLWA00431247	P	EXP3: P-Card Accrual	LaurenTi	0/JE IC	
70225-2010-000-00	7/31/2021	1,000.00	0.00	USD	JRNLWA00431918	P	2021-07 Pcard Activity	HeatherH	0/JE IC	
70225-2010-000-00	7/31/2021	37.94	0.00	USD	JRNLWA00431918	P	2021-07 Pcard Activity	HeatherH	0/JE IC	
70225-2010-000-00	7/31/2021	37.94	0.00	USD	JRNLWA00431918	P	2021-07 Pcard Activity	HeatherH	0/JE IC	
70225-2010-000-00	7/31/2021	256.00	0.00	USD	JRNLWA00432736	P	EXP2: PO Log Accrual	JenniferSi	1/JE STD	
70225-2010-000-00	8/11/2021	256.00	0.00	USD	JRNLWA00433090	P	From Voucher Posting.	JudyA	0/JE IC	VUS000011257
70225-2010-000-00	8/31/2021	(256.00)	0.00	USD	JRNLWA00432802	P	EXP2: PO Log Accrual	JenniferSi	0/REVERSE	
70225-2010-000-00	8/31/2021	37.94	0.00	USD	JRNLWA00433477	P	2021-08 Pcard Activity	LaurenTi	0/JE IC	
70225-2010-000-00	8/31/2021	281.84	0.00	USD	JRNLWA00433477	P	2021-08 Pcard Activity	LaurenTi	0/JE IC	
70225-2010-000-00	8/31/2021	169.10	0.00	USD	JRNLWA00433477	P	2021-08 Pcard Activity	LaurenTi	0/JE IC	
70225-2010-000-00	9/30/2021	37.94	0.00	USD	JRNLWA00435093	P	2021-09 Pcard Activity	HeatherH	0/JE IC	
70225-2010-000-00	9/30/2021	2,000.00	0.00	USD	JRNLWA00435093	P	2021-09 Pcard Activity	HeatherH	0/JE IC	
70225-2010-000-00	9/30/2021	267.83	0.00	USD	JRNLWA00435093	P	2021-09 Pcard Activity	HeatherH	0/JE IC	
70225-2010-000-00	9/30/2021	1,200.00	0.00	USD	JRNLWA00435980	P	EXP2: PO Log Accrual	JenniferSi	1/JE STD	
70225-2010-000-00	10/31/2021	(1,200.00)	0.00	USD	JRNLWA00436036	P	EXP2: PO Log Accrual	JenniferSi	0/REVERSE	
70225-2010-000-00	10/31/2021	37.94	0.00	USD	JRNLWA00437069	P	2021-10 Pcard Activity	HeatherH	0/JE IC	
70225-2010-000-00	10/31/2021	37.94	0.00	USD	JRNLWA00437069	P	2021-10 Pcard Activity	HeatherH	0/JE IC	
70225-2010-000-00	10/31/2021	1,200.00	0.00	USD	JRNLWA00437660	P	EXP2: PO Log Accrual	JenniferSi	1/JE STD	
70225-2010-000-00	11/23/2021	1,845.00	0.00	USD	JRNLWA00438242	P	From Voucher Posting.	MariaJ	0/JE IC	VUS000011257
70225-2010-000-00	11/23/2021	1,216.00	0.00	USD	JRNLWA00438242	P	From Voucher Posting.	MariaJ	0/JE IC	VUS000011257
70225-2010-000-00	11/30/2021	(1,200.00)	0.00	USD	JRNLWA00437719	P	EXP2: PO Log Accrual	JenniferSi	0/REVERSE	
70225-2010-000-00	11/30/2021	112.00	0.00	USD	JRNLWA00438069	P	DAC GROUP - 03366	HelenaK	0/JE IC	
70225-2010-000-00	11/30/2021	112.00	0.00	USD	JRNLWA00438069	P	DAC GROUP - 03366	HelenaK	0/JE IC	
70225-2010-000-00	11/30/2021	1,216.00	0.00	USD	JRNLWA00439210	P	EXP2: PO Log Accrual	JenniferSi	1/JE STD	
70225-2010-000-00	12/8/2021	1,216.00	0.00	USD	JRNLWA00439643	P	From Voucher Posting.	asnell	0/JE IC	VUS000011257
70225-2010-000-00	12/31/2021	(1,216.00)	0.00	USD	JRNLWA00439345	P	EXP2: PO Log Accrual	JenniferSi	0/REVERSE	
70225-2010-000-00	12/31/2021	8,880.67	0.00	USD	JRNLWA00440778	P	EXP3: P-Card Accrual	JenniferSi	1/JE STD	
70225-2010-000-00	12/31/2021	2,168.00	0.00	USD	JRNLWA00440778	P	EXP3: P-Card Accrual	JenniferSi	1/JE STD	
70225-2010-000-00	12/31/2021	2,168.00	0.00	USD	JRNLWA00440778	P	EXP3: P-Card Accrual	JenniferSi	1/JE STD	
70225-2010-000-00	12/31/2021	30,160.00	0.00	USD	JRNLWA00440854	P	OPEX14-Rrcrd Prepays Amort	LaurenTi	0/JE IC	
70225-2010-000-00	12/31/2021	2,264.00	0.00	USD	JRNLWA00441082	P	EXP2: PO Log Accrual	HeatherH	0/JE IC	
70225-2010-000-00	1/11/2022	2,264.00	0.00	USD	JRNLWA00441531	P	From Voucher Posting.	asnell	0/JE IC	VUS000011257
70225-2010-000-00	1/31/2022	(8,880.67)	0.00	USD	JRNLWA00440889	P	EXP3: P-Card Accrual	JenniferSi	0/REVERSE	
70225-2010-000-00	1/31/2022	(2,168.00)	0.00	USD	JRNLWA00440889	P	EXP3: P-Card Accrual	JenniferSi	0/REVERSE	
70225-2010-000-00	1/31/2022	(2,168.00)	0.00	USD	JRNLWA00440889	P	EXP3: P-Card Accrual	JenniferSi	0/REVERSE	
70225-2010-000-00	1/31/2022	(2,264.00)	0.00	USD	JRNLWA00441126	P	EXP2: PO Log Accrual	HelenaK	0/JE IC	
70225-2010-000-00	1/31/2022	8,880.67	0.00	USD	JRNLWA00441966	P	2022-01 Pcard Activity	SKACKO	0/JE IC	
70225-2010-000-00	1/31/2022	2,168.00	0.00	USD	JRNLWA00441966	P	2022-01 Pcard Activity	SKACKO	0/JE IC	
70225-2010-000-00	1/31/2022	2,168.00	0.00	USD	JRNLWA00441966	P	2022-01 Pcard Activity	SKACKO	0/JE IC	
70225-2010-000-00	2/8/2022	168.00	0.00	USD	JRNLWA00443276	P	From Voucher Posting.	JeffS	0/JE IC	VUS000011257

End of List

Journal Entry Query Tool

v.4.6

Other Criteria	
2010	Vendor Code:
70225	Amount From:
	Amount To:
	Posting: All

Total of Entries:
Num of Entries Shown:

Full Account	One Time Vendor	Further Description	Date Doc	Doc Desc	Doc Ctrl Num
70225-2010-000-00		FP MAILING SOLUTIONS--MICHELE MCDONOUGH			
70225-2010-000-00		FP MAILING SOLUTIONS--MICHELE MCDONOUGH			
70225-2010-000-00		PO 00455: THE COLUMBIAN: PNC: 2021 Holid			
70225-2010-000-00		THE COLUMBIAN	5/31/21	2021 Holiday Schedule	29269
70225-2010-000-00		PO 00455: THE COLUMBIAN: PNC: 2021 Holid			
70225-2010-000-00		FP MAILING SOLUTIONS--MICHELE MCDONOUGH			
70225-2010-000-00		IN THE SKANNER NEWS GROU--JOSY WRIGHT			
70225-2010-000-00		PO 02353: FP MAILING SOLUTIONS: PCard: P			
70225-2010-000-00		CALLFIRE.COM--KRISTEN NEAL			
70225-2010-000-00		THE COLUMBIAN	6/30/21	2021 Holiday Schedule	29921
70225-2010-000-00		PO 02353: FP MAILING SOLUTIONS: PCard: P			
70225-2010-000-00		CALLFIRE.COM--KRISTEN NEAL			
70225-2010-000-00		CALLFIRE.COM--KRISTEN NEAL			
70225-2010-000-00		FP MAILING SOLUTIONS--MICHELE MCDONOUGH			
70225-2010-000-00		FP MAILING SOLUTIONS--MICHELE MCDONOUGH			
70225-2010-000-00		4th of July Camas &E-Columbia			
70225-2010-000-00		THE COLUMBIAN	7/31/21	4th of July Camas &E-Columbia	30565
70225-2010-000-00		4th of July Camas &E-Columbia			
70225-2010-000-00		PO 02920 - FP MAILING SOLUTIONS--MICHELE			
70225-2010-000-00		PO 03122 - DESI TELEPHONE LABELS IN--CYND			
70225-2010-000-00		PO 03123 - DESI TELEPHONE LABELS IN--CYND			
70225-2010-000-00		PO 03262 - FP MAILING SOLUTIONS--MICHELE			
70225-2010-000-00		PO 03271 - CALLFIRE.COM--KRISTEN NEAL			
70225-2010-000-00		PO 04182 - SAGACITY MEDIA CUSTOM--LYNSIE			
70225-2010-000-00		PO 00455: THE COLUMBIAN: PNC: 2021 Holid			
70225-2010-000-00		PO 00455: THE COLUMBIAN: PNC: 2021 Holid			
70225-2010-000-00		PO 03686 - FP MAILING SOLUTIONS--MICHELE			
70225-2010-000-00		PO 03686 - FP MAILING SOLUTIONS--MICHELE			
70225-2010-000-00		PO 00455: THE COLUMBIAN: PNC: 2021 Holid			
70225-2010-000-00		THE COLUMBIAN	8/31/21	recycle plus 08/01/21-08/27/21 - Columbi	31120
70225-2010-000-00		THE COLUMBIAN	9/30/21	2021 Holiday Schedule	31741
70225-2010-000-00		PO 00455: THE COLUMBIAN: PNC: 2021 Holid			
70225-2010-000-00		DAC GROUP - 03366			
70225-2010-000-00		DAC GROUP - 03366			
70225-2010-000-00		2021 Holiday Schedule			
70225-2010-000-00		THE COLUMBIAN	11/30/21	2021 Holiday Schedule	33096
70225-2010-000-00		2021 Holiday Schedule			
70225-2010-000-00		PO 04174 - POD 4 PRINT--MICHELE MCDONOUGH			
70225-2010-000-00		PO 04651 - CALLFIRE.COM--KRISTEN NEAL			
70225-2010-000-00		PO 04698 - CALLFIRE.COM--KRISTEN NEAL			
70225-2010-000-00		EOW Calendar			
70225-2010-000-00		PO 00455: THE COLUMBIAN: PNC: 2021 Holid			
70225-2010-000-00		THE COLUMBIAN	12/31/21	2021 Holiday Schedule	33684
70225-2010-000-00		PO 04174 - POD 4 PRINT--MICHELE MCDONOUGH			
70225-2010-000-00		PO 04651 - CALLFIRE.COM--KRISTEN NEAL			
70225-2010-000-00		PO 04698 - CALLFIRE.COM--KRISTEN NEAL			
70225-2010-000-00		PO 00455: THE COLUMBIAN: PNC: 2021 Holid			
70225-2010-000-00		PO 04174 - POD 4 PRINT--MICHELE MCDONOUGH			
70225-2010-000-00		PO 04651 - CALLFIRE.COM--KRISTEN NEAL			
70225-2010-000-00		PO 04698 - CALLFIRE.COM--KRISTEN NEAL			
70225-2010-000-00		THE COLUMBIAN	1/31/22	2022 New Year's Holiday Schedule	34205

End of List

Journal Entry Query Tool

v.4.6

Total of Entries:	58,249.90	0.00	*pstd: P = Posted,
Num of Entries Shown:	51	51	*records limit:

Full Account	Date	Amount USD	Amount CAD	Nat Currency
70225-2010-000-00	4/30/2021	37.94	0.00	USD

Row Labels	Sum of Amount USD	Pasted Values	Non-Regulated?	Unallowable?
2021 Holiday Schedule	-	-		
4th of July Camas &E-Columbia	-	-		
CALLFIRE.COM-KRISTEN NEAL	1,000	1,000		Allow
DAC GROUP - 03366	224	224		x
EOW Calendar	30,160	30,160	x	x
FP MAILING SOLUTIONS-MICHELE MCDONOUGH	190	190		Allow
IN THE SKANNER NEWS GROU-JOSY WRIGHT	1,448	1,448	x	x
PO 00455: THE COLUMBIAN: PNC: 2021 Holid	-	-		Allow
PO 02353: FP MAILING SOLUTIONS: PCard: P	-	-		Allow
PO 02920 - FP MAILING SOLUTIONS-MICHELE	38	38		Allow
PO 03122 - DESI TELEPHONE LABELS IN-CYND	282	282		x
PO 03123 - DESI TELEPHONE LABELS IN-CYND	169	169		x
PO 03262 - FP MAILING SOLUTIONS-MICHELE	38	38		Allow
PO 03271 - CALLFIRE.COM-KRISTEN NEAL	2,000	2,000		Allow
PO 03686 - FP MAILING SOLUTIONS-MICHELE	76	76		Allow
PO 04174 - POD 4 PRINT-MICHELE MCDONOUGH	8,881	8,881	x	x
PO 04182 - SAGACITY MEDIA CUSTOM-LYNSIE	268	268		x
PO 04651 - CALLFIRE.COM-KRISTEN NEAL	2,168	2,168		Allow
PO 04698 - CALLFIRE.COM-KRISTEN NEAL	2,168	2,168		Allow
THE COLUMBIAN	9,141	9,141		Allow
Grand Total	58,250	58,250		

Allowable	16,818
Unallowable	41,431
<i>Check to Total</i>	-

NOTE: Ctrl+Shift+J to pull data

Date Range:

From: 2021-04

To: 2022-03

Districts: 2010

Accts: 70255

System:

Subsystem:

Total of Entries: 36,849.14 0.00
Num of Entries Shown: 64 64

*pstd: P = Posted, U = Unposted, S = Staged, C:0 = I/C Unposted, -1 = Hanging out there.
*records limit: 10000

Full Account	Date	Amount USD	Amount CAD	Nat Currency	Journal Control Num	Pstd*	Journal Description	User	R/Type	Vendor Code	One Time Vendor
--------------	------	------------	------------	--------------	---------------------	-------	---------------------	------	--------	-------------	-----------------

End of List

Journal Entry Query Tool

v.4.6

TEXT IN RED BOX CONFIDENTIAL PER WAC 480-07-160

Other Criteria

Vendor Code:
Amount From:
Amount To:
Posting: All

Total of Entries:
Num of Entries Shown:

Full Account	Further Description	Date Doc	Doc Desc	Doc Ctrl Num

End of List

Total of Entries:	36,849.14	0.00
Num of Entries Shown:	64	64

Full Account	Date	Amount USD	Amount CAD
--------------	------	------------	------------

Row Labels	Sum of Amount USD	Pasted Values	Unallowable?
[Redacted Content]			

NOTE: Ctrl+Shift+J to pull data

Date Range:

From: 2021-04
To: 2022-03

Districts: 2010
Accts: 91010
System:
Subsystem:

Total of Entries: (6,773.40) 0.00 *pstd: P = Posted, U = Unposted, S = Staged, C:0 = I/C Unposted, -1 = Hanging out there.
Num of Entries Shown: 4 4 *records limit: 10000

Full Account	Date	Amount USD	Amount CAD	Nat Currency	Journal Control Num	Pstd*	Journal Description	User	R/Type	FAS	Description
91010-2010-000-00	5/31/2021	(500.00)	0.00	USD	JRNLWA00429364	P	May Proceeds	pabbott	0/JE IC		2015 Toyota Sienna Van 5TDKK3DC8F561894
91010-2010-000-00	6/30/2021	(1,990.80)	0.00	USD	JRNLWA00430931	P	May Proceeds	HelenaK	0/JE IC		Bob's Metals Asset#79719 Truck#819
91010-2010-000-00	6/30/2021	(1,787.80)	0.00	USD	JRNLWA00430931	P	May Proceeds	HelenaK	0/JE IC		Bob's Metals Asset#25286 Truck#811
91010-2010-000-00	6/30/2021	(2,494.80)	0.00	USD	JRNLWA00430931	P	May Proceeds	HelenaK	0/JE IC		Bob's Metals Asset#60346 Truck#934

End of List

Row Labels	Sum of Amount USD	Pasted Values	Reg	Non-Reg	Allocator	Check	Pricing Notes
2015 Toyota Sienna Van 5TDKK3DC8F561894	(500)	(500)	-	(500)	Recycle - Non Reg	-	Waste Reduction Group only - Recycling
Bob's Metals Asset#79719 Truck#819	(1,991)	(1,991)	-	(1,991)	YW - Non Reg	-	Truck #819 was Yard Debris truck per 12.31.20 UTC schedule
Bob's Metals Asset#25286 Truck#811	(1,788)	(1,788)	-	(1,788)	Recycle - Non Reg	-	Truck #811 was Recycle truck per 12.31.20 UTC Schedule
Bob's Metals Asset#60346 Truck#934	(2,495)	(2,495)	(885)	(1,610)	Comm Rt Hrs	-	Truck #934 was Garbage - Shared per 12.31.20 UTC Schedule
Grand Total	(6,773)	(6,773)					
	Check	-	(885)	(5,888)			

NOTE: Ctrl+Shift+J to pull data

Date Range:
From: 2021-04
To: 2022-03

Other Criteria
Districts: 2010 V
Accts: 10070 AI
System:
Subsystem:

Total of Entries: (6,773.40) 0.00 *pstd: P = Posted, U = Unposted, S = Staged, C:0 = I/C Unposted, -1 = Hanging out there.
Num of Entries Shown: 4 4 *records limit: 10000

Full Account	Date	Amount USD	Amount CAD	Nat Currency	Journal Control Num	Pstd*	Journal Description	User	R/Type	Vendor Code	One Time Vendor	Further Description
10070-2010-000-00	5/10/2021	(500.00)	0.00	USD	JRNLWA00428337	P	From Voucher Posting.	JeffS	0/JE IC	VUS000041351		REX MOTORS INC
10070-2010-000-00	6/30/2021	(1,990.80)	0.00	USD	JRNLWA00430525	P	CASH1-Other Cash Receipts	DarcieB	0/JE STD			Bob's Metals Asset#79719 Truck#819
10070-2010-000-00	6/30/2021	(1,787.80)	0.00	USD	JRNLWA00430525	P	CASH1-Other Cash Receipts	DarcieB	0/JE STD			Bob's Metals Asset#25286 Truck#811
10070-2010-000-00	6/30/2021	(2,494.80)	0.00	USD	JRNLWA00430525	P	CASH1-Other Cash Receipts	DarcieB	0/JE STD			Bob's Metals Asset#60346 Truck#934

End of List

Pulled for further descriptions to use on #91010 JE Query tab

NOTE: Ctrl+Shift+J to pull data

Date Range:

From: 2021-04

To: 2022-03

Districts: 2010

Accts: 70235

System:

Subsystem:

Total of Entries: 56,554.99 0.00
Num of Entries Shown: 46 46

*pstd: P = Posted, U = Unposted, S = Staged, C:0 = I/C Unposted, -1 = Hanging out there.
*records limit: 10000

Full Account	Date	Amount USD	Amount CAD	Nat Currency	Journal Control Num	Pstd*	Journal Description	User	R/Type	Vendor Code	One Time Vendor
--------------	------	------------	------------	--------------	---------------------	-------	---------------------	------	--------	-------------	-----------------

Journal Entry Query Tool

v.4.6

TEXT IN RED BOX CONFIDENTIAL PER WAC 480-07-160

Other Criteria

Vendor Code:
Amount From:
Amount To:
Posting: All

Total of Entries:
Num of Entries Shown:

Full Account	Further Description	Date Doc	Doc Desc	Doc Ctrl Num

Journal Entry Query Tool

v.4.6

TEXT IN RED BOX CONFIDENTIAL PER WAC 480-07-160

Total of Entries:	56,554.99	0.00
Num of Entries Shown:	46	46

Full Account	Date	Amount USD	Amount CAD
--------------	------	------------	------------

Row Labels	Sum of Amount USD	Sum of Amount USD	Unallowable
[Redacted Content]			

Division Vice President Allocation IN/Division Controller Allocation IN



Dist.	2021 Revenue	Other Comp Allocation	Taxes	Other Comp Allocation	Tax Allocation	Dist.	2021 Revenue	Other Comp Allocation	Taxes	Other Comp Allocation	Tax Allocation
[Redacted Table Content]											

IS 210 - PL Review

System:

2022-03

	Apr-21	May-21	Jun-21	Jul-21	Aug-21	Sep-21	Oct-21	Nov-21	Dec-21	Jan-22
70036 Other Bonus/Commission - Non-Safety										(A)
70086 Safety and Training										
70090 WCN Training										
70095 Empl & Commun Activ										
70105 Employee Relocation										
70110 Contributions										
70147 Bldg & Property Maint										
70165 Communications										
70167 Cellular Telephone										
70170 Qualifying Operating Lease Expense										
70171 Variable Qualifying Lease Expense										
70185 Postage										
70190 Registration Fees										
70195 Dues and Subscriptions										
70200 Travel										
70201 Entertainment										
70202 Excursions Meetings										
70203 Lodging										
70205 Travel - Auto										
70206 Meals										
70207 Meals with Customers										
70210 Office Supplies and Equip										
70214 Credit Card Fees										
70215 Bank Charges										
70216 Outside Storages										
70225 Advertising and Promotions										
70230 External Recruiter Fees										
70231 Recruitment Advertising & Expenses										
70232 Recruitment Travel Expenses										
70255 Other Prof Fees										
70275 Property Taxes										
70301 Computer Software										
70302 Computer Supplies										
70303 Software License Fees										
70320 Credit and Collection										
70326 Deductible Current Year										
70330 Equipment/Truck Rodeo										
70336 Coffee Bar										
70902 Visual Lease Clearing Account										
G&A										

IS 210 - PL Review

System:

2022-03

Apr-21	May-21	Jun-21	Jul-21	Aug-21	Sep-21	Oct-21	Nov-21	Dec-21	Jan-22
(A)									

Waste Connections, Inc.

/ 2020 - Aug 2021

11.79%

TEXT IN RED BOX CONFIDENTIAL PER WAC 480-07-160

2010 Jan 2022

11.00%

IS 210 - PL Review

2010 Sept 2021

11.41%

2022-03

2010 Oct 2021

11.09%

2010 Nov 2021

11.04%

2010 Dec 2021

10.91%

		Clark Co. Allocation	Adjust Out Unallowable	Adjusted Region OH Allocation
		Feb-22	Mar-22	Total
70036	Other Bonus/Commission - Non-Safety			
70086	Safety and Training			
70090	WCN Training			
70095	Empl & Commun Activ			
70105	Employee Relocation			
70110	Contributions			
70147	Bldg & Property Maint			
70165	Communications			
70167	Cellular Telephone			
70170	Qualifying Operating Lease Expense			
70171	Variable Qualifying Lease Expense			
70185	Postage			
70190	Registration Fees			
70195	Dues and Subscriptions			
70200	Travel			
70201	Entertainment			
70202	Excursions Meetings			
70203	Lodging			
70205	Travel - Auto			
70206	Meals			
70207	Meals with Customers			
70210	Office Supplies and Equip			
70214	Credit Card Fees			
70215	Bank Charges			
70216	Outside Storages			
70225	Advertising and Promotions			
70230	External Recruiter Fees			
70231	Recruitment Advertising & Expenses			
70232	Recruitment Travel Expenses			
70255	Other Prof Fees			
70275	Property Taxes			
70301	Computer Software			
70302	Computer Supplies			
70303	Software License Fees			
70320	Credit and Collection			
70326	Deductible Current Year			
70330	Equipment/Truck Rodeo			
70336	Coffee Bar			
70902	Visual Lease Clearing Account			
	G&A			

Waste Connections, Inc.

/ 2020 - Aug 2021

11.79%

TEXT IN RED BOX CONFIDENTIAL PER WAC 480-07-160

2010 Jan 2022

11.00%

IS 210 - PL Review

2010 Sept 2021

11.41%

2022-03

2010 Oct 2021

11.09%

2010 Nov 2021

11.04%

2010 Dec 2021

10.91%

			Clark Co. Allocation	Adjust Out Unallowable	Adjusted Region OH Allocation
Feb-22	Mar-22	Total			
(A)					

IS 210 - PL Review

2022-03

Nov 2020-Aug

2021

Sept 2021

Oct 2021

Nov 2021

Dec 2021

Jan 2022

District	Allocation Percentage	Allocation Percentage	Allocation Percentage	Allocation Percentage	Allocation Percentage	Allocation Percentage
70036						
70086						
70090						
70095						
70105						
70110						
70147						
70165						
70167						
70170						
70171						
70185						
70190						
70195						
70200						
70201						
70202						
70203						
70205						
70206						
70207						
70210						
70214						
70215						
70216						
70225						
70230						
70231						
70232						
70255						
70275						
70301						
70302						
70303						
70320						
70326						
70330						
70336						
70902						
G&A						

IS 210 - PL Review

2022-03

Nov 2020-Aug
2021

Sept 2021

Oct 2021

Nov 2021

Dec 2021

Jan 2022

District	Allocation Percentage	Allocation Percentage	Allocation Percentage	Allocation Percentage	Allocation Percentage	Allocation Percentage
[Redacted Content]						

IS 210 - PL Review

2022-03

	Nov 2020-Aug 2021	Sept 2021	Oct 2021	Nov 2021	Dec 2021	Jan 2022
District	Allocation Percentage	Allocation Percentage	Allocation Percentage	Allocation Percentage	Allocation Percentage	Allocation Percentage
[Redacted Content]						

Waste Connections, Inc.
Corporate P&L Detail

	4,5,6,7,8,9,10,11,12	1,2,3				
	2021	2022				
	Actual	Actual	Rolling 12	Adjustments	Adjusted Total	Notes
50086 Safety and Training						
51260 Depreciation						
52090 Uniforms						
52120 Parts and Materials						
56037 Termination Pay						
57255 Other Prof Fees						
57260 Depreciation						
59271 Property and Liability Insurance						
59331 RM Fixed Costs						
59340 Self Insurance Premium						
70010 Salaries						
70015 Deferred Comp Earnings						
70020 Wages Regular						
70025 Wages O.T.						
70030 Corp Allocated Bonus						
70036 Other Bonus/Commission - Non-Safety						
70037 Termination Pay						
70045 Contract Labor						
70050 Payroll Taxes						
70060 Group Insurance						
70065 Vacation Pay						
70070 Sick Pay						
70086 Safety and Training						
70090 WCN Training						
70095 Empl & Commun Activ						
70105 Employee Relocation						
70106 Corporate Office Relocation						
70110 Contributions						
70112 Political Contributions						
70116 Pension and Profit Sharing						
70120 Plane Parts & Materials						
70142 Fuel Expense						
70145 Outside Repairs						
70146 Aircraft Lubricants & Consumables						
70147 Bldg & Property Maint						
70165 Communications						
70167 Cellular Telephone						
70170 Real Estate Rentals						
70175 Equip/Vehicle Rental						
70185 Postage						
70190 Registration Fees						

	4,5,6,7,8,9,10,11,12	1,2,3				
	2021	2022	Rolling 12	Adjustments	Adjusted Total	Notes
	Actual	Actual				
70195 Dues and Subscriptions						
70196 Club Dues						
70200 Travel						
70201 Entertainment						
70202 Excursions Meetings						
70203 Lodging						
70205 Travel - Auto						
70206 Meals						
70210 Office Supplies and Equip						
70214 Credit Card Fees						
70215 Bank Charges						
70216 Outside Storages						
70230 External Recruiter Fees						
70231 Recruitment Advertising & Expenses						
70232 Recruitment Travel Expenses						
70235 Legal						
70240 Accounting Professional Fees						
70245 Payroll Processing Fees						
70250 Acquisition Cost Write Off						
70255 Other Prof Fees						
70260 Depreciation						
70271 Property and Liability Insurance						
70273 Directors and Officers Insurance						
70275 Property Taxes						
70300 Data Processing						
70301 Computer Software						
70302 Computer Supplies						
70324 Penalties and Violations						
70345 Security Services						
70357 Permits						
70371 Board of Directors Fees						
70372 Board of Directors Expense Report						
70475 Trade Shows						
Total expenses						
3*,!3*9 Total eliminated revenues						
Inter-co elimination rev						
3* Gross Revenue before eliminations						
Total eligible allocation rate						

WASTE CONNECTIONS, INC.
 CONSOLIDATED BALANCE SHEETS
 (IN THOUSANDS OF U.S. DOLLARS, EXCEPT SHARE AND PER SHARE AMOUNTS)

	December 31,	
	2021	2020
ASSETS		
Current assets:		
Cash and equivalents	\$ 147,441	\$ 617,294
Accounts receivable, net of allowance for credit losses of \$18,480 and \$19,380 at December 31, 2021 and 2020, respectively	709,614	630,264
Prepaid expenses and other current assets	175,722	160,714
Total current assets	1,032,777	1,408,272
Restricted cash	72,174	97,095
Restricted investments	59,014	57,516
Property and equipment, net	5,721,949	5,284,506
Operating lease right-of-use assets	160,567	170,923
Goodwill	6,187,643	5,726,650
Intangible assets, net	1,350,597	1,155,079
Other assets, net	115,203	92,323
Total assets	\$ 14,699,924	\$ 13,992,364
LIABILITIES AND EQUITY		
Current liabilities:		
Accounts payable	\$ 392,868	\$ 290,820
Book overdraft	16,721	17,079
Deferred revenue	273,720	233,596
Accrued liabilities	442,596	404,923
Current portion of operating lease liabilities	38,017	30,671
Current portion of contingent consideration	62,804	43,297
Current portion of long-term debt and notes payable	6,020	8,268
Total current liabilities	1,232,746	1,028,654
Long-term portion of debt and notes payable	5,040,500	4,708,678
Long-term portion of operating lease liabilities	129,628	147,223
Long-term portion of contingent consideration	31,504	28,439
Deferred income taxes	850,921	760,044
Other long-term liabilities	421,080	455,888
Total liabilities	7,706,379	7,128,926
Commitments and contingencies (Note 13)		
Equity:		
Common shares: 260,283,158 shares issued and 260,212,496 shares outstanding at December 31, 2021; 262,899,174 shares issued and 262,824,990 shares outstanding at December 31, 2020	3,693,027	4,030,368
Additional paid-in capital	199,482	170,555
Accumulated other comprehensive income (loss)	39,584	(651)
Treasury shares: 70,662 and 74,184 shares at December 31, 2021 and 2020, respectively	—	—
Retained earnings	3,056,845	2,659,001
Total Waste Connections' equity	6,988,938	6,859,273
Noncontrolling interest in subsidiaries	4,607	4,165
Total equity	6,993,545	6,863,438
	\$ 14,699,924	\$ 13,992,364

BS & IS Pulled from WCN 2021 10-K

	Debt to Equity Ratio	Allowable in LG
Debt \$	5,046,520,000	41.91% 40%
Equity \$	6,993,545,000	58.09% 60%
Total Debt & Equity \$	12,040,065,000	

	Interest as a % of Debt
Interest Expense \$	162,796,000
Debt \$	5,046,520,000
Interest as a % of Debt	3.23%

ST Debt \$ 6,020,000

LT Debt \$ 5,040,500,000

Equity \$ 6,993,545,000

WASTE CONNECTIONS, INC.
 CONSOLIDATED STATEMENTS OF NET INCOME
 (IN THOUSANDS OF U.S. DOLLARS, EXCEPT SHARE AND PER SHARE AMOUNTS)

	Years Ended December 31,		
	2021	2020	2019
Revenues	\$ 6,151,361	\$ 5,445,990	\$ 5,388,679
Operating expenses:			
Cost of operations	3,654,074	3,276,808	3,198,757
Selling, general and administrative	612,337	537,632	546,278
Depreciation	673,730	621,102	618,396
Amortization of intangibles	139,279	131,302	125,522
Impairments and other operating items	32,316	466,718	61,948
Operating income	1,039,625	412,428	837,778
Interest expense	(162,796)	(162,375)	(147,368)
Interest income	2,916	5,253	9,777
Other income (expense), net	6,285	(1,392)	5,704
Loss on early extinguishment of debt	(115,288)	—	—
Income before income tax provision	770,742	253,914	705,891
Income tax provision	(152,253)	(49,922)	(139,210)
Net income	618,489	203,992	566,681
Plus (less): Net loss (income) attributable to noncontrolling interests	(442)	685	160
Net income attributable to Waste Connections	\$ 618,047	\$ 204,677	\$ 566,841
Earnings per common share attributable to Waste Connections' common shareholders:			
Basic	\$ 2.37	\$ 0.78	\$ 2.15
Diluted	\$ 2.36	\$ 0.78	\$ 2.14
Shares used in the per share calculations:			
Basic	261,166,723	263,189,699	263,792,693
Diluted	261,728,470	263,687,539	264,526,561
Cash dividends per common share	\$ 0.845	\$ 0.760	\$ 0.665

Interest Expense \$ 162,796,000

The accompanying notes are an integral part of these consolidated financial statements.