

# Centralia/Chehalis EMERGENCY RESPONSE PLAN

## TABLE OF CONTENTS

### **Centralia/Chehalis**

Users Guide .....	2
How it will be served .....	3
Regular business hours .....	3
After hours .....	3
Floods .....	3

### **PSE Staff**

Who reside in Centralia/Chehalis .....	4
Who work in Centralia/Chehalis .....	4

### **Maps**

Directions to Centralia Base .....	5
City Map Centralia .....	6
Gas Operations Map Key Centralia .....	7
Plat Map Key Centralia .....	8
Directions to Chehalis .....	9
City Map Chehalis .....	10
Gas Operations Map Key Chehalis .....	11
Plat Map Key Chehalis .....	12

### **Service Provider**

Roles and Responsibilities .....	13
----------------------------------	----

# USERS GUIDE

## Dispatch

PSE Staff .....	4
City Map Centralia .....	6
Gas Operations Map Key Centralia .....	7
Plat Map Key Centralia .....	8
City Map Chehalis .....	10
Gas Operations Map Key Chehalis .....	11
Plat Map Key Chehalis .....	12
Roles and responsibility of Service Providers .....	13

## First Responders

PSE Staff .....	4
City Map Centralia .....	6
Gas Operations Map Key Centralia .....	7
Plat Map Key Centralia .....	8
City Map Chehalis .....	10
Gas Operations Map Key Chehalis .....	11
Plat Map Key Chehalis .....	12
Roles and responsibility of Service Providers .....	13

## CFS

PSE Staff .....	4
City Map Centralia .....	6
Gas Operations Map Key Centralia .....	7
Plat Map Key Centralia .....	8
City Map Chehalis .....	10
Gas Operations Map Key Chehalis .....	11
Plat Map Key Chehalis .....	12
Roles and responsibility of Service Providers .....	13

## Gas Control

PSE Staff .....	4
City Map Centralia .....	6
Gas Operations Map Key Centralia .....	7
Plat Map Key Centralia .....	8
City Map Chehalis .....	10
Gas Operations Map Key Chehalis .....	11
Plat Map Key Chehalis .....	12
Roles and responsibility of Service Providers .....	13

# EMERGENCY RESPONSE PLAN

## Centralia/Chehalis

### How Centralia/Chehalis will be served

#### Regular business hours:

During regular business hours we will utilize employees who are working in Centralia/Chehalis. This could include Gas First Response, SC&P, or Infrasource personnel.

#### After Hours:

We have identified those gas employees that live in and in close proximity to Centralia/Chehalis. Outside of normal business hours we will contact the Gas First Response employees who live in Centralia/Chehalis. (If these employees know they will be unavailable they will notify Dispatch). If the resident employees are not available, we will notify the staff identified that lives near Centralia/Chehalis, if that fails, we will move First Responders per the standard callout process, which dispatch the closest GFR personnel to the problem.

#### Floods:

Lewis County has had numerous 100-year floods in the past several years; this area is prone to flooding. This area may be closed to any traffic except for emergency vehicles and local traffic. In the past I-5 has been shut down. During flooding, the best way to get there may be through Littlerock or Bucoda. The Cities of Centralia, Chehalis and Lewis Co. generally inform PSE of any wash outs or any other road problems. Portions of the distribution system may need to be shut down in case of flooding.

#### Alternative Access:

If access by conventional means is unavailable, you may be able to deliver personnel and materials to the Centralia/Chehalis area by helicopter. The System Manager [xxxxxxx] [xxxxxxxxxxxx] or [xxxxxxxxxxxx] on duty should be called to arrange helicopter support.

PUBLIC  
VERSION

**PSE STAFF WHO RESIDE IN CENTRALIA/CHEHALIS**

XXXXXXXXXXXXXXXXXXXXX (Gas)  
XXXXXXXXXXXXXXXXXXXXX  
Centralia, WA 98531  
Home phone: XXXXXXXXXXXXXXXXXXXXX  
Cell Phone: XXXXXXXXXXXXXXXXXXXXX  
Pager: XXXXXXXXXXXXXXXXXXXXX

XXXXXXXXXXXXXXXXXXXXX (Gas)  
XXXXXXXXXXXXXXXXXXXXX  
Centralia, WA 98531  
Home: XXXXXXXXXXXXXXXXXXXXX  
Pager: XXXXXXXXXXXXXXXXXXXXX  
Cell: XXXXXXXXXXXXXXXXXXXXX

XXXXXXXXXXXXXXXXXXXXX (Gas)  
XXXXXXXXXXXXXXXXXXXXX  
Chehalis, WA 98532  
Home phone: XXXXXXXXXXXXXXXXXXXXX  
Cell phone: XXXXXXXXXXXXXXXXXXXXX  
Pager: XXXXXXXXXXXXXXXXXXXXX


XXXXXXXXXXXXXXXXXXXXX (Gas)  
XXXXXXXXXXXXXXXXXXXXX  
Olympia, WA 98579  
Home phone: XXXXXXXXXXXXXXXXXXXXX  
Cell phone: XXXXXXXXXXXXXXXXXXXXX  
Pager: XXXXXXXXXXXXXXXXXXXXX

**PSE STAFF WHO WORK IN CENTRALIA/CHEHALIS**

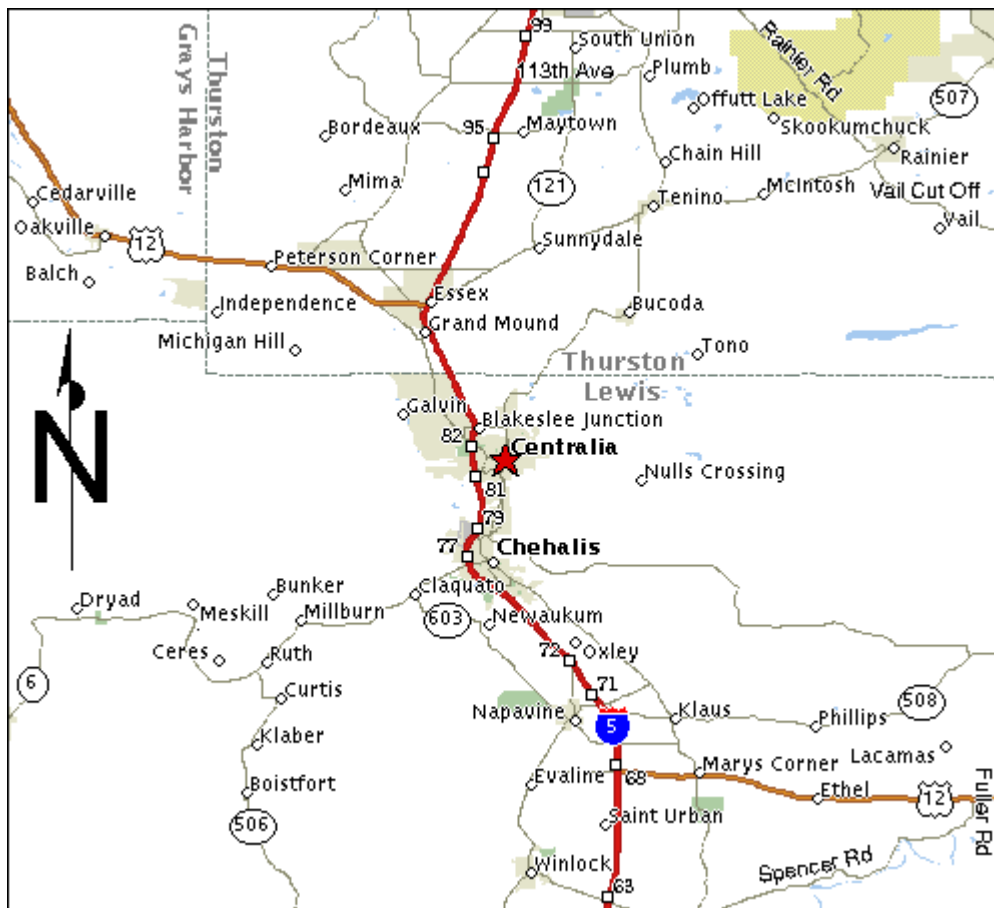
XXXXXXXXXXXXXXXXXXXXX (Gas)  
XXXXXXXXXXXXXXXXXXXXX  
Chehalis, WA 98532  
Home phone: XXXXXXXXXXXXXXXXXXXXX  
Cell phone: XXXXXXXXXXXXXXXXXXXXX  
Pager: XXXXXXXXXXXXXXXXXXXXX

PUBLIC  
VERSION

# **DIRECTIONS / CENTRALIA OPERATING BASE (From Olympia)**

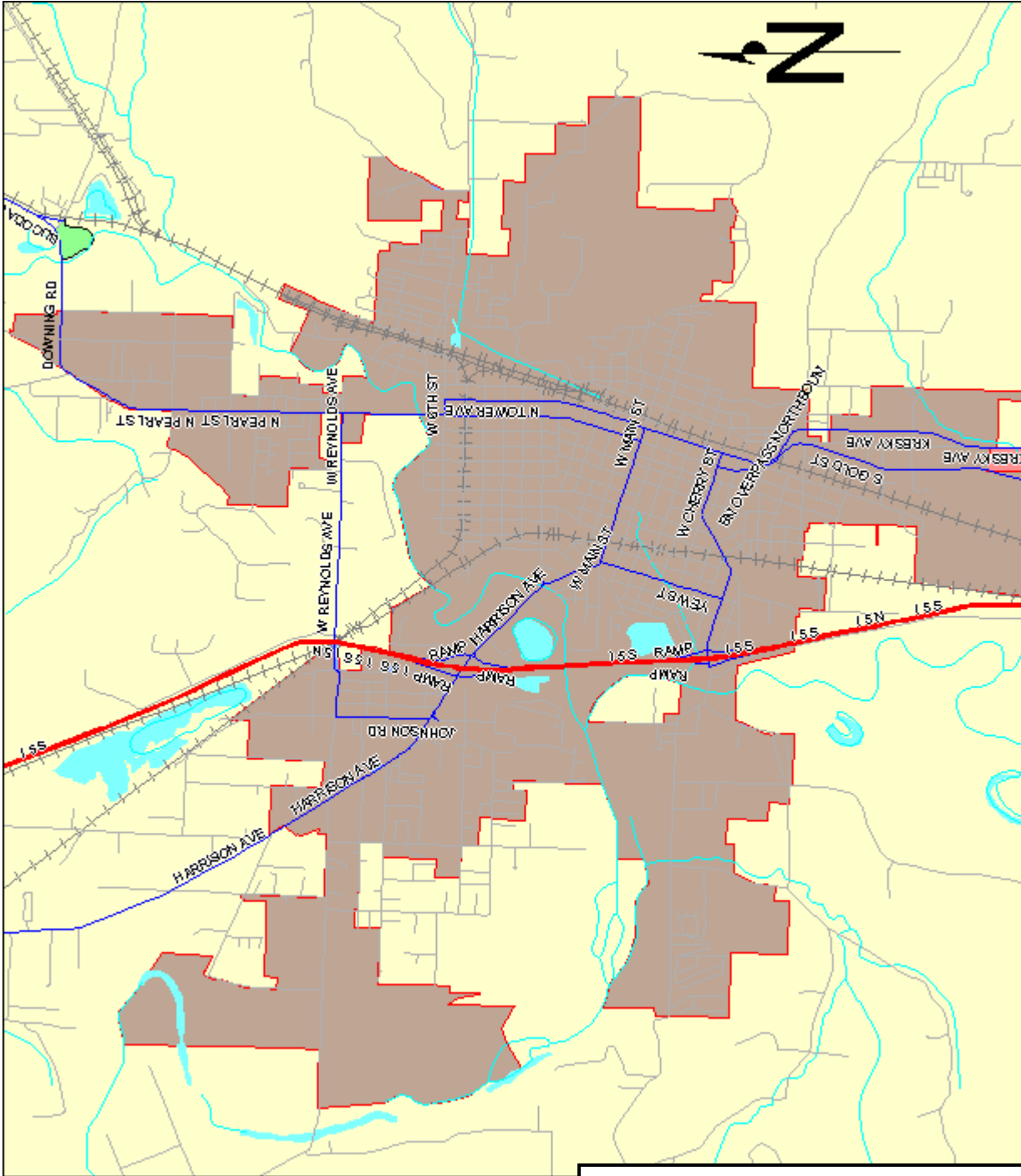


**Total Estimated Driving Time from Olympia: 31 minutes**  
**Total Distance: Approximately 28 miles**



**PUBLIC  
VERSION**

# CITY MAP Centralia



**PUBLIC  
VERSION**

# OPERATIONS MAP KEY Centralia

**REDACTED**

**PUBLIC  
VERSION**

**PLAT MAP KEY**  
**Centralia**

**REDACTED**

**PUBLIC  
VERSION**



# **DIRECTIONS / CHEHALIS** **(From Olympia)**

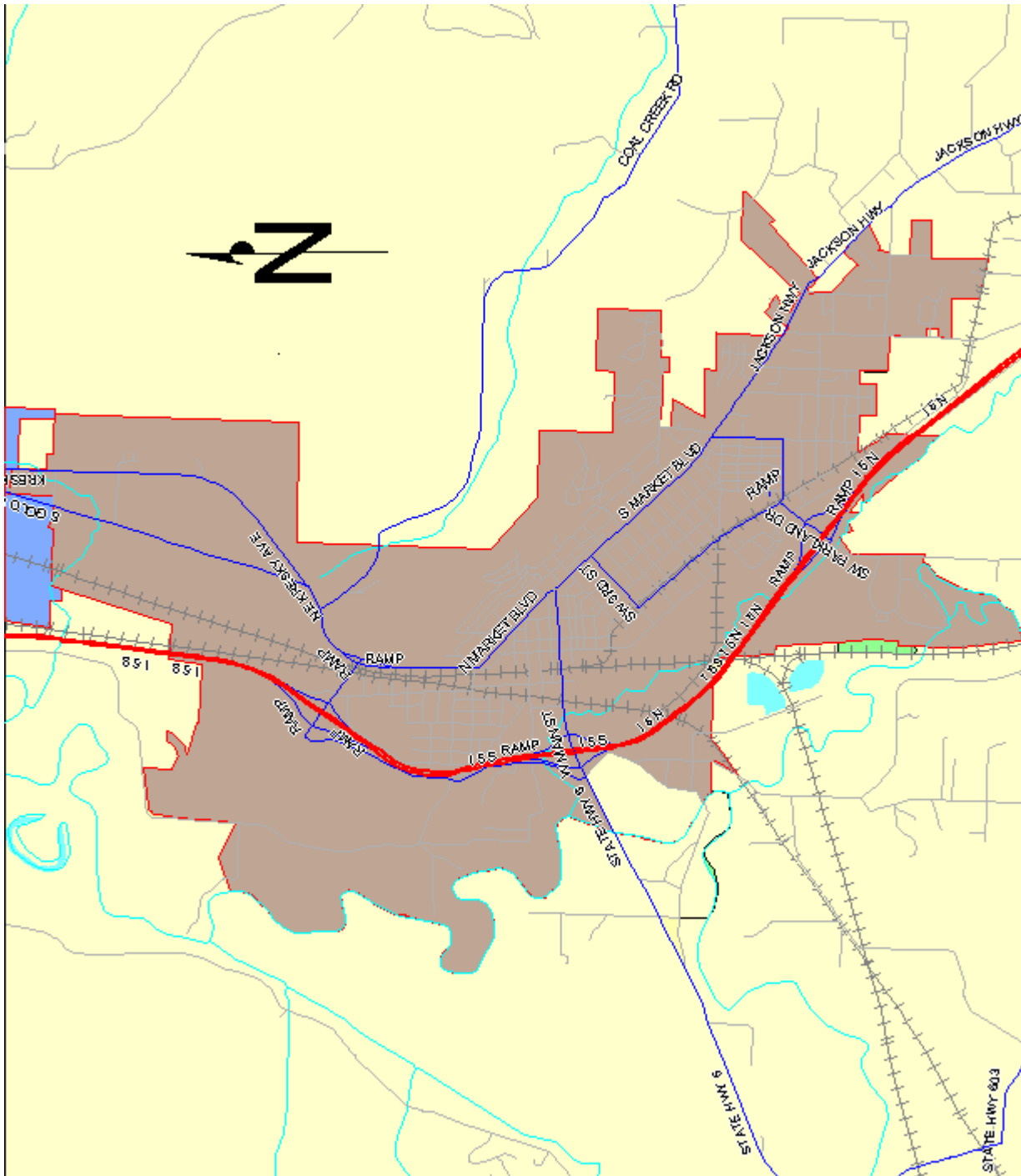
XX  
XX  
XX  
XX

**Total Estimated Driving Time from Olympia: 32 minutes**  
**Total Distance: 30.71 miles**

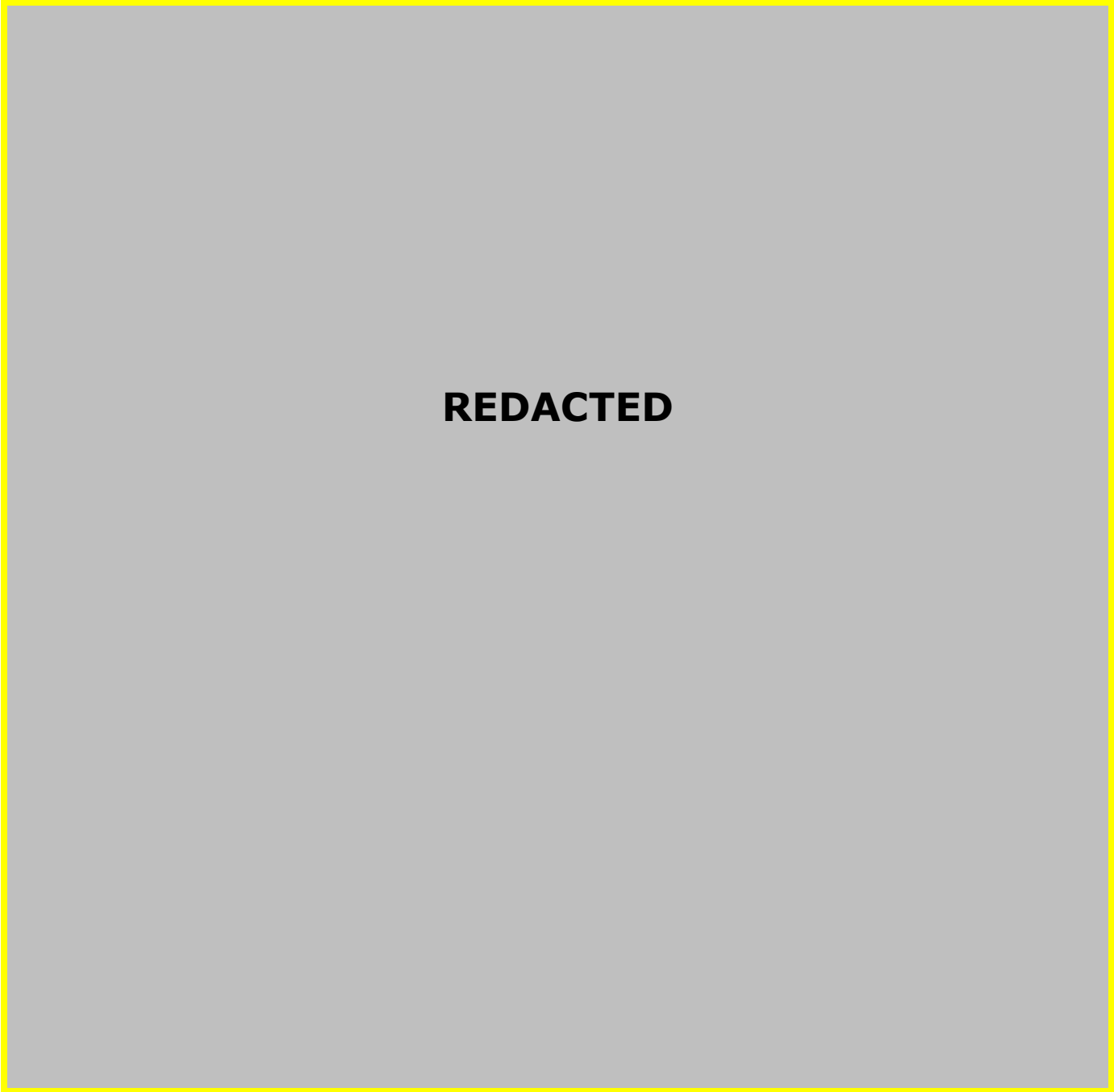


**PUBLIC  
VERSION**

# CITY MAP Chehalis



**OPERATIONS MAP KEY**  
**Chehalis**



**REDACTED**

**PUBLIC  
VERSION**

**PLAT MAP KEY**  
**Chehalis**

**REDACTED**

**PUBLIC  
VERSION**

## **ROLES AND RESPONSIBILITIES OF THE SERVICE PROVIDERS**

Infrasource Contractors (IFS) performs the installation of new customer construction on both residential and commercial gas services. They perform gas system upgrades and replacements, as well as, gas system operation and maintenance. In addition, IFS responds to breaks at the request of PSE Gas Dispatch.