

1
 Harold LeMay Enterprises Inc. 0-98
 DBA Pacific Disposal, Builders Cover Refuse Service & Rural Garbage Service
 Consolidated Income Statement
 May 1, 2023 - April 30, 2024


	1	2	3	4	5	6	7	8	9	10	11	12	13	14	15	16	17	18	19	20	21	22	23	24	25	26	27	28
Abbreviations																												
Driver Hours	DH																											
	DH-ACT																											
	DH-2183/2185																											
Revenue	REV																											
	REV-ACT																											
Customers	CUST-FACT																											
	CUST-2183/2185																											
Containers	CONT COUNT																											
Recycle Ton	RTONS																											
MSW Tons	MTONS																											
Long Haul Hrs	LH																											
Employee Count	EE COUNT																											
	Actual ACT																											



GL Revenue:	Allocator	Per 0 As Booked			Restraining Adjustments			Adjusted Total			Pro forma Adjustments			Final Total			Allocation							
		2183	2184	2185	Total Per Books	2183	2184	2185	2183	2184	2185	Adjusted Balance	2183	2184	2185	2183	2184	2185	Final Total	Pacific	Yelm	Rainier	Commercial Recycling	2184

--	--	--	--	--	--	--	--	--	--	--	--	--	--	--	--	--	--	--	--	--	--	--	--	--	--	--	--

GL Revenue	Allocator	2183	2184	2185	Total Per Books	2183	2184	2185	2183	2184	2185	Adjusted Balance	2183	2184	2185	2183	2184	2185	Final Total	Facitc	Yelm	Rainier	Commercial Recycling	2184	2185	Check
------------	-----------	------	------	------	-----------------	------	------	------	------	------	------	------------------	------	------	------	------	------	------	-------------	--------	------	---------	----------------------	------	------	-------



Harold LeMay Enterprises Inc. G-98
DBA Pacific Disposal, Butlers Cover Refuse Service & Rural Garbage Service
Regulated Line of Business Allocation
May 1, 2023 - April 30, 2024

Abbreviations					
		MSW	Recycling	YW	
Driver Hours	DH				
Revenue	REV				
Customers	CUST				
Actual	ACT				

Revenue:	Allocator	Total Regulated	MSW	Recycling	YW	Check
[Redacted Content]						

Revenue:	Allocator	Total Regulated	MSW	Recycling	YW	Check

Revenue:	Allocator	Total Regulated	MSW	Recycling	YW	Check

Revenue:	Allocator	Total Regulated	MSW	Recycling	YW	Check

Harold LeMay Enterprises Inc. G-98
MRF Baling Fee Calculation

Explanation: As of May 2023 (beginning of the current test period), District 2184 is made up of a recycle baling/re-load facility (MRF). In prior years the District also operated a County owned transfer station. The transfer station contract ended in April 2023. The two facilities were at separate locations. All costs during the test period are for the MRF operations, except for account 91010-Sale of Asset which includes disposal/sale of Transfer Sale equipment. All recycle trucks dump their material at the MRF, where it is re-loaded and trucked to Pioneer by LeMay Transportation. Pioneer pays the 2184 MRF \$20.07/ton for bringing the material in baled, however this does not fully recover the baling cost. In order to calculate the true cost of baling we must first determine the 2184 costs that relate to the MRF, and then allocate those expenses on regulated vs. non-regulated recycling tons that come into the MRF.

Abbreviations						
Actual - Tons	ACT-TONS	Non-Baling Tons	Baling Tons	Total	Non-Regulated	Regulated
Actual	ACT					


Allocator	Allocated Pacific-Rural 2184	Non Baling Activities	Baling Activities	Total	Non-Regulated	Regulated
Revenue:						
32000 Residential	ACT					
32100 Recycling	ACT					
32110 Yard Waste	ACT					
MF Recycling	ACT					
33000 Comm Containers	ACT					
31000 Drop Box	ACT					
31004 Drop Box Recycling	ACT					
31005 Pass Thru	ACT					
35000 MRF Proceeds	ACT					
33020 Comm Recycling	ACT					
35500 Recycling Material	ACT					
38000 Service Charge	ACT-TONS					
38001 P-Card Revenue	ACT-TONS					
Total						
Expenses:						
57125 Building Supplies	ACT-TONS					
57147 Repair-Shop, Bldg	ACT-TONS					
41200 Total						
52010 Salaries	ACT-TONS					
52020 Wages-Regular	ACT-TONS					
MRF Mechanic	ACT-TONS					
52025 Wages-OT	ACT-TONS					
52035 Safety Bonus	ACT-TONS					
52036 Other Bonus/Commission	ACT-TONS					
52065 Vacation Pay	ACT-TONS					
52070 Sick Pay	ACT-TONS					
41310 Wages Mechanics						
55020 Wages Regular	ACT-TONS					
55025 Wages O.T.	ACT-TONS					
55065 Vacation Pay	ACT-TONS					
55070 Sick Pay	ACT-TONS					
41311 Wages Container Mechanics						
52120 Parts & Materials	ACT-TONS					
52125 Operating Supplies	ACT-TONS					
52135 Equipment & Maint Rep	ACT-TONS					
52181 Freight	ACT-TONS					
52147 Outside Repairs	ACT-TONS					
41320 Total Parts & Materials						
55147 Outside Repair	ACT-TONS					
55181 Freight	ACT-TONS					
41330 Total						
59400 Damage Paid by District	ACT-TONS					
59401 Ins Claims Repairs	ACT-TONS					
41340 Accident Repair						
52140 Tires & Tubes	ACT-TONS					
41600 Total						
52086 Safety & Training	ACT-TONS					
52090 Uniforms	ACT-TONS					
52182 Towing	ACT-TONS					
57254 Drive Cam Fees	ACT-TONS					
41800 Other Maint						
50010 Salaries-Supervisor	ACT-TONS					
56010 Salaries-Supervisor	ACT-TONS					

	Allocator	Allocated					
		Pacific-Rural	Non Bailing Activities	Bailing Activities	Total	Non-Regulated	Regulated
56035 Safety Bonuses	ACT-TONS						
56065 Vacation Pay	ACT-TONS						
42100 Wages-Supervisor							
50020 Wages Regular	ACT-TONS						
50025 Wages OT	ACT-TONS						
50035 Safety Bonus	ACT-TONS						
50036 Other Bonus/Commission	ACT-TONS						
50065 Vacation Pay	ACT-TONS						
50070 Sick Pay	ACT-TONS						
42300 Total Driver Wages							
50045 Contract Labor	ACT-TONS						
42315 Contract Labor							
52142 Fuel Expense	ACT-TONS						
57142 Fuel Expense	ACT-TONS						
52144 Urea Additive Expense	ACT-TONS						
52146 Oil and Grease	ACT-TONS						
56142 Fuel Expense	ACT-TONS						
42400 Total Fuel and Oil							
41121 Brokerage Cost	ACT-TONS						
41129 Brokerage Cost IC	ACT						
44161 Cost of Materials - OCC	ACT-TONS						
44163 Cost of Materials - Other P	ACT-TONS						
44168 Cost of Materials - Other	ACT-TONS						
44169 Cost of Materials - IC	ACT-TONS						
50086 Safety & Training	ACT-TONS						
50090 Uniforms	ACT-TONS						
52185 Travel	ACT-TONS						
56105 Employee Relocation	ACT-TONS						
56200 Travel	ACT-TONS						
57255 Other Prof Fees	ACT-TONS						
57324 Penalties	ACT-TONS						
57353 Monitoring	ACT-TONS						
60205 Travel	ACT-TONS						
42800 Other Collection Exp							
40101 Disposal Landfill	ACT-TONS						
Pass-Thru (Manual Adjust)	ACT-TONS						
40109 Disposal Landfill Intercomp	ACT-TONS						
40122 Other Disposal	ACT-TONS						
40139 Disposal Transfer Interco	ACT-TONS						
43600 Dump Fee and Charges							
40861 Processing Fee	ACT						
40869 Processing Fee - Intercomp	ACT						
43800 Processing Fee							
60010 Salaries	ACT-TONS						
60030 Bonuses and Commissions	ACT-TONS						
60060 Group Insurance	ACT-TONS						
60065 Vacation Pay	ACT-TONS						
60070 Sick Pay	ACT-TONS						
60201 Entertainment	ACT-TONS						
60203 Lodging	ACT-TONS						
60206 Meals	ACT-TONS						
60207 Meals with Customers	ACT-TONS						
60095 Employee Comm Activity	ACT-TONS						
44000 Sales							
43002 UTC Fee	ACT-TONS						
44300 WUTC Fee							
60195 Dues and Subscriptions	ACT-TONS						
60225 Advertising & Promotion	ACT-TONS						
70225 Advertising	ACT-TONS						
44500 Advertising Exp							
59340 Self Insurance Premium	ACT-TONS						
59341 Current Year Claims	ACT-TONS						
59342 Prior Year Claims	ACT-TONS						
45300 Public Liability							
59343 WC Current Year Claims	ACT-TONS						
59344 WC Prior Year Claims	ACT-TONS						
59500 WC Premium	ACT-TONS						
57370 Bond Exp-WC	ACT-TONS						

Allocator		Allocated					
		Pacific-Rural	Non Bailing Activities	Bailing Activities	Total	Non-Regulated	Regulated
45400 Workmen's Comp							
70010	Salaries	ACT-TONS					
70020	Wages Regular	ACT-TONS					
70025	Wages OT	ACT-TONS					
70035	Safety Bonuses	ACT-TONS					
70036	Bonuses	ACT-TONS					
70045	Contract Labor	ACT-TONS					
70065	Vacation	ACT-TONS					
70070	Sick Leave	ACT-TONS					
46130 Salaries-Office							
70149	Corp OH Allocation	ACT-TONS					
46100 Management Fee							
52200	Office Supplies	ACT-TONS					
57175	Equipment Vehicle Rental	ACT-TONS					
57176	Short Term Equip/Vehicle/E	ACT-TONS					
57345	Security Services	ACT-TONS					
70185	Postage	ACT-TONS					
70210	Office Supplies	ACT-TONS					
	Customer Notification	ACT-TONS					
70214	Credit Card Fees	ACT-TONS					
70215	Bank Charges	ACT-TONS					
70220	Sponsorships	ACT-TONS					
70300	Data Processing	ACT-TONS					
70302	Computer Supplies	ACT-TONS					
70303	Software License Fees	ACT-TONS					
70320	Credit and Collection	ACT-TONS					
70345	Security Services	ACT-TONS					
46200 Office & Other Exp							
70235	Legal	ACT-TONS					
46300 Legal & Accounting							
57150	Utilities	ACT-TONS					
70150	Utilities	ACT-TONS					
46400 Utilities							
52165	Communication	ACT-TONS					
57165	Communication	ACT-TONS					
70165	Communication	ACT-TONS					
70167	Cell Phone	ACT-TONS					
46410 Communication							
50060	Group Insurance	ACT-TONS					
50116	Union Benefits Expense	ACT-TONS					
52060	Group Insurance	ACT-TONS					
55060	Group Insurance	ACT-TONS					
56060	Group Insurance	ACT-TONS					
70060	Group Insurance	ACT-TONS					
46500 Employee Welfare							
50115	Pension	ACT-TONS					
50117	Union Pension	ACT-TONS					
52115	Pension	ACT-TONS					
55115	Pension and Profit Sharing	ACT-TONS					
56115	Pension	ACT-TONS					
60116	Pension	ACT-TONS					
70116	Pension	ACT-TONS					
46510 Pension							
70310	Bad Debt Provision	ACT-TONS					
46700 Bad Debts							
57252	Subcontract Exp	ACT-TONS					
70086	Safety & Training	ACT-TONS					
70090	WCN Training	ACT-TONS					
70095	Employee Comm Activity	ACT-TONS					
70110	Contributions	ACT-TONS					
70112	Political Contribution	ACT-TONS					
70148	Alloc Exp In Distr	ACT-TONS					
70175	Equipment Rental	ACT-TONS					
70190	Registration Fee	ACT-TONS					
70195	Dues & Subscriptions	ACT-TONS					
70200	Travel	ACT-TONS					
70201	Entertainment	ACT-TONS					
70202	Excursion Meetings	ACT-TONS					
70203	Lodging	ACT-TONS					
70205	Travel Auto	ACT-TONS					

Allocator		Allocated					
		Pacific-Rural	Non Bailing Activities	Bailing Activities	Total	Non-Regulated	Regulated
70206	Meals						
70231	Recruitment Advertising & I						
70265	Other Professional Fees						
70330	Equipment/Truck Safety Ev						
70335	Miscellaneous						
70336	Coffee Bar						
70357	Permits						
91015	Gain/Loss from Real Estate						
46900 Other General Expenses							
51260	Depreciation Tricks						
54260	Depreciation Cont. DB						
	Depreciation Service						
57260	Depreciation Shop						
70260	Depreciation Office						
	MRF Equipment						
	Buildings (Structures)						
	Leasehold Improvements						
70264	Amortization						
91010	Sale of Asset						
Total							
41201	Rebate & Rev Sharing						
57280	Other Taxes						
52000 Operating Tax & Lic							
43001	Taxes & Pass Thru Fees						
52030 State Excise Tax							
51295	Licenses						
57357	Permits						
52200 Vehicle Licenses							
57275	Property Tax						
52300 Property Tax							
50050	Payroll Taxes						
52050	Payroll Taxes						
56050	Payroll Taxes						
60050	Payroll Taxes						
70050	Payroll Taxes						
52400 Payroll Taxes							
57170	Real Estate Rental						
57171	Variable Qualifying Lease E						
53200 Rent-Land, Structures							
70269	Long Term Contr Amort						
Total Amort							
91000 Unusual Gain/(Loss)							
Total							
Operating Ratio							
Net Income (Loss)							

Harold LeMay Enterprises Inc. G-98
DBA Pacific Disposal, Butlers Cover Refuse Service & Rural Garbage Service
Restating Adjustments
May 1, 2023 - April 30, 2024



Harold LeMay Enterprises Inc. G-98
DBA Pacific Disposal, Butlers Cover Refuse Service & Rural Garbage Service
Restating Adjustments
May 1, 2023 - April 30, 2024



Adjust WUTC Fee to Actual

Regulated Revenue	\$	36,185,353
UTC Fee		0.5100%
Test Period Fees	\$	184,545
PER IS	\$	186,356.74
Adjustment	\$	(1,811)

46800


Bad Debt Calculation



RS-10: Adjust in Bailing Fee Differential



Harold LeMay Enterprises Inc. G-98
DBA Pacific Disposal, Butlers Cover Refuse Service & Rural Garbage Service
Restating Adjustments
May 1, 2023 - April 30, 2024
Restating and Wage Normalization Adjustments




TEXT IN RED BOX CONFIDENTIAL PER WAC 480-07-160



Harold LeMay Enterprises Inc. G-98
DBA Pacific Disposal, Butlers Cover Refuse Service & Rural Garbage Service
Proforma Adjustments
May 1, 2023 - April 30, 2024

Forward Looking Wage Increases:






Customer Notification:

Residential	60,856	0.66	\$	40,165
Commercial	5,062	0.66	\$	3,341
Roll-off	208	0.66	\$	137
<i>check</i>	-		\$	43,643

Notification Cost Amortizes over 24-months \$21,821









Harold LeMay Enterprises Inc. G-98
DBA Pacific Disposal, Butlers Cover Refuse Service & Rural Garbage Service
Allocators for Regulated, Non-Regulated and by Line of Business
May 1, 2023 - April 30, 2024

[Link within this workbook](#)







Public Co		LURITO - GALLAGHER FORMULA MODEL 2018 v5.2c				Public Co
Line No.	(a)	(b)	(c)	(d)	(e)	(f)
		Historical	Revenue Change	Proforma	Add: Revenue Sensitive Taxes	Revenue Requirement
1	Operating Revenue	36,183,918	1,752,595	37,936,512	48,430	37,984,942
2	Operating Expenses	34,196,769		34,196,769	48,430	34,245,199
3	Operating Income	1,987,149		3,739,743		\$3,739,743
4						
5	Interest Expense	321,859		321,859		321,859
6	Income Tax Expense	289,017	428,739	717,756		717,756
7						
8	Net Income	1,376,273		2,700,129		2,700,129
9						
10	Operating Ratio	94.51%		90.14%		90.15%
11						
12	Revenue Requirement					
13	Historical Revenue		36,183,918		Revenue Increase before taxes	1,752,595
14	Rate Increase		1,801,025	11,499	Rev Sensitive Taxes	48,430
15	Revenue Requirement		37,984,942		Rate Increase	1,801,025
16			Percent Increase	4.98%		
17						
18	Captil Structure Financing Investment			Financing Cost		
19	Type	Percent	Amount	Cost of Capital	Weighted	Amount
20	Equity	60.00%	11,653,100	23.17%	13.90%	2,700,129
21	Debt	40.00%	7,768,733	4.14%	1.66%	321,859
22	Total	100.00%	19,421,833		15.56%	3,021,988
23						
24						
25	Operating Statistics		Before	After		
26			Income Tax	Income Tax		
27	Return on Investment		19.26%	15.56%		
28	Return on Equity		29.33%	23.17%		
29	Operating Ratio		90.14%	90.15%		

30	Profit Margin	9.86%	9.86%
31	Final turnover	1.96	1.96
32	Tax Rate	21.00%	21.00%
33			
34			
35	<u>Revenue Sensitive Taxes Charges</u>		
36		Rate	Taxes
37	B & O Tax	1.750%	34,960
38	WUTC Fee	0.510%	10,188
39	City Tax	0.000%	-
40	Bad Debts	0.164%	3,282
41	Revenue Sensitive	2.424%	48,430
42			
43	Conversion Factor	87.73%	

Public Co		LURITO - GALLAGHER FORMULA MODEL 2018 v5.2c				Public Co
Line No.	(a)	(b)	(c)	(d)	(e)	(f)
		Historical	Revenue Change	Proforma	Add: Revenue Sensitive Taxes	Revenue Requirement
				(b) + (c)		(d) + (e)
1	Operating Revenue	27,465,713	708,870	28,174,583	19,608	28,194,191
2	Operating Expenses	25,373,889		25,373,889	19,608	25,393,497
3	Operating Income	2,091,824		2,800,694		\$2,800,694
4						
5	Interest Expense	255,455		255,455		255,455
6	Income Tax Expense	318,709	215,792	534,500		534,500
7						
8	Net Income	1,517,660		2,010,739		2,010,739
9						
10	Operating Ratio	92.38%		90.06%		90.07%
11						
12	Revenue Requirement					
13	Historical Revenue		27,465,713		Revenue Increase before taxes	708,870
14	Rate Increase		728,479		Rev Sensitive Taxes	19,608
15	Revenue Requirement		28,194,191		Rate Increase	728,479
16			Percent Increase	2.65%		
17						
18	Captil Structure Financing Investment			Financing Cost		
19	Type	Percent	Amount	Cost of Capital	Weighted	Amount
20	Equity	60.00%	9,248,918	21.74%	13.04%	2,010,739
21	Debt	40.00%	6,165,945	4.14%	1.66%	255,455
22	Total	100.00%	15,414,864		14.70%	2,266,194
23						
24						
25	Operating Statistics		Before	After		
26			Income Tax	Income Tax		
27	Return on Investment		18.17%	14.70%		
28	Return on Equity		27.52%	21.74%		
29	Operating Ratio		90.06%	90.07%		

30	Profit Margin	9.94%	9.94%
31	Final turnover	1.83	1.83
32	Tax Rate	21.00%	21.00%
33			
34			
35	<u>Revenue Sensitive Taxes Charges</u>		
36		Rate	Taxes
37	B & O Tax	1.750%	14,154
38	WUTC Fee	0.510%	4,125
39	City Tax	0.000%	-
40	Bad Debts	0.164%	1,329
41	Revenue Sensitive	2.424%	19,608
42			
43	Conversion Factor	87.64%	

Public Co		LURITO - GALLAGHER FORMULA MODEL 2018 v5.2c				Public Co
Line No.	(a)	(b)	(c)	(d)	(e)	(f)
		Historical	Revenue Change	Proforma	Add: Revenue Sensitive Taxes	Revenue Requirement
1	Operating Revenue	6,114,128	402,760	6,516,889	11,109	6,527,998
2	Operating Expenses	5,885,037		5,885,037	11,109	5,896,146
3	Operating Income	229,091		631,851		\$631,851
4						
5	Interest Expense	49,055		49,055		49,055
6	Income Tax Expense	31,246	91,141	122,387		122,387
7						
8	Net Income	148,790		460,409		460,409
9						
10	Operating Ratio	96.25%		90.30%		90.32%
11						
12	Revenue Requirement					
13	Historical Revenue		6,114,128		Revenue Increase before taxes	402,760
14	Rate Increase		413,869		Rev Sensitive Taxes	11,109
15	Revenue Requirement		6,527,998		Rate Increase	413,869
16			Percent Increase	6.77%		
17						
18	Capitl Structure Financing Investment			Financing Cost		
19	Type	Percent	Amount	Cost of Capital	Weighted	Amount
20	Equity	60.00%	1,776,071	25.92%	15.55%	460,409
21	Debt	40.00%	1,184,047	4.14%	1.66%	49,055
22	Total	100.00%	2,960,119		17.21%	509,464
23						
24						
25	Operating Statistics		Before	After		
26			Income Tax	Income Tax		
27	Return on Investment		21.35%	17.21%		
28	Return on Equity		32.81%	25.92%		
29	Operating Ratio		90.30%	90.32%		

30	Profit Margin	9.70%	9.70%
31	Final turnover	2.21	2.21
32	Tax Rate	21.00%	21.00%
33			
34			
35	<u>Revenue Sensitive Taxes Charges</u>		
36		Rate	Taxes
37	B & O Tax	1.750%	8,019
38	WUTC Fee	0.510%	2,337
39	City Tax	0.000%	-
40	Bad Debts	0.164%	753
41	Revenue Sensitive	2.424%	11,109
42			
43	Conversion Factor	87.90%	

Public Co		LURITO - GALLAGHER FORMULA MODEL 2018 v5.2c				Public Co
Line No.	(a)	(b)	(c)	(d)	(e)	(f)
		Historical	Revenue Change	Proforma	Add: Revenue Sensitive Taxes	Revenue Requirement
				(b) + (c)		(d) + (e)
1	Operating Revenue	2,604,077	629,916	3,233,992	17,262	3,251,254
2	Operating Expenses	2,937,843		2,937,843	17,262	2,955,105
3	Operating Income	<u>(333,766)</u>		<u>296,150</u>		<u>\$296,150</u>
4						
5	Interest Expense	17,348		17,348		17,348
6	Income Tax Expense	-	58,548	58,548		58,548
7						
8	Net Income	<u>(351,115)</u>		<u>220,253</u>		<u>220,253</u>
9						
10	Operating Ratio	112.82%		90.84%		90.89%
11						
12	Revenue Requirement					
13		Historical Revenue	2,604,077		Revenue Increase before taxes	629,916
14		Rate Increase	647,178		Rev Sensitive Taxes	17,262
15		Revenue Requirement	<u>3,251,254</u>		Rate Increase	<u>647,178</u>
16			Percent Increase	24.85%		
17						
18	Capitl Structure Financing Investment			Financing Cost		
19	Type	Percent	Amount	Cost of Capital	Weighted	Amount
20	Equity	60.00%	628,110	35.07%	21.04%	220,253
21	Debt	40.00%	418,740	4.14%	1.66%	17,348
22	Total	100.00%	<u>1,046,851</u>		<u>22.70%</u>	<u>237,601</u>
23						
24						
25	Operating Statistics		Before	After		
26			Income Tax	Income Tax		
27	Return on Investment		28.29%	22.70%		
28	Return on Equity		44.39%	35.07%		
29	Operating Ratio		90.84%	90.89%		

30	Profit Margin	9.16%	9.16%
31	Final turnover	3.11	3.11
32	Tax Rate	21.00%	21.00%
33			
34			
35	<u>Revenue Sensitive Taxes Charges</u>		
36		Rate	Taxes
37	B & O Tax	1.750%	12,461
38	WUTC Fee	0.510%	3,631
39	City Tax	0.000%	-
40	Bad Debts	0.164%	1,170
41	Revenue Sensitive	2.424%	17,262
42			
43	Conversion Factor	88.47%	

25%

18%

17%

9%

14%


5%


2%

8%


1%

2%





(B)
immaterial



Pacific		Thurston County Pacific Tariff Regulated Price Out May 2023-April 2024			6.92												
Service Code	Service Code Description	Tariff Rate 2023.01	Tariff Rate 2023.09	Tariff Page	May 23 Revenue	Jun 23 Revenue	Jul 23 Revenue	Aug 23 Revenue	Sep 23 Revenue	Oct 23 Revenue	Nov 23 Revenue	Dec 23 Revenue	Jan 24 Revenue	Feb 24 Revenue	Mar 24 Revenue		
RESIDENTIAL SERVICES																	
Concatenate (Area &LOB & Service Code)																	
Count RESIDENTIAL GARBAGE																	
PacificADJ-RES	1 ADJ-RES	-	-	N/A	-	-	-	-	-	-	-	(1)	-	-	2	(82)	
PacificF2183-RES	1 F2183-RES	-	-	FSC	4,076	5,808	3,646	-	1,955	-	3,808	8,061	13,179	5,430	5,300	-	
PacificDISP-RES	1 DISP-RES	119.00	119.00	31	-	-	-	-	-	-	-	-	466	1,078	841	-	
PacificDRIVEN1-RES	1 DRIVEN1-RES	13.50	13.44	19-A	627	614	614	614	612	611	602	616	610	610	605	-	
PacificDRIVEN2-RES	1 DRIVEN2-RES	20.36	20.26	19-A	20	20	20	20	20	20	20	20	20	20	20	-	
PacificDRIVEN3-RES	1 DRIVEN3-RES	27.22	27.08	19-A	-	-	-	-	-	-	-	-	-	-	-	-	
PacificEXTRA-RES	1 EXTRA-RES	4.11	4.09	22-A	15,770	15,252	15,002	17,735	15,291	13,554	20,740	23,513	29,304	19,215	17,063	-	
PacificREDELREC-RES	1 REDELREC-RES	18.01	17.93	15-A	-	-	-	90	126	143	161	108	143	215	269	-	
PacificREDEL-RES	1 REDEL-RES	18.01	17.93	15-A	108	18	54	-	-	-	-	-	-	-	-	-	
PacificREINSTATE-RES	1 REINSTATE-RES	11.77	11.44	15-A	1,707	1,083	1,142	1,683	1,423	1,604	1,636	1,625	1,991	1,750	1,808	-	
PacificR020.OG1W001	1 R020.OG1W001	9.98	9.94	21-A	528	544	534	539	537	536	537	537	537	518	518	-	
PacificR032.OG1M001	1 R032.OG1M001	6.92	6.89	21-A	7	7	7	7	7	-	-	-	-	-	-	-	
PacificR032.OG1W001	1 R032.OG1W001	14.16	14.10	21-A	841	842	827	835	833	831	797	794	758	747	747	-	
PacificR032.OG1W001LL	1 R032.OG1W001LL	14.16	14.10	21-A	-	-	-	-	-	-	-	-	-	-	-	-	
PacificR032.OG1W002	1 R032.OG1W002	21.66	21.56	21-A	108	108	108	108	86	86	86	86	86	86	86	-	
PacificR032.OG1W002LL	1 R032.OG1W002LL	21.66	21.56	21-A	-	-	-	-	-	-	-	-	-	-	-	-	
PacificR032.OG1W003	1 R032.OG1W003	30.51	30.37	21-A	31	31	31	31	31	30	30	30	30	30	30	-	
PacificR032.OG1W004	1 R032.OG1W004	38.75	38.58	21-A	-	-	-	-	-	-	-	-	-	-	-	-	
PacificR020.OG1W001	1 S020.OG1W001	9.98	9.94	21-A	34,640	33,862	33,978	33,984	33,420	33,466	33,518	33,557	33,678	33,696	34,008	-	
PacificS035.OG1M001	1 S035.OG1M001	6.92	6.89	21-A	4,407	4,412	4,638	4,413	4,458	4,362	4,255	3,923	4,358	4,361	4,361	-	
PacificS035.OG1W001	1 S035.OG1W001	14.20	14.14	21-A	360,795	364,316	364,005	363,965	362,172	359,568	357,887	357,440	356,017	354,940	354,363	-	
PacificS065.OG1W001	1 S065.OG1W001	21.38	21.28	21-A	467,428	465,022	464,431	467,272	464,425	463,133	463,759	463,691	464,972	465,331	466,543	-	
PacificS065.OG1M001	1 S065.OG1M001	8.31	8.27	21-A	1,596	1,579	1,620	1,614	1,598	1,551	1,609	1,621	1,592	1,800	1,677	-	
PacificS065.OG1M001	1 S065.OG1M001	95 GL 1X WK 1	3,856	3,806	3,875	3,864	3,854	3,845	3,852	3,795	3,816	3,814	3,814	3,826	3,826	-	
PacificS095.OG1W001	1 S095.OG1W001	29.89	29.76	21-A	267,401	259,450	261,231	261,860	263,507	264,200	264,864	267,365	269,083	271,097	273,042	-	
PacificRTRNCART65-RES	1 RTRNCART65-RES	6.17	6.14	17-A	-	-	-	-	-	12	12	-	-	6	-	-	
PacificRTRNCART95-RES	1 RTRNCART95-RES	6.17	6.14	17-A	-	-	-	-	-	6	6	-	-	-	-	-	
PacificRTRNCART-RES	1 RTRNCART-RES	6.17	6.14	17-A	-	-	-	-	-	18	18	-	-	-	-	-	
PacificRTRTRIP-RES	1 RTRTRIP-RES	6.17	6.14	17-A	376	487	426	463	382	227	332	405	430	381	356	-	
PacificSP20-RES	1 SP20-RES	12.28	12.23	33-A	-	-	-	-	-	-	-	-	-	-	-	-	
PacificSP32-RES	1 SP32-RES	12.28	12.23	33-A	-	-	-	-	-	-	-	-	-	-	-	-	
PacificSP35-RES	1 SP35-RES	12.28	12.23	33-A	-	49	25	74	86	24	49	49	-	24	37	-	
PacificSP65-RES	1 SP65-RES	16.11	16.04	33-A	-	16	64	16	16	-	48	64	16	16	16	-	
PacificSP95-RES	1 SP95-RES	19.94	19.85	33-A	60	40	120	80	119	119	139	139	60	99	199	-	
PacificTIMERL-RES	1 TIMERL-RES	77.17	76.83	26-A	3,299	4,592	4,232	5,826	4,015	3,649	2,996	3,054	2,094	3,227	3,400	-	
PacificTIMESL-RES	1 TIMESL-RES	87.89	87.50	26-A	791	703	703	1,055	703	875	1,400	438	700	1,225	1,225	-	
PacificW1-RES	1 W1-RES	4.08	4.06	19-A	326	316	312	305	310	315	319	311	307	309	303	-	
PacificW2-RES	1 W2-RES	7.52	7.48	19-A	66	65	74	76	85	87	100	97	97	97	90	-	
PacificW3-RES	1 W3-RES	10.96	10.90	19-A	5	5	5	5	5	5	5	5	5	12	28	-	
PacificW4-RES	1 W4-RES	14.40	14.32	19-A	57	61	92	89	90	97	93	93	93	90	90	-	
PacificW5-RES	1 W5-RES	17.84	17.74	19-A	-	-	-	-	-	-	-	-	-	-	-	-	
PacificW8-RES	1 W8-RES	28.16	28.00	19-A	-	-	-	-	-	-	-	-	-	-	-	-	
PacificW9-RES	1 W9-RES	31.60	31.42	19-A	31	4	4	32	32	31	31	31	31	31	31	-	
0	TOTAL RESIDENTIAL GARBAGE				\$ 1,168,958.42	\$ 1,163,207.95	\$ 1,162,082.51	\$ 1,170,192.38	\$ 1,158,638.21	\$ 1,156,627.43	\$ 1,167,391.29	\$ 1,177,907.82	\$ 1,176,026.94	\$ 1,169,470.10	\$ 1,165,501.19		
RESIDENTIAL RECYCLING																	
PacificRECROGADJ-RES	1 RECROGADJ-RES	7.35	7.32	21-A	447,324	446,593	446,835	447,461	445,575	444,067	443,199	443,520	443,841	443,888	444,923	-	
PacificRECINONLYR	1 RECINONLYR	8.46	8.42	21-A	1,108	1,044	1,078	1,048	1,039	1,018	998	1,017	1,001	1,047	1,027	-	
PacificSPREC-RES	1 SPREC-RES	12.28	12.23	33-A	37	86	61	12	86	37	75	37	24	24	12	-	
PacificRTRNTRIPREC-RES	1 RTRNTRIPREC-RES	6.77	6.74	17-A	176	162	108	156	122	47	40	115	115	88	115	-	
0	TOTAL RESIDENTIAL RECYCLING				\$ 448,644.28	\$ 447,886.24	\$ 448,082.33	\$ 448,676.71	\$ 446,821.74	\$ 445,169.15	\$ 444,274.75	\$ 444,725.50	\$ 444,956.72	\$ 445,047.80	\$ 446,076.88		
RESIDENTIAL YARD WASTE																	
PacificGWRES	1 GWRES	8.45	8.41	23-A	216,479	217,496	217,989	218,963	217,565	216,487	215,462	213,931	213,016	212,498	213,485	-	
PacificEXTRAGW-RES	1 EXTRAGW-RES	2.50	2.49	23-A	693	508	360	308	400	411	1,365	331	573	192	251	-	
PacificREDELGW-RES	1 REDELGW-RES	18.01	17.93	15-A	198	54	-	-	-	36	36	-	18	143	143	-	
PacificRTRNTRIPGW-RES	1 RTRNTRIPGW-RES	6.40	6.37	17-A	45	45	26	26	26	19	38	6	13	6	-	-	
PacificSPGW-RES	1 SPGW-RES	11.76	11.72	23-A	12	12	-	-	12	12	82	12	-	-	-	-	
0	TOTAL RESIDENTIAL YARD WASTE				\$ 217,425.99	\$ 218,114.39	\$ 218,374.61	\$ 219,296.53	\$ 218,001.89	\$ 216,964.04	\$ 216,982.52	\$ 216,280.14	\$ 215,618.93	\$ 212,839.25	\$ 213,879.64		
COMMERCIAL SERVICES																	
1 COMMERCIAL GARBAGE																	
PacificACCESS-COMM	1 ACCESS-COMM	12.86	12.86	34-A	2.97	7,124	7,059	7,038	7,009	7,072	7,092	7,120	7,112	7,114	7,092	7,032	
PacificADJ-COMM	1 ADJ-COMM	-	-	FSC	-	3,031	1,401	1,372	22	-	3,255	3,249	3,967	3,943	41	-	
PacificF2183-COMM	1 F2183-COMM	-	-	N/A	-	-	-	-	-	-	-	-	-	-	-	(82)	
PacificADJ-1.5YD-TMP	1 ADJ-1.5YD-TMP	24.52	24.41	33-A	0.11	-	-	-	-	-	98	-	-	-	-	-	
PacificCLEAN1.5-COMM	1 CLEAN1.5-COMM	32.15	32.01	30-A	0.14	-	-	-	-	-	-	-	-	-	-	-	
PacificCLEAN1-COMM	1 CLEAN1-COMM	32.15	32.01	30-A	0.14	-	-	-	-	-	-	-	-	-	-	-	
PacificCLEAN2-COMM	1 CLEAN2-COMM	32.15	32.01	30-A	0.14	-	-	-	-	-	-	-	-	-	-	-	
PacificCLEAN3-COMM	1 CLEAN3-COMM	32.15	32.01	30-A	0.14	-	-	-	-	-	-	-	-	-	-	-	
PacificCLEAN4-COMM	1 CLEAN4-COMM	32.15	32.01	30-A	0.14	-	-	-	-	-	-	-	-	-	-	-	
PacificCLEAN5-COMM	1 CLEAN5-COMM	40.20	40.00	30-A	-	-	-	-	-	-	-	-	-	-	-	-	
PacificCLEAN6-COMM	1 CLEAN6-COMM	48.24	48.00	30-A	0.24	-	-	-	-	-	-	-	-	-	-	-	
PacificDEL1.5YD-TMP-COMM	1 DEL1.5YD-TMP-COMM	33.98	33.83	32-A	0.15	34	-	-	-	34	-	-	-	68	304	-	
PacificDEL1-TMP-COMM	1 DEL1-TMP-COMM	33.98	33.83	32-A	0.15	34	-	-	-	34	-	-	-	-	-	-	
PacificDEL2-TMP-COMM	1 DEL2-TMP-COMM	33.98	33.83	32-A	0.15	306	510	272	408	917	407	203	304	237	422	304	
PacificDEL3-TMP-COMM	1 DEL3-TMP-COMM	33.98	33.83	32-A	0.15	-	-	34	102	238	-	-	-	-	-	-	
PacificDEL4-TMP-COMM	1 DEL4-TMP-COMM	33.98	33.83	32-A	0.15	-	-	34	-	34	-	-	-	-	-	-	

	MSW	Recycle	Yard	LG	Rounding	Total	Price Out Rev	LG PI	Difference
	2.65%	0.74%	3.39%	\$	774,529	728,479	46,050		
	6.77%	0.17%	6.93%	\$	413,869	413,869	(0)		
	24.85%	0.27%	25.12%	\$	647,178	647,178	0		

Typically rates will go up in a test period (for like a dump fee filing). This is a unique situation in that these rates at the beginning of the test period included rates for COVID recovery that expired in the test period. Due to this there is a slightly higher rounding amount to obtain the Company's Revenue requirement which results in a slightly higher variance in the PI amounts between the LG and the Price Out.

Service Code Description	New Rate	Rev Increase	Yard Annual Rev
RESIDENTIAL SERVICES			0.033936005
RESIDENTIAL GARBAGE			
ADJUSTMENT SERVICE - RES	0	-	(81)
Fuel Surcharge			0
DISPOSAL FEE -RES	119.00	-	3,322
DRIVE IN 1 - RES	13.90	238	7,576
DRIVE IN 2 - RES	20.95	8	251
DRIVE IN 3 - RES	28.00	-	-
EXTRA CAN, BAG, BOX - RES	4.23	7,179	228,183
REDELIVER RECYCLING	18.54	1	19
REDELIVER FEE - RES	18.54	54	1,688
REINSTATE FEE - RES	11.83	484	19,547
20 GL 1X WK 1	10.28	208	6,589
32 GL 1X MO 1	7.12	1	28
32 GL 1X WK 1	14.58	311	9,918
32 GL 1X WK LL 1	14.58	-	-
32 GL 1X WK 2	22.29	36	1,159
32 GL 1X WK LL 2	22.29	-	-
32 GL 1X WK 3	31.40	12	377
32 GL 1X WK 4	39.89	-	-
20 GL 1X WK 1	10.28	13,217	419,364
35 GL 1X MO 1	7.12	1,692	53,919
35 GL 1X WK 1	14.62	139,948	4,450,899
65 GL 1X WK 1	22.00	180,493	5,764,756
65 GL 1X MO 1	8.55	632	20,187
95 GL 1X MO 1	10.80	1,486	47,515
95 GL 1X WK 1	30.77	103,794	3,301,453
RETURN TRIP 65 GL - RES	6.35	1	32
RETURN TRIP 95 GL - RES	6.35	0	13
RETURN TRIP FEE CART - RE	6.35	1	19
RETURN TRIP FEE - RES	6.35	146	4,693
SPECIAL PICK UP 20 GL - RES	12.65	-	-
SPECIAL PICK UP 32 GL - RES	12.65	-	-
SPECIAL PICKUP 35 GL - RES	12.65	15	481
SPECIAL PICK UP 65 GL - R	16.58	9	299
SPECIAL PICK UP 95 GL - R	20.52	44	1,376
TIME REAR LOAD	79.44	1,420	45,684
TIME SIDE LOAD	90.47	402	12,942
WALK IN 6'25" - RES	4.20	121	3,878
WALK IN 26'50" - RES	7.73	33	1,065
WALK IN 51'75" - RES	11.27	4	114
WALK IN 76'100" - RES	14.81	33	1,064
WALK IN 101'125" - RES	18.34	-	-
WALK IN 176'200" - RES	28.95	-	-
WALK IN 201'225" - RES	32.49	10	328
TOTAL RESIDENTIAL GARBAGE	452,034	14,408,656	
RESIDENTIAL RECYCLING			
RECYCLING PROGRAM ADJUSTM	7.83	362,748	5,706,449
RECYCLE SERVICE ONLY	9.00	843	13,318
SPECIAL PICK UP RECYCLE - RES	13.08	35	550
RETURN TRIP FEE CART - RE	7.21	92	1,464
TOTAL RESIDENTIAL RECYCLING	363,718	5,721,780	
RESIDENTIAL YARD WASTE			
GREENWASTE SERVICE - RES	10.52	645,375	3,234,639
EXTRA GREENWASTE FEE - RE	3.12	1,434	7,180
REDELIVER GREEN WASTE	22.43	256	1,279
RETURN TRIP FEE CART - RE	7.97	71	359
SPECIAL GREEN WASTE	14.66	41	205
TOTAL RESIDENTIAL YARD WASTE	647,178	3,243,662	
COMMERCIAL SERVICES			
COMMERCIAL GARBAGE			
ACCESS FEE - COMM	13.30	2,884	87,861
Fuel Surcharge			-
ADJUSTMENT SERVICE - COMM			
1.5 YD TEMP	25.24	3	101
CLEANING FEE 1.5 YD - COM	33.10	-	-
CLEANING FEE 1 YD - COMM	33.10	-	-
CLEANING FEE 2 YD - COMM	33.10	-	-
CLEANING FEE 3 YD - COMM	33.10	-	-
CLEANING FEE 4 YD - COMM	33.10	-	-
CLEANING FEE 5 YD - COMM	41.36	-	-
CLEANING FEE 6 YD - COMM	49.63	-	-
DELIVERY FEE 1.5 YD TEMP	34.98	26	805
DELIVERY FEE 1 YD TEMP -	34.98	5	175
DELIVERY FEE 2 YD TEMP -	34.98	157	4,988
DELIVERY FEE 3 YD TEMP -	34.98	12	386
DELIVERY FEE 4 YD TEMP -	34.98	3	105

Pacific		Thurston County Pacific Tariff Regulated Price Out May 2023-April 2024			6.92											
Service Code	Service Code Description	Tariff Rate	Tariff Rate	Tariff Page	May-23	Jun-23	Jul-23	Aug-23	Sep-23	Oct-23	Nov-23	Dec-23	Jan-24	Feb-24	Mar-24	
		2023.01	2023.09		Revenue	Revenue	Revenue	Revenue	Revenue	Revenue	Revenue	Revenue	Revenue	Revenue	Revenue	Revenue
PacificDELTEMP-COMM	1 DELTEMP-COMM	33.98	33.83	32-A	0.15	-	-	-	68	-	-	-	34	-	-	
PacificDELETEMP-COMM	1 DELETEMP-COMM	33.98	33.83	32-A	0.15	-	68	34	34	(338)	-	-	-	-	-	
PacificDISP-COMM	1 DISP-COMM	119.00	119.00	31	-	1,039	1,899	1,041	1,359	1,088	922	691	854	33	23	
PacificDISP-ROW-COMM	1 DISP-ROW-COMM	37.00	37.00	31	-	-	-	-	-	-	-	-	-	-	-	
PacificDISTRIBUTED 1 CAN-COMM	1 DISTRIBUTED 1 CAN-COMM	14.45	14.39	33-A	0.06	-	-	-	-	-	-	-	-	-	-	
PacificDISTRIBUTED 4 CANS-COMM	1 DISTRIBUTED 4 CANS-COMM	45.90	45.72	33-A	0.18	184	184	184	184	184	183	182	183	183	183	
PacificDISTRIBUTED CANS SA-COMM	1 DISTRIBUTED CANS SA-COMM	11.47	11.43	33-A	0.04	92	92	92	92	92	91	91	91	91	91	
PacificDRIVEIN-COMM	1 DRIVEIN-COMM	6.71	6.67	19-A	0.04	114	114	114	114	113	113	113	110	101	107	
PacificDRIVEIN1000-COMM	1 DRIVEIN1000-COMM	10.13	10.09	19-A	0.04	-	-	-	-	3	10	10	10	10	-	
PacificEP1.5-COMM	1 EP1.5-COMM	27.41	27.29	32-A	0.12	55	27	55	27	55	-	-	-	-	27	
PacificEP1-COMM	1 EP1-COMM	21.13	21.04	32-A	0.09	21	21	106	63	42	21	42	-	126	42	
PacificEP2-COMM	1 EP2-COMM	89.17	89.17	32-A	-	-	89	-	-	-	-	-	-	-	-	
PacificEP2-COMM	1 EP2-COMM	33.98	33.83	32-A	0.15	34	68	170	340	306	237	135	135	135	101	
PacificEP3-COMM	1 EP3-COMM	119.56	119.56	34-A	-	120	-	-	-	-	120	-	-	-	-	
PacificEP3-COMM	1 EP3-COMM	49.74	49.52	32-A	0.22	-	-	99	50	50	149	50	50	-	99	
PacificEP4-COMM	1 EP4-COMM	148.35	148.35	34-A	-	-	-	-	-	-	-	593	-	-	148	
PacificEP4-COMM	1 EP4-COMM	61.01	60.74	32-A	0.27	183	-	244	671	-	121	243	61	-	182	
PacificEP5-COMM	1 EP5-COMM	71.75	71.43	32-A	0.32	72	144	215	287	215	71	71	143	71	214	
PacificEP6-COMM	1 EP6-COMM	82.41	82.04	32-A	0.37	165	330	577	907	665	82	574	656	164	82	
PacificEXTRA-COMM	1 EXTRA-COMM	2.65	2.64	33-A	0.01	996	716	774	1,055	766	779	779	1,051	914	752	
PacificEXTRAYDG-COMM	1 EXTRAYDG-COMM	19.10	19.01	32-A	0.09	7,134	4,374	4,202	5,424	5,081	4,533	3,802	6,112	3,469	5,885	
PacificFL001.0Y1W001	1 FL001.0Y1W001	86.08	85.71	32-A	-	14,956	14,913	14,913	14,892	14,935	14,892	14,744	14,656	14,549	14,464	
PacificFL001.0Y2W001	1 FL001.0Y2W001	157.57	156.89	32-A	-	-	-	-	-	-	-	157	157	157	157	
PacificFL001.0Y3W001	1 FL001.0Y3W001	229.05	228.08	32-A	-	-	-	-	-	-	-	-	-	-	-	
PacificFL001.0Y4W001	1 FL001.0Y4W001	300.54	299.26	32-A	-	-	-	-	-	-	-	-	-	-	-	
PacificFL001.0Y5W001	1 FL001.0Y5W001	372.03	370.45	32-A	-	-	-	-	-	266	387	168	-	-	-	
PacificFL001.0Y6W001	1 FL001.0Y6W001	50.42	50.19	32-A	-	-	-	-	-	-	-	-	-	-	-	
PacificFL001.5Y1W001	1 FL001.5Y1W001	110.67	110.17	32-A	-	13,745	13,834	13,557	13,585	13,419	13,331	13,251	13,331	13,331	13,275	
PacificFL001.5Y2W001	1 FL001.5Y2W001	203.68	202.74	32-A	0.94	7,740	7,536	7,265	7,129	7,096	7,189	7,096	7,096	7,096	7,096	
PacificFL001.5Y3W001	1 FL001.5Y3W001	296.69	295.32	32-A	1.37	3,857	3,857	3,857	3,857	3,857	3,857	3,857	3,857	3,857	3,857	
PacificFL001.5Y4W001	1 FL001.5Y4W001	389.68	387.89	32-A	-	-	-	-	-	-	-	-	-	-	-	
PacificFL001.5Y5W001	1 FL001.5Y5W001	482.70	480.47	32-A	-	-	-	-	-	-	-	-	-	-	-	
PacificFL001.5Y6W001	1 FL001.5Y6W001	64.27	63.98	32-A	1,930.53	-	-	-	-	-	-	-	-	-	-	
PacificFL002.0Y1W001	1 FL002.0Y1W001	144.17	143.53	32-A	0.64	23,175	22,894	22,202	22,209	22,454	22,162	21,763	21,745	21,896	21,824	
PacificFL002.0Y1W001CMP	1 FL002.0Y1W001CMP	386.11	386.11	34-A	-	386	386	386	386	386	386	386	386	386	386	
PacificFL002.0Y2W001CMP	1 FL002.0Y2W001CMP	772.21	772.21	34-A	-	-	-	-	-	-	-	-	-	-	-	
PacificFL002.0Y2W001	1 FL002.0Y2W001	262.07	260.91	32-A	1.16	12,317	12,434	14,414	14,414	14,414	13,945	12,468	12,524	12,350	12,263	
PacificFL002.0Y3W001	1 FL002.0Y3W001	379.98	378.30	32-A	1.68	5,700	5,700	5,700	5,700	5,700	6,259	6,409	6,431	6,431	6,431	
PacificFL002.0Y4W001CMP	1 FL002.0Y4W001CMP	1,158.23	1,158.23	34-A	-	-	-	-	-	-	-	-	-	-	-	
PacificFL002.0Y4W001	1 FL002.0Y4W001	497.88	495.69	32-A	2.19	-	-	-	-	-	-	-	-	-	-	
PacificFL002.0Y4W001CMP	1 FL002.0Y4W001CMP	1,544.42	1,544.42	34-A	-	-	-	-	-	-	-	-	-	-	-	
PacificFL002.0Y5W001	1 FL002.0Y5W001	615.79	613.07	32-A	6.16	616	616	616	616	616	613	613	613	613	613	
PacificFL002.0Y5W001CMP	1 FL002.0Y5W001CMP	1,930.53	1,930.53	34-A	-	-	-	-	-	-	-	-	-	-	-	
PacificFL003.0Y1W001	1 FL003.0Y1W001	192.56	191.70	32-A	0.86	37,231	37,645	37,058	37,154	37,260	37,058	36,504	37,133	37,996	38,337	
PacificFL003.0Y2W001	1 FL003.0Y2W001	355.98	354.38	32-A	1.60	18,249	17,799	17,799	18,827	19,777	19,414	19,500	19,452	19,294	19,269	
PacificFL003.0Y3W001CMP	1 FL003.0Y3W001CMP	1,035.39	1,035.39	34-A	537.69	-	-	-	-	-	-	-	-	-	-	
PacificFL003.0Y3W001	1 FL003.0Y3W001	519.39	517.05	32-A	2.34	13,504	13,224	8,830	8,949	9,429	9,824	8,909	9,349	9,307	9,307	
PacificFL003.0Y4W001	1 FL003.0Y4W001	682.81	679.73	32-A	3.08	683	683	683	683	683	680	677	680	680	680	
PacificFL003.0Y5W001	1 FL003.0Y5W001	846.22	842.41	32-A	3.81	1,692	1,692	1,692	1,692	1,692	1,685	1,677	1,685	1,685	1,685	
PacificFL003.0Y1W001CMP	1 FL003.0Y1W001CMP	517.69	517.69	34-A	-	2,071	2,071	2,071	2,071	2,071	2,071	2,071	2,071	2,071	2,071	
PacificFL004.0Y1W001	1 FL004.0Y1W001	249.13	248.03	32-A	1.10	31,490	31,702	32,387	31,938	30,581	29,844	30,041	29,665	29,615	29,764	
PacificFL004.0Y1W001CMP	1 FL004.0Y1W001CMP	642.36	642.36	34-A	-	1,927	1,927	1,927	1,927	1,927	1,927	1,927	1,927	1,927	1,927	
PacificFL004.0Y2W001CMP	1 FL004.0Y2W001CMP	1,284.71	1,284.71	34-A	642.36	2,569	2,569	2,569	2,569	2,569	2,569	2,569	2,569	2,569	2,569	
PacificFL004.0Y3W001CMP	1 FL004.0Y3W001CMP	1,927.07	1,927.07	34-A	-	3,854	3,854	3,854	3,854	3,854	3,854	3,854	3,854	3,854	3,854	
PacificFL004.0Y2W001	1 FL004.0Y2W001	456.19	454.18	32-A	2.01	28,284	28,132	29,367	28,284	28,639	28,437	27,132	28,008	28,411	28,159	
PacificFL004.0Y3W001	1 FL004.0Y3W001	663.25	660.33	32-A	2.92	8,480	8,622	8,622	9,286	9,959	10,521	10,565	10,565	10,225	9,905	
PacificFL004.0Y4W001	1 FL004.0Y4W001	870.31	866.49	32-A	3.82	1,741	2,611	2,611	2,611	2,611	2,599	2,588	2,599	2,599	2,599	
PacificFL004.0Y5W001	1 FL004.0Y5W001	1,077.37	1,072.64	32-A	4.73	3,232	3,232	3,232	3,232	3,232	2,145	2,145	2,145	2,145	2,145	
PacificFL005.0Y1W001	1 FL005.0Y1W001	300.79	299.44	32-A	20.65	18,047	18,529	19,251	19,190	18,499	18,282	17,908	16,993	17,427	17,592	
PacificFL005.0Y2W001	1 FL005.0Y2W001	550.24	547.76	32-A	14,979.47	14,994	14,856	9,354	13,756	14,306	14,424	14,177	14,242	13,937	13,694	
PacificFL005.0Y3W001	1 FL005.0Y3W001	799.69	796.09	32-A	3.60	5,426	5,598	5,598	4,912	4,798	4,103	3,959	3,980	3,980	3,980	
PacificFL005.0Y4W001	1 FL005.0Y4W001	1,049.15	1,044.41	32-A	4.74	2,040	2,098	2,098	2,098	2,098	2,084	2,089	2,089	2,089	2,089	
PacificFL005.0Y5W001	1 FL005.0Y5W001	1,288.60	1,292.74	32-A	5.86	-	-	-	-	-	-	-	-	-	-	
PacificFL006.0Y1W001	1 FL006.0Y1W001	339.61	338.08	32-A	1.53	54,685	66,750	66,394	67,430	67,039	67,126	66,087	67,176	67,109	66,162	
PacificFL006.0Y2W001	1 FL006.0Y2W001	626.25	623.42	32-A	2.83	68,783	68,679	69,462	69,166	68,919	69,574	68,576	69,849	69,685	69,685	
PacificFL006.0Y3W001	1 FL006.0Y3W001	912.90	908.77	32-A	4.13	49,081	49,297	48,524	48,384	50,912	50,961	51,182	50,891	50,891	50,891	
PacificFL006.0Y4W001	1 FL006.0Y4W001	1,199.54	1,194.12	32-A	5.42	7,131	6,664	5,998	5,998	5,971	5,944	5,971	5,971	5,971	5,971	
PacificFL006.0Y5W001	1 FL006.0Y5W001	1,486.19	1,479.47	32-A	6.72	2,972	3,648	4,459	4,459	4,459	4,438	4,438	4,438	4,438	4,438	
PacificFL006.0YX001TEMPC	1 FL006.0YX001TEMPC	17.87	17.79	32-A</												

Based on Old rates - Based on Old rates - Based on Old rates - 2022.03 Rate Case

Service Code Description	Apr-24	Total	May-23	Jun-23	Jul-23	Aug-23	Sep-23	Oct-23	Nov-23	Dec-23	Jan-24	Feb-24	Mar-24	Apr-24	Average	category	Container Count			Current Rate
	Revenue	Revenue	Customers	Customers	Customers	Customers	Customers	Customers	Customers	Customers	Customers	Customers	Customers	Customers	Customers	Cart Total	Container Total	Dropbox Total		
DELIVERY FEE 5 YD TEMP -	-	102	-	-	-	-	2	-	-	-	-	-	-	-	0				33.83	
DELIVERY FEE 6 YD TEMP -	34	(169)	-	2	1	-	1	(10)	-	-	-	-	-	-	1	(0)			33.83	
DISPOSAL FEE - COMM	18	9,003	9	16	9	11	9	8	6	7	0	0	0	0	6					
DISPOSAL FEE GREENWASTE -	-	-	-	-	-	-	-	-	-	-	-	-	-	-	-					
DISTRIBUTED 1 CAN - COMM	-	-	-	-	-	-	-	-	-	-	-	-	-	-	-				14.30	
DISTRIBUTED 4 CANS - COMM	183	2,197	4	4	4	4	4	4	4	4	4	4	4	4	4				45.72	
DISTRIBUTED CANS 5+ - COMM	91	1,099	8	8	8	8	8	8	8	8	8	8	8	8	8				11.43	
DRIVE IN SERVICE - COMM	107	1,325	17	17	17	17	17	17	17	16	15	16	16	17	16				6.67	
DRIVE IN SERVICE 1000 - COMM	-	43	-	-	-	-	0	1	1	1	1	-	-	-	-				10.09	
EXTRA PICK UP 1.5 YD - CO	27	274	2	1	2	1	2	-	-	-	-	-	1	1	1				27.29	
EXTRA PICK UP 1 YD - COMM	21	507	1	1	5	3	2	1	2	-	6	2	-	-	1	2			21.04	
EXTRA PICK UP 2 YD COMP -	-	89	-	1	-	-	-	-	-	-	-	-	-	-	-				89.17	
EXTRA PICK UP 2 YD - COMM	101	1,797	1	2	5	10	9	7	4	4	4	3	-	3	4				33.83	
EXTRA PICK UP 3 YD COMP -	-	239	1	-	-	-	-	-	-	-	-	-	-	-	0				119.56	
EXTRA PICK UP 3 YD - COMM	198	744	-	-	2	1	1	3	1	1	-	-	2	4	1				49.52	
EXTRA PICK UP 4 YD COMP -	-	742	-	-	-	-	-	-	4	-	-	-	1	-	0				148.35	
EXTRA PICK UP 4 YD - COMM	121	1,888	3	-	4	11	-	2	4	1	-	1	3	2	3				60.74	
EXTRA PICK UP 5 YD - COMM	214	1,861	1	2	3	4	3	1	1	2	1	3	2	3	2				71.43	
EXTRA PICK UP 6 YD - COMM	-	4,112	2	4	7	11	2	1	7	8	2	1	5	-	4				82.04	
EXTRA CAN, BAG, BOX - COMM	858	10,404	376	270	292	398	346	301	351	298	295	398	285	329	328		89.6127		2.64	
EXTRA YARDAGE - COMM	6,444	62,229	374	229	284	267	238	200	200	322	183	308	305	335	272				19.01	
1 YD 3X WK 1	14,442	176,950	174	173	173	173	174	174	172	171	170	170	169	169	172		172		85.71	
1 YD 2X WK 1	157	784	-	-	-	-	-	-	-	1	1	1	1	1	0		0		156.89	
1 YD 3X WK 1	-	-	-	-	-	-	-	-	-	-	-	-	-	-	-				228.08	
1 YD 4X WK 1	-	-	-	-	-	-	-	-	-	-	-	-	-	-	-				299.26	
1 YD 5X WK 1	-	821	-	-	-	-	-	1	1	0	-	-	-	-	0		0		370.45	
1 YD EOW 1	-	-	-	-	-	-	-	-	-	-	-	-	-	-	-				50.19	
1.5 YD 1X WK 1	12,890	160,575	124	125	122	123	122	121	120	121	121	121	118	117	121		121		110.17	
1.5 YD 2X WK 1	7,546	87,013	38	35	36	35	35	35	35	35	35	35	35	37	36				202.74	
1.5 YD 3X WK 1	3,839	46,143	13	13	13	13	13	13	13	13	13	13	13	13	13				295.32	
1.5 YD 4X WK 1	-	-	-	-	-	-	-	-	-	-	-	-	-	-	-				387.89	
1.5 YD 5X WK 1	-	-	-	-	-	-	-	-	-	-	-	-	-	-	-				480.47	
1.5 YD EOW 1	-	-	-	-	-	-	-	-	-	-	-	-	-	-	-				63.98	
2 YD 1X WK 1	21,042	264,705	161	159	154	154	156	154	152	152	153	152	149	147	153		153		143.53	
2 YD 1X WK COMP 1	386	4,633	1	1	1	1	1	1	1	1	1	1	1	1	1				386.11	
2 YD 2X WK COMP 1	-	-	-	-	-	-	-	-	-	-	-	-	-	-	-				772.21	
2 YD 2X WK 1	12,524	156,444	47	47	55	55	55	53	48	48	47	47	47	48	50		50		260.91	
2 YD 3X WK 1	8,032	74,923	15	15	15	15	15	17	17	17	17	17	17	21	16		16		378.30	
2 YD 4X WK COMP 1	-	-	-	-	-	-	-	-	-	-	-	-	-	-	-				1,158.32	
2 YD 4X WK 1	-	-	-	-	-	-	-	-	-	-	-	-	-	-	-				495.69	
2 YD 4X WK COMP 1	-	-	-	-	-	-	-	-	-	-	-	-	-	-	-				1,544.42	
2 YD 5X WK 1	613	7,370	1	1	1	1	1	1	1	1	1	1	1	1	1		1		613.07	
2 YD 5X WK COMP 1	-	-	-	-	-	-	-	-	-	-	-	-	-	-	-				1,930.53	
3 YD 1X WK 1	38,600	450,408	193	195	192	193	194	193	190	194	198	201	200	201	196		196		191.70	
3 YD 2X WK 1	18,861	227,397	51	50	50	53	56	55	55	54	54	54	54	53	53		53		304.38	
3 YD 3X WK COMP 1	-	-	-	-	-	-	-	-	-	-	-	-	-	-	-				1,035.39	
3 YD 3X WK 1	9,705	119,472	26	25	17	18	18	19	18	18	17	18	18	19	19		19		517.05	
3 YD 3X WK 1	680	8,169	1	1	1	1	1	1	1	1	1	1	1	1	1		1		679.73	
3 YD 5X WK 1	1,685	20,248	2	2	2	2	2	2	2	2	2	2	2	2	2		2		842.41	
3 YD 1X WK COMP 1	2,071	24,849	4	4	4	4	4	4	4	4	4	4	4	4	4		4		517.69	
4 YD 1X WK 1	29,900	366,490	126	127	130	128	123	120	120	119	120	119	120	119	121		123		248.03	
4 YD 2X WK COMP 1	1,927	21,358	3	3	3	3	3	3	3	3	3	3	3	3	3		3		642.36	
4 YD 2X WK 1	2,569	30,833	2	2	2	2	2	2	2	2	2	2	2	2	2		2		1,284.71	
4 YD 3X WK COMP 1	3,854	46,250	2	2	2	2	2	2	2	2	2	2	2	2	2		2		1,927.07	
4 YD 2X WK 1	29,068	340,237	62	62	64	62	63	63	60	62	62	63	62	64	62		62		454.18	
4 YD 3X WK 1	9,499	114,772	13	13	13	13	14	15	16	16	16	15	15	14	14		14		660.33	
4 YD 4X WK 1	2,599	30,369	2	3	3	3	3	3	3	3	3	3	3	3	3		3		866.49	
4 YD 5X WK 1	2,145	31,168	3	3	3	3	3	3	2	2	2	2	2	2	2		2		1,072.64	
5 YD 1X WK 1	17,667	217,097	60	62	64	62	61	60	57	59	58	59	59	60	60		60		299.44	
5 YD 2X WK 1	13,694	164,787	27	27	25	26	26	26	26	26	25	25	25	25	25		25		547.76	
5 YD 3X WK 1	4,470	54,787	7	7	6	6	5	5	5	5	5	5	5	6	6		6		796.09	
5 YD 4X WK 1	2,089	25,050	2	2	2	2	2	2	2	2	2	2	2	2	2		2		1,044.41	
5 YD 5X WK 1	-	-	-	-	-	-	-	-	-	-	-	-	-	-	-				1,292.74	
6 YD 1X WK 1	66,940	788,908	161	197	195	199	198	199	195	199	199	199	196	195	198		194		338.08	
6 YD 2X WK 1	69,200	835,974	110	110	111	110	118	111	112	112	112	112	112	112	112		112		623.42	
6 YD 3X WK 1	50,891	602,796	54	54	53	53	56	56	56	56	56	56	56	55	55		55		908.77	
6 YD 4X WK 1	5,971	73,555	6	5	5	5	5	5	5	5	5	5	5	5	5		5		1,194.12	
6 YD 5X WK 1	4,438	51,045	2	3	3	3	3	3	3	3	3	3	3	3	3		3		1,479.47	
1 YD TEMP	-	18	-	-	-	-	-	-	-	-	-	-	-	-	-				17.79	
2 YD TEMP	-	779	-	14	-	-	13	(10)	-	2	-	-	-	-	-				21.06	
3 YD TEMP	-	847	-	-	-	7	8	(3)	2	1	2	-	-	1	-				46.90	
4 YD TEMP 1	58	527	-	5	-	1	-	2	-	-	-	-	-	1	1		1		58.28	
5 YD TEMP 1	415	553	-	-	-	-	-	2	-	-	-	-	-	6	1		1		69.09	
6 YD TEMP 1	160	1,682	-	4	2	9	3	1	-	-	-	-	-	2	2		2			

Service Code Description	New Rate	Rev Increase	Yard Annual Rev	Rounding			Total		Price Out Rev		LG PI	Difference
				MSW	Recycle	Yard						
				2.65%	0.74%	3.39%	\$	774,529	728,479	46,050		
				6.77%	0.17%	6.93%	\$	413,869	413,869	(0)		
				24.85%	0.27%	25.12%	\$	647,178	647,178	0		
DELIVERY FEE 5 YD TEMP -	34.98	3	105									
DELIVERY FEE 6 YD TEMP -	34.98	(6)	(175)									
DISPOSAL FEE - COMM			9,003									
DISPOSAL FEE GREENWASTE -			-									
DISTRIBUTED 1 CAN - COMM	14.88	-	-									
DISTRIBUTED 4 CANS - COMM	47.27	72	2,269									
DISTRIBUTED CANS 5+ - COMM	11.82	36	1,135									
DRIVE IN SERVICE - COMM	6.90	42	1,367									
DRIVE IN SERVICE 1000 - COMM	10.43	1	44									
EXTRA PICK UP 1.5 YD - CD	28.22	9	282									
EXTRA PICK UP 1 YD - COMM	21.75	16	523									
EXTRA PICK UP 2 YD COMP -	92.20	3	92									
EXTRA PICK UP 2 YD - COMM	34.98	58	1,855									
EXTRA PICK UP 3 YD COMP -	123.62	8	247									
EXTRA PICK UP 3 YD - COMM	51.20	25	768									
EXTRA PICK UP 4 YD COMP -	153.38	25	767									
EXTRA PICK UP 4 YD - COMM	62.80	59	1,947									
EXTRA PICK UP 5 YD - COMM	73.85	60	1,921									
EXTRA PICK UP 6 YD - COMM	84.82	130	4,242									
EXTRA CAN, BAG, BOX - COMM	2.73	339	10,743									
EXTRA YARDAGE - COMM	19.66	2,009	64,238									
1 YD 1X WK 1	88.62	5,740	182,690									
1 YD 2X WK 1	162.21	-	811									
1 YD 3X WK 1	235.82	-	-									
1 YD 4X WK 1	309.42	-	-									
1 YD 5X WK 1	383.02	28	849									
1 YD EOW 1	51.89	-	-									
1.5 YD 1X WK 1	113.91	5,194	165,768									
1.5 YD 2X WK 1	209.62	2,811	89,824									
1.5 YD 3X WK 1	305.34	1,492	47,635									
1.5 YD 4X WK 1	401.05	-	-									
1.5 YD 5X WK 1	496.78	-	-									
1.5 YD EOW 1	66.15	-	-									
2 YD 1X WK 1	148.40	8,568	273,273									
2 YD 1X WK COMP 1	399.21	157	4,791									
2 YD 2X WK COMP 1	798.42	-	-									
2 YD 2X WK 1	269.76	5,064	161,508									
2 YD 2X WK 1	391.14	2,438	77,361									
2 YD 3X WK COMP 1	1,197.63	-	-									
2 YD 4X WK 1	512.51	-	-									
2 YD 4X WK COMP 1	1,596.83	-	-									
2 YD 5X WK 1	633.88	239	7,609									
2 YD 5X WK COMP 1	1,996.04	-	-									
3 YD 1X WK 1	198.21	14,597	465,005									
3 YD 2X WK 1	366.41	7,379	234,776									
3 YD 2X WK COMP 1	1,070.58	-	-									
3 YD 3X WK 1	534.60	3,847	123,319									
3 YD 3X WK 1	702.80	264	8,434									
3 YD 5X WK 1	871.00	656	20,904									
3 YD 1X WK COMP 1	535.26	843	25,692									
4 YD 1X WK 1	256.45	11,855	378,346									
4 YD 1X WK COMP 1	664.16	725	22,083									
4 YD 2X WK COMP 1	1,328.31	1,046	31,879									
4 YD 3X WK COMP 1	1,992.47	1,570	47,819									
4 YD 2X WK 1	469.59	11,027	351,264									
4 YD 3X WK 1	682.74	3,739	118,510									
4 YD 4X WK 1	895.90	987	31,356									
4 YD 5X WK 1	1,109.04	999	32,167									
5 YD 1X WK 1	309.60	7,019	224,117									
5 YD 2X WK 1	566.35	5,345	170,133									
5 YD 3X WK 1	823.11	1,759	56,546									
5 YD 4X WK 1	1,079.85	811	25,861									
5 YD 5X WK 1	1,336.61	-	-									
6 YD 1X WK 1	349.55	25,583	814,492									
6 YD 2X WK 1	644.58	27,080	863,053									
6 YD 3X WK 1	939.61	19,543	622,339									
6 YD 4X WK 1	1,234.64	2,376	75,931									
6 YD 5X WK 1	1,529.68	1,660	52,704									
1 YD TEMP	18.39	1	18									
2 YD TEMP	32.11	24	803									
3 YD TEMP	48.49	27	874									
4 YD TEMP 1	60.26	16	543									
5 YD TEMP 1	71.43	19	572									
6 YD TEMP 1	82.49	52	1,734									
LOCK CHARGE - COMM	13.26	1,901	59,768									
CONT PICKUP/REDELIVERY	20.41	38	1,225									
REDELIVER FEE CART - COMM	18.54	1	17									
REINSTATE FEE - COMM	11.83	22	1,079									
RENT 1.5 YD TEMP - COMM	1.10	36	1,101									
RENT 1 YD TEMP - COMM	0.83	6	180									
RENT 2 YD TEMP - COMM	1.38	342	11,226									
RENT 3 YD TEMP - COMM	1.82	16	500									
RENT 4 YD TEMP - COMM	2.20	0	11									
RENT 5 YD TEMP - COMM	2.47	1	17									
RENT 6 YD TEMP - COMM	2.47	5	183									
1 YD 1X WK 1	88.62	10,679	339,597									
1 YD 2X WK 1	162.21	169	5,429									
1 YD 3X WK 1	235.82	-	-									

Typically rates will go up in a test period (for like a dump fee filing). This is a unique situation in that these rates at the beginning of the test period included rates for COVID recovery that expired in the test period. Due to this there is a slightly higher rounding amount to obtain the Company's Revenue requirement which results in a slightly higher variance in the PI amounts between the LG and the Price Out.

Pacific		Thurston County Pacific Tariff Regulated Price Out May 2023-April 2024														
		Tariff Rate	Tariff Rate	Tariff Page	May-23	Jun-23	Jul-23	Aug-23	Sep-23	Oct-23	Nov-23	Dec-23	Jan-24	Feb-24	Mar-24	
Service Code	Service Code Description	2023.01	2023.09		Revenue	Revenue	Revenue	Revenue	Revenue	Revenue	Revenue	Revenue	Revenue	Revenue	Revenue	
PacificR001.0Y4W001	1 R001.0Y4W001	300.54	299.26	32-A	1.28	-	-	-	-	-	-	-	-	-	-	-
PacificR001.0Y5W001	1 R001.0Y5W001	372.03	370.45	32-A	1.58	-	-	-	-	-	-	-	-	-	-	-
PacificR001.0Y6W001	1 R001.0Y6W001	50.42	50.19	32-A	0.23	-	-	-	-	-	-	-	-	-	-	-
PacificR001.5Y1W001	1 R001.5Y1W001	110.67	110.17	32-A	0.50	15,505	15,355	15,411	15,162	15,106	15,104	15,119	15,104	15,248	15,462	15,776
PacificR001.5Y2W001	1 R001.5Y2W001	202.68	202.74	32-A	0.94	2,648	2,852	3,055	3,055	3,055	3,041	2,951	3,041	2,928	3,041	2,838
PacificR001.5Y3W001	1 R001.5Y3W001	296.69	295.32	32-A	1.37	-	-	-	-	-	-	-	-	-	-	-
PacificR001.5Y4W001	1 R001.5Y4W001	389.69	387.89	32-A	1.80	-	-	-	-	-	-	-	-	-	-	-
PacificR001.5Y5W001	1 R001.5Y5W001	482.70	480.47	32-A	2.23	483	483	483	483	483	480	480	480	480	480	480
PacificR001.5Y6W001	1 R001.5Y6W001	64.27	63.98	32-A	0.29	-	-	-	-	-	-	-	-	-	-	-
PacificR002.0Y1W001	1 R002.0Y1W001	144.17	143.53	32-A	0.64	26,638	28,510	28,906	29,288	29,230	29,116	29,050	28,994	29,453	29,819	29,838
PacificR002.0Y2W001	1 R002.0Y2W001	262.07	260.91	32-A	1.16	10,745	10,570	10,483	10,483	10,483	10,697	10,455	10,697	10,645	10,697	10,581
PacificR002.0Y3W001	1 R002.0Y3W001	379.98	378.30	32-A	1.68	6,840	7,132	7,424	7,600	7,600	7,712	7,883	7,600	6,809	6,809	7,130
PacificR002.0Y4W001	1 R002.0Y4W001	615.79	613.07	32-A	2.72	1,847	1,847	1,847	1,847	1,847	1,839	1,831	1,839	1,839	1,839	1,839
PacificR003.0Y1W001	1 R003.0Y1W001	497.88	495.69	32-A	2.19	-	-	-	-	-	-	-	-	-	-	-
PacificR003.0Y2W001	1 R003.0Y2W001	192.56	191.70	32-A	0.86	-	-	-	-	-	-	-	-	-	-	-
PacificR004.0Y1W001	1 R004.0Y1W001	249.13	248.03	32-A	1.10	498	498	498	498	498	496	494	496	496	496	496
PacificR006.0Y1W001	1 R006.0Y1W001	339.61	338.08	32-A	1.53	-	-	-	68	-	85	-	-	-	-	-
PacificR006.0Y2W001	1 R006.0Y2W001	626.25	623.42	32-A	2.83	-	-	-	-	-	-	-	-	-	-	-
PacificR032.0G1W001COMM	1 R032.0G1W001COMM	14.45	14.39	33-A	0.06	390	390	390	390	390	389	387	374	374	374	374
PacificR035.0G1W001COMM	1 R035.0G1W001COMM	14.89	14.82	33-A	0.06	179	179	179	179	179	177	178	178	178	178	178
PacificR035.0G1W001COMM	1 R035.0G1W001COMM	14.89	14.82	33-A	0.06	179	179	179	179	179	177	178	178	178	178	178
PacificR035.0G1W001COMM	1 R035.0G1W001COMM	14.89	14.82	33-A	0.06	179	179	179	179	179	177	178	178	178	178	178
PacificR035.0G1W001COMM	1 R035.0G1W001COMM	14.89	14.82	33-A	0.06	179	179	179	179	179	177	178	178	178	178	178
PacificR035.0G1W001COMM	1 R035.0G1W001COMM	14.89	14.82	33-A	0.06	179	179	179	179	179	177	178	178	178	178	178
PacificR035.0G1W001COMM	1 R035.0G1W001COMM	14.89	14.82	33-A	0.06	179	179	179	179	179	177	178	178	178	178	178
PacificR035.0G1W001COMM	1 R035.0G1W001COMM	14.89	14.82	33-A	0.06	179	179	179	179	179	177	178	178	178	178	178
PacificR035.0G1W001COMM	1 R035.0G1W001COMM	14.89	14.82	33-A	0.06	179	179	179	179	179	177	178	178	178	178	178
PacificR035.0G1W001COMM	1 R035.0G1W001COMM	14.89	14.82	33-A	0.06	179	179	179	179	179	177	178	178	178	178	178
PacificR035.0G1W001COMM	1 R035.0G1W001COMM	14.89	14.82	33-A	0.06	179	179	179	179	179	177	178	178	178	178	178
PacificR035.0G1W001COMM	1 R035.0G1W001COMM	14.89	14.82	33-A	0.06	179	179	179	179	179	177	178	178	178	178	178
PacificR035.0G1W001COMM	1 R035.0G1W001COMM	14.89	14.82	33-A	0.06	179	179	179	179	179	177	178	178	178	178	178
PacificR035.0G1W001COMM	1 R035.0G1W001COMM	14.89	14.82	33-A	0.06	179	179	179	179	179	177	178	178	178	178	178
PacificR035.0G1W001COMM	1 R035.0G1W001COMM	14.89	14.82	33-A	0.06	179	179	179	179	179	177	178	178	178	178	178
PacificR035.0G1W001COMM	1 R035.0G1W001COMM	14.89	14.82	33-A	0.06	179	179	179	179	179	177	178	178	178	178	178
PacificR035.0G1W001COMM	1 R035.0G1W001COMM	14.89	14.82	33-A	0.06	179	179	179	179	179	177	178	178	178	178	178
PacificR035.0G1W001COMM	1 R035.0G1W001COMM	14.89	14.82	33-A	0.06	179	179	179	179	179	177	178	178	178	178	178
PacificR035.0G1W001COMM	1 R035.0G1W001COMM	14.89	14.82	33-A	0.06	179	179	179	179	179	177	178	178	178	178	178
PacificR035.0G1W001COMM	1 R035.0G1W001COMM	14.89	14.82	33-A	0.06	179	179	179	179	179	177	178	178	178	178	178
PacificR035.0G1W001COMM	1 R035.0G1W001COMM	14.89	14.82	33-A	0.06	179	179	179	179	179	177	178	178	178	178	178
PacificR035.0G1W001COMM	1 R035.0G1W001COMM	14.89	14.82	33-A	0.06	179	179	179	179	179	177	178	178	178	178	178
PacificR035.0G1W001COMM	1 R035.0G1W001COMM	14.89	14.82	33-A	0.06	179	179	179	179	179	177	178	178	178	178	178
PacificR035.0G1W001COMM	1 R035.0G1W001COMM	14.89	14.82	33-A	0.06	179	179	179	179	179	177	178	178	178	178	178
PacificR035.0G1W001COMM	1 R035.0G1W001COMM	14.89	14.82	33-A	0.06	179	179	179	179	179	177	178	178	178	178	178
PacificR035.0G1W001COMM	1 R035.0G1W001COMM	14.89	14.82	33-A	0.06	179	179	179	179	179	177	178	178	178	178	178
PacificR035.0G1W001COMM	1 R035.0G1W001COMM	14.89	14.82	33-A	0.06	179	179	179	179	179	177	178	178	178	178	178
PacificR035.0G1W001COMM	1 R035.0G1W001COMM	14.89	14.82	33-A	0.06	179	179	179	179	179	177	178	178	178	178	178
PacificR035.0G1W001COMM	1 R035.0G1W001COMM	14.89	14.82	33-A	0.06	179	179	179	179	179	177	178	178	178	178	178
PacificR035.0G1W001COMM	1 R035.0G1W001COMM	14.89	14.82	33-A	0.06	179	179	179	179	179	177	178	178	178	178	178
PacificR035.0G1W001COMM	1 R035.0G1W001COMM	14.89	14.82	33-A	0.06	179	179	179	179	179	177	178	178	178	178	178
PacificR035.0G1W001COMM	1 R035.0G1W001COMM	14.89	14.82	33-A	0.06	179	179	179	179	179	177	178	178	178	178	178
PacificR035.0G1W001COMM	1 R035.0G1W001COMM	14.89	14.82	33-A	0.06	179	179	179	179	179	177	178	178	178	178	178
PacificR035.0G1W001COMM	1 R035.0G1W001COMM	14.89	14.82	33-A	0.06	179	179	179	179	179	177	178	178	178	178	178
PacificR035.0G1W001COMM	1 R035.0G1W001COMM	14.89	14.82	33-A	0.06	179	179	179	179	179	177	178	178	178	178	178
PacificR035.0G1W001COMM	1 R035.0G1W001COMM	14.89	14.82	33-A	0.06	179	179	179	179	179	177	178	178	178	178	178
PacificR035.0G1W001COMM	1 R035.0G1W001COMM	14.89	14.82	33-A	0.06	179	179	179	179	179	177	178	178	178	178	178
PacificR035.0G1W001COMM	1 R035.0G1W001COMM	14.89	14.82	33-A	0.06	179	179	179	179	179	177	178	178	178	178	178
PacificR035.0G1W001COMM	1 R035.0G1W001COMM	14.89	14.82	33-A	0.06	179	179	179	179	179	177	178	178	178	178	178
PacificR035.0G1W001COMM	1 R035.0G1W001COMM	14.89	14.82	33-A	0.06	179	179	179	179	179	177	178	178	178	178	178
PacificR035.0G1W001COMM	1 R035.0G1W001COMM	14.89	14.82	33-A	0.06	179	179	179	179	179	177	178	178	178	178	178
PacificR035.0G1W001COMM	1 R035.0G1W001COMM	14.89	14.82	33-A	0.06	179	179	179	179	179	177	178	178	178	178	178
PacificR035.0G1W001COMM	1 R035.0G1W001COMM	14.89	14.82	33-A	0.06	179	179	179	179	179	177	178	178	178	178	178
PacificR035.0G1W001COMM	1 R035.0G1W001COMM	14.89	14.82	33-A	0.06	179	179	179	179	179	177	178	178	178	178	178
PacificR035.0G1W001COMM	1 R035.0G1W001COMM	14.89	14.82	33-A	0.06	179	179	179	179	179	177	178	178	178	178	178
PacificR035.0G1W001COMM	1 R035.0G1W001COMM	14.89	14.82	33-A	0.06	179	179	179	179	179	177	178	178	178	178	178
PacificR035.0G1W001COMM	1 R035.0G1W001COMM	14.89	14.82	33-A	0.06	179	179	179	179	179	177	178	178	178	178	178
PacificR035.0G1W001COMM	1 R035.0G1W001COMM	14.89	14.82	33-A	0.06	179	179	179	179	179	177	178	178	178	178	178
PacificR035.0G1W001COMM	1 R035.0G1W001COMM	14.89	14.82	33-A	0.06	179	179	179	179	179	177	178	178	178	178	178
PacificR035.0G1W001COMM	1 R035.0G1W001COMM	14.89	14.82	33-A	0.06	179	179	179	179	179	177	178	178	178	178	178
PacificR035.0G1W001COMM	1 R035.0G1W001COMM	14.89	14.82	33-A	0.06	179	179	179	179	179	177	178	178	178	178	178
PacificR035.0G1W001COMM	1 R035.0G1W001COMM	14.89	14.82	33-A	0.06	179	179	179	179	179	177	178	178	178	178	178
PacificR035.0G1W001COMM	1 R035.0G1W001COMM	14.89	14.82	33-A	0.06	179	179	179	179	179	177	178	178	178	178	178
PacificR035.0G1W001COMM	1 R035.0G1W001COMM	14.89	14.82	33-A	0.06	179	179	179	179	179	177	178	178	178	178	178

Based on Old rates - Based on Old rates - Based on Old rates - 2022.03 Rate Case

Service Code Description	Apr-24	Total	May-23	Jun-23	Jul-23	Aug-23	Sep-23	Oct-23	Nov-23	Dec-23	Jan-24	Feb-24	Mar-24	Apr-24	Average	category	Container Count			Current Rate	
	Revenue	Revenue	Customers	Customers	Customers	Customers	Customers	Customers	Customers	Customers	Customers	Customers	Customers	Customers	Customers	Cart Total	Container Total	Dropbox Total			
1 YD 2X WK 1	-	-	-	-	-	-	-	-	-	-	-	-	-	-	-	-	-	-	-	299.26	
1 YD 2X WK 1	-	-	-	-	-	-	-	-	-	-	-	-	-	-	-	-	-	-	-	370.45	
1 YD 2X WK 1	-	-	-	-	-	-	-	-	-	-	-	-	-	-	-	-	-	-	-	50.19	
1.5 YD 3X WK 1	16,068	184,421	140	139	139	137	137	137	137	137	137	138	140	143	146	139	139	139	139	110.17	
1.5 YD 2X WK 1	2,838	35,344	13	14	15	15	15	15	15	15	14	15	14	14	14	15	15	15	15	202.74	
1.5YD 3X WK 1	-	-	-	-	-	-	-	-	-	-	-	-	-	-	-	-	-	-	-	295.32	
1.5YD 4X WK 1	-	-	-	-	-	-	-	-	-	-	-	-	-	-	-	-	-	-	-	387.89	
1.5YD 5X WK 1	480	5,777	1	1	1	1	1	1	1	1	1	1	1	1	1	1	1	1	1	480.47	
1.5YD 5X EDW 1	-	-	-	-	-	-	-	-	-	-	-	-	-	-	-	-	-	-	-	63.98	
2 YD 1X WK 1	29,976	348,818	185	198	200	203	204	203	202	202	205	208	208	208	209	202	202	202	202	143.53	
2 YD 2X WK 1	10,175	126,975	41	40	40	40	41	41	40	41	41	41	41	41	39	40	40	40	40	260.91	
2 YD 3X WK 1	7,042	87,313	18	19	20	20	20	20	21	19	18	19	18	19	19	19	19	19	19	378.30	
2 YD 3X WK 1	1,839	22,103	3	3	3	3	3	3	3	3	3	3	3	3	3	3	3	3	3	613.07	
2 YD 4X WK 1	-	-	-	-	-	-	-	-	-	-	-	-	-	-	-	-	-	-	-	495.69	
3YD 1X WK1	-	-	-	-	-	-	-	-	-	-	-	-	-	-	-	-	-	-	-	191.70	
4YD 1X WK 1	496	5,838	2	2	2	2	2	2	2	2	2	2	2	2	2	2	2	2	2	248.03	
6 YD 1X WK 1	-	153	-	-	-	0	0	0	-	-	-	-	-	-	0	0	0	0	0	338.08	
6 YD 2X WK 1	-	-	-	-	-	-	-	-	-	-	-	-	-	-	-	-	-	-	-	623.42	
32 GL 1X WK COMM 1	374	4,597	27	27	27	27	27	27	27	26	26	26	26	26	26	27	27	27	27	14.39	
35 GL 1X WK COMM 1	178	2,137	12	12	12	12	12	12	12	12	12	12	12	12	12	12	12	12	12	14.82	
35 GL 1X WK COMM 1	24,998	300,436	1,706	1,703	1,703	1,705	1,708	1,694	1,685	1,691	1,462	1,806	1,690	1,687	1,687	1,687	1,687	1,687	1,687	14.82	
65 GL 1X WK COMM 1	11,955	139,730	523	523	526	525	528	530	529	531	520	546	542	546	531	531	531	531	531	21.91	
65 GL 2X WK COMM 1	-	-	-	-	-	-	-	-	-	-	-	-	-	-	-	-	-	-	-	43.82	
95 GL 1X WK COMM 1	14,019	167,499	474	472	470	470	478	478	474	474	474	476	483	478	478	475	475	475	475	29.32	
95 GL 2X WK COMM 1	762	9,900	15	15	15	15	15	15	14	13	13	13	13	13	14	14	14	14	14	58.64	
95 GL 3X WK COMM 1	88	1,057	1	1	1	1	1	1	1	1	1	1	1	1	1	1	1	1	1	87.96	
1 YD TEMP	53	214	1	1	1	3	2	-	1	-	-	-	-	-	3	1	1	1	1	17.79	
1.5 YD TEMP	879	2,150	7	5	3	2	-	4	9	1	1	4	16	36	7	7	7	7	7	24.41	
2 YD TEMP	1,118	16,001	22	68	27	79	48	48	58	40	31	30	27	36	43	43	43	43	43	31.06	
ROLL OUT 1X WK - COMM	543	7,370	53	53	53	53	54	54	53	52	51	50	47	53	53	53	53	53	53	11.56	
ROLL OUT 2X WK - COMM	837	10,723	33	39	42	42	42	42	38	37	37	37	37	36	39	39	39	39	39	23.12	
ROLL OUT 3X WK - COMM	1,030	11,111	35	33	25	25	25	25	25	24	24	24	25	30	27	27	27	27	27	34.68	
ROLL OUT 4X WK - COMM	46	556	1	1	1	1	1	1	1	1	1	1	1	1	1	1	1	1	1	46.24	
ROLL OUT 5X WK - COMM	116	1,389	2	2	2	2	2	2	2	2	2	2	2	2	2	2	2	2	2	57.81	
RETURN TRIP FEE CAN - COMM	6	12	-	-	1	-	-	-	-	-	-	-	-	-	1	0	0	0	0	6.14	
RETURN TRIP 65 GL - COMM	-	6	-	-	1	-	-	-	-	-	-	-	-	-	-	0	0	0	0	6.14	
RETURN TRIP 95 GL - COMM	-	-	-	-	-	-	-	-	-	-	-	-	-	-	-	-	-	-	-	6.14	
RETURN TRIP FEE CART - COMM	-	-	-	-	-	-	-	-	-	-	-	-	-	-	-	-	-	-	-	6.14	
RETURN TRIP 1.5 YD - COMM	-	32	-	1	-	-	-	-	1	-	-	-	-	-	1	0	0	0	0	16.01	
RETURN TRIP 1 YD - COMM	-	80	-	-	-	1	-	-	-	2	1	-	-	-	-	0	0	0	0	16.01	
RETURN TRIP 2 YD - COMM	16	129	1	2	1	2	-	1	-	-	-	-	-	-	1	1	1	1	1	16.01	
RETURN TRIP 3 YD - COMM	16	96	-	-	-	1	-	1	2	-	-	1	-	-	1	1	1	1	1	16.01	
RETURN TRIP 4 YD - COMM	-	48	-	-	1	-	-	-	-	-	-	1	-	1	-	0	0	0	0	16.01	
RETURN TRIP 5 YD - COMM	-	32	-	-	1	-	-	1	-	-	-	-	-	-	-	0	0	0	0	16.01	
RETURN TRIP 6 YD - COMM	16	144	1	1	-	-	3	-	1	-	-	1	1	1	1	1	1	1	1	16.01	
RETURN TRIP FEE - COMM	-	273	1	1	2	2	-	5	3	1	-	1	1	-	1	1	1	1	1	16.01	
OFF DAY PU 35 GL COMM	-	-	-	-	25	1	1	-	-	-	-	-	-	-	-	0	0	0	0	12.23	
OFF DAY PU 65 GL COMM	-	20	-	-	-	1	-	-	-	-	-	-	-	-	-	0	0	0	0	16.04	
OFF DAY PU 95 GL COMM	-	179	-	1	-	1	1	-	-	-	-	-	6	-	1	1	1	1	1	19.85	
WALK IN 51-75 - COMM	33	396	6	6	6	6	6	6	6	6	6	6	6	6	6	6	6	6	6	5.50	
WALK IN 6-25 - COMM	61	718	29	29	29	30	30	30	29	29	29	29	29	30	29	30	29	29	29	2.04	
WALK IN 26-50 - COMM	4	45	1	1	1	1	1	1	1	1	1	1	1	1	1	1	1	1	1	3.77	
TOTAL COMMERCIAL GARBAGE	\$ 647,490.61	\$ 7,741,791.24	5,005	5,113	5,039	5,121	5,126	5,070	5,060	5,036	4,804	5,176	5,070	5,119	5,062		7,720	2,393			
Disposal Fee Count																5,693					
MULTI-FAMILY RECYCLE WITH	-	-	-	-	-	-	-	-	-	-	-	-	-	-	-	-	-	-	-	4.52	
MULTI-FAMILY NO BINS	-	-	-	-	-	-	-	-	-	-	-	-	-	-	-	-	-	-	-	4.52	
MULTI-FAMILY RECYCLE WITH	63,578	739,375	12,947	13,127	13,129	13,177	13,762	13,614	13,859	13,869	13,928	13,948	13,952	14,066	13,612		13,612			4.52	
TOTAL MULTI-FAMILY RECYCLING	\$ 63,578.32	\$ 739,375.44	12,947	13,127	13,129	13,177	13,762	13,614	13,859	13,869	13,928	13,948	13,952	14,066	13,612		13,612				
TOTAL COMMERCIAL RECYCLING	\$ -	\$ -	-	-	-	-	-	-	-	-	-	-	-	-	-		-	-	-		
DROP BOX SERVICES																					
DROP BOX HAULS/RENTAL																					
Fuel Surcharge	-	5,263	-	-	-	-	-	-	-	-	-	-	-	-	-	-	-	-	-		
HAUL 10 YD - RO	777	6,225	6	4	4	5	4	4	5	4	5	4	4	4	7	5				110.96	
HAUL 20 YD - RO	24,570	294,014	218	205	205	208	231	213	226	214	183	224	210	215	211	210				116.31	
FINAL PULL 20 YD - RO	378	4,107	5	2	1	4	2	4	5	-	3	4	2	3	3					116.31	
HAUL 30 YD - RO	21,129	209,098	208	181	200	184	179	179	143	186	163	169	169	169	179					124.84	
FINAL PULL 30 YD - RO	499	6,382	7	9	2	2	7	4	7	4	5	4	4	4	4					124.84	
HAUL 40 YD - RO	13,247	192,517	109	130	103	139	118	137	127	110	125	105	108	97	117					136.57	
HAUL 40 YD CUST - RO	137	4,225	3	5	4	4	7	-	3	-	3	-	1	1	3					136.57	
HAUL 10 YD TEMP - RO	-	444	-	1	-	-	-	-	-	-	-	2	1	-	0					110.96	
FINAL PULL 10 YD TEMP - RO	-	888	-	1	-	-	-	2	1	2	-	1	1	-	1					110.96	
FINAL PULL 19.5 YD TEMP - RO	1,861	17,721	21	17	12	18	12	14	13	6	10	8	5	16	13					116.31	
HAUL 19.5 YD TEMP - RO	2,559	16,548	8	18	12	15	10	12	11	11	7	10	6	22	12					116.31	
FINAL PULL 19.5 YD - RO	-	1,165	-	2	1	1	-	1	3	-	1	2	-	1	1					116.31	
HAUL 20 YD TEMP - R	5,350	20,300	19	21	17	39	18	36	16	20	12	5	11	46	22					116.31	
FINAL PULL 20 YD TEMP - R	3,489	34,386	27	26	23	30	26	41	24	20	15	18	30	25	25					116.31	
HAUL 30 YD TEMP - R	2,497	55,545	37	41	42	54	37	53	60	31	28	23	18	20	37					124.84	
FINAL PULL 30 YD TEMP - R	2,746	38,785	36	23	28	34	28	31	35	18	24	17	14	22	26					124.84	
HAUL 40 YD TEMP - R	2,731	39,960	19	27	20	42	26	29	24	6	20	33	26	20	24					136.57	

	MSW	Recycle	Yard	LG Rounding	Total	Price Out Rev	LG PI	Difference
	2.65%	6.77%	24.85%	0.74%	0.17%	25.12%	\$ 774,529	728,479
							\$ 413,869	413,869
							\$ 647,178	647,178
								46,050
								(0)
								0

Typically rates will go up in a test period (for like a dump fee filing). This is a unique situation in that these rates at the beginning of the test period included rates for COVID recovery that expired in the test period. Due to this there is a slightly higher rounding amount to obtain the Company's Revenue requirement which results in a slightly higher variance in the PI amounts between the LG and the Price Out.

Service Code Description	New Rate	Rev Increase	Annual Rev
1 YD 2X WK 1	309.42	-	-
1 YD 2X WK 1	383.02	-	-
1 YD 2X WK 1	51.89	-	-
1.5 YD 3X WK 1	113.91	5,972	190,393
1.5 YD 2X WK 1	209.62	1,144	36,488
1.5YD 3X WK 1	305.34	-	-
1.5YD 4X WK 1	401.05	-	-
1.5YD 5X WK 1	496.78	187	5,964
1.5YD 5X EDW 1	66.15	-	-
2 YD 1X WK 1	148.40	11,317	360,135
2 YD 2X WK 1	269.76	4,116	131,090
2 YD 3X WK 1	391.14	2,831	90,144
2 YD 5X WK 1	633.88	716	22,820
2 YD 4X WK 1	512.51	-	-
3YD 1X WK1	198.21	-	-
4YD 1X WK 1	256.45	189	6,027
6YD 1X WK 1	349.55	5	158
6YD 2X WK 1	644.58	-	-
32 GL 1X WK COMM 1	14.88	149	4,746
35 GL 1X WK COMM 1	15.32	69	2,207
35 GL 1X WK COMM 1	15.32	9,702	310,138
65 GL 1X WK COMM 1	23.65	4,568	144,298
65 GL 2X WK COMM 1	45.21	-	-
95 GL 1X WK COMM 1	30.32	5,431	172,930
95 GL 2X WK COMM 1	60.63	320	10,220
95 GL 3X WK COMM 1	90.95	34	1,091
1 YD TEMP	18.39	7	221
1.5 YD TEMP	25.24	71	2,221
2 YD TEMP	32.11	515	16,516
ROLL OUT 1X WK - COMM	11.95	241	7,611
ROLL OUT 2X WK - COMM	23.90	349	11,073
ROLL OUT 3X WK - COMM	35.86	361	11,472
ROLL OUT 4X WK - COMM	47.81	18	574
ROLL OUT 5X WK - COMM	59.77	45	1,435
RETURN TRIP FEE CAN - COM	6.35	0	13
RETURN TRIP 65 GL - COMM	6.35	0	6
RETURN TRIP 95 GL - COMM	6.35	-	-
RETURN TRIP FEE CART - COMM	6.35	-	-
RETURN TRIP 1.5 YD - COMM	16.55	1	33
RETURN TRIP 1 YD - COMM	16.55	3	83
RETURN TRIP 2 YD - COMM	16.55	4	132
RETURN TRIP 3 YD - COMM	16.55	3	99
RETURN TRIP 4 YD - COMM	16.55	2	50
RETURN TRIP 5 YD - COMM	16.55	1	33
RETURN TRIP 6 YD - COMM	16.55	5	149
RETURN TRIP FEE - COMM	16.55	9	282
OFF DAY PU 35 GL COMM	12.65	1	25
OFF DAY PU 65 GL COMM	16.58	1	21
OFF DAY PU 95 GL COMM	20.52	6	185
WALK IN 51-75' - COMM	5.69	13	409
WALK IN 6-25' - COMM	2.11	24	742
WALK IN 26-50' - COMM	3.90	2	47
TOTAL COMMERCIAL GARBAGE	250,233		7,971,825
MULTI-FAMILY RECYCLE WITH	4.83	-	-
MULTI-FAMILY NO BINS	4.83	-	-
MULTI-FAMILY RECYCLE WITH	4.83	50,151	789,526
TOTAL MULTI-FAMILY RECYCLING	50,151		789,526
	413,869		
TOTAL COMMERCIAL RECYCLING	6,097,437		6.8%

DROP BOX SERVICES

DROP BOX HAULS/RENTAL			
Fuel Surcharge			-
HAUL 10 YD - RO	114.73	201	6,427
HAUL 20 YD - RO	120.26	9,532	303,546
FINAL PULL 20 YD - RO	120.26	133	4,240
HAUL 30 YD - RO	129.08	8,679	277,777
FINAL PULL 30 YD - RO	129.08	205	6,587
HAUL 40 YD - RO	141.20	6,230	198,747
HAUL 40 YD CUST - RO	141.20	133	4,358
HAUL 10 YD TEMP - RO	114.73	15	459
FINAL PULL 10 YD TEMP - RO	114.73	30	918
FINAL PULL 19.5 YD TEMP - RO	120.26	565	18,286
HAUL 19.5 YD TEMP - RO	120.26	533	17,081
FINAL PULL 19.5 YD - RO	120.26	38	1,203
HAUL 20 YD TEMP - R	120.26	977	31,277
FINAL PULL 20 YD TEMP - R	120.26	1,110	35,496
HAUL 30 YD TEMP - RO	129.08	1,784	57,330
FINAL PULL 30 YD TEMP - R	129.08	1,246	40,031
HAUL 40 YD TEMP - RO	141.20	1,288	41,248

Pacific
 Thurston County
 Pacific Tariff Regulated Price Out
 May 2023-April 2024

6.92

Service Code	Service Code Description	Tariff Rate 2023.01	Tariff Rate 2023.09	Tariff Page	May-23	Jun-23	Jul-23	Aug-23	Sep-23	Oct-23	Nov-23	Dec-23	Jan-24	Feb-24	Mar-24
					Revenue	Revenue	Revenue	Revenue	Revenue	Revenue	Revenue	Revenue	Revenue	Revenue	
PacificFINAL40TEMP-RO	1 FINAL40TEMP-RO	137.18	136.57	35-A	3,018	2,881	2,469	2,606	1,921	4,507	1,093	(1,775)	1,639	2,049	1,366
PacificHAUL10-CP	1 HAUL10-CP	123.26	122.71	36-A	493	493	616	616	493	614	614	491	614	614	614
PacificHAUL19.5-RO	1 HAUL19.5-RO	116.83	116.31	35-A	1,986	1,986	1,402	2,103	1,752	2,326	2,326	1,861	2,210	2,210	2,210
PacificHAUL15-CP	1 HAUL15-CP	135.04	134.44	36-A	540	405	675	540	405	538	269	403	538	538	269
PacificHAUL20-CP	1 HAUL20-CP	155.41	154.72	36-A	4,351	4,196	4,818	4,196	4,193	4,487	4,487	4,642	4,487	5,106	4,487
PacificHAUL30CUJST-RO	1 HAUL30CUJST-RO	116.83	116.31	35-A	-	-	117	-	117	116	350	-	116	-	385
PacificHAUL30CUJST-RO	1 HAUL30CUJST-RO	125.40	124.84	35-A	376	251	-	-	125	-	-	125	-	125	125
PacificHAUL25-CP	1 HAUL25-CP	176.85	176.06	36-A	7,074	7,605	6,897	7,605	7,248	7,042	8,275	6,338	9,507	7,395	8,275
PacificHAUL30-CP	1 HAUL30-CP	192.92	192.06	36-A	7,524	9,260	7,717	8,296	8,679	8,067	9,411	8,451	10,755	9,027	8,835
PacificHAUL35-CP	1 HAUL35-CP	203.64	202.73	37-A	3,055	2,444	2,647	2,647	2,240	3,041	2,635	2,635	2,433	2,433	2,433
PacificHAUL40-CP	1 HAUL40-CP	214.36	213.40	37-A	16,506	15,005	13,290	14,576	14,288	16,559	15,151	13,444	16,432	14,298	12,591
PacificRENT10MO-RO	1 RENT10MO-RO	69.48	69.17	35-A	139	139	139	139	138	138	138	138	138	138	181
PacificRENT15.5MO-RO	1 RENT15.5MO-RO	80.17	79.81	35-A	561	481	491	471	479	718	697	718	673	710	718
PacificRENT20MO-RO	1 RENT20MO-RO	80.17	79.81	35-A	8,477	8,092	8,338	8,338	8,339	8,413	8,436	8,215	8,099	9,799	6,156
PacificRENT30MO-RO	1 RENT30MO-RO	90.86	90.45	35-A	10,021	6,958	7,135	7,193	7,036	6,451	6,520	6,228	6,582	6,276	6,367
PacificRENT40MO-RO	1 RENT40MO-RO	101.54	101.09	35-A	4,877	1,002	4,466	4,586	4,586	10,177	4,761	4,807	4,591	4,507	4,448
PacificRENT10TEMP-RO	1 RENT10TEMP-RO	3.96	3.94	35-A	-	-	-	-	-	51	20	35	-	71	51
PacificRENT19.5TEMP-RO	1 RENT19.5TEMP-RO	4.07	4.05	35-A	1,661	1,884	2,210	2,442	2,141	2,053	1,227	1,114	1,114	1,328	1,328
PacificRENT20TEMP-RO	1 RENT20TEMP-RO	4.07	4.05	35-A	3,199	3,374	3,040	4,127	3,887	4,203	3,588	3,021	2,531	2,422	2,462
PacificRENT30TEMP-RO	1 RENT30TEMP-RO	4.38	4.36	35-A	3,837	3,841	3,907	4,122	4,225	5,467	4,116	3,170	3,414	3,292	3,292
PacificRENT40TEMP-RO	1 RENT40TEMP-RO	4.80	4.78	35-A	2,516	2,880	3,586	2,987	3,147	2,845	1,721	1,802	2,208	2,285	2,285
PacificDEL10TEMP-RO	1 DEL10TEMP-RO	80.39	80.03	35-A	80	-	-	160	80	80	-	-	-	160	-
PacificDEL19.5TEMP-RO	1 DEL19.5TEMP-RO	80.39	80.03	35-A	2,010	1,447	1,286	1,849	965	1,121	560	560	640	720	1,200
PacificDEL20TEMP-RO	1 DEL20TEMP-RO	80.39	80.03	35-A	1,849	1,849	2,492	2,733	2,653	2,642	1,681	960	1,280	1,040	2,081
PacificDEL30TEMP-RO	1 DEL30TEMP-RO	80.39	80.03	35-A	1,688	2,572	2,412	3,055	3,216	3,042	2,001	1,200	1,921	1,280	1,040
PacificDEL40TEMP-RO	1 DEL40TEMP-RO	80.39	80.03	35-A	1,608	1,849	2,010	1,527	1,045	640	560	1,361	1,120	1,040	1,040
PacificCLEAN10-RO	1 CLEAN10-RO	80.40	80.00	30-A	-	-	-	-	-	-	-	-	-	-	-
PacificCLEAN20-RO	1 CLEAN20-RO	160.80	160.00	30-A	155	-	-	-	-	-	-	-	-	-	-
PacificCLEAN30-RO	1 CLEAN30-RO	241.20	240.00	30-A	-	-	-	-	-	-	-	-	-	-	-
PacificCLEAN40-RO	1 CLEAN40-RO	321.00	320.00	30-A	-	-	-	-	-	-	-	-	-	-	1,000
PacificLABOR-RO	1 LABOR-RO	87.89	87.50	26-A	-	-	-	-	-	-	-	-	-	-	-
PacificMILE-RO	1 MILE-RO	3.55	3.53	35-A	13,415	14,346	11,605	14,264	11,602	13,637	12,154	10,345	12,493	10,611	11,021
PacificACCESS-RO	1 ACCESS-RO	2.97	2.96	34-A	204	204	210	225	220	244	270	220	200	264	252
PacificREDEL-RO	1 REDEL-RO	39.65	39.47	15-A	-	-	40	-	-	-	-	-	-	-	-
PacificRELO-RO	1 RELO-RO	32.15	32.01	17-A	64	32	96	96	129	96	32	64	25	64	-
PacificRTRNTRIP-RO	1 RTRNTRIP-RO	32.15	32.01	17-A	-	-	-	-	-	-	-	-	-	-	-
PacificTARP-RO	1 TARP-RO	2.97	2.96	35-A	802	849	719	915	772	873	850	663	749	651	645
PacificTIME-RO	1 TIME-RO	87.89	87.50	26-A	841	1,085	754	509	682	733	152	1,140	458	775	769
PacificEXWGHT-RO	1 EXWGHT-RO	0.15	0.15	29	81	1,743	2,103	513	549	476	1,923	489	18	3,321	546
PacificLIDRO	1 LIDRO	4.41	4.39	35-A	2,443	2,386	2,033	2,470	2,178	2,529	2,278	2,283	2,094	2,093	2,093
PacificINACTIVITY-RO	1 INACTIVITY-RO	-	-	N/A	4,983	5,513	6,971	6,494	6,057	4,865	6,984	6,765	7,527	6,532	6,503
PacificLCKRO	1 LCKRO	2.14	2.14	35-A	-	2	2	13	9	11	9	13	11	11	11
PacificDISCO-CP	1 DISCO-CP	2.97	2.96	36-A	541	549	505	535	499	524	562	491	619	533	503
PacificFINAL40-RO	1 FINAL40-RO	137.18	136.57	35-A	-	412	412	137	137	546	137	410	273	273	273
PacificFINAL10-RO	1 FINAL10-RO	111.46	110.96	35-A	-	-	282	-	-	-	-	-	-	-	-
PacificDRYRUN-RO	1 DRYRUN-RO	32.15	32.01	17-A	1,415	997	1,093	1,254	739	800	1,568	576	832	736	672
TOTAL DROP BOX HAULS/RENTAL					\$ 201,959.56	\$ 201,467.90	\$ 187,314.43	\$ 213,373.71	\$ 191,959.42	\$ 217,428.87	\$ 199,175.51	\$ 161,528.84	\$ 191,494.55	\$ 178,790.82	\$ 172,718.44
PacificDISP-RO	1 PASSTHROUGH DISPOSAL	119.00	119.00	31	281,976	298,919	260,191	320,483	274,787	321,218	309,338	254,739	297,306	272,322	259,766
PacificDISPCONCRETE-RO	1 DISPCONCRETE-RO	-	-	-	701	254	846	737	793	535	318	142	275	322	707
PacificDISPASB-RO	1 DISPASB-RO	-	-	-	-	-	-	-	-	-	-	-	-	-	-
PacificDISPCARPET-RO	1 DISPCARPET-RO	-	-	-	-	-	-	-	-	-	-	-	-	-	-
PacificDISPSPEC-RO	1 DISPSPEC-RO	-	-	-	-	-	-	-	-	-	-	-	-	-	-
PacificDISPDIRT-RO	1 DISPDIRT-RO	-	-	-	-	176	25	136	77	-	45	-	-	-	118
PacificDISPDEMO-RO	1 DISPDEMO-RO	-	-	-	-	-	-	-	-	-	-	-	-	-	-
PacificDISPMETAL-RO	1 DISPMETAL-RO	-	-	-	-	-	-	-	-	-	-	-	-	-	-
PacificDISPITEM-RO	1 DISPITEM-RO	-	-	-	-	-	-	-	-	-	-	-	-	-	-
PacificDISPFURN-RO	1 DISPFURN-RO	-	-	-	-	-	-	-	-	-	-	-	-	-	-
PacificDISPTIRES-RO	1 DISPTIRES-RO	-	-	-	-	-	-	-	-	-	-	-	-	-	-
TOTAL PASSTHROUGH DISPOSAL					\$ 282,677.46	\$ 299,349.13	\$ 261,061.50	\$ 321,355.96	\$ 275,657.51	\$ 321,753.40	\$ 309,701.43	\$ 254,881.08	\$ 297,581.47	\$ 272,643.57	\$ 260,591.45
PacificFINCHG	1 Service Charges	-	-	-	3,342	3,120	4,204	2,650	2,513	3,007	3,243	3,077	2,217	3,056	3,897
PacificC19-ADIRFN	1 C19-ADIRFN	-	-	-	-	-	-	-	-	-	-	-	-	-	-
PacificCOLLFFEE	1 COLLFFEE	-	-	-	(92)	(234)	(52)	(90)	(101)	(61)	(64)	(157)	(22)	(55)	(107)
PacificADI-FIN	1 ADI-FIN	-	-	-	-	-	(1)	-	-	-	-	-	-	-	-
TOTAL SERVICE CHARGES					\$ 3,250.16	\$ 2,886.19	\$ 4,151.17	\$ 2,559.46	\$ 2,412.08	\$ 2,946.42	\$ 3,178.70	\$ 2,920.37	\$ 2,194.82	\$ 3,001.14	\$ 3,790.29
TOTAL REVENUE					\$ 3,018,552.75	\$ 3,042,004.92	\$ 2,891,952.74	\$ 3,085,861.02	\$ 3,010,924.45	\$ 3,072,716.53	\$ 3,045,835.97	\$ 2,965,015.86	\$ 3,026,800.05	\$ 2,987,479.74	\$ 2,966,855.56
					8%	8%	8%	9%	8%	8%	8%	8%	8%	8%	8%

Based on Old rates - Based on Old rates - Based on Old rates - 2022.03 Rate Case

Service Code Description	Apr-24	Total	May-23	Jun-23	Jul-23	Aug-23	Sep-23	Oct-23	Nov-23	Dec-23	Jan-24	Feb-24	Mar-24	Apr-24	Average	category	Container Count			Current Rate
	Revenue	Revenue	Customers	Customers	Customers	Customers	Customers	Customers	Customers	Customers	Customers	Customers	Customers	Customers			Cart Total	Container Total	Dropbox Total	
FINAL PULL 40 YD TEMP - R	2,185	23,957	22	21	18	19	14	33	8	(13)	12	15	10	16	15					136.57
COMPACTOR HAUL 10 YD - RO	491	6,761	4	4	5	5	4	5	5	4	5	5	5	4	5					122.71
HAUL 19.5 YD - RO	2,094	24,466	17	17	12	18	15	20	16	19	19	19	19	18	18					116.31
COMPACTOR HAUL 15 YD	672	5,792	4	3	5	4	3	4	2	3	4	4	2	5	4					134.44
COMPACTOR HAUL 20 YD - RO	5,570	54,864	28	27	31	27	27	29	30	28	29	33	29	36	30					154.72
CUSTOMER HAUL 20 YD - RO	385	1,586	-	-	1	-	-	1	3	-	1	-	3	3	1					116.31
HAUL 30 YD CLUST - RO	125	1,501	3	2	-	-	1	-	-	1	1	1	1	1	1					124.84
COMPACTOR HAUL 25 YD - RO	7,395	90,654	40	43	39	43	41	40	47	36	44	42	42	47	42					176.06
COMPACTOR HAUL 30 YD	8,451	104,471	39	48	40	43	45	42	49	44	56	47	46	44	45					192.06
COMPACTOR HAUL 35 YD - RO	2,635	31,481	15	12	13	13	11	15	13	13	13	12	13	13	13					202.73
COMPACTOR HAUL 40 YD	15,365	177,805	77	62	68	67	79	71	63	77	67	59	72	69	72					213.40
RENTAL FEE 10 YD MONTHLY	208	1,774 #VALUE!	2	2	2	2	2	2	2	2	2	2	3	3	2				2	69.17
RENTAL FEE 15.5 YD MONTHLY	718	7,636 #VALUE!	7	6	6	6	6	9	9	9	11	9	9	9	8					79.81
RENTAL FEE 20 YD MONTHLY	8,183	99,224 #VALUE!	106	101	104	107	106	105	106	103	101	123	78	103	103					79.81
RENTAL FEE 30 YD MONTHLY	6,356	83,122 #VALUE!	110	77	79	78	71	72	69	73	69	70	70	70	76					90.45
RENTAL FEE 40 YD MONTHLY	5,462	58,272 #VALUE!	48	10	44	45	45	101	47	48	45	45	44	54	48					101.09
RENTAL FEE 10 YD TEMP - R	-	- #VALUE!	-	-	-	-	-	0	0	-	-	-	1	0	0					3.94
RENTAL FEE 19.5 YD TEMP - R	1,827	20,162 #VALUE!	14	15	18	20	18	17	13	10	9	6	11	15	14					4.05
RENTAL FEE 20 YD TEMP - R	3,965	39,820 #VALUE!	26	28	35	34	32	35	25	21	20	20	20	33	27					4.05
RENTAL FEE 30 YD TEMP - R	2,891	47,861 #VALUE!	29	29	30	31	32	43	42	31	24	26	25	22	30					4.36
RENTAL FEE 40 YD TEMP - R	2,323	29,968 #VALUE!	17	20	25	21	22	20	12	12	13	15	16	16	17				17	4.78
DELIVERY FEE 10 YD TEMP - R	-	- #VALUE!	-	-	-	-	-	-	-	-	-	-	-	-	-					80.03
DELIVERY FEE 19.5 YD TEMP - R	1,521	13,879	25	18	16	23	12	14	7	7	8	9	15	19	14					80.03
DELIVERY FEE 20 YD TEMP - R	3,281	24,542	23	23	31	34	33	33	21	23	12	16	13	26	41					80.03
DELIVERY FEE 30 YD TEMP - R	1,521	24,948	21	32	30	38	40	38	25	15	24	16	13	19	26					80.03
DELIVERY FEE 40 YD TEMP - R	1,441	15,002	20	23	25	19	13	10	8	7	17	14	13	18	16					80.03
CLEANING FEE 10 YD - RO	-	-	-	-	-	-	-	-	-	-	-	-	-	-	-					80.00
CLEANING FEE 20 YD - RO	-	155	1	-	-	-	-	-	-	-	-	-	-	-	0					160.00
CLEANING FEE 30 YD - RO	-	-	-	-	-	-	-	-	-	-	-	-	-	-	-					240.00
CLEANING FEE 40 YD - RO	-	1,000	-	-	-	-	-	-	-	-	-	-	-	3	-					320.00
LABOR CHARGE - RO	-	-	-	-	-	-	-	-	-	-	-	-	-	-	-					87.50
MILEAGE FEE - RO	11,988	147,280	3,779	4,041	3,269	4,018	3,287	3,863	3,443	2,874	3,539	3,006	3,122	3,396	3,470					3.53
ACCESS FEE - RO	241	2,836	69	69	71	76	74	82	91	74	95	89	85	81	80					2.96
REDELIVER FEE - RO	-	40	-	-	1	-	-	-	-	-	-	-	-	-	0					39.47
RELOCATION FEE - RO	-	699	2	1	3	3	4	3	1	2	1	2	2	2	2					32.01
RETURN TRIP FEE - RO	-	-	-	-	-	-	-	-	-	-	-	-	-	-	-					32.01
TAPPING FEE - RO	808	9,296	270	286	242	308	261	295	287	224	253	220	218	273	261					2.96
TIME FEE - RO	1,093	8,990	10	12	9	6	8	8	2	13	5	9	9	12	9					87.50
EWIGHT-RO	3,255	15,017	540	11,630	14,020	3,420	3,660	3,170	12,820	3,260	120	22,140	3,640	21,700	8,343					0.15
LID CHARGE - RO	2,155	26,704	554	541	461	560	496	576	519	415	520	477	463	491	506					4.39
INACTIVITY FEE - RO	5,827	75,021	-	-	-	-	-	-	-	-	-	-	-	-	-					-
LOCK FEE - RO	32	122	-	1	1	6	4	5	4	6	5	5	5	15	5					2.14
COMPACTOR DISCONNECT FEE	559	6,420	182	185	170	180	169	177	190	166	209	180	170	189	181					2.96
FINAL PULL 40 YD - RO	546	3,556	-	3	3	1	1	4	1	3	2	2	2	4	2					136.57
FINAL PULL 10 YD - RO	-	282	-	-	3	-	-	-	-	-	-	-	-	-	0					110.96
DRY RUN - RO	1,120	11,803	44	31	34	39	23	25	49	18	26	23	21	35	31					32.01
TOTAL DROP BOX HAULS/RENTAL	\$ 194,658.89	\$ 2,311,870.94	359.53	288	332	345	341	403	332	309	299	316	276	325	327					327
PASSTHROUGH DISPOSAL																				
DISPOSAL CHARGE - RO	272,179	3,423,224	2,370	2,512	2,186	2,693	2,309	2,699	2,599	2,141	2,498	2,288	2,183	2,287	2,397					
DISPOSAL FEE CONCRETE - R	549	6,180	-	-	-	-	-	-	-	-	-	-	-	-	-					-
DISPOSAL FEE ASBESTOS - R	-	-	-	-	-	-	-	-	-	-	-	-	-	-	-					-
DISPOSAL FEE CURBET - RO	-	-	-	-	-	-	-	-	-	-	-	-	-	-	-					-
DISPOSAL FEE SPECIAL - RO	-	-	-	-	-	-	-	-	-	-	-	-	-	-	-					-
DISPOSAL FEE DIRT - RO	-	578	-	-	-	-	-	-	-	-	-	-	-	-	-					-
DISPOSAL FEE DEMO - RO	-	-	-	-	-	-	-	-	-	-	-	-	-	-	-					-
DISPOSAL FEE METAL - RO	-	-	-	-	-	-	-	-	-	-	-	-	-	-	-					-
DISPOSAL FEE ITEM - RO	-	-	-	-	-	-	-	-	-	-	-	-	-	-	-					-
DISPOSAL FEE FURNITURE - R	-	-	-	-	-	-	-	-	-	-	-	-	-	-	-					-
DISPOSAL FEE TIRES - R	-	-	-	-	-	-	-	-	-	-	-	-	-	-	-					-
TOTAL PASSTHROUGH DISPOSAL	\$ 272,727.84	\$ 3,429,981.80	2,369.55	2,511.92	2,186.48	2,693.13	2,309.13	2,699.31	2,599.48	2,140.66	2,498.37	2,288.42	2,182.91	2,287.22	2,397.22					
Service Charges																				
FINANCE CHARGE	2,399	36,727	-	-	-	-	-	-	-	-	-	-	-	-	-					-
Covid-19 FINANCE CHARGE Reverse	-	-	-	-	-	-	-	-	-	-	-	-	-	-	-					-
COLLECTION AGENCY FEE	(312)	(1,347)	-	-	-	-	-	-	-	-	-	-	-	-	-					-
ADJUSTMENT FINANCE CHARGE	-	(1)	-	-	-	-	-	-	-	-	-	-	-	-	-					-
TOTAL SERVICE CHARGES	\$ 2,087.33	\$ 35,378.53																		
TOTAL REVENUE	\$ 3,016,732.34	\$ 36,220,731.09	155,347.67	155,836.22	155,431.11	156,047.80	155,620.45	155,444.44	154,942.97	154,356.77	154,381.10	154,602.96	154,710.60	155,659.84	166,346.85					

	MSW	LG	Rounding	Total	Price Out Rev	LG PI	Difference	
	2.65%	0.74%	3.39%	\$	774,529	728,479	46,050	
Recycle	6.77%	0.17%	6.93%	\$	413,869	413,869	(0)	
		24.85%	0.27%	25.12%	\$	647,178	647,178	0

Typically rates will go up in a test period (for like a dump fee filing). This is a unique situation in that these rates at the beginning of the test period included rates for COVID recovery that expired in the test period. Due to this there is a slightly higher rounding amount to obtain the Company's Revenue requirement which results in a slightly higher variance in the PI amounts between the LG and the Price Out.

Service Code Description	New Rate	Rev Increase	Yard Annual Rev
FINAL PULL 40 YD TEMP - R	141.20	763	24,720
COMPACTOR HAUL 10 YD - RO	126.87	219	6,980
HAUL 19.5 YD - RO	120.26	796	25,262
COMPACTOR HAUL 15 YD	139.00	187	5,979
COMPACTOR HAUL 20 YD - RO	159.97	1,781	56,645
CUSTOMER HAUL 20 YD - RO	120.26	53	1,640
HAUL 30 YD CLUST - RO	129.08	47	1,549
COMPACTOR HAUL 25 YD - RO	182.03	2,942	93,596
COMPACTOR HAUL 30 YD	198.58	3,394	107,865
COMPACTOR HAUL 35 YD - RO	209.61	1,018	32,500
COMPACTOR HAUL 40 YD	220.64	5,759	183,564
RENTAL FEE 10 YD MONTHLY	71.52	58	1,832
RENTAL FEE 19.5 YD MONTHLY	82.52	250	7,886
RENTAL FEE 20 YD MONTHLY	82.52	3,212	102,436
RENTAL FEE 30 YD MONTHLY	93.52	2,675	85,797
RENTAL FEE 40 YD MONTHLY	104.52	1,909	60,181
RENTAL FEE 10 YD TEMP - R	4.07	8	236
RENTAL FEE 19.5 YD TEMP - R	4.19	643	20,805
RENTAL FEE 20 YD TEMP - R	4.19	1,282	41,101
RENTAL FEE 30 YD TEMP - R	4.51	1,550	49,411
RENTAL FEE 40 YD TEMP - R	4.94	965	30,933
DELIVERY FEE 10 YD TEMP -	82.75	19	579
DELIVERY FEE 19.5 YD TEMP -	82.75	440	14,320
DELIVERY FEE 20 YD TEMP -	82.75	792	25,333
DELIVERY FEE 30 YD TEMP -	82.75	802	25,750
DELIVERY FEE 40 YD TEMP -	82.75	477	15,479
CLEANING FEE 10 YD - RO	82.71	-	-
CLEANING FEE 20 YD - RO	165.43	4	160
CLEANING FEE 30 YD - RO	248.14	-	-
CLEANING FEE 40 YD - RO	330.86	34	1,034
LABOR CHARGE - RO	90.47	-	-
MILEAGE FEE - RO	3.65	4,686	151,966
ACCESS FEE - RO	3.06	93	2,929
REDELIVER FEE - RO	40.81	1	41
RELOCATION FEE - RO	33.10	22	721
RETURN TRIP FEE - RO	33.10	-	-
TARPPING FEE - RO	3.06	304	9,600
TIME FEE - RO	90.47	290	9,281
EXWGHT-RO	0.16	510	15,526
LID CHARGE - RO	4.54	860	27,564
INACTIVITY FEE - RO	-	-	75,021
LOCK FEE - RO	2.21	4	126
COMPACTOR DISCONNECT FEE	3.06	210	6,631
FINAL PULL 40 YD - RO	141.20	116	3,672
FINAL PULL 10 YD - RO	114.73	8	290
DRY RUN - RO	33.10	379	12,182
TOTAL DROP BOX HAULS/RENTAL		72,262	2,384,133

PASSTHROUGH DISPOSAL	
DISPOSAL CHARGE - RO	
DISPOSAL FEE CONCRETE - R	
DISPOSAL FEE ASBESTOS - R	
DISPOSAL FEE CURBET - RO	
DISPOSAL FEE SPECIAL - RO	
DISPOSAL FEE DIRT - RO	
DISPOSAL FEE DEMO - RO	
DISPOSAL FEE METAL - RO	
DISPOSAL FEE ITEM - RO	
DISPOSAL FEE FURNITURE -	
DISPOSAL FEE TIRES -	
TOTAL PASSTHROUGH DISPOSAL	1,429,982

Service Charges	
FINANCE CHARGE	
Covid-19 FINANCE CHARGE Reverse	
COLLECTION AGENCY FEE	
ADJUSTMENT FINANCE CHARGE	
TOTAL SERVICE CHARGES	35,379
TOTAL REVENUE	

Lemay Enterprises	Increases %'s	
Test Period Ending 04/30/2024	Garbage	3.39%
	Recycling	6.93%
	Yard Waste	25.12%

	Current Tariff Rates	Rate Increase	Proposed 8/1/2024 Rates
Item 50, pg 14			
Returned check charge:	21.34	0.72	22.06
Item 51, pg 15			
Restart fees	11.44	0.39	11.83
Item 52, pg 15			
MSW/Recycling/YW Cart	17.93	0.61	18.54
Container Redelivery Fee	19.74	0.67	20.41
Drop Box Redelivery Fee	39.47	1.34	40.81
Item 60, pg 16			
Overtime charge per hr:	96.78	3.28	100.06
Minimum	96.78	3.28	100.06
Item 70, pg 17			
Return Trip:			
Cans	6.14	0.21	6.35
Drop Box	32.01	1.09	33.10
Container	16.01	0.54	16.55
Toter	6.14	0.21	6.35
Recycling Container	6.74	0.47	7.21
Yard Waste Container	6.37	1.60	7.97
Item 80, pg 19			
Carry-Out:			
Residential:			
5-25 feet	2.03	0.07	2.10
25+ plus add	1.71	0.06	1.77
Commercial:			
5-25 feet	0.47	0.02	0.49
25+ plus add	0.40	0.01	0.41
Drive-in:			
Over 125 feet	6.72	0.23	6.95
Each additional 1/10	3.41	0.12	3.53
Commercial:			
Over 125 feet	1.54	0.05	1.59
Each additional 1/10	0.79	0.03	0.82
Item 90, pg 20			
Residential			
Stairs - each step	0.27	0.01	0.28
Overhead Obstruction	0.75	0.03	0.78
Sunken	0.53	0.02	0.55
Commercial			
Stairs - each step	0.07	0.00	0.07
Overhead Obstruction	0.18	0.01	0.19
Sunken	0.12	0.00	0.12
Open & Closing Gate - Resi	3.31	0.11	3.42
Open & Closing Gate - Comm	0.77	0.03	0.80
Item 100, pg 21			
Residential Garbage (customer cans)			
Mini	9.94	0.34	10.28
1 can	14.10	0.48	14.58
2 can	21.56	0.73	22.29
3 can	30.37	1.03	31.40
4 can	38.58	1.31	39.89
5 can	46.71	1.59	48.30
1 can per month	6.89	0.23	7.12
Residential Garbage (carts)			
Mini	9.94	0.34	10.28
35 gal cart monthly	6.89	0.23	7.12
35 gal cart weekly	14.14	0.48	14.62
65 gal cart monthly	8.27	0.28	8.55
65 gal weekly	21.28	0.72	22.00
95 gal per month	10.45	0.35	10.80
95 gal weekly	29.76	1.01	30.77
Recycle Program			
With garbage	7.32	0.51	7.83
Recycle only	8.42	0.58	9.00
Item 100, pg 22			
Roll Out	2.67	0.09	2.76
Mini Can	4.05	0.14	4.19
32-gal can or unit	4.09	0.14	4.23
65-gal toter	7.80	0.26	8.06
95-gal toter	11.65	0.40	12.05
On Call	8.14	0.28	8.42
Item 100, pg 23			
Yardwaste Service			
90 gal EOW	8.41	2.11	10.52
Extra Unit	2.49	0.63	3.12
Special Pick-Up	11.72	2.94	14.66

Lemay Enterprises Test Period Ending 04/30/2024	Increases %'s	
	Garbage	3.39%
Recycling	6.93%	
Yard Waste	25.12%	

	Current Tariff Rates	Rate Increase	Proposed 8/1/2024 Rates
Item 105, pg 24			
Multi-Family			
Per unit	4.52	0.31	4.83
Item 150, pg 25			
Bulky Materials	12.63	0.43	13.06
Bulky additional	11.04	0.37	11.41
Bulky Minimum	20.47	0.69	21.16
Carry Chrg	4.85	0.16	5.01
Loose Materials	16.68	0.57	17.25
Loose additional	14.55	0.49	15.04
Loose Minimum	20.47	0.69	21.16
Carry Charge	5.27	0.18	5.45
Item 160, pg 26			
Single Rear Drive Axle:			
Non-packer	76.83	2.61	79.44
Packer	76.83	2.61	79.44
Drop-box Truck			
Each Extra Person:			
Non-packer	40.55	1.38	41.93
Packer	40.55	1.38	41.93
Drop-box Truck			
Minimum Charge:			
Non-packer	76.83	2.61	79.44
Packer	76.83	2.61	79.44
Drop-box Truck			
Tandem Rear Drive Axle:			
Truck and Driver:			
Non-packer			
Packer	87.50	2.97	90.47
RO	87.50	2.97	90.47
Each Extra Person:			
Non-packer			
Packer	40.55	1.38	41.93
RO	40.55	1.38	41.93
Minimum Charge:			
Non-packer			
Packer	87.50	2.97	90.47
RO	87.50	2.97	90.47
Item 205, pg 28			
Roll-Out:			
Container	2.67	0.09	2.76
Automated Carts or Toter	2.67	0.09	2.76
Item 207, pg 29			
Excess Weight:			
Drop Box	0.15	0.01	0.16
Item 210, pg 30			
Washing:			
Per Yard	8.00	0.27	8.27
Minimum	32.01	1.09	33.10
Item 230, pg 31			
Disposal Fees:			
Refuse (per ton)	119.00		119.00
Construction Debris, Sheetrock & Roofing	119.00		119.00
Asbestos	117.00		117.00
Tires	10.23		10.23
Refrigerated Appliances	10.23		10.23
Yard & Garden	37.00		37.00
Item 240, pg 32			
Permanent Container Rent:			
First Pickup			
1 yard	30.96	1.05	32.01
1.5 yard	38.97	1.32	40.29
2 yard	53.25	1.81	55.06
3 yard	66.59	2.26	68.85
4 yard	89.49	3.04	92.53
6 yard	108.46	3.68	112.14
8 yard	118.63	4.03	122.66
Additional Pickups:			
1 yard	16.44	0.56	17.00
1.5 yard	21.38	0.73	22.11
2 yard	27.11	0.92	28.03
3 yard	37.57	1.27	38.84
4 yard	47.61	1.62	49.23
6 yard	57.35	1.95	59.30
8 yard	65.90	2.24	68.14
Special Pickups:			
1 yard	21.04	0.71	21.75
1.5 yard	27.29	0.93	28.22

Lemay Enterprises Test Period Ending 04/30/2024	Increases %'s	
	Garbage	3.39%
Recycling	6.93%	
Yard Waste	25.12%	

	Current Tariff Rates	Rate Increase	Proposed 8/1/2024 Rates
2 yard	33.83	1.15	34.98
3 yard	49.52	1.68	51.20
4 yard	60.74	2.06	62.80
6 yard	71.43	2.42	73.85
8 yard	82.04	2.78	84.82
Temporary:			
Initial Delivery:			
1 yard	33.83	1.15	34.98
1.5 yard	33.83	1.15	34.98
2 yard	33.83	1.15	34.98
3 yard	33.83	1.15	34.98
4 yard	33.83	1.15	34.98
6 yard	33.83	1.15	34.98
8 yard	33.83	1.15	34.98
Pickups:			
1 yard	17.79	0.60	18.39
1.5 yard	24.41	0.83	25.24
2 yard	31.06	1.05	32.11
3 yard	46.90	1.59	48.49
4 yard	58.28	1.98	60.26
6 yard	69.09	2.34	71.43
8 yard	79.78	2.71	82.49
Rent per Day:			
1 yard	0.80	0.03	0.83
1.5 yard	1.06	0.04	1.10
2 yard	1.33	0.05	1.38
3 yard	1.76	0.06	1.82
4 yard	2.13	0.07	2.20
6 yard	2.39	0.08	2.47
8 yard	2.39	0.08	2.47
Overfilled	19.01	0.65	19.66
Unlocking/Unlatching	2.96	0.10	3.06
Item 245, pg 33			
Permanent Service			
32 Gallon			
First 5 grouped together	2.64	0.09	2.73
Single cans not grouped	2.64	0.09	2.73
Minimum monthly charge	14.39	0.49	14.88
Special Pickups			
32-gal	12.23	0.42	12.65
Each additional unit	3.81	0.13	3.94
35 Gallon			
First 5 grouped together	3.12	0.11	3.23
Single cans not grouped	3.12	0.11	3.23
Minimum monthly charge	14.82	0.50	15.32
65 gal			
First 5 grouped together	5.06	0.17	5.23
Single cans not grouped	5.06	0.17	5.23
Minimum monthly charge	21.89	0.74	22.63
95 Gal			
First 5 grouped together	6.77	0.23	7.00
Single cans not grouped	6.77	0.23	7.00
Minimum monthly charge	29.32	1.00	30.32
Item 255, pg 34			
Permanent Service			
Scheduled Pickups			
2 yd	89.17	3.03	92.20
3 yd	119.56	4.06	123.62
4 yd	148.35	5.03	153.38
Special Pickups			
2 yd	89.17	3.03	92.20
3 yd	119.56	4.06	123.62
4 yd	148.35	5.03	153.38
Unlocking/Unlatching	2.96	0.10	3.06
Compactor Disconnect/Reconnect	2.96	0.10	3.06
Item 260, pg 35			
Permanent Rent:			
10 yard	69.17	2.35	71.52
19.5 yard	79.81	2.71	82.52
20 yard	79.81	2.71	82.52
30 yard	90.45	3.07	93.52
40 yard	101.09	3.43	104.52
50 yard	179.83	6.10	185.93
Haul:			
First Pickup:			
10 yard	110.96	3.77	114.73
19.5 yard	116.31	3.95	120.26
20 yard	116.31	3.95	120.26

Lemay Enterprises	Increases %'s	
Test Period Ending 04/30/2024	Garbage	3.39%
	Recycling	6.93%
	Yard Waste	25.12%

	Current Tariff Rates	Rate Increase	Proposed 8/1/2024 Rates
30 yard	124.84	4.24	129.08
40 yard	136.57	4.63	141.20
50 yard	156.85	5.32	162.17
Additional Pickups:			
10 yard	110.96	3.77	114.73
19.5 yard	116.31	3.95	120.26
20 yard	116.31	3.95	120.26
30 yard	124.84	4.24	129.08
40 yard	136.57	4.63	141.20
50 yard	156.85	5.32	162.17
Temporary Delivery Fee:			
10 yard	80.03	2.72	82.75
19.5 yard	80.03	2.72	82.75
20 yard	80.03	2.72	82.75
30 yard	80.03	2.72	82.75
40 yard	80.03	2.72	82.75
50 yard	80.03	2.72	82.75
Pickup Rate			
10 yard	110.96	3.77	114.73
19.5 yard	116.31	3.95	120.26
20 yard	116.31	3.95	120.26
30 yard	124.84	4.24	129.08
40 yard	136.57	4.63	141.20
50 yard	156.85	5.32	162.17
Temporary DB (rent per day)			
10 yard	3.94	0.13	4.07
19.5 yard	4.05	0.14	4.19
20 yard	4.05	0.14	4.19
30 yard	4.36	0.15	4.51
40 yard	4.78	0.16	4.94
50 yard	10.93	0.37	11.30
Mileage	3.53	0.12	3.65
Tarps	2.96	0.10	3.06
Unlatch, Unlock	2.14	0.07	2.21
Lid Charge	4.39	0.15	4.54

Item 275, pg 36			
Customer owned (Compacted)			
First Pickup:			
10 yard	122.71	4.16	126.87
15 yard	134.44	4.56	139.00
16 yard	134.44	4.56	139.00
20 yard	154.72	5.25	159.97
25 yard	176.06	5.97	182.03
30 yard	192.06	6.52	198.58
Each Additional Pickup:			
10 yard	122.71	4.16	126.87
15 yard	134.44	4.56	139.00
16 yard	134.44	4.56	139.00
20 yard	154.72	5.25	159.97
25 yard	176.06	5.97	182.03
30 yard	192.06	6.52	198.58
Mileage	3.53	0.12	3.65
Unlatch, Unlock	2.96	0.10	3.06
Tarps	2.96	0.10	3.06
Disconnect/ Reconnect	2.96	0.10	3.06

Item 275, 37			
Customer owned (Compacted)			
First Pickup:			
35 yard	202.73	6.88	209.61
40 yard	213.40	7.24	220.64
Each Additional Pickup:			
35 yard	202.73	6.88	209.61
40 yard	213.40	7.24	220.64
Mileage	3.53	0.12	3.65
Unlatch, Unlock	2.96	0.10	3.06
Tarps	2.96	0.10	3.06
Disconnect/ Reconnect	2.96	0.10	3.06

MRF Equipment	
Land	
Total other Equipment	
Total Equipment	

Depreciation Summary -2183 Rural Garbage Service & Pacific Disposal and Butlers Co	Depreciation by Bill Area															
	Equipment	Total	Pacific/Rural	Yelm	Rainier	Commercial Recycling	2184	2185	Allocator							
Trucks																
Garbage																
Roll Off																
Residential/MF Recycling																
Yard Waste																
Commercial Recycle																
Total Trucks																
Containers:																
Containers																
Garbage Carts																
Drop Boxes																
Recycling Carts																
Yard Waste																
Carts (Mixed)																
Total Cont, Carts, Totes																
Service Equipment																
Shop Equipment																
Office Equipment																
Leasehold Improvements																
Building - Office																
Building - Shop																
MRF Building																

MRF Equipment

Land

Total other Equipment

Total Equipment



MRF Equipment

Land

Total other Equipment

Total Equipment




MRF Equipment

Land

Total other Equipment

Total Equipment



**Harold LeMay Enterprises, Inc. G-98
Pacific Disposal Allocation Calculation**

05/01/2023-04/30/2024

Note: This is the summary of a disposal fee calculation we performed for this rate case. Support available upon request.

Area	Cal lbs	Adj lbs	
Pacific Reg	225,516,626	153,234,402	100.00%
Residential	144,720,954	98,335,228	64.17%
Commercial	80,795,673	54,899,174	35.83%
Rainier Non-Reg	2,605,643	1,770,487	100.00%
Residential	1,790,035	1,216,296	68.70%
Commercial	815,608	554,191	31.30%
Yelm Non-Reg	13,099,425	8,900,818	100.00%
Residential	7,835,479	5,324,064	59.82%
Commercial	5,263,945	3,576,754	40.18%
Totals	241,221,695	163,905,707	

Allocation Percentage:	2024
Pacific/Rural Reg	93.49%
Rainier Non-Reg	1.08%
Yelm Non-reg	5.43%

Waste Connections, Inc.
 BS Close Report
 2023-04

Districts/Grouping: 2183
 Exclude IC:

System:
 SubSystem:

	(drill)	(drill)	(drill)	(drill)	(drill)	(drill)	(drill)	
	From Epicor - Current Mth Actual BS				Three Month BS Trend (from Epicor)			
	Posted	Current Mth Unposted	Staged	Total	Feb-23	Mar-23	Total Apr-23	Change from Prior Period
10051 Local Petty Cash Account								
10063 Wells Fargo Depository Account								
10070 Proceeds from Sale of Assets								
10071 Contra Proceeds from Sale of Assets								
10091 Pay Lockbox Clearing								
10092 Pay								
10093 Pay IC - KUBRA Payments								
10095 Pay ICT Inter District Receipts								
10097 EFT Pymt Clearing								
10098 Credit Card Pymt Clearing								
10099 Check & Cash Pymt Clearing								
Cash								
11501 Trade A/R Desert Micro								
11502 Trade A/R Desert Micro Receipts								
11510 Unbilled Trade A/R								
11599 A/R Refund Clearing Acct								
11701 Employee A/R								
11800 Other A/R								
11901 Provision for Bad Debts								
11902 Bad Debt Write Offs								
11903 Bad Debt Collected								
A/R								
12001 Inventory Parts								
12002 Inventory Diesel								
12003 Inventory Oil and Lube								
12004 Inventory Container								
12005 Inventory Tires								
Inventory								
13001 Prepaid Licenses and Permits								
13003 Prepaid Vehicle Use Tax								
13004 Prepaid Property Tax								
13008 Prepaid Other								
Prepays								
Curr Deferred								
Current Assets								
14002 Acquisition Land								
14011 Cap Ex Land Improvement								
14012 Acquisition Land Improvement								
14016 Depre Expense Land Improv								
14031 Cap Ex Heavy Equipment								
14032 Acquisition Heavy Equipment								
14033 Transfer/Reclass Heavy Equipment								
14036 Depre Exp Heavy Equipment								
14037 Transfer/Reclass Heavy Equipment								
14041 Cap Ex Trucks								
14042 Acquisitions Trucks								
14043 Transfer/Reclass Trucks								
14044 Sale/Disposition Trucks								
14046 Depre Exp Trucks								
14047 Transfer/Reclass Trucks								
14048 Sale/Disposition Trucks								
14051 Cap Ex Container								
14052 Acquisition Container								
14053 Transfer/Reclass Container								
14054 Sale/Disposition Container								
14056 Depre Exp Container								
14057 Transfer/Reclass AD Container								
14058 Sale/Disposition AD Container								
14071 Cap Ex Shop Equipment								
14073 Transfer/Reclass Shop Equipment								

Waste Connections, Inc.
BS Close Report
2023-04

Districts/Grouping: **2183**
 Exclude IC:

System:
 SubSystem:

(drill)				(drill)			(drill)		(drill)
From Epicor - Current Mth Actual BS				Three Month BS Trend (from Epicor)					
Posted	Current Mth			Total	Feb-23	Mar-23	Total Apr-23	Change from Prior Period	
	Unposted	Staged							

- 14076 Depre Exp Shop Equipment
- 14077 Transfer/Reclass AD Shop Equipment
- 14081 Cap Ex Building
- 14082 Acquisition Building
- 14086 Depre Exp Building
- 14101 Cap Ex Office Equipment
- 14106 Depre Exp Office Equipment
- 14111 Cap Ex Computer Equipment
- 14113 Transfer/Reclass Computer Equipment
- 14116 Depre Exp Computer Equipment
- 14117 Transfer/Reclass AD Computer Equipment
- 14201 Cap Ex Construction in Process
- Fixed Assets
- Notes Rec.
- 15111 Acquisition Goodwill
- Goodwill
- 15222 Transfer/Reclass Customer List
- 15226 Amort Expense Customer List
- 15227 Transfer/Reclass Amort Customer List
- 15261 Acquisition Indefinite Lived Intangibles
- Intangibles
- 16100 Deposits
- Deposits
- Restricted Funds
- Other Assets
- LOC Loan Fees
- 17100 Intercompany Corporate
- 18100 Investment Corporate
- Intercompany
- Total Assets**
- ST Contingent
- Curr Portion LTD
- 20120 AP - Accrued
- 20123 AP - Accrued Procurement Card
- 20140 AP - Sales Tax
- 20170 AP - Other
- 20175 Pass Thru Taxes
- 20177 AP - Franchise Tax Payable
- 20178 WUTC Tax Payable
- 20180 AP - Other Taxes
- A/P
- 20300 Unearned Revenue
- Unearned Rev
- 20320 Accrued Liabilities Wages Commissions
- 20321 Vacation Accrual
- 20325 Accrued Liabilities Other
- 20351 Accrued Liabilities Ins. - Workers Comp
- 20360 Accrued Liabilities - Property Tax
- Accrued Liab
- Current Liab**

--	--	--	--	--	--	--	--	--

Waste Connections, Inc.
BS Close Report
2024-04

Districts/Grouping: 2183
Exclude IC:

System:
SubSystem:

	(drill)	(drill)	(drill)	(drill)	(drill)	(drill)	(drill)	
	From Epicor - Current Mth Actual BS				Three Month BS Trend (from Epicor)			
	Current Mth			Total			Total	Change from
	Posted	Unposted	Staged	Total	Feb-24	Mar-24	Apr-24	Prior Period
10051 Local Petty Cash Account								
10063 Wells Fargo Depository Account								
10070 Proceeds from Sale of Assets								
10071 Contra Proceeds from Sale of Assets								
10091 Pay Lockbox Clearing								
10092 Pay								
10093 Pay IC - KUBRA Payments								
10095 Pay ICT Inter District Receipts								
10096 Refunds - Customer								
10097 EFT Pymt Clearing								
10098 Credit Card Pymt Clearing								
10099 Check & Cash Pymt Clearing								
Cash								
11501 Trade A/R Desert Micro								
11502 Trade A/R Desert Micro Receipts								
11510 Unbilled Trade A/R								
11599 A/R Refund Clearing Acct								
11701 Employee A/R								
11800 Other A/R								
11901 Provision for Bad Debts								
11902 Bad Debt Write Offs								
11903 Bad Debt Collected								
A/R								
12001 Inventory Parts								
12002 Inventory Diesel								
12003 Inventory Oil and Lube								
12004 Inventory Container								
12005 Inventory Tires								
Inventory								
13001 Prepaid Licenses and Permits								
13003 Prepaid Vehicle Use Tax								
13004 Prepaid Property Tax								
13008 Prepaid Other								
Prepays								
Curr Deferred								
Current Assets								
14002 Acquisition Land								
14011 Cap Ex Land Improvement								
14012 Acquisition Land Improvement								
14016 Depre Expense Land Improv								
14031 Cap Ex Heavy Equipment								
14032 Acquisition Heavy Equipment								
14033 Transfer/Reclass Heavy Equipment								
14036 Depre Exp Heavy Equipment								
14037 Transfer/Reclass Heavy Equipment								
14041 Cap Ex Trucks								
14042 Acquisitions Trucks								
14043 Transfer/Reclass Trucks								
14044 Sale/Disposition Trucks								
14046 Depre Exp Trucks								
14047 Transfer/Reclass Trucks								
14048 Sale/Disposition Trucks								
14051 Cap Ex Container								
14052 Acquisition Container								
14053 Transfer/Reclass Container								
14054 Sale/Disposition Container								
14056 Depre Exp Container								
14057 Transfer/Reclass AD Container								
14058 Sale/Disposition AD Container								
14071 Cap Ex Shop Equipment								

Waste Connections, Inc.
BS Close Report
2024-04

Districts/Grouping: **2183**
 Exclude IC:

System:
 SubSystem:

	(drill)	(drill)	(drill)	(drill)	(drill)	(drill)	(drill)	Change from Prior Period
	From Epicor - Current Mth Actual BS				Three Month BS Trend (from Epicor)			
	Current Mth				Feb-24	Mar-24	Total Apr-24	
Posted	Unposted	Staged	Total					
14073	Transfer/Reclass Shop Equipment							
14076	Depre Exp Shop Equipment							
14077	Transfer/Reclass AD Shop Equipment							
14081	Cap Ex Building							
14082	Acquisition Building							
14086	Depre Exp Building							
14101	Cap Ex Office Equipment							
14106	Depre Exp Office Equipment							
14111	Cap Ex Computer Equipment							
14113	Transfer/Reclass Computer Equipment							
14116	Depre Exp Computer Equipment							
14117	Transfer/Reclass AD Computer Equipment							
14121	Cap Ex Accruals							
14201	Cap Ex Construction in Process							
	Fixed Assets							
	Notes Rec.							
15111	Acquisition Goodwill							
	Goodwill							
15222	Transfer/Reclass Customer List							
15226	Amort Expense Customer List							
15227	Transfer/Reclass Amort Customer List							
15261	Acquisition Indefinite Lived Intangibles							
	Intangibles							
16100	Deposits							
	Deposits							
	Restricted Funds							
	Other Assets							
	LOC Loan Fees							
17100	Intercompany Corporate							
18100	Investment Corporate							
	Intercompany							
	Total Assets							
	ST Contingent							
	Curr Portion LTD							
20120	AP - Accrued							
20121	AP - Accrued CAPEX							
20123	AP - Accrued Procurement Card							
20140	AP - Sales Tax							
20170	AP - Other							
20175	Pass Thru Taxes							
20177	AP - Franchise Tax Payable							
20178	WUTC Tax Payable							
20180	AP - Other Taxes							
	A/P							
20300	Unearned Revenue							
	Unearned Rev							
20320	Accrued Liabilities Wages Commissions							
20321	Vacation Accrual							
20351	Accrued Liabilities Ins. - Workers Comp							
20360	Accrued Liabilities - Property Tax							
	Accrued Liab							

Waste Connections, Inc.
BS Close Report
2024-04

Districts/Grouping: 2183
Exclude IC:

System:
SubSystem:

	(drill) From Epicor - Current Mth Actual BS				(drill) Three Month BS Trend (from Epicor)			Change from Prior Period
	Posted	Current Mth		Total	Feb-24	Mar-24	Total Apr-24	
		Unposted	Staged					
Current Liab								
LTD								
Overdraft								
Other LTD								
LT Contingent								
Deferred Taxes								
Minority Int								
Loan Fees								
Total Liabilities								
Common Stock								
Other Equity								
Deferred Comp								
Unrealized Swap Val								
APIC								
Treasury								
Cumulative translation adjustment								
29100 Retained Earnings								
Retained Earnings								
Retained Earnings								
Total Liab & Equity								
BS Balance								
14301 Operating Lease ROU								
14304 Sale/Disposal of Operating Lease ROU								
14305 Operating Lease Depreciation								
20651 ST Operating Lease Liability								
20652 ST Operating Lease Payment								
20655 Accretion on ST Operating Lease								
20658 Operating Lease ST LT Reclass								
20659 Disposed ST Operating Lease Liability								
21651 LT Operating Lease Liability								
21658 LT Operating Lease ST LT Reclass								
Data Not Included								

Journal Entry Query Tool
6/1/15

NOTE: Ctrl+Shift+J to pull data

Bank System

Other Accounts

From: 03/01/15
To: 03/31/15

Default: 2103
Account: 1000
Subaccount:

Vendor Code:
Amount From:
Amount To:
Purchase:

Comments: 1000

Total of Entries: 41,546.00
Mean of Entries Mean: 136.29
0.00
0.00
Total: P = Posted, U = Unchecked, S = Shared, C = C, U = Unchecked, -1 = Reverse out there, 10000

Full Account: Full Account: Date: Amount USD: Amount CAD: NA: Journal Code Num: P/B: Journal Description: User: R Type: Vendor Code: One Time Vendor: Further Description: Date Doc: Doc Desc: Doc Cert Num: P: Cert Num: Vendor Order Num: Ticket Num: Document 2: Document 1: Class Code: Date Entered: Date Posted: Amt Val: Date Doc: Database

Journal Entry Query Tool
6/1/15

NOTE: Ctrl+Shift+J to pull data

Bank System

From: 03/01/15
To: 03/31/15

Other Related

Division: 2103
Account: 1000
Subaccount:

Vendor Code:

Vendor Code:
Amount From:
Amount To:
Purchase:

Comments:

0000

Total of Entries: 41,546.00
Mean of Entries Dates: 03/01/15
Mean of Entries Dates: 03/01/15


Full Account: Date Amount USD Amount CAD Nat Journal Control Num P/BUSF Journal Description User RType Vendor Code One Time Vendor Further Description Date Doc Doc Desc Doc Cont Num P3 Cont Num Vendor Order Num Ticket Num Document 2 Document 1 Class Code Date Entered Date Posted Amt Nat Date Desc Database

Waste Connections, Inc.
Corporate P&L Detail


Year Ended				
5,6,7,8,9,10,11,12	1,2,3,4			
2023	2024			
Actual	Actual	Adjustments	Adjusted Total	



Year Ended			
5,6,7,8,9,10,11,12	1,2,3,4		
2023	2024		
Actual	Actual	Adjustments	Adjusted Total



Year Ended				
5,6,7,8,9,10,11,12	1,2,3,4			
2023	2024			
Actual	Actual	Adjustments	Adjusted Total	



Jan-March 201 April - July 2023 ugust - April 2024

Waste Connections, Inc.
IS 210 - PL Review
2024-04

- 70035 Safety Bonuses
- 70036 Other Bonus/Commission - Non-Safety
- 70037 Termination Pay
- 70086 Safety and Training
- 70090 WCN Training
- 70095 Empl & Commun Activ
- 70105 Employee Relocation
- 70110 Contributions
- 70116 Pension and Profit Sharing
- 70147 Bldg & Property Maint
- 70165 Communications
- 70167 Cellular Telephone
- 70170 Qualifying Operating Lease Expense
- 70171 Variable Qualifying Lease Expense
- 70185 Postage
- 70190 Registration Fees
- 70195 Dues and Subscriptions
- 70200 Travel
- 70201 Entertainment
- 70202 Excursions Meetings
- 70203 Lodging
- 70205 Travel - Auto
- 70206 Meals
- 70207 Meals with Customers
- 70210 Office Supplies and Equip
- 70214 Credit Card Fees
- 70215 Bank Charges
- 70216 Outside Storages
- 70225 Advertising and Promotions
- 70230 External Recruiter Fees
- 70231 Recruitment Advertising & Expenses
- 70232 Recruitment Travel Expenses
- 70255 Other Prof Fees
- 70275 Property Taxes
- 70301 Computer Software
- 70302 Computer Supplies
- 70303 Software License Fees
- 70320 Credit and Collection
- 70326 Deductible Current Year
- 70330 Equipment/Truck Rodeo
- 70336 Coffee Bar
- 70902 Visual Lease Clearing Account

G&A



Jan-March 201 April - July 2023 August - April 2024

Waste Connections, Inc.
IS 210 - PL Review
2024-04



WASTE CONNECTIONS, INC.
CONSOLIDATED BALANCE SHEETS
(IN THOUSANDS OF U.S. DOLLARS, EXCEPT SHARE AND PER SHARE AMOUNTS)

	December 31,	
	2023	2022
ASSETS		
Current assets:		
Cash and equivalents	\$ 78,399	\$ 78,637
Accounts receivable, net of allowance for credit losses of \$23,553 and \$22,939 at December 31, 2023 and 2022, respectively	856,953	833,862
Prepaid expenses and other current assets	206,433	205,146
Total current assets	1,141,785	1,117,645
Restricted cash	105,639	102,727
Restricted investments	70,350	68,099
Property and equipment, net	7,228,331	6,950,915
Operating lease right-of-use assets	261,782	192,506
Goodwill	7,404,400	6,902,297
Intangible assets, net	1,603,541	1,673,917
Other assets, net	100,048	126,497
Total assets	<u>\$ 17,915,876</u>	<u>\$ 17,134,603</u>
LIABILITIES AND EQUITY		
Current liabilities:		
Accounts payable	\$ 642,455	\$ 638,728
Book overdraft	14,855	15,645
Deferred revenue	355,203	325,002
Accrued liabilities	521,428	431,247
Current portion of operating lease liabilities	32,533	35,170
Current portion of contingent consideration	94,996	60,092
Current portion of long-term debt and notes payable	26,462	6,759
Total current liabilities	1,687,932	1,512,643
Long-term portion of debt and notes payable	6,724,771	6,890,149
Long-term portion of operating lease liabilities	238,440	165,462
Long-term portion of contingent consideration	20,034	21,323
Deferred income taxes	1,022,480	1,013,742
Other long-term liabilities	524,438	417,640
Total liabilities	10,218,095	10,020,959
Commitments and contingencies (Note 13)		
Equity:		
Common shares: 257,659,921 shares issued and 257,600,479 shares outstanding at December 31, 2023; 257,211,175 shares issued and 257,145,716 shares outstanding at December 31, 2022	3,276,661	3,271,958
Additional paid-in capital	284,284	244,076
Accumulated other comprehensive loss	(9,826)	(56,830)
Treasury shares: 59,442 and 65,459 shares at December 31, 2023 and 2022, respectively	—	—
Retained earnings	4,141,690	3,649,494
Total Waste Connections' equity	7,692,809	7,108,698
Noncontrolling interest in subsidiaries	4,972	4,946
Total equity	7,697,781	7,113,644
Total liabilities and equity	<u>\$ 17,915,876</u>	<u>\$ 17,134,603</u>

ST Debt 26,462,000

LT Deb 6,724,771,000

Equity 7,697,781,000

The accompanying notes are an integral part of these consolidated financial statements.

WASTE CONNECTIONS, INC.
CONSOLIDATED STATEMENTS OF NET INCOME
(IN THOUSANDS OF U.S. DOLLARS, EXCEPT SHARE AND PER SHARE AMOUNTS)

	Years Ended December 31,		
	2023	2022	2021
Revenues	\$ 8,021,951	\$ 7,211,859	\$ 6,151,361
Operating expenses:			

Cost of operations	4,744,513	4,336,012	3,654,074
Selling, general and administrative	799,119	696,467	612,337
Depreciation	845,638	763,285	673,730
Amortization of intangibles	157,573	155,675	139,279
Impairments and other operating items	238,796	18,230	32,316
Operating income	1,236,312	1,242,190	1,039,625
Interest expense	(274,642)	(202,331)	(162,796)
Interest income	9,350	5,950	2,916
Other income, net	12,481	3,154	6,285
Loss on early extinguishment of debt	—	—	(115,288)
Income before income tax provision	983,501	1,048,963	770,742
Income tax provision	(220,675)	(212,962)	(152,253)
Net income	762,826	836,001	618,489
Less: Net income attributable to noncontrolling interests	(26)	(339)	(442)
Net income attributable to Waste Connections	\$ 762,800	\$ 835,662	\$ 618,047
Earnings per common share attributable to Waste Connections' common shareholders:			
Basic	\$ 2.96	\$ 3.25	\$ 2.37
Diluted	\$ 2.95	\$ 3.24	\$ 2.36
Shares used in the per share calculations:			
Basic	257,551,129	257,383,578	261,166,723
Diluted	258,149,244	258,038,801	261,728,470
Cash dividends per common share	\$ 1.050	\$ 0.945	\$ 0.845

Interest Ex 274,642,000

The accompanying notes are an integral part of these consolidated financial statements.

Weighted interest based on notes

Long-Term Debt as of Dec 31, 2023 (in 000's)	Rate	Total	% of Total	Weighted Coupon Rate
Credit Agreement - Revolver Agreement	6.40%	453,245	6.7%	0.43%
Credit Agreement - Term Loan	6.50%	650,000	9.5%	0.62%
Term Loan Agreement - Term Loan	6.44%	800,000	11.7%	0.76%
2028 Senior Notes	4.25%	500,000	7.3%	0.31%
2029 Senior Notes	3.50%	500,000	7.3%	0.26%
2030 Senior Notes	2.60%	600,000	8.8%	0.23%
2032 Senior Notes	2.20%	650,000	9.5%	0.21%
2032 Senior Notes	3.20%	500,000	7.3%	0.23%
2033 Senior Notes	4.20%	750,000	11.0%	0.46%
2050 Senior Notes	3.05%	500,000	7.3%	0.22%
2052 Senior Notes	2.95%	850,000	12.5%	0.37%
Other Debt (non-specific)	5.00%	58,808	0.9%	0.04%
Total		6,812,053	100.0%	4.14%

Previously Entered 4.25%

Corporate	Debt to Equity Ratio		Allowable In LG
Debt	\$	6,751,233,000	40%
Equity	\$	7,697,781,000	60%
Total Debt & Equity	\$	14,449,014,000	

District Level	Debt to Equity Ratio		Allowable In LG
Debt	\$	-	0%
Equity	\$	61,480,713	100%
Total Debt & Equity	\$	61,480,713	

Interest as a % of Debt		
Interest Expense	\$	274,642,000
Debt	\$	6,751,233,000
Interest as a % of Debt		4.14%