




	Aug-22	Sep-22	Oct-22	Nov-22	Dec-22	Jan-23
98501 Days - Weekdays	23	22	21	22	22	22




	Aug-22	Sep-22	Oct-22	Nov-22	Dec-22	Jan-23
98501 Days - Weekdays	23	22	21	22	22	22




	Aug-22	Sep-22	Oct-22	Nov-22	Dec-22	Jan-23
98501 Days - Weekdays	23	22	21	22	22	22




	Aug-22	Sep-22	Oct-22	Nov-22	Dec-22	Jan-23
98501 Days - Weekdays	23	22	21	22	22	22



	Aug-22	Sep-22	Oct-22	Nov-22	Dec-22	Jan-23
98501 Days - Weekdays	23	22	21	22	22	22




	Feb-23	Mar-23	Apr-23	May-23	Jun-23	Jul-23
98501 Days - Weekdays	20	23	20	23	22	21



	Feb-23	Mar-23	Apr-23	May-23	Jun-23	Jul-23
98501 Days - Weekdays	20	23	20	23	22	21


	Feb-23	Mar-23	Apr-23	May-23	Jun-23	Jul-23
98501 Days - Weekdays	20	23	20	23	22	21

	Feb-23	Mar-23	Apr-23	May-23	Jun-23	Jul-23
98501 Days - Weekdays	20	23	20	23	22	21
						

		Feb-23	Mar-23	Apr-23	May-23	Jun-23	Jul-23
98501	Days - Weekdays	20	23	20	23	22	21
							<i>Check</i>

		Total	
98501	Days - Weekdays	261	0%
			3%
			1%
			1%
			9%
			1%
			9%
			37%
			0%
			4%
			0%
			29%
			0%
			0%
			5%
			0%
			99%
			(0%)
			0%
			0%
			0%
			0%
			0%
			0%
			100%
			33%
			0%
	0%		
	34%		
	1%		
	0%		
	1%		
	0%		
	5%		
	0%		
	5%		
	0%		
	0%		

		Total	
98501	Days - Weekdays	261	0%
			0%
			0%
			0%
			0%
			0%
			1%
			1%
			0%
			0%
			0%
			0%
			0%
			1%
			0%
			0%
			0%
			0%
			0%
			0%
			0%
			0%
			0%
			0%
			2%
			0%
			2%
			(0%)
			0%
			0%
			0%
	0%		
	3%		
	2%		
	2%		
	42%		
	18%		
	2%		
	1%		
	0%		
	0%		
	0%		

		Total	
98501	Days - Weekdays	261	0%
			8%
			(3%)
			(3%)
			(3%)
			(3%)
			(3%)
	0		

Olympic Disposal Districts (2112)

For the Year Ended 7/31/2023

Total Company P&L Recast into Rate Review Rate Codes

1 2 3 4 5 6 7 8 9 10

Abbreviations		Clallam (UTC)	Jefferson (UTC)
Driver Hours	DH		
DH excluding Mill Hauls	DH Haul		
Long Haul Hours	Long Haul		
Revenue	REV		
Customers	CUST		
	BILLED CUST		
	COMM CUST		
	CONT Count		
Recycle Ton	RTONS		
MRF Operated Expenses	MRF		
Actual	ACT		

USO A #	GL Code	Description	Allocator	Per IS - AS Booked	Restating Adjustments	Pro forma Adjustme	Adjusted IS for UTC	Clallam (UTC)	Jefferson (UTC)
---------	---------	-------------	-----------	--------------------	-----------------------	--------------------	---------------------	---------------	-----------------

--	--	--	--	--	--	--	--	--	--

Olympic Disposal Districts (2112)

For the Year Ended 7/31/2023

Total Company P&L Recast into Rate Review Rate Codes

1 2 3 4 5 6 7 8 9 10

Abbreviations		Clallam (UTC)	Jefferson (UTC)
Driver Hours	DH		
DH excluding Mill Hauls	DH Haul		
Long Haul Hours	Long Haul		
Revenue	REV		
Customers	CUST		
	BILLED CUST		
	COMM CUST		
	CONT Count		
Recycle Ton	RTONS		
MRF Operated Expenses	MRF		
Actual	ACT		

USO A #	GL Code	Description	Allocator	Per IS - AS Booked	Restating Adjustments	Pro forma Adjustme	Adjusted IS for UTC	Clallam (UTC)	Jefferson (UTC)
---------	---------	-------------	-----------	--------------------	-----------------------	--------------------	---------------------	---------------	-----------------

--	--	--	--	--	--	--	--	--	--

Olympic Disposal Districts (2112)

For the Year Ended 7/31/2023

Total Company P&L Recast into Rate Review Rate Codes

1 2 3 4 5 6 7 8 9 10

Abbreviations		Clallam (UTC)	Jefferson (UTC)
Driver Hours	DH		
DH excluding Mill Hauls	DH Haul		
Long Haul Hours	Long Haul		
Revenue	REV		
Customers	CUST		
	BILLED CUST		
	COMM CUST		
	CONT Count		
Recycle Ton	RTONS		
MRF Operated Expenses	MRF		
Actual	ACT		

USO A #	GL Code	Description	Allocator	Per IS - AS Booked	Restating Adjustments	Pro forma Adjustme	Adjusted IS for UTC	Clallam (UTC)	Jefferson (UTC)
---------	---------	-------------	-----------	--------------------	-----------------------	--------------------	---------------------	---------------	-----------------

--	--	--	--	--	--	--	--	--	--

Olympic Disposal Districts (2112)

For the Year Ended 7/31/2023

Total Company P&L Recast into Rate Review Rate Codes

1 2 3 4 5 6 7 8 9 10

Abbreviations		Clallam (UTC)	Jefferson (UTC)
Driver Hours	DH		
DH excluding Mill Hauls	DH Haul		
Long Haul Hours	Long Haul		
Revenue	REV		
Customers	CUST		
	BILLED CUST		
	COMM CUST		
	CONT Count		
Recycle Ton	RTONS		
MRF Operated Expenses	MRF		
Actual	ACT		

USO A #	GL Code	Description	Allocator	Per IS - AS Booked	Restating Adjustments	Pro forma Adjustme	Adjusted IS for UTC	Clallam (UTC)	Jefferson (UTC)
[Redacted Content]									

Olympic Disposal Districts (2112)

For the Year Ended 7/31/2023

Total Company P&L Recast into Rate Review Rate Codes

1 2 3 4 5 6 7 8 9 10

Abbreviations		Clallam (UTC)	Jefferson (UTC)
Driver Hours	DH		
DH excluding Mill Hauls	DH Haul		
Long Haul Hours	Long Haul		
Revenue	REV		
Customers	CUST		
	BILLED CUST		
	COMM CUST		
	CONT Count		
Recycle Ton	RTONS		
MRF Operated Expenses	MRF		
Actual	ACT		

USO A #	GL Code	Description	Allocator	Per IS - AS Booked	Restating Adjustments	Pro forma Adjustme	Adjusted IS for UTC	Clallam (UTC)	Jefferson (UTC)
[Redacted Content]									

Olympic Disposal Districts (2112)

For the Year Ended 7/31/2023

Total Company P&L Recast into Rate Review Rate Codes

1 2 3 4 5 6 7 8 9 10

Abbreviations		Clallam (UTC)	Jefferson (UTC)
Driver Hours	DH		
DH excluding Mill Hauls	DH Haul		
Long Haul Hours	Long Haul		
Revenue	REV		
Customers	CUST		
	BILLED CUST		
	COMM CUST		
	CONT Count		
Recycle Ton	RTONS		
MRF Operated Expenses	MRF		
Actual	ACT		

USO A #	GL Code	Description	Allocator	Per IS - AS Booked	Restating Adjustments	Pro forma Adjustme	Adjusted IS for UTC	Clallam (UTC)	Jefferson (UTC)
---------	---------	-------------	-----------	--------------------	-----------------------	--------------------	---------------------	---------------	-----------------

[Redacted Data]									
-----------------	--	--	--	--	--	--	--	--	--

Olympic Disposal Districts (2112)

For the Year Ended 7/31/2023

Total Company P&L Recast into Rate Review Rate Codes

1 2 3 4 5 6 7 8 9 10

Abbreviations		Clallam (UTC)	Jefferson (UTC)
Driver Hours	DH		
DH excluding Mill Hauls	DH Haul		
Long Haul Hours	Long Haul		
Revenue	REV		
Customers	CUST		
	BILLED CUST		
	COMM CUST		
	CONT Count		
Recycle Ton	RTONS		
MRF Operated Expenses	MRF		
Actual	ACT		

USO A #	GL Code	Description	Allocator	Per IS - AS Booked	Restating Adjustments	Pro forma Adjustme	Adjusted IS for UTC	Clallam (UTC)	Jefferson (UTC)
---------	---------	-------------	-----------	--------------------	-----------------------	--------------------	---------------------	---------------	-----------------

--	--	--	--	--	--	--	--	--	--

Olympic Disposal Districts (2112)

For the Year Ended 7/31/2023

Total Company P&L Recast into Rate Review Rate Codes

1 2 3 4 5 6 7 8 9 10

Abbreviations		Clallam (UTC)	Jefferson (UTC)
Driver Hours	DH		
DH excluding Mill Hauls	DH Haul		
Long Haul Hours	Long Haul		
Revenue	REV		
Customers	CUST		
	BILLED CUST		
	COMM CUST		
	CONT Count		
Recycle Ton	RTONS		
MRF Operated Expenses	MRF		
Actual	ACT		

USO A #	GL Code	Description	Allocator	Per IS - AS Booked	Restating Adjustments	Pro forma Adjustme	Adjusted IS for UTC	Clallam (UTC)	Jefferson (UTC)
[Redacted Data]									

Olympic Disposal Districts (2112)

For the Year Ended 7/31/2023

Total Company P&L Recast into Rate Review Rate Codes

1 2 3 11 12 13 14

	Mill Hauls (UTC)	Non-Reg	Total
Driver Hours			
DH excluding Mill Hauls			
Long Haul Hours			
Revenue			
Customers			
Recycle Ton			
MRF Operated Expenses			
Actual			

GL Code	Description	Allocator	Mill Long Hauls (UTC)	Non-Regulated	Total Allocated
[Redacted Data]					

Olympic Disposal Districts (2112)

For the Year Ended 7/31/2023

Total Company P&L Recast into Rate Review Rate Codes

1 2 3 11 12 13 14

	Mill Hauls (UTC)	Non-Reg	Total
Driver Hours			
DH excluding Mill Hauls			
Long Haul Hours			
Revenue			
Customers			
Recycle Ton			
MRF Operated Expenses			
Actual			

GL Code	Description	Allocator	Mill Long Hauls (UTC)	Non-Regulated	Total Allocated
[Redacted Content]					

Olympic Disposal Districts (2112)

For the Year Ended 7/31/2023

Total Company P&L Recast into Rate Review Rate Codes

1 2 3 11 12 13 14

	Mill Hauls (UTC)	Non-Reg	Total
Driver Hours			
DH excluding Mill Hauls			
Long Haul Hours			
Revenue			
Customers			
Recycle Ton			
MRF Operated Expenses			
Actual			

GL Code	Description	Allocator	Mill Long Hauls (UTC)	Non-Regulated	Total Allocated
[Redacted Data]					

Olympic Disposal Districts (2112)

For the Year Ended 7/31/2023

Total Company P&L Recast into Rate Review Rate Codes

1 2 3 11 12 13 14

	Mill Hauls (UTC)	Non-Reg	Total
Driver Hours			
DH excluding Mill Hauls			
Long Haul Hours			
Revenue			
Customers			
Recycle Ton			
MRF Operated Expenses			
Actual			

GL Code	Description	Allocator	Mill Long Hauls (UTC)	Non-Regulated	Total Allocated
[Redacted Data]					

Olympic Disposal Districts (2112)

For the Year Ended 7/31/2023

Total Company P&L Recast into Rate Review Rate Codes

1 2 3 11 12 13 14

	Mill Hauls (UTC)	Non-Reg	Total
Driver Hours			
DH excluding Mill Hauls			
Long Haul Hours			
Revenue			
Customers			
Recycle Ton			
MRF Operated Expenses			
Actual			

GL Code	Description	Allocator	Mill Long Hauls (UTC)	Non-Regulated	Total Allocated
[Redacted Data]					

Olympic Disposal Districts (2112)

For the Year Ended 7/31/2023

Total Company P&L Recast into Rate Review Rate Codes

1 2 3 11 12 13 14

	Mill Hauls (UTC)	Non-Reg	Total
Driver Hours			
DH excluding Mill Hauls			
Long Haul Hours			
Revenue			
Customers			
Recycle Ton			
MRF Operated Expenses			
Actual			

GL Code	Description	Allocator	Mill Long Hauls (UTC)	Non-Regulated	Total Allocated
[Redacted Content]					

Olympic Disposal Districts (2112)

For the Year Ended 7/31/2023

Total Company P&L Recast into Rate Review Rate Codes

1 2 3 11 12 13 14

	Mill Hauls (UTC)	Non-Reg	Total
Driver Hours			
DH excluding Mill Hauls			
Long Haul Hours			
Revenue			
Customers			
Recycle Ton			
MRF Operated Expenses			
Actual			

GL Code	Description	Allocator	Mill Long Hauls (UTC)	Non-Regulated	Total Allocated
[Redacted Data]					

Olympic Disposal Districts (2112)

For the Year Ended 7/31/2023

Total Company P&L Recast into Rate Review Rate Codes

1 2 3 11 12 13 14

	Mill Hauls (UTC)	Non-Reg	Total
Driver Hours			
DH excluding Mill Hauls			
Long Haul Hours			
Revenue			
Customers			
Recycle Ton			
MRF Operated Expenses			
Actual			

GL Code	Description	Allocator	Mill Long Hauls (UTC)	Non-Regulated	Total Allocated

Olympic Disposal Districts (2112)

For the Year Ended 7/31/2023

Total Company P&L Recast into Rate Review Rate Codes

1 2 3 15

- Driver Hours
- DH excluding Mill Hauls
- Long Haul Hours
- Revenue
- Customers
- Recycle Ton
- MRF Operated Expenses
- Actual

GL Code	Description	Allocator	Check

For the Year Ended 7/31/2023

Total Company P&L Recast into Rate Review Rate Codes

1 2 3 15

- Driver Hours
- DH excluding Mill Hauls
- Long Haul Hours
- Revenue
- Customers
- Recycle Ton
- MRF Operated Expenses
- Actual

GL Code	Description	Allocator	Check

Olympic Disposal Districts (2112)

For the Year Ended 7/31/2023

Total Company P&L Recast into Rate Review Rate Codes

1 2 3 15

Driver Hours
DH excluding Mill Hauls
Long Haul Hours
Revenue
Customers
Recycle Ton
MRF Operated Expenses
Actual

GL Code	Description	Allocator	Check

Olympic Disposal Districts (2112)

For the Year Ended 7/31/2023

Total Company P&L Recast into Rate Review Rate Codes

1 2 3 15

Driver Hours
DH excluding Mill Hauls
Long Haul Hours
Revenue
Customers
Recycle Ton
MRF Operated Expenses
Actual

GL Code	Description	Allocator	Check
[Redacted Content]			

Olympic Disposal Districts (2112)

For the Year Ended 7/31/2023

Total Company P&L Recast into Rate Review Rate Codes

1 2 3 15

Driver Hours
DH excluding Mill Hauls
Long Haul Hours
Revenue
Customers
Recycle Ton
MRF Operated Expenses
Actual

GL Code	Description	Allocator	Check
[Redacted Content]			

Olympic Disposal Districts (2112)

For the Year Ended 7/31/2023

Total Company P&L Recast into Rate Review Rate Codes

1 2 3 15

Driver Hours
DH excluding Mill Hauls
Long Haul Hours
Revenue
Customers
Recycle Ton
MRF Operated Expenses
Actual

GL Code	Description	Allocator	Check
[Redacted Content]			

Olympic Disposal Districts (2112)

For the Year Ended 7/31/2023

Total Company P&L Recast into Rate Review Rate Codes

1 2 3 15

Category	1	2	3	15
Driver Hours				
DH excluding Mill Hauls				
Long Haul Hours				
Revenue				
Customers				
Recycle Ton				
MRF Operated Expenses				
Actual				


-


GL Code	Description	Allocator	Check


Olympic Disposal Districts (2112)
For the Year Ended 7/31/2023
Regulated LOB P&L


Abbreviations		
	MSW	Recycling
Driver Hours DH		
Revenue REV		
Customers CUST		
BILLED CUST		
Actual ACT		

USOA #	GL Code	Description	Allocator	Total Clallam Regulated	MSW	Recycling	Check
[Redacted Content]							












Olympic Disposal Districts (2112)
For the Year Ended 7/31/2023
Regulated LOB P&L


Abbreviations		
	MSW	Recycling
Driver Hours DH		
Revenue REV		
Customers CUST		
BILLED CUST		
Actual ACT		

USOA #	GL Code	Description	Allocator	Total Clallam Regulated	MSW	Recycling	Check
[Redacted Content]							










Olympic Disposal G-9
Restating Adjustments

Reconcile Revenue to Detailed Billing Records and Determine Regulated vs. Non-Regulated Breakout



Calculation of Actual Long Haul TV Expense



Corporate OH Adjustment: 2112





Employee Free Service - Reduction in disposal expense



Adjust WUTC Fee to Actual



Supervisor Allocation to MRF



MRF Fuel Allocation



[Redacted]


[Redacted]

[Redacted]

[Redacted]

[Redacted]

[Redacted]






Customer Notification:

Residential	15,489	0.66	\$	10,223
Commercial	1,878	0.66	\$	1,239
Roll-off	117	0.66	\$	78
<i>check</i>	-		\$	11,540

Amortize over 24-months

\$5,770 (C)







business/prices.htm


[Quick Tools](#)
[Send](#)
[Receive](#)
[Shop](#)
[Business](#)
[International](#)
[Help](#)

English Locations Support Informed Delivery

Mailing & Shipping Prices

You can check out the starting prices for many of our domestic and international mailing and shipping options below or visit the Postal Explorer® website to review the full [USPS® Price List](#).

Not sure which mailing service you need? [Compare Our Services](#).

Save with Online Shipping: With the new, [enhanced Click-N-Ship® service](#), domestic shippers get lower Commercial Rates on many services.



Cost of First-Class™ Stamps

Letter Stamps

[Standard-sized](#), rectangular envelopes
From **\$0.66**

Square, Oversized, or Unusual Envelopes
From **\$1.06**

Postcard Stamps

[Standard-sized](#), rectangular postcards
From **\$0.51**


Global Forever® (International)


[Standard-sized](#), rectangular envelopes
From **\$1.50**

Olympic Disposal
Summary of Key Allocators

Line of Business	Clallam (UTC)	Jefferson (UTC)	Mill Long Hauls (UTC)	Non-Reg Cities	Total
[Redacted Content]					







Murrey's Disposal Co., Inc. G-9
 dba Olympic Disposal
 Clallam Regulated Price Out
 August 1, 2022 - July 31, 2023

Service Code	Service Code Description	Tariff Rate Monthly Rate	Tariff Page	Aug-22 Revenue
<u>RESIDENTIAL SERVICES</u>				
<u>RESIDENTIAL GARBAGE</u>				
20RW1	1-20 GAL CART WEEKLY SVC	\$16.81	22	151
32RE1	1-32 GAL CAN-EOW SVC	\$12.68	22	13
35RW1	1-35 GAL CART WEEKLY SVC	\$24.35	22	37,450
96RW1	1-96 GAL CART WEEKLY SVC	\$41.30	22	49,049
CARRYRE	CARRYOUT PER CAN-EOW	\$0.83	19	2
CARRYRW	CARRYOUT PER CAN-WKLY	\$1.65	19	8
EXTRAR	EXTRA CAN/BAGS	\$6.96	22A	574
OFOWR	OVERFILL/OVERWEIGHT CHG	\$6.53	16A	42
RDELCART	RE-DELIVERY FEE-CART	\$20.51	15	92
RESTART	SERVICE RESTART FEE	\$10.25	15	138
TRIPRCANS	RETURN TRIP CHARGE - CANS	\$6.17	17	9
60RW1	1-60 GAL CART WEEKLY SVC	\$31.75	22	111,303
35RE1	1-35 GAL CART EOW SVC	\$14.05	22	14,594
35RM1	1-35 GAL MONTHLY	\$8.60	22	1,195
60RE1	1-60GAL CART EOW SVC	\$18.19	22	47,198
60RE2	2-60 GAL CARTS EOW SVC	\$36.38	22	109
60RM1	1-60 GAL CART MONTHLY SVC	\$12.33	22	2,010
60RW2	2-60 GAL CARTS WEEKLY SVC	\$63.50	22	953
96RE1	1-96 GAL EOW	\$23.64	22	16,536
96RM1	1-96 GAL MONTHLY	\$15.94	22	550
DRVNRE1	DRIVE IN UP TO 250-EOW	\$5.39	19	97
DRVNRE2	DRIVE IN OVER 250-EOW	\$5.39	19	140
DRVNRM1	DRIVE IN UP TO 250-MTHLY	\$5.39	19	11
DRVNRW1	DRIVE IN UP TO 250	\$5.39	19	151
DRVNRW2	DRIVE IN OVER 250	\$5.39	19	156
RCARRYOUT 5-25	RESI CARRYOUT FEE 5-25 FT	\$1.65	19	16
RCARRYOUT OVER 25	RESI CARRYOUT FEE 25+ FT	\$0.83	19	6
SP35-RES	SPECIAL PICKUP 35GL RES	\$8.50	22A	47
SP60-RES	SPECIAL PICKUP 60GL RES	\$8.50	22A	115
SP96-RES	SPECIAL PICKUP 96GL RES	\$8.50	22A	51
RGATE	RESI GATE CHARGE	\$2.53	19	5
ROLLE-RESI	ROLLOUT RESI EOW UP TO 25	\$1.21	31	26
ROLLM-RESI	ROLLOUT RESI MTHLY UP TO 25 FT	\$0.56	31	4
ROLLW-RESI	Rollout 25ft/can per pick up	\$2.43	31	24
64RW1		\$9.54	22	-
TOTAL RESIDENTIAL GARBAGE				<u>\$282,827.83</u>
<u>RESIDENTIAL RECYCLING</u>				
recyonlypre	RECYCLE SERVICE ONLY	\$10.87	22	622
recypre	RECYCLE PROGRAM WITH MSW	\$9.54	22	48,597
TOTAL RESIDENTIAL RECYCLING				<u>\$49,219.07</u>
<u>COMMERCIAL SERVICES</u>				
<u>COMMERCIAL SERVICES</u>				

COMMERCIAL GARBAGE	COMMERCIAL GARBAGE			
CTIME	COMMERCIAL TIME CHARGE	\$58.06	29	15
CLOCK	CLOCK ON CALL	\$1.12	35.5A	12
DEL2TEMP-COM	DELIVERY FEE 2YD TEMP	\$35.27	35A	106
F4TC-COM	4 YD TEMP CONT PICKUP	\$77.71	35A	1,010
F1.5YD1M	1.5YD CONT 1X MONTH SVC	\$31.00	35A	217
F3YD1M	3YD CONT 1X MONTH SVC	\$56.85	35A	398
F4YD2W	4YD CONT 2XWEEKLY SVC	\$672.97	35A	1,514
F2YD1W	2YD CONT 1X WEEKLY	\$185.41	35A	21,786
F2YDEOW	2YD CONT EVERY OTHER WK	\$92.92	35A	6,226
F4YD1W	4YD CONT 1X WEEKLY SVC	\$336.48	35A	21,703
F6YD1W	6YD CONT 1X WEEKLY SVC	\$470.45	35A	21,994
F6YD2W	6YD CONT 2XWEEKLY SVC	\$940.91	35A	941
F3TC-COM	3 YD TEMP CONT PICKUP	\$56.85	35A	171
F1.5YD1W	1.5YD CONT 1X WEEKLY	\$134.23	35A	6,846
F1.5YD2W	1.5YD CONT 2X WEEKLY	\$268.46	35A	268
F1.5YDEOW	1.5YD CONT EVERY OTHER WK	\$67.27	35A	4,473
F1YD1M	1YD CONT 1X MONTH SVC	\$21.69	35A	412
F1YD1W	1YD CONT 1X WEEKLY	\$93.92	35A	13,454
F1YDEOW	1YD CONT EVERY OTHER WK	\$47.07	35A	9,461
F2YD1M	2YD CONT 1X MONTH SVC	\$42.82	35A	1,199
F2YD2W	2YD CONT 2X WEEKLY	\$370.82	35A	371
F3YD1W	3YD CONT 1X WEEKLY SVC	\$246.16	35A	12,616
F3YDEOW	3YD CONT EOW SVC	\$123.36	35A	2,899
F4YD1M	4YD CONT 1X MONTH SVC	\$77.71	35A	855
F4YDEOW	4YD CONT EOW SVC	\$168.63	35A	2,867
F6YDEOW	6YD CONT EVERY OTHER WK	\$235.77	35A	1,415
F8YD1W	8YD CONT 1X WEEKLY	\$631.27	35A	3,788
DEL3TEMP-COM	DELIVERY FEE 3YD TEMP	\$45.13	35A	-
DEL4TEMP-COM	DELIVERY FEE 4YD TEMP	\$45.13	35A	45
F2YDTPU	2YD TEMP CONT PU	\$40.36	35A	444
SP35-COM	SPECIAL PICKUP 35GL COM	\$8.00	35.5A	4
SP1.5-COM	SPECIAL PICKUP 1.5YD	\$34.00	35A	34
SP2-COM	SPECIAL PICKUP 2YD	\$45.82	35A	137
DEL1.5TEMP-COM	DELIVERY FEE 1.5YD TEMP	\$26.04	35A	-
DEL1TEMP-COM	DELIVERY FEE 1YD TEMP	\$19.78	35A	-
SP1-COM	SPECIAL PICKUP 1YD	\$24.69	35A	148
F2YDEX	2YD CONT EXTRA P/U	\$42.82	35A	-
F2YDEXCO	CUST OWN 2YD EXTRA PU	\$45.82	36A	46
F1YDTPU	1YD TEMP CONT PU	\$26.71	35A	53
F1.5YDTPU	1.5YD TEMP CONT PU	\$31.00	35A	93
F1.5YDEX	1.5YD CONT EXTRA P/U	\$34.00	35A	34
F1YDEX	1YD CONT EXTRA P/U	\$24.69	35A	-
SP6-COM	SPECIAL PICKUP 6YD	\$111.65	35A	112
F3YD2W	3YD CONT 2X WEEKLY SVC	\$492.32	35A	492
F4YDEX	4YD CONTAINER EXTRA PU	\$80.71	35A	-
SP3-COM	SPECIAL PICKUP 3YD	\$59.85	35A	60
F6YDEX	6YD CONTAINER EXTRA PU	\$111.65	35A	-
F6YD1M	6YD CONT 1X MONTH SVC	\$108.65	35A	326
F3YDEX	3YD CONTAINER EXTRA PU	\$59.85	35A	-
R6YDEX	6 YARD EXTRA	\$111.65	35A	-
SP4-COM	SPECIAL PICKUP 4YD	\$80.71	35A	161
F8YDEOW	8YD CONT EVERY OTHER WEEK	\$316.36	35A	-
32CW1	1-32 GAL CAN WEEKLY SVC	\$22.99	36A	23
CCARRYOUT 5-25	COMM CARRYOUT FEE 5-25 FT	\$1.65	19	3
CEXYD	CMML EXTRA YARDAGE	\$28.44	36A	156
CLOCKWKLY	LOCK CHARGE-CONTAINER WKL	\$4.85	35.5A	160
R1.5YDEX	1.5YD CONTAINER EXTRA PU	\$34.00	35A	-
R1.5YDRENTM	1.5YD CONTAINER RENT-MTH	\$6.75	35A	44

R1YD1W	1YD CONT 1xWEEKLY SVC	\$93.92	35A	-
R1YDEX	1YD CONTAINER EXTRA PU	\$24.69	35A	-
R1YDRENTM	1YD CONTAINER RENT-MTHLY	\$5.06	35A	91
R2YD1W	2YD CONT 1xWEEKLY SVC	\$185.41	35A	185
R2YDEX	2YD CONTAINER EXTRA PU	\$45.82	35A	-
R2YDRENTM	2YD CONTAINER RENT-MTHLY	\$9.03	35A	240
R2YDTPU	2YD TEMP CONTAINER PU	\$40.36	35A	-
R3YDRENTM	3YD CONTAINER RENT-MTHLY	\$10.12	35A	61
R4YD1W	4YD CONT 1XWEEKLY SVC	\$336.48	35A	-
R4YDRENTM	4YD CONTAINER RENT-MTHLY	\$11.25	35A	113
R6YD1W	6YD CONT 1XWEEKLY SVC	\$470.45	35A	-
RDELTO8	REDELIVERY FEE UP TO 8YDS	\$30.85	15	-
CLOCKEOW	LOCK CHARGE - CONT EOW	\$2.43	35A	70
96CW1	1-96 GL CART WEEKLY SVC	\$43.20	35.5A	1,426
CGATE	GATE CHARGE	\$2.53	19	68
35CW1	1-35 GAL CAN WEEKLY SVC	\$25.98	35.5A	279
60CW1	1-60 GAL CART CMMML WKLY	\$33.21	35.5A	1,063
60CW2	2-60 GAL CAN WEEKLY SVC	\$66.42	35.5A	66
CCARRYOUT OVER 25	COMM CARRYOUT FEE 25+ FT	\$0.83	19	3
CGATEEOW	GATE CHARGE EOW	\$2.43	35.5A	10
R1YDEOW	1YD CONT EOW SVC	\$47.07	35A	47
R2YD1M	2YD CONT 1X MONTH SVC	\$42.82	35A	-
R2YDEOW	2YD CONT EOW SVC	\$92.92	35A	-
R4YDEOW	4 YD CONT EOW SVC	\$168.63	35A	169
CTRIP	RETURN TRIP CHARGE - CONT	\$9.91	17	10
R2YDRENTTD	2 YD TEMP CONT RENT DAILY	\$0.82	35A	147
R3YDRENTTD	3 YD TEMP CONT RENT DAILY	\$0.95	35A	68
R4YDRENTTD	4 YD TEMP CONT RENT DAILY	\$1.10	35A	299
R1.5YDRENTTD	1.5 YD TEMP CONT RENT DAI	\$0.77	35A	88
R1YDRENTTD	1YD TEMP CONT RENT DAILY	\$0.56	35A	10
ROLLW-COMM	ROLLOUT COMM WKLY UP TO 2	\$4.85	31	5
ADDTLPACK25	OVER 25FT ROLLOUT FOR CONTAINERS	\$0.16	31	12
R6YDRENTM	CONTAINER 6YD RENT MNTHLY	\$13.50	35A	14
CEX	EXTRA CANS	\$6.51	35.5A	-
R4YDEX	4YD CONTAINER EXTRA PU	\$80.71	35A	81

TOTAL COMMERCIAL GARBAGE

\$144,215.89

DROP BOX SERVICES

DROP BOX SERVICES

DROP BOX HAULS/RENTAL

DROP BOX HAULS/RENTAL

CONNECTFEE	CONNECT/DISCONNECT	\$6.02	42	66
CPHAUL20	20YD COMPACTOR-HAUL	\$144.80	42	1,158
CPHAUL30	30YD COMPACTOR-HAUL	\$206.82	42	620
RODEL	ROLL OFF-DELIVERY	\$166.66	42	5,166
ROHAUL20	20YD ROLL OFF-HAUL	\$106.78	42	1,922
ROHAUL20T	20YD ROLL OFF TEMP HAUL	\$153.33	42	3,373
ROHAUL30	30YD ROLL OFF-HAUL	\$113.41	42	6,691
ROHAUL30T	30YD ROLL OFF TEMP HAUL	\$242.07	42	4,841
ROHAUL40CO	40 YD CUST OWNED HAUL	\$114.97	40	-
ROMILE	ROLL OFF-MILEAGE	\$3.84	40	3,521
RORELOCATE	ROLL OFF RELOCATE	\$122.34	17	122
RORENT20D	20YD ROLL OFF-DAILY RENT	\$9.60	39	3,418
RORENT20M	20YD ROLL OFF-MNTHLY RENT	\$78.65	39	449
RORENT30D	30YD ROLL OFF-DAILY RENT	\$16.00	39	2,848
RORENT30M	30YD ROLL OFF-MNTHLY RENT	\$81.90	39	1,770
ROWAIT	TIME/STANDBY CHARGE	\$80.72	29	-

\$35,967.79

PASSTHROUGH DISPOSAL DISP	PASSTHROUGH DISPOSAL DISPOSAL FEE PER TON	\$144.99	34	51,911
	TOTAL PASSTHROUGH DISPOSAL			<u>\$51,910.79</u>
<u>Service Charges</u> FINCHG	<u>Service Charges</u> LATE FEE	\$1.00	8	380
	TOTAL SERVICE CHARGES			<u>\$379.61</u>
	TOTAL REVENUE			<u>\$564,520.98</u>

Sep-22 Revenue	Oct-22 Revenue	Nov-22 Revenue	Dec-22 Revenue	Jan-23 Revenue	Feb-23 Revenue	Mar-23 Revenue
----------------	----------------	----------------	----------------	----------------	----------------	----------------

151	128	128	118	118	118	118
13	13	13	13	13	13	13
37,584	36,595	36,802	36,081	36,379	36,485	36,936
50,040	49,952	50,789	49,673	50,417	50,458	51,377
2	2	2	2	2	2	2
8	8	8	7	7	7	7
2,008	345	1,194	226	1,876	773	2,373
140	29	134	16	389	202	1,091
728	103	636	82	923	92	1,487
528	108	364	185	666	87	641
22	6	37	19	43	19	80
112,483	111,061	111,347	109,477	109,929	108,846	109,562
14,854	14,563	14,978	14,485	14,612	14,412	14,693
1,213	1,221	1,238	1,183	1,226	1,157	1,174
47,926	47,039	47,176	46,644	47,098	46,830	47,367
109	109	109	109	109	109	109
2,010	2,010	2,034	1,985	2,022	2,028	2,115
937	937	937	913	929	953	953
16,891	16,903	17,198	17,287	17,738	17,488	17,736
550	542	558	582	614	558	558
97	94	92	85	90	92	92
140	123	123	124	124	124	124
11	11	11	11	11	11	11
151	151	151	147	152	140	146
156	150	150	146	144	140	143
16	15	15	14	14	12	12
6	6	6	6	6	5	5
115	60	119	26	43	21	89
242	72	353	68	264	60	264
128	30	106	9	85	34	136
5	5	5	5	5	5	5
26	27	31	29	29	31	30
4	4	4	4	4	4	4
24	24	24	24	24	24	24
-	-	-	-	(8)	-	-

\$289,317.34	\$282,444.39	\$286,870.67	\$279,782.16	\$286,096.14	\$281,338.48	\$289,472.78
---------------------	---------------------	---------------------	---------------------	---------------------	---------------------	---------------------

622	630	620	587	597	598	609
49,241	48,909	49,401	48,737	49,248	49,017	49,603

\$49,863.01	\$49,539.65	\$50,020.10	\$49,324.45	\$49,845.05	\$49,614.37	\$50,211.95
--------------------	--------------------	--------------------	--------------------	--------------------	--------------------	--------------------

\$236,251.09

15	81	29	-	23	-	-
12	12	12	12	12	12	12
71	106	-	-	71	35	71
933	622	466	78	699	622	389
248	279	310	310	310	326	326
455	398	398	398	455	455	512
1,346	1,346	1,346	1,178	673	673	673
21,090	19,561	18,077	17,475	16,780	16,594	16,409
6,411	6,458	7,015	7,341	7,387	7,527	7,527
20,862	21,114	20,862	20,525	19,348	19,936	20,525
23,052	21,405	20,582	18,818	18,348	18,230	17,877
-	-	-	-	-	-	-
171	57	114	57	57	-	-
6,913	6,946	6,812	6,644	6,577	6,577	6,745
168	-	-	-	-	-	-
4,373	4,305	4,305	4,238	4,272	4,272	4,238
434	434	455	455	412	390	412
13,407	13,313	13,243	13,290	13,313	12,961	12,773
9,414	9,390	9,296	9,296	9,367	9,438	9,555
1,156	1,199	1,156	1,199	1,199	1,242	1,242
371	371	371	371	371	371	371
12,554	12,862	12,554	12,554	12,677	12,554	12,370
2,837	2,837	2,776	2,837	2,714	2,714	2,714
855	933	855	1,088	1,088	1,010	1,010
3,710	3,541	3,878	3,204	3,541	3,710	3,710
1,415	1,650	1,650	1,886	1,650	1,650	1,650
4,103	5,050	4,735	4,419	4,419	4,419	5,050
45	45	-	-	45	-	45
181	135	181	-	181	90	90
323	242	121	161	-	121	161
4	-	-	-	-	-	-
68	68	34	-	-	-	-
46	92	46	-	46	46	46
26	-	-	-	-	-	26
20	-	-	-	20	-	-
198	74	49	99	49	25	25
-	-	-	-	43	-	-
-	46	-	-	-	46	-
80	214	80	27	-	-	27
93	31	31	-	62	31	-
-	-	-	-	-	-	-
-	-	-	-	-	-	-
-	-	112	-	-	112	-
246	-	-	-	-	-	-
81	81	-	-	-	-	-
-	60	-	-	-	60	120
-	-	-	112	-	-	-
326	326	435	435	435	435	435
-	-	-	60	-	-	-
-	-	-	112	223	-	-
-	-	-	81	81	-	161
-	-	158	316	316	316	-
23	23	23	23	23	23	23
3	3	3	3	3	3	3
128	149	107	100	142	121	156
160	160	158	155	160	165	166
34	-	34	-	-	-	-
54	61	61	61	61	64	64

-	-	-	-	-	-	-
-	25	-	-	-	-	-
90	90	92	96	87	95	93
139	93	-	-	-	-	-
-	-	-	-	46	-	-
244	242	250	253	262	255	271
-	-	40	-	-	-	-
62	61	61	61	71	79	73
-	-	-	-	-	84	-
118	124	113	135	135	124	124
-	-	-	118	470	470	470
93	31	31	123	-	31	62
70	68	67	68	70	72	68
1,426	1,469	1,469	1,436	1,415	1,426	1,426
68	71	75	76	76	76	76
286	286	286	286	286	286	286
1,088	1,113	1,129	1,129	1,129	1,129	1,129
66	66	66	66	66	66	66
3	3	3	3	3	3	3
10	10	10	10	10	10	10
47	-	94	94	94	94	94
43	43	43	43	43	43	43
-	-	-	-	-	-	-
-	-	-	-	-	-	-
-	20	10	-	10	10	-
130	107	102	63	75	52	97
56	36	43	29	48	27	44
286	243	268	307	278	216	197
65	50	46	48	38	7	8
26	43	17	7	4	16	17
5	5	5	5	5	5	5
12	13	13	13	13	13	13
14	14	27	27	27	27	27
-	-	-	-	-	-	26
-	242	-	-	81	-	-
\$142,958.04	\$140,645.81	\$137,289.65	\$133,912.37	\$132,493.41	\$132,088.63	\$132,434.30

54	60	72	60	66	48	66
1,014	1,158	1,303	1,014	1,303	1,014	1,303
414	414	620	620	414	207	414
2,500	3,167	2,333	1,333	1,667	2,000	2,667
1,495	1,495	1,922	1,388	961	1,068	1,175
1,993	3,220	1,993	1,687	1,380	1,073	1,380
6,011	6,691	6,578	5,897	6,351	6,464	6,918
2,663	3,631	2,663	1,937	9,199	5,568	3,873
-	115	-	-	-	-	-
2,799	3,379	2,984	2,285	2,680	2,642	2,984
-	-	-	-	-	-	122
2,947	4,368	3,398	2,688	1,565	1,536	2,333
498	551	498	393	393	489	553
3,200	3,360	448	4,480	2,416	1,616	2,064
1,802	1,802	1,802	1,802	1,802	1,805	1,767
40	-	-	-	40	-	-
\$27,429.86	\$33,410.39	\$26,615.01	\$25,584.04	\$30,236.80	\$25,528.97	\$27,618.72

36,712	44,364	43,996	38,580	39,304	44,519	46,582
\$36,711.51	\$44,364.07	\$43,995.76	\$38,580.40	\$39,303.84	\$44,519.14	\$46,582.39
440	384	318	426	294	394	164
\$440.13	\$383.91	\$317.91	\$426.49	\$294.49	\$393.59	\$163.60
\$546,719.89	\$550,788.22	\$545,109.10	\$527,609.91	\$538,269.73	\$533,483.18	\$546,483.74

Apr-23 Revenue	May-23 Revenue	Jun-23 Revenue	Jul-23 Revenue	Total Revenue		Aug-22 Customers
111	103	115	115	1,473	32000	9
13	13	13	13	152	32000	1
36,029	36,327	36,199	36,424	439,291	32000	1,538
52,404	53,179	54,232	55,595	617,165	32000	1,188
2	2	2	2	20	32001	2
7	7	5	5	88	32001	5
954	3,118	1,288	3,403	18,131	32001	83
653	1,737	539	1,440	6,412	32001	7
492	2,010	236	810	7,691	32000	5
82	349	144	451	3,741	32000	14
12	43	31	68	389	32001	2
110,118	111,817	111,967	113,371	1,331,282	32000	3,506
14,580	14,882	14,735	14,847	176,236	32000	1,039
1,208	1,243	1,161	1,170	14,388	32000	139
47,157	48,012	47,550	48,168	568,165	32000	2,595
109	127	118	118	1,346	32000	3
2,065	2,078	1,991	1,991	24,339	32000	163
953	1,016	1,111	1,143	11,732	32000	15
17,919	18,416	18,758	19,172	212,042	32000	700
582	582	582	598	6,854	32000	35
89	89	86	86	1,089	32000	18
124	124	124	129	1,523	32000	26
11	11	11	11	129	32000	2
146	146	146	147	1,773	32000	28
140	140	137	146	1,748	32000	29
10	10	6	6	148	32000	10
5	5	5	5	66	32000	8
30	64	38	115	765	32001	6
77	383	183	463	2,542	32001	14
55	140	60	281	1,114	32001	6
5	5	-	-	51	32001	2
33	33	35	35	364	32001	21
4	4	-	-	44	32001	7
22	24	29	32	301	32001	10
-	-	-	-	(8)	32000	-
\$286,201.63	\$296,236.80	\$291,635.10	\$300,359.38	\$3,452,582.70		10,929
617	628	611	649	7,391	32100	57
49,558	50,312	50,984	51,828	595,435	32100	5,094
\$50,175.02	\$50,939.46	\$51,595.59	\$52,477.89	\$602,825.61		5,151

61	29	67	218	537	33010	0
12	12	12	12	144	33011	11
35	71	71	106	741	33010	3
777	622	544	622	7,382	33010	13
310	279	279	279	3,472	33010	7
455	455	455	512	5,344	33010	7
673	673	673	673	11,440	33010	2
16,826	17,011	19,468	19,607	220,684	33010	117
7,341	7,248	7,573	7,805	85,858	33010	67
20,862	20,946	21,703	21,955	250,341	33010	65
17,407	17,759	18,818	19,524	233,813	33010	47
-	-	-	118	1,059	33010	1
114	57	227	227	1,251	33010	3
6,980	7,181	6,946	6,846	82,014	33010	51
-	-	-	-	436	33010	1
4,272	4,238	4,272	4,406	51,663	33010	66
434	412	390	412	5,054	33010	19
12,773	12,937	12,914	12,844	157,222	33010	143
9,555	9,461	9,508	9,414	113,156	33010	201
1,285	1,327	1,370	1,370	14,944	33010	28
371	371	371	371	4,450	33010	1
12,308	12,370	12,319	12,627	150,364	33010	51
2,837	2,961	2,961	3,084	34,171	33010	24
1,010	1,166	1,088	1,088	12,045	33010	11
3,541	3,373	3,373	3,288	41,736	33010	17
1,650	2,358	2,358	1,768	21,101	33010	6
4,892	4,419	4,419	5,050	54,763	33010	6
45	45	135	90	496	33010	-
226	45	135	181	1,489	33010	1
323	323	161	81	2,462	33010	11
-	-	4	4	16	33011	1
-	-	68	-	272	33010	1
46	183	137	137	962	33010	3
-	-	-	52	104	33010	-
-	-	40	-	79	33010	-
-	123	198	99	1,086	33010	6
86	43	128	-	300	33011	-
46	-	46	-	229	33011	1
27	-	27	80	614	33010	2
-	-	31	-	372	33010	3
-	34	34	-	102	33011	1
-	25	25	25	74	33011	-
-	-	112	223	670	33010	1
-	-	-	-	738	33010	1
-	81	-	404	646	33011	-
60	60	60	60	539	33010	1
-	-	223	335	670	33011	-
435	435	435	435	4,889	33010	3
-	-	-	60	120	33011	-
-	-	-	-	335	33011	-
-	81	242	81	888	33010	2
-	-	-	-	1,107	33000	-
23	23	23	23	276	33010	1
3	3	3	3	40	33011	2
107	839	547	348	2,901	33011	6
160	166	165	165	1,940	33011	33
-	-	-	-	68	33011	-
61	61	61	61	713	33010	7

-	-	47	94	141	33010	-
-	-	-	-	25	33011	-
96	90	88	91	1,099	33010	18
185	742	-	-	1,344	33010	1
46	-	-	92	183	33011	-
284	292	316	303	3,211	33010	27
-	121	-	40	202	33010	-
71	71	71	81	821	33010	6
-	-	-	-	84	33010	-
135	146	146	136	1,549	33010	10
470	470	470	470	3,411	33010	-
-	62	-	31	463	33010	-
68	66	66	67	820	33011	29
1,426	1,426	1,404	1,426	17,173	33010	33
76	76	78	80	895	33011	27
286	286	286	292	3,429	33010	11
1,129	1,129	1,129	1,096	13,392	33010	32
66	66	66	66	797	33010	1
3	3	3	3	40	33010	4
10	10	11	12	120	33010	4
94	94	94	118	965	33010	1
86	86	128	128	728	33010	-
-	-	-	46	46	33010	-
-	-	-	-	169	33010	1
15	5	10	10	99	33011	1
116	125	103	83	1,200	33010	179
54	37	49	85	577	33010	72
166	(24)	117	194	2,547	33010	272
23	24	16	26	438	33010	114
15	-	10	35	198	33010	17
5	5	5	5	58	33011	1
13	13	13	13	151	33011	78
27	27	27	27	284	33010	1
-	-	-	-	26	33011	-
-	-	-	-	404	33011	1
\$133,390.58	\$135,750.03	\$139,971.83	\$142,320.53	\$1,647,471.07		1,054

54	66	60	48	722	31010	11
1,014	1,303	1,158	869	13,611	31000	8
414	414	414	414	5,377	31000	3
2,833	3,333	3,333	3,167	33,499	31010	31
1,602	2,029	2,670	2,349	20,075	31000	18
2,300	2,607	2,147	1,840	24,993	31000	22
5,897	7,372	6,918	5,671	77,459	31000	59
2,179	4,841	3,389	4,357	49,140	31000	20
-	-	-	-	115	31000	-
2,819	3,402	3,341	2,957	35,793	31010	917
-	-	-	122	367	31010	1
2,285	2,592	2,208	2,707	32,045	31002	12
655	842	810	787	6,919	31002	6
1,808	3,504	3,920	4,688	34,352	31002	6
1,720	1,762	1,742	1,720	21,295	31002	22
-	61	-	40	182	31010	-
\$25,578.91	\$34,128.00	\$32,109.16	\$31,735.12	\$355,942.77		56

36,738	50,564	45,074	39,110	517,453	31005
\$36,737.62	\$50,563.77	\$45,074.49	\$39,109.55	\$517,453.33	
345	334	191	316	3,986	38000
\$345.40	\$333.74	\$191.24	\$315.59	\$3,985.70	
\$532,429.16	\$567,951.80	\$560,577.41	\$566,318.06	\$6,580,261.18	

Sep-22 Customers	Oct-22 Customers	Nov-22 Customers	Dec-22 Customers	Jan-23 Customers	Feb-23 Customers	Mar-23 Customers	Apr-23 Customers
---------------------	---------------------	---------------------	---------------------	---------------------	---------------------	---------------------	---------------------

9	8	8	7	7	7	7	7
1	1	1	1	1	1	1	1
1,543	1,503	1,511	1,482	1,494	1,498	1,517	1,480
1,212	1,209	1,230	1,203	1,221	1,222	1,244	1,269
2	2	2	2	2	2	2	2
5	5	5	5	4	5	4	5
289	50	172	33	270	111	341	137
21	5	20	3	59	31	167	100
35	5	31	4	45	5	72	24
51	11	35	18	65	9	62	8
3	1	6	3	7	3	13	2
3,543	3,498	3,507	3,448	3,462	3,428	3,451	3,468
1,057	1,036	1,066	1,031	1,040	1,026	1,046	1,038
141	142	144	138	143	135	137	141
2,635	2,586	2,593	2,564	2,589	2,574	2,604	2,592
3	3	3	3	3	3	3	3
163	163	165	161	164	165	171	168
15	15	15	14	15	15	15	15
715	715	728	731	750	740	750	758
35	34	35	37	39	35	35	37
18	18	17	16	17	17	17	16
26	23	23	23	23	23	23	23
2	2	2	2	2	2	2	2
28	28	28	27	28	26	27	27
29	28	28	27	27	26	26	26
10	9	9	9	9	7	7	6
8	7	7	7	7	6	6	6
14	7	14	3	5	3	11	4
29	9	42	8	31	7	31	9
15	4	13	1	10	4	16	7
2	2	2	2	2	2	2	2
21	22	26	24	24	26	24	27
7	8	8	8	8	8	8	8
10	10	10	10	10	10	10	9
-	-	-	-	(1)	-	-	-

11,071	10,913	11,006	10,819	10,926	10,848	10,981	10,975
---------------	---------------	---------------	---------------	---------------	---------------	---------------	---------------

57	58	57	54	55	55	56	57
5,162	5,127	5,178	5,109	5,162	5,138	5,200	5,195

5,219	5,185	5,235	5,163	5,217	5,193	5,256	5,252
--------------	--------------	--------------	--------------	--------------	--------------	--------------	--------------

0	1	1	-	0	-	-	1
11	11	11	11	11	11	11	11
2	3	-	-	2	1	2	1
12	8	6	1	9	8	5	10
8	9	10	10	10	11	11	10
8	7	7	7	8	8	9	8
2	2	2	2	1	1	1	1
114	105	97	94	90	89	88	91
69	70	76	79	80	81	81	79
62	63	62	61	58	59	61	62
49	45	44	40	39	39	38	37
-	-	-	-	-	-	-	-
3	1	2	1	1	-	-	2
51	52	51	49	49	49	50	52
1	-	-	-	-	-	-	-
65	64	64	63	63	63	63	63
20	20	21	21	19	18	19	20
143	142	141	142	142	138	136	136
200	199	197	197	199	200	203	203
27	28	27	28	28	29	29	30
1	1	1	1	1	1	1	1
51	52	51	51	52	51	50	50
23	23	23	23	22	22	22	23
11	12	11	14	14	13	13	13
22	21	23	19	21	22	22	21
6	7	7	8	7	7	7	7
6	8	7	7	7	7	8	8
1	1	-	-	1	-	1	1
4	3	4	-	4	2	2	5
8	6	3	4	-	3	4	8
1	-	-	-	-	-	-	-
2	2	1	-	-	-	-	-
1	2	1	-	1	1	1	1
1	-	-	-	-	-	1	-
1	-	-	-	1	-	-	-
8	3	2	4	2	1	1	-
-	-	-	-	1	-	-	2
-	1	-	-	-	1	-	1
3	8	3	1	-	-	1	1
3	1	1	-	2	1	-	-
-	-	-	-	-	-	-	-
-	-	-	-	-	-	-	-
-	-	1	-	-	1	-	-
1	-	-	-	-	-	-	-
1	1	-	-	-	-	-	-
-	1	-	-	-	1	2	1
-	-	-	1	-	-	-	-
3	3	4	4	4	4	4	4
-	-	-	1	-	-	-	-
-	-	-	1	2	-	-	-
-	-	-	1	1	-	2	-
-	-	1	1	1	1	-	-
1	1	1	1	1	1	1	1
2	2	2	2	2	2	2	2
5	5	4	4	5	4	6	4
33	33	32	32	33	34	34	33
1	-	1	-	-	-	-	-
8	9	9	9	9	10	9	9

-	-	-	-	-	-	-	-
-	1	-	-	-	-	-	-
18	18	18	19	17	19	18	19
1	0	-	-	-	-	-	1
-	-	-	-	1	-	-	1
27	27	28	28	29	28	30	31
-	-	1	-	-	-	-	-
6	6	6	6	7	8	7	7
-	-	-	-	-	0	-	-
11	11	10	12	12	11	11	12
-	-	-	0	1	1	1	1
3	1	1	4	-	1	2	-
29	28	27	28	29	29	28	28
33	34	34	33	33	33	33	33
27	28	29	30	30	30	30	30
11	11	11	11	11	11	11	11
33	33	34	34	34	34	34	34
1	1	1	1	1	1	1	1
4	4	4	4	4	4	4	4
4	4	4	4	4	4	4	4
1	-	2	2	2	2	2	2
1	1	1	1	1	1	1	2
-	-	-	-	-	-	-	-
-	-	-	-	-	-	-	-
-	2	1	-	1	1	-	2
159	130	124	77	92	64	118	141
59	38	45	31	51	28	46	57
260	221	244	279	253	196	179	151
84	65	60	62	49	9	10	30
46	77	31	12	7	28	31	26
1	1	1	1	1	1	1	1
78	79	79	79	79	79	79	79
1	1	2	2	2	2	2	2
-	-	-	-	-	-	4	-
-	3	-	-	1	-	-	-
1,053	1,039	1,026	1,012	1,010	1,010	1,010	1,026

9	10	12	10	11	8	11	9
7	8	9	7	9	7	9	7
2	2	3	3	2	1	2	2
15	19	14	8	10	12	16	17
14	14	18	13	9	10	11	15
13	21	13	11	9	7	9	15
53	59	58	52	56	57	61	52
11	15	11	8	38	23	16	9
-	1	-	-	-	-	-	-
729	880	777	595	698	688	777	734
-	-	-	-	-	-	1	-
10	15	12	9	5	5	8	8
6	7	6	5	5	6	7	8
7	7	1	9	5	3	4	4
22	22	22	22	22	22	22	21
1	-	-	-	1	-	-	-
54	61	53	56	48	45	52	50

May-23 Customers	Jun-23 Customers	Jul-23 Customers	Average Customer
---------------------	---------------------	---------------------	---------------------

6	7	7	7	20
1	1	1	1	32
1,492	1,487	1,496	1,503	35
1,288	1,313	1,346	1,245	96
2	2	2	2	
4	3	3	4	
448	185	489	217	
266	83	220	82	
98	12	39	31	
34	14	44	30	
7	5	11	5	
3,522	3,527	3,571	3,494	60
1,059	1,049	1,057	1,045	35
145	135	136	139	35
2,639	2,614	2,648	2,603	60
4	3	3	3	60
168	162	161	165	60
16	18	18	15	60
779	794	811	747	96
37	37	38	36	96
16	16	16	17	
23	23	24	24	
2	2	2	2	
27	27	27	27	
26	26	27	27	
6	4	4	7	
6	6	6	7	
8	5	14	8	
45	22	55	25	
17	7	33	11	
2	-	-	2	
27	29	29	25	
8	-	-	8	
10	12	13	10	
-	-	-	-	

11,155	11,144	11,293	11,005
---------------	---------------	---------------	---------------

58	56	60	57
5,274	5,344	5,433	5,201

Recy
Recy

5,332	5,401	5,492	5,258
--------------	--------------	--------------	--------------

1	1	4	1	
11	11	11	11	
2	2	3	2	
8	7	8	8	4YD
9	9	9	9	1.5YD
8	8	9	8	3YD
1	1	1	1	4YD
92	105	106	99	2YD
78	82	84	77	2YD
62	65	65	62	4YD
38	40	41	41	6YD
-	-	0	1	6YD
1	4	4	2	3YD
53	52	51	51	1.5YD
-	-	-	1	1.5YD
63	63	65	64	1.5YD
19	18	19	19	1YD
138	138	137	140	1YD
201	202	200	200	1YD
31	32	32	29	2YD
1	1	1	1	2YD
50	50	51	51	3YD
24	24	25	23	3YD
15	14	14	13	4YD
20	20	19	21	4YD
10	10	7	7	6YD
7	7	8	7	8YD
1	3	2	1	
1	3	4	3	
8	4	2	6	2YD
-	1	1	1	
-	2	-	2	
4	3	3	2	
-	-	2	1	
-	2	-	1	
5	8	4	4	
1	3	-	2	
-	1	-	1	
-	1	3	3	1YD
-	1	-	2	1.5YD
1	1	-	1	
1	1	1	1	
-	1	2	1	
-	-	-	0	3YD
1	-	5	2	
1	1	1	1	
-	2	3	2	
4	4	4	4	6YD
-	-	1	1	
-	-	-	2	
1	3	1	2	
-	-	-	0	8YD
1	1	1	1	
2	2	2	2	
30	19	12	9	
34	34	34	33	
-	-	-	1	
9	9	9	9	

-	1	1	0
-	-	-	1
18	17	18	18
4	-	-	1
-	-	2	1
32	35	34	30
3	-	1	2
7	7	8	7
-	-	-	0
13	13	12	11
1	1	1	1
2	-	1	2
27	27	27	28
33	33	33	33
30	31	31	29
11	11	11	11
34	34	33	34
1	1	1	1
4	4	4	4
4	4	5	4
2	2	2	2
2	3	3	2
-	-	1	1
-	-	-	1
0	1	1	1
153	126	101	122
39	52	89	51
(22)	106	176	212
31	21	34	47
-	17	62	32
1	1	1	1
79	79	79	78
2	2	2	2
-	-	-	4
-	-	-	2
-	-	-	-
1,033	1,047	1,055	1,039

1YD

2YD

2YD

4YD

6YD

96

35

60

60

1YD

2YD

2YD

4YD

195	Carts	80
	Containers	960

11	10	8	10
9	8	6	4
2	2	2	1
20	20	19	17
19	25	22	16
17	14	12	14
65	61	50	57
20	14	18	17
-	-	-	1
886	870	770	777
-	-	1	1
9	8	9	9
11	10	10	7
7	8	10	6
22	21	21	22
1	-	1	1
60	57	58	49

20YD-Comp

30YD-Comp

20YD-RO

20YD-RO

30YD-RO

30YD-RO

17,351

205

Cart		Container		Drop Box	
Quantity	Count	Quantity	Count	Quantity	Count

0 0
0 0
1 1503
1 1245

1 3494
1 1045
1 139
1 2603
2 6
1 165
2 31
1 747
1 36

1 0

11,015

-

-

1 57
1 5201

5,258

-

-

1	8
1	9
1	8
1	1
1	99
1	77
1	62
1	41
1	1
1	2
1	51
1	1
1	64
1	19
1	140
1	200
1	29
1	1
1	51
1	23
1	13
1	21
1	7
1	7

1	6
---	---

1	3
1	2

1	0
---	---

1	4
---	---

1	0
---	---

1 0

1 1

1 2

1 0

1 1

1 33.126003

1 11

1 34

2 2

1 2

1 2

1 1

1 1

80

960

-

1 9

1 7

1 6

1 22

-

-

44

16,353

960

44

17,357

Proposed Tariff Rate	Proposed Annual Revenue	Change in Annual Revenue
\$ 19.57	\$ 1,715	\$ 242
\$ 14.76	\$ 177	\$ 25
\$ 28.35	\$ 511,465	\$ 72,174
\$ 48.09	\$ 718,563	\$ 101,398
\$ 0.96	\$ 23	\$ 3
\$ 1.92	\$ 103	\$ 14
\$ 8.10	\$ 21,110	\$ 2,979
\$ 7.60	\$ 7,466	\$ 1,054
\$ 23.88	\$ 8,955	\$ 1,264
\$ 11.93	\$ 4,356	\$ 615
\$ 7.18	\$ 453	\$ 64
\$ 36.97	\$ 1,550,007	\$ 218,725
\$ 16.36	\$ 205,191	\$ 28,955
\$ 10.01	\$ 16,752	\$ 2,364
\$ 21.18	\$ 661,513	\$ 93,348
\$ 42.36	\$ 1,567	\$ 221
\$ 14.36	\$ 28,338	\$ 3,999
\$ 73.93	\$ 13,659	\$ 1,927
\$ 27.52	\$ 246,880	\$ 34,838
\$ 18.56	\$ 7,980	\$ 1,126
\$ 6.28	\$ 1,268	\$ 179
\$ 6.28	\$ 1,773	\$ 250
\$ 6.28	\$ 151	\$ 21
\$ 6.28	\$ 2,065	\$ 291
\$ 6.28	\$ 2,035	\$ 287
\$ 1.92	\$ 172	\$ 24
\$ 0.97	\$ 76	\$ 11
\$ 9.90	\$ 891	\$ 126
\$ 9.90	\$ 2,959	\$ 418
\$ 9.90	\$ 1,296	\$ 183
\$ 2.95	\$ 71	\$ 20
\$ 1.41	\$ 423	\$ 60
\$ 0.65	\$ 61	\$ 17
\$ 2.82	\$ 350	\$ 49
\$ 11.11	\$ -	\$ 8
	\$4,019,863	\$567,280
\$ 12.66	\$ 8,605	\$ 1,214
\$ 11.11	\$ 693,263	\$ 97,828
	\$701,868	\$99,042

\$	67.60	\$	834	\$	297
\$	1.30	\$	168	\$	24
\$	41.06	\$	1,035	\$	294
\$	90.48	\$	8,595	\$	1,213
\$	36.09	\$	4,042	\$	570
\$	66.19	\$	6,222	\$	878
\$	783.54	\$	13,320	\$	1,880
\$	215.87	\$	256,942	\$	36,258
\$	108.19	\$	99,964	\$	14,106
\$	391.76	\$	291,471	\$	41,130
\$	547.74	\$	272,228	\$	38,415
\$	1,095.50	\$	7,395	\$	6,336
\$	66.19	\$	1,747	\$	497
\$	156.28	\$	95,489	\$	13,475
\$	312.57	\$	3,047	\$	2,611
\$	78.32	\$	60,151	\$	8,488
\$	25.25	\$	5,884	\$	830
\$	109.35	\$	183,053	\$	25,831
\$	54.80	\$	131,747	\$	18,591
\$	49.86	\$	17,399	\$	2,455
\$	431.74	\$	5,181	\$	731
\$	286.60	\$	175,069	\$	24,704
\$	143.63	\$	39,785	\$	5,614
\$	90.48	\$	14,024	\$	1,979
\$	196.34	\$	48,593	\$	6,857
\$	274.51	\$	24,568	\$	3,467
\$	734.99	\$	63,760	\$	8,997
\$	52.54	\$	867	\$	371
\$	52.54	\$	1,892	\$	402
\$	46.99	\$	3,127	\$	665
\$	9.31	\$	56	\$	40
\$	39.59	\$	760	\$	488
\$	53.35	\$	1,222	\$	260
\$	30.32	\$	485	\$	381
\$	23.03	\$	368	\$	289
\$	28.75	\$	1,380	\$	293
\$	49.86	\$	1,047	\$	747
\$	53.35	\$	640	\$	411
\$	31.10	\$	954	\$	339
\$	36.09	\$	742	\$	370
\$	39.59	\$	475	\$	373
\$	28.75	\$	345	\$	271
\$	129.99	\$	1,872	\$	1,202
\$	573.21	\$	2,064	\$	1,325
\$	93.97	\$	2,255	\$	1,610
\$	69.68	\$	941	\$	402
\$	129.99	\$	3,120	\$	2,450
\$	126.50	\$	5,693	\$	803
\$	69.68	\$	836	\$	716
\$	129.99	\$	2,340	\$	2,005
\$	93.97	\$	1,772	\$	884
\$	368.34	\$	1,289	\$	182
\$	26.77	\$	321	\$	45
\$	1.92	\$	46	\$	7
\$	33.11	\$	3,377	\$	477
\$	5.65	\$	2,259	\$	319
\$	39.59	\$	475	\$	407
\$	7.86	\$	830	\$	117

\$	109.35	\$	164	\$	23
\$	28.75	\$	345	\$	320
\$	5.89	\$	1,280	\$	181
\$	215.87	\$	3,756	\$	2,412
\$	53.35	\$	854	\$	670
\$	10.51	\$	3,739	\$	528
\$	46.99	\$	940	\$	738
\$	11.78	\$	956	\$	135
\$	391.76	\$	1,175	\$	1,091
\$	13.10	\$	1,803	\$	254
\$	547.74	\$	5,957	\$	2,546
\$	35.92	\$	808	\$	345
\$	2.83	\$	955	\$	135
\$	50.30	\$	19,994	\$	2,821
\$	2.95	\$	1,042	\$	147
\$	30.25	\$	3,993	\$	563
\$	38.67	\$	15,592	\$	2,200
\$	77.33	\$	928	\$	131
\$	0.97	\$	46	\$	7
\$	2.83	\$	140	\$	20
\$	54.80	\$	1,226	\$	261
\$	49.86	\$	925	\$	197
\$	108.19	\$	649	\$	603
\$	196.34	\$	2,356	\$	2,187
\$	11.54	\$	154	\$	55
\$	0.95	\$	1,398	\$	197
\$	1.11	\$	671	\$	95
\$	1.28	\$	3,265	\$	719
\$	0.90	\$	510	\$	72
\$	0.65	\$	252	\$	54
\$	5.65	\$	68	\$	10
\$	0.19	\$	175	\$	25
\$	15.72	\$	330	\$	47
\$	7.58	\$	364	\$	338
\$	93.97	\$	1,879	\$	1,476
\$	-	\$	-	\$	-
			\$1,954,253	\$306,782	

\$	7.01	\$	841	\$	119
\$	168.59	\$	15,847	\$	2,236
\$	240.80	\$	6,261	\$	883
\$	194.04	\$	39,002	\$	5,504
\$	124.32	\$	23,373	\$	3,298
\$	178.52	\$	29,099	\$	4,106
\$	132.04	\$	90,185	\$	12,726
\$	281.84	\$	57,214	\$	8,074
\$	133.86	\$	1,606	\$	1,491
\$	4.47	\$	41,673	\$	5,881
\$	142.44	\$	1,709	\$	1,342
\$	11.18	\$	37,310	\$	5,265
\$	91.57	\$	8,055	\$	1,137
\$	18.63	\$	39,996	\$	5,644
\$	95.36	\$	24,794	\$	3,499
\$	93.98	\$	634	\$	453
\$	-	\$	-	\$	-

\$416,759	\$61,539
------------------	-----------------

\$	-	\$	517,453	\$	-
----	---	----	---------	----	---

\$517,453.33	\$0.00
---------------------	---------------

\$	-	\$	3,986	\$	-
----	---	----	-------	----	---

\$3,985.70	\$0.00
-------------------	---------------

	Proposed Annual Revenue	Change in Revenue
Clallam Total	\$7,614,182.44	\$1,034,643.66
CityPA-M Total	\$521,295.48	\$68,997.68
	\$8,135,477.91	\$1,103,641.33

Increase per LG	True-Up	Total PI	Diff From LG
15.28%	1.15%	16.43%	(25,432)

Revenue Requirement Calc

Proposed Annual Rev	\$ 8,135,477.91
Rev Requirement - LG	\$ 8,135,477.63
Difference	\$ 0.28

Murrey's Disposal Co., Inc. G-9
 dba Olympic Disposal
 Jefferson Regulated Price Out
 August 1, 2022 - July 31, 2023

Service Code	Service Code Description	Tariff Rate Monthly Rate	Tariff Page	Aug-22 Revenue
RESIDENTIAL SERVICES				
RESIDENTIAL GARBAGE				
20RW1	1-20 GAL CART WEEKLY SVC	\$18.24	21.0	292
32RE1	1-32 GAL CAN-EOW SVC	\$13.82	21.0	97
32RW1	1-32 GAL CAN-WEEKLY SVC	\$23.61	21.0	47
32RW2	2-32 GAL CANS-WEEKLY SVC	\$34.95	21.0	83
35RW1	1-35 GAL CART WEEKLY SVC	\$25.77	21.0	34,719
96RW1	1-96 GAL CART WEEKLY SVC	\$43.23	21.0	9,997
CARRYRE	CARRYOUT PER CAN-EOW	\$1.65	19.0	2
CARRYRW	CARRYOUT PER CAN-WKLY	\$1.65	19.0	7
EXTRAR	EXTRA CAN/BAGS	\$7.75	21A	461
OFOWR	OVERFILL/OVERWEIGHT CHG	\$7.30	16.0	99
RDELCART	RE-DELIVERY FEE-CART	\$20.51	15.0	41
RESTART	SERVICE RESTART FEE	\$10.25	15.0	82
TRIPRCANS	RETURN TRIP CHARGE - CANS	\$6.17	17.0	3
60RW1	1-60 GAL CART WEEKLY SVC	\$33.19	21.0	27,158
35RE1	1-35 GAL CART EOW SVC	\$15.18	21.0	12,341
35RM1	1-35 GAL MONTHLY	\$9.53	21.0	1,072
60RE1	1-60GAL CART EOW SVC	\$18.48	21.0	15,773
60RE2	2-60 GAL CARTS EOW SVC	\$36.96	21.0	111
60RM1	1-60 GAL CART MONTHLY SVC	\$12.49	21.0	512
60RW2	2-60 GAL CARTS WEEKLY SVC	\$66.38	21.0	332
96RE1	1-96 GAL EOW	\$24.44	21.0	4,332
96RM1	1-96 GAL MONTHLY	\$16.33	21.0	131
DRVNRE1	DRIVE IN UP TO 250-EOW	\$5.39	19.0	32
DRVNRE2	DRIVE IN OVER 250-EOW	\$5.39	19.0	11
DRVNRW1	DRIVE IN UP TO 250	\$5.39	19.0	11
RCARRYOUT 5-25	RESI CARRYOUT FEE 5-25 FT	\$1.65	19.0	8
RCARRYOUT OVER 25	RESI CARRYOUT FEE 25+ FT	\$2.48	19.0	2
SP35-RES	SPECIAL PICKUP 35GL RES	\$8.40	21A	59
SP60-RES	SPECIAL PICKUP 60GL RES	\$8.40	21A	50
SP96-RES	SPECIAL PICKUP 96GL RES	\$8.40	21A	8
32RM1	1-32 GAL CAN-MONTHLY SVC	\$8.40	21A	17
RGATE	RESI GATE CHARGE	\$2.53	19.0	3
ROLLE-RESI	ROLLOUT RESI EOW UP TO 25	\$1.21	31.0	17
ROLLM-RESI	ROLLOUT RESI MTHLY UP TO 25 FT	\$0.56	31.0	1
ROLLW-RESI	Rollout 25ft/can per pick up	\$2.43	31.0	10
OC-RES	ON CALL SERVICE - RES	\$8.40	21A	8
TOTAL RESIDENTIAL GARBAGE				\$107,927.09
RESIDENTIAL RECYCLING				
recyonlypre	RECYCLE SERVICE ONLY	\$10.87	21.0	92
recyrpre	RECYCLE PROGRAM WITH MSW	\$9.54	21.0	7,052
TOTAL RESIDENTIAL RECYCLING				\$7,144.84

COMMERCIAL SERVICES**COMMERCIAL SERVICES****COMMERCIAL GARBAGE****COMMERCIAL GARBAGE**

CTIME	COMMERCIAL TIME CHARGE	\$58.06	29.0	32
DEL1.5TEMP-COM	DELIVERY FEE 1.5YD TEMP	\$31.65	35.0	-
DEL2TEMP-COM	DELIVERY FEE 2YD TEMP	\$42.85	35.0	171
F2YD1W	2YD CONT 1X WEEKLY	\$195.89	35.0	2,155
F2YDEOW	2YD CONT EVERY OTHER WK	\$98.17	35.0	982
F4YD1W	4YD CONT 1X WEEKLY SVC	\$350.73	36.0	7,716
F6YD1W	6YD CONT 1X WEEKLY SVC	\$529.39	35.0	2,118
F1.5YD1W	1.5YD CONT 1X WEEKLY	\$140.12	35.0	280
F1.5YDEOW	1.5YD CONT EVERY OTHER WK	\$70.22	35.0	140
F1YD1M	1YD CONT 1X MONTH SVC	\$23.08	35.0	115
F1YD1W	1YD CONT 1X WEEKLY	\$99.94	35.0	525
F1YDEOW	1YD CONT EVERY OTHER WK	\$50.08	35.0	551
F2YD2W	2YD CONT 2X WEEKLY	\$391.78	35.0	7,052
F3YD1W	3YD CONT 1X WEEKLY SVC	\$257.12	35.0	2,314
F3YDEOW	3YD CONT EOW SVC	\$128.85	35.0	129
F4YDEOW	4YD CONT EOW SVC	\$175.77	36.0	352
SP1.5-COM	SPECIAL PICKUP 1.5YD	\$35.36	35.0	35
SP2-COM	SPECIAL PICKUP 2YD	\$50.24	35.0	251
DEL1TEMP-COM	DELIVERY FEE 1YD TEMP	\$24.07	35.0	24
SP1-COM	SPECIAL PICKUP 1YD	\$26.08	35.0	130
F2YDEXCO	CUST OWN 2YD EXTRA PU	\$50.24	36.0	754
F2YD1WCO	CUST OWN 2YD 1X WK	\$195.89	36.0	-
CEXYD	CMML EXTRA YARDAGE	\$27.87	35.0	1,666
CLOCKWKLY	LOCK CHARGE-CONTAINER WKL	\$4.85	35.0	126
R1.5YD1W	1.5YD CONT 1xWEEKLY SVC	\$140.12	35.0	5,920
R1.5YD2W	1.5YD CONT 2xWEEKLY SVC	\$280.24	35.0	280
R1.5YDEX	1.5YD CONTAINER EXTRA PU	\$35.36	35.0	-
R1.5YDRENTM	1.5YD CONTAINER RENT-MTH	\$6.75	35.0	95
R1.5YDRENTTD	1.5 YD TEMP CONT RENT DAI	\$0.77	35.0	24
R1.5YDTPU	1.5YD TEMP CONTAINER PU	\$36.62	35.0	-
R1YD1W	1YD CONT 1xWEEKLY SVC	\$99.94	35.0	8,045
R1YD2W	1YD CONT 2xWEEKLY SVC	\$199.87	35.0	1,399
R1YDEX	1YD CONTAINER EXTRA PU	\$26.08	35.0	-
R1YDRENTM	1YD CONTAINER RENT-MTHLY	\$5.06	35.0	101
R2YD1W	2YD CONT 1xWEEKLY SVC	\$195.89	36.0	24,388
R2YD2W	2YD CONT 2xWEEKLY SVC	\$391.78	36.0	8,619
R2YDEX	2YD CONTAINER EXTRA PU	\$50.24	35.0	50
R2YDRENTM	2YD CONTAINER RENT-MTHLY	\$9.02	35.0	190
R2YDTPU	2YD TEMP CONTAINER PU	\$51.57	35.0	928
RDELTO8	REDELIVERY FEE UP TO 8YDS	\$30.85	15.0	31
CLOCKEOW	LOCK CHARGE - CONT EOW	\$2.43	36.0	49
96CW1	1-96 GL CART WEEKLY SVC	\$44.77	35.5	616
CGATE	GATE CHARGE	\$4.85	36.0	50
35CW1	1-35 GAL CAN WEEKLY SVC	\$26.89	35.5	1,264
60CW1	1-60 GAL CART CMML WKLY	\$34.21	35.5	137
CGATEEOW	GATE CHARGE EOW	\$2.43	36.0	10
R1.5YDEOW	1.5YD CONT EOW SVC	\$70.22	35.0	2,423
R1YD1M	1YD CONTAINER 1X A MONTH	\$23.08	35.0	439
R1YDEOW	1YD CONT EOW SVC	\$50.08	35.0	9,490
R2YD1M	2YD CONT 1X MONTH SVC	\$45.24	35.0	1,176
R2YDEOW	2YD CONT EOW SVC	\$98.17	35.0	6,185
CTRIP	RETURN TRIP CHARGE - CONT	\$9.91	17.0	10
R2YDRENTTD	2 YD TEMP CONT RENT DAILY	\$0.82	35.0	134
R1.5YD1M	1.5YD CONT 1X MONTH SVC	\$32.36	35.0	518
R1YDRENTTD	1YD TEMP CONT RENT DAILY	\$0.56	35.0	4

ROLLOUTOC	ROLL OUT	\$1.12	31.0	1
R1YDRENTT	1YD TEMP CONT RENT	\$5.60	35.0	6
ADDTLPACK25	OVER 25FT ROLLOUT FOR CONTAINERS	\$0.16	31.0	8
CEX	EXTRA CANS	\$7.65	36.0	61
RDELOVER8	REDELIVERY FEE OVER 8YDS	\$61.55	15.0	-
R1YDTPU	1YD TEMP CONT PU	\$26.09	35.0	-
ADDTLPACKA25	OVER 25FT ROLLOUT FOR AUTO CARTS	\$0.11	35.0	6

TOTAL COMMERCIAL GARBAGE

\$100,272.82

DROP BOX SERVICES

DROP BOX SERVICES

DROP BOX HAULS/RENTAL

DROP BOX HAULS/RENTAL

CONNECTFEE	CONNECT/DISCONNECT	\$6.02	42.0	24
CPHAUL15	15YD COMPACTOR-HAUL	\$113.82	42.0	114
CPHAUL30	30YD COMPACTOR-HAUL	\$206.82	42.0	827
RODEL	ROLL OFF-DELIVERY	\$166.66	39.0	1,833
ROHAUL20	20YD ROLL OFF-HAUL	\$106.78	39.0	1,815
ROHAUL20T	20YD ROLL OFF TEMP HAUL	\$153.33	39.0	1,380
ROHAUL30	30YD ROLL OFF-HAUL	\$113.41	39.0	2,949
ROHAUL30T	30YD ROLL OFF TEMP HAUL	\$242.07	39.0	1,937
ROMILE	ROLL OFF-MILEAGE	\$3.84	39.0	1,475
RORELOCATE	ROLL OFF RELOCATE	\$122.34	17.0	-
RORENT20D	20YD ROLL OFF-DAILY RENT	\$9.60	39.0	1,910
RORENT20M	20YD ROLL OFF-MNTHLY RENT	\$78.65	39.0	543
RORENT30D	30YD ROLL OFF-DAILY RENT	\$16.00	39.0	1,952
RORENT30M	30YD ROLL OFF-MNTHLY RENT	\$81.90	39.0	761
ROWAIT	TIME/STANDBY CHARGE	\$80.72	29.0	-
ROHAUL30CO	30YD CUST OWNED R/O HAUL	\$114.97	40.0	115
ROHAUL40	40YD ROLL OFF-HAUL	\$131.42	39.0	1,183
RORENT40M	40YD ROLL OFF-MNTHLY RENT	\$81.90	39.0	82

\$18,899.29

PASSTHROUGH DISPOSAL

PASSTHROUGH DISPOSAL

DISP	DISPOSAL FEE PER TON	\$157.27	34.0	29,686
------	----------------------	----------	------	--------

TOTAL PASSTHROUGH DISPOSAL

\$ 29,686.29

Service Charges

Service Charges

FINCHG	LATE FEE	\$1.00	8.0	336
--------	----------	--------	-----	-----

TOTAL SERVICE CHARGES

\$336.07

Service Charges

Mill Haul

ROWKND	WEEKEND/HOLIDAY RO SVC	\$250.70	16.0	-
ROMILL - W		\$2,334.24	16.0	9,337
ROMILL-C		\$1,731.88	16.0	121,548

130,885

TOTAL REVENUE

\$395,151.60

Sep-22	Oct-22	Nov-22	Dec-22	Jan-23	Feb-23
Revenue	Revenue	Revenue	Revenue	Revenue	Revenue

283	292	292	292	292	292
97	83	90	83	97	97
47	47	35	24	24	24
109	105	105	79	79	70
34,893	33,958	33,933	33,147	33,145	32,615
10,235	10,467	10,759	10,591	10,959	10,856
2	2	2	2	2	2
7	7	7	5	5	5
1,290	291	1,306	264	1,434	357
215	80	161	7	44	-
349	51	195	10	338	62
205	46	169	41	297	62
3	-	12	3	3	3
27,680	27,308	27,549	27,473	27,747	27,535
12,458	12,197	12,321	12,079	12,178	12,076
1,129	1,077	1,086	1,058	1,058	1,091
16,031	15,787	16,045	15,819	16,041	15,777
111	111	111	111	111	111
500	506	556	562	600	575
332	332	332	332	431	266
4,466	4,558	4,705	4,625	4,662	4,613
131	147	163	163	163	163
32	32	32	38	38	35
11	11	11	11	11	11
11	11	11	11	11	16
8	8	8	8	8	8
2	2	2	2	2	2
84	21	46	21	29	21
126	42	92	8	59	17
25	4	21	8	25	13
17	17	17	17	17	17
3	3	3	3	3	3
18	19	19	18	18	18
1	1	1	1	1	1
12	12	12	11	11	10
25	4	13	-	17	4
\$110,948.17	\$107,638.67	\$110,222.12	\$106,926.78	\$109,958.15	\$106,824.59

98	117	128	117	122	117
7,300	7,224	7,262	7,296	7,420	7,341
\$7,398.30	\$7,341.02	\$7,390.04	\$7,412.56	\$7,542.02	\$7,457.89

-	-	-	-	-	-
-	-	-	-	-	-
300	171	43	129	-	86
2,106	2,057	4,016	3,526	3,330	3,183
982	933	884	884	884	933
7,804	7,804	7,716	7,541	7,365	7,365
2,118	2,118	2,118	2,118	2,118	2,118
280	280	420	420	420	420
140	140	140	140	140	140
115	92	92	92	92	69
500	575	550	500	475	500
551	601	601	601	601	576
7,052	5,142	784	784	784	784
2,314	2,314	2,314	2,314	2,250	2,057
129	129	129	129	129	258
527	527	527	527	527	527
-	35	-	35	71	-
50	100	50	-	151	151
-	-	-	-	-	-
78	104	-	-	52	130
402	201	-	-	-	-
-	-	-	-	-	-
1,770	941	334	77	481	627
129	129	129	129	129	129
5,710	5,605	5,395	5,325	5,325	5,255
280	280	280	280	280	280
-	-	-	-	-	-
95	103	(90)	128	128	135
23	24	14	-	-	-
-	-	37	-	-	-
8,270	8,245	8,220	8,145	7,995	7,845
1,399	1,399	1,399	1,399	1,399	1,399
26	-	-	-	-	-
94	92	123	131	141	133
25,221	24,241	21,156	22,821	22,870	22,576
7,640	6,562	6,268	6,268	6,464	6,317
-	-	-	50	-	-
188	187	235	235	244	261
722	774	774	309	722	464
62	62	31	-	-	-
49	46	46	49	49	49
582	638	672	672	649	627
49	49	49	49	49	57
1,264	1,264	1,264	1,237	1,237	1,223
171	180	205	205	205	205
10	10	10	10	10	10
2,458	2,493	2,493	2,598	2,633	2,528
439	439	462	508	554	577
9,465	9,490	9,590	9,690	9,665	9,766
1,131	1,131	1,131	1,131	1,176	1,221
5,988	6,087	5,988	5,988	5,988	6,430
-	-	10	10	-	-
213	180	232	214	224	113
518	518	550	615	615	647
17	17	17	17	6	-

1	1	1	1	1	1
6	6	6	6	6	6
8	6	6	6	6	6
92	69	-	-	15	-
-	-	-	-	-	-
-	-	-	-	26	-
6	6	6	3	3	3
\$99,540.24	\$94,595.74	\$87,424.61	\$88,044.82	\$88,683.21	\$88,187.17

12	18	18	12	12	18
-	-	-	-	-	-
414	620	620	414	414	620
2,000	1,667	167	833	833	667
1,068	854	1,175	854	1,281	854
1,380	1,687	920	767	1,227	767
1,928	2,722	2,155	1,701	2,041	1,928
1,452	1,210	1,210	2,663	2,421	484
879	1,286	710	515	780	518
-	-	-	122	-	-
2,314	2,170	1,670	1,872	1,824	1,085
469	472	472	472	495	551
2,672	3,024	2,672	2,096	1,632	768
819	819	655	655	655	655
-	20	-	-	-	-
-	230	-	-	-	-
1,183	1,183	1,051	1,183	1,183	1,051
82	82	82	82	82	82
\$16,671.67	\$18,063.88	\$13,578.04	\$14,240.47	\$14,879.19	\$10,048.37

20,401	23,127	19,752	19,124	25,020	12,110
\$ 20,401.03	\$ 23,127.43	\$ 19,751.56	\$ 19,124.01	\$ 25,020.10	\$ 12,109.79

196	144	194	239	323	344
\$196.00	\$143.93	\$194.16	\$238.51	\$322.66	\$343.87

-	-	-	3,284	1,354	-
-	9,337	11,671	-	11,671	21,008
94,538	64,150	75,968	54,021	86,097	102,978
94,538	73,487	87,639	57,306	99,122	123,987
\$349,692.93	\$324,398.09	\$326,199.38	\$293,292.77	\$345,526.98	\$348,958.21

Mar-23	Apr-23	May-23	Jun-23	Jul-23	Total
Revenue	Revenue	Revenue	Revenue	Revenue	Revenue

292	292	292	292	292	3,493
97	86	93	83	83	1,085
18	-	-	-	-	266
105	105	105	105	105	1,153
32,924	33,172	34,248	34,280	34,429	405,464
11,267	11,315	11,499	11,607	11,931	131,484
2	2	2	2	2	20
4	3	3	3	3	59
1,217	574	2,596	608	1,197	11,594
95	51	642	288	391	2,073
656	256	954	113	277	3,302
287	97	138	56	138	1,620
22	-	19	12	43	123
27,892	28,187	28,196	29,469	30,279	336,471
12,288	12,227	12,448	12,114	12,235	146,963
1,110	1,101	1,110	1,044	1,053	12,989
16,073	16,179	16,456	16,344	16,695	193,021
111	111	111	111	111	1,331
587	581	581	587	587	6,732
266	266	266	266	332	3,750
4,723	4,809	4,943	4,980	5,163	56,579
163	180	180	171	171	1,927
32	27	27	27	35	388
11	11	11	11	11	129
16	16	16	16	16	162
8	8	8	8	8	97
2	2	2	2	2	29
80	42	126	55	97	680
67	29	113	38	155	798
21	13	29	13	71	252
17	8	8	-	-	151
3	3	3	-	-	25
18	18	18	18	18	220
1	1	1	-	-	11
10	10	(106)	7	7	6
13	4	21	4	13	126
\$110,496.31	\$109,786.36	\$115,159.99	\$112,733.84	\$115,951.53	\$1,324,573.60

128	120	130	133	139	1,440
7,537	7,436	7,594	7,777	7,992	89,232
\$7,664.33	\$7,556.00	\$7,724.28	\$7,910.64	\$8,130.72	\$90,672.64

-	-	-	-	-	32
32	-	-	-	-	32
43	214	129	86	171	1,543
3,085	3,722	3,477	1,567	1,567	33,791
933	884	884	982	982	11,142
7,541	7,716	7,716	7,716	7,716	91,716
2,118	2,118	2,118	2,118	2,118	25,411
280	280	280	280	280	3,923
211	211	211	211	211	2,036
92	92	92	92	115	1,154
400	400	400	400	300	5,522
501	501	501	501	501	6,586
784	784	2,840	6,660	7,052	40,500
2,057	2,057	2,314	2,314	2,314	26,933
258	258	129	129	129	1,933
527	527	527	527	527	6,152
35	-	-	35	106	354
50	50	201	251	-	1,306
-	-	-	-	24	48
78	104	183	130	209	1,200
-	352	754	1,356	1,206	5,024
98	392	392	392	392	1,665
711	383	766	544	1,024	9,324
129	129	133	132	133	1,553
5,044	5,149	5,149	5,290	5,500	64,665
280	280	280	280	280	3,363
-	-	35	-	-	35
135	135	135	135	141	1,275
23	23	24	-	-	155
37	37	73	-	-	183
8,095	8,370	8,670	8,570	8,345	98,816
1,399	1,399	1,399	1,399	1,399	16,789
-	-	-	-	26	52
144	152	161	165	168	1,606
22,968	24,045	25,368	25,906	26,249	287,811
6,220	5,877	6,366	7,738	8,129	82,470
-	-	-	-	-	100
272	276	280	280	280	2,925
155	258	722	670	258	6,756
31	185	93	-	31	524
51	55	56	56	56	609
604	582	604	593	660	7,499
64	64	64	61	59	662
1,210	1,210	1,217	1,237	1,237	14,863
205	205	188	171	171	2,249
10	10	10	10	10	117
2,493	2,458	2,493	2,528	2,528	30,124
623	646	646	646	669	6,647
9,716	9,640	9,741	9,891	9,841	115,985
1,357	1,312	1,312	1,357	1,357	14,793
6,577	6,676	6,872	6,725	6,626	76,131
-	10	-	10	-	50
21	70	146	162	151	1,859
647	647	647	647	647	7,216
-	-	-	-	8	87

1	1	1	1	1	9
6	6	6	6	6	67
6	6	6	6	6	76
-	-	-	-	-	237
-	-	-	62	-	62
-	-	-	-	26	52
3	5	5	6	6	57
\$88,356.17	\$90,959.80	\$96,812.77	\$101,028.62	\$101,947.82	\$1,125,853.79

18	12	24	12	24	205
-	-	-	-	-	114
620	414	827	414	827	7,032
1,500	833	1,500	2,333	833	14,999
1,068	961	1,175	1,175	1,175	13,454
920	307	2,300	1,073	1,227	13,953
1,928	1,928	2,495	2,268	2,835	26,878
1,210	484	726	2,663	1,210	17,671
707	780	1,006	795	1,505	10,956
122	-	-	-	-	245
547	970	1,248	1,450	2,035	19,094
551	551	474	459	472	5,979
1,936	2,928	2,464	2,704	1,888	26,736
803	789	774	966	1,229	9,581
101	-	40	-	-	161
115	-	115	-	230	805
1,183	1,051	1,051	1,183	1,183	13,668
82	82	82	82	82	983
\$13,410.90	\$12,088.66	\$16,302.24	\$17,576.11	\$16,754.98	\$182,513.80

16,054	13,168	22,744	20,596	19,476	241,258
--------	--------	--------	--------	--------	---------

\$ 16,054.15	\$ 13,167.77	\$ 22,744.26	\$ 20,595.63	\$ 19,476.31	\$ 241,258.33
---------------------	---------------------	---------------------	---------------------	---------------------	----------------------

147	827	(411)	163	219	2,720
\$146.65	\$827.41	-\$410.56	\$162.54	\$219.09	\$2,720.33

-	-	-	-	-	4,638
-	16,340	11,671	4,668	11,671	107,375
108,043	87,785	106,355	87,785	41,568	1,030,835
108,043	104,125	118,026	92,453	53,239	1,142,848
\$344,171.39	\$338,510.52	\$376,358.89	\$352,460.70	\$315,719.17	\$4,110,440.63

	Aug-22	Sep-22	Oct-22	Nov-22	Dec-22
	Customers	Customers	Customers	Customers	Customers

32000	16	15	16	16	16
32000	7	7	6	7	6
32000	2	2	2	2	1
32000	2	3	3	3	2
32000	1,347	1,354	1,318	1,317	1,286
32000	231	237	242	249	245
32001	1	1	1	1	1
32001	4	4	4	4	3
32001	60	166	38	169	34
32001	14	30	11	22	1
32000	2	17	3	9	1
32000	8	20	5	16	4
32001	1	0	-	2	1
32000	818	834	823	830	828
32000	813	821	804	812	796
32000	113	118	113	114	111
32000	854	868	854	868	856
32000	3	3	3	3	3
32000	41	40	41	44	45
32000	5	5	5	5	5
32000	177	183	187	193	189
32000	8	8	9	10	10
32000	6	6	6	6	7
32000	2	2	2	2	2
32000	2	2	2	2	2
32000	5	5	5	5	5
32000	1	1	1	1	1
32001	7	10	3	6	3
32001	6	15	5	11	1
32001	1	3	1	3	1
32000	2	2	2	2	2
32001	1	1	1	1	1
32001	14	15	16	16	15
32001	2	2	2	2	2
32001	4	5	5	5	4
32000	1	3	1	2	-
	4,439	4,500	4,426	4,474	4,401

32100	8	9	11	12	11
32100	739	765	757	761	765
	748	774	768	773	775

33010	1	-	-	-	-
33010	-	-	-	-	-
33010	4	7	4	1	3
33010	11	11	10	20	18
33010	10	10	9	9	9
33010	22	22	22	22	21
33010	4	4	4	4	4
33010	2	2	2	3	3
33010	2	2	2	2	2
33010	5	5	4	4	4
33010	5	5	6	6	5
33010	11	11	12	12	12
33010	18	18	13	2	2
33010	9	9	9	9	9
33010	1	1	1	1	1
33010	2	3	3	3	3
33010	1	-	1	-	1
33010	5	1	2	1	-
33010	1	-	-	-	-
33010	5	3	4	-	-
33011	15	8	4	-	-
33010	-	-	-	-	-
33011	60	64	34	12	3
33011	26	26	27	26	27
33010	42	41	40	39	38
33010	1	1	1	1	1
33011	-	-	-	-	-
33010	14	14	15	(13)	19
33010	31	30	31	18	-
33010	-	-	-	1	-
33010	80	83	83	82	82
33010	7	7	7	7	7
33011	-	1	-	-	-
33010	20	19	18	24	26
33010	124	129	124	108	116
33010	22	19	17	16	16
33011	1	-	-	-	1
33010	21	21	21	26	26
33010	18	14	15	15	6
33010	1	2	2	1	-
33011	20	20	19	19	20
33010	14	13	14	15	15
33011	10	10	10	10	10
33010	47	47	47	47	46
33010	4	5	5	6	6
33010	4	4	4	4	4
33010	35	35	36	36	37
33010	19	19	19	20	22
33010	189	189	190	192	194
33010	26	25	25	25	25
33010	63	61	62	61	61
33011	1	-	-	1	1
33010	163	260	220	283	261
33010	16	16	16	17	19
33010	8	30	31	30	31

33011	1	1	1	1	1
33010	1	1	1	1	1
33011	50	50	41	41	37
33011	8	12	9	-	-
33010	-	-	-	-	-
33010	-	-	-	-	-
33011	52	54	54	54	28
	810	808	798	783	784

31010	4	2	3	3	2
31000	1	-	-	-	-
31000	4	2	3	3	2
31010	11	12	10	1	5
31000	17	10	8	11	8
31000	9	9	11	6	5
31000	26	17	24	19	15
31000	8	6	5	5	11
31010	384	229	335	185	134
31010	-	-	-	-	1
31002	7	8	8	6	7
31002	7	6	6	6	6
31002	4	6	6	6	4
31002	9	10	10	8	8
31010	-	-	0	-	-
31000	1	-	2	-	-
31000	9	9	9	8	9
31002	1	1	1	1	1
	33	33	34	29	28

31005

38000

31020

31020

31020

Jan-23	Feb-23	Mar-23	Apr-23	May-23	Jun-23	Jul-23
Customers	Customers	Customers	Customers	Customers	Customers	Customers

16	16	16	16	16	16	16
7	7	7	6	7	6	6
1	1	1	-	-	-	-
2	2	3	3	3	3	3
1,286	1,266	1,278	1,287	1,329	1,330	1,336
253	251	261	262	266	268	276
1	1	1	1	1	1	1
3	3	3	2	2	2	2
185	46	157	74	335	79	154
6	-	13	7	88	40	54
16	3	32	13	46	6	13
29	6	28	10	13	6	13
0	1	3	-	3	2	7
836	830	840	849	850	888	912
802	796	810	806	820	798	806
111	115	116	116	116	110	110
868	854	870	876	891	884	903
3	3	3	3	3	3	3
48	46	47	47	46	47	47
7	4	4	4	4	4	5
191	189	193	197	202	204	211
10	10	10	11	11	11	10
7	7	6	5	5	5	6
2	2	2	2	2	2	2
2	3	3	3	3	3	3
5	5	5	5	5	5	5
1	1	1	1	1	1	1
4	3	10	5	15	7	12
7	2	8	4	14	5	19
3	2	3	2	4	2	9
2	2	2	1	1	-	-
1	1	1	1	1	-	-
15	15	15	15	15	15	15
2	2	2	2	2	-	-
4	4	4	4	(44)	3	3
2	1	2	1	3	1	2
4,443	4,390	4,460	4,482	4,565	4,572	4,646

11	11	12	11	12	12	13
778	770	790	780	796	815	838
789	780	802	791	808	827	850

-	-	-	-	-	-	-	-
-	-	1	-	-	-	-	-
-	2	1	5	3	2	4	
17	16	16	19	18	8	8	
9	9	9	9	9	10	10	
21	21	21	22	22	22	22	
4	4	4	4	4	4	4	
3	3	2	2	2	2	2	
2	2	3	3	3	3	3	
4	3	4	4	4	4	5	
5	5	4	4	4	4	3	
12	12	10	10	10	10	10	
2	2	2	2	7	17	18	
9	8	8	8	9	9	9	
1	2	2	2	1	1	1	
3	3	3	3	3	3	3	
2	-	1	-	-	1	3	
3	3	1	1	4	5	-	
-	-	-	-	-	-	1	
2	5	3	4	7	5	8	
-	-	-	7	15	27	24	
-	-	0	2	2	2	2	
17	23	26	14	28	20	37	
26	27	26	27	27	27	27	
38	38	36	37	37	38	39	
1	1	1	1	1	1	1	
-	-	-	-	1	-	-	
19	20	20	20	20	20	21	
-	-	30	30	31	-	-	
-	-	1	1	2	-	-	
80	79	81	84	87	86	83	
7	7	7	7	7	7	7	
-	-	-	-	-	-	1	
28	26	28	30	32	33	33	
117	115	117	123	129	132	134	
17	16	16	15	16	20	21	
-	-	-	-	-	-	-	
27	29	30	31	31	31	31	
14	9	3	5	14	13	5	
-	-	1	6	3	-	1	
20	20	21	22	23	23	23	
14	14	13	13	13	13	15	
10	12	13	13	13	13	12	
46	45	45	45	45	46	46	
6	6	6	6	5	5	5	
4	4	4	4	4	4	4	
38	36	36	35	36	36	36	
24	25	27	28	28	28	29	
193	195	194	193	195	198	197	
26	27	30	29	29	30	30	
61	65	67	68	70	68	67	
-	-	-	1	-	1	-	
273	138	25	85	178	197	184	
19	20	20	20	20	20	20	
11	-	-	-	-	-	15	

1	1	1	1	1	1	1	1
1	1	1	1	1	1	1	1
37	37	37	37	37	37	37	37
2	-	-	-	-	-	-	-
-	-	-	-	-	-	1	-
1	-	-	-	-	-	-	1
28	28	28	45	45	50	50	50
793	789	788	802	830	840	837	837

2	3	3	2	4	2	4
-	-	-	-	-	-	-
2	3	3	2	4	2	4
5	4	9	5	9	14	5
12	8	10	9	11	11	11
8	5	6	2	15	7	8
18	17	17	17	22	20	25
10	2	5	2	3	11	5
203	135	184	203	262	207	392
-	-	1	-	-	-	-
6	4	2	3	4	5	7
6	7	7	7	6	6	6
3	2	4	6	5	6	4
8	8	10	10	9	12	15
-	-	1	-	1	-	-
-	-	1	-	1	-	2
9	8	9	8	8	9	9
1	1	1	1	1	1	1
27	24	27	29	30	31	37

Total Customers

**Average
Customer**

Cart		Cont
Quantity	Count	Quantity

16
7
1
3
1,311
253

0 0
0 0
0 0
0 0
1 1311
1 253

1
3
125
26
13
13
2

845
807
114
870
3
45
5
193
10

60 1 845
35 1 807
35 1 114
60 1 870
60 2 6
60 1 45
60 2 9
96 1 193
96 1 10

6
2
3
5
1
7
8
3

2
1
15
2
4
1

32 0 0

4,484

4,463

11
779

Recy
Recy

1 11
1 779

790

790

1					
1					
3					
14	2YD				1
9	2YD				1
22	4YD				1
4	6YD				1
2	1.5YD				1
2	1.5YD				1
4	1YD				1
5	1YD				1
11	1YD				1
9	2YD				1
9	3YD				1
1	3YD				1
3	4YD				1
1					
3					
1					
5					
14					
2	2YD				0
28					
27					
38	1.5YD				1
1	1.5YD				1
1					
18					
29					
1	1.5YD				1
82	1YD				1
7	1YD				1
1	1YD				0
26					
122	2YD				1
18	2YD				1
1					
27					
11	2YD				1
2					
21					
14		96	1	14	
11					
46		35	1	46	
5		60	1	5	
4					
36	1.5YD				1
24	1YD				1
193	1YD				1
27	2YD				1
65	2YD				1
1					
189					
19	1.5YD				1
22					

1
1
39
8

1
43
809

1YD

1

Carts	65
Containers	741

65

3
0
1
8
11
8
20
6
238
0

6
6
5
10
0
1
9
1
28

20YD-RO
20YD-RO
30YD-RO
30YD-RO

40YD-RO

-

6112

5,319

Container	Drop Box	
Count	Quantity	Count

**Dump Fee Price
effective 10.1.2023**

18.38
13.94
23.85
35.32
26.04
43.72
1.65
1.65
7.81
7.36
20.51
10.25
6.17
33.53
15.31
9.59
18.65
37.30
12.57
67.06
24.68
16.44
5.39
5.39
5.39
1.65
2.48
8.46
8.46
8.46
8.46
2.53
1.21
0.56
2.43
8.40

-

-

10.87
9.54

-

-

-

	58.06
	31.65
	42.85
14	198.23
9	99.34
22	355.15
4	535.40
2	141.94
2	71.13
4	23.37
5	101.19
11	50.71
9	396.45
9	260.54
1	130.57
3	177.98
	35.78
	50.78
	24.07
	26.37
	50.78
-	198.23
	28.08
	4.85
38	141.92
1	283.83
	35.78
	6.75
	0.77
1	37.04
82	101.19
7	202.39
-	26.37
	5.06
122	198.22
18	396.44
	50.78
	9.02
11	52.11
	30.85
	2.43
	45.25
	4.85
	27.15
	34.55
	2.43
36	71.13
24	23.37
193	50.71
27	45.78
65	99.34
	9.91
	0.82
19	32.78
	0.56

1.12
5.60
0.16
7.70
61.55
26.38
0.11
0.11

1

741

-

6.02
113.82
206.82
166.66
106.78
153.33
113.41
242.07
3.84
122.34
9.60
78.65
16.00
81.90
80.72
114.97
131.42
81.90

1 6
1 6
1 5
1 10

1 1

-

27

-

1.00

741

27

Area Total

Per Price Out

Proposed Tariff Rate	Proposed Annual Revenue	Change in Annual Revenue	
			\$ 3,483,020

\$ 21.65	\$ 4,146	\$ 653
\$ 16.42	\$ 1,289	\$ 204
\$ 28.09	\$ 316	\$ 50
\$ 41.59	\$ 1,373	\$ 219
\$ 30.66	\$ 482,468	\$ 77,004
\$ 51.49	\$ 156,610	\$ 25,126
\$ 1.94	\$ 23	\$ 4
\$ 1.94	\$ 70	\$ 11
\$ 9.20	\$ 13,761	\$ 2,167
\$ 8.66	\$ 2,461	\$ 387
\$ 24.16	\$ 3,889	\$ 587
\$ 12.07	\$ 1,907	\$ 288
\$ 7.27	\$ 145	\$ 22
\$ 39.49	\$ 400,316	\$ 63,845
\$ 18.03	\$ 174,603	\$ 27,640
\$ 11.29	\$ 15,395	\$ 2,405
\$ 21.96	\$ 229,410	\$ 36,389
\$ 43.93	\$ 1,581	\$ 251
\$ 14.80	\$ 7,980	\$ 1,247
\$ 78.98	\$ 4,462	\$ 712
\$ 29.07	\$ 67,290	\$ 10,711
\$ 19.36	\$ 2,285	\$ 358
\$ 6.35	\$ 457	\$ 69
\$ 6.35	\$ 152	\$ 23
\$ 6.35	\$ 190	\$ 29
\$ 1.94	\$ 114	\$ 17
\$ 2.92	\$ 34	\$ 5
\$ 9.96	\$ 807	\$ 127
\$ 9.96	\$ 947	\$ 149
\$ 9.96	\$ 299	\$ 47
\$ 9.96	\$ 179	\$ 28
\$ 2.98	\$ 30	\$ 4
\$ 1.43	\$ 259	\$ 39
\$ 0.66	\$ 13	\$ 2
\$ 2.86	\$ 7	\$ 1
\$ 9.89	\$ 148	\$ 22

\$1,575,416 **\$250,842**

18.94%

\$ 12.80	\$ 1,696	\$ 256
\$ 11.24	\$ 105,093	\$ 15,861
\$ -	\$ -	\$ -

\$106,789 **\$16,117**

17.77%

\$ 68.38	\$	38	\$	6
\$ 37.28	\$	37	\$	6
\$ 50.47	\$	1,817	\$	274
\$ 233.46	\$	40,272	\$	6,481
\$ 117.00	\$	13,280	\$	2,137
\$ 418.27	\$	109,378	\$	17,662
\$ 630.57	\$	30,267	\$	4,857
\$ 167.17	\$	4,681	\$	757
\$ 83.78	\$	2,430	\$	393
\$ 27.52	\$	1,376	\$	222
\$ 119.18	\$	6,585	\$	1,063
\$ 59.73	\$	7,854	\$	1,269
\$ 466.92	\$	48,268	\$	7,768
\$ 306.85	\$	32,142	\$	5,209
\$ 153.78	\$	2,307	\$	374
\$ 209.62	\$	7,337	\$	1,185
\$ 42.14	\$	421	\$	68
\$ 59.81	\$	1,555	\$	249
\$ 28.35	\$	57	\$	9
\$ 31.06	\$	1,429	\$	229
\$ 59.81	\$	5,981	\$	957
\$ 233.46	\$	1,984	\$	319
\$ 33.07	\$	11,063	\$	1,739
\$ 5.71	\$	1,829	\$	276
\$ 167.14	\$	77,136	\$	12,470
\$ 334.28	\$	4,011	\$	649
\$ 42.14	\$	42	\$	7
\$ 7.95	\$	1,501	\$	227
\$ 0.91	\$	182	\$	28
\$ 43.62	\$	218	\$	35
\$ 119.18	\$	117,841	\$	19,025
\$ 238.36	\$	20,023	\$	3,233
\$ 31.06	\$	62	\$	10
\$ 5.96	\$	1,891	\$	285
\$ 233.45	\$	342,998	\$	55,187
\$ 466.90	\$	98,283	\$	15,813
\$ 59.80	\$	120	\$	19
\$ 10.62	\$	3,445	\$	520
\$ 61.37	\$	8,039	\$	1,284
\$ 36.33	\$	618	\$	93
\$ 2.86	\$	717	\$	108
\$ 53.29	\$	8,926	\$	1,427
\$ 5.71	\$	779	\$	118
\$ 31.97	\$	17,674	\$	2,811
\$ 40.70	\$	2,676	\$	426
\$ 2.86	\$	137	\$	21
\$ 83.78	\$	35,940	\$	5,816
\$ 27.52	\$	7,927	\$	1,280
\$ 59.73	\$	138,327	\$	22,342
\$ 53.92	\$	17,631	\$	2,837
\$ 117.00	\$	90,730	\$	14,599
\$ 11.67	\$	58	\$	9
\$ 0.97	\$	2,189	\$	330
\$ 38.61	\$	8,609	\$	1,393
\$ 0.66	\$	103	\$	16

\$ 1.32	\$	10	\$	2
\$ 6.60	\$	79	\$	12
\$ 0.19	\$	89	\$	13
\$ 9.07	\$	281	\$	44
\$ 72.49	\$	72	\$	11
\$ 31.07	\$	62	\$	10
\$ 0.13	\$	67	\$	10
\$ 0.13	\$	-	\$	-

\$1,341,882	\$216,028
--------------------	------------------

19.19%

\$ 7.09	\$	241	\$	36
\$ 134.05	\$	134	\$	20
\$ 243.58	\$	8,282	\$	1,250
\$ 196.28	\$	17,665	\$	2,666
\$ 125.76	\$	15,846	\$	2,391
\$ 180.58	\$	16,433	\$	2,480
\$ 133.57	\$	31,656	\$	4,778
\$ 285.10	\$	20,812	\$	3,141
\$ 4.52	\$	12,903	\$	1,947
\$ 144.09	\$	288	\$	43
\$ 11.31	\$	22,488	\$	3,394
\$ 92.63	\$	7,042	\$	1,063
\$ 18.84	\$	31,488	\$	4,752
\$ 96.46	\$	11,284	\$	1,703
\$ 95.07	\$	190	\$	29
\$ 135.41	\$	948	\$	143
\$ 154.78	\$	16,097	\$	2,429
\$ 96.46	\$	1,157	\$	175
	\$	-	\$	-

\$214,955	\$32,441
------------------	-----------------

17.77%

\$ -	\$	241,258	\$	-
			\$	-
		\$241,258		\$0

\$ 1.00	\$	2,720	\$	-
		\$2,720		\$0

Increase per	True-Up	Total PI	Diff From LG
16.88%	0.90%	17.77%	9,209

DF Increase Total	Revenue Req Per LG	Difference
\$ 22,472	\$ 3,505,492	\$ 3,505,494
		\$ 1

Murrey's Disposal Co.
 dba Olympic Disposal
 CITYPA-M
 August 1, 2022 - July 31, 2023

Service Code	Service Code Description	Tariff Rate 8/1/22 - 6/30/23	Tariff Rate 7/1/23 - 7/31/23
COMMERCIAL SERVICES			
COMMERCIAL GARBAGE			
F2YD1W	2YD CONT 1X WEEKLY	\$185.41	\$185.41
F6YD1W	6YD CONT 1X WEEKLY SVC	\$470.45	\$470.45
F6YD2W	6YD CONT 2XWEEKLY SVC	\$940.91	\$940.91
FCP4YD1W	4 YD COMPACTOR 1X WK	\$692.84	\$692.84
F3TC-COM	3 YD TEMP CONT PICKUP	\$56.85	\$56.85
F4TC-COM	4 YD TEMP CONT PICKUP	\$77.71	\$77.71
CLOCKWKLY	LOCK CHARGE-CONTAINER WKL	\$4.85	\$4.85
CGATE	GATE CHARGE	\$2.53	\$2.53
R4YDRENTTD	4 YD TEMP CONT RENT DAILY	\$1.10	\$1.10
TOTAL COMMERCIAL GARBAGE			
DROP BOX SERVICES			
DROP BOX HAULS/RENTAL			
CONNECTFEE	CONNECT/DISCONNECT	\$6.02	\$6.02
CPHAUL20	20YD COMPACTOR-HAUL	\$144.80	\$144.80
CPHAUL30	30YD COMPACTOR-HAUL	\$206.82	\$206.82
RODEL	ROLL OFF-DELIVERY	\$166.66	\$166.66
ROHAUL20	20YD ROLL OFF-HAUL	\$106.78	\$106.78
ROHAUL20T	20YD ROLL OFF TEMP HAUL	\$153.33	\$153.33
ROHAUL30	30YD ROLL OFF-HAUL	\$113.41	\$113.41
ROHAUL30T	30YD ROLL OFF TEMP HAUL	\$242.07	\$242.07
RORELOCATE	ROLL OFF RELOCATE	\$122.34	\$122.34
RORENT20D	20YD ROLL OFF-DAILY RENT	\$9.60	\$9.60
RORENT20M	20YD ROLL OFF-MNTHLY RENT	\$78.65	\$78.65
RORENT30D	30YD ROLL OFF-DAILY RENT	\$16.00	\$16.00
RORENT30M	30YD ROLL OFF-MNTHLY RENT	\$81.90	\$81.90
ROWAIT	TIME/STANDBY CHARGE	\$80.72	\$80.72
CPHAUL15	15YD COMPACTOR-HAUL	\$113.82	\$113.82
CPHAUL25	25YD COMPACTOR-HAUL	\$167.16	\$167.16
ROHAUL30CO	30YD CUST OWNED R/O HAUL	\$114.97	\$114.97
PASSTHROUGH DISPOSAL			
DISP	DISPOSAL FEE PER TON	\$144.99	\$144.99
TOTAL PASSTHROUGH DISPOSAL			
Service Charges			
FINCHG	LATE FEE	\$0.00	\$0.00
TOTAL SERVICE CHARGES			
ROMILL - W	ROLL OFF HAUL (MILL)	\$2,435.49	\$2,435.49
ROMILL-C	ROLL OFF HAUL (MILL)	\$1,782.77	\$1,828.73

TOTAL REVENUE

Tariff Page	Aug-22 Revenue	Sep-22 Revenue	Oct-22 Revenue	Nov-22 Revenue	Dec-22 Revenue	Jan-23 Revenue
35A	185	185	185	185	185	185
36A	2,362	2,362	1,882	2,235	2,352	2,352
36A	941	941	941	941	941	941
38	693	693	693	693	693	693
35A	1,251	569	796	853	739	1,137
35A	466	777	777	777	466	777
35A	15	15	15	15	15	15
19	3	3	-	-	-	-
35A?	68	66	68	66	68	68
	\$5,983.06	\$5,609.50	\$5,356.71	\$5,764.19	\$5,459.47	\$6,168.26

42	72	66	78	54	66	72
42	290	434	290	290	579	290
42	1,241	1,034	1,241	827	1,034	1,241
39	1,000	833	667	333	333	500
39	1,708	1,281	1,388	1,388	1,388	961
39	920	307	767	460	-	-
39	1,928	1,815	1,928	1,474	1,928	2,268
39	3,631	968	1,452	484	484	968
17	-	-	367	-	-	-
39	806	1,402	816	672	298	298
39	472	472	551	564	548	452
39	1,584	912	2,064	512	1,104	1,376
39	737	737	737	737	737	737
29	-	81	-	-	-	-
42	341	341	455	341	228	341
42	167	-	167	-	-	167
40	575	460	575	460	460	460
	-	-	-	-	-	-
	\$15,473.07	\$11,143.54	\$13,542.56	\$8,597.07	\$9,187.32	\$10,131.04

34	27,426	20,190	25,827	18,602	19,098	21,946
	\$27,426.34	\$20,189.84	\$25,827.07	\$18,602.22	\$19,098.05	\$21,945.67

8	113	1,382	91	76	92	47
	\$113.02	\$1,381.50	\$90.60	\$75.72	\$92.47	\$46.91

39	19,484	17,048	9,742	12,177	2,435	14,613
39	105,183	23,176	32,090	8,914	24,959	24,959
	\$124,667.35	\$40,224.44	\$41,831.82	\$21,091.30	\$27,394.27	\$39,571.72

<u>\$173,662.84</u>	<u>\$78,548.82</u>	<u>\$86,648.76</u>	<u>\$54,130.50</u>	<u>\$61,231.58</u>	<u>\$77,863.60</u>
---------------------	--------------------	--------------------	--------------------	--------------------	--------------------

Feb-23 Revenue	Mar-23 Revenue	Apr-23 Revenue	May-23 Revenue	Jun-23 Revenue	Jul-23 Revenue	Total Revenue	
185	185	185	185	185	185	2,225	33010
2,352	2,352	2,352	2,352	2,352	2,352	27,658	33010
941	941	941	941	941	941	11,291	33010
693	693	693	693	752	752	8,432	33010
1,023	739	625	853	1,251	284	10,119	33010
155	-	-	466	-	311	4,973	33010
15	15	15	15	15	15	175	33011
-	-	-	-	-	-	5	33011
2	-	-	62	66	68	603	33010
\$5,366.88	\$4,925.01	\$4,811.31	\$5,566.57	\$5,561.55	\$4,908.14	\$65,480.65	

54	78	60	72	78	60	813	31010
290	434	290	434	434	434	4,489	31000
827	1,034	1,034	1,034	1,034	827	12,409	31000
667	500	333	500	333	833	6,833	31010
961	961	427	320	641	320	11,746	31000
153	307	-	307	460	307	3,987	31000
2,155	3,062	2,608	3,175	2,835	1,928	27,105	31000
2,663	1,452	1,694	1,937	-	726	16,461	31000
122	-	-	-	-	-	489	31010
29	346	288	710	211	269	6,144	31002
393	325	236	236	236	236	4,719	31002
1,648	2,256	1,104	944	-	848	14,352	31002
737	737	786	761	819	756	9,019	31002
20	-	20	-	-	-	121	31010
228	455	341	341	341	341	4,098	31000
167	334	-	167	334	-	1,503	31000
460	575	460	575	460	460	5,978	31000
-	-	-	-	-	-	-	-
\$11,573.50	\$12,856.34	\$9,682.97	\$11,513.99	\$8,217.35	\$8,346.04	\$130,264.79	

22,257	23,343	17,445	21,959	19,375	15,372	252,841	31005
\$22,257.41	\$23,343.38	\$17,445.22	\$21,958.76	\$19,375.03	\$15,371.84	\$252,840.83	

103	62	77	69	630	100	2,841	38000
\$102.64	\$62.28	\$76.50	\$68.76	\$629.86	\$100.25	\$2,840.51	

21,919	4,871	14,613	14,613	4,871	17,048	153,436	31020
44,569	35,655	30,307	44,569	37,438	23,773	435,593	31020
\$66,488.66	\$40,526.38	\$44,920.03	\$59,182.19	\$42,309.15	\$40,821.92	\$589,029.23	

<u>\$105,789.09</u>	<u>\$81,713.39</u>	<u>\$76,936.03</u>	<u>\$98,290.27</u>	<u>\$76,092.94</u>	<u>\$69,548.19</u>	<u>\$1,040,456.01</u>
---------------------	--------------------	--------------------	--------------------	--------------------	--------------------	-----------------------

Aug-22 Customers	Sep-22 Customers	Oct-22 Customers	Nov-22 Customers	Dec-22 Customers	Jan-23 Customers	Feb-23 Customers	Mar-23 Customers	Apr-23 Customers
---------------------	---------------------	---------------------	---------------------	---------------------	---------------------	---------------------	---------------------	---------------------

1	1	1	1	1	1	1	1	1
5	5	4	5	5	5	5	5	5
1	1	1	1	1	1	1	1	1
1	1	1	1	1	1	1	1	1
22	10	14	15	13	20	18	13	11
6	10	10	10	6	10	2	-	-
3	3	3	3	3	3	3	3	3
1	1	-	-	-	-	-	-	-
2	2	2	2	2	2	0	-	-
36	28	31	33	27	38	28	21	19

12	11	13	9	11	12	9	13	10
2	3	2	2	4	2	2	3	2
6	5	6	4	5	6	4	5	5
6	5	4	2	2	3	4	3	2
16	12	13	13	13	9	9	9	4
6	2	5	3	-	-	1	2	-
17	16	17	13	17	20	19	27	23
15	4	6	2	2	4	11	6	7
-	-	3	-	-	-	1	-	-
3	5	3	2	1	1	0	1	1
6	6	7	7	7	6	5	4	3
3	2	4	1	2	3	3	5	2
9	9	9	9	9	9	9	9	10
-	1	-	-	-	-	0	-	0
3	3	4	3	2	3	2	4	3
1	-	1	-	-	1	1	2	-
5	4	5	4	4	4	4	5	4
38	37	41	33	34	35	31	38	30

May-23 Customers	Jun-23 Customers	Jul-23 Customers	Average Customer	2023 vs 2019 Change
---------------------	---------------------	---------------------	---------------------	---------------------

1	1	1	1	
5	5	5	5	
1	1	1	1	
1	1	1	1	
15	22	5	15	
6	-	4	7	
3	3	3	3	
-	-	-	1	
2	2	2	2	
29	30	17	30	

2YD
6YD
6YD
4YD
3YD
4YD

Containers 30

12	13	10	11	
3	3	3	3	
5	5	4	3	
3	2	5	3	
3	6	3	9	
2	3	2	3	
28	25	17	20	
8	-	3	6	
-	-	-	2	
2	1	28	4	
3	3	3	5	
2	-	53	7	
9	10	9	9	
-	-	-	1	
3	3	3	2	
1	2	-	2	
5	4	4	4	
34	31	107	40	

20YD-Comp
30YD-Comp

20YD-RO
20YD-RO
30YD-RO
30YD-RO

Containers 26

1
1

Cart		Container		Drop Box	
Quantity	Count	Quantity	Count	Quantity	Count

1 1
1 5
1 1
1 1
1 15
1 7

-

30

-

0 -

1 4
1 5
1 7
1 9

-

-

26

-

30

26

	Proposed Tariff Rate	Proposed Annual	Change in Annual Revenue
\$	215.87	\$ 2,590	\$ 366
\$	547.74	\$ 32,202	\$ 4,544
\$	1,095.50	\$ 13,146	\$ 1,855
\$	806.67	\$ 9,817	\$ 1,385
\$	66.19	\$ 11,782	\$ 1,663
\$	90.48	\$ 5,791	\$ 817
\$	5.65	\$ 203	\$ 29
\$	2.95	\$ 6	\$ 1
\$	1.28	\$ 702	\$ 99
		\$76,239	\$10,758
\$	7.01	\$ 946	\$ 134
\$	168.59	\$ 5,226	\$ 737
\$	240.80	\$ 14,448	\$ 2,039
\$	194.04	\$ 7,956	\$ 1,123
\$	124.32	\$ 13,676	\$ 1,930
\$	178.52	\$ 4,642	\$ 655
\$	132.04	\$ 31,558	\$ 4,453
\$	281.84	\$ 19,165	\$ 2,704
\$	142.44	\$ 570	\$ 80
\$	11.18	\$ 16,229	\$ 10,085
\$	91.57	\$ 5,495	\$ 775
\$	18.63	\$ 45,342	\$ 30,990
\$	95.36	\$ 10,500	\$ 1,482
\$	93.98	\$ 141	\$ 20
\$	132.52	\$ 4,771	\$ 673
\$	194.62	\$ 1,749	\$ 247
\$	133.86	\$ 6,961	\$ 982
\$	-	\$ -	\$ -
		\$189,375	\$58,239
\$	168.81	\$ 252,841	\$ -
\$	-	\$ -	\$ -
\$	-	\$ 2,841	\$ -
		\$2,841	\$0



\$0

-

Total

\$521,295

\$68,998

Increase per LG	True-Up	Total PI
15.28%	1.15%	16.43%

**Murrey's Disposal Co., Inc. G-9
 dba Olympic Disposal
 Mill Hauls Only**

August 1, 2022 - July 31, 2023

		August 1, 2022	July 1, 2023	Aug-22	
Service Code	Service Code Description	Rate	Rate		Revenue
ROLL OFF HAUL (MILL)	ROMILL - W	\$ 2,334.24	\$ 2,334.24	39	\$ 9,336.96
ROLL OFF HAUL (MILL)	ROMILL-C	\$ 1,688.17	\$ 1,731.88	39	\$ 121,548.24
CITYPA-MROMILL - W	ROMILL - W	ROLL OFF F \$ 2,435.49	\$ 2,435.49	39	\$ 19,483.92
CITYPA-MROMILL-C	ROMILL-C	ROLL OFF F \$ 1,782.77	\$ 1,828.73	39	\$ 105,183.43

Sep-22	Oct-22	Nov-22	Dec-22	Jan-23	Feb-23	Mar-23
Revenue	Revenue	Revenue	Revenue	Revenue	Revenue	Revenue
\$ -	\$ 9,336.96	\$ 11,671.20	\$ -	\$ 11,671.20	\$ 21,008.16	\$ -
\$ 94,537.52	\$ 64,150.46	\$ 75,967.65	\$ 54,021.44	\$ 86,096.67	\$ 102,978.37	\$ 108,042.88
\$ 17,048.43	\$ 9,741.96	\$ 12,177.45	\$ 2,435.49	\$ 14,612.94	\$ 21,919.41	\$ 4,870.98
\$ 23,176.01	\$ 32,089.86	\$ 8,913.85	\$ 24,958.78	\$ 24,958.78	\$ 44,569.25	\$ 35,655.40

Apr-23	May-23	Jun-23	Jul-23	Total
Revenue	Revenue	Revenue	Revenue	Revenue
\$ 16,339.68	\$ 11,671.20	\$ 4,668.48	\$ 11,671.20	\$ 107,375.04
\$ 87,784.84	\$ 106,354.71	\$ 87,784.84	\$ 41,567.52	\$ 1,030,835.14
\$ 14,612.94	\$ 14,612.94	\$ 4,870.98	\$ 17,048.43	\$ 153,435.87
\$ 30,307.09	\$ 44,569.25	\$ 37,438.17	\$ 23,773.49	\$ 435,593.36

Aug-22	Sep-22
Customers	Customers
4	-
72	56
8	7
59	13

Oct-22	Nov-22	Dec-22	Jan-23	Feb-23	Mar-23	Apr-23	May-23	Jun-23	Jul-23
Customers	Customers	Customers	Customers	Customers	Customers	Customers	Customers	Customers	Customers
4	5	-	5	9	-	7	5	2	5
38	45	32	51	61	64	52	63	52	24
4	5	1	6	9	2	6	6	2	7
18	5	14	14	25	20	17	25	21	13

	Increase per LG	True-Up	Total PI	Diff From LG
Garbage	15.89%	-0.01%	15.87%	4,352
				Revenue Requirement
				0

Total
Customers

	Proposed Tariff Rate	Proposed Annual Revenue	Change in Annual Revenue
46	\$ 2,704.78	\$ 124,419.96	\$ 17,044.92
610	\$ 1,956.15	\$ 1,193,256.21	\$ 162,421.07
63	\$ 2,822.10	\$ 177,792.57	\$ 24,356.70
244	\$ 2,119.03	\$ 517,042.35	\$ 81,448.99
		<u>2,012,511.09</u>	<u>285,271.68</u>

Murrey's Disposal Co. Inc. G-09
 dba Olympic Disposal
 Proposed Callam Rates Effective

11/1/2023

	Current Tariff Rate	Proposed Increase	New Rate Effective 11/1/2023
Item 50, Pg. 14			
Returned Check Charge	20.51	3.37	23.88
Item 51, Pg. 15			
Restart Fees	10.25	1.68	11.93
Item 52, Pg. 15			
Redelivery Fees, containers	30.85	5.07	35.92
Redelivery Fees, carts	20.51	3.37	23.88
Redelivery Fees, washing, up to 8yds	30.85	5.07	35.92
Redelivery Fees, washing, over 8yds	61.55	10.11	71.66
Item 55, Pg. 16A			
Oversized Container	6.53	1.07	7.60
Item 60, Pg. 16A			
Overtime charge per hr:	250.70	41.19	291.89
Minimum	250.70	41.19	291.89
Item 70, Pg. 17			
Return Trip:			
Cans	6.17	1.01	7.18
Drum	6.17	1.01	7.18
Bale	6.17	1.01	7.18
Litter receptacle	6.17	1.01	7.18
Drop Box	122.34	20.10	142.44
Container	9.91	1.63	11.54
Toter - 35 Gal	6.17	1.01	7.18
Toter - 60 Gal	6.17	1.01	7.18
Toter - 90 Gal	6.17	1.01	7.18
Recycling container	6.17	1.01	7.18
Item 80, pg 19			
Carry-Out:			
Residential:			
5-25 feet	1.65	0.27	1.92
25- plus add	0.83	0.14	0.97
Commercial:			
5-25 feet	1.65	0.27	1.92
25- plus add	0.83	0.14	0.97
Drive-in:			
125-250 feet	5.39	0.89	6.28
Commercial:			
125-250 feet	5.39	0.89	6.28
Locking/Unlocking Gates	1.12	0.18	1.30
Item 90, pg 20			
Stairs - each step	0.25	0.04	0.29
Overhead Obstruction	0.97	0.16	1.13
Sunken	0.97	0.16	1.13
Locking/Unlocking Gates	1.12	0.18	1.30
Item 100, Pg. 22			
Mini Can	16.81	2.76	19.57
1 Can Weekly	21.93	3.60	25.53
2 Can Weekly	33.58	5.52	39.10
3 Can Weekly	46.17	7.59	53.76
4 Can Weekly	60.24	9.90	70.14
5 Can Weekly	74.45	11.74	83.19
35 Gal Weekly	24.35	4.00	28.35
60 Gal Weekly	31.75	5.22	36.97
96 Gal Weekly	41.30	6.79	48.09
1 Can EOW	12.68	2.08	14.76
35 Gal EOW	14.05	2.31	16.36
60 Gal EOW	18.19	2.99	21.18
96 Gal EOW	23.64	3.88	27.52
1 Can Monthly	7.50	1.23	8.73
35 Gal Monthly	8.60	1.41	10.01
60 Gal Monthly	12.33	2.03	14.36
96 Gal Monthly	15.94	2.62	18.56
Recycling:			
EOWR	9.54	1.57	11.11
	10.87	1.79	12.66
Item 100, Pg. 22A			
Roll Out Service	0.56	0.09	0.65
Additional 5 feet	0.11	0.02	0.13
32 Gal Extra	6.96	1.14	8.10
Mini-Can Extra	6.96	1.14	8.10
35 Gal Extra	6.96	1.14	8.10
60 Gal Extra	6.96	1.14	8.10
96 Gal Extra	6.96	1.14	8.10
Bag	6.96	1.14	8.10
On-Call	8.50	1.40	9.90
Item 150, Pg. 28A			
Bulky Materials	31.00	5.09	36.09
Loose Material 1-4yd	28.44	4.67	33.11
Loose Material per Yard	28.44	4.67	33.11
Loose Material Min Charge	28.44	4.67	33.11
Loose Material Carry Charge	16.50	2.71	19.21
Item 160, Pg. 29			
Single Rear Drive Axle:			
Truck and Driver:			
Non-packer	52.65	8.65	61.30
Packer	58.06	9.54	67.60
RO	80.72	13.26	93.98
Each Extra Person:			
Non-packer	30.08	4.94	35.02
Packer	30.08	4.94	35.02
RO	30.08	4.94	35.02
Minimum Charge:			
Non-packer	52.65	8.65	61.30
Packer	58.06	9.54	67.60
RO	80.72	13.26	93.98
Tandem Rear Drive Axle:			
Truck and Driver:			
Non-packer	58.06	9.54	67.60
Packer	58.06	9.54	67.60
RO	80.72	13.26	93.98
Minimum Charge:			
Non-packer	30.08	4.94	35.02
Packer	30.08	4.94	35.02
RO	30.08	4.94	35.02

Murrey's Disposal Co. Inc. G-09
 dba Olympic Disposal
 Proposed Clallam Rates Effective

11/1/2023

	Current Tariff Rate	Proposed Increase	New Rate Effective 11/1/2023
Minimum Charge:			
Non-packer	58.06	9.54	67.60
Packer	58.06	9.54	67.60
RO	80.72	13.26	93.98
Item 205, Pg. 31			
Roll-Out:			
Container	1.12	0.18	1.30
Over 25 fee	0.16	0.03	0.19
Cart, Total	0.56	0.09	0.65
Over 25 fee	0.11	0.02	0.13
Item 207, Pg. 32A			
Excess Weight	28.52	4.69	33.21
Overfilled Container	28.44	4.67	33.11
Item 210, Pg. 33			
Washing:			
Per yard	3.51	0.58	4.09
Minimum, 6 yard	14.04	2.31	16.35
Steam Cleaning/Sanitizing:			
Per yard	4.01	0.66	4.67
Minimum, 6 yard	16.04	2.64	18.68
Redelivery:			
Up to 8 yard	30.85	5.07	35.92
Over 8 yard	61.55	10.11	71.66
Item 230, Pg. 34			
City of Port Angeles	144.99		144.99
Refrigerators	153.43		153.43
Environmental Fee	20.00		20.00
Item 240, Pg. 35A			
Permanent Container Rent:			
1 yard	5.06	0.83	5.89
1.5 yard	6.75	1.11	7.86
2 yard	9.03	1.48	10.51
3 yard	10.12	1.66	11.78
4 yard	11.25	1.85	13.10
6 yard	13.50	2.22	15.72
8 yard	15.75	2.59	18.34
Pickups:			
1 Yard	21.69	3.56	25.25
1.5 Yard	31.00	5.09	36.09
2 Yard	42.82	7.04	49.86
3 Yard	56.85	9.34	66.19
4 Yard	77.71	12.77	90.48
6 Yard	108.65	17.85	126.50
8 Yard	145.79	23.95	169.74
Special Pickups:			
1 Yard - Special	24.69	4.06	28.75
1.5 Yard - Special	34.00	5.59	39.59
2 Yard - Special	45.82	7.53	53.35
3 Yard - Special	59.85	9.83	69.68
4 Yard - Special	80.71	13.26	93.97
6 Yard - Special	111.65	18.34	129.99
8 Yard - Special	148.79	24.45	173.24
Temporary:			
Container Delivery:			
1 Yard - Temp	19.78	3.25	23.03
1.5 Yard - Temp	26.04	4.28	30.32
2 Yard - Temp	35.27	5.79	41.06
3 Yard - Temp	45.13	7.41	52.54
4 Yard - Temp	45.13	7.41	52.54
Pickups:			
1 yard	26.71	4.39	31.10
1.5 yard	31.00	5.09	36.09
2 yard	40.36	6.63	46.99
3 yard	56.85	9.34	66.19
4 yard	77.71	12.77	90.48
Rent per Day:			
1 yard	0.56	0.09	0.65
1.5 yard	0.77	0.13	0.90
2 yard	0.82	0.13	0.95
3 yard	0.95	0.16	1.11
4 yard	1.10	0.18	1.28
Rent per Month:			
1 yard	5.60	0.92	6.52
1.5 yard	7.70	1.27	8.97
2 yard	8.20	1.35	9.55
3 yard	9.50	1.56	11.06
4 yard	11.00	1.81	12.81
Overfilled:	28.44	4.67	33.11
Unlocking/Unlatching:	1.12	0.18	1.30
Item 240, Pg 35.5A			
35 Gal	6.00	0.99	6.99
35 Gal - Temp	8.00	1.31	9.31
60 Gal	7.67	1.26	8.93
60 Gal - Temp	10.67	1.75	12.42
96 Gal	9.97	1.64	11.61
96 Gal - Temp	12.97	2.13	15.10
Extra yard	28.44	4.67	33.11
Each Additional Unit	6.51	1.07	7.58
35 Gal - Minimum	25.97	4.27	30.24

	Current Tariff Rate	Proposed Increase	New 11/1/2023 Rate
Item 55, Pg. 16			
Oversized Container	7.36	1.31	8.67
Item 60, Pg. 16			
Charge Per Hour	250.70	44.56	295.26
Minimum Charge	250.70	44.56	295.26
Item 100, Pg. 21			
Mini Can	18.38	3.27	21.65
1 Can Weekly	23.85	4.24	28.09
2 Can Weekly	35.32	6.28	41.60
3 Can Weekly	47.62	8.46	56.08
4 Can Weekly	59.89	10.65	70.54
5 Can Weekly	72.22	12.84	85.06
35 Gal Weekly	26.04	4.63	30.67
60 Gal Weekly	33.53	5.96	39.49
96 Gal Weekly	43.72	7.77	51.49
1 Can EOW	13.94	2.48	16.42
35 Gal EOW	15.31	2.72	18.03
60 Gal EOW	18.65	3.31	21.96
96 Gal EOW	24.68	4.39	29.07
1 Can Monthly	8.46	1.50	9.96
35 Gal Monthly	9.59	1.70	11.29
60 Gal Monthly	12.57	2.23	14.80
96 Gal Monthly	16.44	2.92	19.36
Recycling:	9.54	1.70	11.24
EOWR	10.87	1.93	12.80
Item 100, Pg. 21A			
Roll Out Service	0.56	0.09	0.65
Additional 5 feet	0.11	0.02	0.13
32 Gal Extra	7.81	1.39	9.20
Mini-Can Extra	7.81	1.39	9.20
35 Gal Extra	7.81	1.39	9.20
60 Gal Extra	7.81	1.39	9.20
95 Gal Extra	7.81	1.39	9.20
Bag	7.81	1.39	9.20
On-Call	8.46	1.50	9.96
Item 150, Pg. 28			
Bulky Items	32.36	5.75	38.11 (N)
Loose Material 1-4yd	28.08	4.99	33.07
Loose Material per Yard	28.08	4.99	33.07
Loose Material Min Charge	28.08	4.99	33.07
Loose Material Carry Charge	16.50	2.93	19.43
Item 207, Pg. 32			
Excess Weight	27.79	4.94	32.73
Overfilled Container	28.08	4.99	33.07
Item 230, Pg. 34			
Jefferson County	161.20		161.20
Refrigerators	161.20		161.20
Environmental Fee	20.00		20.00
Item 240, Pg. 35			
1 Yard - Rent	5.06	0.90	5.96
1.5 Yard - Rent	6.75	1.20	7.95
2 Yard - Rent	9.02	1.60	10.62
3 Yard - Rent	10.12	1.80	11.92
4 Yard - Rent	11.25	2.00	13.25
6 Yard - Rent	13.50	2.40	15.90
1 Yard	23.37	4.15	27.52
1.5 Yard	32.78	5.83	38.61
2 Yard	45.78	8.14	53.92
3 Yard	60.17	10.70	70.87
4 Yard	82.02	14.58	96.60
6 Yard	123.65	21.98	145.63
1 Yard - Special	26.37	4.69	31.06
1.5 Yard - Special	35.78	6.36	42.14
2 Yard - Special	50.78	9.03	59.81
3 Yard - Special	63.17	11.23	74.40
4 Yard -Special	85.02	15.11	100.13
6 Yard - Special	129.65	23.04	152.69

	Current Tariff Rate	Proposed Increase	New 11/1/2023 Rate
1 Yard - Temp - Delivery	24.07	4.28	28.35
1.5 Yard - Temp - Delivery	31.65	5.63	37.28
2 Yard - Temp - Delivery	42.85	7.62	50.47
3 Yard - Temp - Delivery	45.13	8.02	53.15
4 Yard - Temp - Delivery	45.13	8.02	53.15
1 Yard - Temp	26.38	4.69	31.07
1.5 Yard - Temp	37.04	6.58	43.62
2 Yard - Temp	52.11	9.26	61.37
3 Yard - Temp	60.17	10.70	70.87
4 Yard - Temp	82.02	14.58	96.60
1 Yard - Temp - Rent Per Calendar Day	0.56	0.10	0.66
1.5 Yard - Temp - Rent Per Calendar Day	0.77	0.14	0.91
2 Yard - Temp - Rent Per Calendar Day	0.82	0.15	0.97
3 Yard - Temp - Rent Per Calendar Day	0.95	0.17	1.12
4 Yard - Temp - Rent Per Calendar Day	1.10	0.20	1.30
1 Yard - Temp - Rent Per Month	5.60	1.00	6.60
1.5 Yard - Temp - Rent Per Month	7.70	1.37	9.07
2 Yard - Temp - Rent Per Month	8.20	1.46	9.66
3 Yard - Temp - Rent Per Month	9.50	1.69	11.19
4 Yard - Temp - Rent Per Month	11.00	1.96	12.96
Overfilled Container	28.08	4.99	33.07
Unlocking/Latching:	1.12	0.20	1.32
Item 240, Pg 35.5			
35 Gal	6.27	1.11	7.38
35 Gal - Temp	9.27	1.65	10.92
60 Gal	7.98	1.42	9.40
60 Gal - Temp	10.98	1.95	12.93
96 Gal	10.45	1.86	12.31
96 Gal - Temp	13.45	2.39	15.84
Extra Yard	28.08	4.99	33.07
Additional Unit	7.70	1.37	9.07
35 Gal - Minimum	27.13	4.82	31.95
60 Gal - Minimum	34.67	6.16	40.83
96 Gal - Minimum	45.26	8.04	53.30
Unlocking/Latching:	2.52	0.45	2.97
Item 245, Pg. 36			
32 Gal	5.71	1.01	6.72
32 Gal - Temp	7.71	1.37	9.08
2 Yard	45.78	8.14	53.92
3 Yard	60.17	10.70	70.87
4 Yard	82.02	14.58	96.60
6 Yard	123.65	21.98	145.63
Item 245, Pg. 36, Special/Temp			
2 Yard	50.78	9.03	59.81
3 Yard	65.17	11.58	76.75
4 Yard	87.02	15.47	102.49
6 Yard	129.65	23.04	152.69
Over-filled Container	28.08	4.99	33.07
Extra Unit	7.70	1.37	9.07
32 Gal - Minimum	24.85	4.42	29.27
Unlocking/Latching:	2.52	0.45	2.97

Public Co		LURITO - GALLAGHER FORMULA MODEL 2018 v5.2c				Public Co
Line No.	(a)	(b)	(c)	(b) + (c)	(e)	(d) + (e)
	Historical	Revenue Change	Proforma		Add: Revenue Sensitive Taxes	Revenue Requirement
1	Operating Revenue	10,056,543	1,546,520	11,603,063	38,142	11,641,205
2	Operating Expenses	10,645,811		10,645,811	38,142	10,683,953
3	Operating Income	(589,268)		957,253		\$957,253
4						
5	Interest Expense	77,908		77,908		77,908
6	Income Tax Expense	-	184,662	184,662		184,662
7						
8	Net Income	(667,175)		694,683		694,683
9						
10	Operating Ratio	105.86%		91.75%		91.78%
11						
12	Revenue Requirement					
13	Historical Revenue	10,056,543		Revenue Increase before taxes		1,546,520
14	Rate Increase	1,584,662		Rev Sensitive Taxes		38,142
15	Revenue Requirement	11,641,205		Rate Increase		1,584,662
16		Percent Increase		15.76%		
17						
18	Capital Structure Financing Investment			Financing Cost		
19	Type	Percent	Amount	Cost of Capital	Weighted	Amount
20	Equity	50.77%	2,739,117	25.36%	12.88%	694,683
21	Debt	49.23%	2,655,662	2.93%	1.44%	77,908
22	Total	100.00%	5,394,779		14.32%	772,590
23						
24						
25	Operating Statistics		Before	After		
26			Income Tax	Income Tax		
27	Return on Investment		17.74%	14.32%		
28	Return on Equity		32.10%	25.36%		
29	Operating Ratio		91.75%	91.78%		
30	Profit Margin		8.25%	8.25%		
31	Final turnover		2.16	2.16		
32	Tax Rate		21.00%	21.00%		
33						
34						
35	Revenue Sensitive Taxes Charges					
36			Rate	Taxes		
37	B & O Tax		1.500%	25,900		
38	WUTC Fee		0.510%	8,806		
39	City Tax		0.000%	-		
40	Bad Debts		0.199%	3,436		
41	Revenue Sensitive		2.209%	38,142		
42						
43	Conversion Factor		89.57%			

Public Co		LURITO - GALLAGHER FORMULA MODEL 2018 vs.2c				Public Co		
Line No.	(a)	(b)	(c)	(b) + (c)	(d)	(e)	(d) + (e)	(f)
		Historical	Revenue Change	Proforma	Add: Revenue Sensitive Taxes	Revenue Requirement		
1	Operating Revenue	11,824,805	1,839,275	13,664,081	45,292	13,709,373		
2	Operating Expenses	12,555,801		12,555,801	45,292	12,601,093		
3	Operating Income	<u>(730,996)</u>		<u>1,108,280</u>		<u>\$1,108,280</u>		
4								
5	Interest Expense	82,083		82,083		82,083		
6	Income Tax Expense	-	215,501	215,501		215,501		
7								
8	Net Income	<u>(813,078)</u>		<u>810,696</u>		<u>810,696</u>		
9								
10	Operating Ratio	106.18%		91.89%		91.92%		
11								
12	Revenue Requirement							
13		Historical Revenue	11,824,805		Revenue Increase before taxes	1,839,275		
14		Rate Increase	1,884,567		Rev Sensitive Taxes	45,292		
15		Revenue Requirement	<u>13,709,373</u>		Rate Increase	<u>1,884,567</u>		
16			Percent Increase	15.94%				
17								
18	Capitla Structure Financing Investment				Financing Cost			
19	Type	Percent	Amount	Cost of Capital	Weighted	Amount		
20	Equity	50.77%	2,885,895	28.09%	14.26%	810,696		
21	Debt	49.23%	2,797,969	2.93%	1.44%	82,083		
22	Total	100.00%	<u>5,683,864</u>		<u>15.71%</u>	<u>892,778</u>		
23								
24								
25	Operating Statistics		Before	After				
26			Income Tax	Income Tax				
27	Return on Investment		19.50%	15.71%				
28	Return on Equity		35.56%	28.09%				
29	Operating Ratio		91.89%	91.92%				
30	Profit Margin		8.11%	8.11%				
31	Final turnover		2.41	2.41				
32	Tax Rate		21.00%	21.00%				
33								
34								
35	Revenue Sensitive Taxes Charges							
36			Rate	Taxes				
37	B & O Tax		1.500%	30,755				
38	WUTC Fee		0.510%	10,457				
39	City Tax		0.000%	-				
40	Bad Debts		0.199%	4,081				
41	Revenue Sensitive		<u>2.209%</u>	<u>45,292</u>				
42								
43	Conversion Factor		89.71%					

Public Co		LURITO - GALLAGHER FORMULA MODEL 2018 v5.2c				Public Co	
Line No.	(a)	(b)	(c)	(b) + (c)	(d)	(e)	(f)
	Historical	Revenue Change	Revenue Change	Proforma	Add: Revenue Sensitive Taxes	Revenue Requirement	Revenue Requirement
1	Operating Revenue	1,768,262	274,285	2,042,547	6,635	2,049,182	2,049,182
2	Operating Expenses	1,909,990		1,909,990	6,635	1,916,625	1,916,625
3	Operating Income	(141,728)		132,557		\$132,557	\$132,557
4							
5	Interest Expense	4,175		4,175		4,175	4,175
6	Income Tax Expense	#REF!	#REF!	26,960		26,960	26,960
7							
8	Net Income	#REF!		101,422		101,422	101,422
9							
10	Operating Ratio	108.02%		93.51%		93.53%	93.53%
11							
12	Revenue Requirement						
13	Historical Revenue	1,768,262		Revenue Increase before taxes		274,285	274,285
14	Rate Increase	280,920		Rev Sensitive Taxes		6,635	6,635
15	Revenue Requirement	2,049,182		Rate Increase		280,920	280,920
16		Percent Increase		15.89%			
17							
18	Capital Structure Financing Investment			Financing Cost			
19	Type	Percent	Amount	Cost of Capital	Weighted	Amount	
20	Equity	50.77%	146,778	69.10%	35.08%	101,422	
21	Debt	49.23%	142,306	2.93%	1.44%	4,175	
22	Total	100.00%	289,085		36.53%	105,597	
23							
24							
25	Operating Statistics		Before	After			
26			Income Tax	Income Tax			
27	Return on Investment		45.85%	36.53%			
28	Return on Equity		87.47%	69.10%			
29	Operating Ratio		93.51%	93.53%			
30	Profit Margin		6.49%	6.49%			
31	Final turnover		7.09	7.09			
32	Tax Rate		21.00%	21.00%			
33							
34							
35	Revenue Sensitive Taxes Charges						
36			Rate	Taxes			
37	B & O Tax		1.500%	4,505			
38	WUTC Fee		0.510%	1,532			
39	City Tax		0.000%	-			
40	Bad Debts		0.199%	598			
41	Revenue Sensitive		2.209%	6,635			
42							
43	Conversion Factor		91.32%				

Public Co		LURITO - GALLAGHER FORMULA MODEL 2018 v5.2c				Public Co	
Line No.	(a)	(b)	(c)	(b) + (c)	(d)	(e)	(f)
		Historical	Revenue Change	Proforma	Add: Revenue Sensitive Taxes	Revenue Requirement	
1	Operating Revenue	7,057,269	1,052,266	8,109,535	25,943	8,135,478	
2	Operating Expenses	7,443,223		7,443,223	25,943	7,469,166	
3	Operating Income	<u>(385,955)</u>		<u>666,312</u>		<u>\$666,312</u>	
4							
5	Interest Expense	52,960		52,960		52,960	
6	Income Tax Expense	#REF!	#REF!	128,804		128,804	
7							
8	Net Income	<u>#REF!</u>		<u>484,548</u>		<u>484,548</u>	
9							
10	Operating Ratio	105.47%		91.78%		91.81%	
11							
12	Revenue Requirement						
13		Historical Revenue	7,057,269		Revenue Increase before taxes	1,052,266	
14		Rate Increase	1,078,209		Rev Sensitive Taxes	25,943	
15		Revenue Requirement	<u>8,135,478</u>		Rate Increase	<u>1,078,209</u>	
16			Percent Increase	15.28%			
17							
18	Capital Structure Financing Investment			Financing Cost			
19	Type	Percent	Amount	Cost of Capital	Weighted	Amount	
20	Equity	50.77%	1,861,989	26.02%	13.21%	484,548	
21	Debt	49.23%	1,805,258	2.93%	1.44%	52,960	
22	Total	100.00%	<u>3,667,247</u>		<u>14.66%</u>	<u>537,508</u>	
23							
24							
25	Operating Statistics		Before	After			
26			Income Tax	Income Tax			
27	Return on Investment		18.17%	14.66%			
28	Return on Equity		32.94%	26.02%			
29	Operating Ratio		91.78%	91.81%			
30	Profit Margin		8.22%	8.22%			
31	Final turnover		2.22	2.22			
32	Tax Rate		21.00%	21.00%			
33							
34							
35	Revenue Sensitive Taxes Charges						
36			Rate	Taxes			
37	B & O Tax		1.500%	17,616			
38	WUTC Fee		0.510%	5,989			
39	City Tax		0.000%	-			
40	Bad Debts		0.199%	2,337			
41	Revenue Sensitive		<u>2.209%</u>	<u>25,943</u>			
42							
43	Conversion Factor		89.60%				

Public Co		LURITO - GALLAGHER FORMULA MODEL 2018 v5.2c				Public Co	
Line No.	(a)	(b)	(c)	(b) + (c)	(d)	(e)	(f)
		Historical	Revenue Change	Proforma	Add: Revenue Sensitive Taxes	Revenue Requirement	
1	Operating Revenue	6,435,139	558,764	6,993,902	13,763	7,007,665	
2	Operating Expenses	6,425,956		6,425,956	13,763	6,439,718	
3	Operating Income	9,183		567,947		\$567,947	
4							
5	Interest Expense	42,274		42,274		42,274	
6	Income Tax Expense	#REF!	#REF!	110,391		110,391	
7							
8	Net Income	#REF!		415,281		415,281	
9							
10	Operating Ratio	99.86%		91.88%		91.90%	
11							
12	Revenue Requirement						
13		Historical Revenue	6,435,139		Revenue Increase before taxes	558,764	
14		Rate Increase	572,526		Rev Sensitive Taxes	13,763	
15		Revenue Requirement	7,007,665		Rate Increase	572,526	
16			Percent Increase	8.90%			
17							
18	Capital Structure Financing Investment			Financing Cost			
19	Type	Percent	Amount	Cost of Capital	Weighted	Amount	
20	Equity	50.77%	1,486,299	27.94%	14.19%	415,281	
21	Debt	49.23%	1,441,015	2.93%	1.44%	42,274	
22	Total	100.00%	2,927,313		15.63%	457,556	
23							
24							
25	Operating Statistics		Before	After			
26			Income Tax	Income Tax			
27	Return on Investment		19.40%	15.63%			
28	Return on Equity		35.37%	27.94%			
29	Operating Ratio		91.88%	91.90%			
30	Profit Margin		8.12%	8.12%			
31	Final turnover		2.39	2.39			
32	Tax Rate		21.00%	21.00%			
33							
34							
35	Revenue Sensitive Taxes Charges						
36			Rate	Taxes			
37	B & O Tax		1.500%	9,345			
38	WUTC Fee		0.510%	3,177			
39	City Tax		0.000%	-			
40	Bad Debts		0.199%	1,240			
41	Revenue Sensitive		2.209%	13,763			
42							
43	Conversion Factor		89.69%				

Public Co		LURITO - GALLAGHER FORMULA MODEL 2018 v5.2c				Public Co	
Line No.	(a)	(b)	(c)	(d)	(e)	(f)	
	Historical	Revenue Change	(b) + (c)	Proforma	Add: Revenue Sensitive Taxes	(d) + (e)	
						Revenue Requirement	
1	Operating Revenue	622,130	490,873	1,113,002	12,145	1,125,148	
2	Operating Expenses	1,017,268		1,017,268	12,145	1,029,413	
3	Operating Income	<u>(395,138)</u>		<u>95,735</u>		<u>\$95,735</u>	
4							
5	Interest Expense	10,686		10,686		10,686	
6	Income Tax Expense	#REF!	#REF!	17,860		17,860	
7							
8	Net Income	<u>#REF!</u>		<u>67,189</u>		<u>67,189</u>	
9							
10	Operating Ratio	163.51%		91.40%		91.49%	
11							
12	Revenue Requirement						
13	Historical Revenue	622,130		Revenue Increase before taxes		490,873	
14	Rate Increase	503,018		Rev Sensitive Taxes		12,145	
15	Revenue Requirement	<u>1,125,148</u>		Rate Increase		<u>503,018</u>	
16		Percent Increase		80.85%			
17							
18	Capital Structure Financing Investment			Financing Cost			
19	Type	Percent	Amount	Cost of Capital	Weighted	Amount	
20	Equity	50.77%	375,690	17.88%	9.08%	67,189	
21	Debt	49.23%	364,244	2.93%	1.44%	10,686	
22	Total	100.00%	<u>739,933</u>		<u>10.52%</u>	<u>77,875</u>	
23							
24							
25	Operating Statistics		Before	After			
26			Income Tax	Income Tax			
27	Return on Investment		12.94%	10.52%			
28	Return on Equity		22.64%	17.88%			
29	Operating Ratio		91.40%	91.49%			
30	Profit Margin		8.60%	8.60%			
31	Final turnover		1.52	1.52			
32	Tax Rate		21.00%	21.00%			
33							
34							
35	Revenue Sensitive Taxes Charges						
36			Rate	Taxes			
37	B & O Tax		1.500%	8,247			
38	WUTC Fee		0.510%	2,804			
39	City Tax		0.000%	-			
40	Bad Debts		0.199%	1,094			
41	Revenue Sensitive		<u>2.209%</u>	<u>12,145</u>			
42							
43	Conversion Factor		89.28%				

Public Co		LURITO - GALLAGHER FORMULA MODEL 2018 v5.2c				Public Co
Line No.	(a)	(b)	(c)	(b) + (c)	(e)	(d) + (e)
	Historical	Revenue Change	Proforma		Add: Revenue Sensitive Taxes	Revenue Requirement
1	Operating Revenue	2,999,275	494,025	3,493,300	12,194	3,505,494
2	Operating Expenses	3,202,587		3,202,587	12,194	3,214,781
3	Operating Income	(203,313)		290,712		\$290,712
4						
5	Interest Expense	24,948		24,948		24,948
6	Income Tax Expense	#REF!	#REF!	55,811		55,811
7						
8	Net Income	#REF!		209,954		209,954
9						
10	Operating Ratio	106.78%		91.68%		91.71%
11						
12	Revenue Requirement					
13	Historical Revenue	2,999,275		Revenue Increase before taxes		494,025
14	Rate Increase	506,219		Rev Sensitive Taxes		12,194
15	Revenue Requirement	3,505,494		Rate Increase		506,219
16		Percent Increase		16.88%		
17						
18	Capital Structure Financing Investment			Financing Cost		
19	Type	Percent	Amount	Cost of Capital	Weighted	Amount
20	Equity	50.77%	877,128	23.94%	12.15%	209,954
21	Debt	49.23%	850,404	2.93%	1.44%	24,948
22	Total	100.00%	1,727,532		13.60%	234,902
23						
24						
25	Operating Statistics		Before	After		
26			Income Tax	Income Tax		
27	Return on Investment		16.83%	13.60%		
28	Return on Equity		30.30%	23.94%		
29	Operating Ratio		91.68%	91.71%		
30	Profit Margin		8.32%	8.32%		
31	Final turnover		2.03	2.03		
32	Tax Rate		21.00%	21.00%		
33						
34						
35	Revenue Sensitive Taxes Charges					
36			Rate	Taxes		
37	B & O Tax		1.500%	8,280		
38	WUTC Fee		0.510%	2,815		
39	City Tax		0.000%	-		
40	Bad Debts		0.199%	1,099		
41	Revenue Sensitive		2.209%	12,194		
42						
43	Conversion Factor		89.50%			


Public Co		LURITO - GALLAGHER FORMULA MODEL 2018 v5.2c				Public Co
Line No.	(a)	(b)	(c)	(b) + (c)	(e)	(d) + (e)
	Historical	Revenue Change	Proforma		Add: Revenue Sensitive Taxes	Revenue Requirement
1	Operating Revenue	2,908,423	371,237	3,279,660	9,159	3,288,819
2	Operating Expenses	3,008,121		3,008,121	9,159	3,017,280
3	Operating Income	(99,698)		271,539		\$271,539
4						
5	Interest Expense	22,563		22,563		22,563
6	Income Tax Expense	#REF!	#REF!	52,285		52,285
7						
8	Net Income	#REF!		196,691		196,691
9						
10	Operating Ratio	103.43%		91.72%		91.74%
11						
12	Revenue Requirement					
13	Historical Revenue	2,908,423		Revenue Increase before taxes		371,237
14	Rate Increase	380,397		Rev Sensitive Taxes		9,159
15	Revenue Requirement	3,288,819		Rate Increase		380,397
16		Percent Increase		13.08%		
17						
18	Capital Structure Financing Investment			Financing Cost		
19	Type	Percent	Amount	Cost of Capital	Weighted	Amount
20	Equity	50.77%	793,293	24.79%	12.59%	196,691
21	Debt	49.23%	769,123	2.93%	1.44%	22,563
22	Total	100.00%	1,562,416		14.03%	219,254
23						
24						
25	Operating Statistics		Before	After		
26			Income Tax	Income Tax		
27	Return on Investment		17.38%	14.03%		
28	Return on Equity		31.39%	24.79%		
29	Operating Ratio		91.72%	91.74%		
30	Profit Margin		8.28%	8.28%		
31	Final turnover		2.10	2.10		
32	Tax Rate		21.00%	21.00%		
33						
34						
35	Revenue Sensitive Taxes Charges					
36			Rate	Taxes		
37	B & O Tax		1.500%	6,219		
38	WUTC Fee		0.510%	2,115		
39	City Tax		0.000%	-		
40	Bad Debts		0.199%	825		
41	Revenue Sensitive		2.209%	9,159		
42						
43	Conversion Factor		89.53%			


Public Co		LURITO - GALLAGHER FORMULA MODEL 2018 v5.2c				Public Co
Line No.	(a)	(b)	(c)	(d)	(e)	(f)
	Historical	Revenue Change	Proforma	Add: Revenue Sensitive Taxes	Revenue Requirement	
1	Operating Revenue	90,852	122,140	212,992	3,024	216,017
2	Operating Expenses	194,467		194,467	3,024	197,491
3	Operating Income	<u>(103,615)</u>		<u>18,525</u>		<u>\$18,525</u>
4						
5	Interest Expense	2,385		2,385		2,385
6	Income Tax Expense	#REF!	#REF!	3,390		3,390
7						
8	Net Income	<u>#REF!</u>		<u>12,751</u>		<u>12,751</u>
9						
10	Operating Ratio	214.05%		91.30%		91.42%
11						
12	Revenue Requirement					
13	Historical Revenue	90,852		Revenue Increase before taxes		122,140
14	Rate Increase	125,165		Rev Sensitive Taxes		3,024
15	Revenue Requirement	<u>216,017</u>		Rate Increase		<u>125,165</u>
16		Percent Increase		137.77%		
17						
18	Capital Structure Financing Investment			Financing Cost		
19	Type	Percent	Amount	Cost of Capital	Weighted	Amount
20	Equity	50.77%	83,835	15.21%	7.72%	12,751
21	Debt	49.23%	81,281	2.93%	1.44%	2,385
22	Total	100.00%	<u>165,116</u>		<u>9.17%</u>	<u>15,136</u>
23						
24						
25	Operating Statistics		Before	After		
26			Income Tax	Income Tax		
27	Return on Investment		11.22%	9.17%		
28	Return on Equity		19.25%	15.21%		
29	Operating Ratio		91.30%	91.42%		
30	Profit Margin		8.70%	8.70%		
31	Final turnover		1.31	1.31		
32	Tax Rate		21.00%	21.00%		
33						
34						
35	Revenue Sensitive Taxes Charges					
36			Rate	Taxes		
37	B & O Tax		1.500%	2,054		
38	WUTC Fee		0.510%	698		
39	City Tax		0.000%	-		
40	Bad Debts		0.199%	272		
41	Revenue Sensitive		<u>2.209%</u>	<u>3,024</u>		
42						
43	Conversion Factor		89.22%			

Note: We adjusted our payroll schedule approach to align with Staff's approach on previous wage per hour (column E). We then obtained a payroll report for the test period and determined the number of overtime hours. This information was used to determine the restated test period. Next we multiplied the pay by the wage increase that the employee will receive in the rate year beginning 11/1/2023. Since employees received pay raises in April 2023 all their hours during the test period capture test period wages and forward look wages in one calculation.

Note: Data below is from payroll registers. Links have been broken to the source file to maintain data integrity. Source documents are available upon request.

District #	EE #	Name	Job	Current Hourly Rate	Test Period Hours (Includes Vacation, PTO & Holiday)	Regular Pay During Test Period	Overtime Hours	Regular Overtime Pay	Total Hourly/Salary Pay
[Redacted Data]									







A current pay rate to the GL expense, which includes a blend of pay rates during the year. Wage restatement amounts are linked to the Consolidated IS in the Pro forma workbook.

filings. We ran the most recent payroll report to obtain employees current
determined the number of regular hours (including vacation, PTO & holiday) and
period total pay (test period hours times current hourly rate) (Column M).
year (2023) to determine forward looking wages to be included in rates
during the test period were restated at their new rate in April. This allows us to


Bonuses & Commissions	Personal Time & Payouts	Total Test Period Pay	2023 Pay Raises	2023 Rate	2024 Proforma Regular Pay	2024 Proforma OT	2024 Proforma Personal Time Payout	Total Rate Period Pay (adjusted)	Total Proforma Pay
[Redacted Content]									







A

Pro-Forma Raise Adjust	Normalizing Wage Ajdustments
---------------------------	---------------------------------















Dump Fee Schedule










Olympic Disposal G-9

Equipment	Cost	Salvage	Depr	Test Year	Beginning Accum Depr	Ending Accum Depr	Average Investment

Depreciation Expense Allocation


Average Investment Allocation

Call:



am

Jefferson



Stat Entry - Trend (source in row)

Stat Acct, Desc, or Group: 98425 (Defaults to all)
 Districts / Groupings: 2112 (Defaults to your districts if blank)
 LOB: (Defaults to all)
 Sbst: (Defaults to all)
 Source: Act (Defaults to all)
 Show Only Stats with Data: True
 12 Mths From: 2022-08 (Required. YYYY-MM Format)

Stat Acct/C Account/Stat Name	Dist	LOB	Sbst	Last Entered	Entered By	Source	2022-08	2022-09
98425 Diesel Fuel Volume	2112	000	00	8/6/2023	Adamb	Act	21,649	20,768
End of List								



World Kinect Energy Services
 Associated Petroleum
 2320 Milwaukee Way
 Tacoma, WA 98421-

Remit To: World Kinect Energy Services
 Associated Petroleum
 PO Box 34600
 Seattle, WA 98122

Bill To:

WCI - HAROLD LEMAY ENTERPRISES
 2180 - PIERCE COUNTY REFUSE
 4107 192ND ST E
 FREDRICKSON, WA 98446

Order No: 3269542-23 **Reference:**
Salesperson: CHRIS BERTRAM

For Billing Inquiries Please Email: billinggroup@4flyers.com

Description	From Site	BOL No	Gr
ULSD #2 DSL	Drop	718278	
Vendor / Terminal: APP HF Sinclair Contract Unbranded . ULTRALOW SULFUR (MAX 15PPM) DIESEL FUEL. DOES NOT CONTAIN SPECIFICATIONS.			

Note: All inputs from this input form are applied at the first of the month.

2022-10	2022-11	2022-12	2023-01	2023-02	2023-03	2023-04	2023-05	2023-06	2023-07	Save Results
20,076	18,192	16,047	18,763	16,989	20,246	17,894	21,198	20,698	18,503	

ergy Services
m Products Inc
y
-2710

Invoice No: 23-904465
Invoice Date: Mon 08/28/2023
Delivery Date: Fri 08/25/2023
Lift Date/Time: Fri 08/25/23 06:16p
Account ID: AP1002774

ergy Services
eum Products Inc
4-1600

Original

Ship To:

ID: 1017
FIXED HAROLD LEMAY ENTERPRISES
FIXED
4107 192ND ST E
FREDRICKSON, WA 98446


e No.: TMW560565 **P.O. No.:** 2180-23-4214

or Dial (253) 627-6179 Ext. 3

Gross Units	Net Units	Basis	Unit Price	Discount	Total
9,811.00	9,753.00	Gross	2.467500	0.700100-	31,077.32


/ Seaport Targa Sound Tacoma WA
TAIN VISIBLE EVIDENCE OF DYE. DOES NOT MEET CALIFORNIA

Total Test Period Fuel Gallons 231,022
Regulated % - Based on Route Hours
Regulated Gallons
Increase per Gallon
WA Fuel Tax
Total
12-Month Adjustment
5/12 Adjustment
Clallam
Jefferson
Mill Hauls





	Volume	Portland	Tacoma	Portland \$	Tacoma \$	Volume	Portland	Tacoma	Portland \$
Jan-23									
Feb-23									
Mar-23									
Apr-23									
May-23									
Jun-23									
Jul-23									
Aug-23									
Sep-23									
Oct-23									
Nov-23									
Dec-23									

Tacoma \$ Volume Portland Tacoma



Weighted Average 2023
Weighted Average 2022
Increase/Gallon





Region OH Calculation
Olympic
August 1, 2022 - July 31, 2023

REGION G&A STATEMENT

	Aug-22	Sep-22	Oct-22	Nov-22	Dec-22	Jan-23	Feb-23
70036 Other Bonus/Commission - Non-Safety							
70086 Safety and Training							
70090 WCN Training							
70095 Empl & Commun Activ							
70105 Employee Relocation							
70110 Contributions							
70147 Bldg & Property Maint							
70165 Communications							
70167 Cellular Telephone							
70170 Qualifying Operating Lease Expense							
70171 Variable Qualifying Lease Expense							
70185 Postage							
70190 Registration Fees							
70195 Dues and Subscriptions							
70200 Travel							
70201 Entertainment							
70202 Excursions Meetings							
70203 Lodging							
70205 Travel - Auto							
70206 Meals							
70207 Meals with Customers							
70210 Office Supplies and Equip							
70214 Credit Card Fees							
70215 Bank Charges							
70216 Outside Storages							
70225 Advertising and Promotions							
70230 External Recruiter Fees							
70231 Recruitment Advertising & Expenses							
70232 Recruitment Travel Expenses							
70255 Other Prof Fees							
70275 Property Taxes							
70301 Computer Software							
70302 Computer Supplies							
70303 Software License Fees							
70320 Credit and Collection							
70326 Deductible Current Year							
70330 Equipment/Truck Rodeo							
70336 Coffee Bar							
70902 Visual Lease Clearing Account							
G&A							

Region OH Calculation
Olympic
August 1, 2022 - July 31, 2023

REGION G&A STATEMENT

Aug-22	Sep-22	Oct-22	Nov-22	Dec-22	Jan-23	Feb-23
--------	--------	--------	--------	--------	--------	--------

Region OH Calculation
 Olympic
 August 1, 2022 - July 31, 2023

August-Sept 2022	2.15%
Oct-Nov 2022	2.08%
Dec 2022	2.04%
Jan-Mar 2023	1.55%
April - July 2023	1.63%

REGION G&A STATEMENT

	Mar-23	Apr-23	May-23	Jun-23	Jul-23
70036 Other Bonus/Commission - Non-Safety	[REDACTED]				
70086 Safety and Training					
70090 WCN Training					
70095 Empl & Commun Activ					
70105 Employee Relocation					
70110 Contributions					
70147 Bldg & Property Maint					
70165 Communications					
70167 Cellular Telephone					
70170 Qualifying Operating Lease Expense					
70171 Variable Qualifying Lease Expense					
70185 Postage					
70190 Registration Fees					
70195 Dues and Subscriptions					
70200 Travel					
70201 Entertainment					
70202 Excursions Meetings					
70203 Lodging					
70205 Travel - Auto					
70206 Meals					
70207 Meals with Customers					
70210 Office Supplies and Equip					
70214 Credit Card Fees					
70215 Bank Charges					
70216 Outside Storages					
70225 Advertising and Promotions					
70230 External Recruiter Fees					
70231 Recruitment Advertising & Expenses					
70232 Recruitment Travel Expenses					
70255 Other Prof Fees					
70275 Property Taxes					
70301 Computer Software					
70302 Computer Supplies					
70303 Software License Fees					
70320 Credit and Collection					
70326 Deductible Current Year					
70330 Equipment/Truck Rodeo					
70336 Coffee Bar					
70902 Visual Lease Clearing Account					
G&A					

Region OH Calculation
Olympic
August 1, 2022 - July 31, 2023

August-Sept 2022	2.15%
Oct-Nov 2022	2.08%
Dec 2022	2.04%
Jan-Mar 2023	1.55%
April - July 2023	1.63%

REGION G&A STATEMENT

Mar-23	Apr-23	May-23	Jun-23	Jul-23
--------	--------	--------	--------	--------

Region OH Calculation
 Olympic
 August 1, 2022 - July 31, 2023

REGION G&A STATEMENT

	Total	Olympic Allocation	Adjust Out Unallowable	Adjusted Region OH Allocation
70036 Other Bonus/Commission - Non-Safety				
70086 Safety and Training				
70090 WCN Training				
70095 Empl & Commun Activ				
70105 Employee Relocation				
70110 Contributions				
70147 Bldg & Property Maint				
70165 Communications				
70167 Cellular Telephone				
70170 Qualifying Operating Lease Expense				
70171 Variable Qualifying Lease Expense				
70185 Postage				
70190 Registration Fees				
70195 Dues and Subscriptions				
70200 Travel				
70201 Entertainment				
70202 Excursions Meetings				
70203 Lodging				
70205 Travel - Auto				
70206 Meals				
70207 Meals with Customers				
70210 Office Supplies and Equip				
70214 Credit Card Fees				
70215 Bank Charges				
70216 Outside Storages				
70225 Advertising and Promotions				
70230 External Recruiter Fees				
70231 Recruitment Advertising & Expenses				
70232 Recruitment Travel Expenses				
70255 Other Prof Fees				
70275 Property Taxes				
70301 Computer Software				
70302 Computer Supplies				
70303 Software License Fees				
70320 Credit and Collection				
70326 Deductible Current Year				
70330 Equipment/Truck Rodeo				
70336 Coffee Bar				
70902 Visual Lease Clearing Account				
G&A				

Region OH Calculation
Olympic
August 1, 2022 - July 31, 2023

<u>REGION G&A STATEMENT</u>	<u>Total</u>	<u>Olympic Allocation</u>	<u>Adjust Out Unallowable</u>	<u>Adjusted Region OH Allocation</u>
---------------------------------	--------------	---------------------------	-------------------------------	--------------------------------------

Region OH Calculation
 Olympic
 August 1, 2022 - July 31, 2023


REGION G&A STATEMENT	August-Sept 2022	Oct - Nov 2022	December 2022
70036 Other Bonus/Commission - Non-Safety			
70086 Safety and Training			
70090 WCN Training			
70095 Empl & Commun Activ			
70105 Employee Relocation			
70110 Contributions			
70147 Bldg & Property Maint			
70165 Communications			
70167 Cellular Telephone			
70170 Qualifying Operating Lease Expense			
70171 Variable Qualifying Lease Expense			
70185 Postage			
70190 Registration Fees			
70195 Dues and Subscriptions			
70200 Travel			
70201 Entertainment			
70202 Excursions Meetings			
70203 Lodging			
70205 Travel - Auto			
70206 Meals			
70207 Meals with Customers			
70210 Office Supplies and Equip			
70214 Credit Card Fees			
70215 Bank Charges			
70216 Outside Storages			
70225 Advertising and Promotions			
70230 External Recruiter Fees			
70231 Recruitment Advertising & Expenses			
70232 Recruitment Travel Expenses			
70255 Other Prof Fees			
70275 Property Taxes			
70301 Computer Software			
70302 Computer Supplies			
70303 Software License Fees			
70320 Credit and Collection			
70326 Deductible Current Year			
70330 Equipment/Truck Rodeo			
70336 Coffee Bar			
70902 Visual Lease Clearing Account			
 G&A			

REGION G&A STATEMENT

August-Sept 2022

Oct - Nov 2022

December 2022




Region OH Calculation
Olympic
August 1, 2022 - July 31, 2023

REGION G&A STATEMENT	Jan-March 2023	April - July 2023
70036 Other Bonus/Commission - Non-Safety		
70086 Safety and Training		
70090 WCN Training		
70095 Empl & Commun Activ		
70105 Employee Relocation		
70110 Contributions		
70147 Bldg & Property Maint		
70165 Communications		
70167 Cellular Telephone		
70170 Qualifying Operating Lease Expense		
70171 Variable Qualifying Lease Expense		
70185 Postage		
70190 Registration Fees		
70195 Dues and Subscriptions		
70200 Travel		
70201 Entertainment		
70202 Excursions Meetings		
70203 Lodging		
70205 Travel - Auto		
70206 Meals		
70207 Meals with Customers		
70210 Office Supplies and Equip		
70214 Credit Card Fees		
70215 Bank Charges		
70216 Outside Storages		
70225 Advertising and Promotions		
70230 External Recruiter Fees		
70231 Recruitment Advertising & Expenses		
70232 Recruitment Travel Expenses		
70255 Other Prof Fees		
70275 Property Taxes		
70301 Computer Software		
70302 Computer Supplies		
70303 Software License Fees		
70320 Credit and Collection		
70326 Deductible Current Year		
70330 Equipment/Truck Rodeo		
70336 Coffee Bar		
70902 Visual Lease Clearing Account		
G&A		

REGION G&A STATEMENT


Jan-March 2023

April - July 2023



8,9,10,11,12


1,2,3,4,5,6,7




8,9,10,11,12

1,2,3,4,5,6,7







WASTE CONNECTIONS, INC.
CONSOLIDATED BALANCE SHEETS
(IN THOUSANDS OF U.S. DOLLARS, EXCEPT SHARE AND PER SHARE AMOUNTS)

	December 31,	
	2022	2021
ASSETS		
Current assets:		
Cash and equivalents	\$ 78,637	\$ 147,441
Accounts receivable, net of allowance for credit losses of \$22,939 and \$18,480 at December 31, 2022 and 2021, respectively	833,862	709,614
Prepaid expenses and other current assets	205,146	175,722
Total current assets	1,117,645	1,032,777
Restricted cash	102,727	72,174
Restricted investments	68,099	59,014
Property and equipment, net	6,950,915	5,721,949
Operating lease right-of-use assets	192,506	160,567
Goodwill	6,902,297	6,187,643
Intangible assets, net	1,673,917	1,350,597
Other assets, net	126,497	115,203
Total assets	\$ 17,134,603	\$ 14,699,924
LIABILITIES AND EQUITY		
Current liabilities:		
Accounts payable	\$ 638,728	\$ 392,868
Book overdraft	15,645	16,721
Deferred revenue	325,002	273,720
Accrued liabilities	431,247	442,596
Current portion of operating lease liabilities	35,170	38,017
Current portion of contingent consideration	60,092	62,804
Current portion of long-term debt and notes payable	6,759	6,020
Total current liabilities	1,512,643	1,232,746
Long-term portion of debt and notes payable	6,890,149	5,040,500
Long-term portion of operating lease liabilities	165,462	129,628
Long-term portion of contingent consideration	21,323	31,504
Deferred income taxes	1,013,742	850,921
Other long-term liabilities	417,640	421,080
Total liabilities	10,020,959	7,706,379
Commitments and contingencies (Note 13)		
Equity:		
Common shares: 257,211,175 shares issued and 257,145,716 shares outstanding at December 31, 2022; 260,283,158 shares issued and 260,212,496 shares outstanding at December 31, 2021	3,271,958	3,693,027
Additional paid-in capital	244,076	199,482
Accumulated other comprehensive income (loss)	(56,830)	39,584
Treasury shares: 65,459 and 70,662 shares at December 31, 2022 and 2021, respectively	—	—
Retained earnings	3,649,494	3,056,845
Total Waste Connections' equity	7,108,698	6,988,938
Noncontrolling interest in subsidiaries	4,946	4,607
Total equity	7,113,644	6,993,545
Total liabilities and equity	\$17,134,603	\$14,699,924

The accompanying notes are an integral part of these consolidated financial statements.

WASTE CONNECTIONS, INC.
CONSOLIDATED STATEMENTS OF NET INCOME
(IN THOUSANDS OF U.S. DOLLARS, EXCEPT SHARE AND PER SHARE AMOUNTS)

	Years Ended December 31,		
	2022	2021	2020
Revenues	\$ 7,211,859	\$ 6,151,361	\$ 5,445,990
Operating expenses:			
Cost of operations	4,336,012	3,654,074	3,276,808
Selling, general and administrative	696,467	612,337	537,632
Depreciation	763,285	673,730	621,102
Amortization of intangibles	155,675	139,279	131,302
Impairments and other operating items	18,230	32,316	466,718
Operating income	1,242,190	1,039,625	412,428
Interest expense	(202,331)	(162,796)	(162,375)
Interest income	5,950	2,916	5,253
Other income (expense), net	3,154	6,285	(1,392)
Loss on early extinguishment of debt	—	(115,288)	—
Income before income tax provision	1,048,963	770,742	253,914
Income tax provision	(212,962)	(152,253)	(49,922)
Net income	836,001	618,489	203,992
Plus (less): Net loss (income) attributable to noncontrolling interests	(339)	(442)	685
Net income attributable to Waste Connections	\$ 835,662	\$ 618,047	\$ 204,677
Earnings per common share attributable to Waste Connections' common shareholders:			
Basic	\$ 3.25	\$ 2.37	\$ 0.78
Diluted	\$ 3.24	\$ 2.36	\$ 0.78
Shares used in the per share calculations:			
Basic	257,383,578	261,166,723	263,189,699
Diluted	258,038,801	261,728,470	263,687,539
Cash dividends per common share	\$ 0.945	\$ 0.845	\$ 0.760

The accompanying notes are an integral part of these consolidated financial statements.

	Debt to Equity Ratio		Allowable In LG	
Debt	\$ 6,896,908,000	49.23%	40%	
Equity	\$ 7,113,644,000	50.77%	60%	
Total Debt & Equity	\$ 14,010,552,000			

Interest as a % of Debt	
Interest Expense	\$ 202,331,000
Debt	\$ 6,896,908,000
Interest as a % of Debt	2.93%

ST Debt 6,759,000


LT Deb 6,890,149,000

Equity 7,113,644,000

Interest Expense 202,331,000


Total of Entries:	869,433.27	0.00	*pstd: P = Posted, U = Unposted, S = Staged, C:0
Num of Entries Shown:	138	138	*records limit: 10000

Full Account	Date	Amount USD	Amount CAD	Nat Currency	Journal Control Num
--------------	------	------------	------------	--------------	---------------------




Total of Entries:	869,433.27	0.00	*pstd: P = Posted, U = Unposted, S = Staged, C:0
Num of Entries Shown:	138	138	*records limit: 10000

Full Account	Date	Amount USD	Amount CAD	Nat Currency	Journal Control Num
--------------	------	------------	------------	--------------	---------------------



Total of Entries:	869,433.27	0.00	*pstd: P = Posted, U = Unposted, S = Staged, C:0
Num of Entries Shown:	138	138	*records limit: 10000

Full Account	Date	Amount USD	Amount CAD	Nat Currency	Journal Control Num
--------------	------	------------	------------	--------------	---------------------



Journal Entry Query Tool

v.4.6

||| data

Date Range:

From: 2022-08

To: 2023-07

Districts: 2112

Accts: 41201

System:

Subsystem:

Total of Entries: = I/C Unposted, -1 = Hanging out there.

Num of Entries Shown:

Full Account	Psted*	Journal Description	User	R/Type	Vendor Code	One Time Vendor
--------------	--------	---------------------	------	--------	-------------	-----------------

--	--	--	--	--	--	--

Journal Entry Query Tool

v.4.6

||| data

Date Range:

From: 2022-08

To: 2023-07

Districts: 2112

Accts: 41201

System:

Subsystem:

Total of Entries: = I/C Unposted, -1 = Hanging out there.

Num of Entries Shown:

Full Account	Psted*	Journal Description	User	R/Type	Vendor Code	One Time Vendo
--------------	--------	---------------------	------	--------	-------------	----------------

--	--	--	--	--	--	--

Journal Entry Query Tool

v.4.6

|| data

Date Range:

From: 2022-08

To: 2023-07

Districts: 2112

Accts: 41201

System:

Subsystem:

Total of Entries: = I/C Unposted, -1 = Hanging out there.

Num of Entries Shown:

Full Account	Psted*	Journal Description	User	R/Type	Vendor Code	One Time Vendo
--------------	--------	---------------------	------	--------	-------------	----------------

--	--	--	--	--	--	--

Journal Entry Query Tool

v.4.6

Other Criteria

Vendor Code:
Amount From:
Amount To:
Posting: All

Total of Entries:
Num of Entries Shown:

Full Account	Further Descriptio	Date	Doc	Doc Desc	Doc Ctrl Num
--------------	--------------------	------	-----	----------	--------------

[Redacted Content]					
--------------------	--	--	--	--	--

Journal Entry Query Tool

v.4.6

Other Criteria

Vendor Code:
Amount From:
Amount To:
Posting: All

Total of Entries:

Num of Entries Shown:

Full Account	Further Descriptio	Date	Doc	Doc Desc	Doc Ctrl Num
--------------	--------------------	------	-----	----------	--------------

[Redacted Content]					
--------------------	--	--	--	--	--

Journal Entry Query Tool

v.4.6

Other Criteria

Vendor Code:
Amount From:
Amount To:
Posting: All

Total of Entries:
Num of Entries Shown:

Full Account	Further Descriptio	Date	Doc	Doc Desc	Doc Ctrl Num
[Redacted Content]					

Journal Entry Query Tool

v.4.6

Total of Entries:
Num of Entries Shown:

Full Account	Po Ctrl Num	Vendor Order Num	Ticket Num	Document 2	Document 1
--------------	-------------	------------------	------------	------------	------------

[Redacted Content]					
--------------------	--	--	--	--	--

Journal Entry Query Tool

v.4.6

Total of Entries:
Num of Entries Shown:

Full Account	Po Ctrl Num	Vendor Order Num	Ticket Num	Document 2	Document 1
--------------	-------------	------------------	------------	------------	------------

--	--	--	--	--	--

Journal Entry Query Tool

v.4.6

Total of Entries:
Num of Entries Shown:

Full Account	Po Ctrl Num	Vendor Order Num	Ticket Num	Document 2	Document 1
--------------	-------------	------------------	------------	------------	------------

--	--	--	--	--	--


Journal Entry Query Tool

v.4.6

Total of Entries:
Num of Entries Shown:

Not included in print range

Full Account	Class Code	Date Entered	Date Posted	Amt Net	Date Due	Database
--------------	------------	--------------	-------------	---------	----------	----------



Journal Entry Query Tool

v.4.6

Total of Entries:
Num of Entries Shown:

Not included in print range

Full Account	Class Code	Date Entered	Date Posted	Amt Net	Date Due	Database
--------------	------------	--------------	-------------	---------	----------	----------

[Redacted Content]						
--------------------	--	--	--	--	--	--

Journal Entry Query Tool

v.4.6

Total of Entries:

Num of Entries Shown:

Not included in print range

Full Account	Class Code	Date Entered	Date Posted	Amt Net	Date Due	Database
--------------	------------	--------------	-------------	---------	----------	----------

Journal Entry Query Tool

v.4.6

Total of Entries:
Num of Entries Shown:

Full Account	Reversing Flag	Hold Flag	Recurring Flag	Repeating Flag	Type Flag	Posted Flag	Seg1	Seg2	Seg3
--------------	----------------	-----------	----------------	----------------	-----------	-------------	------	------	------

[Redacted Content]									
--------------------	--	--	--	--	--	--	--	--	--

Journal Entry Query Tool

v.4.6

Total of Entries:
Num of Entries Shown:

Full Account	Reversing Flag	Hold Flag	Recurring Flag	Repeating Flag	Type Flag	Posted Flag	Seg1	Seg2	Seg3
--------------	----------------	-----------	----------------	----------------	-----------	-------------	------	------	------

[Redacted Content]									
--------------------	--	--	--	--	--	--	--	--	--

Journal Entry Query Tool

v.4.6

Total of Entries:
Num of Entries Shown:

e

Full Account	Reversing Flag	Hold Flag	Recurring Flag	Repeating Flag	Type Flag	Posted Flag	Seg1	Seg2	Seg3
--------------	----------------	-----------	----------------	----------------	-----------	-------------	------	------	------

--	--	--	--	--	--	--	--	--	--

Journal Entry Query Tool

v.4.6

Total of Entries:
Num of Entries Shown:

Full Account	Seg4	Staged_RefCode	Staged_DocRef	Staged Year Month	Staged District	VO Number
--------------	------	----------------	---------------	-------------------	-----------------	-----------

--	--	--	--	--	--	--

Journal Entry Query Tool

v.4.6

Total of Entries:
Num of Entries Shown:

Full Account	Seg4	Staged_RefCode	Staged_DocRef	Staged Year Month	Staged District	VO Number
--------------	------	----------------	---------------	-------------------	-----------------	-----------

--	--	--	--	--	--	--

Journal Entry Query Tool

v.4.6

Total of Entries:
Num of Entries Shown:

Full Account	Seg4	Staged_RefCode	Staged_DocRef	Staged Year Month	Staged District	VO Number
--------------	------	----------------	---------------	-------------------	-----------------	-----------

--	--	--	--	--	--	--


Journal Entry Query Tool

v.4.6

Total of Entries:

Num of Entries Shown:

Full Account



Journal Entry Query Tool

v.4.6

Total of Entries:
Num of Entries Shown:

Full Account

Journal Entry Query Tool

v.4.6

Total of Entries:
Num of Entries Shown:

Full Account

--	--

Journal Entry Query Tool

v.4.6

TEXT IN RED BOX CONFIDENTIAL PER WAC 480-07-160

Total of Entries:	148,119.01	0.00
Num of Entries Shown:	202	202

Full Account	Date	Amount USD	Amount CAD
--------------	------	------------	------------

Journal Entry Query Tool

v.4.6

TEXT IN RED BOX CONFIDENTIAL PER WAC 480-07-160

Total of Entries:	148,119.01	0.00
Num of Entries Shown:	202	202

Full Account	Date	Amount USD	Amount CAD
--------------	------	------------	------------

Journal Entry Query Tool

v.4.6

TEXT IN RED BOX CONFIDENTIAL PER WAC 480-07-160

Total of Entries:	148,119.01	0.00
Num of Entries Shown:	202	202

Full Account	Date	Amount USD	Amount CAD
--------------	------	------------	------------


Journal Entry Query Tool

v.4.6

TEXT IN RED BOX CONFIDENTIAL PER WAC 480-07-160

Total of Entries:	148,119.01	0.00
Num of Entries Shown:	202	202

Full Account	Date	Amount USD	Amount CAD
--------------	------	------------	------------




Journal Entry Query Tool

v.4.6

TEXT IN RED BOX CONFIDENTIAL PER WAC 480-07-160

Total of Entries:	148,119.01	0.00
Num of Entries Shown:	202	202

Full Account	Date	Amount USD	Amount CAD
--------------	------	------------	------------





Total of Entries:

Num of Entries Shown:

*pstd: P = Posted, U = Unposted, S = Staged, C:0 = I/C Unposted, -1 = Hal
*records limit: 10000

Full Account

Nat Currency

Journal Control Num



Total of Entries:

Num of Entries Shown:

*pstd: P = Posted, U = Unposted, S = Staged, C:0 = I/C Unposted, -1 = Hal

*records limit: 10000

Full Account

Nat Currency

Journal Control Num



Total of Entries:

Num of Entries Shown:

*pstd: P = Posted, U = Unposted, S = Staged, C:0 = I/C Unposted, -1 = Hal

*records limit: 10000

Full Account

Nat Currency

Journal Control Num



Total of Entries:

Num of Entries Shown:

*pstd: P = Posted, U = Unposted, S = Staged, C:0 = I/C Unposted, -1 = Hal

*records limit: 10000

Full Account

Nat Currency

Journal Control Num

Total of Entries:

Num of Entries Shown:


*pstd: P = Posted, U = Unposted, S = Staged, C:0 = I/C Unposted, -1 = Hal

*records limit: 10000

Full Account

Nat Currency

Journal Control Num



Journal Entry Query Tool

v.4.6

Date Range:

From: 2022-08


To: 2023-07

Total of Entries:

Num of Entries Shown:

nging out there.

Full Account	Psted*	Journal Description	User
--------------	--------	---------------------	------



Journal Entry Query Tool

v.4.6

Date Range:

From: 2022-08

To: 2023-07

Total of Entries:

Num of Entries Shown:

nging out there.

Full Account	Psted*	Journal Description	User
--------------	--------	---------------------	------

--	--	--	--

Journal Entry Query Tool

v.4.6

Date Range:

From: 2022-08

To: 2023-07

Total of Entries:

Num of Entries Shown:

nging out there.

Full Account	Psted*	Journal Description	User
--------------	--------	---------------------	------

[Redacted Content]			
--------------------	--	--	--

Journal Entry Query Tool

v.4.6

Date Range:

From: 2022-08


To: 2023-07

Total of Entries:

Num of Entries Shown:

nging out there.

Full Account	Psted*	Journal Description	User
--------------	--------	---------------------	------



Journal Entry Query Tool

v.4.6

Date Range:

From: 2022-08

To: 2023-07

Total of Entries:

Num of Entries Shown:

ngoing out there.

Full Account	Psted*	Journal Description	User
--------------	--------	---------------------	------

--	--	--	--

Journal Entry Query Tool


v.4.6

Districts: 2112
Accts: 52147
System:
Subsystem:

Total of Entries:

Num of Entries Shown:

Full Account	R/Type	Vendor Code	One Time Vendor
--------------	--------	-------------	-----------------



Journal Entry Query Tool


v.4.6

Districts: 2112
Accts: 52147
System:
Subsystem:

Total of Entries:

Num of Entries Shown:

Full Account	R/Type	Vendor Code	One Time Vendor
--------------	--------	-------------	-----------------



Journal Entry Query Tool


v.4.6

Districts: 2112
Accts: 52147
System:
Subsystem:

Total of Entries:

Num of Entries Shown:

Full Account	R/Type	Vendor Code	One Time Vendor
--------------	--------	-------------	-----------------



Journal Entry Query Tool

v.4.6

Districts: 2112
Accts: 52147
System:
Subsystem:

Total of Entries:

Num of Entries Shown:

Full Account	R/Type	Vendor Code	One Time Vendor
--------------	--------	-------------	-----------------



Journal Entry Query Tool


v.4.6

Districts: 2112
Accts: 52147
System:
Subsystem:

Total of Entries:

Num of Entries Shown:

Full Account	R/Type	Vendor Code	One Time Vendor
--------------	--------	-------------	-----------------




Total of Entries:

Num of Entries Shown:

Full Account

Further Description



Journal Entry Query Tool

v.4.6


Other Crif

Total of Entries:

Num of Entries Shown:

Full Account

Further Description




Total of Entries:

Num of Entries Shown:

Full Account

Further Description




Total of Entries:

Num of Entries Shown:

Full Account

Further Description




Total of Entries:

Num of Entries Shown:

Full Account

Further Description




Journal Entry Query Tool

v.4.6

Vendor Code:
Amount From:
Amount To:
Posting:

Total of Entries:
Num of Entries Shown:

Full Account Date Doc




Journal Entry Query Tool

v.4.6

Vendor Code:
Amount From:
Amount To:
Posting:

Total of Entries:
Num of Entries Shown:

Full Account Date Doc




Journal Entry Query Tool

v.4.6

Vendor Code:
Amount From:
Amount To:
Posting:

Total of Entries:
Num of Entries Shown:

Full Account Date Doc




Journal Entry Query Tool

v.4.6

Vendor Code:
Amount From:
Amount To:
Posting:

Total of Entries:
Num of Entries Shown:

Full Account Date Doc




Journal Entry Query Tool

v.4.6

Vendor Code:
Amount From:
Amount To:
Posting:

Total of Entries:
Num of Entries Shown:

Full Account Date Doc



Journal Entry Query Tool

v.4.6



All

Total of Entries:

Num of Entries Shown:

Full Account

Doc Desc

Journal Entry Query Tool

v.4.6



[All](#)

Total of Entries:

Num of Entries Shown:

Full Account

Doc Desc

Journal Entry Query Tool

v.4.6

All

Total of Entries:

Num of Entries Shown:

Full Account

Doc Desc

Journal Entry Query Tool

v.4.6



All

Total of Entries:

Num of Entries Shown:

Full Account

Doc Desc

Journal Entry Query Tool

v.4.6



All

Total of Entries:

Num of Entries Shown:

Full Account

Doc Desc


Journal Entry Query Tool

v.4.6

Total of Entries:
Num of Entries Shown:

Po Ctrl Num

Full Account Doc Ctrl Num




Journal Entry Query Tool

v.4.6

Total of Entries: [Redacted]
Num of Entries Shown: [Redacted]

[Redacted]

Full Account	Doc Ctrl Num	Po Ctrl Num
--------------	--------------	-------------



Journal Entry Query Tool

v.4.6

Total of Entries: [Redacted]
Num of Entries Shown: [Redacted]

[Redacted]

Full Account	Doc Ctrl Num	Po Ctrl Num
--------------	--------------	-------------

[Redacted Content]		
--------------------	--	--

Journal Entry Query Tool

v.4.6

Total of Entries: [Redacted]
Num of Entries Shown: [Redacted]

[Redacted]

Full Account	Doc Ctrl Num	Po Ctrl Num
--------------	--------------	-------------

[Redacted Content]		
--------------------	--	--


Journal Entry Query Tool

v.4.6

Total of Entries: [Redacted]
Num of Entries Shown: [Redacted]

[Redacted]

Full Account Doc Ctrl Num Po Ctrl Num




Journal Entry Query Tool

v.4.6

Total of Entries:
Num of Entries Shown:

Full Account	Vendor Order Num	Ticket Num
--------------	------------------	------------




Journal Entry Query Tool

v.4.6

Total of Entries:
Num of Entries Shown:

Full Account	Vendor Order Num	Ticket Num
--------------	------------------	------------




Journal Entry Query Tool

v.4.6

Total of Entries:
Num of Entries Shown:

Full Account	Vendor Order Num	Ticket Num
--------------	------------------	------------




Journal Entry Query Tool

v.4.6

Total of Entries:
Num of Entries Shown:

Full Account	Vendor Order Num	Ticket Num
--------------	------------------	------------




Journal Entry Query Tool

v.4.6

Total of Entries:
Num of Entries Shown:

Full Account	Vendor Order Num	Ticket Num
--------------	------------------	------------




Journal Entry Query Tool

v.4.6

Total of Entries: [Redacted]
Num of Entries Shown: [Redacted]

Full Account	Document 2	Document 1	Class Code
--------------	------------	------------	------------




Journal Entry Query Tool

v.4.6

Total of Entries: [Redacted]
Num of Entries Shown: [Redacted]

Full Account	Document 2	Document 1	Class Code
--------------	------------	------------	------------




Journal Entry Query Tool

v.4.6

Total of Entries: [Redacted]

Num of Entries Shown: [Redacted]

Full Account	Document 2	Document 1	Class Code
--------------	------------	------------	------------




Journal Entry Query Tool

v.4.6


Total of Entries: [Redacted]
Num of Entries Shown: [Redacted]

Full Account	Document 2	Document 1	Class Code
--------------	------------	------------	------------



Total of Entries:
Num of Entries Shown:

Full Account	Document 2	Document 1	Class Code
--------------	------------	------------	------------




Journal Entry Query Tool

v.4.6

Total of Entries: [Redacted]
Num of Entries Shown: [Redacted]

Full Account	Date Entered	Date Posted
--------------	--------------	-------------




Journal Entry Query Tool

v.4.6


Total of Entries: [Redacted]
Num of Entries Shown: [Redacted]

Full Account	Date Entered	Date Posted
--------------	--------------	-------------



Total of Entries:
Num of Entries Shown:

Full Account Date Entered Date Posted




Journal Entry Query Tool

v.4.6


Total of Entries: [Redacted]
Num of Entries Shown: [Redacted]

Full Account	Date Entered	Date Posted
--------------	--------------	-------------



Total of Entries:
Num of Entries Shown:

Full Account Date Entered Date Posted




Journal Entry Query Tool

v.4.6

Total of Entries: [Redacted]
Num of Entries Shown: [Redacted]

Not included in print range

Full Account	Amt Net	Date Due	Database	Reversing Flag	Hold Flag	Recurring Flag
--------------	---------	----------	----------	----------------	-----------	----------------




Journal Entry Query Tool

v.4.6

Total of Entries:
Num of Entries Shown:

Not included in print range
Full Account Amt Net Date Due Database Reversing Flag Hold Flag Recurring Flag




Journal Entry Query Tool

v.4.6

Total of Entries:
Num of Entries Shown:

Not included in print range

Full Account Amt Net Date Due Database Reversing Flag Hold Flag Recurring Flag




Journal Entry Query Tool

v.4.6

Total of Entries:
Num of Entries Shown:

Not included in print range

Full Account Amt Net Date Due Database Reversing Flag Hold Flag Recurring Flag



Journal Entry Query Tool

v.4.6

Total of Entries:
Num of Entries Shown:

Not included in print range


Full Account Amt Net Date Due Database Reversing Flag Hold Flag Recurring Flag

Journal Entry Query Tool

v.4.6

Total of Entries:
Num of Entries Shown:

Full Account	Repeating Flag	Type Flag	Posted Flag	Seg1	Seg2	Seg3
--------------	----------------	-----------	-------------	------	------	------




Journal Entry Query Tool

v.4.6

Total of Entries:
Num of Entries Shown:

Full Account	Repeating Flag	Type Flag	Posted Flag	Seg1	Seg2	Seg3
--------------	----------------	-----------	-------------	------	------	------




Journal Entry Query Tool

v.4.6

Total of Entries:
Num of Entries Shown:

Full Account	Repeating Flag	Type Flag	Posted Flag	Seg1	Seg2	Seg3
--------------	----------------	-----------	-------------	------	------	------




Journal Entry Query Tool

v.4.6

Total of Entries:
Num of Entries Shown:

Full Account	Repeating Flag	Type Flag	Posted Flag	Seg1	Seg2	Seg3
--------------	----------------	-----------	-------------	------	------	------




Journal Entry Query Tool

v.4.6

Total of Entries:
Num of Entries Shown:

Full Account	Repeating Flag	Type Flag	Posted Flag	Seg1	Seg2	Seg3
--------------	----------------	-----------	-------------	------	------	------




Journal Entry Query Tool

v.4.6

Total of Entries: [Redacted]
Num of Entries Shown: [Redacted]

Full Account	Seg4	Staged_RefCode	Staged_DocRef	Staged Year Month
--------------	------	----------------	---------------	-------------------




Journal Entry Query Tool

v.4.6


Total of Entries: [Redacted]
Num of Entries Shown: [Redacted]

Full Account	Seg4	Staged_RefCode	Staged_DocRef	Staged Year Month
--------------	------	----------------	---------------	-------------------



Total of Entries:
Num of Entries Shown:

Full Account	Seg4	Staged_RefCode	Staged_DocRef	Staged Year Month
--------------	------	----------------	---------------	-------------------




Journal Entry Query Tool

v.4.6

Total of Entries:
Num of Entries Shown:

Full Account	Seg4	Staged_RefCode	Staged_DocRef	Staged Year Month
--------------	------	----------------	---------------	-------------------




Journal Entry Query Tool

v.4.6

Total of Entries:
Num of Entries Shown:

Full Account	Seg4	Staged_RefCode	Staged_DocRef	Staged Year Month
--------------	------	----------------	---------------	-------------------




Journal Entry Query Tool

v.4.6

Total of Entries:
Num of Entries Shown:

Full Account	Staged District	VO Number
--------------	-----------------	-----------



Journal Entry Query Tool

v.4.6

Total of Entries: [Redacted]
Num of Entries Shown: [Redacted]

Full Account	Staged District	VO Number
--------------	-----------------	-----------


--	--	--

Journal Entry Query Tool

v.4.6

Total of Entries:
Num of Entries Shown:

Full Account	Staged District	VO Number
--------------	-----------------	-----------



Journal Entry Query Tool

v.4.6


Total of Entries:
Num of Entries Shown:

Full Account	Staged District	VO Number
--------------	-----------------	-----------

--	--	--

Total of Entries:
Num of Entries Shown:

Full Account	Staged District	VO Number
--------------	-----------------	-----------



Journal Entry Query Tool

v5.13

TEXT IN RED BOX CONFIDENTIAL PER WAC 480-07-160

NOTE: Ctrl+Shift+J to pull data

From:
To:

Total of Entries:	120,954.26	0.00	*pstd: P = Posted, U = Unposted, S = Staged, C:0 = I/C Unposte
Num of Entries Shown:	314	314	*records limit: 10000

Full Account	Date	Amount USD	Amount CAD	Nat Currency	Journal Control Num	Psted*
57147-2112-000-00						
57147-2112-000-00						
57147-2112-000-00						
57147-2112-000-00						
57147-2112-000-00						
57147-2112-000-00						
57147-2112-000-00						
57147-2112-000-00						
57147-2112-000-00						
57147-2112-000-00						
57147-2112-000-00						
57147-2112-000-00						
57147-2112-000-00						
57147-2112-000-00						
57147-2112-000-00						
57147-2112-000-00						
57147-2112-000-00						
57147-2112-000-00						
57147-2112-000-00						
57147-2112-000-00						
57147-2112-000-00						
57147-2112-000-00						
57147-2112-000-00						
57147-2112-000-00						
57147-2112-000-00						
57147-2112-000-00						
57147-2112-000-00						
57147-2112-000-00						
57147-2112-000-00						
57147-2112-000-00						
57147-2112-000-00						
57147-2112-000-00						
57147-2112-000-00						
57147-2112-000-00						
57147-2112-000-00						
57147-2112-000-00						
57147-2112-000-00						
57147-2112-000-00						
57147-2112-000-00						
57147-2112-000-00						
57147-2112-000-00						
57147-2112-000-00						
57147-2112-000-00						
57147-2112-000-00						
57147-2112-000-00						
57147-2112-000-00						
57147-2112-000-00						
57147-2112-000-00						
57147-2112-000-00						
57147-2112-000-00						
57147-2112-000-00						
57147-2112-000-00						
57147-2112-000-00						
57147-2112-000-00						
57147-2112-000-00						
57147-2112-000-00						
57147-2112-000-00						
57147-2112-000-00						
57147-2112-000-00						

Journal Entry Query Tool

v5.13

TEXT IN RED BOX CONFIDENTIAL PER WAC 480-07-160

NOTE: Ctrl+Shift+J to pull data

From:
To:

Total of Entries: 120,954.26 0.00 *pstd: P = Posted, U = Unposted, S = Staged, C:0 = I/C Unposte
 Num of Entries Shown: 314 314 *records limit: 10000

Full Account	Date	Amount USD	Amount CAD	Nat Currency	Journal Control Num	Psted*
57147-2112-000-00						
57147-2112-000-00						
57147-2112-000-00						
57147-2112-000-00						
57147-2112-000-00						
57147-2112-000-00						
57147-2112-000-00						
57147-2112-000-00						
57147-2112-000-00						
57147-2112-000-00						
57147-2112-000-00						
57147-2112-000-00						
57147-2112-000-00						
57147-2112-000-00						
57147-2112-000-00						
57147-2112-000-00						
57147-2112-000-00						
57147-2112-000-00						
57147-2112-000-00						
57147-2112-000-00						
57147-2112-000-00						
57147-2112-000-00						
57147-2112-000-00						
57147-2112-000-00						
57147-2112-000-00						
57147-2112-000-00						
57147-2112-000-00						
57147-2112-000-00						
57147-2112-000-00						
57147-2112-000-00						
57147-2112-000-00						
57147-2112-000-00						
57147-2112-000-00						
57147-2112-000-00						
57147-2112-000-00						
57147-2112-000-00						
57147-2112-000-00						
57147-2112-000-00						
57147-2112-000-00						
57147-2112-000-00						
57147-2112-000-00						
57147-2112-000-00						
57147-2112-000-00						
57147-2112-000-00						
57147-2112-000-00						
57147-2112-000-00						
57147-2112-000-00						
57147-2112-000-00						
57147-2112-000-00						
57147-2112-000-00						
57147-2112-000-00						
57147-2112-000-00						
57147-2112-000-00						
57147-2112-000-00						
57147-2112-000-00						
57147-2112-000-00						
57147-2112-000-00						
57147-2112-000-00						
57147-2112-000-00						
57147-2112-000-00						
57147-2112-000-00						
57147-2112-000-00						
57147-2112-000-00						
57147-2112-000-00						
57147-2112-000-00						
57147-2112-000-00						

Journal Entry Query Tool

v5.13

TEXT IN RED BOX CONFIDENTIAL PER WAC 480-07-160

NOTE: Ctrl+Shift+J to pull data

From:
To:

Total of Entries:	120,954.26	0.00	*pstd: P = Posted, U = Unposted, S = Staged, C:0 = I/C Unposte
Num of Entries Shown:	314	314	*records limit: 10000

Full Account	Date	Amount USD	Amount CAD	Nat Currency	Journal Control Num	Pstd*
57147-2112-000-00						
57147-2112-000-00						
57147-2112-000-00						
57147-2112-000-00						
57147-2112-000-00						
57147-2112-000-00						
57147-2112-000-00						
57147-2112-000-00						
57147-2112-000-00						
57147-2112-000-00						
57147-2112-000-00						
57147-2112-000-00						
57147-2112-000-00						
57147-2112-000-00						
57147-2112-000-00						
57147-2112-000-00						
57147-2112-000-00						
57147-2112-000-00						
57147-2112-000-00						
57147-2112-000-00						
57147-2112-000-00						
57147-2112-000-00						
57147-2112-000-00						
57147-2112-000-00						
57147-2112-000-00						
57147-2112-000-00						
57147-2112-000-00						
57147-2112-000-00						
57147-2112-000-00						
57147-2112-000-00						
57147-2112-000-00						
57147-2112-000-00						
57147-2112-000-00						
57147-2112-000-00						
57147-2112-000-00						
57147-2112-000-00						
57147-2112-000-00						
57147-2112-000-00						
57147-2112-000-00						
57147-2112-000-00						
57147-2112-000-00						
57147-2112-000-00						
57147-2112-000-00						
57147-2112-000-00						
57147-2112-000-00						
57147-2112-000-00						
57147-2112-000-00						
57147-2112-000-00						
57147-2112-000-00						
57147-2112-000-00						
57147-2112-000-00						
57147-2112-000-00						

Journal Entry Query Tool

v5.13

TEXT IN RED BOX CONFIDENTIAL PER WAC 480-07-160

NOTE: Ctrl+Shift+J to pull data

From:
To:

Total of Entries:	120,954.26	0.00	*pstd: P = Posted, U = Unposted, S = Staged, C:0 = I/C Unposte
Num of Entries Shown:	314	314	*records limit: 10000

Full Account	Date	Amount USD	Amount CAD	Nat Currency	Journal Control Num	Psted*
57147-2112-000-00						
57147-2112-000-00						
57147-2112-000-00						
57147-2112-000-00						
57147-2112-000-00						
57147-2112-000-00						
57147-2112-000-00						
57147-2112-000-00						
57147-2112-000-00						
End of List						

Journal Entry C

v5.13

Date Range: 2022-08 2023-07

Districts: 2112
Accts: 57147
System:
Subsystem:

Total of Entries: d, -1 = Hanging out there.
Num of Entries Show

Table with columns: Full Account, Journal Description, User, R/Type, Vendor Code, One Time Vendor. The table contains multiple rows, each starting with the account number 57147-2112-000-00, and the rest of the cells are redacted with a black box.

Journal Entry C

TEXT IN RED BOX CONFIDENTIAL PER WAC 480-07-160

v5.13

Date Range: 2022-08 2023-07

Districts: 2112 Accts: 57147 System: Subsystem:

Total of Entries: Num of Entries Showed, -1 = Hanging out there.

Table with 6 columns: Full Account, Journal Description, User, R/Type, Vendor Code, One Time Vendor. The table body contains a single column of account numbers: 57147-2112-000-00.

Journal Entry C

v5.13

Date Range:
 2022-08
 2023-07

Districts: 2112
Accts: 57147
System:
Subsystem:

Total of Entries: d, -1 = Hanging out there.
Num of Entries Show

Full Account	Journal Description	User	R/Type	Vendor Code	One Time Vendor
57147-2112-000-00					
57147-2112-000-00					
57147-2112-000-00					
57147-2112-000-00					
57147-2112-000-00					
57147-2112-000-00					
57147-2112-000-00					
57147-2112-000-00					
57147-2112-000-00					
57147-2112-000-00					

End of List

Journal Entry C

v5.13

Other Criteria

Vendor Code:
 Amount From:
 Amount To:
 Posting: All

Total of Entries:
 Num of Entries Show

Full Account	Further Description	Date Doc	Doc Desc	Doc Ctrl Num
57147-2112-000-00				
57147-2112-000-00				
57147-2112-000-00				
57147-2112-000-00				
57147-2112-000-00				
57147-2112-000-00				
57147-2112-000-00				
57147-2112-000-00				
57147-2112-000-00				
57147-2112-000-00				
57147-2112-000-00				
57147-2112-000-00				
57147-2112-000-00				
57147-2112-000-00				
57147-2112-000-00				
57147-2112-000-00				
57147-2112-000-00				
57147-2112-000-00				
57147-2112-000-00				
57147-2112-000-00				
57147-2112-000-00				
57147-2112-000-00				
57147-2112-000-00				
57147-2112-000-00				
57147-2112-000-00				
57147-2112-000-00				
57147-2112-000-00				
57147-2112-000-00				
57147-2112-000-00				
57147-2112-000-00				
57147-2112-000-00				
57147-2112-000-00				
57147-2112-000-00				
57147-2112-000-00				
57147-2112-000-00				
57147-2112-000-00				
57147-2112-000-00				
57147-2112-000-00				
57147-2112-000-00				
57147-2112-000-00				
57147-2112-000-00				
57147-2112-000-00				
57147-2112-000-00				
57147-2112-000-00				
57147-2112-000-00				
57147-2112-000-00				
57147-2112-000-00				
57147-2112-000-00				
57147-2112-000-00				
57147-2112-000-00				
57147-2112-000-00				
57147-2112-000-00				
57147-2112-000-00				
57147-2112-000-00				
57147-2112-000-00				
57147-2112-000-00				
57147-2112-000-00				
57147-2112-000-00				
57147-2112-000-00				
57147-2112-000-00				
57147-2112-000-00				
57147-2112-000-00				

Journal Entry C

v5.13

Other Criteria

Vendor Code:
Amount From:
Amount To:
Posting: All

Total of Entries:
Num of Entries Show

Full Account	Further Description	Date Doc	Doc Desc	Doc Ctrl Num
57147-2112-000-00				
57147-2112-000-00				
57147-2112-000-00				
57147-2112-000-00				
57147-2112-000-00				
57147-2112-000-00				
57147-2112-000-00				
57147-2112-000-00				
57147-2112-000-00				
57147-2112-000-00				
57147-2112-000-00				
57147-2112-000-00				
57147-2112-000-00				
57147-2112-000-00				
57147-2112-000-00				
57147-2112-000-00				
57147-2112-000-00				
57147-2112-000-00				
57147-2112-000-00				
57147-2112-000-00				
57147-2112-000-00				
57147-2112-000-00				
57147-2112-000-00				
57147-2112-000-00				
57147-2112-000-00				
57147-2112-000-00				
57147-2112-000-00				
57147-2112-000-00				
57147-2112-000-00				
57147-2112-000-00				
57147-2112-000-00				
57147-2112-000-00				
57147-2112-000-00				
57147-2112-000-00				
57147-2112-000-00				
57147-2112-000-00				
57147-2112-000-00				
57147-2112-000-00				
57147-2112-000-00				
57147-2112-000-00				
57147-2112-000-00				
57147-2112-000-00				
57147-2112-000-00				
57147-2112-000-00				
57147-2112-000-00				
57147-2112-000-00				
57147-2112-000-00				
57147-2112-000-00				
57147-2112-000-00				
57147-2112-000-00				
57147-2112-000-00				
57147-2112-000-00				
57147-2112-000-00				
57147-2112-000-00				
57147-2112-000-00				
57147-2112-000-00				
57147-2112-000-00				
57147-2112-000-00				
57147-2112-000-00				
57147-2112-000-00				

Journal Entry C

v5.13

Other Criteria

Vendor Code:
Amount From:
Amount To:
Posting: All

Total of Entries:
Num of Entries Show

Full Account	Further Description	Date Doc	Doc Desc	Doc Ctrl Num
57147-2112-000-00				
57147-2112-000-00				
57147-2112-000-00				
57147-2112-000-00				
57147-2112-000-00				
57147-2112-000-00				
57147-2112-000-00				
57147-2112-000-00				
57147-2112-000-00				
57147-2112-000-00				
End of List				

Journal Entry C

v5.13

Total of Entries:
Num of Entries Show

Full Account	Po Ctrl Num	Vendor Order Num	Ticket Num	Document 2	Document 1	Class Code	Date Entered	Date Posted	Amt Net
57147-2112-000-00									
57147-2112-000-00									
57147-2112-000-00									
57147-2112-000-00									
57147-2112-000-00									
57147-2112-000-00									
57147-2112-000-00									
57147-2112-000-00									
57147-2112-000-00									
57147-2112-000-00									
57147-2112-000-00									
57147-2112-000-00									
57147-2112-000-00									
57147-2112-000-00									
57147-2112-000-00									
57147-2112-000-00									
57147-2112-000-00									
57147-2112-000-00									
57147-2112-000-00									
57147-2112-000-00									
57147-2112-000-00									
57147-2112-000-00									
57147-2112-000-00									
57147-2112-000-00									
57147-2112-000-00									
57147-2112-000-00									
57147-2112-000-00									
57147-2112-000-00									
57147-2112-000-00									
57147-2112-000-00									
57147-2112-000-00									
57147-2112-000-00									
57147-2112-000-00									
57147-2112-000-00									
57147-2112-000-00									
57147-2112-000-00									
57147-2112-000-00									
57147-2112-000-00									
57147-2112-000-00									
57147-2112-000-00									
57147-2112-000-00									
57147-2112-000-00									
57147-2112-000-00									
57147-2112-000-00									
57147-2112-000-00									
57147-2112-000-00									
57147-2112-000-00									
57147-2112-000-00									
57147-2112-000-00									
57147-2112-000-00									
57147-2112-000-00									
57147-2112-000-00									
57147-2112-000-00									

Journal Entry C

v5.13

**Total of Entries:
Num of Entries Show**

Full Account	Po Ctrl Num	Vendor Order Num	Ticket Num	Document 2	Document 1	Class Code	Date Entered	Date Posted	Amt Net
57147-2112-000-00									
57147-2112-000-00									
57147-2112-000-00									
57147-2112-000-00									
57147-2112-000-00									
57147-2112-000-00									
57147-2112-000-00									
57147-2112-000-00									
57147-2112-000-00									
57147-2112-000-00									
57147-2112-000-00									
57147-2112-000-00									
57147-2112-000-00									
57147-2112-000-00									
57147-2112-000-00									
57147-2112-000-00									
57147-2112-000-00									
57147-2112-000-00									
57147-2112-000-00									
57147-2112-000-00									
57147-2112-000-00									
57147-2112-000-00									
57147-2112-000-00									
57147-2112-000-00									
57147-2112-000-00									
57147-2112-000-00									
57147-2112-000-00									
57147-2112-000-00									
57147-2112-000-00									
57147-2112-000-00									
57147-2112-000-00									
57147-2112-000-00									
57147-2112-000-00									
57147-2112-000-00									
57147-2112-000-00									
57147-2112-000-00									
57147-2112-000-00									
57147-2112-000-00									
57147-2112-000-00									
57147-2112-000-00									
57147-2112-000-00									
57147-2112-000-00									
57147-2112-000-00									
57147-2112-000-00									
57147-2112-000-00									
57147-2112-000-00									
57147-2112-000-00									
57147-2112-000-00									
57147-2112-000-00									
57147-2112-000-00									
57147-2112-000-00									
57147-2112-000-00									
57147-2112-000-00									
57147-2112-000-00									
57147-2112-000-00									
57147-2112-000-00									
57147-2112-000-00									
57147-2112-000-00									
57147-2112-000-00									

Journal Entry C

v5.13

**Total of Entries:
Num of Entries Show**

Full Account	Po Ctrl Num	Vendor Order Num	Ticket Num	Document 2	Document 1	Class Code	Date Entered	Date Posted	Amt Net
57147-2112-000-00									
57147-2112-000-00									
57147-2112-000-00									
57147-2112-000-00									
57147-2112-000-00									
57147-2112-000-00									
57147-2112-000-00									
57147-2112-000-00									
57147-2112-000-00									
57147-2112-000-00									
57147-2112-000-00									
57147-2112-000-00									
57147-2112-000-00									
57147-2112-000-00									
57147-2112-000-00									
57147-2112-000-00									
57147-2112-000-00									
57147-2112-000-00									
57147-2112-000-00									
57147-2112-000-00									
57147-2112-000-00									
57147-2112-000-00									
57147-2112-000-00									
57147-2112-000-00									
57147-2112-000-00									
57147-2112-000-00									
57147-2112-000-00									
57147-2112-000-00									
57147-2112-000-00									
57147-2112-000-00									
57147-2112-000-00									
57147-2112-000-00									
57147-2112-000-00									
57147-2112-000-00									
57147-2112-000-00									
57147-2112-000-00									
57147-2112-000-00									
57147-2112-000-00									
57147-2112-000-00									
57147-2112-000-00									
57147-2112-000-00									
57147-2112-000-00									
57147-2112-000-00									
57147-2112-000-00									
57147-2112-000-00									
57147-2112-000-00									
57147-2112-000-00									
57147-2112-000-00									
57147-2112-000-00									
57147-2112-000-00									
57147-2112-000-00									
57147-2112-000-00									
57147-2112-000-00									
57147-2112-000-00									
57147-2112-000-00									
57147-2112-000-00									

Journal Entry C

v5.13

Total of Entries:
 Num of Entries Show

Full Account	Po Ctrl Num	Vendor Order Num	Ticket Num	Document 2	Document 1	Class Code	Date Entered	Date Posted	Amt Net
57147-2112-000-00									
57147-2112-000-00									
57147-2112-000-00									
57147-2112-000-00									
57147-2112-000-00									
57147-2112-000-00									
57147-2112-000-00									
57147-2112-000-00									
57147-2112-000-00									
57147-2112-000-00									
57147-2112-000-00									
57147-2112-000-00									
57147-2112-000-00									
57147-2112-000-00									
57147-2112-000-00									
57147-2112-000-00									
57147-2112-000-00									
57147-2112-000-00									
57147-2112-000-00									
57147-2112-000-00									
57147-2112-000-00									
57147-2112-000-00									
57147-2112-000-00									
57147-2112-000-00									
57147-2112-000-00									
57147-2112-000-00									
57147-2112-000-00									
57147-2112-000-00									
57147-2112-000-00									
57147-2112-000-00									
57147-2112-000-00									
57147-2112-000-00									
57147-2112-000-00									
57147-2112-000-00									
57147-2112-000-00									
57147-2112-000-00									
57147-2112-000-00									
57147-2112-000-00									
57147-2112-000-00									
57147-2112-000-00									
57147-2112-000-00									
57147-2112-000-00									
57147-2112-000-00									
57147-2112-000-00									
57147-2112-000-00									
57147-2112-000-00									
57147-2112-000-00									
57147-2112-000-00									
57147-2112-000-00									
57147-2112-000-00									
57147-2112-000-00									
57147-2112-000-00									
57147-2112-000-00									
57147-2112-000-00									
57147-2112-000-00									
57147-2112-000-00									

Journal Entry C

v5.13

Total of Entries:
Num of Entries Show

Full Account	Po Ctrl Num	Vendor Order Num	Ticket Num	Document 2	Document 1	Class Code	Date Entered	Date Posted	Amt Net
57147-2112-000-00									
57147-2112-000-00									
57147-2112-000-00									
57147-2112-000-00									
57147-2112-000-00									
57147-2112-000-00									
57147-2112-000-00									
57147-2112-000-00									
57147-2112-000-00									
57147-2112-000-00									
End of List									

**Total of Entries:
Num of Entries Show**

Full Account	Date Due	Database	Reversing Flag	Hold Flag	Recurring Flag	Repeating Flag	Type Flag	Posted Flag	Not included in print range			
									Seg1	Seg2	Seg3	Seg4
57147-2112-000-00												
57147-2112-000-00												
57147-2112-000-00												
57147-2112-000-00												
57147-2112-000-00												
57147-2112-000-00												
57147-2112-000-00												
57147-2112-000-00												
57147-2112-000-00												
57147-2112-000-00												
57147-2112-000-00												
57147-2112-000-00												
57147-2112-000-00												
57147-2112-000-00												
57147-2112-000-00												
57147-2112-000-00												
57147-2112-000-00												
57147-2112-000-00												
57147-2112-000-00												
57147-2112-000-00												
57147-2112-000-00												
57147-2112-000-00												
57147-2112-000-00												
57147-2112-000-00												
57147-2112-000-00												
57147-2112-000-00												
57147-2112-000-00												
57147-2112-000-00												
57147-2112-000-00												
57147-2112-000-00												
57147-2112-000-00												
57147-2112-000-00												
57147-2112-000-00												
57147-2112-000-00												
57147-2112-000-00												
57147-2112-000-00												
57147-2112-000-00												
57147-2112-000-00												
57147-2112-000-00												
57147-2112-000-00												
57147-2112-000-00												
57147-2112-000-00												
57147-2112-000-00												

Journal Entry C

v5.13

Total of Entries:
Num of Entries Show

Not included in print range

Full Account	Date Due	Database	Reversing Flag	Hold Flag	Recurring Flag	Repeating Flag	Type Flag	Posted Flag	Seg1	Seg2	Seg3	Seg4
57147-2112-000-00												
57147-2112-000-00												
57147-2112-000-00												
57147-2112-000-00												
57147-2112-000-00												
57147-2112-000-00												
57147-2112-000-00												
57147-2112-000-00												
57147-2112-000-00												
57147-2112-000-00												
57147-2112-000-00												
57147-2112-000-00												
57147-2112-000-00												
57147-2112-000-00												
57147-2112-000-00												
57147-2112-000-00												
57147-2112-000-00												
57147-2112-000-00												
57147-2112-000-00												
57147-2112-000-00												
57147-2112-000-00												
57147-2112-000-00												
57147-2112-000-00												
57147-2112-000-00												
57147-2112-000-00												
57147-2112-000-00												
57147-2112-000-00												
57147-2112-000-00												
57147-2112-000-00												
57147-2112-000-00												
57147-2112-000-00												
57147-2112-000-00												
57147-2112-000-00												
57147-2112-000-00												
57147-2112-000-00												
57147-2112-000-00												
57147-2112-000-00												
57147-2112-000-00												
57147-2112-000-00												
57147-2112-000-00												
57147-2112-000-00												
57147-2112-000-00												
57147-2112-000-00												
57147-2112-000-00												
57147-2112-000-00												
57147-2112-000-00												
57147-2112-000-00												
57147-2112-000-00												
57147-2112-000-00												
57147-2112-000-00												
57147-2112-000-00												
57147-2112-000-00												
57147-2112-000-00												
57147-2112-000-00												
57147-2112-000-00												
57147-2112-000-00												
57147-2112-000-00												
57147-2112-000-00												
57147-2112-000-00												
57147-2112-000-00												
57147-2112-000-00												
57147-2112-000-00												
57147-2112-000-00												
57147-2112-000-00												
57147-2112-000-00												

Journal Entry G

v5.13

Total of Entries:

Num of Entries Show

Full Account	Not included in print range											
	Date Due	Database	Reversing Flag	Hold Flag	Recurring Flag	Repeating Flag	Type Flag	Posted Flag	Seg1	Seg2	Seg3	Seg4
57147-2112-000-00												
57147-2112-000-00												
57147-2112-000-00												
57147-2112-000-00												
57147-2112-000-00												
57147-2112-000-00												
57147-2112-000-00												
57147-2112-000-00												
57147-2112-000-00												
57147-2112-000-00												
57147-2112-000-00												
57147-2112-000-00												
57147-2112-000-00												
57147-2112-000-00												
57147-2112-000-00												
57147-2112-000-00												
57147-2112-000-00												
57147-2112-000-00												
57147-2112-000-00												
57147-2112-000-00												
57147-2112-000-00												
57147-2112-000-00												
57147-2112-000-00												
57147-2112-000-00												
57147-2112-000-00												
57147-2112-000-00												
57147-2112-000-00												
57147-2112-000-00												
57147-2112-000-00												
57147-2112-000-00												
57147-2112-000-00												
57147-2112-000-00												
57147-2112-000-00												
57147-2112-000-00												
57147-2112-000-00												
57147-2112-000-00												
57147-2112-000-00												
57147-2112-000-00												
57147-2112-000-00												
57147-2112-000-00												
57147-2112-000-00												
57147-2112-000-00												
57147-2112-000-00												
57147-2112-000-00												
57147-2112-000-00												
57147-2112-000-00												
57147-2112-000-00												
57147-2112-000-00												
57147-2112-000-00												
57147-2112-000-00												
57147-2112-000-00												

Journal Entry C

v5.13

TEXT IN RED BOX CONFIDENTIAL PER WAC 480-07-160

Total of Entries:

Num of Entries Show

Not included in print range												
Full Account	Date Due	Database	Reversing Flag	Hold Flag	Recurring Flag	Repeating Flag	Type Flag	Posted Flag	Seg1	Seg2	Seg3	Seg4
57147-2112-000-00												
57147-2112-000-00												
57147-2112-000-00												
57147-2112-000-00												
57147-2112-000-00												
57147-2112-000-00												
57147-2112-000-00												
57147-2112-000-00												
57147-2112-000-00												
57147-2112-000-00												
57147-2112-000-00												
57147-2112-000-00												
57147-2112-000-00												
57147-2112-000-00												
57147-2112-000-00												
57147-2112-000-00												
57147-2112-000-00												
57147-2112-000-00												
57147-2112-000-00												
57147-2112-000-00												
57147-2112-000-00												
57147-2112-000-00												
57147-2112-000-00												
57147-2112-000-00												
57147-2112-000-00												
57147-2112-000-00												
57147-2112-000-00												
57147-2112-000-00												
57147-2112-000-00												
57147-2112-000-00												
57147-2112-000-00												
57147-2112-000-00												
57147-2112-000-00												
57147-2112-000-00												
57147-2112-000-00												
57147-2112-000-00												
57147-2112-000-00												
57147-2112-000-00												
57147-2112-000-00												
57147-2112-000-00												
57147-2112-000-00												
57147-2112-000-00												
57147-2112-000-00												
57147-2112-000-00												
57147-2112-000-00												
57147-2112-000-00												
57147-2112-000-00												
57147-2112-000-00												
57147-2112-000-00												
57147-2112-000-00												
57147-2112-000-00												

Journal Entry C

v5.13

Total of Entries:
Num of Entries Show

Not included in print range												
Full Account	Date Due	Database	Reversing Flag	Hold Flag	Recurring Flag	Repeating Flag	Type Flag	Posted Flag	Seg1	Seg2	Seg3	Seg4
57147-2112-000-00												
57147-2112-000-00												
57147-2112-000-00												
57147-2112-000-00												
57147-2112-000-00												
57147-2112-000-00												
57147-2112-000-00												
57147-2112-000-00												
57147-2112-000-00												
57147-2112-000-00												
57147-2112-000-00												
57147-2112-000-00												
57147-2112-000-00												
57147-2112-000-00												
57147-2112-000-00												
57147-2112-000-00												
57147-2112-000-00												
57147-2112-000-00												
57147-2112-000-00												
57147-2112-000-00												
57147-2112-000-00												
57147-2112-000-00												
57147-2112-000-00												
57147-2112-000-00												
57147-2112-000-00												
57147-2112-000-00												
57147-2112-000-00												
57147-2112-000-00												
57147-2112-000-00												
57147-2112-000-00												
57147-2112-000-00												
57147-2112-000-00												
57147-2112-000-00												
57147-2112-000-00												
57147-2112-000-00												
57147-2112-000-00												
57147-2112-000-00												
57147-2112-000-00												
57147-2112-000-00												
57147-2112-000-00												
57147-2112-000-00												
57147-2112-000-00												
57147-2112-000-00												
57147-2112-000-00												
57147-2112-000-00												
57147-2112-000-00												
57147-2112-000-00												
57147-2112-000-00												
57147-2112-000-00												
57147-2112-000-00												
57147-2112-000-00												
57147-2112-000-00												
57147-2112-000-00												
57147-2112-000-00												
57147-2112-000-00												
57147-2112-000-00												

Journal Entry C

v5.13

Total of Entries:
Num of Entries Show

Not included in print range												
Full Account	Date Due	Database	Reversing Flag	Hold Flag	Recurring Flag	Repeating Flag	Type Flag	Posted Flag	Seg1	Seg2	Seg3	Seg4
57147-2112-000-00												
57147-2112-000-00												
57147-2112-000-00												
57147-2112-000-00												
57147-2112-000-00												
57147-2112-000-00												
57147-2112-000-00												
57147-2112-000-00												
57147-2112-000-00												
57147-2112-000-00												
57147-2112-000-00												
57147-2112-000-00												
57147-2112-000-00												
End of List												

Journal Entry C

v5.13

Total of Entries:
Num of Entries Show

Full Account	Staged_RefCode	Staged_DocRef	Staged Year Month	Staged District	VO Number	Company	BookID
57147-2112-000-00							
57147-2112-000-00							
57147-2112-000-00							
57147-2112-000-00							
57147-2112-000-00							
57147-2112-000-00							
57147-2112-000-00							
57147-2112-000-00							
57147-2112-000-00							
57147-2112-000-00							
57147-2112-000-00							
57147-2112-000-00							
57147-2112-000-00							
57147-2112-000-00							
57147-2112-000-00							
57147-2112-000-00							
57147-2112-000-00							
57147-2112-000-00							
57147-2112-000-00							
57147-2112-000-00							
57147-2112-000-00							
57147-2112-000-00							
57147-2112-000-00							
57147-2112-000-00							
57147-2112-000-00							
57147-2112-000-00							
57147-2112-000-00							
57147-2112-000-00							
57147-2112-000-00							
57147-2112-000-00							
57147-2112-000-00							
57147-2112-000-00							
57147-2112-000-00							
57147-2112-000-00							
57147-2112-000-00							
57147-2112-000-00							
57147-2112-000-00							
57147-2112-000-00							
57147-2112-000-00							
57147-2112-000-00							
57147-2112-000-00							
57147-2112-000-00							
57147-2112-000-00							
57147-2112-000-00							
57147-2112-000-00							
57147-2112-000-00							
57147-2112-000-00							
57147-2112-000-00							
57147-2112-000-00							
57147-2112-000-00							
57147-2112-000-00							
57147-2112-000-00							
57147-2112-000-00							
57147-2112-000-00							
57147-2112-000-00							
57147-2112-000-00							
57147-2112-000-00							

Journal Entry C

v5.13

Total of Entries:
Num of Entries Show

Full Account	Staged_RefCode	Staged_DocRef	Staged Year Month	Staged District	VO Number	Company	BookID
57147-2112-000-00							
57147-2112-000-00							
57147-2112-000-00							
57147-2112-000-00							
57147-2112-000-00							
57147-2112-000-00							
57147-2112-000-00							
57147-2112-000-00							
57147-2112-000-00							
57147-2112-000-00							
End of List							

Journal Entry C

v5.13

Total of Entries:
Num of Entries Show

Full Account	FiscalYear	FiscalPeriod
57147-2112-000-00		
57147-2112-000-00		
57147-2112-000-00		
57147-2112-000-00		
57147-2112-000-00		
57147-2112-000-00		
57147-2112-000-00		
57147-2112-000-00		
57147-2112-000-00		
57147-2112-000-00		
End of List		

Journal Entry Query Tool

v.4.6


TEXT IN RED BOX CONFIDENTIAL PER WAC 480-07-160

NOTE: Ctrl+Shift+J to pull da

Date
From:
To:

Total of Entries: 40,000.00 0.00 *pstd: P = Posted, U = Unposted, S = Staged, C:0
Num of Entries Shown: 9 *records limit: 10000

Full Account Date Amount USD Amount CAD Nat Currency Journal Control Num Psted*



Journal Entry Query Tool

v.4.6

TEXT IN RED BOX CONFIDENTIAL PER WAC 480-07-160

ita

Range: [Redacted]
2022-08
2023-07

Districts: [Redacted]
Accts: [Redacted]
System: [Redacted]
Subsystem: [Redacted]

Total of Entries: [Redacted]
Num of Entries Shown: [Redacted] = I/C Unposted, -1 = Hanging out there.

Full Account	Journal Description	User	R/Type	Vendor Code
[Redacted]	[Redacted]	[Redacted]	[Redacted]	[Redacted]
[Redacted]	[Redacted]	[Redacted]	[Redacted]	[Redacted]
[Redacted]	[Redacted]	[Redacted]	[Redacted]	[Redacted]
[Redacted]	[Redacted]	[Redacted]	[Redacted]	[Redacted]

Journal Entry Query Tool

v.4.6

Other Criteria

2112
57176

Vendor Code:
Amount From:
Amount To:
Posting:

Total of Entries:
Num of Entries Shown:

Full Account	One Time Vendor	Further Description	Date Doc
[REDACTED]	[REDACTED]	[REDACTED]	[REDACTED]
[REDACTED]	[REDACTED]	[REDACTED]	[REDACTED]
[REDACTED]	[REDACTED]	[REDACTED]	[REDACTED]
[REDACTED]	[REDACTED]	[REDACTED]	[REDACTED]

Journal Entry Query Tool

v.4.6

TEXT IN RED BOX CONFIDENTIAL PER WAC 480-07-160



All

Total of Entries:
Num of Entries Shown:



Full Account	Doc Desc	Doc Ctrl Num	Po Ctrl Num	Vendor Order Num
--------------	----------	--------------	-------------	------------------

Journal Entry Query Tool

v.4.6

Total of Entries:

Num of Entries Shown:

Full Account	Ticket Num	Document 2	Document 1	Class Code	Date Entered	Date Posted	Amt Net

Journal Entry Query Tool

v.4.6

Total of Entries:
Num of Entries Shown:

Not included in print range

Full Account	Date Due	Database	Reversing Flag	Hold Flag	Recurring Flag	Repeating Flag	Type Flag	Posted Flag	Seg1
--------------	----------	----------	----------------	-----------	----------------	----------------	-----------	-------------	------

Journal Entry Query Tool

v.4.6

Total of Entries:
Num of Entries Shown:

Full Account	Seg2	Seg3	Seg4	Staged_RefCode	Staged_DocRef	Staged Year Month
--------------	------	------	------	----------------	---------------	-------------------

Journal Entry Query Tool

v.4.6

TEXT IN RED BOX CONFIDENTIAL PER WAC 480-07-160

Total of Entries:
Num of Entries Shown:

Full Account

Staged District	VO Number
-----------------	-----------

Journal Entry Query Tool

v5.13

TEXT IN RED BOX CONFIDENTIAL PER WAC 480-07-160

NOTE: Ctrl+Shift+J to pull data

From:

To:

Total of Entries:	2,265,000.00	0.00	*pstd: P = Posted, U = Unposted, S = Staged, C:0 = I/C Unposte
Num of Entries Shown:	1	1	*records limit: 10000

Full Account	Date	Amount USD	Amount CAD	Nat Currency	Journal Control Num	Psted*
[REDACTED]						

Journal Entry C

v5.13

Date Range:
2023-08
2023-08

Districts: 2112
Accts: 59342
System:
Subsystem:

Total of Entries: d, -1 = Hanging out there.
Num of Entries Show

Full Account	Journal Description	User	R/Type	Vendor Code	One Time Vendor
[REDACTED]					

Journal Entry C

v5.13

Other Criteria

Vendor Code:
Amount From:
Amount To:
Posting: All

Total of Entries:
Num of Entries Show

Full Account	Further Description	Date Doc	Doc Desc	Doc Ctrl Num

Journal Entry C

v5.13

Total of Entries:
Num of Entries Show

Full Account	Po Ctrl Num	Vendor Order Num	Ticket Num	Document 2	Document 1	Class Code	Date Entered	Date Posted	Amt Net
[Redacted Content]									

Journal Entry C

v5.13

Total of Entries:
Num of Entries Show

Not included in print range

Full Account	Date Due	Database	Reversing Flag	Hold Flag	Recurring Flag	Repeating Flag	Type Flag	Posted Flag	Seg1	Seg2	Seg3	Seg4

Journal Entry C

v5.13

Total of Entries:
Num of Entries Show

Full Account	Staged_RefCode	Staged_DocRef	Staged Year Month	Staged District	VO Number	Company	BookID

Journal Entry C

v5.13

Total of Entries:
Num of Entries Show

Full Account	FiscalYear	FiscalPeriod


Journal Entry Query Tool

v.4.6

TEXT IN RED BOX CONFIDENTIAL PER WAC 480-07-160


Total of Entries:	21,260.06
Num of Entries Shown:	151

Full Account	Date	Amount USD
--------------	------	------------




Total of Entries:	21,260.06
Num of Entries Shown:	151

Full Account	Date	Amount USD
--------------	------	------------



Total of Entries:	21,260.06
Num of Entries Shown:	151

Full Account	Date	Amount USD
--------------	------	------------





Total of Entries: 0.00 *pstd: P = Posted, U = Unposted, S = S
Num of Entries Shown: 151 *records limit: 10000

Full Account Amount CAD Nat Currency Journal Control Num



Total of Entries: 0.00 *pstd: P = Posted, U = Unposted, S = S
Num of Entries Shown: 151 *records limit: 10000

Full Account Amount CAD Nat Currency Journal Control Num



Total of Entries: 0.00 *pstd: P = Posted, U = Unposted, S = S
Num of Entries Shown: 151 *records limit: 10000

Full Account Amount CAD Nat Currency Journal Control Num

Journal Entry Query Tool

v.4.6

TEXT IN RED BOX CONFIDENTIAL PER WAC 480-07-160

o pull data

Date Range:

From: 2022-08

To: 2023-07

Total of Entries:

Num of Entries Shown:


aged, C:0 = I/C Unposted, -1 = Hanging out there.

Full Account

Psted*

Journal Description

User



Journal Entry Query Tool

v.4.6

TEXT IN RED BOX CONFIDENTIAL PER WAC 480-07-160

o pull data

Date Range:

From: 2022-08

To: 2023-07

Total of Entries:

Num of Entries Shown:


laged, C:0 = I/C Unposted, -1 = Hanging out there.

Full Account

Psted*

Journal Description

User



Date Range:

From: 2022-08


To: 2023-07

Total of Entries:

Num of Entries Shown:

aged, C:0 = I/C Unposted, -1 = Hanging out there.

Full Account	Psted*	Journal Description	User
--------------	--------	---------------------	------



Journal Entry Query Tool

v.4.6



Districts:
Accts:
System:
Subsystem:

Total of Entries:
Num of Entries Shown:

Full Account R/Type Vendor Code

Journal Entry Query Tool

v.4.6

TEXT IN RED BOX CONFIDENTIAL PER WAC 480-07-160

Districts:
Accts:
System:
Subsystem:


Total of Entries:

Num of Entries Shown:

Full Account

R/Type

Vendor Code



Journal Entry Query Tool

v.4.6

TEXT IN RED BOX CONFIDENTIAL PER WAC 480-07-160

Districts:
Accts:
System:
Subsystem:


Total of Entries:

Num of Entries Shown:

Full Account

R/Type

Vendor Code



Journal Entry Query Tool

v.4.6


2112
70171,70175

Total of Entries:

Num of Entries Shown:

Full Account

One Time Vendor



Journal Entry Query Tool

v.4.6


2112
70171,70175

Total of Entries:

Num of Entries Shown:

Full Account

One Time Vendor



Journal Entry Query Tool

v.4.6


2112
70171,70175

Total of Entries:

Num of Entries Shown:

Full Account

One Time Vendor



Journal Entry Query Tool

v.4.6

Other Criteria

Vendor Code:

Amount From:

Amount To:

Posting:

Total of Entries:

Num of Entries Shown:

Full Account

Further Description

Date Doc

Full Account	Further Description	Date Doc
[Redacted Content]		

Journal Entry Query Tool

v.4.6


Other Criteria

Vendor Code:
Amount From:
Amount To:
Posting:

Total of Entries:

Num of Entries Shown:

Full Account	Further Description	Date Doc
--------------	---------------------	----------



Journal Entry Query Tool

v.4.6

Other Criteria

Vendor Code:

Amount From:

Amount To:

Posting:

Total of Entries:

Num of Entries Shown:

Full Account

Further Description

Date Doc

Full Account	Further Description	Date Doc
[Redacted Content]		

Journal Entry Query Tool

v.4.6



All

Total of Entries:
Num of Entries Shown:

Full Account	Doc Desc	Doc Ctrl Num
--------------	----------	--------------

--	--	--

Journal Entry Query Tool

v.4.6



All

Total of Entries:

Num of Entries Shown:

Full Account	Doc Desc	Doc Ctrl Num
--------------	----------	--------------

Journal Entry Query Tool

v.4.6



All

Total of Entries:
Num of Entries Shown:

Full Account	Doc Desc	Doc Ctrl Num
--------------	----------	--------------

[Redacted Content]		
--------------------	--	--


Journal Entry Query Tool

v.4.6

TEXT IN RED BOX CONFIDENTIAL PER WAC 480-07-160

Total of Entries:	205,674.20	0.00
Num of Entries Shown:	59	59

Full Account	Date	Amount USD	Amount CAD
--------------	------	------------	------------




Journal Entry Query Tool

v.4.6

TEXT IN RED BOX CONFIDENTIAL PER WAC 480-07-160

Total of Entries:	205,674.20	0.00
Num of Entries Shown:	59	59

Full Account	Date	Amount USD	Amount CAD
--------------	------	------------	------------



Journal Entry Query Tool

v.4.6

TEXT IN RED BOX CONFIDENTIAL PER WAC 480-07-160

Total of Entries:	205,674.20	0.00
Num of Entries Shown:	59	59

Full Account	Date	Amount USD	Amount CAD
--------------	------	------------	------------



Journal Entry Query Tool

v.4.6

TEXT IN RED BOX CONFIDENTIAL PER WAC 480-07-160
NOTE: Ctrl+Shift+J to pull data

Date Range:

From: 2022-08

To: 2023-07

Total of Entries:

*pstd: P = Posted, U = Unposted, S = Staged, C:0 = I/C Unposted, -1 = Hanging out there.

Num of Entries Shown:

*records limit: 10000

Full Account	Nat Currency	Journal Control Num	Pstd*	Journal Description
--------------	--------------	---------------------	-------	---------------------

Journal Entry Query Tool

v.4.6

TEXT IN RED BOX CONFIDENTIAL PER WAC 480-07-160
NOTE: Ctrl+Shift+J to pull data

Date Range:

From: 2022-08

To: 2023-07

Total of Entries:

Num of Entries Shown:

*pstd: P = Posted, U = Unposted, S = Staged, C:0 = I/C Unposted, -1 = Hanging out there.

*records limit: 10000

Full Account	Nat Currency	Journal Control Num	Pstd*	Journal Description
--------------	--------------	---------------------	-------	---------------------

Journal Entry Query Tool

v.4.6

TEXT IN RED BOX CONFIDENTIAL PER WAC 480-07-160
NOTE: Ctrl+Shift+J to pull data

Date Range:

From: 2022-08

To: 2023-07

Total of Entries:

Num of Entries Shown:

*pstd: P = Posted, U = Unposted, S = Staged, C:0 = I/C Unposted, -1 = Hanging out there.

*records limit: 10000

Full Account	Nat Currency	Journal Control Num	Pstd*	Journal Description
--------------	--------------	---------------------	-------	---------------------



Journal Entry Query Tool

v.4.6



Districts:
Accts:
System:
Subsystem:

Total of Entries:
Num of Entries Shown:

Full Account	User	R/Type	Vendor Code	One Time Vendor
--------------	------	--------	-------------	-----------------

Journal Entry Query Tool


v.4.6

Districts:
Accts:
System:
Subsystem:

Total of Entries:

Num of Entries Shown:

Full Account	User	R/Type	Vendor Code	One Time Vendor
--------------	------	--------	-------------	-----------------



Journal Entry Query Tool

v.4.6



Districts:
Accts:
System:
Subsystem:

Total of Entries:
Num of Entries Shown:

Full Account	User	R/Type	Vendor Code	One Time Vendor
--------------	------	--------	-------------	-----------------

[Redacted Content]				
--------------------	--	--	--	--

Journal Entry Query Tool

v.4.6


Other Criteria

2112
70235

Vendor Code:
Amount From:
Amount To:
Posting:

Total of Entries:
Num of Entries Shown:

Full Account	Further Description	Date Doc	Doc Desc
--------------	---------------------	----------	----------



Journal Entry Query Tool

v.4.6


Other Criteria

2112
70235

Vendor Code:
Amount From:
Amount To:
Posting:

Total of Entries:
Num of Entries Shown:

Full Account	Further Description	Date Doc	Doc Desc
--------------	---------------------	----------	----------



Journal Entry Query Tool

v.4.6

Other Criteria

2112
70235

Vendor Code:
Amount From:
Amount To:
Posting:

Total of Entries:
Num of Entries Shown:

Full Account	Further Description	Date Doc	Doc Desc
--------------	---------------------	----------	----------

[Redacted Content]			
--------------------	--	--	--

Journal Entry Query Tool

v.4.6




All

Total of Entries:

Num of Entries Shown:



Full Account	Doc Ctrl Num	Po Ctrl Num	Vendor Order Nur Ticket Num	Document 2
--------------	--------------	-------------	-----------------------------	------------



Journal Entry Query Tool

v.4.6




All

Total of Entries:

Num of Entries Shown:



Full Account	Doc Ctrl Num	Po Ctrl Num	Vendor Order Nur Ticket Num	Document 2
--------------	--------------	-------------	-----------------------------	------------



Journal Entry Query Tool

v.4.6



All

Total of Entries:

Num of Entries Shown:



Full Account	Doc Ctrl Num	Po Ctrl Num	Vendor Order Nur Ticket Num	Document 2
--------------	--------------	-------------	-----------------------------	------------



Journal Entry Query Tool

v.4.6

Total of Entries:
Num of Entries Shown:

Full Account	Document 1	Class Code	Date Entered	Date Posted	Amt Net	Date Due	Database	Reversing Flag
--------------	------------	------------	--------------	-------------	---------	----------	----------	----------------

--	--	--	--	--	--	--	--	--

Journal Entry Query Tool

v.4.6

Total of Entries:
Num of Entries Shown:

Full Account	Document 1	Class Code	Date Entered	Date Posted	Amt Net	Date Due	Database	Reversing Flag
--------------	------------	------------	--------------	-------------	---------	----------	----------	----------------

--	--	--	--	--	--	--	--	--

Journal Entry Query Tool

v.4.6

Total of Entries:
Num of Entries Shown:

Full Account	Document 1	Class Code	Date Entered	Date Posted	Amt Net	Date Due	Database	Reversing Flag
--------------	------------	------------	--------------	-------------	---------	----------	----------	----------------


[Redacted Content]								
--------------------	--	--	--	--	--	--	--	--

Journal Entry Query Tool

v.4.6

Total of Entries:
Num of Entries Shown:

Full Account	Hold Flag	Not included in print range			Posted Flag	Seg1	Seg2	Seg3	Seg4	Aged_RefCo
		Recurri ng Flag	Repeating Flag	Type Flag						



Journal Entry Query Tool


v.4.6

Total of Entries:

Num of Entries Shown:

Not included in print range

Full Account	Hold Flag	Recurri ng Flag	Repeating Flag	Type Flag	Posted Flag	Seg1	Seg2	Seg3	Seg4	aged_RefCo
--------------	-----------	--------------------	-------------------	-----------	----------------	------	------	------	------	------------



Journal Entry Query Tool

v.4.6

Total of Entries:
Num of Entries Shown:

Full Account	Hold Flag	Not included in print range		Type Flag	Posted Flag	Seg1	Seg2	Seg3	Seg4	Linked_RefCo
		Recurri ng Flag	Repeating Flag							


[Redacted Content]										
--------------------	--	--	--	--	--	--	--	--	--	--

Journal Entry Query Tool

v.4.6

Total of Entries:
Num of Entries Shown:

Full Account	Staged_DocRef	Staged Year Month	Staged District	VO Number
--------------	---------------	-------------------	-----------------	-----------




Journal Entry Query Tool

v.4.6

Total of Entries:
Num of Entries Shown:

Full Account	Staged_DocRef	Staged Year Month	Staged District	VO Number
--------------	---------------	-------------------	-----------------	-----------



Journal Entry Query Tool

v.4.6

Total of Entries:

Num of Entries Shown:

Full Account	Staged_DocRef	Staged Year Month	Staged District	VO Number
--------------	---------------	-------------------	-----------------	-----------

[Redacted Content]				
--------------------	--	--	--	--

Journal Entry Query Tool

v.4.6

TEXT IN RED BOX CONFIDENTIAL PER WAC 480-07-160

NOTE: Ctrl+Shift+J to pull data


Date Range:

From:

To:

Total of Entries:	347,326.99	0.00	*pstd: P = Posted, U = Unposted, S = Staged, C:0 = I/C Unposted, -1 = Hang
Num of Entries Shown:	6	6	*records limit: 10000

Full Account	Date	Amount USD	Amount CAD	Nat Currency	Journal Control Num	Pstd*
--------------	------	------------	------------	--------------	---------------------	-------



Journal Entry Query

v.4.6

2022-08
2023-07

Districts: 2112
Accts: 91010
System:
Subsystem:

Total of Entries: [redacted] gging out there.
Num of Entries Shown: [redacted]

Full Account	Journal Description	User	R/Type	Vendor Code	One Time Vendor
[Redacted Table Content]					

Journal Entry Query

v.4.6

Other Criteria

Vendor Code:
Amount From:
Amount To:
Posting: All

Total of Entries:
Num of Entries Shown:

Full Account	Further Description	Date Doc	Doc Desc	Doc Ctrl Num	Po Ctrl Num
--------------	---------------------	----------	----------	--------------	-------------



Journal Entry Query

v.4.6

Total of Entries:
Num of Entries Shown:

Full Account	Vendor Order Num	Ticket Num	Document 2	Document 1	Class Code	Date Entered	Date Posted	Amt Net	Date Due
--------------	------------------	------------	------------	------------	------------	--------------	-------------	---------	----------

[Redacted Content]									
--------------------	--	--	--	--	--	--	--	--	--

Journal Entry Query

v.4.6

Total of Entries:

Num of Entries Shown:

Full Account	Database	Reversing Flag	Hold Flag	Recurring Flag	Repeating Flag	Type Flag	Posted Flag	Seg1	Seg2	Seg3	Seg4

[Redacted Content]											
--------------------	--	--	--	--	--	--	--	--	--	--	--

Journal Entry Query

v.4.6


Total of Entries:
Num of Entries Shown:

Full Account	Staged_RefCode	Staged_DocRef	Staged Year Month	Staged District	VO Number
--------------	----------------	---------------	-------------------	-----------------	-----------

[Redacted Content]					
--------------------	--	--	--	--	--


Exclude IC:

(drill)	(drill)	(drill)	(drill)	(drill)
From Epicor - Current Mth Actual BS				Three M
Posted	Current Mth		Total	May-22
	Unposted	Staged		




Exclude IC:

(drill)	(drill)	(drill)	(drill)	(drill)
From Epicor - Current Mth Actual BS				Three M
Posted	Current Mth		Total	May-22
	Unposted	Staged		



Exclude IC:

(drill)	(drill)	(drill)	(drill)	(drill)
From Epicor - Current Mth Actual BS				Three M
Posted	Current Mth		Total	May-22
	Unposted	Staged		



Exclude IC:

(drill)	(drill)	(drill)	(drill)	(drill)
From Epicor - Current Mth Actual BS				Three M
Current Mth				
Posted	Unposted	Staged	Total	May-22



System:


SubSystem:

(drill)

(drill)

Month BS Trend (from Epicor)

	Total	Change from
Jun-22	Jul-22	Prior Period



System:


SubSystem:

(drill)

(drill)

Month BS Trend (from Epicor)

	Total	Change from
Jun-22	Jul-22	Prior Period



System:


SubSystem:

(drill)

(drill)

Month BS Trend (from Epicor)

	Total	Change from
Jun-22	Jul-22	Prior Period



System:

SubSystem:


(drill)


(drill)


Month BS Trend (from Epicor)

Jun-22	Total Jul-22	Change from Prior Period
--------	--------------	--------------------------










System:

SubSystem:

(drill)

(drill)


Month BS Trend (from Epicor)



System:
SubSystem:

(drill) (drill)

Month BS Trend (from Epicor)



System:

SubSystem:

(drill)

(drill)

Month BS Trend (from Epicor)

