

TRIANGLE CHARTER SERVICE LLC

U.S. DOT#: 1767297
 Address: 408 E RIO VISTA AVENUE
 BURLINGTON, WA 98233
 Number of Vehicles: 7
 Number of Drivers: 6
 Number of Inspections: 9

Safety Rating & OOS Rates

(As of 09/01/2015 updated daily from SAFER)

SATISFACTORY
 (Rating Date: 02/20/2015)

Out of Service Rates

Type	OOS %	National Avg %
Vehicle	12.5	20.7
Driver	0.0	5.5
Hazmat		4.5

Licensing and Insurance

(As of 09/01/2015 updated hourly from L&I)


Active For-Hire Authority	
Type	Yes/No MC#/MX#
Property	No
Passenger	No
Household Goods	No
Broker	No


U.S. DOT# 1767297 has no current for-hire operating authority with FMCSA.

BASIC Status (Public View)

Behavior Analysis & Safety Improvement Categories (BASICS)

Based on a 24-month record ending July 24, 2015

						
Unsafe Driving	Not Public Crash Indicator	Hours-of-Service Compliance	Vehicle Maintenance	Controlled Substances and Alcohol	Not Public Hazardous Materials Compliance	Driver Fitness

 Denotes this carrier exceeds the FMCSA intervention threshold relative to its safety event grouping based upon roadside data and/or has been cited with one or more serious violations within the past 12 months during an investigation. Therefore, this carrier may be prioritized for an intervention action and roadside inspection.

BASIC: Vehicle Maintenance

ON-ROAD + INVESTIGATION



On-Road Performance

Measure: 7.26 ?
 Percentile: 67%

Scale 0 to 100; 0 indicates the best safety performance.

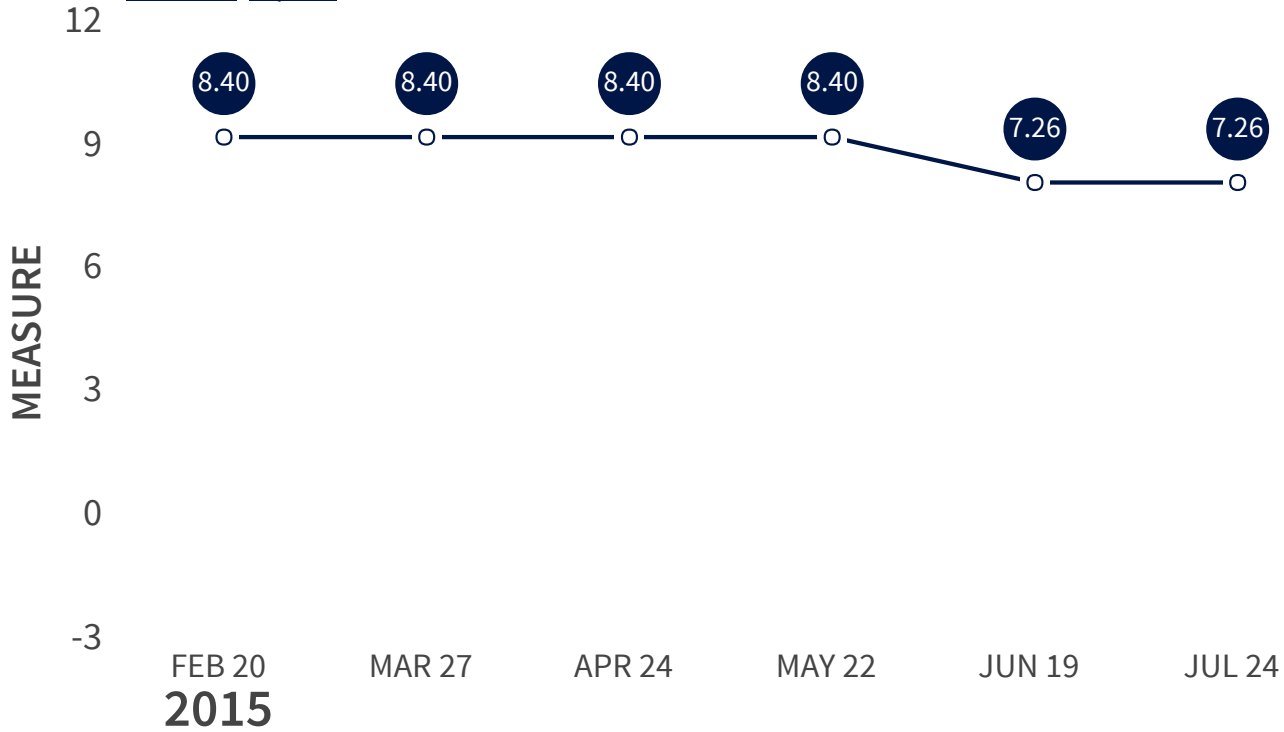
67% of motor carriers in the same safety event group have better on-road performance than this motor carrier.

Investigation Results

No Serious Violations Discovered

CARRIER MEASURE OVER TIME

This graph displays a carrier's measure based on 24 months of on-road performance. Zero indicates the best performance. To see how the measure is calculated [click here](#). To see how the measure relates to percentile [click here](#). [Expand](#) for more information.

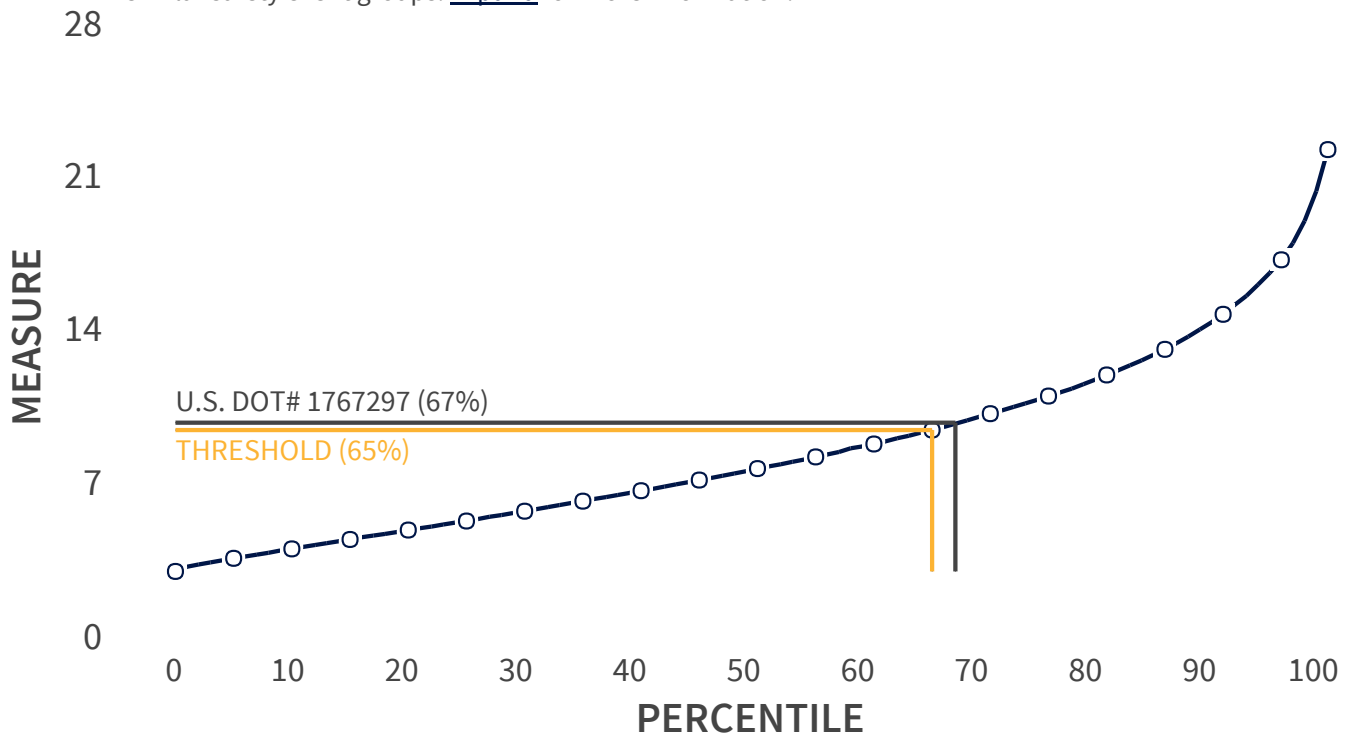


	Feb 20 2015	Mar 27 2015	Apr 24 2015	May 22 2015	Jun 19 2015	Jul 24 2015
Status	Active	Active	Active	Active	Active	Active
BASIC Trends Version	3.0.2	3.0.2	3.0.2	3.0.2	3.0.2	3.0.2
Overall Performance						
On-Road Performance	Less than 5 vehicle inspections with violations	Less than 5 vehicle inspections with violations	Less than 5 vehicle inspections with violations	Less than 5 vehicle inspections with violations	66%	67%
Investigation Results						
On-Road Performance Detail						
Measure	8.40	8.40	8.40	8.40	7.26	7.26
Safety Event Group	5-10 relevant vehicle inspections	5-10 relevant vehicle inspections	5-10 relevant vehicle inspections	5-10 relevant vehicle inspections	5-10 relevant vehicle inspections	5-10 relevant vehicle inspections
Vehicle Inspections with Vehicle	5	5	5	5	8	8

Maint. Violations	4	4	4	4	6	6
without Vehicle Maint. Violations	1	1	1	1	2	2
Vehicle Maint. Violations	12	12	12	12	18	18


MEASURE VS. PERCENTILE

Carrier violations or crashes are weighted by time and severity to produce a measure for that carrier in each BASIC. The measure is then used to assign that carrier to a percentile rank containing carriers' information in similar safety event groups. [Expand](#) for more information.



INSPECTION RESULTS

The graph below displays the number of inspections that the carrier has received for a selected period of time, with or without violations for this BASIC. [Expand](#) for more information.



VIOLATION SUMMARY

Vehicle Maint. Violations: 18

Violations	Description	# Violations	# OOS Violations	Violation Severity Weight
393.45(b)(2)	Failing to secure brake hose/tubing against mechanical damage	2	0	4
393.45(d)	Brake connections with leaks/constrictions	2	0	4
393.203	Cab/body parts requirements violations	1	0	2
393.207(a)	Axle positioning parts defective/missing	1	1	7
393.209(e)	Power steering violations	1	0	6
393.30	Improper battery installation	1	0	3
393.47(e)	Clamp/Roto-Chamber type brake(s) out of adjustment	1	0	4
393.53(b)	Automatic brake adjuster CMV manufactured on or after 10/20/1994 - air brake	1	0	4
393.62(e)	No or inadequate bus emergency exit marking - Bus manufactured on or after 9/1/1973	1	0	1
393.78	Windshield wipers inoperative/defective	1	0	1
393.83(d)	Improper exhaust - bus (diesel)	1	0	1
393.83(h)	Exhaust system not securely fastened	1	0	1
396.3A1B	Brakes (general)	1	0	4
396.3A1DSCB	Center Bearing (Carrier Bearing) Cracked / Loose / Broken / Missing	1	0	3
396.5(b)	Oil and/or grease leak	1	0	3
396.5B-HLIW	Hubs - Oil and/or Grease Leaking from hub - inner wheel	1	0	2

INSPECTION HISTORY

Vehicle Inspections: 8

Report			Vehicle			Measure =		
						Sum of the Total Weight (TotW)		
						Sum of the Time Weight (TiW)		
Inspection Date	Number	State	Plate Number	Plate State	Type	Severity Weight (SW)	Time Weight (TiW)	Total Weight (TotW)
6/17/2015	WAU007000016	WA	C65632B	WA	Motor Coach	0	3	0
6/14/2015	WAW106002775	WA	C65634B	WA	Bus	9	3	27
Violation: 396.3A1B Brakes (general)						4		
Violation: 396.5(b) Oil and/or grease leak						3		
Violation: 396.5B-HLIW Hubs - Oil and/or Grease Leaking from hub - inner wheel						2		
Sum of Violation Weight => Inspection Severity Weight (SW)						9		
6/14/2015	WAW706005799	WA	C65633B	WA	Motor Coach	9	3	27
Violation: 393.78 Windshield wipers inoperative/defective						1		
Violation: 393.47(e) Clamp/Roto-Chamber type brake(s) out of adjustment						4		
Violation: 393.53(b) Automatic brake adjuster CMV manufactured on or after 10/20/1994 - air brake						4		
Sum of Violation Weight => Inspection Severity Weight (SW)						9		
9/10/2014	WAW703002601	WA	AAC2824	WA	Motor Coach	0	2	0
9/10/2014	WAW703002602	WA	B43899S	WA	Motor Coach	19	2	38
Violation: 393.209(e) Power steering violations						6		
Violation: 393.45(b)(2) Failing to secure brake hose/tubing against mechanical damage						4		
Violation: 393.45(d) Brake connections with leaks/constrictions						4		
Violation: 393.83(d) Improper exhaust - bus (diesel)						1		
Violation: 393.83(h) Exhaust system not securely fastened						1		
Violation: 393.30 Improper battery installation						3		
Sum of Violation Weight => Inspection Severity Weight (SW)						19		
9/10/2014	WAW709002363	WA	ALJ4703	WA	Motor Coach	6	2	12
Violation: 393.45(b)(2) Failing to secure brake hose/tubing against mechanical damage						4		
Violation: 393.203 Cab/body parts requirements violations						2		
Sum of Violation Weight => Inspection Severity Weight (SW)						6		
9/10/2014	WAW709002364	WA	329YUR	WA	Motor Coach	1	2	2
Violation: 393.62(e) No or inadequate bus emergency exit marking - Bus manufactured on or after 9/1/1973						1		
9/10/2014	WAW703002603	WA	B40738W	WA	Motor Coach	16	2	32
Violation: 396.3A1DSCB Center Bearing (Carrier Bearing) Cracked / Loose / Broken / Missing						3		
Violation: 393.207(a) Axle positioning parts defective/missing (OOS)						7 + 2 (OOS)		
Violation: 393.45(d) Brake connections with leaks/constrictions						4		
Sum of Violation Weight => Inspection Severity Weight (SW)						16		
Only the 1000 most recent inspections are included in this print view.								
Sum of measure weights						60	19	138

PERFORMANCE MEASURE LAST MONTH As of 6/19/2015	$\frac{TotW}{TiW} = \frac{138}{19} = 7.26$	PERFORMANCE MEASURE THIS MONTH As of 7/24/2015	$\frac{TotW}{TiW} = \frac{138}{19} = 7.26$
--	--	--	--

*** The sum of all violation severity weights (violation weight + out-of-service) for this inspection has been capped at 30.

INVESTIGATION RESULTS

Vehicle Maint. Serious Violations: 0

This carrier has no Vehicle Maintenance serious violations to display.

Summary of Activities

The summary includes information on the 5 most recent investigations and 24 months of inspections and crash history.

Most Recent Investigation:
10/10/2014 (Compliance Review)

Total Inspections: 9

Total Inspections without
Violations used in SMS: 3

Total Inspections with
Violations used in SMS: 6

Total Crashes* : 2

*Crashes listed represent a motor carrier's involvement in reportable crashes, regardless of the carrier's or driver's role in the crash.

[Continue for details.](#)

Carrier Registration


Subject to Passenger
Threshold


Penalties History

(Six years as of 09/01/2015
updated daily from [FMCSA](#))

No penalties found

USE OF SMS DATA/INFORMATION

The data in the Safety Measurement System (SMS) is performance data used by the Agency and Enforcement Community. A  symbol, based on that data, indicates that FMCSA may prioritize a motor carrier for further monitoring.

The  symbol is not intended to imply any federal safety rating of the carrier pursuant to 49 USC 31144. Readers should not draw conclusions about a carrier's overall safety condition simply based on the data displayed in this system. Unless a motor carrier in the SMS has received an UNSATISFACTORY safety rating pursuant to 49 CFR Part 385, or has otherwise been ordered to discontinue operations by the FMCSA, it is authorized to operate on the nation's roadways.

Motor carrier safety ratings are available at <http://safer.fmcsa.dot.gov> and motor carrier licensing and insurance status are available at <http://li-public.fmcsa.dot.gov/>.