



## **Performance Results**

### **Washington August 2002 - July 2003**

#### ***Qwest's Performance Assurance Plans (PAPs)***

*PAP specific statistical parameters are unique in some cases. For example, some PAPs apply a range of critical values dependent on the type of product and volume of orders. Accordingly, the critical z-values and resulting parity scores reflected in this report may differ from critical z-values and resulting parity values used to calculate PAP payments. For CLECs who have opted into a QPAP, the critical z-values and parity values applicable under the PAP will be applied and reflected in the CLEC payment summaries provided with any payments made.*

*The numerator and denominator of each performance result will be the same in both instances.*

**August 25, 2003**

## Table of Contents

<b>Section</b>	<b>Page Number</b>
<b>GA-1 - Gateway Availability - IMA-GUI</b>	<b>26</b>
<i>Gateway Availability - IMA-GUI (Percent) All (GA-1 A) (Benchmark)</i>	26
<i>Gateway Availability - IMA-GUI (Percent) Fetch-n-Stuff (GA-1 B) (Benchmark)</i>	26
<i>Gateway Availability - IMA-GUI (Percent) Data Arbiter (GA-1 C) (Benchmark)</i>	26
<i>Gateway Availability - IMA-GUI (Percent) SIA (GA-1 D) (Benchmark)</i>	26
<b>GA-2 - Gateway Availability - IMA-EDI</b>	<b>27</b>
<i>Gateway Availability - IMA-EDI (Percent) (GA-2) (Benchmark)</i>	27
<b>GA-3 - Gateway Availability - EB-TA</b>	<b>28</b>
<i>Gateway Availability - EB-TA (Percent) (GA-3) (Benchmark)</i>	28
<b>GA-4 - System Availability - EXACT</b>	<b>29</b>
<i>System Availability - EXACT (Percent) (GA-4) (Benchmark)</i>	29
<b>GA-6 - Gateway Availability - GUI - Repair</b>	<b>30</b>
<i>Gateway Availability - GUI - Repair (Percent) (GA-6) (Benchmark)</i>	30
<b>GA-7 - Timely Outage Resolution following Software Releases</b>	<b>31</b>
<i>Timely Outage Resolution following Software Releases (Percent) (GA-7) (Benchmark)</i>	31
<b>PO-1 - Pre-Order/Order Response Times</b>	<b>32</b>
<i>Pre-Order Response Times (Appt. Scheduler) (Avg Sec) IMA Request (PO-1 A-1(a)) (Diagnostic)</i>	32
<i>Pre-Order Response Times (Appt. Scheduler) (Avg Sec) IMA Response/Accept (PO-1 A-1(b,c)) (Diagnostic)</i>	32
<i>Pre-Order Response Times (Appt. Scheduler) (Avg Sec) IMA Aggregate (PO-1 A-1 Total) (Benchmark)</i>	32
<i>Pre-Order Response Times (Service Availability) (Avg Sec) IMA Request (PO-1 A-2(a)) (Diagnostic)</i>	32
<i>Pre-Order Response Times (Service Availability) (Avg Sec) IMA Response (PO-1 A-2(b)) (Diagnostic)</i>	33
<i>Pre-Order Response Times (Service Availability) (Avg Sec) IMA Aggregate (PO-1 A-2 Total) (Benchmark)</i>	33
<i>Pre-Order Response Times (Facility Check) (Avg Sec) IMA Request (PO-1 A-3(a)) (Diagnostic)</i>	33
<i>Pre-Order Response Times (Facility Check) (Avg Sec) IMA Response (PO-1 A-3(b)) (Diagnostic)</i>	33
<i>Pre-Order Response Times (Facility Check) (Avg Sec) IMA Aggregate (PO-1 A-3 Total) (Benchmark)</i>	34
<i>Pre-Order Response Times (Address Validation) (Avg Sec) IMA Request (PO-1 A-4(a)) (Diagnostic)</i>	34
<i>Pre-Order Response Times (Address Validation) (Avg Sec) IMA Response (PO-1 A-4(b)) (Diagnostic)</i>	34
<i>Pre-Order Response Times (Address Validation) (Avg Sec) IMA Aggregate (PO-1 A-4 Total) (Benchmark)</i>	34
<i>Pre-Order Response Times (Get CSR) (Avg Sec) IMA Request (PO-1 A-5(a)) (Diagnostic)</i>	35
<i>Pre-Order Response Times (Get CSR) (Avg Sec) IMA Response (PO-1 A-5(b)) (Diagnostic)</i>	35
<i>Pre-Order Response Times (Get CSR) (Avg Sec) IMA Aggregate (PO-1 A-5 Total) (Benchmark)</i>	35
<i>Pre-Order Response Times (TN Reservation) (Avg Sec) IMA Request (PO-1 A-6(a)) (Diagnostic)</i>	35
<i>Pre-Order Response Times (TN Reservation) (Avg Sec) IMA Response (PO-1 A-6(b)) (Diagnostic)</i>	36
<i>Pre-Order Response Times (TN Reservation) (Avg Sec) IMA Accept (PO-1 A-6(c)) (Diagnostic)</i>	36
<i>Pre-Order Response Times (TN Reservation) (Avg Sec) IMA Aggregate (PO-1 A-6 Total) (Benchmark)</i>	36
<i>Pre-Order Response Times (Loop Qualification Tools) (Avg Sec) IMA Request (PO-1 A-7(a)) (Diagnostic)</i>	36
<i>Pre-Order Response Times (Loop Qualification Tools) (Avg Sec) IMA Response (PO-1 A-7(b)) (Benchmark)</i>	37
<i>Pre-Order Response Times (Loop Qualification Tools) (Avg Sec) IMA Aggregate (PO-1 A-7 Total) (Diagnostic)</i>	37
<i>Pre-Order Response Times (Resale of Qwest DSL Qualification) (Avg Sec) IMA Request (PO-1 A-8(a)) (Diagnostic)</i>	37
<i>Pre-Order Response Times (Resale of Qwest DSL Qualification) (Avg Sec) IMA Response (PO-1 A-8(b)) (Benchmark)</i>	37
<i>Pre-Order Response Times (Resale of Qwest DSL Qualification) (Avg Sec) IMA Aggregate (PO-1 A-8 Total) (Diagnostic)</i>	38
<i>Pre-Order Response Times (Connecting Facility Assignment) (Avg Sec) IMA Request (PO-1 A-9(a)) (Diagnostic)</i>	38
<i>Pre-Order Response Times (Connecting Facility Assignment) (Avg Sec) IMA Response (PO-1 A-9(b)) (Diagnostic)</i>	38
<i>Pre-Order Response Times (Connecting Facility Assignment) (Avg Sec) IMA Aggregate (PO-1 A-9 Total) (Benchmark)</i>	38
<i>Pre-Order Response Times (Meet Point Inquiry) (Avg Sec) IMA Request (PO-1 A-10(a)) (Diagnostic)</i>	39

## Table of Contents

<b>Section</b>	<b>Page Number</b>
<i>Pre-Order Response Times (Meet Point Inquiry) (Avg Sec) IMA Response (PO-1 A-10(b)) (Diagnostic)</i>	39
<i>Pre-Order Response Times (Meet Point Inquiry) (Avg Sec) IMA Aggregate (PO-1 A-10 Total) (Benchmark)</i>	39
<i>Pre-Order Response Times (Appt. Scheduler) (Avg Sec) EDI Request/Response (PO-1 B-1) (Benchmark)</i>	40
<i>Pre-Order Response Times (Service Availability) (Avg Sec) EDI Request/Response (PO-1 B-2) (Benchmark)</i>	40
<i>Pre-Order Response Times (Facility Check) (Avg Sec) EDI Request/Response (PO-1 B-3) (Benchmark)</i>	40
<i>Pre-Order Response Times (Address Validation) (Avg Sec) EDI Request/Response (PO-1 B-4) (Benchmark)</i>	40
<i>Pre-Order Response Times (Get CSR) (Avg Sec) EDI Request/Response (PO-1 B-5) (Benchmark)</i>	41
<i>Pre-Order Response Times (TN Reservation) (Avg Sec) EDI Request/Response (PO-1 B-6) (Benchmark)</i>	41
<i>Pre-Order Response Times (Loop Qualification Tools) (Avg Sec) EDI Request/Response (PO-1 B-7) (Benchmark)</i>	41
<i>Pre-Order Response Times (Resale of Qwest DSL Qualification) (Avg Sec) EDI Request/Response (PO-1 B-8) (Benchmark)</i>	41
<i>Pre-Order Response Times (Connecting Facility Assignment) (Avg Sec) EDI Request/Response (PO-1 B-9) (Benchmark)</i>	42
<i>Pre-Order Response Times (Meet Point Inquiry) (Avg Sec) EDI Request/Response (PO-1 B-10) (Benchmark)</i>	42
<i>Pre-Order Response Times (Timeout) (Percent) IMA Total (PO-1C -1) (Benchmark)</i>	42
<i>Pre-Order Response Times (Timeout) (Percent) EDI Total (PO-1C -2) (Benchmark)</i>	42
<i>Pre-Order Response Times (Rejected Query) (Avg Sec) IMA Total (PO-1D -1) (Diagnostic)</i>	43
<i>Pre-Order Response Times (Rejected Query) (Avg Sec) EDI Total (PO-1D -2) (Diagnostic)</i>	43
<b>PO-2A-1 - Electronic Flow-through for LSRs received via IMA GUI (Percent)</b>	<b>44</b>
<i>Resale Aggregate W/O UNE-P-POTS (Diagnostic)</i>	44
<i>Unbundled Loop Aggregate (Diagnostic)</i>	44
<i>LNP (Diagnostic)</i>	44
<i>UNE - P (POTS) (Diagnostic)</i>	44
<b>PO-2A-2 - Electronic Flow-through for LSRs received via IMA EDI (Percent)</b>	<b>45</b>
<i>Resale Aggregate W/O UNE-P-POTS (Diagnostic)</i>	45
<i>Unbundled Loop Aggregate (Diagnostic)</i>	45
<i>LNP (Diagnostic)</i>	45
<i>UNE - P (POTS) (Diagnostic)</i>	45
<b>PO-2B-1 - Electronic Flow-through for All Eligible LSRs received via IMA GUI (Percent)</b>	<b>46</b>
<i>Resale Aggregate W/O UNE-P-POTS (Benchmark)</i>	46
<i>Unbundled Loop Aggregate (Benchmark)</i>	46
<i>LNP (Benchmark)</i>	46
<i>UNE - P (POTS) (Benchmark)</i>	46
<b>PO-2B-2 - Electronic Flow-through for All Eligible LSRs received via IMA EDI (Percent)</b>	<b>47</b>
<i>Resale Aggregate W/O UNE-P-POTS (Benchmark)</i>	47
<i>Unbundled Loop Aggregate (Benchmark)</i>	47
<i>LNP (Benchmark)</i>	47
<i>UNE - P (POTS) (Benchmark)</i>	47
<b>PO-3 - LSR Rejection Notice Interval</b>	<b>48</b>
<i>LSR Rejection Notice Interval for IMA - Rejected Manually (Hours:Minutes) (PO-3A-1 ) (Benchmark)</i>	48
<i>LSR Rejection Notice Interval for IMA - Auto-Rejected (Minutes:Seconds) (PO-3A-2 ) (Benchmark)</i>	48
<i>LSR Rejection Notice Interval for EDI - Rejected Manually (Hours:Minutes) (PO-3B-1 ) (Benchmark)</i>	48
<i>LSR Rejection Notice Interval for EDI - Auto-Rejected (Minutes:Seconds) (PO-3B-2 ) (Benchmark)</i>	48
<i>LSR Rejection Notice Interval for Manual and IIS (Hours:Minutes) (PO-3C ) (Benchmark)</i>	49
<b>PO-4 - LSRs Rejected</b>	<b>50</b>
<i>LSRs Rejected for IMA - Rejected Manually (Percent) (PO-4A-1 ) (Diagnostic)</i>	50
<i>LSRs Rejected for IMA - Auto-Rejected (Percent) (PO-4A-2 ) (Diagnostic)</i>	50

## Table of Contents

<b>Section</b>	<b>Page Number</b>
<i>LSRs Rejected for EDI - Rejected Manually (Percent) (PO-4B-1 ) (Diagnostic)</i>	50
<i>LSRs Rejected for EDI - Auto-Rejected (Percent) (PO-4B-2 ) (Diagnostic)</i>	50
<i>LSRs Received via Facsimile (Percent) (PO-4C ) (Diagnostic)</i>	51
<b>PO-5A-1 - FOCs On Time for Fully Electronic LSRs Received via IMA GUI (Percent)</b>	<b>52</b>
<i>Resale Aggregate (PO-5A-1 (a)) (Benchmark)</i>	52
<i>Unbundled Loop Aggregate (PO-5A-1 (b)) (Benchmark)</i>	52
<i>LNP (PO-5A-1 (c)) (Benchmark)</i>	52
<b>PO-5A-2 - FOCs On Time for Fully Electronic LSRs Received via IMA EDI (Percent)</b>	<b>53</b>
<i>Resale Aggregate (PO-5A-2 (a)) (Benchmark)</i>	53
<i>Unbundled Loop Aggregate (PO-5A-2 (b)) (Benchmark)</i>	53
<i>LNP (PO-5A-2 (c)) (Benchmark)</i>	53
<b>PO-5B-1 - FOCs On Time for Electronic/Manual LSRs Received via IMA GUI (Percent)</b>	<b>54</b>
<i>Resale Aggregate (PO-5B-1 (a)) (Benchmark)</i>	54
<i>Unbundled Loop Aggregate (PO-5B-1 (b)) (Benchmark)</i>	54
<i>LNP (PO-5B-1 (c)) (Benchmark)</i>	54
<b>PO-5B-2 - FOCs On Time for Electronic/Manual LSRs Received via IMA EDI (Percent)</b>	<b>55</b>
<i>Resale Aggregate (PO-5B-2 (a)) (Benchmark)</i>	55
<i>Unbundled Loop Aggregate (PO-5B-2 (b)) (Benchmark)</i>	55
<i>LNP (PO-5B-2 (c)) (Benchmark)</i>	55
<b>PO-5C - FOCs on Time for Manual (Percent)</b>	<b>56</b>
<i>Resale Aggregate (PO-5C -(a)) (Benchmark)</i>	56
<i>Unbundled Loop Aggregate (PO-5C -(b)) (Benchmark)</i>	56
<i>LNP (PO-5C -(c)) (Benchmark)</i>	56
<b>PO-5D - FOCs on Time (Percent)</b>	<b>57</b>
<i>LIS Trunk (PO-5D ) (Benchmark)</i>	57
<b>PO-6 - Work Completion Notification Timeliness</b>	<b>58</b>
<i>Notices Made Available via IMA - GUI All (Hours:Minutes) (PO-6A ) (Benchmark)</i>	58
<i>Notices Transmitted via IMA - EDI All (Hours:Minutes) (PO-6B ) (Benchmark)</i>	58
<b>PO-7 - Billing Completion Notification Timeliness</b>	<b>59</b>
<i>Notices Made Available via IMA - GUI / Billing System Posting Completions All (Percent) (PO-7A ,C) (Parity)</i>	59
<i>Notices Transmitted via IMA - EDI / Billing System Posting Completions All (Percent) (PO-7B ,C) (Parity)</i>	59
<b>PO-8 - Jeopardy Notice Interval</b>	<b>60</b>
<i>Non-Designed Services (Average Days) (PO-8 A) (Parity)</i>	60
<i>Unbundled Loops and Number Portability (Average Days) (PO-8 B) (Parity)</i>	60
<i>LIS Trunk (Average Days) (PO-8 C) (Parity)</i>	60
<i>UNE - P (POTS) (Average Days) (PO-8 D) (Parity)</i>	60
<b>PO-9 - Timely Jeopardy Notices</b>	<b>61</b>
<i>Non-Designed Services (PO-9 A) (Parity)</i>	61
<i>Unbundled Loops and Number Portability (PO-9 B) (Parity)</i>	61
<i>LIS Trunk (PO-9 C) (Parity)</i>	61
<i>UNE - P (POTS) (PO-9 D) (Parity)</i>	61

## Table of Contents

<b>Section</b>	<b>Page Number</b>
PO-10 - LSR Accountability	62
<i>PO10 (Percent) Product Aggregate (PO-10 ) (Diagnostic)</i>	62
PO-15 - Number of Due Date Changes per Order	63
<i>All (PO-15 ) (Diagnostic)</i>	63
PO-16 - Timely Release Notifications	64
<i>(PO-16 ) (Percent) (Benchmark)</i>	64
PO-19 - Stand-Alone Test Environment (SATE) Accuracy	65
<i>(PO-19 ) (Percent) (Benchmark)</i>	65
<i>(PO-19 A) Rel. 8.0 (Percent) (Benchmark)</i>	65
<i>(PO-19 A) Rel. 9.0 (Percent) (Benchmark)</i>	65
<i>(PO-19 A) Rel. 10.0 (Percent) (Benchmark)</i>	65
<i>(PO-19 A) Rel. 11.0 (Percent) (Benchmark)</i>	66
<i>(PO-19 A) Rel. 12.0 (Percent) (Benchmark)</i>	66
<i>(PO-19 ) Rel. 13.0 (Percent) (Benchmark)</i>	66
<i>(PO-19 A) Rel. VICKI (Percent) (Benchmark)</i>	66
<i>(PO-19 B) (Percent) (Benchmark)</i>	67
PO-20 Manual Service Order Accuracy	68
<i>Resale POTS and UNE-P (POTS) (Benchmark)</i>	68
<i>Unbundled Loops (Analog &amp; NL 2-wire) (Benchmark)</i>	68
Order Accuracy	69
<i>(Diagnostic)</i>	69
OP-2 - Calls Answered within Twenty Seconds - Interconnect Provisioning Center	70
<i>Calls Answered within Twenty Seconds - Interconnect Provisioning Center (Percent) (OP-2 ) (Parity)</i>	70
OP-3A - Installation Commitments Met (Percent) - Dispatches within MSAs	71
<i>Business (Parity)</i>	71
<i>Centrex (Parity)</i>	71
<i>Residence (Parity)</i>	71
<i>Centrex 21 (Parity)</i>	71
<i>PBX (Parity)</i>	72
<i>Basic Rate ISDN (Parity)</i>	72
<i>ISDN Primary (Parity)</i>	72
<i>DS0 (Parity)</i>	72
<i>Qwest DSL (Parity)</i>	73
<i>UNE - P (POTS) (Parity)</i>	73
<i>UNE P (Centrex) (Parity)</i>	73
<i>UNE P (Centrex 21) (Parity)</i>	73
<i>Line Sharing (Benchmark)</i>	74
OP-3B - Installation Commitments Met (Percent) - Dispatches outside MSAs	75
<i>Residence (Parity)</i>	75
<i>Business (Parity)</i>	75
<i>Centrex (Parity)</i>	75
<i>Centrex 21 (Parity)</i>	75

## Table of Contents

<b>Section</b>	<b>Page Number</b>
<i>PBX (Parity)</i>	76
<i>Basic Rate ISDN (Parity)</i>	76
<i>ISDN Primary (Parity)</i>	76
<i>DS0 (Parity)</i>	76
<i>Qwest DSL (Parity)</i>	77
<i>UNE - P (POTS) (Parity)</i>	77
<i>UNE P (Centrex) (Parity)</i>	77
<i>UNE P (Centrex 21) (Parity)</i>	77
<i>Line Sharing (Benchmark)</i>	78
<b>OP-3C - Installation Commitments Met (Percent) - No dispatches</b>	<b>79</b>
<i>Residence (Parity)</i>	79
<i>Business (Parity)</i>	79
<i>Centrex (Parity)</i>	79
<i>Centrex 21 (Parity)</i>	79
<i>PBX (Parity)</i>	80
<i>Basic Rate ISDN (Parity)</i>	80
<i>ISDN Primary (Parity)</i>	80
<i>DS0 (Parity)</i>	80
<i>Qwest DSL (Parity)</i>	81
<i>UNE - P (POTS) (Parity)</i>	81
<i>UNE P (Centrex) (Parity)</i>	81
<i>UNE P (Centrex 21) (Parity)</i>	81
<i>Line Sharing (Benchmark)</i>	82
<b>OP-3D - Installation Commitments Met (Percent) - Interval Zone One</b>	<b>83</b>
<i>ISDN Primary (Parity)</i>	83
<i>DS0 (Parity)</i>	83
<i>DS1 (Parity)</i>	83
<i>DS3 (Parity)</i>	83
<i>Frame Relay (Parity)</i>	84
<i>PBX (Parity)</i>	84
<i>Basic Rate ISDN (Parity)</i>	84
<i>LIS Trunk (Parity)</i>	84
<i>UDIT DS1 (Parity)</i>	85
<i>UDIT Above DS1 Level (Parity)</i>	85
<i>Dark Fiber - IOF (Diagnostic)</i>	85
<i>Unbundled Loop Analog (Benchmark)</i>	85
<i>Unbundled Loop - 2 Wire Non-Loaded (Benchmark)</i>	86
<i>Unbundled Loop - 4 Wire Non-Loaded (Parity)</i>	86
<i>Unbundled Loop - DS1 Capable (Parity)</i>	86
<i>Unbundled Loop ISDN Capable (Parity)</i>	86
<i>Unbundled Loop - ADSL Qualified (Benchmark)</i>	87
<i>Unbundled Loop - DS3 Capable (Parity)</i>	87
<i>Qwest DSL (Parity)</i>	87
<i>Dark Fiber - Loop (Diagnostic)</i>	87
<i>E911 (Parity)</i>	88
<i>Enhanced Extended Loops (EELs) (Benchmark)</i>	89
<i>Unbundled Loop Conditioned (Benchmark)</i>	89
<b>OP-3E - Installation Commitments Met (Percent) - Interval Zone Two</b>	<b>90</b>

## Table of Contents

<b>Section</b>	<b>Page Number</b>
<i>ISDN Primary (Parity)</i>	90
<i>DS0 (Parity)</i>	90
<i>DS1 (Parity)</i>	90
<i>DS3 (Parity)</i>	90
<i>Frame Relay (Parity)</i>	91
<i>PBX (Parity)</i>	91
<i>Basic Rate ISDN (Parity)</i>	91
<i>LIS Trunk (Parity)</i>	91
<i>UDIT DS1 (Parity)</i>	92
<i>UDIT Above DS1 Level (Parity)</i>	92
<i>Unbundled Loop Analog (Benchmark)</i>	92
<i>Unbundled Loop - 2 Wire Non-Loaded (Benchmark)</i>	92
<i>Unbundled Loop - 4 Wire Non-Loaded (Parity)</i>	93
<i>Unbundled Loop - DS1 Capable (Parity)</i>	93
<i>Unbundled Loop ISDN Capable (Parity)</i>	93
<i>Unbundled Loop - ADSL Qualified (Benchmark)</i>	93
<i>Unbundled Loop - DS3 Capable (Parity)</i>	94
<i>Qwest DSL (Parity)</i>	94
<i>E911 (Parity)</i>	94
<i>Enhanced Extended Loops (EELs) (Benchmark)</i>	95
<i>Unbundled Loop Conditioned (Benchmark)</i>	95
<b>OP-4A - Installation Interval (Average Days) - Dispatches within MSAs</b>	<b>96</b>
<i>Residence (Parity)</i>	96
<i>Business (Parity)</i>	96
<i>Centrex (Parity)</i>	96
<i>Centrex 21 (Parity)</i>	96
<i>PBX (Parity)</i>	97
<i>Basic Rate ISDN (Parity)</i>	97
<i>ISDN Primary (Parity)</i>	97
<i>DS0 (Parity)</i>	97
<i>Qwest DSL (Parity)</i>	98
<i>UNE - P (POTS) (Parity)</i>	98
<i>UNE P (Centrex) (Parity)</i>	98
<i>UNE P (Centrex 21) (Parity)</i>	98
<i>Line Sharing (Benchmark)</i>	99
<b>OP-4B - Installation Interval (Average Days) - Dispatches outside MSAs</b>	<b>100</b>
<i>Residence (Parity)</i>	100
<i>Business (Parity)</i>	100
<i>Centrex (Parity)</i>	100
<i>Centrex 21 (Parity)</i>	100
<i>PBX (Parity)</i>	101
<i>Basic Rate ISDN (Parity)</i>	101
<i>ISDN Primary (Parity)</i>	101
<i>DS0 (Parity)</i>	101
<i>Qwest DSL (Parity)</i>	102
<i>UNE - P (POTS) (Parity)</i>	102
<i>UNE P (Centrex) (Parity)</i>	102
<i>UNE P (Centrex 21) (Parity)</i>	102
<i>Line Sharing (Benchmark)</i>	103

## Table of Contents

<b>Section</b>	<b>Page Number</b>
OP-4C - Installation Interval (Average Days) - No dispatches	104
<i>Residence (Parity)</i>	104
<i>Business (Parity)</i>	104
<i>Centrex (Parity)</i>	104
<i>Centrex 21 (Parity)</i>	104
<i>PBX (Parity)</i>	105
<i>Basic Rate ISDN (Parity)</i>	105
<i>ISDN Primary (Parity)</i>	105
<i>DS0 (Parity)</i>	105
<i>Qwest DSL (Parity)</i>	106
<i>UNE - P (POTS) (Parity)</i>	106
<i>UNE P (Centrex) (Parity)</i>	106
<i>UNE P (Centrex 21) (Parity)</i>	106
<i>Line Sharing (Benchmark)</i>	107
OP-4D - Installation Interval (Average Days) - Interval Zone One	108
<i>ISDN Primary (Parity)</i>	108
<i>DS0 (Parity)</i>	108
<i>DS1 (Parity)</i>	108
<i>DS3 (Parity)</i>	108
<i>Frame Relay (Parity)</i>	109
<i>PBX (Parity)</i>	109
<i>Basic Rate ISDN (Parity)</i>	109
<i>LIS Trunk (Parity)</i>	109
<i>UDIT DS1 (Parity)</i>	110
<i>UDIT Above DS1 Level (Parity)</i>	110
<i>Dark Fiber - IOF (Diagnostic)</i>	110
<i>Unbundled Loop Analog (Benchmark)</i>	110
<i>Unbundled Loop - 2 Wire Non-Loaded (Benchmark)</i>	111
<i>Unbundled Loop - 4 Wire Non-Loaded (Parity)</i>	111
<i>Unbundled Loop - DS1 Capable (Parity)</i>	111
<i>Unbundled Loop ISDN Capable (Parity)</i>	111
<i>Unbundled Loop - ADSL Qualified (Benchmark)</i>	112
<i>Unbundled Loop - DS3 Capable (Parity)</i>	112
<i>Qwest DSL (Parity)</i>	112
<i>Dark Fiber - Loop (Diagnostic)</i>	112
<i>E911 (Parity)</i>	113
<i>Enhanced Extended Loops (EELs) (Diagnostic)</i>	114
<i>Unbundled Loop Conditioned (Benchmark)</i>	114
OP-4E - Installation Interval (Average Days) - Interval Zone Two	115
<i>ISDN Primary (Parity)</i>	115
<i>DS0 (Parity)</i>	115
<i>DS1 (Parity)</i>	115
<i>DS3 (Parity)</i>	115
<i>Frame Relay (Parity)</i>	116
<i>PBX (Parity)</i>	116
<i>Basic Rate ISDN (Parity)</i>	116
<i>LIS Trunk (Parity)</i>	116
<i>UDIT DS1 (Parity)</i>	117



## Table of Contents

<b>Section</b>	<b>Page Number</b>
<i>UDIT Above DS1 Level (Parity)</i>	117
<i>Unbundled Loop Analog (Benchmark)</i>	117
<i>Unbundled Loop - 2 Wire Non-Loaded (Benchmark)</i>	117
<i>Unbundled Loop - 4 Wire Non-Loaded (Parity)</i>	118
<i>Unbundled Loop - DS1 Capable (Parity)</i>	118
<i>Unbundled Loop ISDN Capable (Parity)</i>	118
<i>Unbundled Loop - ADSL Qualified (Benchmark)</i>	118
<i>Unbundled Loop - DS3 Capable (Parity)</i>	119
<i>Qwest DSL (Parity)</i>	119
<i>Dark Fiber - Loop (Diagnostic)</i>	119
<i>E911 (Parity)</i>	119
<i>Enhanced Extended Loops (EELs) (Diagnostic)</i>	120
<i>Unbundled Loop Conditioned (Benchmark)</i>	120
<b>OP-5 - New Service Installation Quality (Percent)</b>	<b>121</b>
<i>Residence (Parity)</i>	121
<i>Business (Parity)</i>	121
<i>Centrex (Parity)</i>	121
<i>Centrex 21 (Parity)</i>	121
<i>PBX (Parity)</i>	122
<i>Basic Rate ISDN (Parity)</i>	122
<i>Qwest DSL (Parity)</i>	122
<i>UNE - P (POTS) (Parity)</i>	122
<i>UNE P (Centrex) (Parity)</i>	123
<i>UNE P (Centrex 21) (Parity)</i>	123
<i>ISDN Primary (Parity)</i>	123
<i>DS0 (Parity)</i>	123
<i>DS1 (Parity)</i>	124
<i>DS3 (Parity)</i>	124
<i>Frame Relay (Parity)</i>	124
<i>Line Sharing (Parity)</i>	124
<i>UDIT DS1 (Parity)</i>	125
<i>UDIT Above DS1 Level (Parity)</i>	125
<i>Dark Fiber - IOF (Diagnostic)</i>	125
<i>Unbundled Loop Analog (Parity)</i>	125
<i>Unbundled Loop - 2 Wire Non-Loaded (Parity)</i>	126
<i>Unbundled Loop - 4 Wire Non-Loaded (Parity)</i>	126
<i>Unbundled Loop - DS1 Capable (Parity)</i>	126
<i>Unbundled Loop ISDN Capable (Parity)</i>	126
<i>Unbundled Loop - ADSL Qualified (Parity)</i>	127
<i>Unbundled Loop - DS3 Capable (Parity)</i>	127
<i>LIS Trunk (Parity)</i>	127
<i>Dark Fiber - Loop (Diagnostic)</i>	127
<i>E911 (Parity)</i>	128
<i>Enhanced Extended Loops (EELs) (Diagnostic)</i>	129
<b>OP-5* - New Service Installation Quality (Percent)</b>	<b>130</b>
<i>Residence (Parity)</i>	130
<i>Business (Parity)</i>	130
<i>Centrex (Parity)</i>	130
<i>Centrex 21 (Parity)</i>	130

## Table of Contents

<b>Section</b>	<b>Page Number</b>
<i>PBX (Parity)</i>	131
<i>Basic Rate ISDN (Parity)</i>	131
<i>Qwest DSL (Parity)</i>	131
<i>UNE - P (POTS) (Parity)</i>	131
<i>UNE P (Centrex) (Parity)</i>	132
<i>UNE P (Centrex 21) (Parity)</i>	132
<i>ISDN Primary (Parity)</i>	132
<i>DS0 (Parity)</i>	132
<i>DS1 (Parity)</i>	133
<i>DS3 (Parity)</i>	133
<i>Frame Relay (Parity)</i>	133
<i>Line Sharing (Parity)</i>	133
<i>UDIT DS1 (Parity)</i>	134
<i>UDIT Above DS1 Level (Parity)</i>	134
<i>Dark Fiber - IOF (Diagnostic)</i>	134
<i>Unbundled Loop Analog (Parity)</i>	134
<i>Unbundled Loop - 2 Wire Non-Loaded (Parity)</i>	135
<i>Unbundled Loop - 4 Wire Non-Loaded (Parity)</i>	135
<i>Unbundled Loop - DS1 Capable (Parity)</i>	135
<i>Unbundled Loop ISDN Capable (Parity)</i>	135
<i>Unbundled Loop - ADSL Qualified (Parity)</i>	136
<i>Unbundled Loop - DS3 Capable (Parity)</i>	136
<i>LIS Trunk (Parity)</i>	136
<i>Dark Fiber - Loop (Diagnostic)</i>	136
<i>E911 (Parity)</i>	137
<i>Enhanced Extended Loops (EELs) (Diagnostic)</i>	138
<b>OP-6A-1 - Delayed Days for Non-Facility Reasons (Average Days) - Dispatches within MSAs</b>	<b>139</b>
<i>Residence (Parity)</i>	139
<i>Business (Parity)</i>	139
<i>Centrex (Parity)</i>	139
<i>Centrex 21 (Parity)</i>	139
<i>PBX (Parity)</i>	140
<i>Basic Rate ISDN (Parity)</i>	140
<i>DS0 (Parity)</i>	140
<i>Qwest DSL (Parity)</i>	140
<i>UNE - P (POTS) (Parity)</i>	141
<i>UNE P (Centrex) (Parity)</i>	141
<i>UNE P (Centrex 21) (Parity)</i>	141
<i>Line Sharing (Diagnostic)</i>	142
<b>OP-6A-2 - Delayed Days for Non-Facility Reasons (Average Days) - Dispatches outside MSAs</b>	<b>143</b>
<i>Residence (Parity)</i>	143
<i>Business (Parity)</i>	143
<i>Centrex (Parity)</i>	143
<i>Centrex 21 (Parity)</i>	143
<i>PBX (Parity)</i>	144
<i>Qwest DSL (Parity)</i>	144
<i>UNE - P (POTS) (Parity)</i>	144
<i>UNE P (Centrex) (Parity)</i>	144
<i>UNE P (Centrex 21) (Parity)</i>	145

## Table of Contents

<b>Section</b>	<b>Page Number</b>
<i>Line Sharing (Diagnostic)</i>	146
<b>OP-6A-3 - Delayed Days for Non-Facility Reasons (Average Days) - No dispatches</b>	<b>147</b>
<i>Residence (Parity)</i>	147
<i>Business (Parity)</i>	147
<i>Centrex (Parity)</i>	147
<i>Centrex 21 (Parity)</i>	147
<i>Basic Rate ISDN (Parity)</i>	148
<i>ISDN Primary (Parity)</i>	148
<i>DS0 (Parity)</i>	148
<i>Qwest DSL (Parity)</i>	148
<i>UNE - P (POTS) (Parity)</i>	149
<i>UNE P (Centrex) (Parity)</i>	149
<i>UNE P (Centrex 21) (Parity)</i>	149
<i>Line Sharing (Diagnostic)</i>	150
<b>OP-6A-4 - Delayed Days for Non-Facility Reasons (Average Days) - Interval Zone One</b>	<b>151</b>
<i>ISDN Primary (Parity)</i>	151
<i>DS0 (Parity)</i>	151
<i>DS1 (Parity)</i>	151
<i>DS3 (Parity)</i>	151
<i>Frame Relay (Parity)</i>	152
<i>PBX (Parity)</i>	152
<i>Basic Rate ISDN (Parity)</i>	152
<i>LIS Trunk (Parity)</i>	152
<i>UDIT DS1 (Parity)</i>	153
<i>UDIT Above DS1 Level (Parity)</i>	154
<i>Unbundled Loop Analog (Parity)</i>	154
<i>Unbundled Loop - 2 Wire Non-Loaded (Parity)</i>	154
<i>Unbundled Loop - 4 Wire Non-Loaded (Parity)</i>	154
<i>Unbundled Loop - DS1 Capable (Parity)</i>	155
<i>Unbundled Loop ISDN Capable (Parity)</i>	155
<i>Unbundled Loop - ADSL Qualified (Parity)</i>	155
<i>Unbundled Loop - DS3 Capable (Parity)</i>	155
<i>Qwest DSL (Parity)</i>	156
<i>E911 (Parity)</i>	156
<i>Enhanced Extended Loops (EELs) (Diagnostic)</i>	157
<b>OP-6A-5 - Delayed Days for Non-Facility Reasons (Average Days) - Interval Zone Two</b>	<b>158</b>
<i>ISDN Primary (Parity)</i>	158
<i>DS0 (Parity)</i>	158
<i>DS1 (Parity)</i>	158
<i>DS3 (Parity)</i>	158
<i>Frame Relay (Parity)</i>	159
<i>PBX (Parity)</i>	159
<i>Basic Rate ISDN (Parity)</i>	159
<i>LIS Trunk (Parity)</i>	159
<i>UDIT DS1 (Parity)</i>	160
<i>UDIT Above DS1 Level (Parity)</i>	160
<i>Unbundled Loop Analog (Parity)</i>	160
<i>Unbundled Loop - 2 Wire Non-Loaded (Parity)</i>	160

## Table of Contents

<b>Section</b>	<b>Page Number</b>
<i>Unbundled Loop - 4 Wire Non-Loaded (Parity)</i>	161
<i>Unbundled Loop - DS1 Capable (Parity)</i>	161
<i>Unbundled Loop ISDN Capable (Parity)</i>	161
<i>Unbundled Loop - ADSL Qualified (Parity)</i>	161
<i>Unbundled Loop - DS3 Capable (Parity)</i>	162
<i>Qwest DSL (Parity)</i>	162
<i>E911 (Parity)</i>	162
<i>Enhanced Extended Loops (EELs) (Diagnostic)</i>	163
<b>OP-6B-1 - Delayed Days for Facility Reasons (Average Days) - Dispatches within MSAs</b>	<b>164</b>
<i>Residence (Parity)</i>	164
<i>Business (Parity)</i>	164
<i>Centrex (Parity)</i>	164
<i>Centrex 21 (Parity)</i>	164
<i>PBX (Parity)</i>	165
<i>DS0 (Parity)</i>	165
<i>Qwest DSL (Parity)</i>	165
<i>UNE - P (POTS) (Parity)</i>	165
<i>UNE P (Centrex) (Parity)</i>	166
<i>UNE P (Centrex 21) (Parity)</i>	166
<i>Line Sharing (Diagnostic)</i>	167
<b>OP-6B-2 - Delayed Days for Facility Reasons (Average Days) - Dispatches outside MSAs</b>	<b>168</b>
<i>Residence (Parity)</i>	168
<i>Business (Parity)</i>	168
<i>Centrex (Parity)</i>	168
<i>Centrex 21 (Parity)</i>	168
<i>UNE - P (POTS) (Parity)</i>	169
<i>UNE P (Centrex) (Parity)</i>	169
<i>UNE P (Centrex 21) (Parity)</i>	169
<i>Line Sharing (Diagnostic)</i>	170
<b>OP-6B-3 - Delayed Days for Facility Reasons (Average Days) - No dispatches</b>	<b>171</b>
<i>Residence (Parity)</i>	171
<i>Business (Parity)</i>	171
<i>Centrex (Parity)</i>	171
<i>Qwest DSL (Parity)</i>	171
<i>UNE - P (POTS) (Parity)</i>	172
<i>UNE P (Centrex) (Parity)</i>	172
<i>Line Sharing (Diagnostic)</i>	173
<b>OP-6B-4 - Delayed Days for Facility Reasons (Average Days) - Interval Zone One</b>	<b>174</b>
<i>ISDN Primary (Parity)</i>	174
<i>DS0 (Parity)</i>	174
<i>DS1 (Parity)</i>	174
<i>DS3 (Parity)</i>	174
<i>Frame Relay (Parity)</i>	175
<i>PBX (Parity)</i>	175
<i>Basic Rate ISDN (Parity)</i>	175
<i>LIS Trunk (Parity)</i>	175
<i>UDIT DS1 (Parity)</i>	176

## Table of Contents

<b>Section</b>	<b>Page Number</b>
<i>UDIT Above DS1 Level (Parity)</i>	176
<i>Unbundled Loop Analog (Parity)</i>	176
<i>Unbundled Loop - 2 Wire Non-Loaded (Parity)</i>	176
<i>Unbundled Loop - 4 Wire Non-Loaded (Parity)</i>	177
<i>Unbundled Loop - DS1 Capable (Parity)</i>	177
<i>Unbundled Loop ISDN Capable (Parity)</i>	177
<i>Unbundled Loop - ADSL Qualified (Parity)</i>	177
<i>Unbundled Loop - DS3 Capable (Parity)</i>	178
<i>Dark Fiber - Loop (Diagnostic)</i>	178
<i>E911 (Parity)</i>	178
<i>Enhanced Extended Loops (EELs) (Diagnostic)</i>	179
<b>OP-6B-5 - Delayed Days for Facility Reasons (Average Days) - Interval Zone Two</b>	<b>180</b>
<i>ISDN Primary (Parity)</i>	180
<i>DS0 (Parity)</i>	180
<i>DS1 (Parity)</i>	180
<i>DS3 (Parity)</i>	180
<i>Frame Relay (Parity)</i>	181
<i>PBX (Parity)</i>	181
<i>Basic Rate ISDN (Parity)</i>	181
<i>UDIT DS1 (Parity)</i>	182
<i>UDIT Above DS1 Level (Parity)</i>	182
<i>Unbundled Loop Analog (Parity)</i>	182
<i>Unbundled Loop - 2 Wire Non-Loaded (Parity)</i>	182
<i>Unbundled Loop - 4 Wire Non-Loaded (Parity)</i>	183
<i>Unbundled Loop - DS1 Capable (Parity)</i>	183
<i>Unbundled Loop ISDN Capable (Parity)</i>	183
<i>Unbundled Loop - DS3 Capable (Parity)</i>	183
<i>Qwest DSL (Parity)</i>	184
<i>Enhanced Extended Loops (EELs) (Diagnostic)</i>	185
<b>OP-7 - Coordinated "Hot Cut" Interval (Hours:Minutes)</b>	<b>186</b>
<i>Unbundled Loop - Analog (Diagnostic)</i>	186
<i>Unbundled Loop Other (Diagnostic)</i>	186
<b>OP-8 - Number Portability Timeliness (Percent)</b>	<b>187</b>
<i>Number Portability Timeliness (Percent) (OP-8 B) (Benchmark)</i>	187
<i>Percentage of LNP Triggers Set Prior to the Frame Due Time (Percent) (OP-8C) (Benchmark)</i>	187
<b>OP-13 - Coordinated Cuts on Time (Percent)</b>	<b>188</b>
<i>Coordinated Cuts Completed on Time (Percent) Unbundled Loop - Analog (OP-13A) (Benchmark)</i>	188
<i>Coordinated Cuts Completed on Time (Percent) Unbundled Loop Other (OP-13A) (Benchmark)</i>	188
<i>Coordinated Cuts Started Without CLEC Approval (Percent) Unbundled Loop - Analog (OP-13B) (Diagnostic)</i>	188
<i>Coordinated Cuts Started Without CLEC Approval (Percent) Unbundled Loop Other (OP-13B) (Diagnostic)</i>	188
<b>OP-15A - Interval for Pending Orders Delayed Past Due Date</b>	<b>189</b>
<i>Residence (Diagnostic)</i>	189
<i>Business (Diagnostic)</i>	189
<i>Centrex (Diagnostic)</i>	189
<i>Centrex 21 (Diagnostic)</i>	189
<i>PBX (Diagnostic)</i>	190

## Table of Contents

<b>Section</b>	<b>Page Number</b>
<i>Basic Rate ISDN (Diagnostic)</i>	190
<i>UNE - P (POTS) (Diagnostic)</i>	190
<i>UNE P (Centrex) (Diagnostic)</i>	190
<i>UNE P (Centrex 21) (Diagnostic)</i>	191
<i>Line Sharing (Diagnostic)</i>	192
<b>OP-15A - Interval for Pending Orders Delayed Past Due Date</b>	<b>193</b>
<i>ISDN Primary (Diagnostic)</i>	193
<i>DS0 (Diagnostic)</i>	193
<i>DS1 (Diagnostic)</i>	193
<i>DS3 (Diagnostic)</i>	193
<i>Frame Relay (Diagnostic)</i>	194
<b>OP-15A - Interval for Pending Orders Delayed Past Due Date</b>	<b>195</b>
<i>LIS Trunk (Diagnostic)</i>	195
<i>UDIT DS1 (Diagnostic)</i>	195
<i>UDIT Above DS1 Level (Diagnostic)</i>	195
<i>Unbundled Loop Analog (Diagnostic)</i>	195
<i>Unbundled Loop - 2 Wire Non-Loaded (Diagnostic)</i>	196
<i>Unbundled Loop - 4 Wire Non-Loaded (Diagnostic)</i>	196
<i>Unbundled Loop - DS1 Capable (Diagnostic)</i>	196
<i>Unbundled Loop ISDN Capable (Diagnostic)</i>	196
<i>Unbundled Loop - DS3 Capable (Diagnostic)</i>	197
<i>Qwest DSL (Parity)</i>	197
<i>Dark Fiber - Loop (Diagnostic)</i>	197
<i>E911 (Diagnostic)</i>	197
<i>Enhanced Extended Loops (EELs) (Diagnostic)</i>	198
<b>OP-15B - Count of Pending Orders Delayed for Facilities Reasons</b>	<b>199</b>
<i>Residence (Diagnostic)</i>	199
<i>Business (Diagnostic)</i>	199
<i>Centrex (Diagnostic)</i>	199
<i>Centrex 21 (Diagnostic)</i>	199
<i>PBX (Diagnostic)</i>	200
<i>Basic Rate ISDN (Diagnostic)</i>	200
<i>UNE - P (POTS) (Diagnostic)</i>	200
<i>UNE P (Centrex) (Diagnostic)</i>	200
<i>UNE P (Centrex 21) (Diagnostic)</i>	201
<i>Line Sharing (Diagnostic)</i>	202
<i>ISDN Primary (Diagnostic)</i>	203
<i>DS0 (Diagnostic)</i>	203
<i>DS1 (Diagnostic)</i>	203
<i>DS3 (Diagnostic)</i>	203
<i>Frame Relay (Diagnostic)</i>	204
<i>LIS Trunk (Diagnostic)</i>	205
<i>UDIT DS1 (Diagnostic)</i>	205
<i>UDIT Above DS1 Level (Diagnostic)</i>	205
<i>Unbundled Loop Analog (Diagnostic)</i>	205
<i>Unbundled Loop - 2 Wire Non-Loaded (Diagnostic)</i>	206
<i>Unbundled Loop - 4 Wire Non-Loaded (Diagnostic)</i>	206
<i>Unbundled Loop - DS1 Capable (Diagnostic)</i>	206

## Table of Contents

<b>Section</b>	<b>Page Number</b>
<i>Unbundled Loop ISDN Capable (Diagnostic)</i>	206
<i>Unbundled Loop - DS3 Capable (Diagnostic)</i>	207
<i>Qwest DSL (Diagnostic)</i>	207
<i>Dark Fiber - Loop (Diagnostic)</i>	207
<i>E911 (Diagnostic)</i>	207
<i>Enhanced Extended Loops (EELs) (Diagnostic)</i>	208
<b>OP-17 - Timeliness of Disconnects associated with LNP Orders</b>	<b>209</b>
<i>Timeliness of Disconnects associated with LNP Orders (Percent) (OP-17A ) (Benchmark)</i>	209
<i>Timeliness of Disconnects associated with LNP Orders (Percent) (OP-17B ) (Diagnostic)</i>	209
<b>MR-2 - Calls Answered within 20 Seconds - Interconnect Repair Center (Percent)</b>	<b>210</b>
<i>Calls Answered within 20 seconds - Interconnect Repair Center (Percent) (MR-2 ) (Parity)</i>	210
<b>MR-3A - Out of Service Cleared within 24 Hours (Percent) - Dispatches within MSAs</b>	<b>211</b>
<i>Residence (Parity)</i>	211
<i>Business (Parity)</i>	211
<i>Centrex (Parity)</i>	211
<i>Centrex 21 (Parity)</i>	211
<i>PBX (Parity)</i>	212
<i>Basic Rate ISDN (Parity)</i>	212
<i>UNE - P (POTS) (Parity)</i>	212
<i>UNE P (Centrex) (Parity)</i>	212
<i>UNE P (Centrex 21) (Parity)</i>	213
<i>Line Sharing (Parity)</i>	213
<b>MR-3B - Out of Service Cleared within 24 Hours (Percent) - Dispatches outside MSAs</b>	<b>214</b>
<i>Residence (Parity)</i>	214
<i>Business (Parity)</i>	214
<i>Centrex (Parity)</i>	214
<i>Centrex 21 (Parity)</i>	214
<i>PBX (Parity)</i>	215
<i>Basic Rate ISDN (Parity)</i>	215
<i>UNE - P (POTS) (Parity)</i>	215
<i>UNE P (Centrex) (Parity)</i>	215
<i>UNE P (Centrex 21) (Parity)</i>	216
<i>Line Sharing (Parity)</i>	216
<b>MR-3C - Out of Service Cleared within 24 Hours (Percent) - No dispatches</b>	<b>217</b>
<i>Residence (Parity)</i>	217
<i>Business (Parity)</i>	217
<i>Centrex (Parity)</i>	217
<i>Centrex 21 (Parity)</i>	217
<i>PBX (Parity)</i>	218
<i>Basic Rate ISDN (Parity)</i>	218
<i>UNE - P (POTS) (Parity)</i>	218
<i>UNE P (Centrex) (Parity)</i>	218
<i>UNE P (Centrex 21) (Parity)</i>	219
<i>Line Sharing (Parity)</i>	219
<b>MR-3D - Out of Service Cleared within 24 Hours (Percent) - Interval Zone One</b>	<b>220</b>

## Table of Contents

<b>Section</b>	<b>Page Number</b>
<i>Qwest DSL (Parity)</i>	220
<i>Unbundled Loop Analog (Parity)</i>	220
<i>Unbundled Loop - 2 Wire Non-Loaded (Parity)</i>	220
<i>Unbundled Loop - ADSL Qualified (Parity)</i>	220
<i>Unbundled Loop ISDN Capable (Parity)</i>	221
<b>MR-3E - Out of Service Cleared within 24 Hours (Percent) - Interval Zone Two</b>	<b>222</b>
<i>Qwest DSL (Parity)</i>	222
<i>Unbundled Loop Analog (Parity)</i>	222
<i>Unbundled Loop - 2 Wire Non-Loaded (Parity)</i>	222
<i>Unbundled Loop - ADSL Qualified (Parity)</i>	222
<i>Unbundled Loop ISDN Capable (Parity)</i>	223
<b>MR-4A - All Troubles Cleared within 48 Hours (Percent) - Dispatches within MSAs</b>	<b>224</b>
<i>Residence (Parity)</i>	224
<i>Business (Parity)</i>	224
<i>Centrex (Parity)</i>	224
<i>Centrex 21 (Parity)</i>	224
<i>PBX (Parity)</i>	225
<i>Basic Rate ISDN (Parity)</i>	225
<i>UNE - P (POTS) (Parity)</i>	225
<i>UNE P (Centrex) (Parity)</i>	225
<i>UNE P (Centrex 21) (Parity)</i>	226
<i>Line Sharing (Parity)</i>	226
<b>MR-4B - All Troubles Cleared within 48 Hours (Percent) - Dispatches outside MSAs</b>	<b>227</b>
<i>Residence (Parity)</i>	227
<i>Business (Parity)</i>	227
<i>Centrex (Parity)</i>	227
<i>Centrex 21 (Parity)</i>	227
<i>PBX (Parity)</i>	228
<i>Basic Rate ISDN (Parity)</i>	228
<i>UNE - P (POTS) (Parity)</i>	228
<i>UNE P (Centrex) (Parity)</i>	228
<i>UNE P (Centrex 21) (Parity)</i>	229
<i>Line Sharing (Parity)</i>	229
<b>MR-4C - All Troubles Cleared within 48 Hours (Percent) - No dispatches</b>	<b>230</b>
<i>Residence (Parity)</i>	230
<i>Business (Parity)</i>	230
<i>Centrex (Parity)</i>	230
<i>Centrex 21 (Parity)</i>	230
<i>PBX (Parity)</i>	231
<i>Basic Rate ISDN (Parity)</i>	231
<i>UNE - P (POTS) (Parity)</i>	231
<i>UNE P (Centrex) (Parity)</i>	231
<i>UNE P (Centrex 21) (Parity)</i>	232
<i>Line Sharing (Parity)</i>	232
<b>MR-4D - All Troubles Cleared within 48 Hours (Percent) - Interval Zone One</b>	<b>233</b>
<i>Qwest DSL (Parity)</i>	233



## Table of Contents

<b>Section</b>	<b>Page Number</b>
<i>Unbundled Loop Analog (Parity)</i>	233
<i>Unbundled Loop - 2 Wire Non-Loaded (Parity)</i>	233
<i>Unbundled Loop - ADSL Qualified (Parity)</i>	233
<i>Unbundled Loop ISDN Capable (Parity)</i>	234
<b>MR-4E - All Troubles Cleared within 48 Hours (Percent) - Interval Zone Two</b>	<b>235</b>
<i>Qwest DSL (Parity)</i>	235
<i>Unbundled Loop Analog (Parity)</i>	235
<i>Unbundled Loop - 2 Wire Non-Loaded (Parity)</i>	235
<i>Unbundled Loop - ADSL Qualified (Parity)</i>	235
<i>Unbundled Loop ISDN Capable (Parity)</i>	236
<b>MR-5A - All Troubles Cleared within 4 Hours (Percent) - Interval Zone One</b>	<b>237</b>
<i>ISDN Primary (Parity)</i>	237
<i>DS0 (Parity)</i>	237
<i>DS1 (Parity)</i>	237
<i>DS3 (Parity)</i>	237
<i>Frame Relay (Parity)</i>	238
<i>LIS Trunk (Parity)</i>	238
<i>UDIT DS1 (Parity)</i>	239
<i>UDIT Above DS1 Level (Parity)</i>	239
<i>Unbundled Loop - 4 Wire Non-Loaded (Parity)</i>	239
<i>Unbundled Loop - DS1 Capable (Parity)</i>	239
<i>Unbundled Loop - DS3 Capable (Parity)</i>	240
<i>E911 (Parity)</i>	240
<i>Enhanced Extended Loops (EELs) (Diagnostic)</i>	241
<b>MR-5B - All Troubles Cleared within 4 Hours (Percent) - Interval Zone Two</b>	<b>242</b>
<i>ISDN Primary (Parity)</i>	242
<i>DS0 (Parity)</i>	242
<i>DS1 (Parity)</i>	242
<i>DS3 (Parity)</i>	242
<i>Frame Relay (Parity)</i>	243
<i>LIS Trunk (Parity)</i>	243
<i>UDIT DS1 (Parity)</i>	244
<i>UDIT Above DS1 Level (Parity)</i>	244
<i>Unbundled Loop - 4 Wire Non-Loaded (Parity)</i>	244
<i>Unbundled Loop - DS1 Capable (Parity)</i>	244
<i>Unbundled Loop - DS3 Capable (Parity)</i>	245
<i>E911 (Parity)</i>	245
<i>Enhanced Extended Loops (EELs) (Diagnostic)</i>	246
<b>MR-6A - Mean Time to Restore (Hours:Minutes) - Dispatches within MSAs</b>	<b>247</b>
<i>Residence (Parity)</i>	247
<i>Business (Parity)</i>	247
<i>Centrex (Parity)</i>	247
<i>Centrex 21 (Parity)</i>	247
<i>PBX (Parity)</i>	248
<i>Basic Rate ISDN (Parity)</i>	248
<i>UNE - P (POTS) (Parity)</i>	248
<i>UNE P (Centrex) (Parity)</i>	248

## Table of Contents

<b>Section</b>	<b>Page Number</b>
<i>UNE P (Centrex 21) (Parity)</i>	249
<i>Line Sharing (Parity)</i>	249
<b>MR-6B - Mean Time to Restore (Hours:Minutes) - Dispatches outside MSAs</b>	<b>250</b>
<i>Residence (Parity)</i>	250
<i>Business (Parity)</i>	250
<i>Centrex (Parity)</i>	250
<i>Centrex 21 (Parity)</i>	250
<i>PBX (Parity)</i>	251
<i>Basic Rate ISDN (Parity)</i>	251
<i>UNE - P (POTS) (Parity)</i>	251
<i>UNE P (Centrex) (Parity)</i>	251
<i>UNE P (Centrex 21) (Parity)</i>	252
<i>Line Sharing (Parity)</i>	252
<b>MR-6C - Mean Time to Restore (Hours:Minutes) - No dispatches</b>	<b>253</b>
<i>Residence (Parity)</i>	253
<i>Business (Parity)</i>	253
<i>Centrex (Parity)</i>	253
<i>Centrex 21 (Parity)</i>	253
<i>PBX (Parity)</i>	254
<i>Basic Rate ISDN (Parity)</i>	254
<i>UNE - P (POTS) (Parity)</i>	254
<i>UNE P (Centrex) (Parity)</i>	254
<i>UNE P (Centrex 21) (Parity)</i>	255
<i>Line Sharing (Parity)</i>	255
<b>MR-6D - Mean Time to Restore (Hours:Minutes) - Interval Zone One</b>	<b>256</b>
<i>ISDN Primary (Parity)</i>	256
<i>DS0 (Parity)</i>	256
<i>DS1 (Parity)</i>	256
<i>DS3 (Parity)</i>	256
<i>Frame Relay (Parity)</i>	257
<i>LIS Trunk (Parity)</i>	257
<i>UDIT DS1 (Parity)</i>	258
<i>UDIT Above DS1 Level (Parity)</i>	258
<i>Unbundled Loop Analog (Parity)</i>	258
<i>Unbundled Loop - 2 Wire Non-Loaded (Parity)</i>	258
<i>Unbundled Loop - 4 Wire Non-Loaded (Parity)</i>	259
<i>Unbundled Loop - DS1 Capable (Parity)</i>	259
<i>Unbundled Loop ISDN Capable (Parity)</i>	259
<i>Unbundled Loop - ADSL Qualified (Parity)</i>	259
<i>Unbundled Loop - DS3 Capable (Parity)</i>	260
<i>Qwest DSL (Parity)</i>	260
<i>E911 (Parity)</i>	260
<i>Enhanced Extended Loops (EELs) (Diagnostic)</i>	261
<b>MR-6E - Mean Time to Restore (Hours:Minutes) - Interval Zone Two</b>	<b>262</b>
<i>ISDN Primary (Parity)</i>	262
<i>DS0 (Parity)</i>	262
<i>DS1 (Parity)</i>	262

## Table of Contents

<b>Section</b>	<b>Page Number</b>
<i>DS3 (Parity)</i>	262
<i>Frame Relay (Parity)</i>	263
<i>LIS Trunk (Parity)</i>	263
<i>UDIT DS1 (Parity)</i>	264
<i>UDIT Above DS1 Level (Parity)</i>	264
<i>Unbundled Loop Analog (Parity)</i>	264
<i>Unbundled Loop - 2 Wire Non-Loaded (Parity)</i>	264
<i>Unbundled Loop - 4 Wire Non-Loaded (Parity)</i>	265
<i>Unbundled Loop - DS1 Capable (Parity)</i>	265
<i>Unbundled Loop ISDN Capable (Parity)</i>	265
<i>Unbundled Loop - ADSL Qualified (Parity)</i>	265
<i>Unbundled Loop - DS3 Capable (Parity)</i>	266
<i>Qwest DSL (Parity)</i>	266
<i>E911 (Parity)</i>	266
<i>Enhanced Extended Loops (EELs) (Diagnostic)</i>	267
<b>MR-7A - Repair Repeat Report Rate (Percent) - Dispatches within MSAs</b>	<b>268</b>
<i>Residence (Parity)</i>	268
<i>Business (Parity)</i>	268
<i>Centrex (Parity)</i>	268
<i>Centrex 21 (Parity)</i>	268
<i>PBX (Parity)</i>	269
<i>Basic Rate ISDN (Parity)</i>	269
<i>UNE - P (POTS) (Parity)</i>	269
<i>UNE P (Centrex) (Parity)</i>	269
<i>UNE P (Centrex 21) (Parity)</i>	270
<i>Line Sharing (Diagnostic)</i>	270
<b>MR-7A* - Repair Repeat Report Rate (Percent) - Dispatches within MSAs</b>	<b>271</b>
<i>Residence (Parity)</i>	271
<i>Business (Parity)</i>	271
<i>Centrex (Parity)</i>	271
<i>Centrex 21 (Parity)</i>	271
<i>PBX (Parity)</i>	272
<i>Basic Rate ISDN (Parity)</i>	272
<i>UNE - P (POTS) (Parity)</i>	272
<i>UNE P (Centrex) (Parity)</i>	272
<i>UNE P (Centrex 21) (Parity)</i>	273
<i>Line Sharing (Diagnostic)</i>	273
<b>MR-7B - Repair Repeat Report Rate (Percent) - Dispatches outside MSAs</b>	<b>274</b>
<i>Residence (Parity)</i>	274
<i>Business (Parity)</i>	274
<i>Centrex (Parity)</i>	274
<i>Centrex 21 (Parity)</i>	274
<i>PBX (Parity)</i>	275
<i>Basic Rate ISDN (Parity)</i>	275
<i>UNE - P (POTS) (Parity)</i>	275
<i>UNE P (Centrex) (Parity)</i>	275
<i>UNE P (Centrex 21) (Parity)</i>	276
<i>Line Sharing (Diagnostic)</i>	276

## Table of Contents

<b>Section</b>	<b>Page Number</b>
MR-7B* - Repair Repeat Report Rate (Percent) - Dispatches outside MSAs	277
<i>Residence (Parity)</i>	277
<i>Business (Parity)</i>	277
<i>Centrex (Parity)</i>	277
<i>Centrex 21 (Parity)</i>	277
<i>PBX (Parity)</i>	278
<i>Basic Rate ISDN (Parity)</i>	278
<i>UNE - P (POTS) (Parity)</i>	278
<i>UNE P (Centrex) (Parity)</i>	278
<i>UNE P (Centrex 21) (Parity)</i>	279
<i>Line Sharing (Diagnostic)</i>	279
MR-7C - Repair Repeat Report Rate (Percent) - No dispatches	280
<i>Residence (Parity)</i>	280
<i>Business (Parity)</i>	280
<i>Centrex (Parity)</i>	280
<i>Centrex 21 (Parity)</i>	280
<i>PBX (Parity)</i>	281
<i>Basic Rate ISDN (Parity)</i>	281
<i>UNE - P (POTS) (Parity)</i>	281
<i>UNE P (Centrex) (Parity)</i>	281
<i>UNE P (Centrex 21) (Parity)</i>	282
<i>Line Sharing (Diagnostic)</i>	282
MR-7C* - Repair Repeat Report Rate (Percent) - No dispatches	283
<i>Residence (Parity)</i>	283
<i>Business (Parity)</i>	283
<i>Centrex (Parity)</i>	283
<i>Centrex 21 (Parity)</i>	283
<i>PBX (Parity)</i>	284
<i>Basic Rate ISDN (Parity)</i>	284
<i>UNE - P (POTS) (Parity)</i>	284
<i>UNE P (Centrex) (Parity)</i>	284
<i>UNE P (Centrex 21) (Parity)</i>	285
<i>Line Sharing (Diagnostic)</i>	285
MR-7D - Repair Repeat Report Rate (Percent) - Interval Zone One	286
<i>ISDN Primary (Parity)</i>	286
<i>DS0 (Parity)</i>	286
<i>DS1 (Parity)</i>	286
<i>DS3 (Parity)</i>	286
<i>Frame Relay (Parity)</i>	287
<i>LIS Trunk (Parity)</i>	287
<i>UDIT DS1 (Parity)</i>	288
<i>UDIT Above DS1 Level (Parity)</i>	288
<i>Unbundled Loop Analog (Parity)</i>	288
<i>Unbundled Loop - 2 Wire Non-Loaded (Parity)</i>	288
<i>Unbundled Loop - 4 Wire Non-Loaded (Parity)</i>	289
<i>Unbundled Loop - DS1 Capable (Parity)</i>	289
<i>Unbundled Loop ISDN Capable (Parity)</i>	289

## Table of Contents

<b>Section</b>	<b>Page Number</b>
<i>Unbundled Loop - ADSL Qualified (Parity)</i>	289
<i>Unbundled Loop - DS3 Capable (Parity)</i>	290
<i>Qwest DSL (Parity)</i>	290
<i>E911 (Parity)</i>	290
<i>Enhanced Extended Loops (EELs) (Diagnostic)</i>	291
<b>MR-7D* - Repair Repeat Report Rate (Percent) - Interval Zone One</b>	<b>292</b>
<i>ISDN Primary (Parity)</i>	292
<i>DS0 (Parity)</i>	292
<i>DS1 (Parity)</i>	292
<i>DS3 (Parity)</i>	292
<i>Frame Relay (Parity)</i>	293
<i>LIS Trunk (Parity)</i>	293
<i>UDIT DS1 (Parity)</i>	294
<i>UDIT Above DS1 Level (Parity)</i>	294
<i>Unbundled Loop Analog (Parity)</i>	294
<i>Unbundled Loop - 2 Wire Non-Loaded (Parity)</i>	294
<i>Unbundled Loop - 4 Wire Non-Loaded (Parity)</i>	295
<i>Unbundled Loop - DS1 Capable (Parity)</i>	295
<i>Unbundled Loop ISDN Capable (Parity)</i>	295
<i>Unbundled Loop - ADSL Qualified (Parity)</i>	295
<i>Unbundled Loop - DS3 Capable (Parity)</i>	296
<i>Qwest DSL (Parity)</i>	296
<i>E911 (Parity)</i>	296
<i>Enhanced Extended Loops (EELs) (Diagnostic)</i>	297
<b>MR-7E - Repair Repeat Report Rate (Percent) - Interval Zone Two</b>	<b>298</b>
<i>ISDN Primary (Parity)</i>	298
<i>DS0 (Parity)</i>	298
<i>DS1 (Parity)</i>	298
<i>DS3 (Parity)</i>	298
<i>Frame Relay (Parity)</i>	299
<i>LIS Trunk (Parity)</i>	299
<i>UDIT DS1 (Parity)</i>	300
<i>UDIT Above DS1 Level (Parity)</i>	300
<i>Unbundled Loop Analog (Parity)</i>	300
<i>Unbundled Loop - 2 Wire Non-Loaded (Parity)</i>	300
<i>Unbundled Loop - 4 Wire Non-Loaded (Parity)</i>	301
<i>Unbundled Loop - DS1 Capable (Parity)</i>	301
<i>Unbundled Loop ISDN Capable (Parity)</i>	301
<i>Unbundled Loop - ADSL Qualified (Parity)</i>	301
<i>Unbundled Loop - DS3 Capable (Parity)</i>	302
<i>Qwest DSL (Parity)</i>	302
<i>E911 (Parity)</i>	302
<i>Enhanced Extended Loops (EELs) (Diagnostic)</i>	303
<b>MR-7E* - Repair Repeat Report Rate (Percent) - Interval Zone Two</b>	<b>304</b>
<i>ISDN Primary (Parity)</i>	304
<i>DS0 (Parity)</i>	304
<i>DS1 (Parity)</i>	304
<i>DS3 (Parity)</i>	304

## Table of Contents

<b>Section</b>	<b>Page Number</b>
<i>Frame Relay (Parity)</i>	305
<i>LIS Trunk (Parity)</i>	305
<i>UDIT DS1 (Parity)</i>	306
<i>UDIT Above DS1 Level (Parity)</i>	306
<i>Unbundled Loop Analog (Parity)</i>	306
<i>Unbundled Loop - 2 Wire Non-Loaded (Parity)</i>	306
<i>Unbundled Loop - 4 Wire Non-Loaded (Parity)</i>	307
<i>Unbundled Loop - DS1 Capable (Parity)</i>	307
<i>Unbundled Loop ISDN Capable (Parity)</i>	307
<i>Unbundled Loop - ADSL Qualified (Parity)</i>	307
<i>Unbundled Loop - DS3 Capable (Parity)</i>	308
<i>Qwest DSL (Parity)</i>	308
<i>E911 (Parity)</i>	308
<i>Enhanced Extended Loops (EELs) (Diagnostic)</i>	309
<b>MR-8 - Trouble Rate (Percent)</b>	<b>310</b>
<i>Residence (Parity)</i>	310
<i>Business (Parity)</i>	310
<i>Centrex (Parity)</i>	310
<i>Centrex 21 (Parity)</i>	310
<i>PBX (Parity)</i>	311
<i>Basic Rate ISDN (Parity)</i>	311
<i>Qwest DSL (Parity)</i>	311
<i>ISDN Primary (Parity)</i>	311
<i>DS0 (Parity)</i>	312
<i>DS1 (Parity)</i>	312
<i>DS3 (Parity)</i>	312
<i>Frame Relay (Parity)</i>	312
<i>LIS Trunk (Parity)</i>	313
<i>UNE - P (POTS) (Parity)</i>	313
<i>UNE P (Centrex) (Parity)</i>	313
<i>UNE P (Centrex 21) (Parity)</i>	313
<i>Line Sharing (Parity)</i>	314
<i>UDIT DS1 (Parity)</i>	315
<i>UDIT Above DS1 Level (Parity)</i>	315
<i>Dark Fiber - IOF (Diagnostic)</i>	315
<i>Unbundled Loop Analog (Parity)</i>	315
<i>Unbundled Loop - 2 Wire Non-Loaded (Parity)</i>	316
<i>Unbundled Loop - 4 Wire Non-Loaded (Parity)</i>	316
<i>Unbundled Loop - DS1 Capable (Parity)</i>	316
<i>Unbundled Loop ISDN Capable (Parity)</i>	316
<i>Unbundled Loop - ADSL Qualified (Parity)</i>	317
<i>Unbundled Loop - DS3 Capable (Parity)</i>	317
<i>Dark Fiber - Loop (Diagnostic)</i>	317
<i>E911 (Parity)</i>	317
<i>Enhanced Extended Loops (EELs) (Diagnostic)</i>	318
<b>MR-8* - Trouble Rate (Percent)</b>	<b>319</b>
<i>Residence (Parity)</i>	319
<i>Business (Parity)</i>	319
<i>Centrex (Parity)</i>	319

## Table of Contents

<b>Section</b>	<b>Page Number</b>
<i>Centrex 21 (Parity)</i>	319
<i>PBX (Parity)</i>	320
<i>Basic Rate ISDN (Parity)</i>	320
<i>Qwest DSL (Parity)</i>	320
<i>ISDN Primary (Parity)</i>	320
<i>DS0 (Parity)</i>	321
<i>DS1 (Parity)</i>	321
<i>DS3 (Parity)</i>	321
<i>Frame Relay (Parity)</i>	321
<i>LIS Trunk (Parity)</i>	322
<i>UNE - P (POTS) (Parity)</i>	322
<i>UNE P (Centrex) (Parity)</i>	322
<i>UNE P (Centrex 21) (Parity)</i>	322
<i>Line Sharing (Parity)</i>	323
<i>UDIT DS1 (Parity)</i>	324
<i>UDIT Above DS1 Level (Parity)</i>	324
<i>Dark Fiber - IOF (Diagnostic)</i>	324
<i>Unbundled Loop Analog (Parity)</i>	324
<i>Unbundled Loop - 2 Wire Non-Loaded (Parity)</i>	325
<i>Unbundled Loop - 4 Wire Non-Loaded (Parity)</i>	325
<i>Unbundled Loop - DS1 Capable (Parity)</i>	325
<i>Unbundled Loop ISDN Capable (Parity)</i>	325
<i>Unbundled Loop - ADSL Qualified (Parity)</i>	326
<i>Unbundled Loop - DS3 Capable (Parity)</i>	326
<i>Dark Fiber - Loop (Diagnostic)</i>	326
<i>E911 (Parity)</i>	326
<i>Enhanced Extended Loops (EELs) (Diagnostic)</i>	327
<b>MR-9A - Repair Appointments Met (Percent) - Dispatches within MSAs</b>	<b>328</b>
<i>Residence (Parity)</i>	328
<i>Business (Parity)</i>	328
<i>Centrex (Parity)</i>	328
<i>Centrex 21 (Parity)</i>	328
<i>PBX (Parity)</i>	329
<i>Basic Rate ISDN (Parity)</i>	329
<i>UNE - P (POTS) (Parity)</i>	329
<b>MR-9B - Repair Appointments Met (Percent) - Dispatches outside MSAs</b>	<b>330</b>
<i>Residence (Parity)</i>	330
<i>Business (Parity)</i>	330
<i>Centrex (Parity)</i>	330
<i>Centrex 21 (Parity)</i>	330
<i>PBX (Parity)</i>	331
<i>Basic Rate ISDN (Parity)</i>	331
<i>UNE - P (POTS) (Parity)</i>	331
<b>MR-9C - Repair Appointments Met (Percent) - No dispatches</b>	<b>332</b>
<i>Residence (Parity)</i>	332
<i>Business (Parity)</i>	332
<i>Centrex (Parity)</i>	332
<i>Centrex 21 (Parity)</i>	332

## Table of Contents

<b>Section</b>	<b>Page Number</b>
<i>PBX (Parity)</i>	333
<i>Basic Rate ISDN (Parity)</i>	333
<i>UNE - P (POTS) (Parity)</i>	333
<b>MR-10 - Customer-Related Trouble Reports (Percent)</b>	<b>334</b>
<i>Residence (Diagnostic)</i>	334
<i>Business (Diagnostic)</i>	334
<i>Centrex (Diagnostic)</i>	334
<i>Centrex 21 (Diagnostic)</i>	334
<i>PBX (Diagnostic)</i>	335
<i>Basic Rate ISDN (Diagnostic)</i>	335
<i>Qwest DSL (Diagnostic)</i>	335
<i>ISDN Primary (Diagnostic)</i>	335
<i>DS0 (Diagnostic)</i>	336
<i>DS1 (Diagnostic)</i>	336
<i>DS3 (Diagnostic)</i>	336
<i>Frame Relay (Diagnostic)</i>	336
<i>LIS Trunk (Diagnostic)</i>	337
<i>UNE - P (POTS) (Diagnostic)</i>	337
<i>UNE P (Centrex) (Diagnostic)</i>	337
<i>UNE P (Centrex 21) (Diagnostic)</i>	337
<i>UDIT DS1 (Diagnostic)</i>	338
<i>UDIT Above DS1 Level (Diagnostic)</i>	338
<i>Unbundled Loop Analog (Diagnostic)</i>	338
<i>Unbundled Loop - 2 Wire Non-Loaded (Diagnostic)</i>	338
<i>Unbundled Loop - 4 Wire Non-Loaded (Diagnostic)</i>	339
<i>Unbundled Loop - DS1 Capable (Diagnostic)</i>	339
<i>Unbundled Loop ISDN Capable (Diagnostic)</i>	339
<i>Unbundled Loop - ADSL Qualified (Diagnostic)</i>	339
<i>Unbundled Loop - DS3 Capable (Diagnostic)</i>	340
<i>E911 (Diagnostic)</i>	340
<b>MR-11 - LNP Trouble Reports Cleared</b>	<b>341</b>
<i>LNP Trouble Reports Cleared within 4 Hours (Percent) (MR-11A ) (Benchmark)</i>	341
<i>LNP Trouble Reports Cleared within 48 Hours - All Volumes (Percent) (MR-11B ) (Benchmark)</i>	341
<b>BI-1 - Time to Provide Recorded Usage Records</b>	<b>342</b>
<i>Time to Provide Usage Records (Average Days) UNEs and Resale Aggregate (BI-1A ) (Parity)</i>	342
<i>Time to Provide Usage Records (Percent) Jointly-provided Switched Access (BI-1B ) (Benchmark)</i>	343
<b>BI-1 - Time to Provide Recorded Usage Reports</b>	<b>344</b>
<i>Time to Provide Usage Records [CAT11] (Average Days) UNEs and Resale Aggregate (BI-1C-1 ) (Diagnostic)</i>	344
<i>Time to Provide Usage Records [CAT10] (Average Days) UNEs and Resale Aggregate (BI-1C-2 ) (Diagnostic)</i>	345
<b>BI-2 - Invoices Delivered within 10 Days</b>	<b>346</b>
<i>Invoices Delivered within 10 Days (Percent) All (BI-2 ) (Parity)</i>	346
<b>BI-3 - Billing Accuracy - Adjustments for Errors</b>	<b>347</b>
<i>Billing Accuracy - Adjustments for Errors (Percent) UNEs and Resale Aggregate (BI-3A ) (Parity)</i>	347
<i>Billing Accuracy - Adjustments for Errors (Percent) Reciprocal Compensation (BI-3B ) (Benchmark)</i>	348



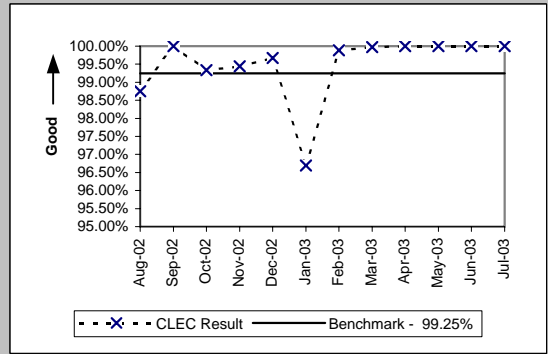
## Table of Contents

<b>Section</b>	<b>Page Number</b>
BI-4 - Billing Completeness	349
<i>Billing Completeness (Percent) UNEs and Resale Aggregate (BI-4A) (Parity)</i>	349
<i>Billing Completeness (Percent) Reciprocal Compensation (BI-4B) (Benchmark)</i>	350
BI-5 - Billing Accuracy & Claims Processing	351
<i>Billing Accuracy &amp; Claims Processing - Acknowledgment (Percent) All (BI-5A) (Benchmark)</i>	351
<i>Billing Accuracy &amp; Claims Processing - Resolution (Percent) All (BI-5B) (Benchmark)</i>	351
DB-1 - Time to Update Databases	352
<i>Time to Update Databases (Hours:Minutes) E911 (DB-1 A) (Parity)</i>	352
<i>Time to Update Databases (Avg Sec) LIDB (DB-1 B) (Parity)</i>	352
<i>Time to Update Databases (Avg Sec) Directory Listing (DB-1 C-1) (Parity)</i>	352
DB-2 - Accurate Database Updates	353
<i>Accurate Database Updates (Percent) Directory Listing (DB-2 C-1) (Parity)</i>	353
DA-1 - Speed of Answer - Directory Assistance	354
<i>Speed of Answer - Directory Assistance (Avg Sec) (DA-1) (Parity)</i>	354
OS-1 - Speed of Answer - Operator Services	355
<i>Speed of Answer - Operator Services (Avg Sec) (OS-1) (Parity)</i>	355
NI-1 - Trunk Blocking	356
<i>Trunk Blockage to Qwest Tandem Offices (NI-1A) (Benchmark)</i>	356
<i>Trunk Blockage to Qwest End Offices (NI-1B) (Benchmark)</i>	356
<i>Trunk Blockage to Qwest Tandem Offices (Percent) (NI-1C) (Diagnostic)</i>	357
<i>Trunk Blockage to Qwest End Offices (Percent) (NI-1D) (Diagnostic)</i>	357
NP-1 - NXX Code Activation	358
<i>NXX Code Activation (Percent) (NP-1A) (Parity)</i>	358
<i>NXX Code Activation - Facility Delays (Percent) (NP-1B) (Diagnostic)</i>	358
CP-1 - Collocation Completion Interval (Average Days)	359
<i>Scheduled Interval 90 Calendar Days or Less (CP-1A) (Benchmark)</i>	359
<i>Scheduled Interval 91 to 120 Calendar Days (CP-1B) (Benchmark)</i>	359
<i>Scheduled Interval 121 to 150 Calendar Days (CP-1C) (Benchmark)</i>	359
CP-2 - Collocations Completed within Scheduled Intervals (Percent)	360
<i>Non-Forecasted &amp; Late Forecasted Collocations (CP-2B) (Benchmark)</i>	360
<i>Collocations with Intervals Longer than 120 Days (CP-2C) (Benchmark)</i>	360
CP-3 - Collocation Feasibility Study Interval (Average Days)	361
<i>Collocation Feasibility Study Interval (CP-3) (Benchmark)</i>	361
CP-4 - Collocation Feasibility Study Commitments Met (Percent)	362
<i>Collocation Feasibility Study Commitments Met (CP-4) (Benchmark)</i>	362

GA-1 - Gateway Availability - IMA-GUI

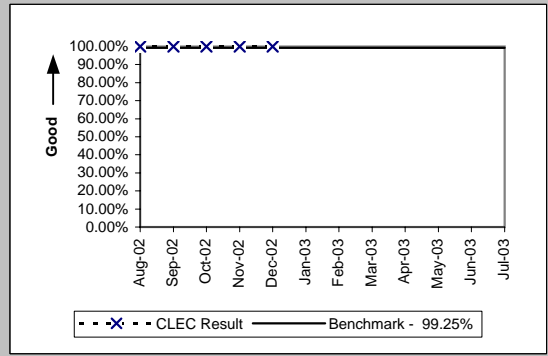
Gateway Availability - IMA-GUI (Percent) All (GA-1 A) (Benchmark)

Date	Numerator	Denominator	CLEC Result
Aug-02	28972	29340	98.75%
Sep-02	28080	28080	100.00%
Oct-02	29680	29880	99.33%
Nov-02	28102	28260	99.44%
Dec-02	29065	29160	99.67%
Jan-03	28544	29520	96.69%
Feb-03	26610	26640	99.89%
Mar-03	28973	28980	99.98%
Apr-03	28440	28440	100.00%
May-03	29700	29700	100.00%
Jun-03	28080	28080	100.00%
Jul-03	29880	29880	100.00%



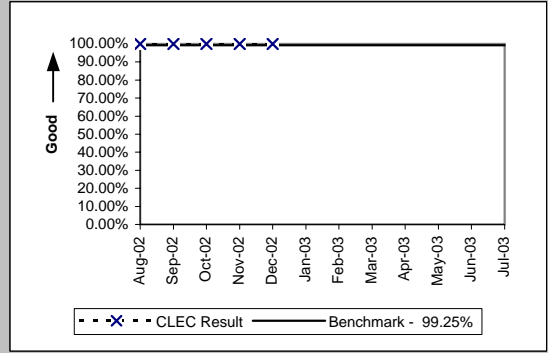
Gateway Availability - IMA-GUI (Percent) Fetch-n-Stuff (GA-1 B) (Benchmark)

Date	Numerator	Denominator	CLEC Result
Aug-02	29700	29700	100.00%
Sep-02	28080	28080	100.00%
Oct-02	29880	29880	100.00%
Nov-02	28620	28620	100.00%
Dec-02	16920	16920	100.00%
Jan-03			
Feb-03			
Mar-03			
Apr-03			
May-03			
Jun-03			
Jul-03			



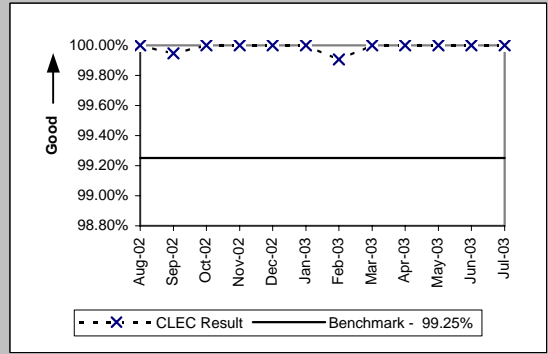
Gateway Availability - IMA-GUI (Percent) Data Arbiter (GA-1 C) (Benchmark)

Date	Numerator	Denominator	CLEC Result
Aug-02	118752	118800	99.96%
Sep-02	112320	112320	100.00%
Oct-02	119520	119520	100.00%
Nov-02	114480	114480	100.00%
Dec-02	67680	67680	100.00%
Jan-03			
Feb-03			
Mar-03			
Apr-03			
May-03			
Jun-03			
Jul-03			



Gateway Availability - IMA-GUI (Percent) SIA (GA-1 D) (Benchmark)

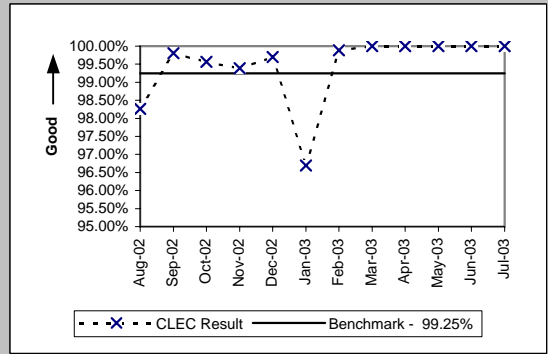
Date	Numerator	Denominator	CLEC Result
Aug-02	29700	29700	100.00%
Sep-02	28065	28080	99.95%
Oct-02	29880	29880	100.00%
Nov-02	28620	28620	100.00%
Dec-02	29160	29160	100.00%
Jan-03	29880	29880	100.00%
Feb-03	26615	26640	99.91%
Mar-03	28980	28980	100.00%
Apr-03	28800	28800	100.00%
May-03	29700	29700	100.00%
Jun-03	28080	28080	100.00%
Jul-03	29880	29880	100.00%



CLEC caused some IMA-bound internet traffic to get improperly rerouted to their routers instead of Qwest's, in August 2002 (GA-1A).

GA-2 - Gateway Availability - IMA-EDI

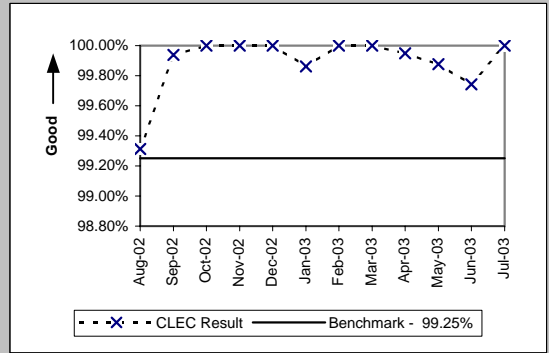
Gateway Availability - IMA-EDI (Percent) (GA-2 ) (Benchmark)				
Date	Numerator	Denominator	CLEC Result	
Aug-02	28829	29340	98.26%	
Sep-02	28025	28080	99.80%	
Oct-02	29750	29880	99.56%	
Nov-02	28088	28260	99.39%	
Dec-02	29071	29160	99.69%	
Jan-03	28544	29520	96.69%	
Feb-03	26610	26640	99.89%	
Mar-03	28980	28980	100.00%	
Apr-03	28440	28440	100.00%	
May-03	29700	29700	100.00%	
Jun-03	28080	28080	100.00%	
Jul-03	29880	29880	100.00%	



CLEC caused some IMA-bound internet traffic to get improperly rerouted to their routers instead of Qwest's, in August 2002 (GA-2).

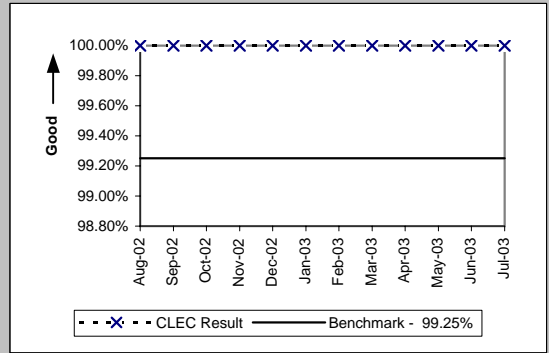
GA-3 - Gateway Availability - EB-TA

Gateway Availability - EB-TA (Percent) (GA-3) (Benchmark)				
Date	Numerator	Denominator	CLEC Result	
Aug-02	42724	43020	99.31%	
Sep-02	41015	41040	99.94%	
Oct-02	42240	42240	100.00%	
Nov-02	41580	41580	100.00%	
Dec-02	42240	42240	100.00%	
Jan-03	43140	43200	99.86%	
Feb-03	38880	38880	100.00%	
Mar-03	42600	42600	100.00%	
Apr-03	41739	41760	99.95%	
May-03	43087	43140	99.88%	
Jun-03	40815	40920	99.74%	
Jul-03	43200	43200	100.00%	



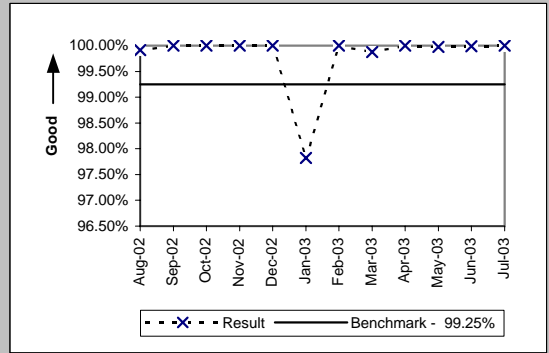
GA-4 - System Availability - EXACT

System Availability - EXACT (Percent) (GA-4) (Benchmark)				
Date	Numerator	Denominator	CLEC Result	
Aug-02	22500	22500	100.00%	
Sep-02	21060	21060	100.00%	
Oct-02	22860	22860	100.00%	
Nov-02	21600	21600	100.00%	
Dec-02	21960	21960	100.00%	
Jan-03	22860	22860	100.00%	
Feb-03	20160	20160	100.00%	
Mar-03	21600	21600	100.00%	
Apr-03	21960	21960	100.00%	
May-03	22500	22500	100.00%	
Jun-03	21060	21060	100.00%	
Jul-03	22860	22860	100.00%	



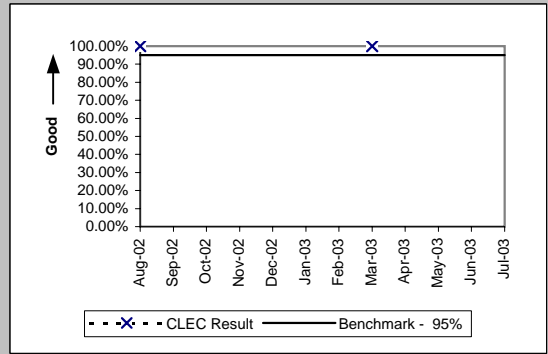
GA-6 - Gateway Availability - GUI - Repair

Gateway Availability - GUI - Repair (Percent) (GA-6) (Benchmark)				
Date	Numerator	Denominator	Result	
Aug-02	38922	38955	99.92%	
Sep-02	37185	37185	100.00%	
Oct-02	38670	38670	100.00%	
Nov-02	37290	37290	100.00%	
Dec-02	38550	38550	100.00%	
Jan-03	38223	39075	97.82%	
Feb-03	35160	35160	100.00%	
Mar-03	38323	38370	99.88%	
Apr-03	37410	37410	100.00%	
May-03	38945	38955	99.97%	
Jun-03	37540	37545	99.99%	
Jul-03	39075	39075	100.00%	



GA-7 - Timely Outage Resolution following Software Releases

Timely Outage Resolution following Software Releases (Percent) (GA-7) (Benchmark)			
Date	CLEC Num	CLEC Denom	CLEC Result
Aug-02	1	1	100.00%
Sep-02	0	0	
Oct-02	0	0	
Nov-02	0	0	
Dec-02	0	0	
Jan-03	0	0	
Feb-03	0	0	
Mar-03	1	1	100.00%
Apr-03	0	0	
May-03	0	0	
Jun-03	0	0	
Jul-03	0	0	

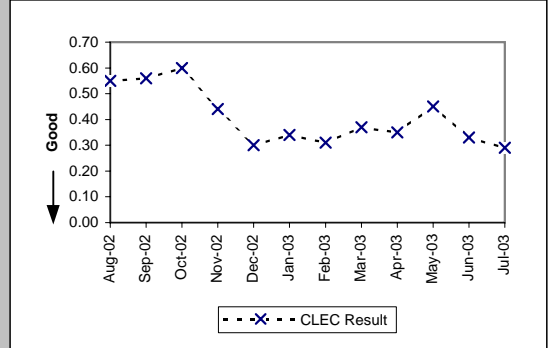


If the outage volume is less than 20 in the reporting month, the standard is 1 miss

PO-1 - Pre-Order/Order Response Times

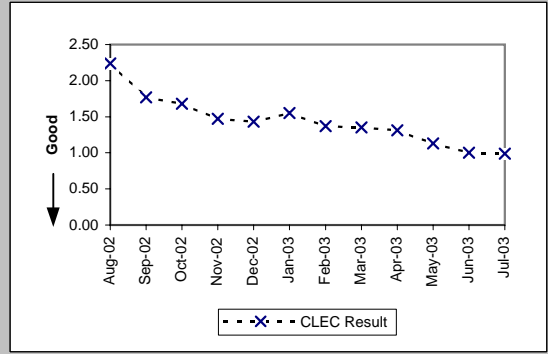
Pre-Order Response Times (Appt. Scheduler) (Avg Sec) IMA Request (PO-1 A-1(a)) (Diagnostic)

Date	Numerator	Denominator	CLEC Result	Standard Dev
Aug-02	1353	2460	0.55	0.20
Sep-02	1196.72	2137	0.56	0.12
Oct-02	1212	2020	0.60	0.23
Nov-02	909.48	2067	0.44	0.33
Dec-02	715.5	2385	0.30	0.28
Jan-03	794.92	2338	0.34	0.62
Feb-03	667.74	2154	0.31	0.46
Mar-03	917.6	2480	0.37	0.72
Apr-03	852.25	2435	0.35	0.31
May-03	1044	2320	0.45	1.03
Jun-03	790.68	2396	0.33	0.50
Jul-03	760.67	2623	0.29	0.19



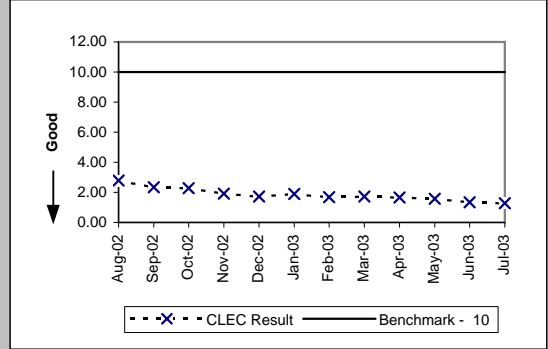
Pre-Order Response Times (Appt. Scheduler) (Avg Sec) IMA Response/Accept (PO-1 A-1(b,c)) (Diagnostic)

Date	Numerator	Denominator	CLEC Result	Standard Dev
Aug-02	5510.4	2460	2.24	0.99
Sep-02	3782.49	2137	1.77	1.13
Oct-02	3393.6	2020	1.68	1.99
Nov-02	3038.49	2067	1.47	0.99
Dec-02	3410.55	2385	1.43	1.63
Jan-03	3623.9	2338	1.55	2.37
Feb-03	2950.98	2154	1.37	0.92
Mar-03	3348	2480	1.35	0.80
Apr-03	3189.85	2435	1.31	0.72
May-03	2621.6	2320	1.13	1.06
Jun-03	2396	2396	1.00	1.32
Jul-03	2596.77	2623	0.99	0.55



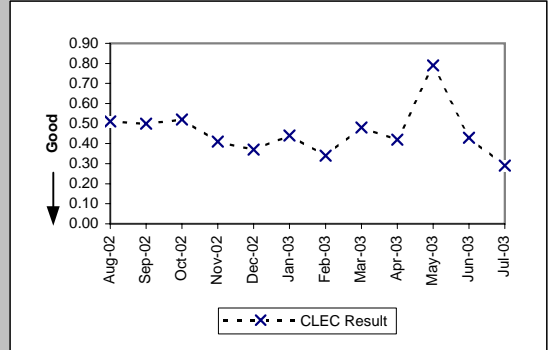
Pre-Order Response Times (Appt. Scheduler) (Avg Sec) IMA Aggregate (PO-1 A-1 Total) (Benchmark)

Date	Numerator	Denominator	CLEC Result	Standard Dev
Aug-02	6863.4	2460	2.79	
Sep-02	4979.21	2137	2.33	
Oct-02	4605.6	2020	2.28	
Nov-02	3947.97	2067	1.91	
Dec-02	4126.05	2385	1.73	
Jan-03	4418.82	2338	1.89	
Feb-03	3618.72	2154	1.68	
Mar-03	4265.6	2480	1.72	
Apr-03	4042.1	2435	1.66	
May-03	3665.6	2320	1.58	
Jun-03	3186.68	2396	1.33	
Jul-03	3357.44	2623	1.28	



Pre-Order Response Times (Service Availability) (Avg Sec) IMA Request (PO-1 A-2(a)) (Diagnostic)

Date	Numerator	Denominator	CLEC Result	Standard Dev
Aug-02	1909.08	3738	0.51	0.29
Sep-02	1725.51	3447	0.50	0.09
Oct-02	2039.53	3887	0.52	0.26
Nov-02	1552.83	3762	0.41	1.08
Dec-02	1560.65	4271	0.37	0.90
Jan-03	1870.28	4265	0.44	1.51
Feb-03	1374.12	4095	0.34	0.87
Mar-03	2163.78	4504	0.48	1.38
Apr-03	1783.03	4240	0.42	0.70
May-03	3323.91	4195	0.79	3.19
Jun-03	1802.4	4229	0.43	1.15
Jul-03	1254.61	4329	0.29	0.65

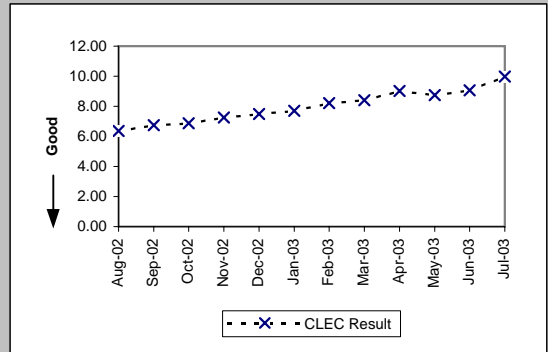




PO-1 - Pre-Order/Order Response Times

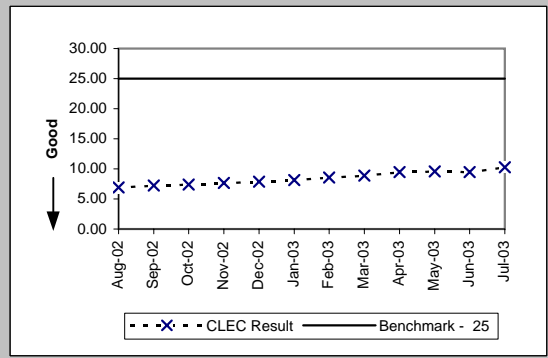
Pre-Order Response Times (Service Availability) (Avg Sec) IMA Response (PO-1 A-2(b)) (Diagnostic)

Date	Numerator	Denominator	CLEC Result	Standard Dev
Aug-02	23827.31	3738	6.37	6.12
Sep-02	23268.3	3447	6.75	6.66
Oct-02	26711.35	3887	6.87	6.82
Nov-02	27276.78	3762	7.25	7.24
Dec-02	32005.77	4271	7.49	7.60
Jan-03	32867.53	4265	7.71	7.68
Feb-03	33638.36	4095	8.21	7.60
Mar-03	37811.82	4504	8.40	7.74
Apr-03	38298.32	4240	9.03	7.92
May-03	36725.28	4195	8.75	7.47
Jun-03	38309.67	4229	9.06	7.93
Jul-03	43189.51	4329	9.98	8.34



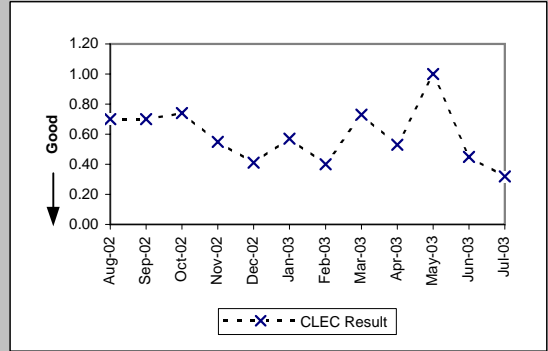
Pre-Order Response Times (Service Availability) (Avg Sec) IMA Aggregate (PO-1 A-2 Total) (Benchmark)

Date	Numerator	Denominator	CLEC Result	Standard Dev
Aug-02	25736.39	3738	6.89	
Sep-02	24993.81	3447	7.25	
Oct-02	28750.88	3887	7.40	
Nov-02	28829.61	3762	7.66	
Dec-02	33566.42	4271	7.86	
Jan-03	34737.81	4265	8.14	
Feb-03	35012.48	4095	8.55	
Mar-03	39975.6	4504	8.88	
Apr-03	40081.35	4240	9.45	
May-03	40049.19	4195	9.55	
Jun-03	40112.07	4229	9.48	
Jul-03	44444.12	4329	10.27	



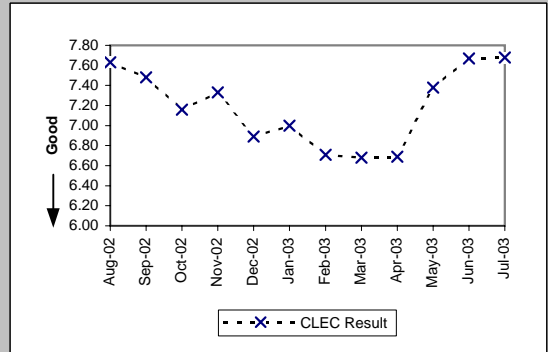
Pre-Order Response Times (Facility Check) (Avg Sec) IMA Request (PO-1 A-3(a)) (Diagnostic)

Date	Numerator	Denominator	CLEC Result	Standard Dev
Aug-02	483	690	0.70	0.14
Sep-02	400.4	572	0.70	0.07
Oct-02	481.74	651	0.74	0.15
Nov-02	399.85	727	0.55	1.23
Dec-02	351.37	857	0.41	1.01
Jan-03	497.61	873	0.57	1.96
Feb-03	337.6	844	0.40	2.13
Mar-03	629.99	863	0.73	1.94
Apr-03	444.67	839	0.53	1.10
May-03	788	788	1.00	3.46
Jun-03	365.85	813	0.45	1.38
Jul-03	288.64	902	0.32	1.25



Pre-Order Response Times (Facility Check) (Avg Sec) IMA Response (PO-1 A-3(b)) (Diagnostic)

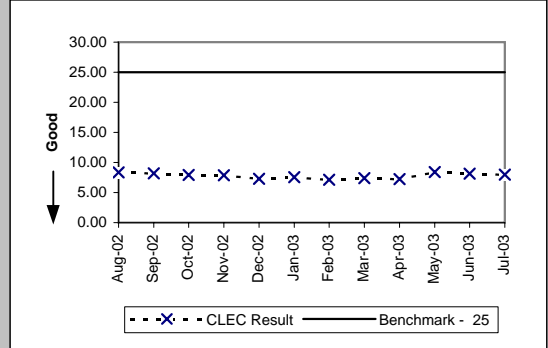
Date	Numerator	Denominator	CLEC Result	Standard Dev
Aug-02	5264.7	690	7.63	3.60
Sep-02	4278.56	572	7.48	4.81
Oct-02	4661.16	651	7.16	3.85
Nov-02	5328.91	727	7.33	5.28
Dec-02	5904.73	857	6.89	3.87
Jan-03	6111	873	7.00	3.73
Feb-03	5663.24	844	6.71	3.01
Mar-03	5764.84	863	6.68	2.83
Apr-03	5612.91	839	6.69	3.76
May-03	5815.44	788	7.38	3.38
Jun-03	6235.71	813	7.67	3.55
Jul-03	6927.36	902	7.68	3.34



PO-1 - Pre-Order/Order Response Times

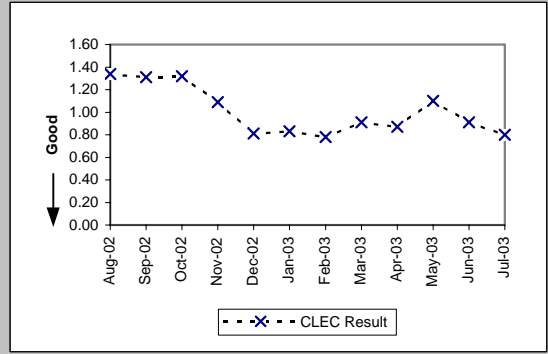
Pre-Order Response Times (Facility Check) (Avg Sec) IMA Aggregate (PO-1 A-3 Total) (Benchmark)

Date	Numerator	Denominator	CLEC Result	Standard Dev
Aug-02	5747.7	690	8.33	
Sep-02	4678.96	572	8.18	
Oct-02	5142.9	651	7.90	
Nov-02	5728.76	727	7.88	
Dec-02	6256.1	857	7.30	
Jan-03	6608.61	873	7.57	
Feb-03	6000.84	844	7.11	
Mar-03	6394.83	863	7.41	
Apr-03	6057.58	839	7.22	
May-03	6603.44	788	8.38	
Jun-03	6601.56	813	8.12	
Jul-03	7216	902	8.00	



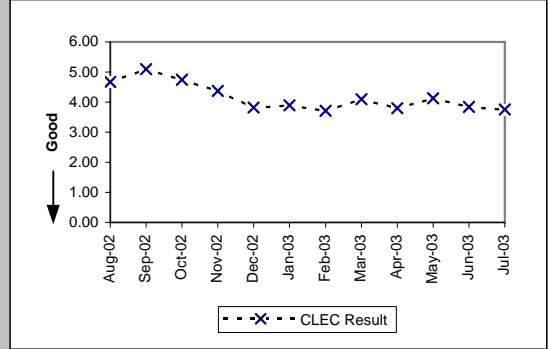
Pre-Order Response Times (Address Validation) (Avg Sec) IMA Request (PO-1 A-4(a)) (Diagnostic)

Date	Numerator	Denominator	CLEC Result	Standard Dev
Aug-02	8529.74	6366	1.34	0.80
Sep-02	9423.12	7185	1.31	0.22
Oct-02	11201.85	8471	1.32	0.41
Nov-02	9215.81	8442	1.09	1.41
Dec-02	7974.72	9793	0.81	1.59
Jan-03	8073.03	9726	0.83	2.26
Feb-03	6549.7	8364	0.78	1.75
Mar-03	8271.13	9122	0.91	2.09
Apr-03	7379.27	8486	0.87	1.29
May-03	8875.3	8085	1.10	3.83
Jun-03	7376.28	8069	0.91	2.44
Jul-03	7118.93	8890	0.80	1.17



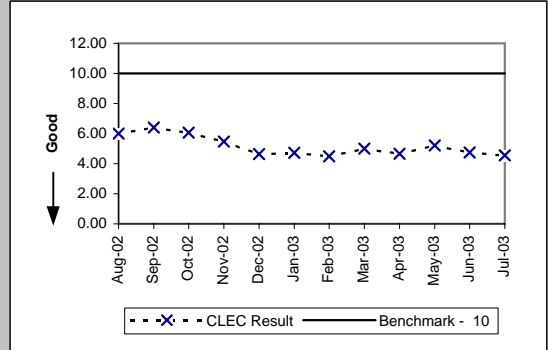
Pre-Order Response Times (Address Validation) (Avg Sec) IMA Response (PO-1 A-4(b)) (Diagnostic)

Date	Numerator	Denominator	CLEC Result	Standard Dev
Aug-02	29756.11	6366	4.67	1.85
Sep-02	36632.85	7185	5.10	3.44
Oct-02	40235.25	8471	4.75	1.85
Nov-02	36933.66	8442	4.37	2.96
Dec-02	37442.08	9793	3.82	2.78
Jan-03	37834.67	9726	3.89	3.61
Feb-03	30988.98	8364	3.71	2.45
Mar-03	37426.15	9122	4.10	3.89
Apr-03	32220.73	8486	3.80	2.59
May-03	33355.93	8085	4.13	5.46
Jun-03	30978.96	8069	3.84	3.24
Jul-03	33391.62	8890	3.76	2.12



Pre-Order Response Times (Address Validation) (Avg Sec) IMA Aggregate (PO-1 A-4 Total) (Benchmark)

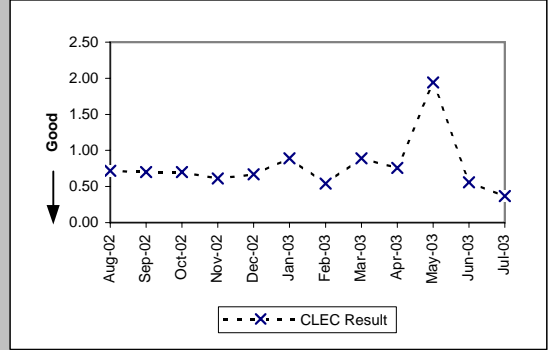
Date	Numerator	Denominator	CLEC Result	Standard Dev
Aug-02	38285.85	6366	6.01	
Sep-02	46055.97	7185	6.41	
Oct-02	51437.1	8471	6.07	
Nov-02	46149.47	8442	5.47	
Dec-02	45416.8	9793	4.64	
Jan-03	45907.7	9726	4.72	
Feb-03	37538.68	8364	4.49	
Mar-03	45697.28	9122	5.01	
Apr-03	39600	8486	4.67	
May-03	42231.23	8085	5.22	
Jun-03	38355.24	8069	4.75	
Jul-03	40510.55	8890	4.56	



PO-1 - Pre-Order/Order Response Times

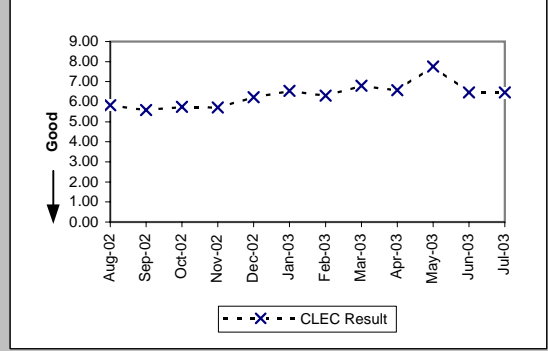
Pre-Order Response Times (Get CSR) (Avg Sec) IMA Request (PO-1 A-5(a)) (Diagnostic)

Date	Numerator	Denominator	CLEC Result	Standard Dev
Aug-02	686.39	954	0.72	0.22
Sep-02	595.45	856	0.70	0.10
Oct-02	735.15	1049	0.70	0.19
Nov-02	651.62	1069	0.61	1.37
Dec-02	764.17	1134	0.67	1.68
Jan-03	1030.38	1162	0.89	2.53
Feb-03	687.86	1268	0.54	1.85
Mar-03	1211.62	1354	0.89	2.06
Apr-03	882.16	1155	0.76	1.79
May-03	1927.01	991	1.94	4.36
Jun-03	635.81	1136	0.56	1.53
Jul-03	490.53	1315	0.37	1.54



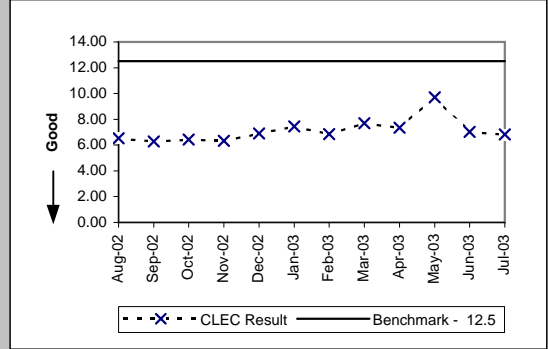
Pre-Order Response Times (Get CSR) (Avg Sec) IMA Response (PO-1 A-5(b)) (Diagnostic)

Date	Numerator	Denominator	CLEC Result	Standard Dev
Aug-02	5554.92	954	5.82	2.70
Sep-02	4783.14	856	5.59	1.78
Oct-02	6021.47	1049	5.74	2.08
Nov-02	6107.13	1069	5.71	2.45
Dec-02	7050.23	1134	6.22	2.36
Jan-03	7609.42	1162	6.55	3.29
Feb-03	7997.41	1268	6.31	2.94
Mar-03	9202.32	1354	6.80	3.36
Apr-03	7591.36	1155	6.57	3.02
May-03	7694.54	991	7.76	4.85
Jun-03	7335.02	1136	6.46	2.67
Jul-03	8488.67	1315	6.46	2.59



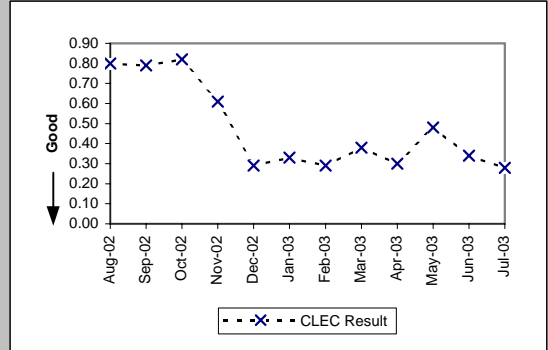
Pre-Order Response Times (Get CSR) (Avg Sec) IMA Aggregate (PO-1 A-5 Total) (Benchmark)

Date	Numerator	Denominator	CLEC Result	Standard Dev
Aug-02	6241.31	954	6.54	
Sep-02	5378.59	856	6.28	
Oct-02	6756.62	1049	6.44	
Nov-02	6758.75	1069	6.32	
Dec-02	7814.4	1134	6.89	
Jan-03	8639.8	1162	7.44	
Feb-03	8685.27	1268	6.85	
Mar-03	10413.94	1354	7.69	
Apr-03	8473.52	1155	7.34	
May-03	9621.55	991	9.71	
Jun-03	7970.83	1136	7.02	
Jul-03	8979.2	1315	6.83	



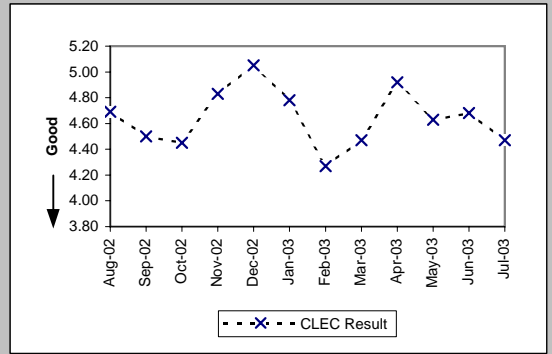
Pre-Order Response Times (TN Reservation) (Avg Sec) IMA Request (PO-1 A-6(a)) (Diagnostic)

Date	Numerator	Denominator	CLEC Result	Standard Dev
Aug-02	1243.54	1560	0.80	0.32
Sep-02	1024.2	1300	0.79	0.10
Oct-02	1049.46	1274	0.82	0.22
Nov-02	775.33	1266	0.61	0.41
Dec-02	396.92	1370	0.29	0.10
Jan-03	417.65	1276	0.33	0.51
Feb-03	405.8	1392	0.29	0.03
Mar-03	521.47	1377	0.38	0.74
Apr-03	413.85	1392	0.30	0.08
May-03	552.23	1149	0.48	1.40
Jun-03	444.34	1310	0.34	0.61
Jul-03	418.07	1479	0.28	0.06

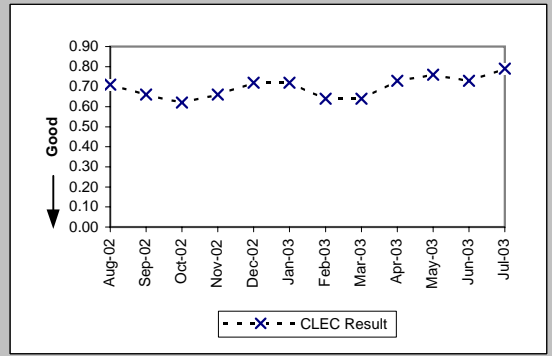


PO-1 - Pre-Order/Order Response Times

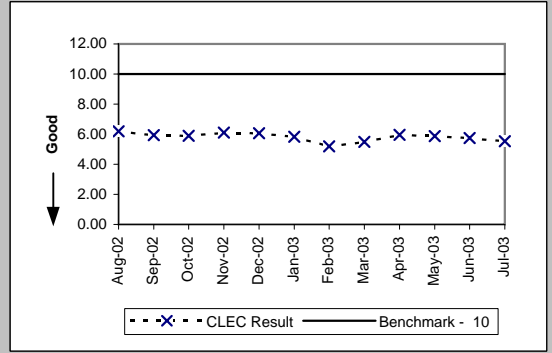
Pre-Order Response Times (TN Reservation) (Avg Sec) IMA Response (PO-1 A-6(b)) (Diagnostic)					
Date	Numerator	Denominator	CLEC Result	Standard Dev	
Aug-02	7315.29	1560	4.69	1.96	
Sep-02	5849.67	1300	4.50	1.82	
Oct-02	5667.25	1274	4.45	2.62	
Nov-02	6119.71	1266	4.83	2.78	
Dec-02	6922.34	1370	5.05	2.59	
Jan-03	6101.12	1276	4.78	2.00	
Feb-03	5939.29	1392	4.27	1.70	
Mar-03	6151.51	1377	4.47	2.43	
Apr-03	6855.59	1392	4.92	2.49	
May-03	5320.21	1149	4.63	2.14	
Jun-03	6127.57	1310	4.68	2.33	
Jul-03	6617.57	1479	4.47	2.03	



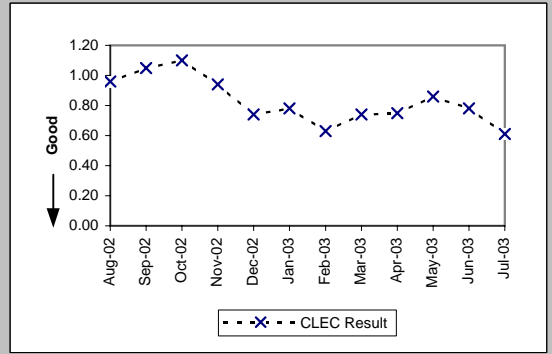
Pre-Order Response Times (TN Reservation) (Avg Sec) IMA Accept (PO-1 A-6(c)) (Diagnostic)					
Date	Numerator	Denominator	CLEC Result	Standard Dev	
Aug-02	1109.98	1560	0.71	0.72	
Sep-02	851.68	1300	0.66	0.18	
Oct-02	794	1274	0.62	0.23	
Nov-02	837.3	1266	0.66	0.28	
Dec-02	984.95	1370	0.72	0.16	
Jan-03	915.01	1276	0.72	0.24	
Feb-03	886.44	1392	0.64	0.17	
Mar-03	881.7	1377	0.64	0.24	
Apr-03	1014.47	1392	0.73	0.23	
May-03	870.46	1149	0.76	0.41	
Jun-03	958.88	1310	0.73	0.17	
Jul-03	1163.07	1479	0.79	0.26	



Pre-Order Response Times (TN Reservation) (Avg Sec) IMA Aggregate (PO-1 A-6 Total) (Benchmark)					
Date	Numerator	Denominator	CLEC Result	Standard Dev	
Aug-02	9668.81	1560	6.20		
Sep-02	7725.55	1300	5.94		
Oct-02	7510.71	1274	5.90		
Nov-02	7732.34	1266	6.11		
Dec-02	8304.21	1370	6.06		
Jan-03	7433.78	1276	5.83		
Feb-03	7231.53	1392	5.20		
Mar-03	7554.68	1377	5.49		
Apr-03	8283.91	1392	5.95		
May-03	6742.9	1149	5.87		
Jun-03	7530.79	1310	5.75		
Jul-03	8198.71	1479	5.54		

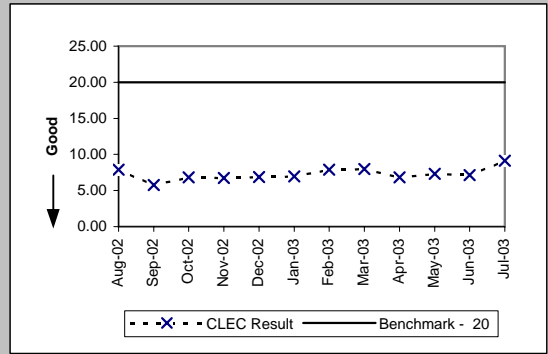


Pre-Order Response Times (Loop Qualification Tools) (Avg Sec) IMA Request (PO-1 A-7(a)) (Diagnostic)					
Date	Numerator	Denominator	CLEC Result	Standard Dev	
Aug-02	3066.85	3197	0.96	0.45	
Sep-02	1888.66	1794	1.05	0.15	
Oct-02	3607.39	3271	1.10	0.20	
Nov-02	3048.64	3255	0.94	0.71	
Dec-02	2794.57	3777	0.74	0.80	
Jan-03	2964.43	3816	0.78	1.29	
Feb-03	2315.97	3669	0.63	0.60	
Mar-03	2923.8	3949	0.74	1.25	
Apr-03	2709.64	3614	0.75	0.66	
May-03	2993.16	3466	0.86	2.03	
Jun-03	2775.64	3561	0.78	1.25	
Jul-03	2383.51	3935	0.61	0.49	

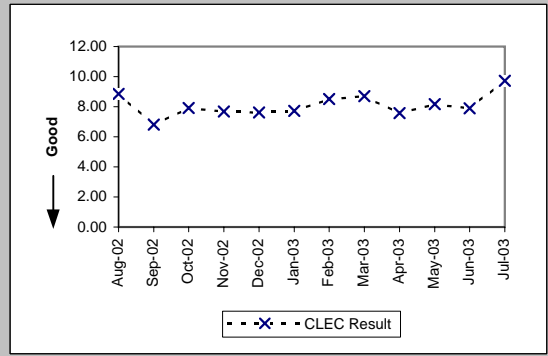


PO-1 - Pre-Order/Order Response Times

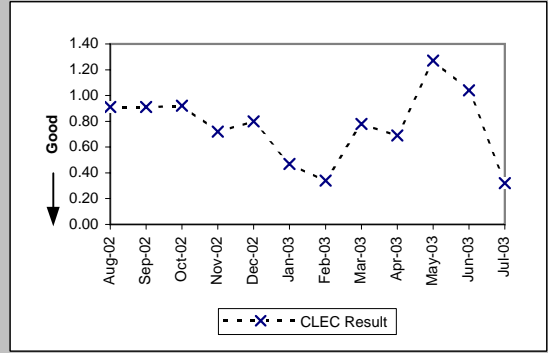
Pre-Order Response Times (Loop Qualification Tools) (Avg Sec) IMA Response (PO-1 A-7(b)) (Benchmark)				
Date	Numerator	Denominator	CLEC Result	Standard Dev
Aug-02	25254.07	3197	7.90	4.02
Sep-02	10310.12	1794	5.75	4.37
Oct-02	22294.57	3271	6.82	9.31
Nov-02	21933.43	3255	6.74	9.02
Dec-02	25981.04	3777	6.88	7.68
Jan-03	26480.49	3816	6.94	7.43
Feb-03	28921.84	3669	7.88	7.10
Mar-03	31458.32	3949	7.97	7.50
Apr-03	24684.83	3614	6.83	5.62
May-03	25320.1	3466	7.31	7.65
Jun-03	25347.64	3561	7.12	5.39
Jul-03	35847.55	3935	9.11	10.23



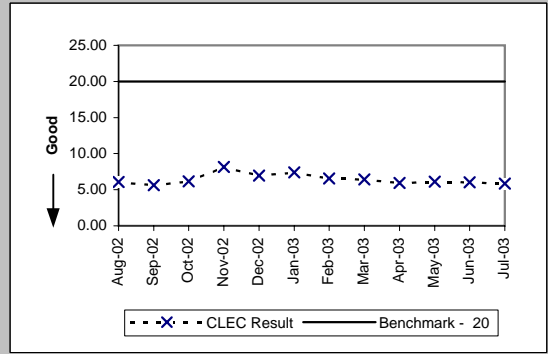
Pre-Order Response Times (Loop Qualification Tools) (Avg Sec) IMA Aggregate (PO-1 A-7 Total) (Diagnostic)				
Date	Numerator	Denominator	CLEC Result	Standard Dev
Aug-02	28320.92	3197	8.86	
Sep-02	12198.78	1794	6.80	
Oct-02	25901.96	3271	7.92	
Nov-02	24982.07	3255	7.68	
Dec-02	28775.61	3777	7.62	
Jan-03	29444.92	3816	7.72	
Feb-03	31237.81	3669	8.51	
Mar-03	34382.12	3949	8.71	
Apr-03	27394.47	3614	7.58	
May-03	28313.26	3466	8.17	
Jun-03	28123.28	3561	7.90	
Jul-03	38231.06	3935	9.72	



Pre-Order Response Times (Resale of Qwest DSL Qualification) (Avg Sec) IMA Request (PO-1 A-8(a)) (Diagnostic)				
Date	Numerator	Denominator	CLEC Result	Standard Dev
Aug-02	381.29	419	0.91	0.53
Sep-02	330.33	363	0.91	0.06
Oct-02	391.92	426	0.92	0.09
Nov-02	280.8	390	0.72	0.95
Dec-02	389.6	487	0.80	2.14
Jan-03	225.6	480	0.47	1.66
Feb-03	151.64	446	0.34	1.48
Mar-03	387.66	497	0.78	2.28
Apr-03	347.76	504	0.69	1.26
May-03	567.69	447	1.27	3.55
Jun-03	455.52	438	1.04	2.73
Jul-03	170.56	533	0.32	0.49

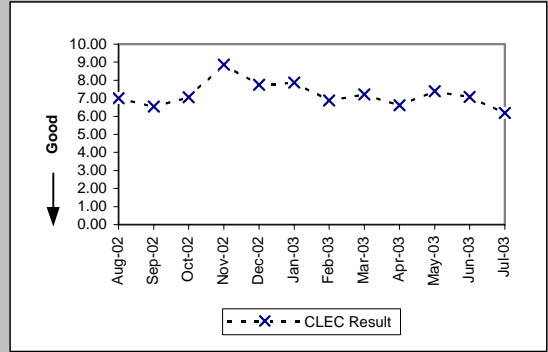


Pre-Order Response Times (Resale of Qwest DSL Qualification) (Avg Sec) IMA Response (PO-1 A-8(b)) (Benchmark)				
Date	Numerator	Denominator	CLEC Result	Standard Dev
Aug-02	2551.71	419	6.09	7.80
Sep-02	2043.69	363	5.63	6.76
Oct-02	2615.64	426	6.14	9.93
Nov-02	3174.6	390	8.14	15.63
Dec-02	3379.78	487	6.94	7.35
Jan-03	3552	480	7.40	10.25
Feb-03	2916.84	446	6.54	7.30
Mar-03	3200.68	497	6.44	7.22
Apr-03	2988.72	504	5.93	7.49
May-03	2740.11	447	6.13	7.41
Jun-03	2645.52	438	6.04	8.30
Jul-03	3128.71	533	5.87	8.19

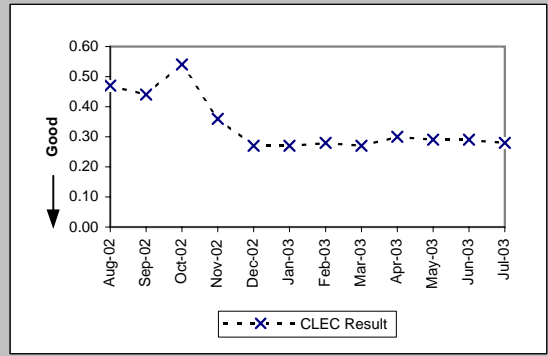


PO-1 - Pre-Order/Order Response Times

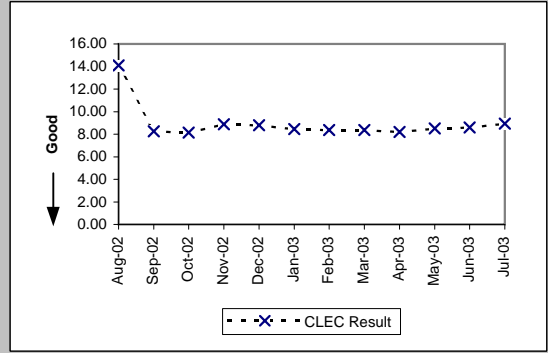
Pre-Order Response Times (Resale of Qwest DSL Qualification) (Avg Sec) IMA Aggregate (PO-1 A-8 Total) (Diagnostic)				
Date	Numerator	Denominator	CLEC Result	Standard Dev
Aug-02	2933	419	7.00	
Sep-02	2374.02	363	6.54	
Oct-02	3007.56	426	7.06	
Nov-02	3455.4	390	8.86	
Dec-02	3769.38	487	7.74	
Jan-03	3777.6	480	7.87	
Feb-03	3068.48	446	6.88	
Mar-03	3588.34	497	7.22	
Apr-03	3336.48	504	6.62	
May-03	3307.8	447	7.40	
Jun-03	3101.04	438	7.08	
Jul-03	3299.27	533	6.19	



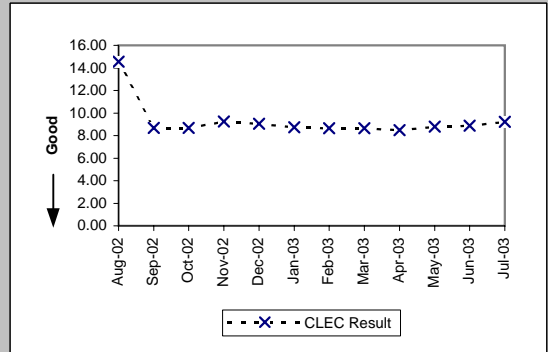
Pre-Order Response Times (Connecting Facility Assignment) (Avg Sec) IMA Request (PO-1 A-9(a)) (Diagnostic)				
Date	Numerator	Denominator	CLEC Result	Standard Dev
Aug-02	995.47	2135	0.47	0.30
Sep-02	449.39	1018	0.44	0.08
Oct-02	457.65	845	0.54	0.34
Nov-02	326.16	898	0.36	0.18
Dec-02	271.36	1007	0.27	0.04
Jan-03	270.2	983	0.27	0.04
Feb-03	262.92	938	0.28	0.05
Mar-03	292.81	1067	0.27	0.05
Apr-03	242.4	817	0.30	0.03
May-03	303.38	1047	0.29	0.05
Jun-03	281.55	972	0.29	0.03
Jul-03	297.37	1060	0.28	0.04



Pre-Order Response Times (Connecting Facility Assignment) (Avg Sec) IMA Response (PO-1 A-9(b)) (Diagnostic)				
Date	Numerator	Denominator	CLEC Result	Standard Dev
Aug-02	30096.43	2135	14.10	5.98
Sep-02	8398.01	1018	8.25	3.04
Oct-02	6868.01	845	8.13	4.62
Nov-02	7983.31	898	8.89	3.80
Dec-02	8856.22	1007	8.79	3.63
Jan-03	8310.19	983	8.45	4.21
Feb-03	7859.64	938	8.38	3.87
Mar-03	8946.76	1067	8.38	4.42
Apr-03	6693.06	817	8.19	4.07
May-03	8912.11	1047	8.51	4.24
Jun-03	8347.51	972	8.59	3.20
Jul-03	9484.07	1060	8.95	4.69



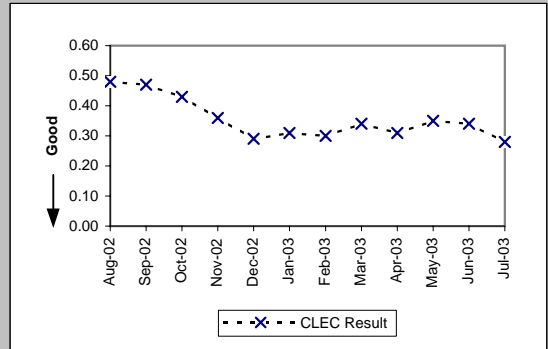
Pre-Order Response Times (Connecting Facility Assignment) (Avg Sec) IMA Aggregate (PO-1 A-9 Total) (Benchmark)				
Date	Numerator	Denominator	CLEC Result	Standard Dev
Aug-02	31091.9	2135	14.56	
Sep-02	8847.4	1018	8.69	
Oct-02	7325.66	845	8.67	
Nov-02	8309.47	898	9.25	
Dec-02	9127.58	1007	9.06	
Jan-03	8580.39	983	8.73	
Feb-03	8122.56	938	8.66	
Mar-03	9239.57	1067	8.66	
Apr-03	6935.46	817	8.49	
May-03	9215.49	1047	8.80	
Jun-03	8629.06	972	8.88	
Jul-03	9781.44	1060	9.23	



PO-1 - Pre-Order/Order Response Times

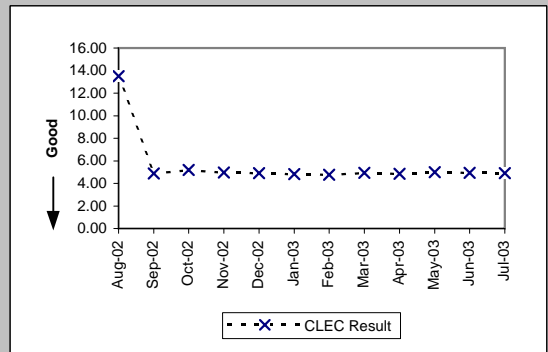
Pre-Order Response Times (Meet Point Inquiry) (Avg Sec) IMA Request (PO-1 A-10(a)) (Diagnostic)

Date	Numerator	Denominator	CLEC Result	Standard Dev
Aug-02	239.23	494	0.48	0.23
Sep-02	158.81	340	0.47	0.08
Oct-02	241.85	564	0.43	0.10
Nov-02	195.07	539	0.36	0.23
Dec-02	175.27	614	0.29	0.24
Jan-03	193.3	624	0.31	0.35
Feb-03	176.79	580	0.30	0.21
Mar-03	222.91	659	0.34	0.40
Apr-03	193.4	630	0.31	0.11
May-03	221.4	630	0.35	0.51
Jun-03	220.17	655	0.34	0.25
Jul-03	189.9	683	0.28	0.17



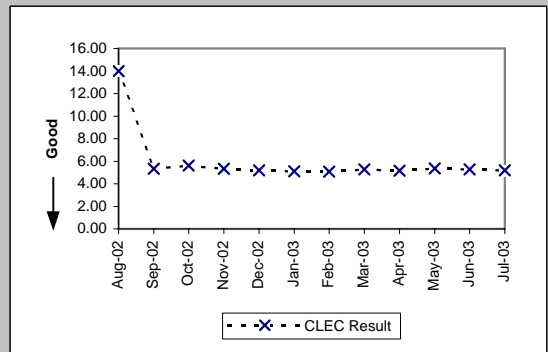
Pre-Order Response Times (Meet Point Inquiry) (Avg Sec) IMA Response (PO-1 A-10(b)) (Diagnostic)

Date	Numerator	Denominator	CLEC Result	Standard Dev
Aug-02	6676.4	494	13.51	7.51
Sep-02	1656.31	340	4.87	0.90
Oct-02	2929.24	564	5.19	4.36
Nov-02	2673.13	539	4.96	1.08
Dec-02	3014.89	614	4.91	2.25
Jan-03	3002.9	624	4.81	1.03
Feb-03	2770.45	580	4.78	1.36
Mar-03	3255.34	659	4.94	1.68
Apr-03	3057.8	630	4.85	1.27
May-03	3149.17	630	5.00	1.01
Jun-03	3234.56	655	4.94	0.91
Jul-03	3352.01	683	4.91	2.41



Pre-Order Response Times (Meet Point Inquiry) (Avg Sec) IMA Aggregate (PO-1 A-10 Total) (Benchmark)

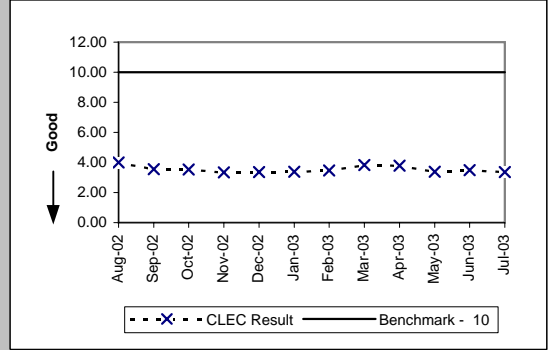
Date	Numerator	Denominator	CLEC Result	Standard Dev
Aug-02	6915.63	494	14.00	
Sep-02	1815.12	340	5.34	
Oct-02	3171.09	564	5.62	
Nov-02	2868.2	539	5.32	
Dec-02	3190.16	614	5.20	
Jan-03	3196.2	624	5.12	
Feb-03	2947.24	580	5.08	
Mar-03	3478.25	659	5.28	
Apr-03	3251.2	630	5.16	
May-03	3370.57	630	5.35	
Jun-03	3454.73	655	5.27	
Jul-03	3541.91	683	5.19	



PO-1 - Pre-Order/Order Response Times

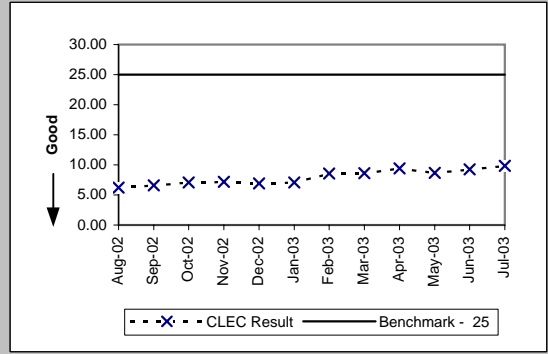
Pre-Order Response Times (Appt. Scheduler) (Avg Sec) EDI Request/Response (PO-1 B-1) (Benchmark)

Date	Numerator	Denominator	CLEC Result	Standard Dev
Aug-02	20899.62	5238	3.99	1.12
Sep-02	17728.7	4994	3.55	1.89
Oct-02	16701.72	4718	3.54	3.24
Nov-02	17578.42	5263	3.34	0.86
Dec-02	19034.4	5665	3.36	0.90
Jan-03	18126.33	5347	3.39	0.75
Feb-03	14390.09	4147	3.47	0.93
Mar-03	20226.23	5281	3.83	3.52
Apr-03	20457.36	5412	3.78	1.70
May-03	18780.6	5540	3.39	1.39
Jun-03	18578	5308	3.50	2.90
Jul-03	20597.44	6112	3.37	0.95



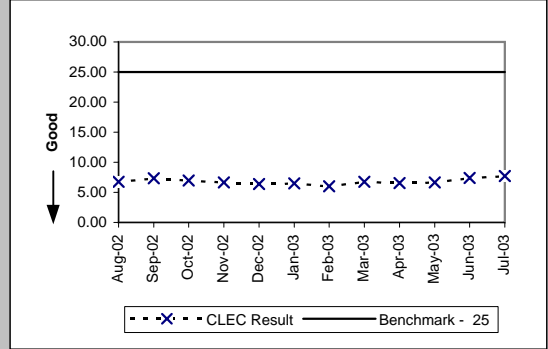
Pre-Order Response Times (Service Availability) (Avg Sec) EDI Request/Response (PO-1 B-2) (Benchmark)

Date	Numerator	Denominator	CLEC Result	Standard Dev
Aug-02	30100.98	4831	6.23	6.87
Sep-02	31861.23	4823	6.61	7.43
Oct-02	32027.67	4527	7.07	7.77
Nov-02	35892.88	4986	7.20	7.90
Dec-02	37076.72	5372	6.90	7.94
Jan-03	36889.02	5200	7.09	8.15
Feb-03	36168.16	4223	8.56	8.85
Mar-03	42543.29	4939	8.61	9.10
Apr-03	47052.22	5005	9.40	9.18
May-03	45526.26	5245	8.68	8.29
Jun-03	45648.86	4937	9.25	9.10
Jul-03	54120.53	5506	9.83	9.83



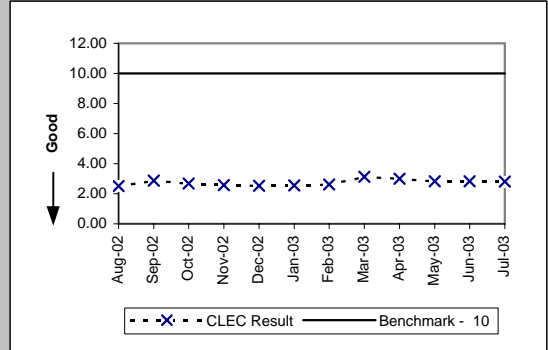
Pre-Order Response Times (Facility Check) (Avg Sec) EDI Request/Response (PO-1 B-3) (Benchmark)

Date	Numerator	Denominator	CLEC Result	Standard Dev
Aug-02	3192.75	473	6.75	5.74
Sep-02	2785.4	380	7.33	3.90
Oct-02	2623.92	377	6.96	3.49
Nov-02	2945.95	443	6.65	2.54
Dec-02	3051.23	479	6.37	4.83
Jan-03	3016	464	6.50	3.58
Feb-03	2277.79	379	6.01	2.65
Mar-03	2717.52	402	6.76	4.68
Apr-03	2965.12	452	6.56	4.09
May-03	3127.44	471	6.64	2.31
Jun-03	3273.77	443	7.39	3.05
Jul-03	3814.24	496	7.69	3.92



Pre-Order Response Times (Address Validation) (Avg Sec) EDI Request/Response (PO-1 B-4) (Benchmark)

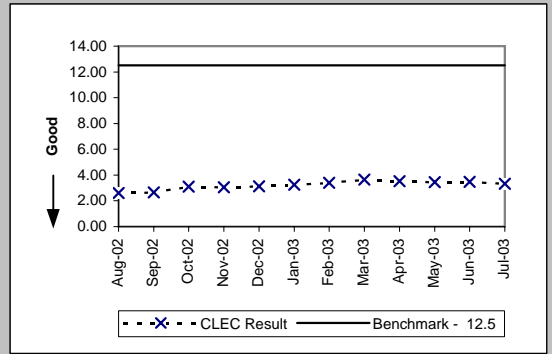
Date	Numerator	Denominator	CLEC Result	Standard Dev
Aug-02	20098.54	7982	2.52	0.79
Sep-02	24139.27	8391	2.88	3.60
Oct-02	20578.57	7646	2.69	2.56
Nov-02	21808.48	8470	2.57	1.01
Dec-02	23247.19	9145	2.54	0.87
Jan-03	22346.26	8736	2.56	1.38
Feb-03	17850.21	6832	2.61	1.43
Mar-03	24797.56	7930	3.13	4.93
Apr-03	24607.61	8240	2.99	2.14
May-03	24047.48	8494	2.83	0.96
Jun-03	22680.19	7981	2.84	1.93
Jul-03	25490.68	9059	2.81	0.89



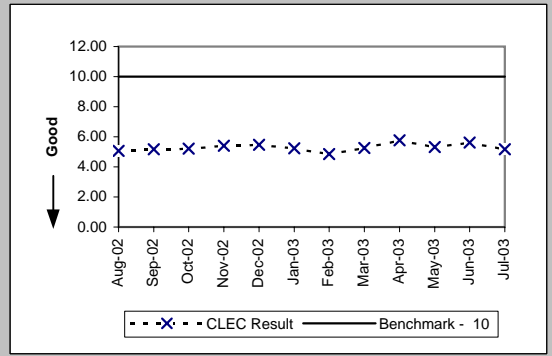


PO-1 - Pre-Order/Order Response Times

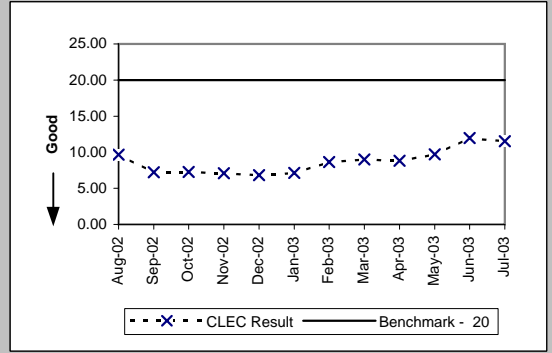
Pre-Order Response Times (Get CSR) (Avg Sec) EDI Request/Response (PO-1 B-5) (Benchmark)				
Date	Numerator	Denominator	CLEC Result	Standard Dev
Aug-02	2065.81	795	2.60	1.00
Sep-02	2414.47	908	2.66	0.73
Oct-02	5016.66	1616	3.10	3.43
Nov-02	6679.11	2192	3.05	0.85
Dec-02	7307.72	2329	3.14	1.11
Jan-03	7358.7	2261	3.25	1.42
Feb-03	6296.96	1844	3.41	2.16
Mar-03	6991.14	1914	3.65	5.16
Apr-03	7635.3	2164	3.53	2.19
May-03	7251.04	2110	3.44	2.07
Jun-03	7200.57	2077	3.47	1.48
Jul-03	7663.81	2299	3.33	0.84



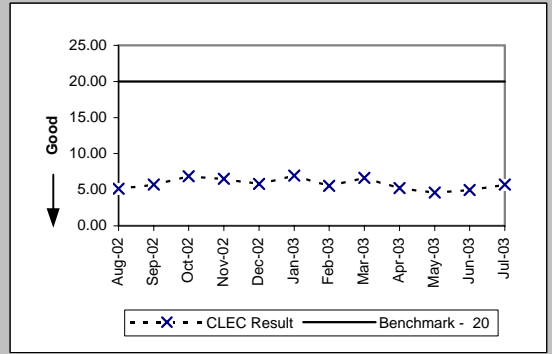
Pre-Order Response Times (TN Reservation) (Avg Sec) EDI Request/Response (PO-1 B-6) (Benchmark)				
Date	Numerator	Denominator	CLEC Result	Standard Dev
Aug-02	13346.96	2639	5.06	1.80
Sep-02	13634.9	2634	5.18	2.85
Oct-02	12514.03	2404	5.21	2.68
Nov-02	14190.93	2622	5.41	2.71
Dec-02	15630.38	2865	5.46	2.37
Jan-03	14404.45	2747	5.24	2.18
Feb-03	10803.68	2225	4.86	1.90
Mar-03	14354.86	2735	5.25	3.18
Apr-03	15797.36	2741	5.76	2.55
May-03	15024.63	2831	5.31	2.83
Jun-03	14834.49	2640	5.62	2.59
Jul-03	15805.08	3049	5.18	1.97



Pre-Order Response Times (Loop Qualification Tools) (Avg Sec) EDI Request/Response (PO-1 B-7) (Benchmark)				
Date	Numerator	Denominator	CLEC Result	Standard Dev
Aug-02	35118.5	3631	9.67	10.54
Sep-02	20344.05	2809	7.24	15.05
Oct-02	18604.03	2555	7.28	14.08
Nov-02	19412.29	2739	7.09	14.00
Dec-02	20578.47	3007	6.84	12.75
Jan-03	20739.06	2912	7.12	13.21
Feb-03	20513.51	2374	8.64	12.43
Mar-03	22912.09	2551	8.98	13.04
Apr-03	25014.79	2841	8.80	13.58
May-03	28369.29	2921	9.71	17.77
Jun-03	32326.56	2702	11.96	22.49
Jul-03	35069.64	3042	11.53	21.76

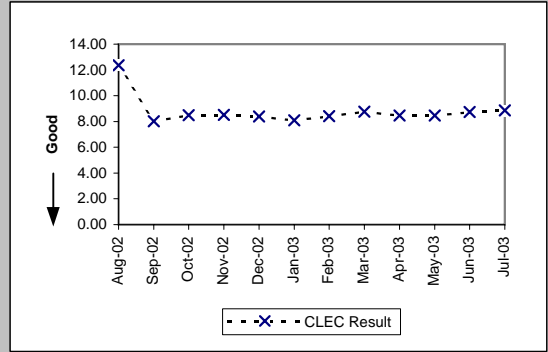


Pre-Order Response Times (Resale of Qwest DSL Qualification) (Avg Sec) EDI Request/Response (PO-1 B-8) (Benchmark)				
Date	Numerator	Denominator	CLEC Result	Standard Dev
Aug-02	4236.36	821	5.16	4.57
Sep-02	5263.58	917	5.74	7.12
Oct-02	5634.72	819	6.88	11.52
Nov-02	5819.94	894	6.51	14.15
Dec-02	5627.88	972	5.79	7.26
Jan-03	6521.52	937	6.96	10.79
Feb-03	4253.4	765	5.56	6.82
Mar-03	5329.33	799	6.67	9.99
Apr-03	4765.86	913	5.22	6.97
May-03	4407.76	952	4.63	6.12
Jun-03	4437.18	891	4.98	8.39
Jul-03	5711.3	995	5.74	9.29

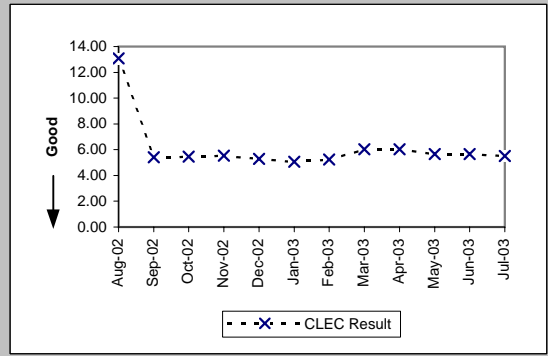


PO-1 - Pre-Order/Order Response Times

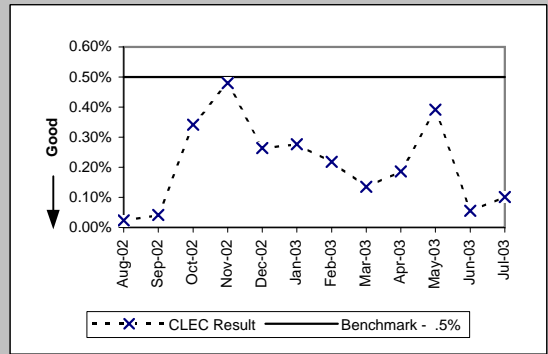
Pre-Order Response Times (Connecting Facility Assignment) (Avg Sec) EDI Request/Response (PO-1 B-9) (Benchmark)					
Date	Numerator	Denominator	CLEC Result	Standard Dev	
Aug-02	17972.75	1453	12.37	5.41	
Sep-02	6666.9	830	8.03	1.87	
Oct-02	6192.67	730	8.48	5.41	
Nov-02	7223.89	849	8.51	5.41	
Dec-02	7805.47	929	8.40	3.98	
Jan-03	7226.84	892	8.10	3.29	
Feb-03	6119.66	728	8.41	5.06	
Mar-03	6655.08	759	8.77	5.97	
Apr-03	5621.86	664	8.47	4.24	
May-03	7615.1	899	8.47	4.33	
Jun-03	7423.23	848	8.75	4.41	
Jul-03	8335.6	941	8.86	3.42	



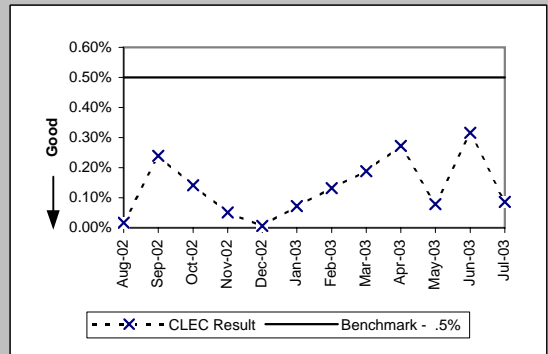
Pre-Order Response Times (Meet Point Inquiry) (Avg Sec) EDI Request/Response (PO-1 B-10) (Benchmark)					
Date	Numerator	Denominator	CLEC Result	Standard Dev	
Aug-02	11348.66	867	13.09	7.90	
Sep-02	2322.41	429	5.41	2.50	
Oct-02	4417.68	811	5.45	1.39	
Nov-02	4867.08	879	5.54	2.17	
Dec-02	5099.78	965	5.28	1.85	
Jan-03	4740.59	937	5.06	0.74	
Feb-03	3964.69	758	5.23	2.01	
Mar-03	4754.37	787	6.04	6.98	
Apr-03	5530.29	917	6.03	4.51	
May-03	5370.15	951	5.65	0.95	
Jun-03	5035.5	889	5.66	2.03	
Jul-03	5491.14	995	5.52	0.84	



Pre-Order Response Times (Timeout) (Percent) IMA Total (PO-1C -1) (Benchmark)					
Date	Numerator	Denominator	CLEC Result	Standard Dev	
Aug-02	5	22018	0.02%	1.51%	
Sep-02	8	19020	0.04%	2.05%	
Oct-02	77	22535	0.34%	5.84%	
Nov-02	108	22523	0.48%	6.91%	
Dec-02	68	25763	0.26%	5.13%	
Jan-03	71	25614	0.28%	5.26%	
Feb-03	52	23802	0.22%	4.67%	
Mar-03	35	25907	0.14%	3.67%	
Apr-03	45	24157	0.19%	4.31%	
May-03	91	23209	0.39%	6.25%	
Jun-03	13	23592	0.06%	2.35%	
Jul-03	26	25775	0.10%	3.17%	

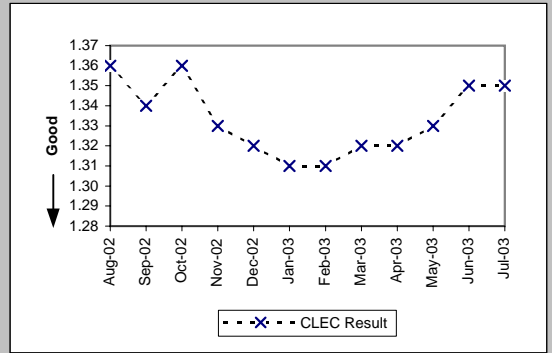


Pre-Order Response Times (Timeout) (Percent) EDI Total (PO-1C -2) (Benchmark)					
Date	Numerator	Denominator	CLEC Result	Standard Dev	
Aug-02	5	28735	0.02%	1.32%	
Sep-02	65	27180	0.24%	4.88%	
Oct-02	37	26240	0.14%	3.75%	
Nov-02	15	29352	0.05%	2.26%	
Dec-02	2	31730	0.01%	0.79%	
Jan-03	22	30455	0.07%	2.69%	
Feb-03	32	24307	0.13%	3.63%	
Mar-03	53	28150	0.19%	4.34%	
Apr-03	80	29429	0.27%	5.21%	
May-03	24	30438	0.08%	2.81%	
Jun-03	91	28807	0.32%	5.61%	
Jul-03	28	32522	0.09%	2.93%	

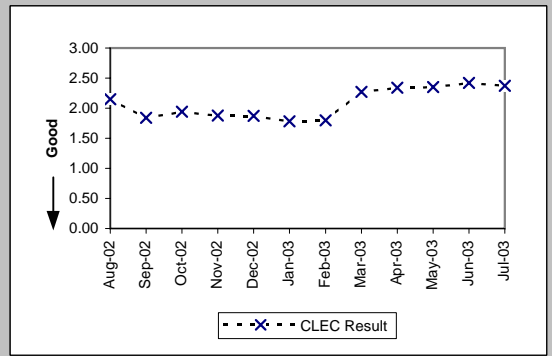


PO-1 - Pre-Order/Order Response Times

Pre-Order Response Times (Rejected Query) (Avg Sec) IMA Total (PO-1D -1) (Diagnostic)					
Date	Numerator	Denominator	CLEC Result	Standard Dev	
Aug-02	6321.28	4648	1.36	1.30	1.36
Sep-02	10419.84	7776	1.34	1.36	1.36
Oct-02	10504.64	7724	1.36	1.74	1.36
Nov-02	11348.89	8533	1.33	1.31	1.33
Dec-02	11844.36	8973	1.32	1.24	1.32
Jan-03	11699.61	8931	1.31	1.27	1.31
Feb-03	11155.96	8516	1.31	1.26	1.31
Mar-03	12558.48	9514	1.32	1.26	1.32
Apr-03	11992.2	9085	1.32	1.25	1.32
May-03	12507.32	9404	1.33	1.27	1.33
Jun-03	11796.3	8738	1.35	1.31	1.35
Jul-03	12945.15	9589	1.35	1.37	1.35



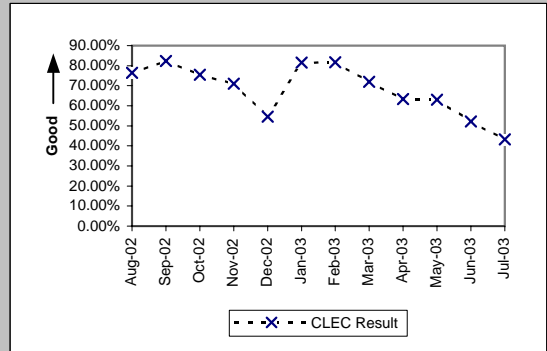
Pre-Order Response Times (Rejected Query) (Avg Sec) EDI Total (PO-1D -2) (Diagnostic)					
Date	Numerator	Denominator	CLEC Result	Standard Dev	
Aug-02	17804.15	8281	2.15	5.00	2.15
Sep-02	14607.76	7939	1.84	2.09	1.84
Oct-02	13725.5	7075	1.94	2.58	1.94
Nov-02	14601.96	7767	1.88	2.41	1.88
Dec-02	15739.79	8417	1.87	3.28	1.87
Jan-03	14435.8	8110	1.78	1.86	1.78
Feb-03	11863.8	6591	1.80	1.42	1.80
Mar-03	15215.81	6703	2.27	5.67	2.27
Apr-03	18652.14	7971	2.34	2.44	2.34
May-03	19314.65	8219	2.35	2.36	2.35
Jun-03	18646.1	7705	2.42	3.55	2.42
Jul-03	20813.34	8782	2.37	2.94	2.37



PO-2A-1 - Electronic Flow-through for LSRs received via IMA GUI (Percent)

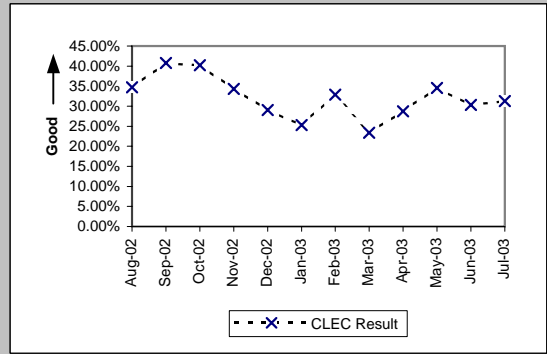
Resale Aggregate W/O UNE-P-POTS (Diagnostic)

Date	CLEC Num	CLEC Denom	CLEC Result	CLEC Std Dev
Aug-02	1999	2614	76.47%	42.42%
Sep-02	2622	3182	82.40%	38.08%
Oct-02	1608	2130	75.49%	43.01%
Nov-02	1278	1800	71.00%	45.38%
Dec-02	1454	2665	54.56%	49.79%
Jan-03	2575	3160	81.49%	38.84%
Feb-03	2326	2847	81.70%	38.67%
Mar-03	1979	2749	71.99%	44.90%
Apr-03	1565	2468	63.41%	48.17%
May-03	1261	2002	62.99%	48.28%
Jun-03	757	1449	52.24%	49.95%
Jul-03	869	2013	43.17%	49.53%



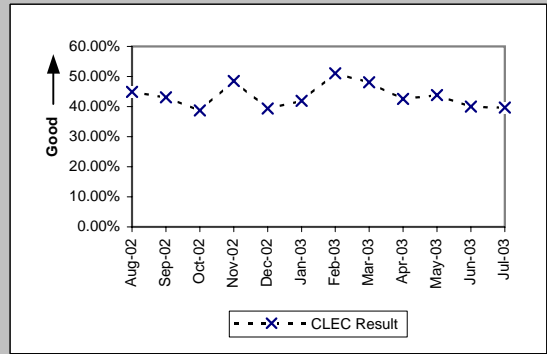
Unbundled Loop Aggregate (Diagnostic)

Date	CLEC Num	CLEC Denom	CLEC Result	CLEC Std Dev
Aug-02	421	1212	34.74%	47.61%
Sep-02	454	1114	40.75%	49.14%
Oct-02	512	1273	40.22%	49.03%
Nov-02	333	971	34.29%	47.47%
Dec-02	316	1088	29.04%	45.40%
Jan-03	291	1149	25.33%	43.49%
Feb-03	347	1056	32.86%	46.97%
Mar-03	218	931	23.42%	42.35%
Apr-03	307	1069	28.72%	45.24%
May-03	360	1042	34.55%	47.55%
Jun-03	290	957	30.30%	45.96%
Jul-03	328	1049	31.27%	46.36%



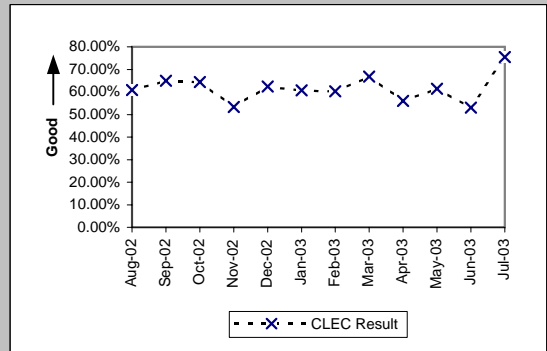
LNP (Diagnostic)

Date	CLEC Num	CLEC Denom	CLEC Result	CLEC Std Dev
Aug-02	793	1766	44.90%	49.74%
Sep-02	658	1529	43.03%	49.51%
Oct-02	634	1636	38.75%	48.72%
Nov-02	660	1361	48.49%	49.98%
Dec-02	365	927	39.37%	48.86%
Jan-03	310	740	41.89%	49.34%
Feb-03	256	501	51.10%	49.99%
Mar-03	219	455	48.13%	49.97%
Apr-03	224	527	42.50%	49.44%
May-03	208	475	43.79%	49.61%
Jun-03	146	365	40.00%	48.99%
Jul-03	215	542	39.67%	48.92%



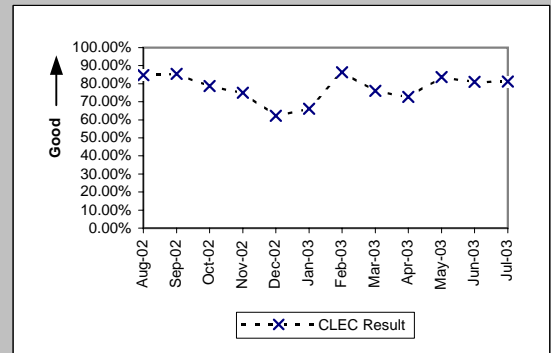
UNE - P (POTS) (Diagnostic)

Date	CLEC Num	CLEC Denom	CLEC Result	CLEC Std Dev
Aug-02	1244	2046	60.80%	48.82%
Sep-02	1518	2337	64.96%	47.71%
Oct-02	1974	3068	64.34%	47.90%
Nov-02	1164	2182	53.35%	49.89%
Dec-02	1323	2119	62.44%	48.43%
Jan-03	2321	3824	60.70%	48.84%
Feb-03	2494	4136	60.30%	48.93%
Mar-03	4258	6370	66.84%	47.08%
Apr-03	2775	4947	56.09%	49.63%
May-03	3062	4985	61.42%	48.68%
Jun-03	2666	5021	53.10%	49.90%
Jul-03	5943	7869	75.52%	42.99%

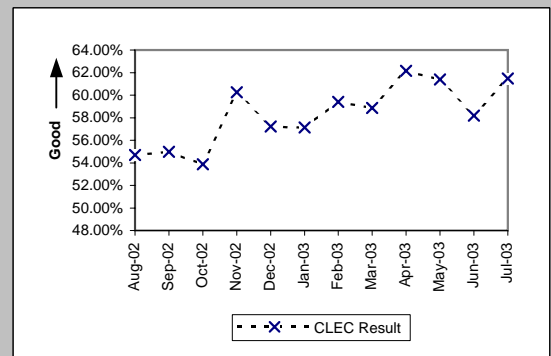


PO-2A-2 - Electronic Flow-through for LSRs received via IMA EDI (Percent)

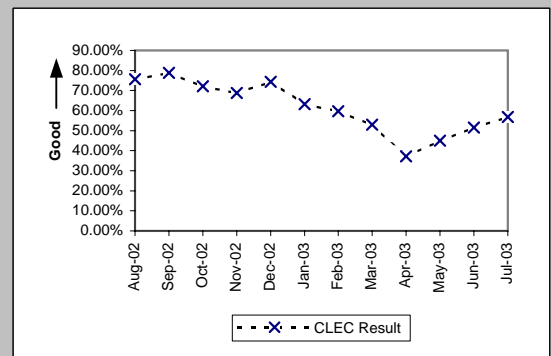
Resale Aggregate W/O UNE-P-POTS (Diagnostic)					
Date	CLEC Num	CLEC Denom	CLEC Result	CLEC Std Dev	
Aug-02	116	137	84.67%	36.03%	
Sep-02	106	124	85.48%	35.23%	
Oct-02	126	160	78.75%	40.91%	
Nov-02	84	112	75.00%	43.30%	
Dec-02	43	69	62.32%	48.46%	
Jan-03	37	56	66.07%	47.35%	
Feb-03	107	124	86.29%	34.39%	
Mar-03	54	71	76.06%	42.67%	
Apr-03	40	55	72.73%	44.54%	
May-03	36	43	83.72%	36.92%	
Jun-03	34	42	80.95%	39.27%	
Jul-03	26	32	81.25%	39.03%	



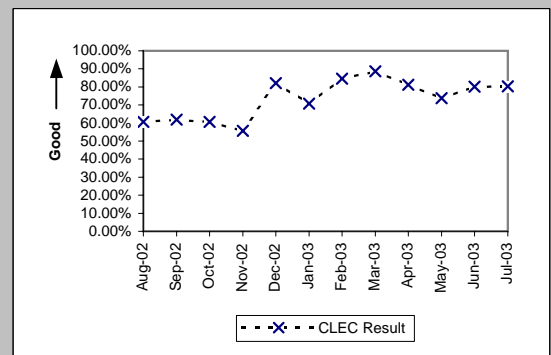
Unbundled Loop Aggregate (Diagnostic)					
Date	CLEC Num	CLEC Denom	CLEC Result	CLEC Std Dev	
Aug-02	753	1377	54.68%	49.78%	
Sep-02	646	1175	54.98%	49.75%	
Oct-02	652	1210	53.88%	49.85%	
Nov-02	782	1298	60.25%	48.94%	
Dec-02	761	1330	57.22%	49.48%	
Jan-03	664	1162	57.14%	49.49%	
Feb-03	584	983	59.41%	49.11%	
Mar-03	737	1252	58.87%	49.21%	
Apr-03	867	1395	62.15%	48.50%	
May-03	755	1230	61.38%	48.69%	
Jun-03	783	1346	58.17%	49.33%	
Jul-03	847	1378	61.47%	48.67%	



LNP (Diagnostic)					
Date	CLEC Num	CLEC Denom	CLEC Result	CLEC Std Dev	
Aug-02	2936	3880	75.67%	42.91%	
Sep-02	3166	4020	78.76%	40.90%	
Oct-02	2465	3418	72.12%	44.84%	
Nov-02	1800	2620	68.70%	46.37%	
Dec-02	1589	2138	74.32%	43.69%	
Jan-03	579	916	63.21%	48.22%	
Feb-03	316	529	59.74%	49.04%	
Mar-03	115	217	53.00%	49.91%	
Apr-03	61	164	37.20%	48.33%	
May-03	71	158	44.94%	49.74%	
Jun-03	64	124	51.61%	49.97%	
Jul-03	63	111	56.76%	49.54%	

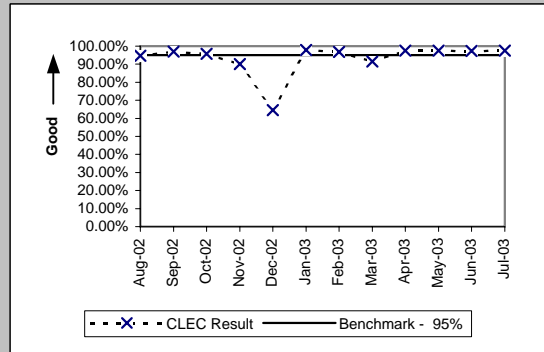


UNE - P (POTS) (Diagnostic)					
Date	CLEC Num	CLEC Denom	CLEC Result	CLEC Std Dev	
Aug-02	399	658	60.64%	48.86%	
Sep-02	335	542	61.81%	48.59%	
Oct-02	409	675	60.59%	48.87%	
Nov-02	402	722	55.68%	49.68%	
Dec-02	1316	1602	82.15%	38.30%	
Jan-03	551	778	70.82%	45.46%	
Feb-03	1993	2355	84.63%	36.07%	
Mar-03	4514	5087	88.74%	31.62%	
Apr-03	4745	5848	81.14%	39.12%	
May-03	5867	7950	73.80%	43.97%	
Jun-03	7188	8977	80.07%	39.95%	
Jul-03	10599	13185	80.39%	39.71%	

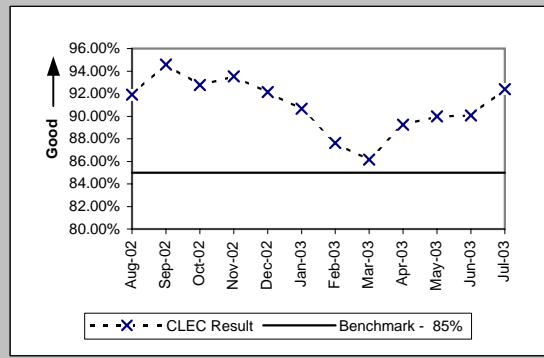


PO-2B-1 - Electronic Flow-through for All Eligible LSRs received via IMA GUI (Percent)

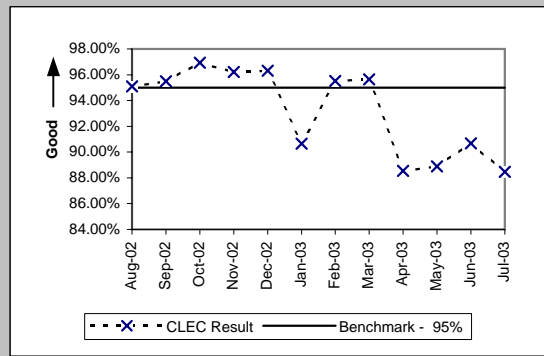
Resale Aggregate W/O UNE-P-POTS (Benchmark)				
Date	CLEC Num	CLEC Denom	CLEC Result	CLEC Std Dev
Aug-02	1999	2110	94.74%	22.32%
Sep-02	2622	2703	97.00%	17.05%
Oct-02	1608	1681	95.66%	20.38%
Nov-02	1278	1418	90.13%	29.83%
Dec-02	1454	2253	64.54%	47.84%
Jan-03	2575	2632	97.83%	14.56%
Feb-03	2326	2404	96.76%	17.72%
Mar-03	1979	2161	91.58%	27.77%
Apr-03	1565	1605	97.51%	15.59%
May-03	1261	1294	97.45%	15.76%
Jun-03	757	778	97.30%	16.21%
Jul-03	869	891	97.53%	15.52%



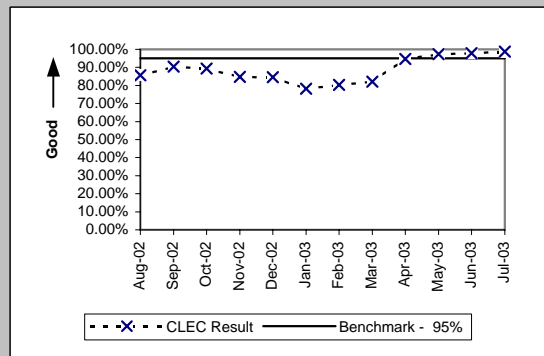
Unbundled Loop Aggregate (Benchmark)				
Date	CLEC Num	CLEC Denom	CLEC Result	CLEC Std Dev
Aug-02	421	458	91.92%	27.25%
Sep-02	454	480	94.58%	22.63%
Oct-02	512	552	92.75%	25.93%
Nov-02	333	356	93.54%	24.58%
Dec-02	316	343	92.13%	26.93%
Jan-03	291	321	90.65%	29.11%
Feb-03	347	396	87.63%	32.93%
Mar-03	218	253	86.17%	34.53%
Apr-03	307	344	89.24%	30.98%
May-03	360	400	90.00%	30.00%
Jun-03	290	322	90.06%	29.92%
Jul-03	328	355	92.39%	26.51%



LNP (Benchmark)				
Date	CLEC Num	CLEC Denom	CLEC Result	CLEC Std Dev
Aug-02	793	834	95.08%	21.62%
Sep-02	658	689	95.50%	20.73%
Oct-02	634	654	96.94%	17.22%
Nov-02	660	686	96.21%	19.10%
Dec-02	365	379	96.31%	18.86%
Jan-03	310	342	90.64%	29.12%
Feb-03	256	268	95.52%	20.68%
Mar-03	219	229	95.63%	20.44%
Apr-03	224	253	88.54%	31.86%
May-03	208	234	88.89%	31.43%
Jun-03	146	161	90.68%	29.07%
Jul-03	215	243	88.48%	31.93%



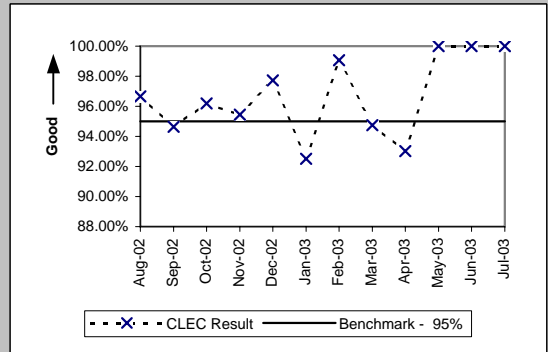
UNE - P (POTS) (Benchmark)				
Date	CLEC Num	CLEC Denom	CLEC Result	CLEC Std Dev
Aug-02	1244	1452	85.67%	35.03%
Sep-02	1518	1679	90.41%	29.44%
Oct-02	1974	2207	89.44%	30.73%
Nov-02	1164	1374	84.72%	35.98%
Dec-02	1323	1564	84.59%	36.10%
Jan-03	2321	2969	78.17%	41.31%
Feb-03	2494	3104	80.35%	39.74%
Mar-03	4258	5190	82.04%	38.38%
Apr-03	2775	2932	94.65%	22.51%
May-03	3062	3147	97.30%	16.21%
Jun-03	2666	2722	97.94%	14.20%
Jul-03	5943	6014	98.82%	10.80%



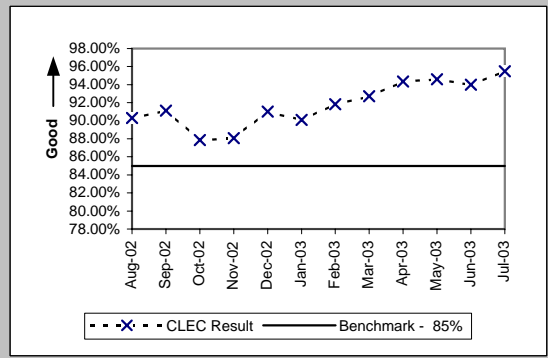
Previous PO-2B-1 standards (Jan02 thru Jun02) Resale - 90%, UBL - 70%, LNP - 90%, UNE\_P - 75% & (Jul02 thru Dec02) Resale - 95%, UBL - 80%, LNP - 95%, UNE\_P - 90%

PO-2B-2 - Electronic Flow-through for All Eligible LSRs received via IMA EDI (Percent)

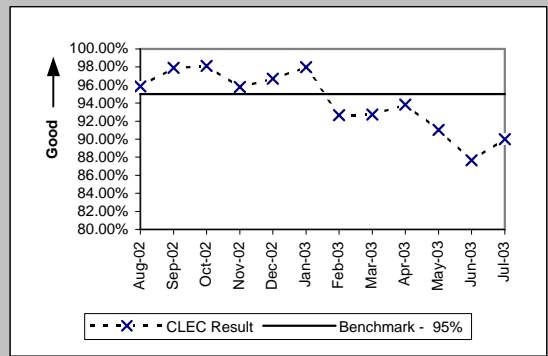
Resale Aggregate W/O UNE-P-POTS (Benchmark)				
Date	CLEC Num	CLEC Denom	CLEC Result	CLEC Std Dev
Aug-02	116	120	96.67%	17.95%
Sep-02	106	112	94.64%	22.52%
Oct-02	126	131	96.18%	19.16%
Nov-02	84	88	95.45%	20.83%
Dec-02	43	44	97.73%	14.90%
Jan-03	37	40	92.50%	26.34%
Feb-03	107	108	99.07%	9.58%
Mar-03	54	57	94.74%	22.33%
Apr-03	40	43	93.02%	25.48%
May-03	36	36	100.00%	0.00%
Jun-03	34	34	100.00%	0.00%
Jul-03	26	26	100.00%	0.00%



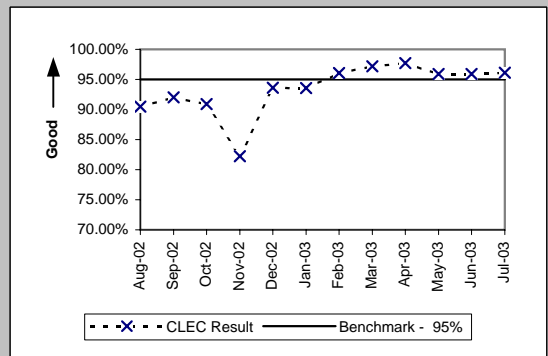
Unbundled Loop Aggregate (Benchmark)				
Date	CLEC Num	CLEC Denom	CLEC Result	CLEC Std Dev
Aug-02	753	834	90.29%	29.61%
Sep-02	646	709	91.11%	28.45%
Oct-02	652	742	87.87%	32.65%
Nov-02	782	888	88.06%	32.42%
Dec-02	761	836	91.03%	28.58%
Jan-03	664	737	90.10%	29.87%
Feb-03	584	636	91.82%	27.40%
Mar-03	737	795	92.70%	26.01%
Apr-03	867	919	94.34%	23.10%
May-03	755	798	94.61%	22.58%
Jun-03	783	833	94.00%	23.75%
Jul-03	847	887	95.49%	20.75%



LNP (Benchmark)				
Date	CLEC Num	CLEC Denom	CLEC Result	CLEC Std Dev
Aug-02	2936	3063	95.85%	19.94%
Sep-02	3166	3234	97.90%	14.35%
Oct-02	2465	2512	98.13%	13.55%
Nov-02	1800	1879	95.80%	20.07%
Dec-02	1589	1643	96.71%	17.83%
Jan-03	579	591	97.97%	14.10%
Feb-03	316	341	92.67%	26.07%
Mar-03	115	124	92.74%	25.94%
Apr-03	61	65	93.85%	24.03%
May-03	71	78	91.03%	28.58%
Jun-03	64	73	87.67%	32.88%
Jul-03	63	70	90.00%	30.00%



UNE - P (POTS) (Benchmark)				
Date	CLEC Num	CLEC Denom	CLEC Result	CLEC Std Dev
Aug-02	399	441	90.48%	29.35%
Sep-02	335	364	92.03%	27.08%
Oct-02	409	450	90.89%	28.78%
Nov-02	402	489	82.21%	38.24%
Dec-02	1316	1406	93.60%	24.48%
Jan-03	551	589	93.55%	24.57%
Feb-03	1993	2075	96.05%	19.48%
Mar-03	4514	4646	97.16%	16.61%
Apr-03	4745	4857	97.69%	15.01%
May-03	5867	6117	95.91%	19.80%
Jun-03	7188	7493	95.93%	19.76%
Jul-03	10599	11027	96.12%	19.32%

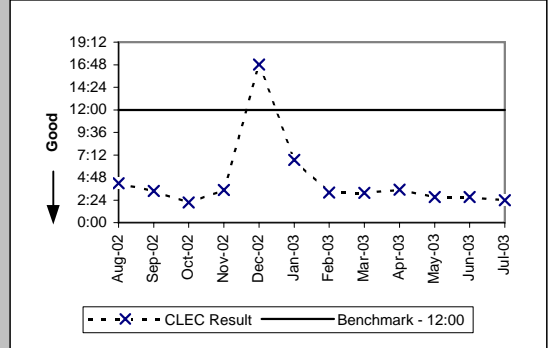


Previous PO-2B-2 standards (Jan02 thru Jun02) Resale - 90%, UBL - 70%, LNP - 90%, UNE\_P - 75% & (Jul02 thru Dec02) Resale - 95%, UBL - 80%, LNP - 95%, UNE\_P - 90%

PO-3 - LSR Rejection Notice Interval

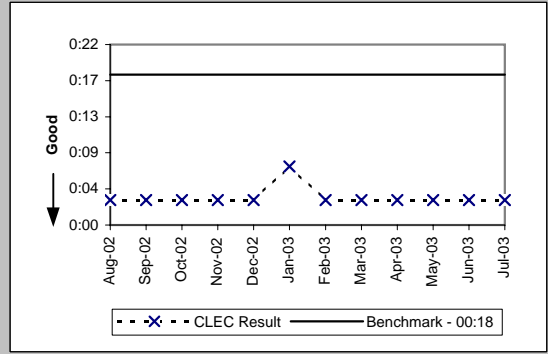
LSR Rejection Notice Interval for IMA - Rejected Manually (Hours:Minutes) (PO-3A-1) (Benchmark)

Date	Numerator	Denominator	CLEC Result	Standard Dev
Aug-02	1094:23	262	4:11	5:50
Sep-02	1177:14	350	3:22	6:38
Oct-02	972:31	456	2:08	3:26
Nov-02	1350:29	390	3:28	8:37
Dec-02	8086:30	481	16:49	154:33
Jan-03	3845:37	577	6:40	105:28
Feb-03	1386:31	432	3:13	3:58
Mar-03	1905:26	601	3:10	4:35
Apr-03	2518:12	719	3:30	5:05
May-03	1551:21	571	2:43	2:47
Jun-03	1196:18	439	2:44	2:53
Jul-03	2155:21	909	2:22	3:07



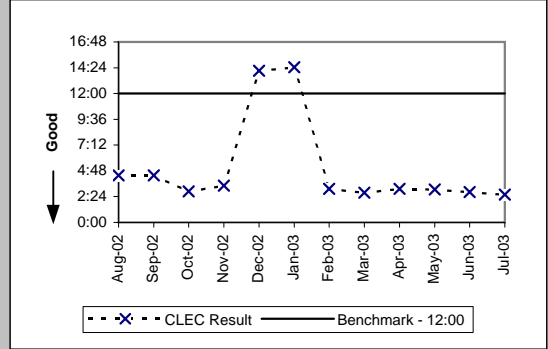
LSR Rejection Notice Interval for IMA - Auto-Rejected (Minutes:Seconds) (PO-3A-2) (Benchmark)

Date	Numerator	Denominator	CLEC Result	Standard Dev
Aug-02	1730:42	31140	0:03	0:06
Sep-02	1381:49	28557	0:03	0:05
Oct-02	1397:27	27642	0:03	0:06
Nov-02	1388:20	26497	0:03	0:10
Dec-02	1129:15	24373	0:03	0:06
Jan-03	3181:50	28442	0:07	0:58
Feb-03	1273:27	27043	0:03	0:07
Mar-03	1400:40	29150	0:03	0:08
Apr-03	1535:28	28297	0:03	0:07
May-03	1502:28	28319	0:03	0:05
Jun-03	1545:00	27583	0:03	0:08
Jul-03	1652:41	30468	0:03	0:06



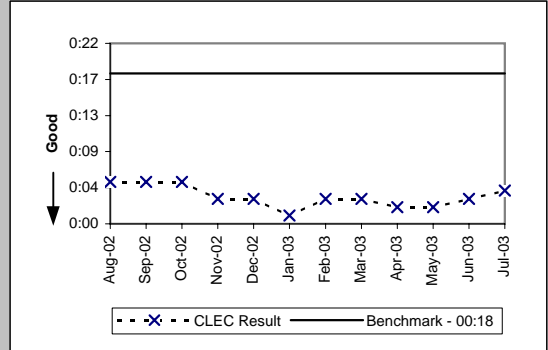
LSR Rejection Notice Interval for EDI - Rejected Manually (Hours:Minutes) (PO-3B-1) (Benchmark)

Date	Numerator	Denominator	CLEC Result	Standard Dev
Aug-02	1302:51	297	4:23	3:29
Sep-02	1770:41	404	4:23	3:25
Oct-02	1557:58	538	2:54	2:42
Nov-02	860:05	250	3:26	4:22
Dec-02	3472:18	246	14:07	128:20
Jan-03	2944:10	204	14:26	118:36
Feb-03	916:33	294	3:07	3:04
Mar-03	1169:32	422	2:46	3:14
Apr-03	2085:17	667	3:08	2:46
May-03	3287:59	1075	3:04	2:46
Jun-03	2454:51	874	2:49	2:54
Jul-03	2930:48	1135	2:35	2:18



LSR Rejection Notice Interval for EDI - Auto-Rejected (Minutes:Seconds) (PO-3B-2) (Benchmark)

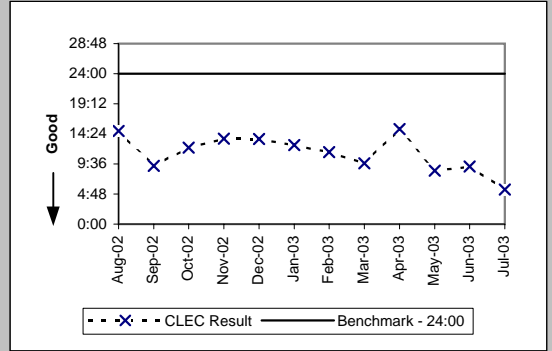
Date	Numerator	Denominator	CLEC Result	Standard Dev
Aug-02	1523:40	16788	0:05	0:08
Sep-02	1358:38	15106	0:05	0:10
Oct-02	1462:23	18746	0:05	0:11
Nov-02	1264:51	22881	0:03	0:09
Dec-02	1093:00	20060	0:03	0:08
Jan-03	959:47	42708	0:01	0:12
Feb-03	1516:55	33356	0:03	0:05
Mar-03	3367:45	75612	0:03	0:06
Apr-03	2467:49	59972	0:02	0:04
May-03	2614:58	63810	0:02	0:03
Jun-03	3330:06	69744	0:03	0:05
Jul-03	3752:49	58520	0:04	0:06





PO-3 - LSR Rejection Notice Interval

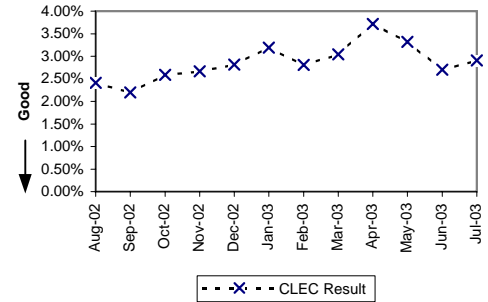
LSR Rejection Notice Interval for Manual and IIS (Hours:Minutes) (PO-3C) (Benchmark)					
Date	Numerator	Denominator	CLEC Result	Standard Dev	
Aug-02	1115:07	75	14:52	18:09	
Sep-02	688:58	74	9:19	9:10	
Oct-02	1353:34	111	12:12	12:45	
Nov-02	928:22	68	13:39	10:51	
Dec-02	597:47	44	13:35	15:00	
Jan-03	884:27	70	12:38	17:47	
Feb-03	448:23	39	11:30	10:56	
Mar-03	359:23	37	9:43	10:59	
Apr-03	530:06	35	15:09	36:21	
May-03	298:06	35	8:31	10:18	
Jun-03	211:37	23	9:12	8:21	
Jul-03	126:55	23	5:31	5:56	



PO-4 - LSRs Rejected

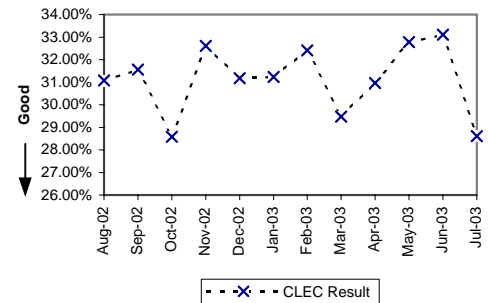
LSRs Rejected for IMA - Rejected Manually (Percent) (PO-4A-1) (Diagnostic)

Date	Numerator	Denominator	CLEC Result	Standard Dev
Aug-02	2415	100214	2.41%	15.34%
Sep-02	1988	90491	2.20%	14.66%
Oct-02	2501	96729	2.59%	15.87%
Nov-02	2167	81249	2.67%	16.11%
Dec-02	2202	78172	2.82%	16.55%
Jan-03	2907	91062	3.19%	17.58%
Feb-03	2342	83449	2.81%	16.52%
Mar-03	3008	98912	3.04%	17.17%
Apr-03	3396	91377	3.72%	18.92%
May-03	2867	86378	3.32%	17.91%
Jun-03	2229	82422	2.70%	16.22%
Jul-03	3094	106488	2.91%	16.80%



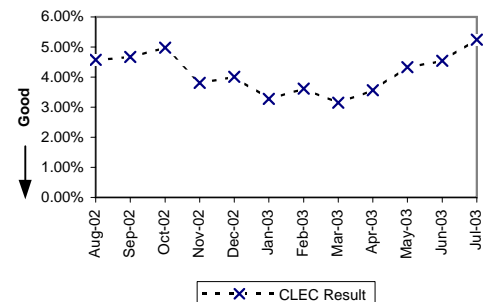
LSRs Rejected for IMA - Auto-Rejected (Percent) (PO-4A-2) (Diagnostic)

Date	Numerator	Denominator	CLEC Result	Standard Dev
Aug-02	31140	100214	31.07%	46.28%
Sep-02	28557	90491	31.56%	46.47%
Oct-02	27642	96729	28.58%	45.18%
Nov-02	26497	81249	32.61%	46.88%
Dec-02	24373	78172	31.18%	46.32%
Jan-03	28442	91062	31.23%	46.34%
Feb-03	27043	83449	32.41%	46.80%
Mar-03	29150	98912	29.47%	45.59%
Apr-03	28297	91377	30.97%	46.24%
May-03	28319	86378	32.79%	46.94%
Jun-03	27288	82422	33.11%	47.06%
Jul-03	30468	106488	28.61%	45.19%



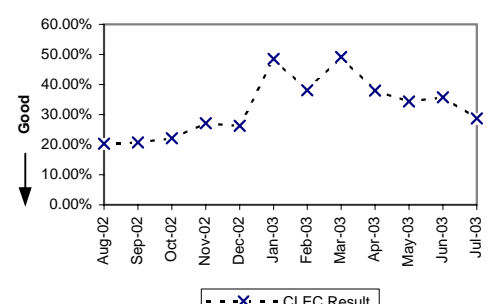
LSRs Rejected for EDI - Rejected Manually (Percent) (PO-4B-1) (Diagnostic)

Date	Numerator	Denominator	CLEC Result	Standard Dev
Aug-02	3784	82784	4.57%	20.89%
Sep-02	3393	72657	4.67%	21.10%
Oct-02	4214	84637	4.98%	21.75%
Nov-02	3209	84314	3.81%	19.13%
Dec-02	3055	76194	4.01%	19.62%
Jan-03	2880	88038	3.27%	17.79%
Feb-03	3168	87625	3.62%	18.67%
Mar-03	4842	153816	3.15%	17.46%
Apr-03	5617	157795	3.56%	18.53%
May-03	8053	185923	4.33%	20.36%
Jun-03	8871	195154	4.55%	20.83%
Jul-03	10704	203973	5.25%	22.30%



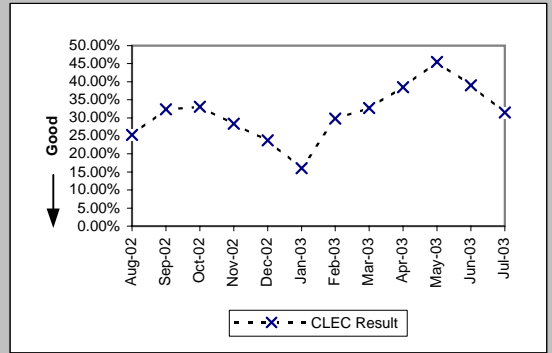
LSRs Rejected for EDI - Auto-Rejected (Percent) (PO-4B-2) (Diagnostic)

Date	Numerator	Denominator	CLEC Result	Standard Dev
Aug-02	16788	82784	20.28%	40.21%
Sep-02	15106	72657	20.79%	40.58%
Oct-02	18746	84637	22.15%	41.52%
Nov-02	22881	84314	27.14%	44.47%
Dec-02	20060	76194	26.33%	44.04%
Jan-03	42708	88038	48.51%	49.98%
Feb-03	33356	87625	38.07%	48.56%
Mar-03	75612	153816	49.16%	49.99%
Apr-03	59972	157795	38.01%	48.54%
May-03	63810	185923	34.32%	47.48%
Jun-03	69744	195154	35.74%	47.92%
Jul-03	58520	203973	28.69%	45.23%



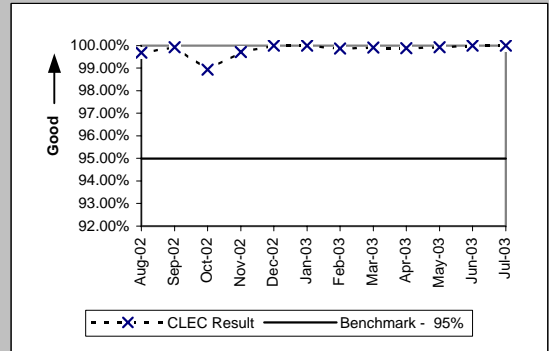
PO-4 - LSRs Rejected

LSRs Received via Facsimile (Percent) (PO-4C) (Diagnostic)					
Date	Numerator	Denominator	CLEC Result	Standard Dev	
Aug-02	75	297	25.25%	43.45%	
Sep-02	74	229	32.31%	46.77%	
Oct-02	111	336	33.04%	47.03%	
Nov-02	68	240	28.33%	45.06%	
Dec-02	44	185	23.78%	42.58%	
Jan-03	70	437	16.02%	36.68%	
Feb-03	39	131	29.77%	45.73%	
Mar-03	37	113	32.74%	46.93%	
Apr-03	35	91	38.46%	48.65%	
May-03	35	77	45.45%	49.79%	
Jun-03	23	59	38.98%	48.77%	
Jul-03	23	73	31.51%	46.45%	

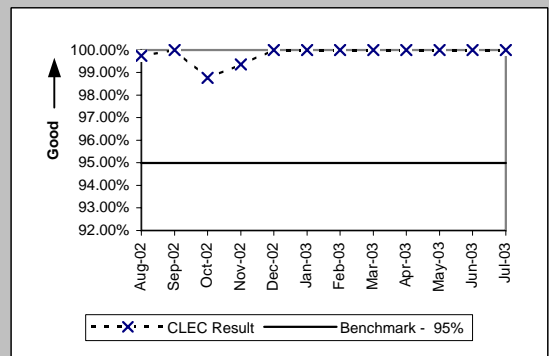


PO-5A-1 - FOCs On Time for Fully Electronic LSRs Received via IMA GUI (Percent)

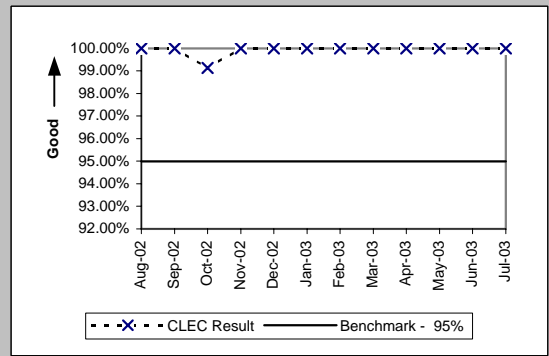
Resale Aggregate (PO-5A-1 (a)) (Benchmark)					
Date	Numerator	Denominator	CLEC Result	Standard Dev	
Aug-02	3210	3220	99.69%	5.56%	
Sep-02	4088	4091	99.93%	2.71%	
Oct-02	3520	3558	98.93%	10.28%	
Nov-02	2413	2420	99.71%	5.37%	
Dec-02	2751	2751	100.00%	0.00%	
Jan-03	4835	4835	100.00%	0.00%	
Feb-03	4755	4761	99.87%	3.55%	
Mar-03	6183	6188	99.92%	2.84%	
Apr-03	4278	4283	99.88%	3.41%	
May-03	4244	4247	99.93%	2.66%	
Jun-03	3363	3363	100.00%	0.00%	
Jul-03	6741	6741	100.00%	0.00%	



Unbundled Loop Aggregate (PO-5A-1 (b)) (Benchmark)					
Date	Numerator	Denominator	CLEC Result	Standard Dev	
Aug-02	400	401	99.75%	4.99%	
Sep-02	428	428	100.00%	0.00%	
Oct-02	479	485	98.76%	11.05%	
Nov-02	313	315	99.37%	7.94%	
Dec-02	292	292	100.00%	0.00%	
Jan-03	268	268	100.00%	0.00%	
Feb-03	325	325	100.00%	0.00%	
Mar-03	204	204	100.00%	0.00%	
Apr-03	292	292	100.00%	0.00%	
May-03	344	344	100.00%	0.00%	
Jun-03	264	264	100.00%	0.00%	
Jul-03	288	288	100.00%	0.00%	

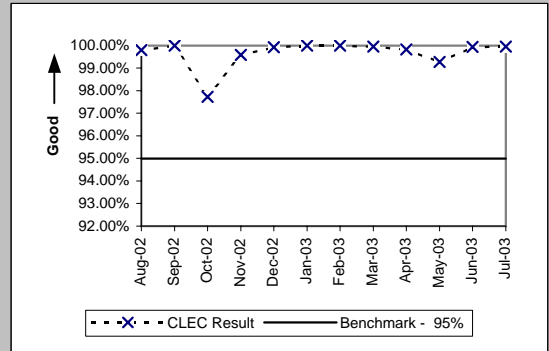


LNP (PO-5A-1 (c)) (Benchmark)					
Date	Numerator	Denominator	CLEC Result	Standard Dev	
Aug-02	704	704	100.00%	0.00%	
Sep-02	604	604	100.00%	0.00%	
Oct-02	572	577	99.13%	9.27%	
Nov-02	596	596	100.00%	0.00%	
Dec-02	290	290	100.00%	0.00%	
Jan-03	287	287	100.00%	0.00%	
Feb-03	236	236	100.00%	0.00%	
Mar-03	202	202	100.00%	0.00%	
Apr-03	206	206	100.00%	0.00%	
May-03	189	189	100.00%	0.00%	
Jun-03	138	138	100.00%	0.00%	
Jul-03	195	195	100.00%	0.00%	

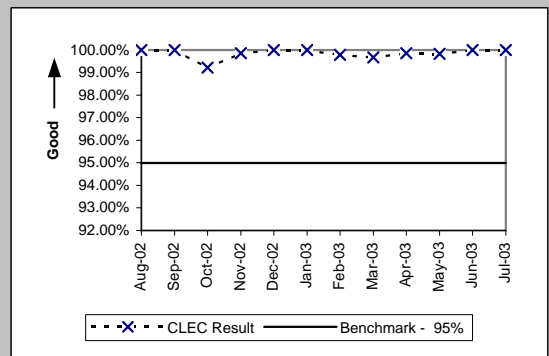


PO-5A-2 - FOCs On Time for Fully Electronic LSRs Received via IMA EDI (Percent)

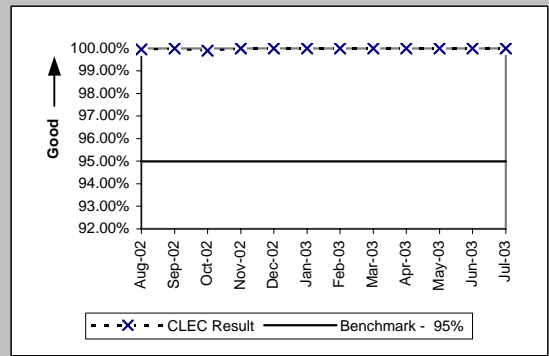
Resale Aggregate (PO-5A-2 (a)) (Benchmark)					
Date	Numerator	Denominator	CLEC Result	Standard Dev	
Aug-02	505	506	99.80%	4.44%	
Sep-02	438	438	100.00%	0.00%	
Oct-02	518	530	97.74%	14.88%	
Nov-02	478	480	99.58%	6.44%	
Dec-02	1350	1351	99.93%	2.72%	
Jan-03	578	578	100.00%	0.00%	
Feb-03	2049	2049	100.00%	0.00%	
Mar-03	4530	4532	99.96%	2.10%	
Apr-03	4735	4743	99.83%	4.10%	
May-03	5797	5839	99.28%	8.45%	
Jun-03	7171	7175	99.94%	2.36%	
Jul-03	10524	10528	99.96%	1.95%	



Unbundled Loop Aggregate (PO-5A-2 (b)) (Benchmark)					
Date	Numerator	Denominator	CLEC Result	Standard Dev	
Aug-02	613	613	100.00%	0.00%	
Sep-02	493	493	100.00%	0.00%	
Oct-02	513	517	99.23%	8.76%	
Nov-02	676	677	99.85%	3.84%	
Dec-02	653	653	100.00%	0.00%	
Jan-03	519	519	100.00%	0.00%	
Feb-03	466	467	99.79%	4.62%	
Mar-03	609	611	99.67%	5.71%	
Apr-03	728	729	99.86%	3.70%	
May-03	596	597	99.83%	4.09%	
Jun-03	611	611	100.00%	0.00%	
Jul-03	631	631	100.00%	0.00%	

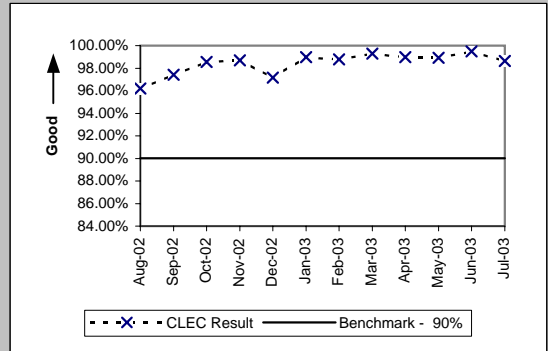


LNP (PO-5A-2 (c)) (Benchmark)					
Date	Numerator	Denominator	CLEC Result	Standard Dev	
Aug-02	2518	2519	99.96%	1.99%	
Sep-02	2631	2631	100.00%	0.00%	
Oct-02	1954	1956	99.90%	3.20%	
Nov-02	1413	1413	100.00%	0.00%	
Dec-02	1157	1157	100.00%	0.00%	
Jan-03	443	443	100.00%	0.00%	
Feb-03	245	245	100.00%	0.00%	
Mar-03	92	92	100.00%	0.00%	
Apr-03	46	46	100.00%	0.00%	
May-03	60	60	100.00%	0.00%	
Jun-03	52	52	100.00%	0.00%	
Jul-03	61	61	100.00%	0.00%	

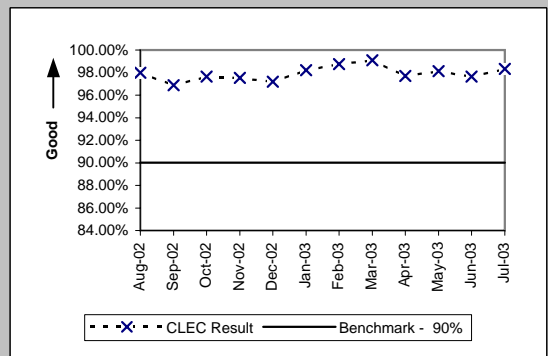


PO-5B-1 - FOCs On Time for Electronic/Manual LSRs Received via IMA GUI (Percent)

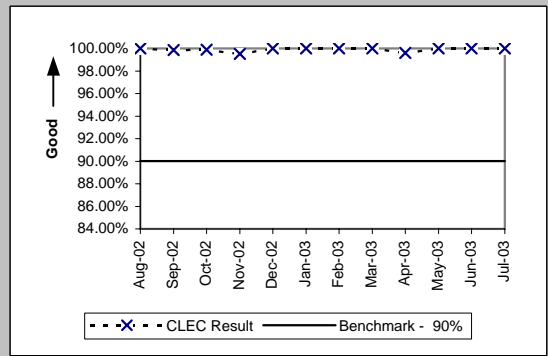
Resale Aggregate (PO-5B-1 (a)) (Benchmark)					
Date	Numerator	Denominator	CLEC Result	Standard Dev	
Aug-02	1464	1522	96.19%	19.15%	
Sep-02	1325	1360	97.43%	15.83%	
Oct-02	1571	1594	98.56%	11.93%	
Nov-02	1501	1521	98.69%	11.39%	
Dec-02	1958	2015	97.17%	16.58%	
Jan-03	2029	2050	98.98%	10.07%	
Feb-03	2129	2155	98.79%	10.92%	
Mar-03	2780	2800	99.29%	8.42%	
Apr-03	2911	2941	98.98%	10.05%	
May-03	2476	2503	98.92%	10.33%	
Jun-03	2907	2922	99.49%	7.15%	
Jul-03	2967	3008	98.64%	11.60%	



Unbundled Loop Aggregate (PO-5B-1 (b)) (Benchmark)				
Date	Numerator	Denominator	CLEC Result	Standard Dev
Aug-02	734	749	98.00%	14.01%
Sep-02	589	608	96.88%	17.40%
Oct-02	707	724	97.65%	15.14%
Nov-02	592	607	97.53%	15.52%
Dec-02	693	713	97.20%	16.51%
Jan-03	823	838	98.21%	13.26%
Feb-03	708	717	98.74%	11.13%
Mar-03	660	666	99.10%	9.45%
Apr-03	805	824	97.69%	15.01%
May-03	628	640	98.13%	13.56%
Jun-03	625	640	97.66%	15.13%
Jul-03	644	655	98.32%	12.85%

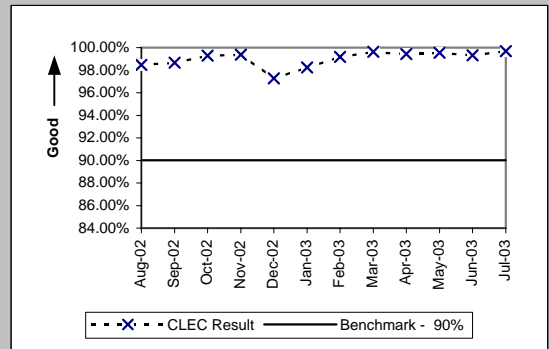


LNP (PO-5B-1 (c)) (Benchmark)				
Date	Numerator	Denominator	CLEC Result	Standard Dev
Aug-02	886	886	100.00%	0.00%
Sep-02	751	752	99.87%	3.64%
Oct-02	861	862	99.88%	3.40%
Nov-02	609	612	99.51%	6.98%
Dec-02	485	485	100.00%	0.00%
Jan-03	370	370	100.00%	0.00%
Feb-03	216	216	100.00%	0.00%
Mar-03	206	206	100.00%	0.00%
Apr-03	254	255	99.61%	6.25%
May-03	224	224	100.00%	0.00%
Jun-03	193	193	100.00%	0.00%
Jul-03	291	291	100.00%	0.00%

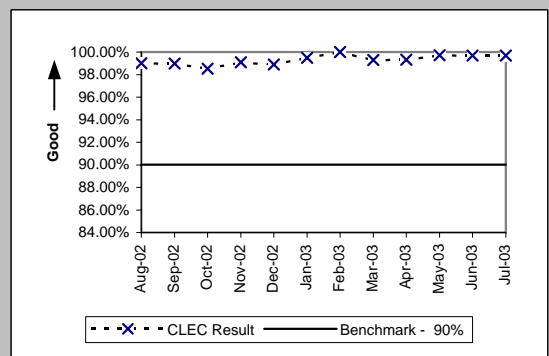


PO-5B-2 - FOCs On Time for Electronic/Manual LSRs Received via IMA EDI (Percent)

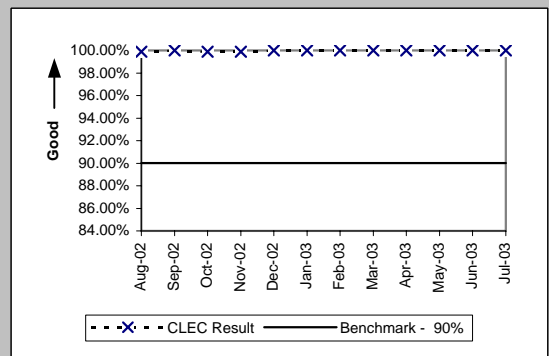
Resale Aggregate (PO-5B-2 (a)) (Benchmark)					
Date	Numerator	Denominator	CLEC Result	Standard Dev	
Aug-02	259	263	98.48%	12.24%	
Sep-02	221	224	98.66%	11.50%	
Oct-02	279	281	99.29%	8.41%	
Nov-02	315	317	99.37%	7.92%	
Dec-02	287	295	97.29%	16.24%	
Jan-03	222	226	98.23%	13.19%	
Feb-03	365	368	99.18%	8.99%	
Mar-03	550	552	99.64%	6.01%	
Apr-03	1040	1046	99.43%	7.55%	
May-03	2027	2036	99.56%	6.63%	
Jun-03	1730	1742	99.31%	8.27%	
Jul-03	2486	2494	99.68%	5.65%	



Unbundled Loop Aggregate (PO-5B-2 (b)) (Benchmark)					
Date	Numerator	Denominator	CLEC Result	Standard Dev	
Aug-02	1305	1318	99.01%	9.88%	
Sep-02	1276	1289	98.99%	9.99%	
Oct-02	1548	1571	98.54%	12.01%	
Nov-02	1311	1323	99.09%	9.48%	
Dec-02	1342	1357	98.89%	10.46%	
Jan-03	1531	1539	99.48%	7.19%	
Feb-03	1345	1345	100.00%	0.00%	
Mar-03	1519	1530	99.28%	8.45%	
Apr-03	1628	1639	99.33%	8.16%	
May-03	2010	2016	99.70%	5.45%	
Jun-03	2292	2299	99.70%	5.51%	
Jul-03	2321	2328	99.70%	5.48%	



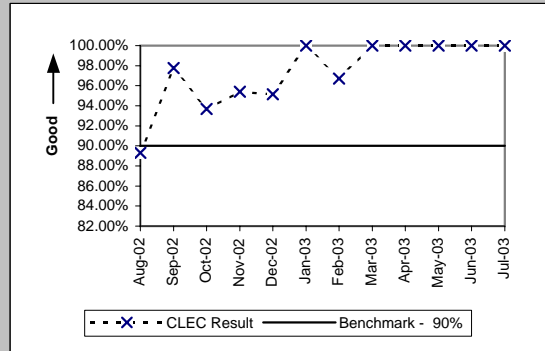
LNP (PO-5B-2 (c)) (Benchmark)					
Date	Numerator	Denominator	CLEC Result	Standard Dev	
Aug-02	921	922	99.89%	3.29%	
Sep-02	831	831	100.00%	0.00%	
Oct-02	907	908	99.89%	3.32%	
Nov-02	814	815	99.88%	3.50%	
Dec-02	527	527	100.00%	0.00%	
Jan-03	313	313	100.00%	0.00%	
Feb-03	208	208	100.00%	0.00%	
Mar-03	99	99	100.00%	0.00%	
Apr-03	94	94	100.00%	0.00%	
May-03	80	80	100.00%	0.00%	
Jun-03	58	58	100.00%	0.00%	
Jul-03	43	43	100.00%	0.00%	



PO-5C - FOCs on Time for Manual (Percent)

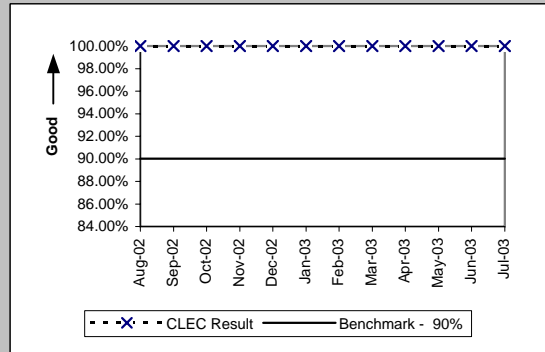
Resale Aggregate (PO-5C -(a)) (Benchmark)

Date	Numerator	Denominator	CLEC Result	Standard Dev
Aug-02	92	103	89.32%	30.89%
Sep-02	87	89	97.75%	14.82%
Oct-02	89	95	93.68%	24.32%
Nov-02	83	87	95.40%	20.94%
Dec-02	59	62	95.16%	21.46%
Jan-03	316	316	100.00%	0.00%
Feb-03	59	61	96.72%	17.81%
Mar-03	32	32	100.00%	0.00%
Apr-03	29	29	100.00%	0.00%
May-03	12	12	100.00%	0.00%
Jun-03	8	8	100.00%	0.00%
Jul-03	15	15	100.00%	0.00%



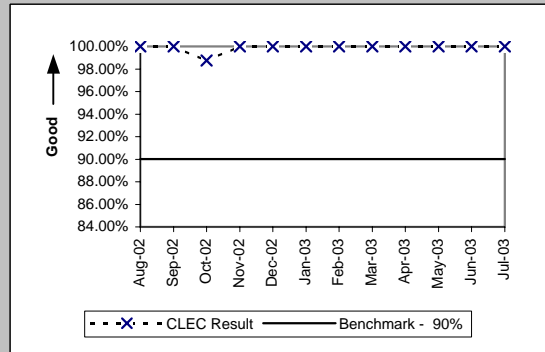
Unbundled Loop Aggregate (PO-5C -(b)) (Benchmark)

Date	Numerator	Denominator	CLEC Result	Standard Dev
Aug-02	28	28	100.00%	0.00%
Sep-02	5	5	100.00%	0.00%
Oct-02	11	11	100.00%	0.00%
Nov-02	7	7	100.00%	0.00%
Dec-02	12	12	100.00%	0.00%
Jan-03	12	12	100.00%	0.00%
Feb-03	5	5	100.00%	0.00%
Mar-03	17	17	100.00%	0.00%
Apr-03	9	9	100.00%	0.00%
May-03	5	5	100.00%	0.00%
Jun-03	1	1	100.00%	0.00%
Jul-03	10	10	100.00%	0.00%



LNP (PO-5C -(c)) (Benchmark)

Date	Numerator	Denominator	CLEC Result	Standard Dev
Aug-02	69	69	100.00%	0.00%
Sep-02	37	37	100.00%	0.00%
Oct-02	79	80	98.75%	11.11%
Nov-02	47	47	100.00%	0.00%
Dec-02	28	28	100.00%	0.00%
Jan-03	18	18	100.00%	0.00%
Feb-03	10	10	100.00%	0.00%
Mar-03	13	13	100.00%	0.00%
Apr-03	13	13	100.00%	0.00%
May-03	17	17	100.00%	0.00%
Jun-03	22	22	100.00%	0.00%
Jul-03	19	19	100.00%	0.00%

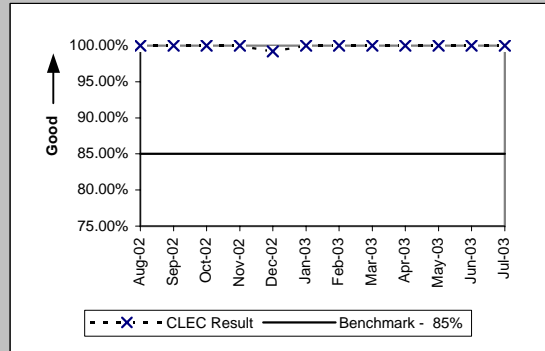




PO-5D - FOCs on Time (Percent)

LIS Trunk (PO-5D ) (Benchmark)

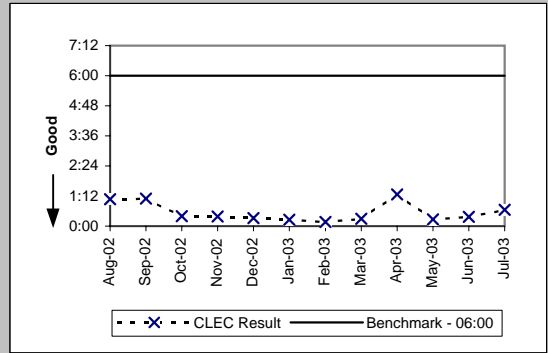
Date	Numerator	Denominator	CLEC Result	Standard Dev
Aug-02	95	95	100.00%	0.00%
Sep-02	64	64	100.00%	0.00%
Oct-02	90	90	100.00%	0.00%
Nov-02	76	76	100.00%	0.00%
Dec-02	124	125	99.20%	8.91%
Jan-03	90	90	100.00%	0.00%
Feb-03	109	109	100.00%	0.00%
Mar-03	115	115	100.00%	0.00%
Apr-03	80	80	100.00%	0.00%
May-03	79	79	100.00%	0.00%
Jun-03	98	98	100.00%	0.00%
Jul-03	29	29	100.00%	0.00%



PO-6 - Work Completion Notification Timeliness

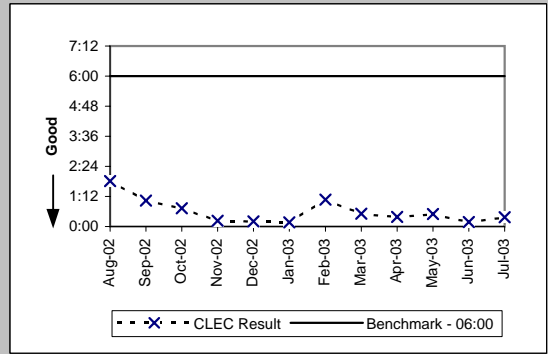
Notices Made Available via IMA - GUI All (Hours:Minutes) (PO-6A ) (Benchmark)

Date	Numerator	Denominator	CLEC Result
Aug-02	7267:31	6861	1:04
Sep-02	7824:16	7094	1:06
Oct-02	2801:01	6879	0:24
Nov-02	2186:18	5754	0:23
Dec-02	1854:40	5929	0:19
Jan-03	1828:44	7408	0:15
Feb-03	1306:53	7629	0:10
Mar-03	3010:57	9917	0:18
Apr-03	10327:48	8186	1:16
May-03	2094:57	8085	0:16
Jun-03	2575:50	7027	0:22
Jul-03	6408:00	9866	0:39



Notices Transmitted via IMA - EDI All (Hours:Minutes) (PO-6B ) (Benchmark)

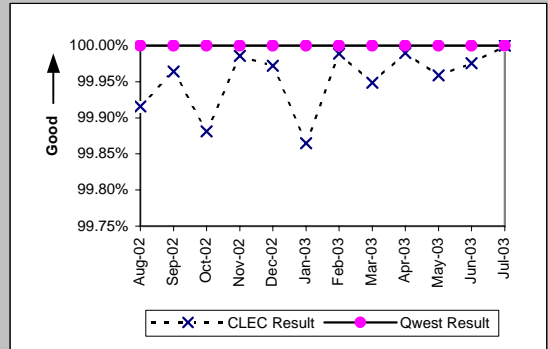
Date	Numerator	Denominator	CLEC Result
Aug-02	7960:15	4372	1:49
Sep-02	4325:22	4159	1:02
Oct-02	3769:23	5083	0:44
Nov-02	906:41	3964	0:14
Dec-02	928:48	4489	0:12
Jan-03	557:03	3325	0:10
Feb-03	3962:58	3737	1:04
Mar-03	3127:23	6029	0:31
Apr-03	2662:13	6904	0:23
May-03	4848:15	9673	0:30
Jun-03	1759:09	9701	0:11
Jul-03	5030:29	13852	0:22



PO-7 - Billing Completion Notification Timeliness

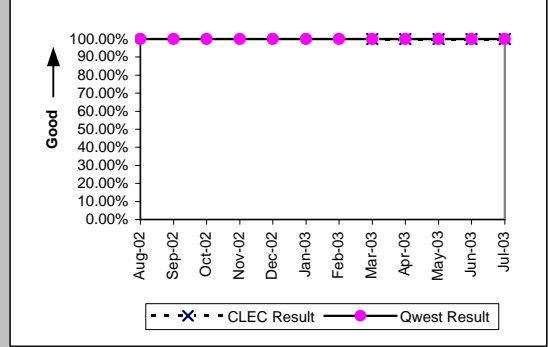
Notices Made Available via IMA - GUI / Billing System Posting Completions All (Percent) (PO-7A .C) (Parity)

Date	Numerator	Denominator	CLEC Resu	CLEC Std	Qwest Num	Qwest Den	Qwest Resu	Mod Z Scr	Parity Scr
Aug-02	8285	8292	99.92%	2.90%	371164	371164	100.00%	N/A	
Sep-02	8337	8340	99.96%	1.90%	320308	320308	100.00%	N/A	
Oct-02	8391	8401	99.88%	3.45%	367483	367483	100.00%	N/A	
Nov-02	6987	6988	99.99%	1.20%	302357	302357	100.00%	N/A	
Dec-02	7185	7187	99.97%	1.67%	274288	274288	100.00%	N/A	
Jan-03	8858	8870	99.86%	3.68%	354400	354400	100.00%	N/A	
Feb-03	9165	9166	99.99%	1.04%	362951	362951	100.00%	N/A	
Mar-03	11653	11659	99.95%	2.27%	356882	356882	100.00%	N/A	
Apr-03	9864	9865	99.99%	1.01%	341683	341683	100.00%	N/A	
May-03	9689	9693	99.96%	2.03%	330009	330009	100.00%	N/A	
Jun-03	8164	8166	99.98%	1.56%	357623	357623	100.00%	N/A	
Jul-03	10946	10946	100.00%	0.00%	372292	372292	100.00%	N/A	N/A



Notices Transmitted via IMA - EDI / Billing System Posting Completions All (Percent) (PO-7B .C) (Parity)

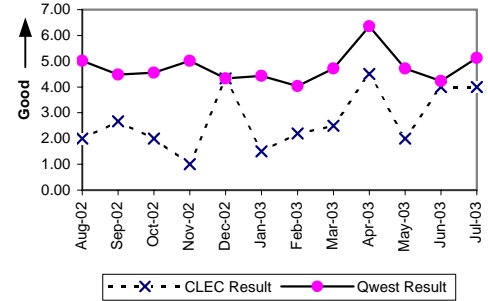
Date	Numerator	Denominator	CLEC Resu	CLEC Std	Qwest Num	Qwest Den	Qwest Resu	Mod Z Scr	Parity Scr
Aug-02					371164	371164	100.00%		
Sep-02					320308	320308	100.00%		
Oct-02					367483	367483	100.00%		
Nov-02					302357	302357	100.00%		
Dec-02					274288	274288	100.00%		
Jan-03					354400	354400	100.00%		
Feb-03					362951	362951	100.00%		
Mar-03	33	33	100.00%	0.00%	356882	356882	100.00%	N/A	N/A
Apr-03	303	303	100.00%	0.00%	341683	341683	100.00%	N/A	N/A
May-03	285	285	100.00%	0.00%	330009	330009	100.00%	N/A	N/A
Jun-03	226	226	100.00%	0.00%	357623	357623	100.00%	N/A	N/A
Jul-03	258	258	100.00%	0.00%	372292	372292	100.00%	N/A	N/A



PO-8 - Jeopardy Notice Interval

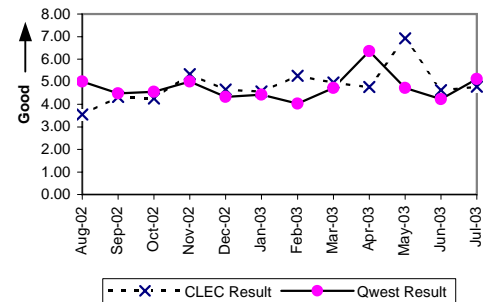
Non-Designed Services (Average Days) (PO-8 A) (Parity)

Date	CLEC Num	CLEC Dend	CLEC Resu	CLEC Std	Qwest Num	Qwest Dend	Qwest Resu	Mod Z Scr	Parity Score
Aug-02	6	3	2.00	0.00	3926	784	5.01	0.97	-0.41
Sep-02	8	3	2.67	1.53	2803	626	4.48	0.69	-0.58
Oct-02	8	4	2.00	0.00	3049	670	4.55	1.18	-0.28
Nov-02	1	1	1.00		2838	566	5.01	0.96	-0.42
Dec-02	13	3	4.33	0.58	2898	670	4.33	0	-1
Jan-03	9	6	1.50	0.84	2980	672	4.43	1.93	0.17
Feb-03	11	5	2.20	0.45	2146	532	4.03	0.96	-0.42
Mar-03	5	2	2.50	0.71	2201	466	4.72	0.45	-0.72
Apr-03	9	2	4.50	3.54	1031	162	6.36	-0.27	-1.16
May-03	4	2	2.00	0.00	335	71	4.72	0.66	-0.6
Jun-03	12	3	4.00	2.00	448	106	4.23	-0.24	-1.15
Jul-03	4	1	4.00		665	130	5.12	-1.13	-1.68



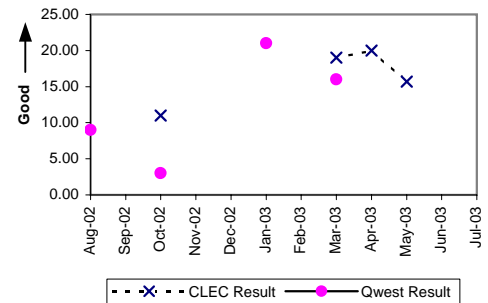
Unbundled Loops and Number Portability (Average Days) (PO-8 B) (Parity)

Date	CLEC Num	CLEC Dend	CLEC Resu	CLEC Std	Qwest Num	Qwest Dend	Qwest Resu	Mod Z Scr	Parity Score
Aug-02	227	64	3.55	2.54	3926	784	5.01	1.74	0.06
Sep-02	574	133	4.32	2.06	2803	626	4.48	0.33	-0.8
Oct-02	672	158	4.25	2.22	3049	670	4.55	0.62	-0.62
Nov-02	683	128	5.34	5.16	2838	566	5.01	-0.5	-1.3
Dec-02	586	126	4.65	3.75	2898	670	4.33	-0.73	-1.44
Jan-03	795	174	4.57	3.24	2980	672	4.43	-0.15	-1.09
Feb-03	636	121	5.26	4.65	2146	532	4.03	-2.43	-2.48
Mar-03	531	107	4.96	5.09	2201	466	4.72	-0.34	-1.21
Apr-03	648	136	4.76	2.70	1031	162	6.36	1.42	-0.14
May-03	900	130	6.92	5.59	335	71	4.72	-1.62	-1.98
Jun-03	545	118	4.62	2.74	448	106	4.23	-0.6	-1.36
Jul-03	378	79	4.78	4.25	665	130	5.12	-0.21	-1.13



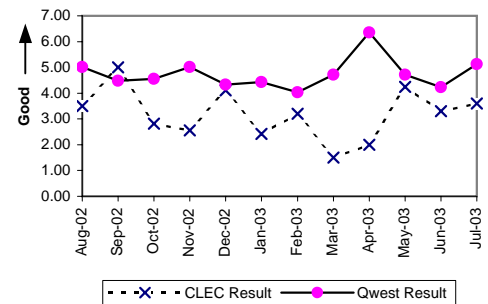
LIS Trunk (Average Days) (PO-8 C) (Parity)

Date	CLEC Num	CLEC Dend	CLEC Resu	CLEC Std	Qwest Num	Qwest Dend	Qwest Resu	Mod Z Scr	Parity Score
Aug-02					9	1	9.00		
Sep-02									
Oct-02	22	2	11.00	11.31	3	1	3.00		
Nov-02									
Dec-02									
Jan-03					21	1	21.00		
Feb-03									
Mar-03	38	2	19.00	1.41	16	1	16.00		
Apr-03	20	1	20.00						
May-03	47	3	15.67	5.77					
Jun-03									
Jul-03									



UNE - P (POTS) (Average Days) (PO-8 D) (Parity)

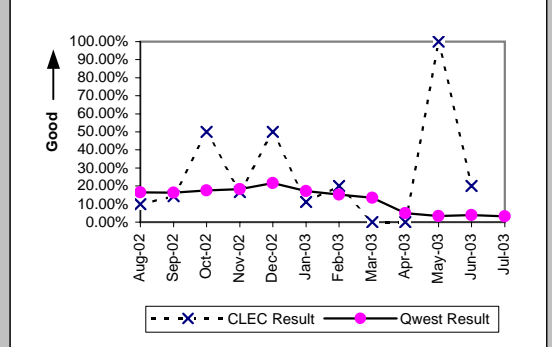
Date	CLEC Num	CLEC Dend	CLEC Resu	CLEC Std	Qwest Num	Qwest Dend	Qwest Resu	Mod Z Scr	Parity Score
Aug-02	14	4	3.50	4.73	3926	784	5.01	0.28	-0.83
Sep-02	15	3	5.00	1.00	2803	626	4.48	-0.18	-1.11
Oct-02	31	11	2.82	1.72	3049	670	4.55	1.13	-0.31
Nov-02	23	9	2.56	2.24	2838	566	5.01	1.51	-0.08
Dec-02	37	9	4.11	3.22	2898	670	4.33	-0.03	-1.02
Jan-03	29	12	2.42	2.50	2980	672	4.43	1.49	-0.09
Feb-03	16	5	3.20	2.95	2146	532	4.03	0.14	-0.91
Mar-03	9	6	1.50	0.84	2201	466	4.72	1.98	0.2
Apr-03	14	7	2.00	1.15	1031	162	6.36	1.64	0
May-03	17	4	4.25	3.20	335	71	4.72	-0.38	-1.23
Jun-03	33	10	3.30	2.45	448	106	4.23	0.48	-0.71
Jul-03	36	10	3.60	5.91	665	130	5.12	-0.09	-1.05



PO-9 - Timely Jeopardy Notices

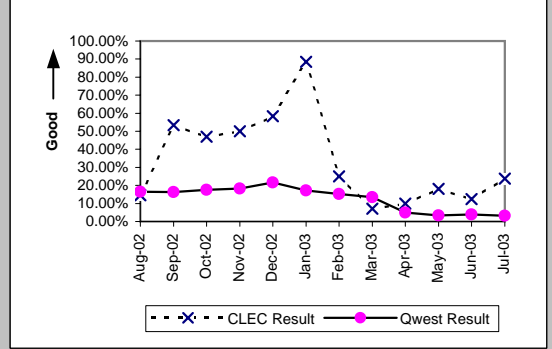
Non-Designed Services (PO-9 A) (Parity)

Date	CLEC Num	CLEC Dend	CLEC Resu	CLEC Std	Qwest Num	Qwest Dend	Qwest Resu	Mod Z Scr	Parity Score
Aug-02	1	10	10.00%	30.00%	219	1326	16.52%	0.45	-0.73
Sep-02	1	7	14.29%	34.99%	170	1047	16.24%	0.03	-0.98
Oct-02	2	4	50.00%	50.00%	178	1010	17.62%	-1.7	-2.03
Nov-02	1	6	16.67%	37.27%	152	831	18.29%	0	-1
Dec-02	2	4	50.00%	50.00%	168	776	21.65%	-1.37	-1.83
Jan-03	1	9	11.11%	31.43%	147	853	17.23%	0.38	-0.77
Feb-03	1	5	20.00%	40.00%	121	795	15.22%	-0.3	-1.18
Mar-03	0	6	0.00%	0.00%	87	646	13.47%	0.83	-0.5
Apr-03	0	1	0.00%	0.00%	29	578	5.02%	0.01	-0.99
May-03	1	1	100.00%	0.00%	9	273	3.30%	-5.41	-4.29
Jun-03	1	5	20.00%	40.00%	18	460	3.91%	-1.85	-2.12
Jul-03					15	479	3.13%		



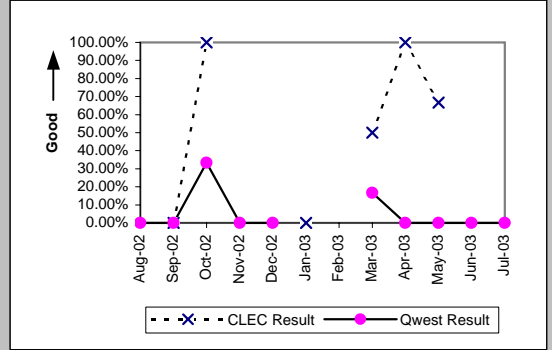
Unbundled Loops and Number Portability (PO-9 B) (Parity)

Date	CLEC Num	CLEC Dend	CLEC Resu	CLEC Std	Qwest Num	Qwest Dend	Qwest Resu	Mod Z Scr	Parity Score
Aug-02	10	69	14.49%	35.20%	219	1326	16.52%	0.41	-0.75
Sep-02	31	58	53.45%	49.88%	170	1047	16.24%	-7.48	-5.55
Oct-02	32	68	47.06%	49.91%	178	1010	17.62%	-6.17	-4.75
Nov-02	7	14	50.00%	50.00%	152	831	18.29%	-3.04	-2.85
Dec-02	7	12	58.33%	49.30%	168	776	21.65%	-3.06	-2.86
Jan-03	23	26	88.46%	31.95%	147	853	17.23%	-9.47	-6.76
Feb-03	7	28	25.00%	43.30%	121	795	15.22%	-1.42	-1.86
Mar-03	15	212	7.08%	25.64%	87	646	13.47%	2.58	0.57
Apr-03	13	132	9.85%	29.80%	29	578	5.02%	-2.29	-2.39
May-03	20	111	18.02%	38.43%	9	273	3.30%	-7.32	-5.45
Jun-03	13	104	12.50%	33.07%	18	460	3.91%	-4.08	-3.48
Jul-03	14	59	23.73%	42.54%	15	479	3.13%	-8.57	-6.21



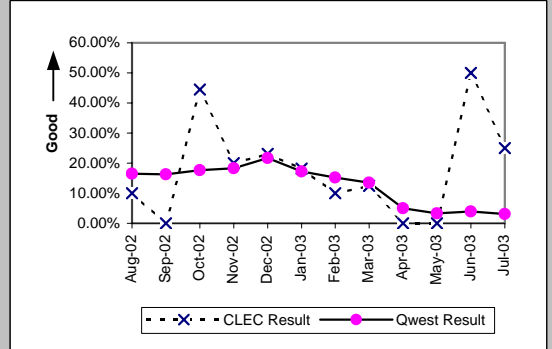
LIS Trunk (PO-9 C) (Parity)

Date	CLEC Num	CLEC Dend	CLEC Resu	CLEC Std	Qwest Num	Qwest Dend	Qwest Resu	Mod Z Scr	Parity Score
Aug-02					0	1	0.00%		
Sep-02	0	1	0.00%	0.00%	0	1	0.00%	N/A	N/A
Oct-02	2	2	100.00%	0.00%	1	3	33.33%	-1.55	-1.94
Nov-02					0	4	0.00%		
Dec-02					0	2	0.00%		
Jan-03	0	1	0.00%	0.00%					
Feb-03									
Mar-03	1	2	50.00%	50.00%	1	6	16.67%	-1.1	-1.67
Apr-03	1	1	100.00%	0.00%	0	7	0.00%	N/A	N/A
May-03	2	3	66.67%	47.14%	0	11	0.00%	N/A	N/A
Jun-03					0	4	0.00%		
Jul-03					0	5	0.00%		



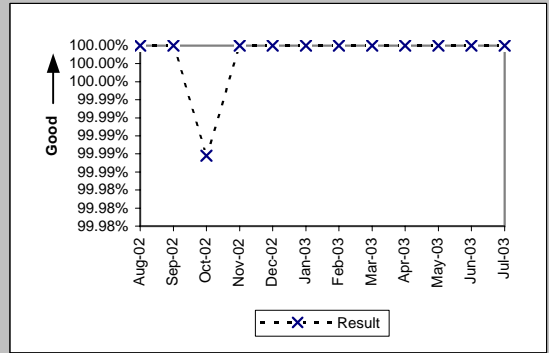
UNE - P (POTS) (PO-9 D) (Parity)

Date	CLEC Num	CLEC Dend	CLEC Resu	CLEC Std	Qwest Num	Qwest Dend	Qwest Resu	Mod Z Scr	Parity Score
Aug-02	1	10	10.00%	30.00%	219	1326	16.52%	0.45	-0.73
Sep-02	0	4	0.00%	0.00%	170	1047	16.24%	0.7	-0.58
Oct-02	4	9	44.44%	49.69%	178	1010	17.62%	-2.1	-2.28
Nov-02	2	10	20.00%	40.00%	152	831	18.29%	-0.14	-1.08
Dec-02	3	13	23.08%	42.13%	168	776	21.65%	-0.12	-1.08
Jan-03	2	11	18.18%	38.57%	147	853	17.23%	-0.08	-1.05
Feb-03	1	10	10.00%	30.00%	121	795	15.22%	0.35	-0.79
Mar-03	1	8	12.50%	33.07%	87	646	13.47%	-0.04	-1.02
Apr-03	0	11	0.00%	0.00%	29	578	5.02%	0.59	-0.64
May-03	0	7	0.00%	0.00%	9	273	3.30%	0.23	-0.86
Jun-03	1	2	50.00%	50.00%	18	460	3.91%	-3.35	-3.04
Jul-03	1	4	25.00%	43.30%	15	479	3.13%	-2.5	-2.52



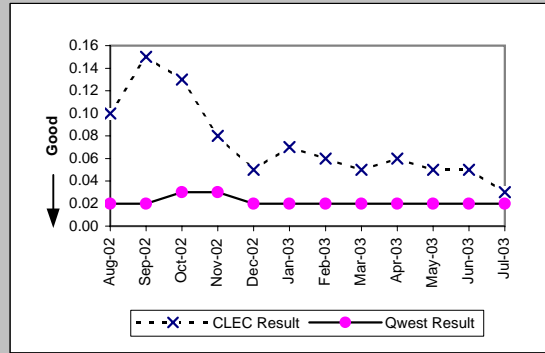
PO-10 - LSR Accountability

PO10 (Percent) Product Aggregate (PO-10 ) (Diagnostic)				
Date	Numerator	Denominator	Result	
Aug-02	99240	99240	99240	100.00%
Sep-02	76079	76079	76079	100.00%
Oct-02	106797	106810	106797	99.99%
Nov-02	91895	91895	91895	100.00%
Dec-02	82233	82233	82233	100.00%
Jan-03	12308	12308	12308	100.00%
Feb-03	13173	13173	13173	100.00%
Mar-03	18900	18900	18900	100.00%
Apr-03	17868	17868	17868	100.00%
May-03	18982	18982	18982	100.00%
Jun-03	20326	20326	20326	100.00%
Jul-03	28224	28224	28224	100.00%



PO-15 - Number of Due Date Changes per Order

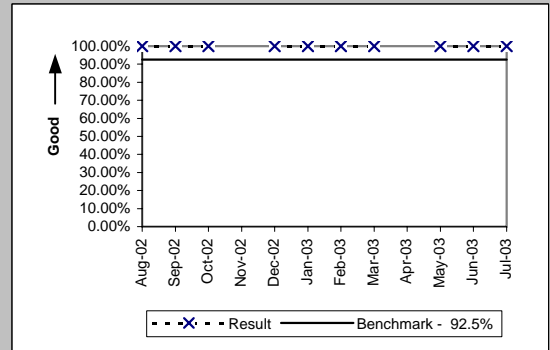
All (PO-15) (Diagnostic)										
Date	CLEC Num	CLEC Dend	CLEC Resu	CLEC Std	Qwest Num	Qwest Dend	Qwest Res	Mod Z Scr	Parity Score	
Aug-02	678	6489	0.10	0.34	1223	62776	0.02	39.79	23.19	
Sep-02	773	5283	0.15	0.42	1357	60587	0.02	46.26	27.12	
Oct-02	796	6310	0.13	0.38	1714	63409	0.03	38	22.1	
Nov-02	458	5423	0.08	0.31	1393	50375	0.03	19.89	11.1	
Dec-02	446	8206	0.05	0.25	1189	48000	0.02	13.11	6.97	
Jan-03	507	7746	0.07	0.27	961	51570	0.02	24.47	13.88	
Feb-03	526	8371	0.06	0.26	1101	47522	0.02	19.84	11.06	
Mar-03	645	13268	0.05	0.23	1041	50518	0.02	17.42	9.59	
Apr-03	659	11587	0.06	0.24	1086	52706	0.02	21.51	12.08	
May-03	692	14230	0.05	0.22	1090	52085	0.02	18.05	9.97	
Jun-03	624	12763	0.05	0.23	1192	55224	0.02	16.82	9.23	
Jul-03	556	16630	0.03	0.19	1151	61120	0.02	10.55	5.42	



PO-16 - Timely Release Notifications

(PO-16 ) (Percent) (Benchmark)

Date	Numerator	Denominator	Result
Aug-02	1	1	100.00%
Sep-02	2	2	100.00%
Oct-02	7	7	100.00%
Nov-02	0	0	
Dec-02	2	2	100.00%
Jan-03	3	3	100.00%
Feb-03	3	3	100.00%
Mar-03	4	4	100.00%
Apr-03	0	0	
May-03	1	1	100.00%
Jun-03	1	1	100.00%
Jul-03	5	5	100.00%

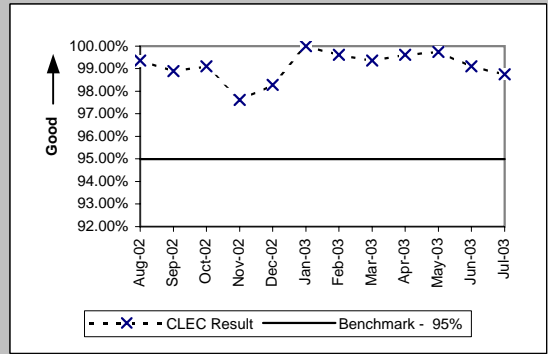


If the release notifications are less than 10 in the reporting month, the standard is 1 miss

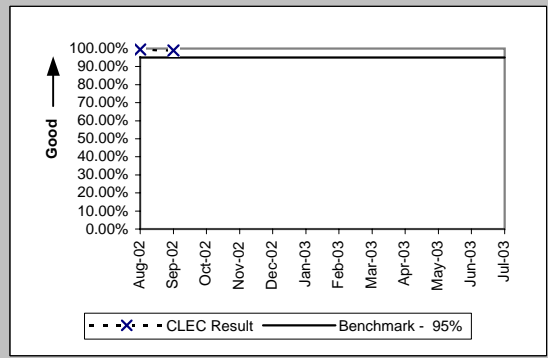


PO-19 - Stand-Alone Test Environment (SATE) Accuracy

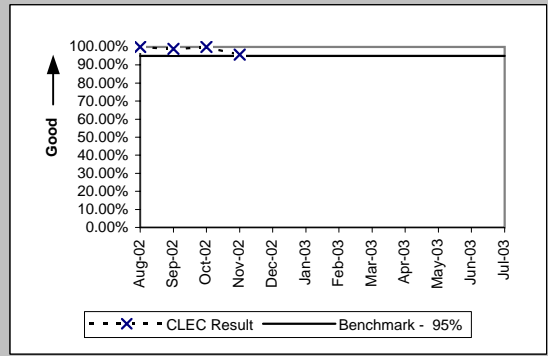
(PO-19) (Percent) (Benchmark)				
Date	CLEC Num	CLEC Denom	CLEC Result	
Aug-02	628	632	99.37%	
Sep-02	624	631	98.89%	
Oct-02	665	671	99.11%	
Nov-02	695	712	97.61%	
Dec-02	515	524	98.28%	
Jan-03	524	524	100.00%	
Feb-03	526	528	99.62%	
Mar-03	775	780	99.36%	
Apr-03	777	780	99.62%	
May-03	778	780	99.74%	
Jun-03	774	781	99.10%	
Jul-03	871	882	98.75%	



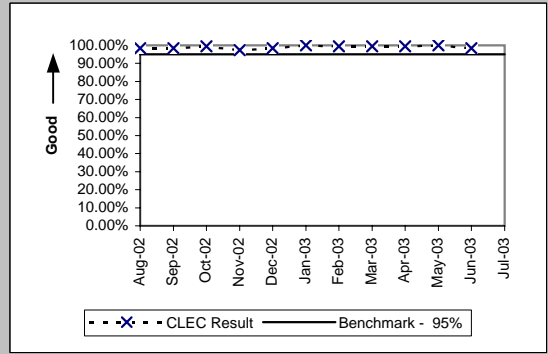
(PO-19 A) Rel. 8.0 (Percent) (Benchmark)				
Date	CLEC Num	CLEC Denom	CLEC Result	
Aug-02	187	188	99.47%	
Sep-02	186	188	98.94%	
Oct-02				
Nov-02				
Dec-02				
Jan-03				
Feb-03				
Mar-03				
Apr-03				
May-03				
Jun-03				
Jul-03				



(PO-19 A) Rel. 9.0 (Percent) (Benchmark)				
Date	CLEC Num	CLEC Denom	CLEC Result	
Aug-02	189	189	100.00%	
Sep-02	187	189	98.94%	
Oct-02	189	189	100.00%	
Nov-02	181	189	95.77%	
Dec-02				
Jan-03				
Feb-03				
Mar-03				
Apr-03				
May-03				
Jun-03				
Jul-03				



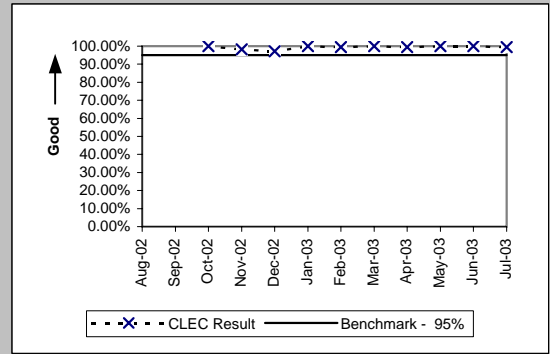
(PO-19 A) Rel. 10.0 (Percent) (Benchmark)				
Date	CLEC Num	CLEC Denom	CLEC Result	
Aug-02	191	194	98.45%	
Sep-02	190	193	98.45%	
Oct-02	192	193	99.48%	
Nov-02	189	194	97.42%	
Dec-02	192	195	98.46%	
Jan-03	195	195	100.00%	
Feb-03	196	197	99.49%	
Mar-03	196	197	99.49%	
Apr-03	196	197	99.49%	
May-03	197	197	100.00%	
Jun-03	195	198	98.48%	
Jul-03				



PO-19 - Stand-Alone Test Environment (SATE) Accuracy

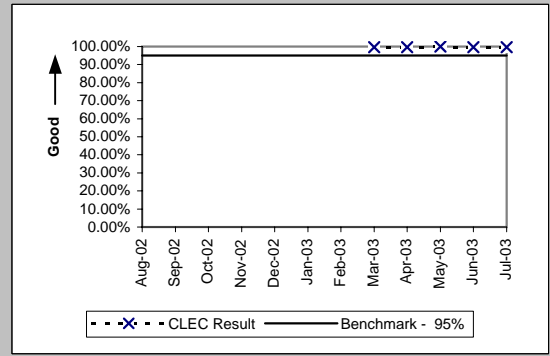
(PO-19 A) Rel. 11.0 (Percent) (Benchmark)

Date	CLEC Num	CLEC Denom	CLEC Result
Aug-02			
Sep-02			
Oct-02	224	224	100.00%
Nov-02	214	218	98.17%
Dec-02	212	218	97.25%
Jan-03	218	218	100.00%
Feb-03	219	220	99.55%
Mar-03	221	221	100.00%
Apr-03	220	221	99.55%
May-03	221	221	100.00%
Jun-03	221	221	100.00%
Jul-03	220	221	99.55%



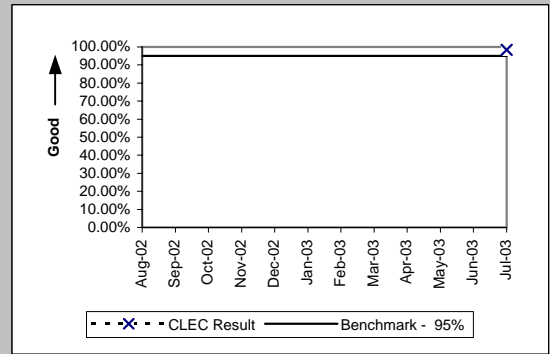
(PO-19 A) Rel. 12.0 (Percent) (Benchmark)

Date	CLEC Num	CLEC Denom	CLEC Result
Aug-02			
Sep-02			
Oct-02			
Nov-02			
Dec-02			
Jan-03			
Feb-03			
Mar-03	239	240	99.58%
Apr-03	239	240	99.58%
May-03	240	240	100.00%
Jun-03	239	240	99.58%
Jul-03	239	240	99.58%



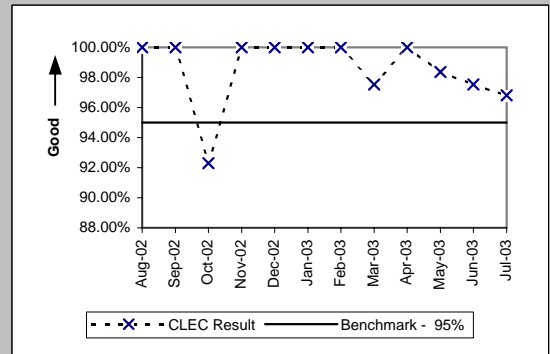
(PO-19) Rel. 13.0 (Percent) (Benchmark)

Date	CLEC Num	CLEC Denom	CLEC Result
Aug-02			
Sep-02			
Oct-02			
Nov-02			
Dec-02			
Jan-03			
Feb-03			
Mar-03			
Apr-03			
May-03			
Jun-03			
Jul-03	260	264	98.48%



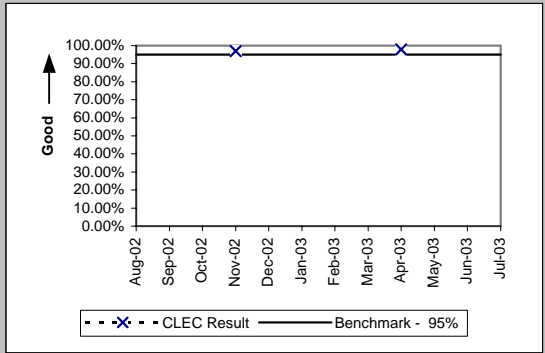
(PO-19 A) Rel. VICKI (Percent) (Benchmark)

Date	CLEC Num	CLEC Denom	CLEC Result
Aug-02	61	61	100.00%
Sep-02	61	61	100.00%
Oct-02	60	65	92.31%
Nov-02	111	111	100.00%
Dec-02	111	111	100.00%
Jan-03	111	111	100.00%
Feb-03	111	111	100.00%
Mar-03	119	122	97.54%
Apr-03	122	122	100.00%
May-03	120	122	98.36%
Jun-03	119	122	97.54%
Jul-03	152	157	96.82%



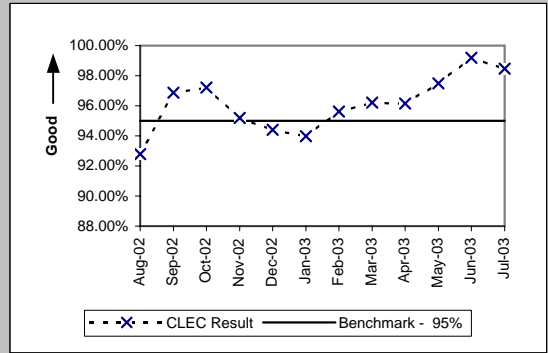
PO-19 - Stand-Alone Test Environment (SATE) Accuracy

(PO-19 B) (Percent) (Benchmark)			
Date	CLEC Num	CLEC Denom	CLEC Result
Aug-02			
Sep-02			
Oct-02			
Nov-02	165	170	97.06%
Dec-02			
Jan-03			
Feb-03			
Mar-03			
Apr-03	178	182	97.80%
May-03			
Jun-03			
Jul-03			

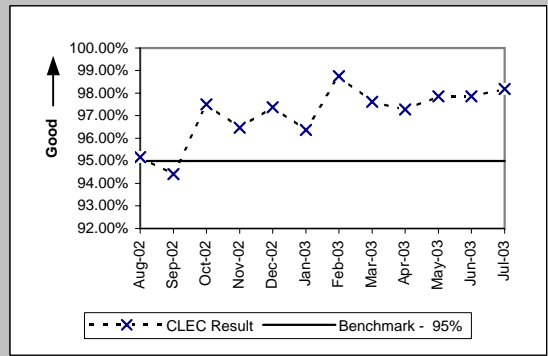


PO-20 Manual Service Order Accuracy

Resale POTS and UNE-P (POTS) (Benchmark)				
Date	CLEC Num	CLEC Denom	CLEC Result	
Aug-02	501	540	92.78%	
Sep-02	465	480	96.88%	
Oct-02	525	540	97.22%	
Nov-02	476	500	95.20%	
Dec-02	472	500	94.40%	
Jan-03	484	515	93.98%	
Feb-03	459	480	95.63%	
Mar-03	457	475	96.21%	
Apr-03	500	520	96.15%	
May-03	507	520	97.50%	
Jun-03	496	500	99.20%	
Jul-03	512	520	98.46%	

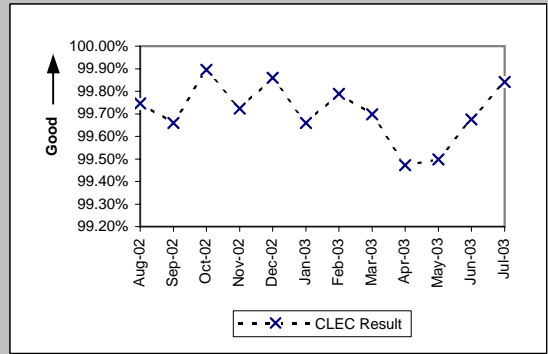


Unbundled Loops (Analog & NL 2-wire) (Benchmark)				
Date	CLEC Num	CLEC Denom	CLEC Result	
Aug-02	413	434	95.16%	
Sep-02	372	394	94.42%	
Oct-02	429	440	97.50%	
Nov-02	383	397	96.47%	
Dec-02	409	420	97.38%	
Jan-03	424	440	96.36%	
Feb-03	395	400	98.75%	
Mar-03	410	420	97.62%	
Apr-03	428	440	97.27%	
May-03	411	420	97.86%	
Jun-03	411	420	97.86%	
Jul-03	432	440	98.18%	



Order Accuracy

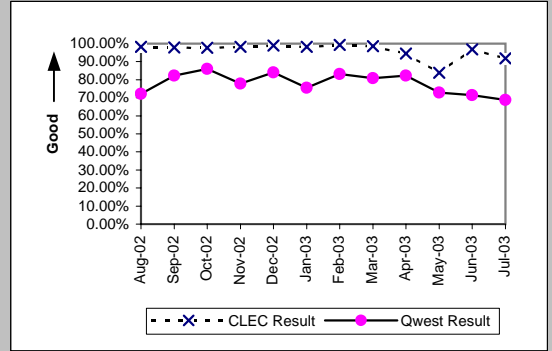
(Diagnostic)			
Date	CLEC Num	CLEC Denom	CLEC Result
Aug-02	6274	6290	99.75%
Sep-02	5850	5870	99.66%
Oct-02	5713	5719	99.90%
Nov-02	5767	5783	99.72%
Dec-02	6631	6640	99.86%
Jan-03	7710	7736	99.66%
Feb-03	8029	8046	99.79%
Mar-03	10866	10899	99.70%
Apr-03	12265	12330	99.47%
May-03	12696	12760	99.50%
Jun-03	13210	13253	99.68%
Jul-03	14465	14488	99.84%



Additional information related to OP-5 new service installation quality - order accuracy

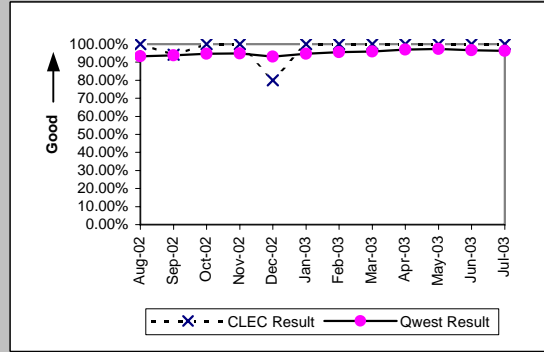
OP-2 - Calls Answered within Twenty Seconds - Interconnect Provisioning Center

Calls Answered within Twenty Seconds - Interconnect Provisioning Center (Percent) (OP-2) (Parity)						
Date	CLEC Num	CLEC Denom	CLEC Result	Qwest Num	Qwest Denom	Qwest Result
Aug-02	30142	30673	98.27%	2654557	3682542	72.08%
Sep-02	29029	29677	97.82%	2747435	3340161	82.25%
Oct-02	32143	32925	97.62%	2788825	3240021	86.07%
Nov-02	25745	26219	98.19%	2036091	2616966	77.80%
Dec-02	23980	24241	98.92%	2165894	2577208	84.04%
Jan-03	23917	24362	98.17%	2238227	2964996	75.49%
Feb-03	20899	21046	99.30%	2128566	2559622	83.16%
Mar-03	23866	24212	98.57%	2248592	2781661	80.84%
Apr-03	26748	28312	94.48%	2276242	2764235	82.35%
May-03	23655	28191	83.91%	2042164	2801297	72.90%
Jun-03	25407	26248	96.80%	2052431	2870341	71.50%
Jul-03	26243	28550	91.92%	2078165	3019253	68.83%

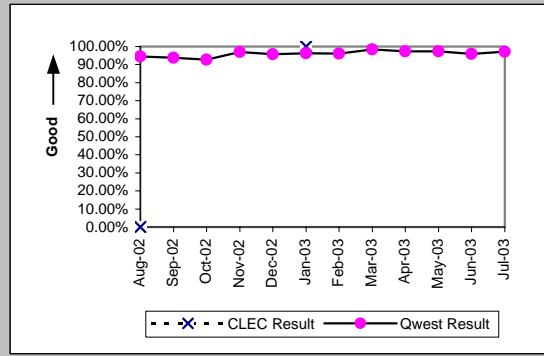


OP-3A - Installation Commitments Met (Percent) - Dispatches within MSAs

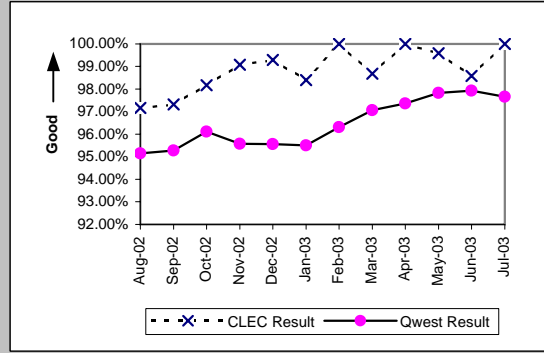
Business (Parity)									
Date	CLEC Num	CLEC Denc	CLEC Resu	CLEC Std E	Qwest Num	Qwest Denc	Qwest Resu	Mod Z Scr	Parity Scr
Aug-02	8	8	100.00%	0.00%	2507	2686	93.34%	-0.75	-1.46
Sep-02	16	17	94.12%	23.53%	2441	2604	93.74%	-0.06	-1.04
Oct-02	11	11	100.00%	0.00%	2823	2983	94.64%	-0.79	-1.48
Nov-02	12	12	100.00%	0.00%	2485	2622	94.78%	-0.81	-1.49
Dec-02	8	10	80.00%	40.00%	2039	2190	93.11%	1.36	-0.17
Jan-03	7	7	100.00%	0.00%	2417	2554	94.64%	-0.63	-1.38
Feb-03	8	8	100.00%	0.00%	2174	2276	95.52%	-0.61	-1.37
Mar-03	9	9	100.00%	0.00%	2458	2562	95.94%	-0.62	-1.37
Apr-03	12	12	100.00%	0.00%	2380	2454	96.98%	-0.61	-1.37
May-03	14	14	100.00%	0.00%	2412	2480	97.26%	-0.63	-1.38
Jun-03	13	13	100.00%	0.00%	2394	2476	96.69%	-0.67	-1.4
Jul-03	13	13	100.00%	0.00%	2459	2553	96.32%	-0.7	-1.43



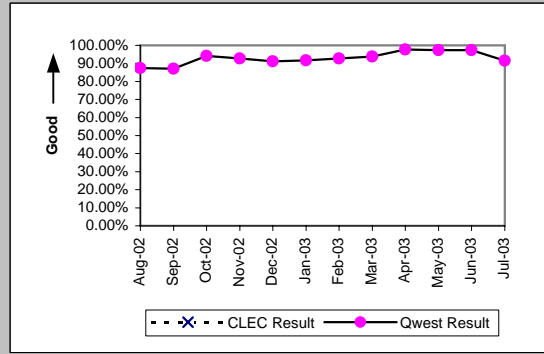
Centrex (Parity)									
Date	CLEC Num	CLEC Denc	CLEC Resu	CLEC Std E	Qwest Num	Qwest Denc	Qwest Resu	Mod Z Scr	Parity Scr
Aug-02	0	1	0.00%	0.00%	594	628	94.59%	1.93	0.17
Sep-02					512	546	93.77%		
Oct-02					480	518	92.66%		
Nov-02					451	465	96.99%		
Dec-02					431	450	95.78%		
Jan-03	1	1	100.00%	0.00%	388	403	96.28%	-0.2	-1.12
Feb-03					417	434	96.08%		
Mar-03					535	544	98.35%		
Apr-03					323	332	97.29%		
May-03					377	387	97.42%		
Jun-03					488	509	95.87%		
Jul-03					442	455	97.14%		



Residence (Parity)									
Date	CLEC Num	CLEC Denc	CLEC Resu	CLEC Std E	Qwest Num	Qwest Denc	Qwest Resu	Mod Z Scr	Parity Scr
Aug-02	206	212	97.17%	16.58%	10028	10539	95.15%	-1.35	-1.82
Sep-02	109	112	97.32%	16.15%	9408	9874	95.28%	-1.01	-1.62
Oct-02	107	109	98.17%	13.42%	10366	10785	96.12%	-1.1	-1.67
Nov-02	108	109	99.08%	9.53%	7855	8219	95.57%	-1.77	-2.08
Dec-02	140	141	99.29%	8.39%	7603	7956	95.56%	-2.13	-2.3
Jan-03	245	249	98.39%	12.57%	8099	8480	95.51%	-2.17	-2.32
Feb-03	253	253	100.00%	0.00%	7402	7686	96.31%	-3.07	-2.86
Mar-03	224	227	98.68%	11.42%	8015	8257	97.07%	-1.42	-1.86
Apr-03	226	226	100.00%	0.00%	8485	8715	97.36%	-2.44	-2.49
May-03	246	247	99.60%	6.35%	8251	8434	97.83%	-1.88	-2.14
Jun-03	278	282	98.58%	11.83%	8783	8969	97.93%	-0.76	-1.46
Jul-03	607	607	100.00%	0.00%	9306	9529	97.66%	-3.7	-3.25

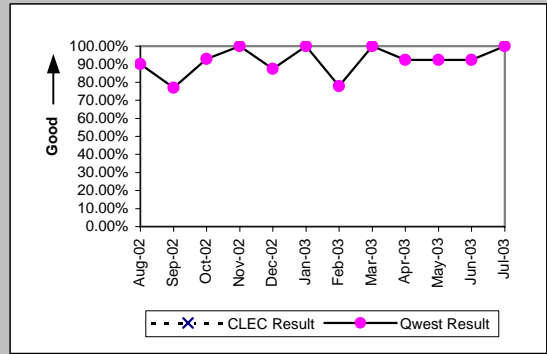


Centrex 21 (Parity)									
Date	CLEC Num	CLEC Denc	CLEC Resu	CLEC Std E	Qwest Num	Qwest Denc	Qwest Resu	Mod Z Scr	Parity Scr
Aug-02					119	136	87.50%		
Sep-02					128	147	87.07%		
Oct-02					147	156	94.23%		
Nov-02					103	111	92.79%		
Dec-02					114	125	91.20%		
Jan-03					110	120	91.67%		
Feb-03					102	110	92.73%		
Mar-03					120	128	93.75%		
Apr-03					126	129	97.67%		
May-03					113	116	97.41%		
Jun-03					113	116	97.41%		
Jul-03					130	142	91.55%		

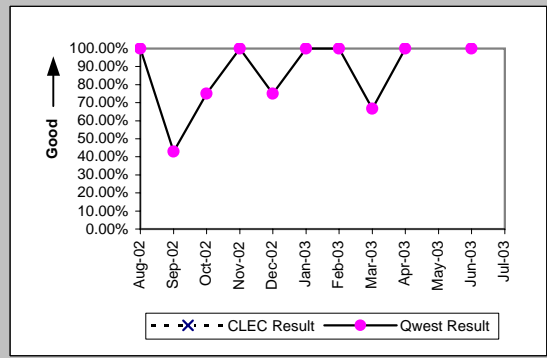


OP-3A - Installation Commitments Met (Percent) - Dispatches within MSAs

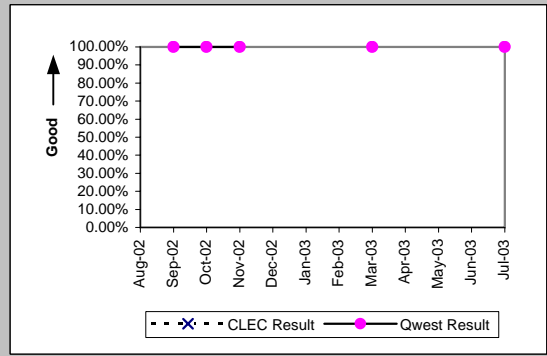
PBX (Parity)									
Date	CLEC Num	CLEC Denc	CLEC Resu	CLEC Std I	Qwest Num	Qwest Denc	Qwest Resu	Mod Z Scr	Parity Scr
Aug-02					9	10	90.00%		
Sep-02					10	13	76.92%		
Oct-02					13	14	92.86%		
Nov-02					10	10	100.00%		
Dec-02					7	8	87.50%		
Jan-03					6	6	100.00%		
Feb-03					7	7	77.78%		
Mar-03					9	9	100.00%		
Apr-03					12	13	92.31%		
May-03					12	13	92.31%		
Jun-03					12	13	92.31%		
Jul-03					6	6	100.00%		



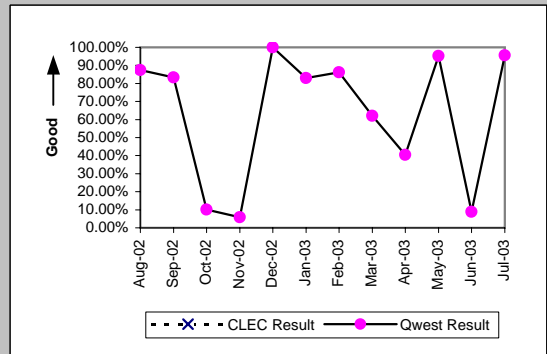
Basic Rate ISDN (Parity)									
Date	CLEC Num	CLEC Denc	CLEC Resu	CLEC Std I	Qwest Num	Qwest Denc	Qwest Resu	Mod Z Scr	Parity Scr
Aug-02					3	3	100.00%		
Sep-02					3	7	42.86%		
Oct-02					3	4	75.00%		
Nov-02					6	6	100.00%		
Dec-02					3	4	75.00%		
Jan-03					3	3	100.00%		
Feb-03					2	2	100.00%		
Mar-03					4	6	66.67%		
Apr-03					1	1	100.00%		
May-03									
Jun-03					3	3	100.00%		
Jul-03									



ISDN Primary (Parity)									
Date	CLEC Num	CLEC Denc	CLEC Resu	CLEC Std I	Qwest Num	Qwest Denc	Qwest Resu	Mod Z Scr	Parity Scr
Aug-02									
Sep-02					1	1	100.00%		
Oct-02					7	7	100.00%		
Nov-02					2	2	100.00%		
Dec-02									
Jan-03									
Feb-03									
Mar-03					1	1	100.00%		
Apr-03									
May-03									
Jun-03									
Jul-03					1	1	100.00%		



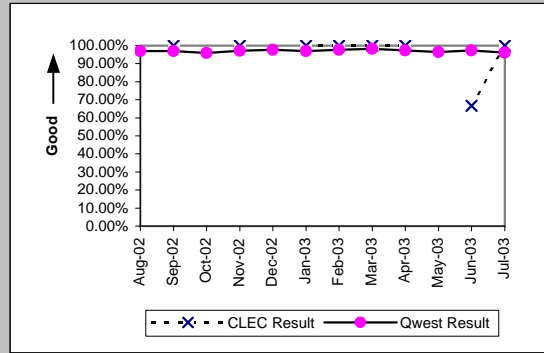
DS0 (Parity)									
Date	CLEC Num	CLEC Denc	CLEC Resu	CLEC Std I	Qwest Num	Qwest Denc	Qwest Resu	Mod Z Scr	Parity Scr
Aug-02					7	8	87.50%		
Sep-02					15	18	83.33%		
Oct-02					6	59	10.17%		
Nov-02					2	34	5.88%		
Dec-02					1	1	100.00%		
Jan-03					283	341	82.99%		
Feb-03					87	101	86.14%		
Mar-03					100	161	62.11%		
Apr-03					17	42	40.48%		
May-03					20	21	95.24%		
Jun-03					5	56	8.93%		
Jul-03					282	295	95.59%		



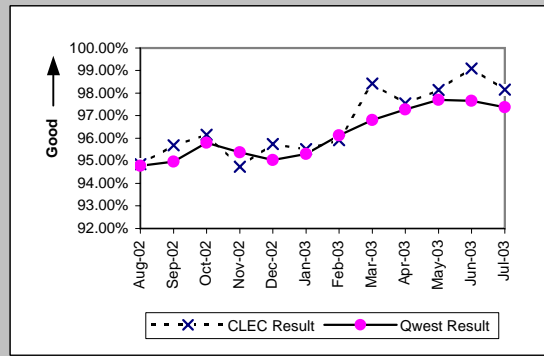


OP-3A - Installation Commitments Met (Percent) - Dispatches within MSAs

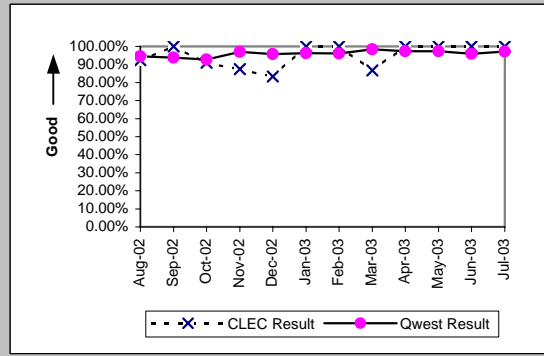
Qwest DSL (Parity)									
Date	CLEC Num	CLEC Dend	CLEC Resu	CLEC Std E	Qwest Num	Qwest Dend	Qwest Resu	Mod Z Scr	Parity Scr
Aug-02					960	990	96.97%		
Sep-02	1	1	100.00%	0.00%	1019	1050	97.05%	-0.17	-1.11
Oct-02					1038	1083	95.84%		
Nov-02	1	1	100.00%	0.00%	811	834	97.24%	-0.17	-1.1
Dec-02					866	886	97.74%		
Jan-03	1	1	100.00%	0.00%	912	941	96.92%	-0.18	-1.11
Feb-03	1	1	100.00%	0.00%	784	802	97.76%	-0.15	-1.09
Mar-03	2	2	100.00%	0.00%	740	753	98.27%	-0.19	-1.11
Apr-03	2	2	100.00%	0.00%	638	655	97.40%	-0.23	-1.14
May-03					486	504	96.43%		
Jun-03	2	3	66.67%	47.14%	390	401	97.26%	1.73	0.05
Jul-03	7	7	100.00%	0.00%	323	336	96.13%	-0.53	-1.32



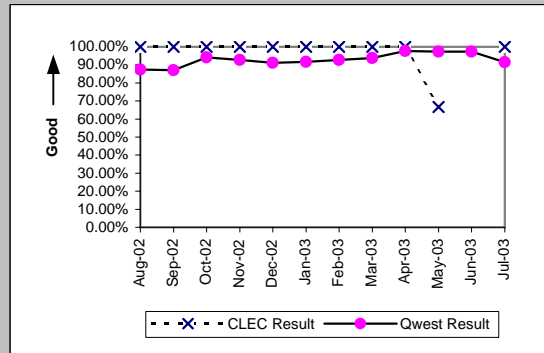
UNE - P (POTS) (Parity)									
Date	CLEC Num	CLEC Dend	CLEC Resu	CLEC Std E	Qwest Num	Qwest Dend	Qwest Resu	Mod Z Scr	Parity Scr
Aug-02	129	136	94.85%	22.10%	12535	13225	94.78%	-0.04	-1.02
Sep-02	111	116	95.69%	20.31%	11849	12478	94.96%	-0.36	-1.22
Oct-02	125	130	96.15%	19.23%	13189	13768	95.79%	-0.2	-1.12
Nov-02	126	133	94.74%	22.33%	10340	10841	95.38%	0.39	-0.76
Dec-02	135	141	95.74%	20.18%	9642	10146	95.03%	-0.39	-1.23
Jan-03	192	201	95.52%	20.68%	10516	11034	95.31%	-0.14	-1.09
Feb-03	188	196	95.92%	19.79%	9576	9962	96.13%	0.2	-0.88
Mar-03	314	319	98.43%	12.42%	10473	10819	96.80%	-1.63	-1.99
Apr-03	279	286	97.55%	15.45%	10865	11169	97.28%	-0.28	-1.17
May-03	318	324	98.15%	13.48%	10663	10914	97.70%	-0.53	-1.32
Jun-03	217	219	99.09%	9.51%	11177	11445	97.66%	-1.38	-1.84
Jul-03	266	271	98.16%	13.46%	11765	12082	97.38%	-0.79	-1.48



UNE P (Centrex) (Parity)									
Date	CLEC Num	CLEC Dend	CLEC Resu	CLEC Std E	Qwest Num	Qwest Dend	Qwest Resu	Mod Z Scr	Parity Scr
Aug-02	12	13	92.31%	26.65%	594	628	94.59%	0.4	-0.76
Sep-02	10	10	100.00%	0.00%	512	546	93.77%	-0.81	-1.49
Oct-02	10	11	90.91%	28.75%	480	518	92.66%	0.27	-0.83
Nov-02	7	8	87.50%	33.07%	451	465	96.99%	1.15	-0.3
Dec-02	10	12	83.33%	37.27%	431	450	95.78%	1.63	-0.01
Jan-03	10	10	100.00%	0.00%	388	403	96.28%	-0.61	-1.37
Feb-03	10	10	100.00%	0.00%	417	434	96.08%	-0.63	-1.38
Mar-03	13	15	86.67%	33.99%	535	544	98.35%	2.18	0.33
Apr-03	17	17	100.00%	0.00%	323	332	97.29%	-0.67	-1.41
May-03	6	6	100.00%	0.00%	377	387	97.42%	-0.4	-1.24
Jun-03	8	8	100.00%	0.00%	488	509	95.87%	-0.58	-1.35
Jul-03	8	8	100.00%	0.00%	442	455	97.14%	-0.48	-1.29

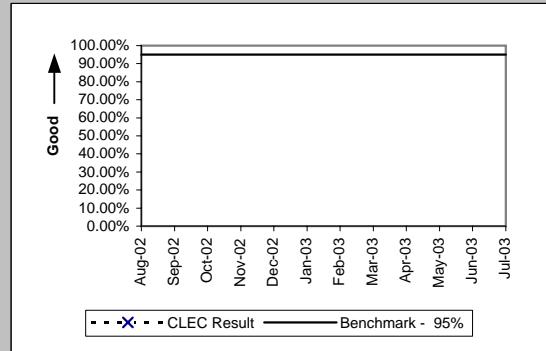


UNE P (Centrex 21) (Parity)									
Date	CLEC Num	CLEC Dend	CLEC Resu	CLEC Std E	Qwest Num	Qwest Dend	Qwest Resu	Mod Z Scr	Parity Scr
Aug-02	3	3	100.00%	0.00%	119	136	87.50%	-0.65	-1.39
Sep-02	3	3	100.00%	0.00%	128	147	87.07%	-0.66	-1.4
Oct-02	4	4	100.00%	0.00%	147	156	94.23%	-0.49	-1.3
Nov-02	5	5	100.00%	0.00%	103	111	92.79%	-0.61	-1.37
Dec-02	10	10	100.00%	0.00%	114	125	91.20%	-0.95	-1.57
Jan-03	3	3	100.00%	0.00%	110	120	91.67%	-0.52	-1.31
Feb-03	4	4	100.00%	0.00%	102	110	92.73%	-0.55	-1.33
Mar-03	4	4	100.00%	0.00%	120	128	93.75%	-0.51	-1.31
Apr-03	5	5	100.00%	0.00%	126	129	97.67%	-0.34	-1.21
May-03	2	3	66.67%	47.14%	113	116	97.41%	1.69	0.03
Jun-03					113	116	97.41%		
Jul-03	4	4	100.00%	0.00%	130	142	91.55%	-0.6	-1.36



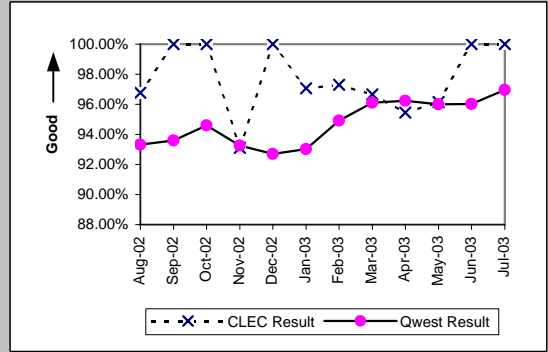
OP-3A - Installation Commitments Met (Percent) - Dispatches within MSAs

Line Sharing (Benchmark)				
Date	Numerator	Denominator	CLEC Result	Standard Dev
Aug-02				
Sep-02				
Oct-02				
Nov-02				
Dec-02				
Jan-03				
Feb-03				
Mar-03				
Apr-03				
May-03				
Jun-03				
Jul-03				

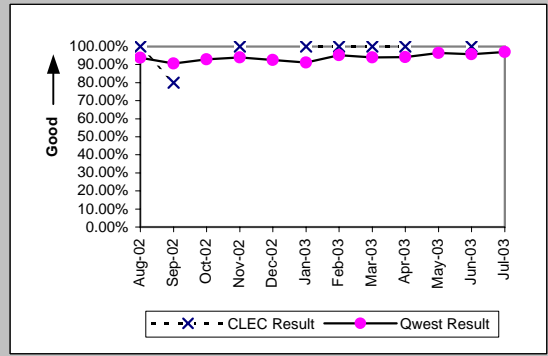


OP-3B - Installation Commitments Met (Percent) - Dispatches outside MSAs

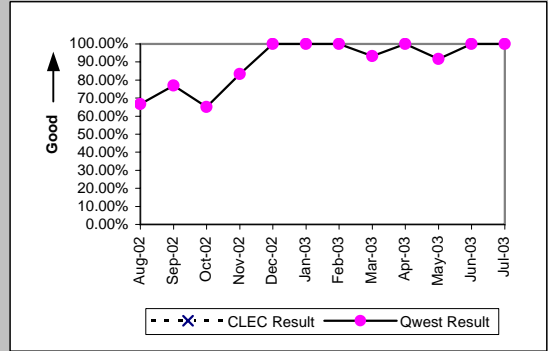
Residence (Parity)									
Date	CLEC Num	CLEC Denc	CLEC Resu	CLEC Std	Qwest Num	Qwest Denc	Qwest Resu	Mod Z Scr	Parity Scr
Aug-02	30	31	96.77%	17.67%	1702	1824	93.31%	-0.77	-1.47
Sep-02	16	16	100.00%	0.00%	1577	1685	93.59%	-1.04	-1.63
Oct-02	26	26	100.00%	0.00%	1736	1835	94.60%	-1.21	-1.74
Nov-02	27	29	93.10%	25.34%	1342	1439	93.26%	0.11	-0.94
Dec-02	26	26	100.00%	0.00%	1358	1465	92.70%	-1.42	-1.86
Jan-03	33	34	97.06%	16.90%	1371	1474	93.01%	-0.92	-1.56
Feb-03	36	37	97.30%	16.22%	1305	1375	94.91%	-0.65	-1.4
Mar-03	29	30	96.67%	17.95%	1380	1436	96.10%	-0.16	-1.1
Apr-03	21	22	95.45%	20.83%	1529	1589	96.22%	0.26	-0.84
May-03	25	26	96.15%	19.23%	1487	1549	96.00%	-0.04	-1.02
Jun-03	19	19	100.00%	0.00%	1524	1587	96.03%	-0.88	-1.54
Jul-03	15	15	100.00%	0.00%	1661	1713	96.96%	-0.68	-1.41



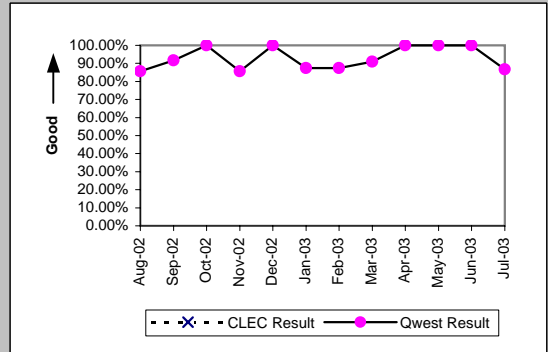
Business (Parity)									
Date	CLEC Num	CLEC Denc	CLEC Resu	CLEC Std	Qwest Num	Qwest Denc	Qwest Resu	Mod Z Scr	Parity Scr
Aug-02	3	3	100.00%	0.00%	304	324	93.83%	-0.44	-1.27
Sep-02	4	5	80.00%	40.00%	258	285	90.53%	0.71	-0.57
Oct-02					377	406	92.86%		
Nov-02	3	3	100.00%	0.00%	265	282	93.97%	-0.44	-1.27
Dec-02					261	282	92.55%		
Jan-03	1	1	100.00%	0.00%	306	336	91.07%	-0.31	-1.19
Feb-03	1	1	100.00%	0.00%	280	294	95.24%	-0.22	-1.14
Mar-03	2	2	100.00%	0.00%	297	316	93.99%	-0.36	-1.22
Apr-03	3	3	100.00%	0.00%	287	305	94.10%	-0.43	-1.26
May-03					278	288	96.53%		
Jun-03	1	1	100.00%	0.00%	293	306	95.75%	-0.21	-1.13
Jul-03					296	305	97.05%		



Centrex (Parity)									
Date	CLEC Num	CLEC Denc	CLEC Resu	CLEC Std	Qwest Num	Qwest Denc	Qwest Resu	Mod Z Scr	Parity Scr
Aug-02					14	21	66.67%		
Sep-02					10	13	76.92%		
Oct-02					13	20	65.00%		
Nov-02					10	12	83.33%		
Dec-02					6	6	100.00%		
Jan-03					9	9	100.00%		
Feb-03					4	4	100.00%		
Mar-03					14	15	93.33%		
Apr-03					11	11	100.00%		
May-03					11	12	91.67%		
Jun-03					11	11	100.00%		
Jul-03					8	8	100.00%		

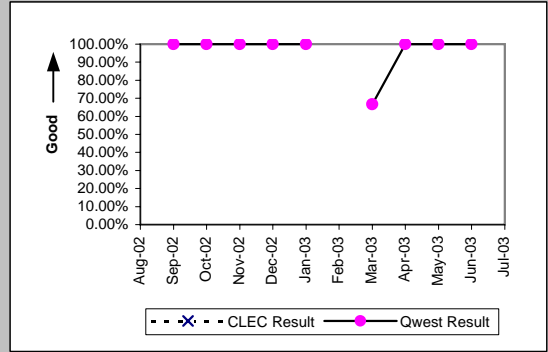


Centrex 21 (Parity)									
Date	CLEC Num	CLEC Denc	CLEC Resu	CLEC Std	Qwest Num	Qwest Denc	Qwest Resu	Mod Z Scr	Parity Scr
Aug-02					6	7	85.71%		
Sep-02					11	12	91.67%		
Oct-02					11	11	100.00%		
Nov-02					12	14	85.71%		
Dec-02					9	9	100.00%		
Jan-03					7	8	87.50%		
Feb-03					7	8	87.50%		
Mar-03					10	11	90.91%		
Apr-03					7	7	100.00%		
May-03					15	15	100.00%		
Jun-03					12	12	100.00%		
Jul-03					13	15	86.67%		

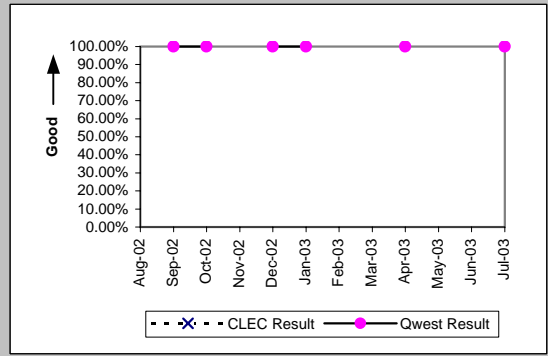


OP-3B - Installation Commitments Met (Percent) - Dispatches outside MSAs

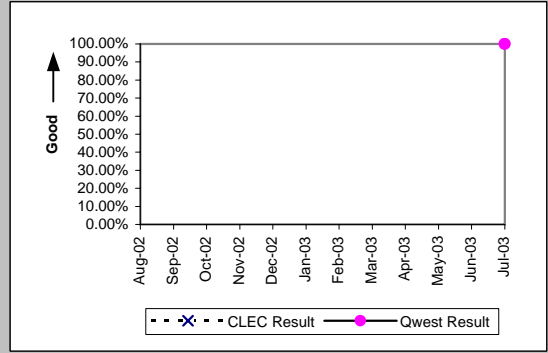
PBX (Parity)									
Date	CLEC Num	CLEC Denc	CLEC Resu	CLEC Std	Qwest Num	Qwest Denc	Qwest Resu	Mod Z Scr	Parity Scr
Aug-02									
Sep-02					2	2	100.00%		
Oct-02					1	1	100.00%		
Nov-02					2	2	100.00%		
Dec-02					2	2	100.00%		
Jan-03					1	1	100.00%		
Feb-03									
Mar-03					2	3	66.67%		
Apr-03					1	1	100.00%		
May-03					3	3	100.00%		
Jun-03					1	1	100.00%		
Jul-03									



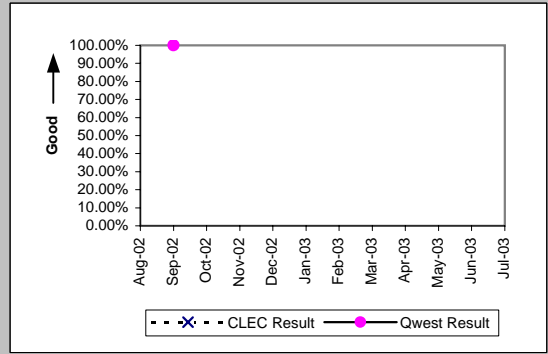
Basic Rate ISDN (Parity)									
Date	CLEC Num	CLEC Denc	CLEC Resu	CLEC Std	Qwest Num	Qwest Denc	Qwest Resu	Mod Z Scr	Parity Scr
Aug-02									
Sep-02					1	1	100.00%		
Oct-02					1	1	100.00%		
Nov-02									
Dec-02					1	1	100.00%		
Jan-03					1	1	100.00%		
Feb-03									
Mar-03									
Apr-03					1	1	100.00%		
May-03									
Jun-03									
Jul-03					1	1	100.00%		



ISDN Primary (Parity)									
Date	CLEC Num	CLEC Denc	CLEC Resu	CLEC Std	Qwest Num	Qwest Denc	Qwest Resu	Mod Z Scr	Parity Scr
Aug-02									
Sep-02									
Oct-02									
Nov-02									
Dec-02									
Jan-03									
Feb-03									
Mar-03									
Apr-03									
May-03									
Jun-03									
Jul-03					1	1	100.00%		

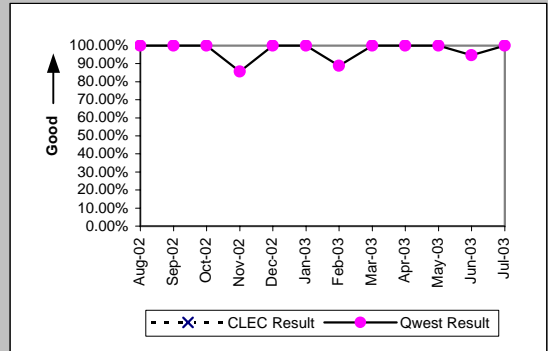


DS0 (Parity)									
Date	CLEC Num	CLEC Denc	CLEC Resu	CLEC Std	Qwest Num	Qwest Denc	Qwest Resu	Mod Z Scr	Parity Scr
Aug-02									
Sep-02					1	1	100.00%		
Oct-02									
Nov-02									
Dec-02									
Jan-03									
Feb-03									
Mar-03									
Apr-03									
May-03									
Jun-03									
Jul-03									

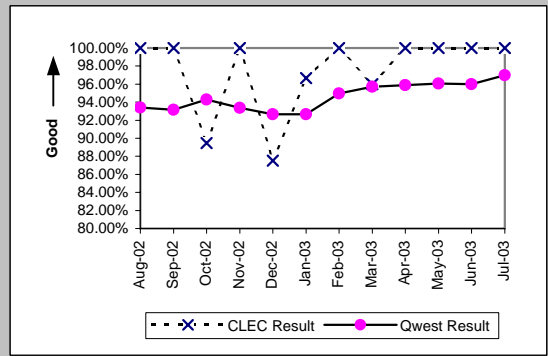


OP-3B - Installation Commitments Met (Percent) - Dispatches outside MSAs

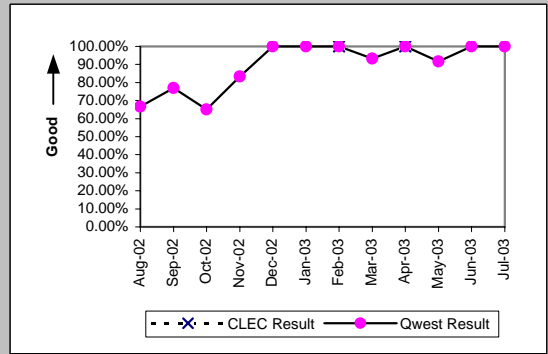
Qwest DSL (Parity)									
Date	CLEC Num	CLEC Denc	CLEC Resu	CLEC Std	Qwest Num	Qwest Denc	Qwest Resu	Mod Z Scr	Parity Scr
Aug-02					11	11	100.00%		
Sep-02					5	5	100.00%		
Oct-02					8	8	100.00%		
Nov-02					6	7	85.71%		
Dec-02					5	5	100.00%		
Jan-03					13	13	100.00%		
Feb-03					8	9	88.89%		
Mar-03					14	14	100.00%		
Apr-03					10	10	100.00%		
May-03					15	15	100.00%		
Jun-03					18	19	94.74%		
Jul-03					21	21	100.00%		



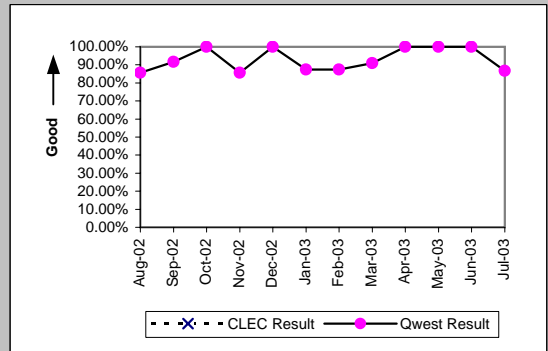
UNE - P (POTS) (Parity)									
Date	CLEC Num	CLEC Denc	CLEC Resu	CLEC Std	Qwest Num	Qwest Denc	Qwest Resu	Mod Z Scr	Parity Scr
Aug-02	22	22	100.00%	0.00%	2006	2148	93.39%	-1.24	-1.75
Sep-02	21	21	100.00%	0.00%	1835	1970	93.15%	-1.24	-1.75
Oct-02	17	19	89.47%	30.69%	2113	2241	94.29%	0.86	-0.48
Nov-02	15	15	100.00%	0.00%	1607	1721	93.38%	-1.03	-1.62
Dec-02	7	8	87.50%	33.07%	1619	1747	92.67%	0.56	-0.66
Jan-03	29	30	96.67%	17.95%	1677	1810	92.65%	-0.84	-1.51
Feb-03	21	21	100.00%	0.00%	1585	1669	94.97%	-1.05	-1.64
Mar-03	48	50	96.00%	19.60%	1677	1752	95.72%	-0.1	-1.06
Apr-03	34	34	100.00%	0.00%	1816	1894	95.88%	-1.2	-1.73
May-03	51	51	100.00%	0.00%	1765	1837	96.08%	-1.42	-1.86
Jun-03	29	29	100.00%	0.00%	1817	1893	95.99%	-1.09	-1.66
Jul-03	28	28	100.00%	0.00%	1957	2018	96.98%	-0.93	-1.56



UNE P (Centrex) (Parity)									
Date	CLEC Num	CLEC Denc	CLEC Resu	CLEC Std	Qwest Num	Qwest Denc	Qwest Resu	Mod Z Scr	Parity Scr
Aug-02					14	21	66.67%		
Sep-02					10	13	76.92%		
Oct-02					13	20	65.00%		
Nov-02					10	12	83.33%		
Dec-02					6	6	100.00%		
Jan-03					9	9	100.00%		
Feb-03	1	1	100.00%	0.00%	4	4	100.00%	N/A	N/A
Mar-03					14	15	93.33%		
Apr-03	1	1	100.00%	0.00%	11	11	100.00%	N/A	N/A
May-03					11	12	91.67%		
Jun-03					11	11	100.00%		
Jul-03					8	8	100.00%		

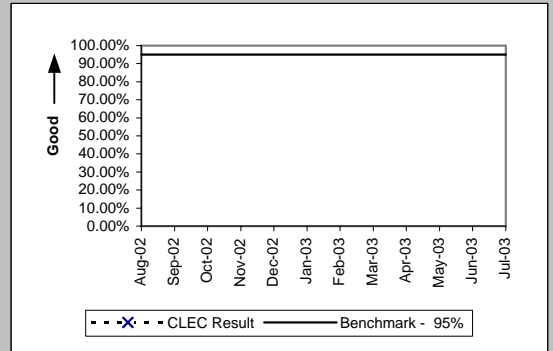


UNE P (Centrex 21) (Parity)									
Date	CLEC Num	CLEC Denc	CLEC Resu	CLEC Std	Qwest Num	Qwest Denc	Qwest Resu	Mod Z Scr	Parity Scr
Aug-02					6	7	85.71%		
Sep-02					11	12	91.67%		
Oct-02					11	11	100.00%		
Nov-02					12	14	85.71%		
Dec-02					9	9	100.00%		
Jan-03					7	8	87.50%		
Feb-03					7	8	87.50%		
Mar-03					10	11	90.91%		
Apr-03					7	7	100.00%		
May-03					15	15	100.00%		
Jun-03					12	12	100.00%		
Jul-03					13	15	86.67%		



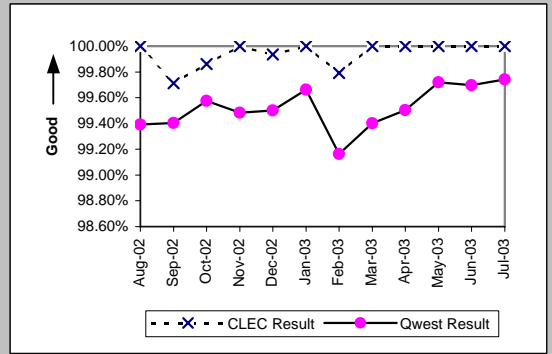
OP-3B - Installation Commitments Met (Percent) - Dispatches outside MSAs

Line Sharing (Benchmark)				
Date	Numerator	Denominator	CLEC Result	Standard Dev
Aug-02				
Sep-02				
Oct-02				
Nov-02				
Dec-02				
Jan-03				
Feb-03				
Mar-03				
Apr-03				
May-03				
Jun-03				
Jul-03				

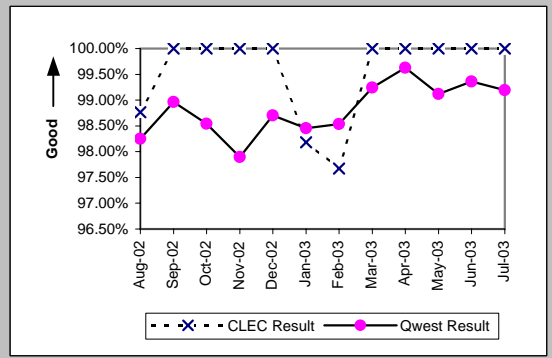


OP-3C - Installation Commitments Met (Percent) - No dispatches

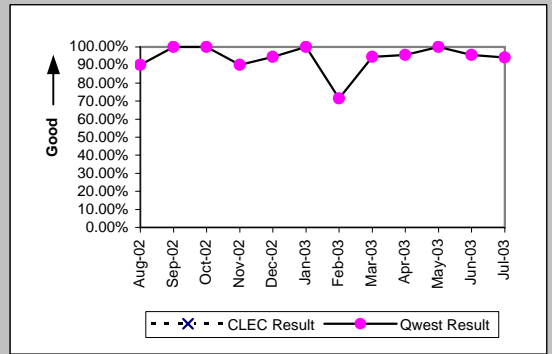
Residence (Parity)									
Date	CLEC Num	CLEC Denc	CLEC Resu	CLEC Std E	Qwest Num	Qwest Denc	Qwest Resu	Mod Z Scr	Parity Scr
Aug-02	1168	1168	100.00%	0.00%	31897	32092	99.39%	-2.62	-2.6
Sep-02	691	693	99.71%	5.36%	31245	31432	99.41%	-1.04	-1.63
Oct-02	716	717	99.86%	3.73%	31750	31885	99.58%	-1.16	-1.7
Nov-02	722	722	100.00%	0.00%	25786	25920	99.48%	-1.91	-2.16
Dec-02	1556	1557	99.94%	2.53%	23357	23474	99.50%	-2.36	-2.43
Jan-03	1506	1506	100.00%	0.00%	25469	25555	99.66%	-2.19	-2.33
Feb-03	1440	1443	99.79%	4.55%	23458	23656	99.16%	-2.55	-2.55
Mar-03	1195	1195	100.00%	0.00%	24736	24885	99.40%	-2.62	-2.59
Apr-03	843	843	100.00%	0.00%	26417	26549	99.50%	-2.02	-2.23
May-03	743	743	100.00%	0.00%	26574	26649	99.72%	-1.43	-1.87
Jun-03	385	385	100.00%	0.00%	28603	28690	99.70%	-1.07	-1.65
Jul-03	501	501	100.00%	0.00%	32937	33022	99.74%	-1.13	-1.69



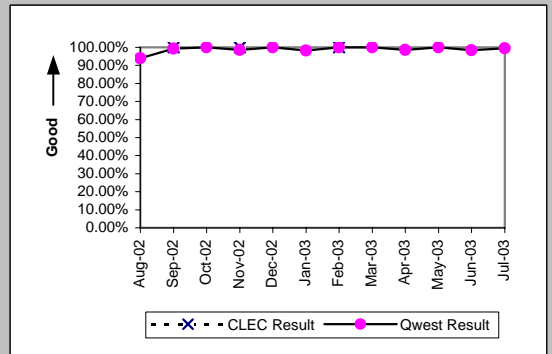
Business (Parity)									
Date	CLEC Num	CLEC Denc	CLEC Resu	CLEC Std E	Qwest Num	Qwest Denc	Qwest Resu	Mod Z Scr	Parity Scr
Aug-02	80	81	98.77%	11.04%	731	744	98.25%	-0.33	-1.2
Sep-02	51	51	100.00%	0.00%	670	677	98.97%	-0.7	-1.43
Oct-02	41	41	100.00%	0.00%	879	892	98.54%	-0.76	-1.46
Nov-02	39	39	100.00%	0.00%	651	665	97.89%	-0.89	-1.54
Dec-02	26	26	100.00%	0.00%	610	618	98.71%	-0.57	-1.35
Jan-03	54	55	98.18%	13.36%	764	776	98.45%	0.21	-0.87
Feb-03	42	43	97.67%	15.07%	807	819	98.53%	0.47	-0.72
Mar-03	37	37	100.00%	0.00%	786	792	99.24%	-0.52	-1.32
Apr-03	71	71	100.00%	0.00%	805	808	99.63%	-0.49	-1.3
May-03	33	33	100.00%	0.00%	903	911	99.12%	-0.53	-1.32
Jun-03	20	20	100.00%	0.00%	775	780	99.36%	-0.35	-1.22
Jul-03	27	27	100.00%	0.00%	736	742	99.19%	-0.46	-1.28



Centrex (Parity)									
Date	CLEC Num	CLEC Denc	CLEC Resu	CLEC Std E	Qwest Num	Qwest Denc	Qwest Resu	Mod Z Scr	Parity Scr
Aug-02					18	20	90.00%		
Sep-02					11	11	100.00%		
Oct-02					14	14	100.00%		
Nov-02					9	10	90.00%		
Dec-02					17	18	94.44%		
Jan-03					15	15	100.00%		
Feb-03					5	7	71.43%		
Mar-03					17	18	94.44%		
Apr-03					22	23	95.65%		
May-03					9	9	100.00%		
Jun-03					22	23	95.65%		
Jul-03					16	17	94.12%		

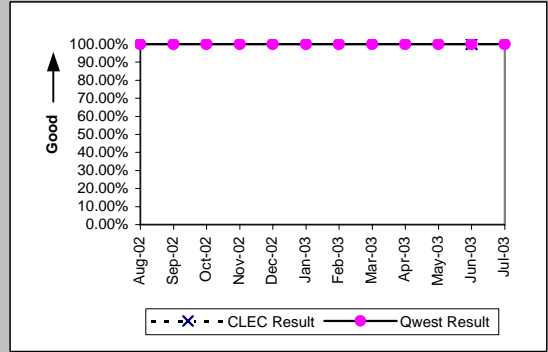


Centrex 21 (Parity)									
Date	CLEC Num	CLEC Denc	CLEC Resu	CLEC Std E	Qwest Num	Qwest Denc	Qwest Resu	Mod Z Scr	Parity Scr
Aug-02					63	67	94.03%		
Sep-02	2	2	100.00%	0.00%	125	126	99.21%	-0.13	-1.08
Oct-02					67	67	100.00%		
Nov-02	1	1	100.00%	0.00%	68	69	98.55%	-0.12	-1.07
Dec-02					79	79	100.00%		
Jan-03					55	56	98.21%		
Feb-03	1	1	100.00%	0.00%	65	65	100.00%	N/A	N/A
Mar-03					82	82	100.00%		
Apr-03					71	72	98.61%		
May-03					77	77	100.00%		
Jun-03					122	124	98.39%		
Jul-03					224	225	99.56%		

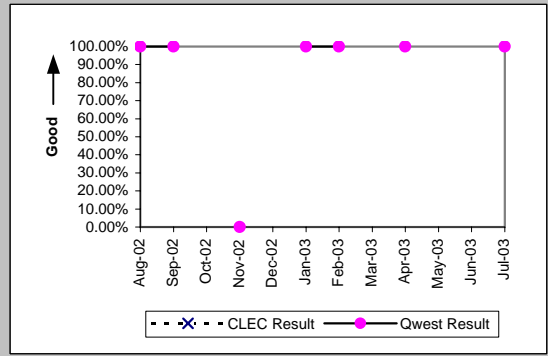


OP-3C - Installation Commitments Met (Percent) - No dispatches

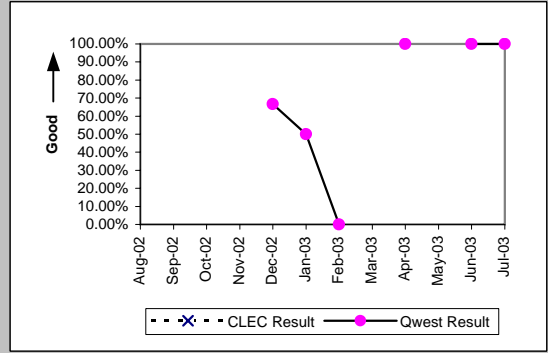
PBX (Parity)									
Date	CLEC Num	CLEC Denc	CLEC Resu	CLEC Std I	Qwest Num	Qwest Denc	Qwest Resu	Mod Z Scr	Parity Scr
Aug-02					4	4	100.00%		
Sep-02					6	6	100.00%		
Oct-02					3	3	100.00%		
Nov-02					2	2	100.00%		
Dec-02					3	3	100.00%		
Jan-03					2	2	100.00%		
Feb-03					4	4	100.00%		
Mar-03					1	1	100.00%		
Apr-03					11	11	100.00%		
May-03					5	5	100.00%		
Jun-03	1	1	100.00%	0.00%	6	6	100.00%	N/A	N/A
Jul-03					7	7	100.00%		



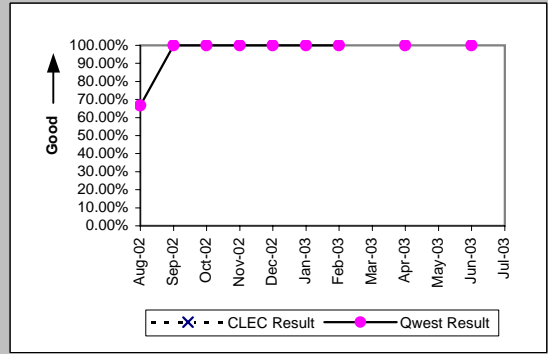
Basic Rate ISDN (Parity)									
Date	CLEC Num	CLEC Denc	CLEC Resu	CLEC Std I	Qwest Num	Qwest Denc	Qwest Resu	Mod Z Scr	Parity Scr
Aug-02					2	2	100.00%		
Sep-02					4	4	100.00%		
Oct-02									
Nov-02					0	1	0.00%		
Dec-02									
Jan-03					2	2	100.00%		
Feb-03					2	2	100.00%		
Mar-03									
Apr-03					1	1	100.00%		
May-03									
Jun-03									
Jul-03					1	1	100.00%		



ISDN Primary (Parity)									
Date	CLEC Num	CLEC Denc	CLEC Resu	CLEC Std I	Qwest Num	Qwest Denc	Qwest Resu	Mod Z Scr	Parity Scr
Aug-02									
Sep-02									
Oct-02									
Nov-02									
Dec-02					2	3	66.67%		
Jan-03					1	2	50.00%		
Feb-03					0	1	0.00%		
Mar-03									
Apr-03					1	1	100.00%		
May-03									
Jun-03					1	1	100.00%		
Jul-03					78	78	100.00%		



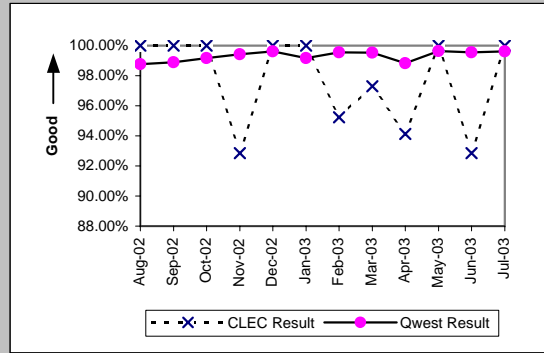
DS0 (Parity)									
Date	CLEC Num	CLEC Denc	CLEC Resu	CLEC Std I	Qwest Num	Qwest Denc	Qwest Resu	Mod Z Scr	Parity Scr
Aug-02					2	3	66.67%		
Sep-02					1	1	100.00%		
Oct-02					1	1	100.00%		
Nov-02					1	1	100.00%		
Dec-02					1	1	100.00%		
Jan-03					1	1	100.00%		
Feb-03					1	1	100.00%		
Mar-03									
Apr-03					5	5	100.00%		
May-03									
Jun-03					2	2	100.00%		
Jul-03									



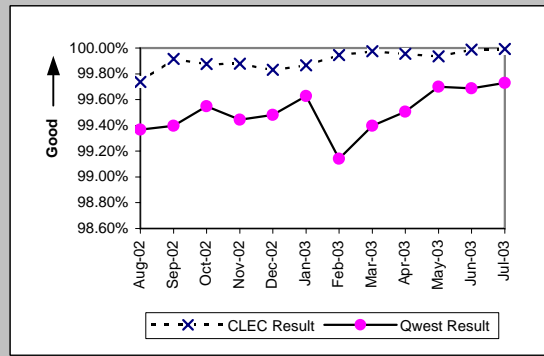


OP-3C - Installation Commitments Met (Percent) - No dispatches

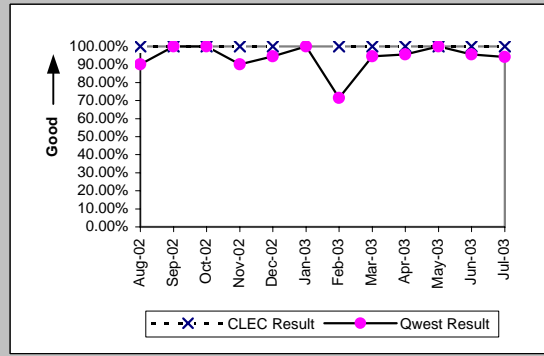
Qwest DSL (Parity)										
Date	CLEC Num	CLEC Denc	CLEC Resu	CLEC Std E	Qwest Num	Qwest Denc	Qwest Resu	Mod Z Scr	Parity Scr	
Aug-02	132	132	100.00%	0.00%	5254	5320	98.76%	-1.27	-1.77	
Sep-02	61	61	100.00%	0.00%	5397	5457	98.90%	-0.82	-1.5	
Oct-02	26	26	100.00%	0.00%	5150	5193	99.17%	-0.46	-1.28	
Nov-02	39	42	92.86%	25.75%	4002	4025	99.43%	3.11	0.89	
Dec-02	38	38	100.00%	0.00%	4764	4782	99.62%	-0.38	-1.23	
Jan-03	35	35	100.00%	0.00%	5151	5194	99.17%	-0.54	-1.33	
Feb-03	20	21	95.24%	21.30%	4263	4282	99.56%	1.68	0.02	
Mar-03	36	37	97.30%	16.22%	4479	4500	99.53%	1.36	-0.17	
Apr-03	16	17	94.12%	23.53%	4892	4950	98.83%	1.29	-0.22	
May-03	24	24	100.00%	0.00%	4344	4360	99.63%	-0.3	-1.18	
Jun-03	13	14	92.86%	25.75%	4764	4785	99.56%	1.87	0.14	
Jul-03	26	26	100.00%	0.00%	4981	5000	99.62%	-0.31	-1.19	



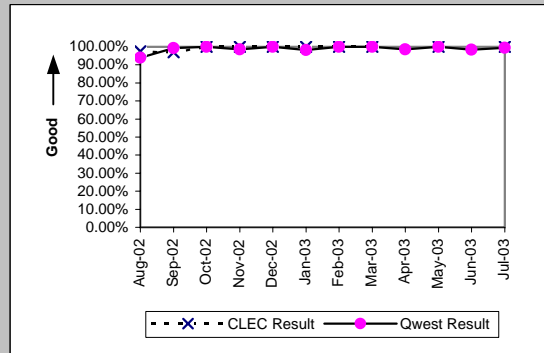
UNE - P (POTS) (Parity)										
Date	CLEC Num	CLEC Denc	CLEC Resu	CLEC Std E	Qwest Num	Qwest Denc	Qwest Resu	Mod Z Scr	Parity Scr	
Aug-02	1133	1136	99.74%	5.13%	32628	32836	99.37%	-1.54	-1.94	
Sep-02	1179	1180	99.92%	2.91%	31915	32109	99.40%	-2.26	-2.37	
Oct-02	1607	1609	99.88%	3.52%	32629	32777	99.55%	-1.91	-2.16	
Nov-02	1628	1630	99.88%	3.50%	26437	26585	99.44%	-2.29	-2.39	
Dec-02	2379	2383	99.83%	4.09%	23967	24092	99.48%	-2.28	-2.38	
Jan-03	2235	2238	99.87%	3.66%	26233	26331	99.63%	-1.78	-2.08	
Feb-03	3602	3604	99.94%	2.36%	24265	24475	99.14%	-4.88	-3.96	
Mar-03	8044	8046	99.98%	1.58%	25522	25677	99.40%	-5.85	-4.56	
Apr-03	6753	6756	99.96%	2.11%	27222	27357	99.51%	-4.72	-3.87	
May-03	9374	9380	99.94%	2.53%	27477	27560	99.70%	-3.62	-3.2	
Jun-03	7998	7999	99.99%	1.12%	29378	29470	99.69%	-4.26	-3.59	
Jul-03	11630	11631	99.99%	0.93%	33673	33764	99.73%	-4.68	-3.85	



UNE P (Centrex) (Parity)										
Date	CLEC Num	CLEC Denc	CLEC Resu	CLEC Std E	Qwest Num	Qwest Denc	Qwest Resu	Mod Z Scr	Parity Scr	
Aug-02	2	2	100.00%	0.00%	18	20	90.00%	-0.45	-1.27	
Sep-02	1	1	100.00%	0.00%	11	11	100.00%	N/A	N/A	
Oct-02	2	2	100.00%	0.00%	14	14	100.00%	N/A	N/A	
Nov-02	1	1	100.00%	0.00%	9	10	90.00%	-0.32	-1.19	
Dec-02	2	2	100.00%	0.00%	17	18	94.44%	-0.33	-1.2	
Jan-03					15	15	100.00%			
Feb-03	1	1	100.00%	0.00%	5	7	71.43%	-0.59	-1.36	
Mar-03	1	1	100.00%	0.00%	17	18	94.44%	-0.24	-1.14	
Apr-03	3	3	100.00%	0.00%	22	23	95.65%	-0.35	-1.21	
May-03	3	3	100.00%	0.00%	9	9	100.00%	N/A	N/A	
Jun-03	4	4	100.00%	0.00%	22	23	95.65%	-0.39	-1.24	
Jul-03	1	1	100.00%	0.00%	16	17	94.12%	-0.24	-1.15	

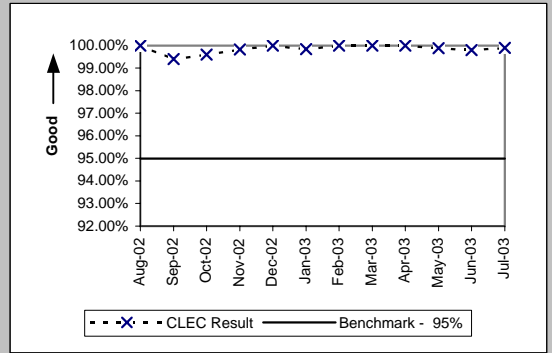


UNE P (Centrex 21) (Parity)										
Date	CLEC Num	CLEC Denc	CLEC Resu	CLEC Std E	Qwest Num	Qwest Denc	Qwest Resu	Mod Z Scr	Parity Scr	
Aug-02	79	81	97.53%	15.52%	63	67	94.03%	-0.89	-1.54	
Sep-02	33	34	97.06%	16.90%	125	126	99.21%	0.79	-0.52	
Oct-02	7	7	100.00%	0.00%	67	67	100.00%	N/A	N/A	
Nov-02	4	4	100.00%	0.00%	68	69	98.55%	-0.24	-1.14	
Dec-02	8	8	100.00%	0.00%	79	79	100.00%	N/A	N/A	
Jan-03	6	6	100.00%	0.00%	55	56	98.21%	-0.31	-1.19	
Feb-03	4	4	100.00%	0.00%	65	65	100.00%	N/A	N/A	
Mar-03	3	3	100.00%	0.00%	82	82	100.00%	N/A	N/A	
Apr-03					71	72	98.61%			
May-03	5	5	100.00%	0.00%	77	77	100.00%	N/A	N/A	
Jun-03					122	124	98.39%			
Jul-03	29	29	100.00%	0.00%	224	225	99.56%	-0.34	-1.21	



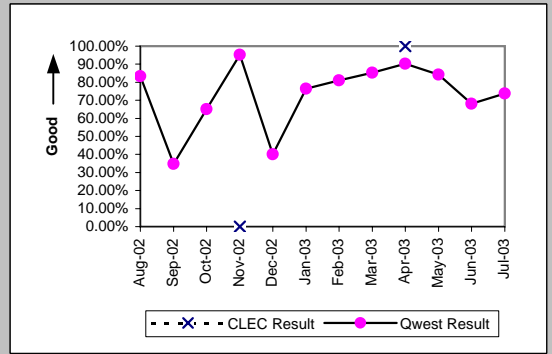
OP-3C - Installation Commitments Met (Percent) - No dispatches

Line Sharing (Benchmark)					
Date	Numerator	Denominator	CLEC Result	Standard Dev	
Aug-02	313	313	100.00%	0.00%	
Sep-02	330	332	99.40%	7.74%	
Oct-02	508	510	99.61%	6.25%	
Nov-02	601	602	99.83%	4.07%	
Dec-02	532	532	100.00%	0.00%	
Jan-03	660	661	99.85%	3.89%	
Feb-03	608	608	100.00%	0.00%	
Mar-03	611	611	100.00%	0.00%	
Apr-03	713	713	100.00%	0.00%	
May-03	882	883	99.89%	3.36%	
Jun-03	1007	1009	99.80%	4.45%	
Jul-03	1020	1021	99.90%	3.13%	

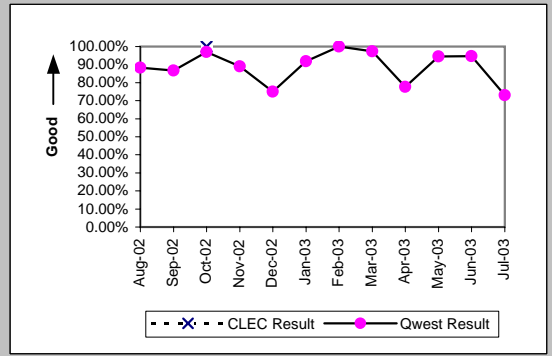


OP-3D - Installation Commitments Met (Percent) - Interval Zone One

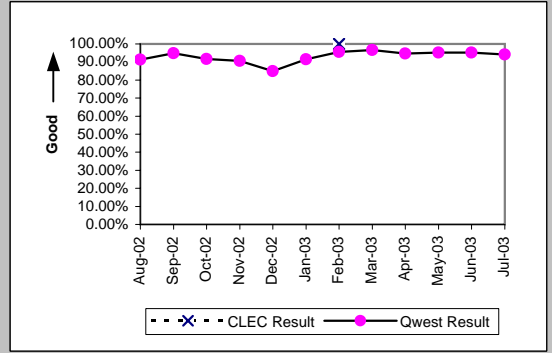
ISDN Primary (Parity)									
Date	CLEC Num	CLEC Denc	CLEC Resu	CLEC Std I	Qwest Num	Qwest Denc	Qwest Resu	Mod Z Scr	Parity Scr
Aug-02					35	42	83.33%		
Sep-02					16	46	34.78%		
Oct-02					39	60	65.00%		
Nov-02	0	1	0.00%	0.00%	159	167	95.21%	1.97	0.2
Dec-02					16	40	40.00%		
Jan-03					13	17	76.47%		
Feb-03					30	37	81.08%		
Mar-03					58	68	85.29%		
Apr-03	1	1	100.00%	0.00%	55	61	90.16%	-0.33	-1.2
May-03					32	38	84.21%		
Jun-03					64	94	68.09%		
Jul-03					31	42	73.81%		



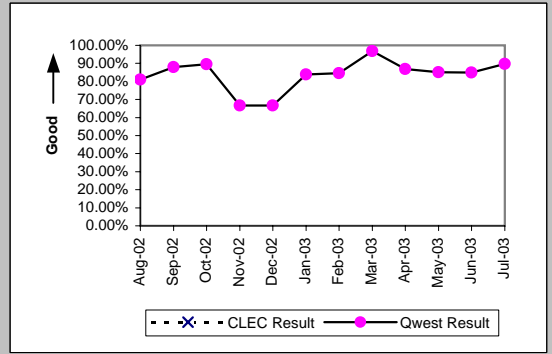
DS0 (Parity)									
Date	CLEC Num	CLEC Denc	CLEC Resu	CLEC Std I	Qwest Num	Qwest Denc	Qwest Resu	Mod Z Scr	Parity Scr
Aug-02					30	34	88.24%		
Sep-02					26	30	86.67%		
Oct-02	1	1	100.00%	0.00%	33	34	97.06%	-0.17	-1.1
Nov-02					57	64	89.06%		
Dec-02					9	12	75.00%		
Jan-03					34	37	91.89%		
Feb-03					12	12	100.00%		
Mar-03					36	37	97.30%		
Apr-03					45	58	77.59%		
May-03					34	36	94.44%		
Jun-03					18	19	94.74%		
Jul-03					27	37	72.97%		



DS1 (Parity)									
Date	CLEC Num	CLEC Denc	CLEC Resu	CLEC Std I	Qwest Num	Qwest Denc	Qwest Resu	Mod Z Scr	Parity Scr
Aug-02					424	464	91.38%		
Sep-02					548	578	94.81%		
Oct-02					505	551	91.65%		
Nov-02					441	487	90.55%		
Dec-02					317	373	84.99%		
Jan-03					423	462	91.56%		
Feb-03	1	1	100.00%	0.00%	428	448	95.54%	-0.22	-1.13
Mar-03					468	484	96.69%		
Apr-03					457	483	94.62%		
May-03					476	500	95.20%		
Jun-03					590	620	95.16%		
Jul-03					618	656	94.21%		

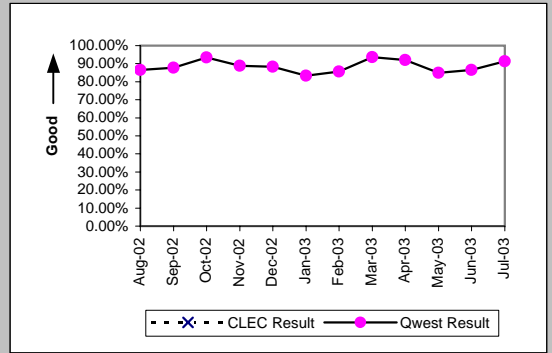


DS3 (Parity)									
Date	CLEC Num	CLEC Denc	CLEC Resu	CLEC Std I	Qwest Num	Qwest Denc	Qwest Resu	Mod Z Scr	Parity Scr
Aug-02					34	42	80.95%		
Sep-02					29	33	87.88%		
Oct-02					17	19	89.47%		
Nov-02					12	18	66.67%		
Dec-02					12	18	66.67%		
Jan-03					26	31	83.87%		
Feb-03					22	26	84.62%		
Mar-03					31	32	96.88%		
Apr-03					33	38	86.84%		
May-03					40	47	85.11%		
Jun-03					17	20	85.00%		
Jul-03					35	39	89.74%		

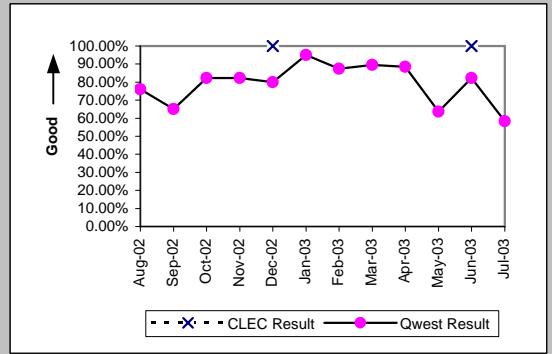


OP-3D - Installation Commitments Met (Percent) - Interval Zone One

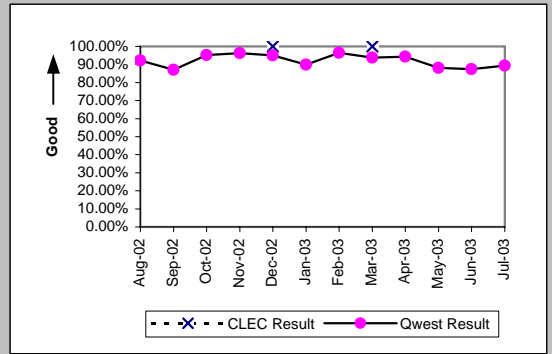
Frame Relay (Parity)									
Date	CLEC Num	CLEC Dend	CLEC Resu	CLEC Std	Qwest Num	Qwest Dend	Qwest Resu	Mod Z Scr	Parity Scr
Aug-02					77	89	86.52%		
Sep-02					57	65	87.69%		
Oct-02					183	196	93.37%		
Nov-02					64	72	88.89%		
Dec-02					91	103	88.35%		
Jan-03					40	48	83.33%		
Feb-03					60	70	85.71%		
Mar-03					44	47	93.62%		
Apr-03					69	75	92.00%		
May-03					34	40	85.00%		
Jun-03					45	52	86.54%		
Jul-03					53	58	91.38%		



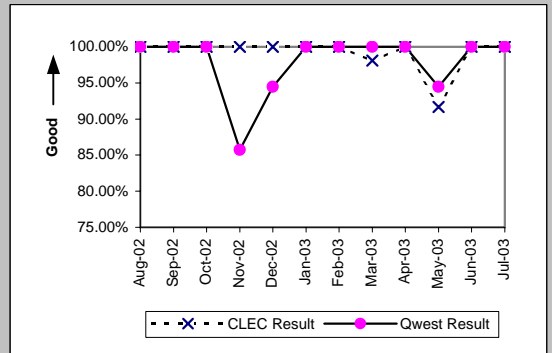
PBX (Parity)									
Date	CLEC Num	CLEC Dend	CLEC Resu	CLEC Std	Qwest Num	Qwest Dend	Qwest Resu	Mod Z Scr	Parity Scr
Aug-02					19	25	76.00%		
Sep-02					13	20	65.00%		
Oct-02					37	45	82.22%		
Nov-02					37	45	82.22%		
Dec-02	1	1	100.00%	0.00%	12	15	80.00%	-0.48	-1.29
Jan-03					19	20	95.00%		
Feb-03					28	32	87.50%		
Mar-03					34	38	89.47%		
Apr-03					23	26	88.46%		
May-03					21	33	63.64%		
Jun-03	3	3	100.00%	0.00%	14	17	82.35%	-0.74	-1.45
Jul-03					21	36	58.33%		



Basic Rate ISDN (Parity)									
Date	CLEC Num	CLEC Dend	CLEC Resu	CLEC Std	Qwest Num	Qwest Dend	Qwest Resu	Mod Z Scr	Parity Scr
Aug-02					129	140	92.14%		
Sep-02					88	101	87.13%		
Oct-02					162	170	95.29%		
Nov-02					180	187	96.26%		
Dec-02	1	1	100.00%	0.00%	113	119	94.96%	-0.23	-1.14
Jan-03					196	218	89.91%		
Feb-03					223	231	96.54%		
Mar-03	1	1	100.00%	0.00%	209	223	93.72%	-0.26	-1.16
Apr-03					132	140	94.29%		
May-03					74	84	88.10%		
Jun-03					83	95	87.37%		
Jul-03					76	85	89.41%		

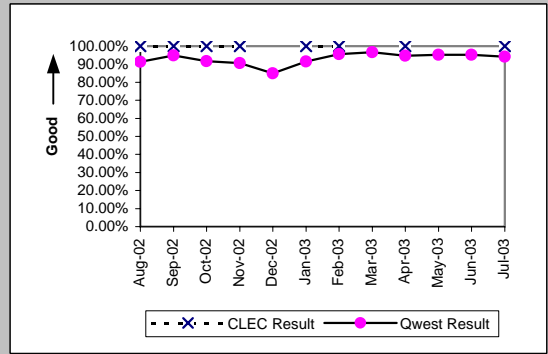


LIS Trunk (Parity)									
Date	CLEC Num	CLEC Dend	CLEC Resu	CLEC Std	Qwest Num	Qwest Dend	Qwest Resu	Mod Z Scr	Parity Scr
Aug-02	28	28	100.00%	0.00%	18	18	100.00%	N/A	N/A
Sep-02	23	23	100.00%	0.00%	17	17	100.00%	N/A	N/A
Oct-02	28	28	100.00%	0.00%	37	37	100.00%	N/A	N/A
Nov-02	39	39	100.00%	0.00%	12	14	85.71%	-1.31	-1.8
Dec-02	49	49	100.00%	0.00%	17	18	94.44%	-0.88	-1.53
Jan-03	71	71	100.00%	0.00%	23	23	100.00%	N/A	N/A
Feb-03	64	64	100.00%	0.00%	40	40	100.00%	N/A	N/A
Mar-03	51	52	98.08%	13.73%	19	19	100.00%	N/A	-0.85
Apr-03	37	37	100.00%	0.00%	20	20	100.00%	N/A	N/A
May-03	22	24	91.67%	27.64%	17	18	94.44%	0.17	-0.9
Jun-03	18	18	100.00%	0.00%	28	28	100.00%	N/A	N/A
Jul-03	9	9	100.00%	0.00%	26	26	100.00%	N/A	N/A

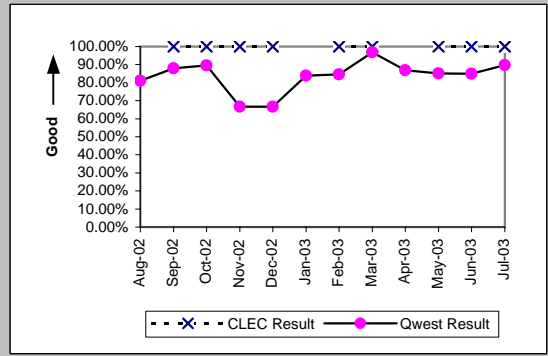


OP-3D - Installation Commitments Met (Percent) - Interval Zone One

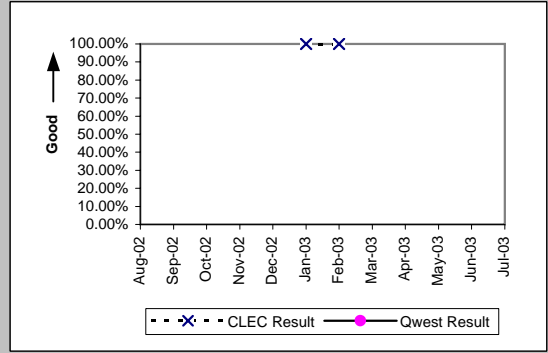
UDIT DS1 (Parity)									
Date	CLEC Num	CLEC Denc	CLEC Resu	CLEC Std E	Qwest Num	Qwest Denc	Qwest Resu	Mod Z Scr	Parity Scr
Aug-02	1	1	100.00%	0.00%	424	464	91.38%	-0.31	-1.19
Sep-02	2	2	100.00%	0.00%	548	578	94.81%	-0.33	-1.2
Oct-02	1	1	100.00%	0.00%	505	551	91.65%	-0.3	-1.18
Nov-02	1	1	100.00%	0.00%	441	487	90.55%	-0.32	-1.2
Dec-02					317	373	84.99%		
Jan-03	8	8	100.00%	0.00%	423	462	91.56%	-0.85	-1.52
Feb-03	1	1	100.00%	0.00%	428	448	95.54%	-0.22	-1.13
Mar-03					468	484	96.69%		
Apr-03	3	3	100.00%	0.00%	457	483	94.62%	-0.41	-1.25
May-03					476	500	95.20%		
Jun-03					590	620	95.16%		
Jul-03	1	1	100.00%	0.00%	618	656	94.21%	-0.25	-1.15



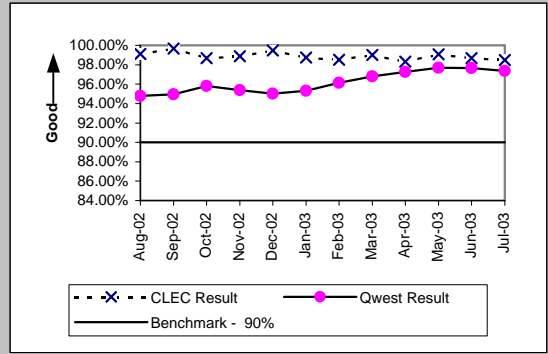
UDIT Above DS1 Level (Parity)									
Date	CLEC Num	CLEC Denc	CLEC Resu	CLEC Std E	Qwest Num	Qwest Denc	Qwest Resu	Mod Z Scr	Parity Scr
Aug-02					34	42	80.95%		
Sep-02	7	7	100.00%	0.00%	29	33	87.88%	-0.89	-1.54
Oct-02	2	2	100.00%	0.00%	17	19	89.47%	-0.46	-1.28
Nov-02	1	1	100.00%	0.00%	12	18	66.67%	-0.69	-1.42
Dec-02	1	1	100.00%	0.00%	12	18	66.67%	-0.69	-1.42
Jan-03					26	31	83.87%		
Feb-03	1	1	100.00%	0.00%	22	26	84.62%	-0.42	-1.25
Mar-03	1	1	100.00%	0.00%	31	32	96.88%	-0.18	-1.11
Apr-03					33	38	86.84%		
May-03	1	1	100.00%	0.00%	40	47	85.11%	-0.41	-1.25
Jun-03	1	1	100.00%	0.00%	17	20	85.00%	-0.41	-1.25
Jul-03	2	2	100.00%	0.00%	35	39	89.74%	-0.47	-1.28



Dark Fiber - IOF (Diagnostic)									
Date	CLEC Num	CLEC Denc	CLEC Resu	CLEC Std E	Qwest Num	Qwest Denc	Qwest Resu	Mod Z Scr	Parity Scr
Aug-02									
Sep-02									
Oct-02									
Nov-02									
Dec-02									
Jan-03	2	2	100.00%	0.00%					
Feb-03	5	5	100.00%	0.00%					
Mar-03									
Apr-03									
May-03									
Jun-03									
Jul-03									



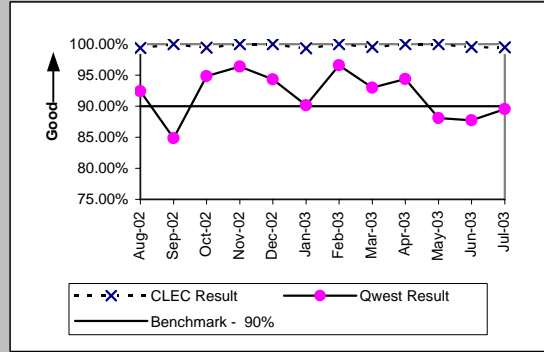
Unbundled Loop Analog (Benchmark)									
Date	CLEC Num	CLEC Denc	CLEC Resu	CLEC Std E	Qwest Num	Qwest Denc	Qwest Resu	Mod Z Scr	Parity Scr
Aug-02	2227	2247	99.11%	9.39%	12535	13225	94.78%	-8.53	-6.18
Sep-02	1813	1819	99.67%	5.73%	11849	12478	94.96%	-8.58	-6.22
Oct-02	2069	2097	98.66%	11.48%	13189	13768	95.79%	-6.1	-4.71
Nov-02	1320	1335	98.88%	10.54%	10340	10841	95.38%	-5.74	-4.49
Dec-02	2267	2279	99.47%	7.24%	9642	10146	95.03%	-8.82	-6.36
Jan-03	1591	1611	98.76%	11.07%	10516	11034	95.31%	-6.12	-4.72
Feb-03	1525	1548	98.51%	12.10%	9576	9962	96.13%	-4.53	-3.75
Mar-03	1698	1715	99.01%	9.91%	10473	10819	96.80%	-4.83	-3.93
Apr-03	1590	1617	98.33%	12.81%	10865	11169	97.28%	-2.43	-2.48
May-03	1518	1532	99.09%	9.52%	10663	10914	97.70%	-3.39	-3.06
Jun-03	1513	1533	98.70%	11.35%	11177	11445	97.66%	-2.52	-2.53
Jul-03	1354	1375	98.47%	12.26%	11765	12082	97.38%	-2.41	-2.47



OP-3D - Installation Commitments Met (Percent) - Interval Zone One

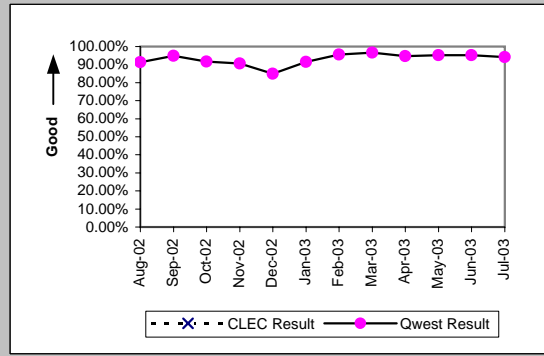
Unbundled Loop - 2 Wire Non-Loaded (Benchmark)

Date	CLEC Num	CLEC Denc	CLEC Resu	CLEC Std E	Qwest Num	Qwest Denc	Qwest Resu	Mod Z Scr	Parity Scr
Aug-02	165	166	99.40%	7.74%	134	145	92.41%	-2.32	-2.41
Sep-02	155	155	100.00%	0.00%	95	112	84.82%	-3.41	-3.07
Oct-02	181	182	99.45%	7.39%	165	174	94.83%	-1.97	-2.2
Nov-02	120	120	100.00%	0.00%	186	193	96.37%	-1.67	-2.01
Dec-02	151	151	100.00%	0.00%	116	123	94.31%	-2.02	-2.23
Jan-03	143	144	99.31%	8.30%	201	223	90.13%	-2.88	-2.75
Feb-03	137	137	100.00%	0.00%	227	235	96.60%	-1.75	-2.06
Mar-03	224	225	99.56%	6.65%	213	229	93.01%	-2.73	-2.66
Apr-03	156	156	100.00%	0.00%	134	142	94.37%	-2.11	-2.28
May-03	252	252	100.00%	0.00%	74	84	88.10%	-2.92	-2.77
Jun-03	222	223	99.55%	6.68%	86	98	87.76%	-2.97	-2.81
Jul-03	195	196	99.49%	7.12%	77	86	89.53%	-2.51	-2.53



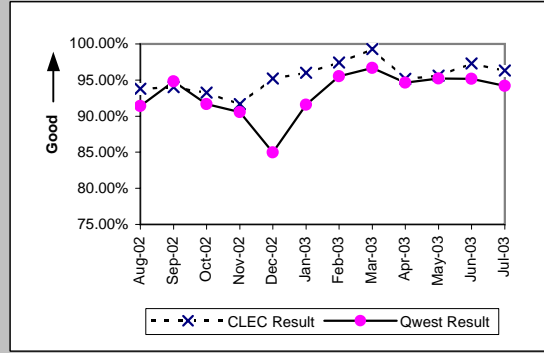
Unbundled Loop - 4 Wire Non-Loaded (Parity)

Date	CLEC Num	CLEC Denc	CLEC Resu	CLEC Std E	Qwest Num	Qwest Denc	Qwest Resu	Mod Z Scr	Parity Scr
Aug-02					424	464	91.38%		
Sep-02					548	578	94.81%		
Oct-02					505	551	91.65%		
Nov-02					441	487	90.55%		
Dec-02					317	373	84.99%		
Jan-03					423	462	91.56%		
Feb-03					428	448	95.54%		
Mar-03					468	484	96.69%		
Apr-03					457	483	94.62%		
May-03					476	500	95.20%		
Jun-03					590	620	95.16%		
Jul-03					618	656	94.21%		



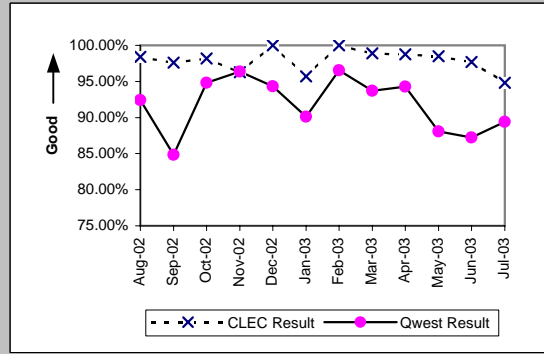
Unbundled Loop - DS1 Capable (Parity)

Date	CLEC Num	CLEC Denc	CLEC Resu	CLEC Std E	Qwest Num	Qwest Denc	Qwest Resu	Mod Z Scr	Parity Scr
Aug-02	136	145	93.79%	24.13%	424	464	91.38%	-0.9	-1.55
Sep-02	110	117	94.02%	23.72%	548	578	94.81%	0.37	-0.77
Oct-02	138	148	93.24%	25.10%	505	551	91.65%	-0.62	-1.38
Nov-02	77	84	91.67%	27.64%	441	487	90.55%	-0.32	-1.2
Dec-02	119	125	95.20%	21.38%	317	373	84.99%	-2.77	-2.68
Jan-03	121	126	96.03%	19.52%	423	462	91.56%	-1.6	-1.97
Feb-03	114	117	97.44%	15.81%	428	448	95.54%	-0.89	-1.54
Mar-03	136	137	99.27%	8.51%	468	484	96.69%	-1.49	-1.91
Apr-03	138	145	95.17%	21.43%	457	483	94.62%	-0.26	-1.16
May-03	174	182	95.60%	20.50%	476	500	95.20%	-0.22	-1.13
Jun-03	145	149	97.32%	16.16%	590	620	95.16%	-1.1	-1.67
Jul-03	105	109	96.33%	18.80%	618	656	94.21%	-0.88	-1.53



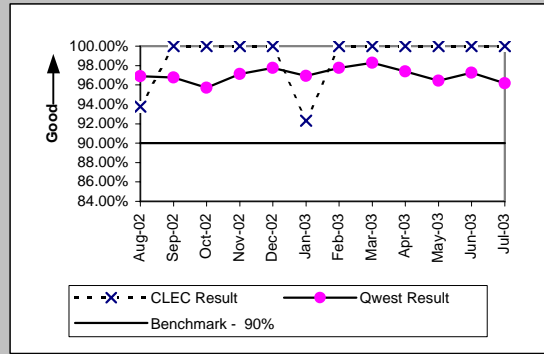
Unbundled Loop ISDN Capable (Parity)

Date	CLEC Num	CLEC Denc	CLEC Resu	CLEC Std E	Qwest Num	Qwest Denc	Qwest Resu	Mod Z Scr	Parity Scr
Aug-02	62	63	98.41%	12.50%	134	145	92.41%	-1.5	-1.91
Sep-02	41	42	97.62%	15.25%	95	112	84.82%	-1.97	-2.2
Oct-02	54	55	98.18%	13.36%	165	174	94.83%	-0.98	-1.6
Nov-02	52	54	96.30%	18.89%	186	193	96.37%	0.05	-0.97
Dec-02	62	62	100.00%	0.00%	116	123	94.31%	-1.58	-1.96
Jan-03	67	70	95.71%	20.25%	201	223	90.13%	-1.37	-1.83
Feb-03	38	38	100.00%	0.00%	223	231	96.54%	-1.08	-1.66
Mar-03	88	89	98.88%	10.54%	209	223	93.72%	-1.69	-2.03
Apr-03	80	81	98.77%	11.04%	132	140	94.29%	-1.38	-1.84
May-03	66	67	98.51%	12.13%	74	84	88.10%	-1.96	-2.19
Jun-03	85	87	97.70%	14.99%	82	94	87.23%	-2.11	-2.28
Jul-03	73	77	94.81%	22.19%	76	85	89.41%	-1.11	-1.68

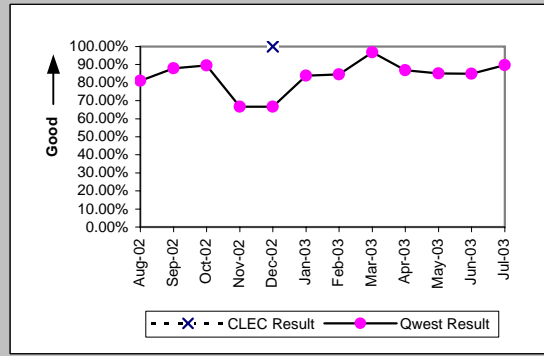


OP-3D - Installation Commitments Met (Percent) - Interval Zone One

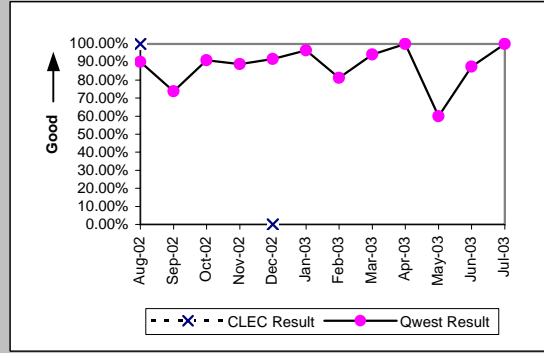
Unbundled Loop - ADSL Qualified (Benchmark)									
Date	CLEC Num	CLEC Denc	CLEC Resu	CLEC Std	Qwest Num	Qwest Denc	Qwest Resu	Mod Z Scr	Parity Scr
Aug-02	15	16	93.75%	24.21%	964	995	96.88%	0.68	-0.59
Sep-02	2	2	100.00%	0.00%	1023	1057	96.78%	-0.26	-1.16
Oct-02	2	2	100.00%	0.00%	1049	1096	95.71%	-0.3	-1.18
Nov-02	4	4	100.00%	0.00%	814	838	97.14%	-0.34	-1.21
Dec-02	4	4	100.00%	0.00%	866	886	97.74%	-0.3	-1.18
Jan-03	12	13	92.31%	26.65%	915	944	96.93%	0.84	-0.49
Feb-03	14	14	100.00%	0.00%	784	802	97.76%	-0.56	-1.34
Mar-03	10	10	100.00%	0.00%	740	753	98.27%	-0.42	-1.25
Apr-03	5	5	100.00%	0.00%	639	656	97.41%	-0.36	-1.22
May-03	9	9	100.00%	0.00%	486	504	96.43%	-0.57	-1.35
Jun-03	16	16	100.00%	0.00%	390	401	97.26%	-0.66	-1.4
Jul-03	10	10	100.00%	0.00%	327	340	96.18%	-0.62	-1.38



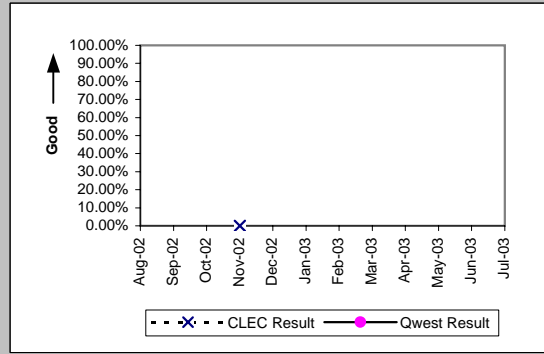
Unbundled Loop - DS3 Capable (Parity)									
Date	CLEC Num	CLEC Denc	CLEC Resu	CLEC Std	Qwest Num	Qwest Denc	Qwest Resu	Mod Z Scr	Parity Scr
Aug-02					34	42	80.95%		
Sep-02					29	33	87.88%		
Oct-02					17	19	89.47%		
Nov-02					12	18	66.67%		
Dec-02	1	1	100.00%	0.00%	12	18	66.67%	-0.69	-1.42
Jan-03					26	31	83.87%		
Feb-03					22	26	84.62%		
Mar-03					31	32	96.88%		
Apr-03					33	38	86.84%		
May-03					40	47	85.11%		
Jun-03					17	20	85.00%		
Jul-03					35	39	89.74%		



Qwest DSL (Parity)									
Date	CLEC Num	CLEC Denc	CLEC Resu	CLEC Std	Qwest Num	Qwest Denc	Qwest Resu	Mod Z Scr	Parity Scr
Aug-02	1	1	100.00%	0.00%	27	30	90.00%	-0.33	-1.2
Sep-02					14	19	73.68%		
Oct-02					40	44	90.91%		
Nov-02					24	27	88.89%		
Dec-02	0	1	0.00%	0.00%	22	24	91.67%	1.62	-0.01
Jan-03					27	28	96.43%		
Feb-03					13	16	81.25%		
Mar-03					16	17	94.12%		
Apr-03					11	11	100.00%		
May-03					6	10	60.00%		
Jun-03					7	8	87.50%		
Jul-03					15	15	100.00%		

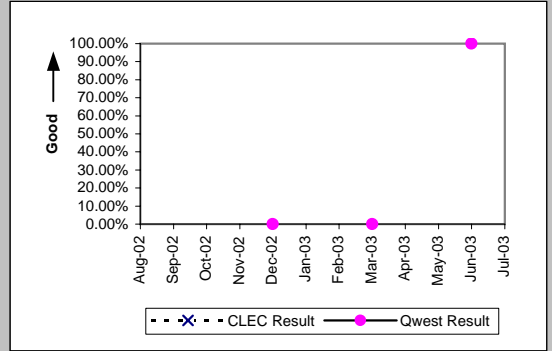


Dark Fiber - Loop (Diagnostic)									
Date	CLEC Num	CLEC Denc	CLEC Resu	CLEC Std	Qwest Num	Qwest Denc	Qwest Resu	Mod Z Scr	Parity Scr
Aug-02									
Sep-02									
Oct-02									
Nov-02	0	2	0.00%	0.00%					
Dec-02									
Jan-03									
Feb-03									
Mar-03									
Apr-03									
May-03									
Jun-03									
Jul-03									



OP-3D - Installation Commitments Met (Percent) - Interval Zone One

E911 (Parity)									
Date	CLEC Num	CLEC Dend	CLEC Resu	CLEC Std	Qwest Num	Qwest Dend	Qwest Resu	Mod Z Scr	Parity Scr
Aug-02									
Sep-02									
Oct-02									
Nov-02									
Dec-02					0	1	0.00%		
Jan-03									
Feb-03									
Mar-03					0	1	0.00%		
Apr-03									
May-03									
Jun-03					6	6	100.00%		
Jul-03									

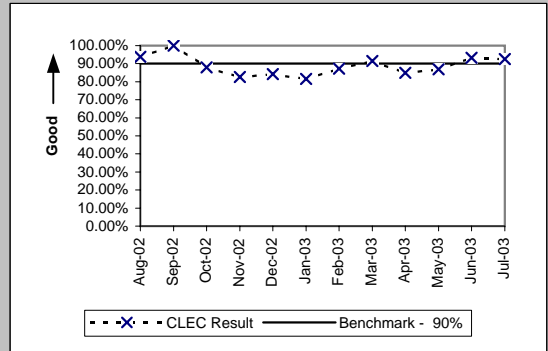




OP-3D - Installation Commitments Met (Percent) - Interval Zone One

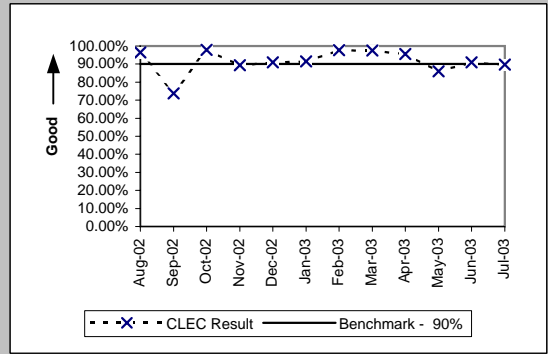
Enhanced Extended Loops (EELs) (Benchmark)

Date	Num	Denom	CLEC Result	Standard Dev
Aug-02	15	16	93.75%	24.21%
Sep-02	10	10	100.00%	0.00%
Oct-02	22	25	88.00%	32.50%
Nov-02	19	23	82.61%	37.90%
Dec-02	16	19	84.21%	36.46%
Jan-03	31	38	81.58%	38.77%
Feb-03	41	47	87.23%	33.37%
Mar-03	43	47	91.49%	27.90%
Apr-03	28	33	84.85%	35.86%
May-03	40	46	86.96%	33.68%
Jun-03	41	44	93.18%	25.21%
Jul-03	25	27	92.59%	26.19%



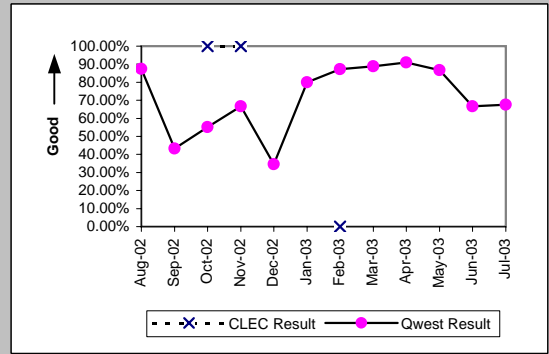
Unbundled Loop Conditioned (Benchmark)

Date	Num	Denom	CLEC Result	Standard Dev
Aug-02	192	199	96.48%	18.42%
Sep-02	132	179	73.74%	44.00%
Oct-02	229	234	97.86%	14.46%
Nov-02	59	66	89.39%	30.79%
Dec-02	50	55	90.91%	28.75%
Jan-03	76	83	91.57%	27.79%
Feb-03	83	85	97.65%	15.16%
Mar-03	76	78	97.44%	15.81%
Apr-03	43	45	95.56%	20.61%
May-03	55	64	85.94%	34.76%
Jun-03	91	100	91.00%	28.62%
Jul-03	140	156	89.74%	30.34%

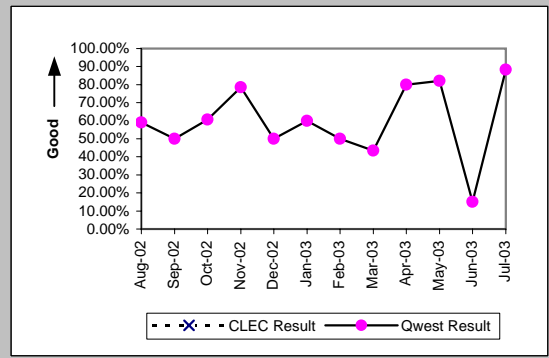


OP-3E - Installation Commitments Met (Percent) - Interval Zone Two

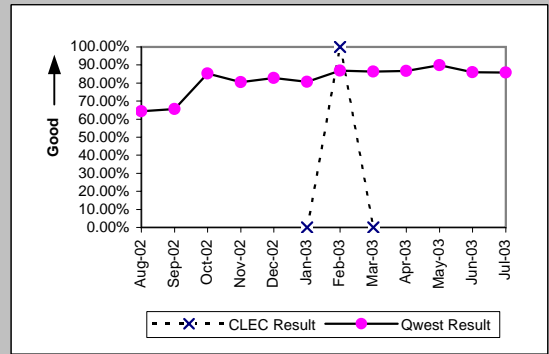
ISDN Primary (Parity)									
Date	CLEC Num	CLEC Denc	CLEC Resu	CLEC Std I	Qwest Num	Qwest Denc	Qwest Resu	Mod Z Scr	Parity Scr
Aug-02					14	16	87.50%		
Sep-02					32	74	43.24%		
Oct-02	3	3	100.00%	0.00%	27	49	55.10%	-1.52	-1.92
Nov-02	2	2	100.00%	0.00%	18	27	66.67%	-0.96	-1.59
Dec-02					35	101	34.65%		
Jan-03					28	35	80.00%		
Feb-03	0	1	0.00%	0.00%	41	47	87.23%	1.5	-0.09
Mar-03					16	18	88.89%		
Apr-03					40	44	90.91%		
May-03					39	45	86.67%		
Jun-03					44	66	66.67%		
Jul-03					27	40	67.50%		



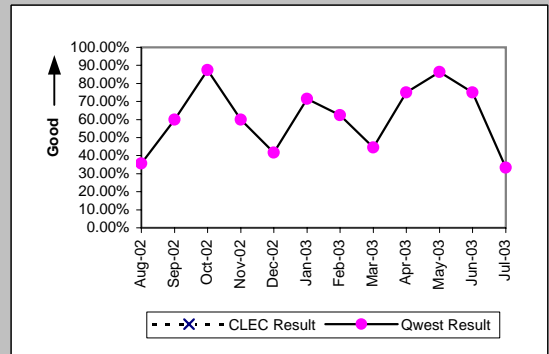
DS0 (Parity)									
Date	CLEC Num	CLEC Denc	CLEC Resu	CLEC Std I	Qwest Num	Qwest Denc	Qwest Resu	Mod Z Scr	Parity Scr
Aug-02					36	61	59.02%		
Sep-02					6	12	50.00%		
Oct-02					17	28	60.71%		
Nov-02					11	14	78.57%		
Dec-02					7	14	50.00%		
Jan-03					9	15	60.00%		
Feb-03					8	16	50.00%		
Mar-03					10	23	43.48%		
Apr-03					20	25	80.00%		
May-03					23	28	82.14%		
Jun-03					3	20	15.00%		
Jul-03					15	17	88.24%		



DS1 (Parity)									
Date	CLEC Num	CLEC Denc	CLEC Resu	CLEC Std I	Qwest Num	Qwest Denc	Qwest Resu	Mod Z Scr	Parity Scr
Aug-02					163	253	64.43%		
Sep-02					178	271	65.68%		
Oct-02					321	376	85.37%		
Nov-02					149	185	80.54%		
Dec-02					193	233	82.83%		
Jan-03	0	1	0.00%	0.00%	222	275	80.73%	1.31	-0.2
Feb-03	2	2	100.00%	0.00%	246	283	86.93%	-0.55	-1.33
Mar-03	0	2	0.00%	0.00%	258	299	86.29%	2.38	0.44
Apr-03					274	316	86.71%		
May-03					377	419	89.98%		
Jun-03					296	344	86.05%		
Jul-03					274	319	85.89%		

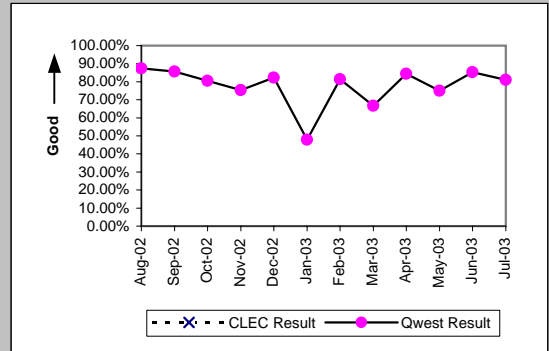


DS3 (Parity)									
Date	CLEC Num	CLEC Denc	CLEC Resu	CLEC Std I	Qwest Num	Qwest Denc	Qwest Resu	Mod Z Scr	Parity Scr
Aug-02					5	14	35.71%		
Sep-02					3	5	60.00%		
Oct-02					7	8	87.50%		
Nov-02					3	5	60.00%		
Dec-02					5	12	41.67%		
Jan-03					5	7	71.43%		
Feb-03					10	16	62.50%		
Mar-03					4	9	44.44%		
Apr-03					15	20	75.00%		
May-03					19	22	86.36%		
Jun-03					12	16	75.00%		
Jul-03					7	21	33.33%		

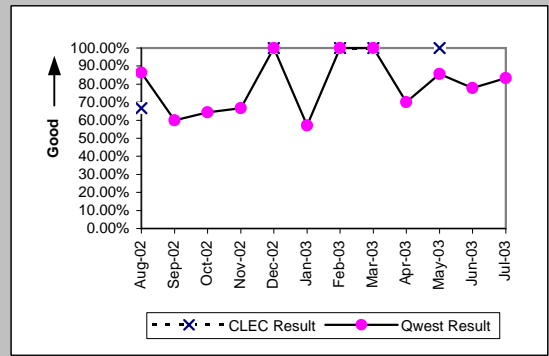


OP-3E - Installation Commitments Met (Percent) - Interval Zone Two

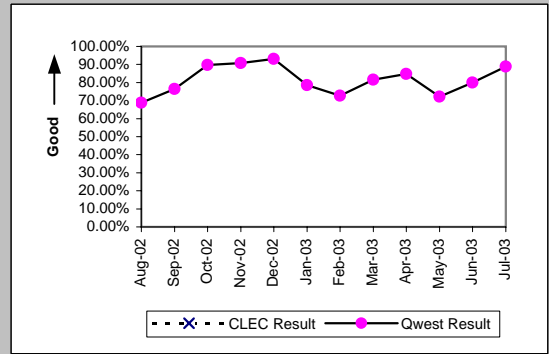
Frame Relay (Parity)									
Date	CLEC Num	CLEC Dend	CLEC Resu	CLEC Std	Qwest Num	Qwest Dend	Qwest Resu	Mod Z Scr	Parity Scr
Aug-02					63	72	87.50%		
Sep-02					66	77	85.71%		
Oct-02					78	97	80.41%		
Nov-02					64	85	75.29%		
Dec-02					84	102	82.35%		
Jan-03					23	48	47.92%		
Feb-03					61	75	81.33%		
Mar-03					18	27	66.67%		
Apr-03					54	64	84.38%		
May-03					24	32	75.00%		
Jun-03					35	41	85.37%		
Jul-03					34	42	80.95%		



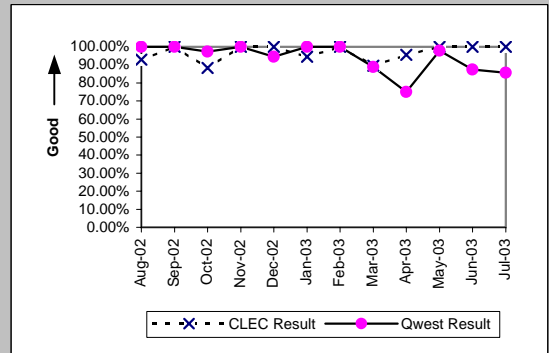
PBX (Parity)									
Date	CLEC Num	CLEC Dend	CLEC Resu	CLEC Std	Qwest Num	Qwest Dend	Qwest Resu	Mod Z Scr	Parity Scr
Aug-02					19	22	86.36%	0.69	-0.58
Sep-02					6	10	60.00%		
Oct-02					9	14	64.29%		
Nov-02					10	15	66.67%		
Dec-02	1	1	100.00%	0.00%	5	5	100.00%	N/A	N/A
Jan-03					4	7	57.14%		
Feb-03	1	1	100.00%	0.00%	15	15	100.00%	N/A	N/A
Mar-03	1	1	100.00%	0.00%	11	11	100.00%	N/A	N/A
Apr-03					14	20	70.00%		
May-03	1	1	100.00%	0.00%	12	14	85.71%	-0.39	-1.24
Jun-03					14	18	77.78%		
Jul-03					15	18	83.33%		



Basic Rate ISDN (Parity)									
Date	CLEC Num	CLEC Dend	CLEC Resu	CLEC Std	Qwest Num	Qwest Dend	Qwest Resu	Mod Z Scr	Parity Scr
Aug-02					33	48	68.75%		
Sep-02					26	34	76.47%		
Oct-02					70	78	89.74%		
Nov-02					79	87	90.80%		
Dec-02					27	29	93.10%		
Jan-03					44	56	78.57%		
Feb-03					32	44	72.73%		
Mar-03					31	38	81.58%		
Apr-03					39	46	84.78%		
May-03					31	43	72.09%		
Jun-03					32	40	80.00%		
Jul-03					71	80	88.75%		

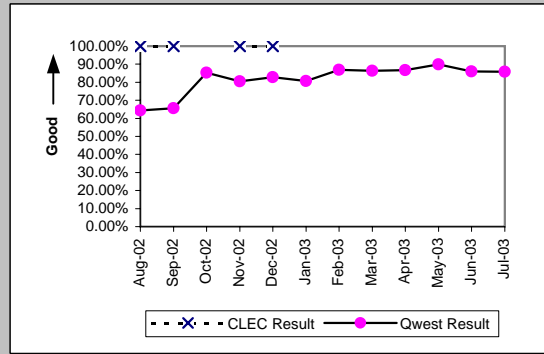


LIS Trunk (Parity)									
Date	CLEC Num	CLEC Dend	CLEC Resu	CLEC Std	Qwest Num	Qwest Dend	Qwest Resu	Mod Z Scr	Parity Scr
Aug-02	13	14	92.86%	25.75%	9	9	100.00%	N/A	-0.71
Sep-02	12	12	100.00%	0.00%	16	16	100.00%	N/A	N/A
Oct-02	15	17	88.24%	32.22%	36	37	97.30%	1.15	-0.3
Nov-02	31	31	100.00%	0.00%	5	5	100.00%	N/A	N/A
Dec-02	18	18	100.00%	0.00%	17	18	94.44%	-0.73	-1.44
Jan-03	17	18	94.44%	22.91%	13	13	100.00%	N/A	-0.68
Feb-03	19	19	100.00%	0.00%	33	33	100.00%	N/A	N/A
Mar-03	17	19	89.47%	30.69%	40	45	88.89%	-0.07	-1.04
Apr-03	22	23	95.65%	20.39%	15	20	75.00%	-1.56	-1.95
May-03	12	12	100.00%	0.00%	48	49	97.96%	-0.45	-1.27
Jun-03	15	15	100.00%	0.00%	21	24	87.50%	-1.15	-1.7
Jul-03	7	7	100.00%	0.00%	12	14	85.71%	-0.88	-1.54

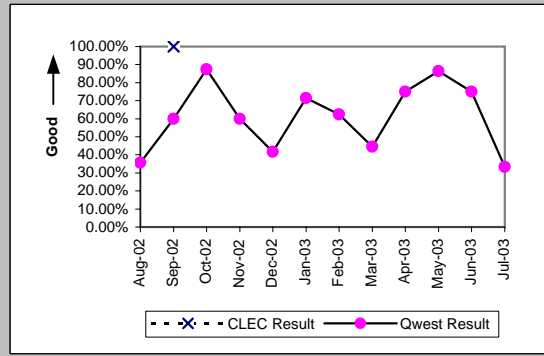


OP-3E - Installation Commitments Met (Percent) - Interval Zone Two

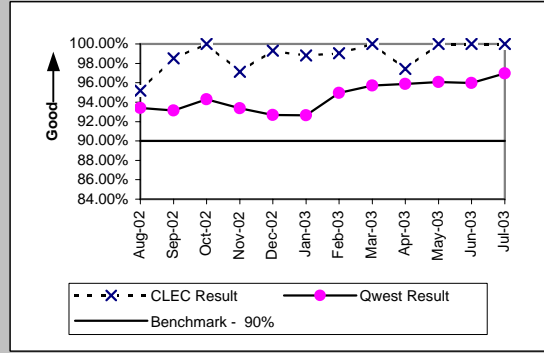
UDIT DS1 (Parity)									
Date	CLEC Num	CLEC Denc	CLEC Resu	CLEC Std E	Qwest Num	Qwest Denc	Qwest Resu	Mod Z Scr	Parity Scr
Aug-02	1	1	100.00%	0.00%	163	253	64.43%	-0.74	-1.45
Sep-02	1	1	100.00%	0.00%	178	271	65.68%	-0.72	-1.44
Oct-02					321	376	85.37%		
Nov-02	1	1	100.00%	0.00%	149	185	80.54%	-0.49	-1.3
Dec-02	4	4	100.00%	0.00%	193	233	82.83%	-0.9	-1.55
Jan-03					222	275	80.73%		
Feb-03					246	283	86.93%		
Mar-03					258	299	86.29%		
Apr-03					274	316	86.71%		
May-03					377	419	89.98%		
Jun-03					296	344	86.05%		
Jul-03					274	319	85.89%		



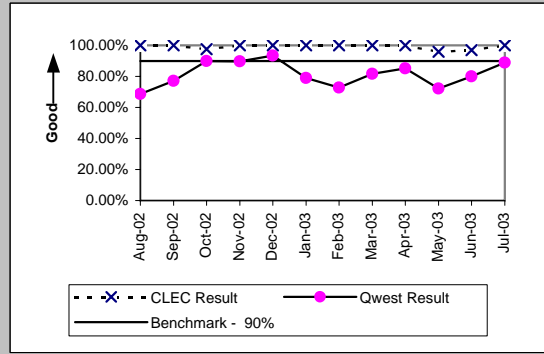
UDIT Above DS1 Level (Parity)									
Date	CLEC Num	CLEC Denc	CLEC Resu	CLEC Std E	Qwest Num	Qwest Denc	Qwest Resu	Mod Z Scr	Parity Scr
Aug-02					5	14	35.71%		
Sep-02	2	2	100.00%	0.00%	3	5	60.00%	-0.98	-1.59
Oct-02					7	8	87.50%		
Nov-02					3	5	60.00%		
Dec-02					5	12	41.67%		
Jan-03					5	7	71.43%		
Feb-03					10	16	62.50%		
Mar-03					4	9	44.44%		
Apr-03					15	20	75.00%		
May-03					19	22	86.36%		
Jun-03					12	16	75.00%		
Jul-03					7	21	33.33%		



Unbundled Loop Analog (Benchmark)									
Date	CLEC Num	CLEC Denc	CLEC Resu	CLEC Std E	Qwest Num	Qwest Denc	Qwest Resu	Mod Z Scr	Parity Scr
Aug-02	138	145	95.17%	21.43%	2006	2148	93.39%	-0.84	-1.51
Sep-02	67	68	98.53%	12.04%	1835	1970	93.15%	-1.73	-2.05
Oct-02	62	62	100.00%	0.00%	2113	2241	94.29%	-1.91	-2.16
Nov-02	68	70	97.14%	16.66%	1607	1721	93.38%	-1.24	-1.76
Dec-02	146	147	99.32%	8.22%	1619	1747	92.67%	-2.97	-2.81
Jan-03	168	170	98.82%	10.78%	1677	1810	92.65%	-2.95	-2.79
Feb-03	105	106	99.06%	9.67%	1585	1669	94.97%	-1.87	-2.14
Mar-03	145	145	100.00%	0.00%	1677	1752	95.72%	-2.45	-2.49
Apr-03	152	156	97.44%	15.81%	1816	1894	95.88%	-0.94	-1.57
May-03	69	69	100.00%	0.00%	1765	1837	96.08%	-1.65	-2
Jun-03	124	124	100.00%	0.00%	1817	1893	95.99%	-2.21	-2.34
Jul-03	316	316	100.00%	0.00%	1957	2018	96.98%	-2.92	-2.77

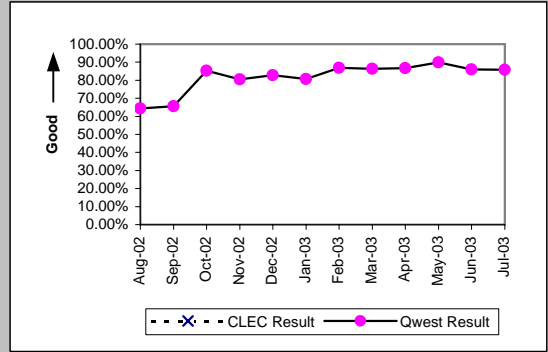


Unbundled Loop - 2 Wire Non-Loaded (Benchmark)									
Date	CLEC Num	CLEC Denc	CLEC Resu	CLEC Std E	Qwest Num	Qwest Denc	Qwest Resu	Mod Z Scr	Parity Scr
Aug-02	32	32	100.00%	0.00%	33	48	68.75%	-2.95	-2.8
Sep-02	31	31	100.00%	0.00%	27	35	77.14%	-2.21	-2.34
Oct-02	41	42	97.62%	15.25%	71	79	89.87%	-1.34	-1.82
Nov-02	42	42	100.00%	0.00%	79	88	89.77%	-1.8	-2.09
Dec-02	35	35	100.00%	0.00%	28	30	93.33%	-1.07	-1.65
Jan-03	40	40	100.00%	0.00%	45	57	78.95%	-2.5	-2.52
Feb-03	39	39	100.00%	0.00%	32	44	72.73%	-2.78	-2.69
Mar-03	25	25	100.00%	0.00%	31	38	81.58%	-1.85	-2.12
Apr-03	23	23	100.00%	0.00%	40	47	85.11%	-1.64	-2
May-03	23	24	95.83%	19.98%	31	43	72.09%	-2.08	-2.26
Jun-03	31	32	96.88%	17.40%	32	40	80.00%	-1.78	-2.08
Jul-03	23	23	100.00%	0.00%	72	81	88.89%	-1.5	-1.91

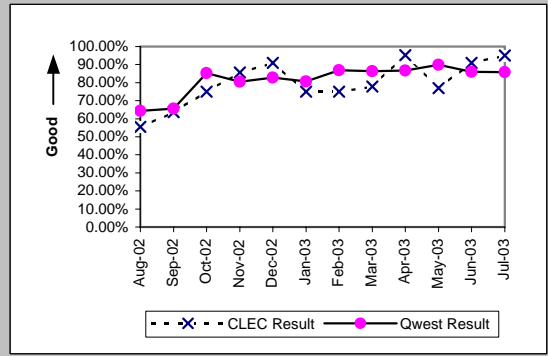


OP-3E - Installation Commitments Met (Percent) - Interval Zone Two

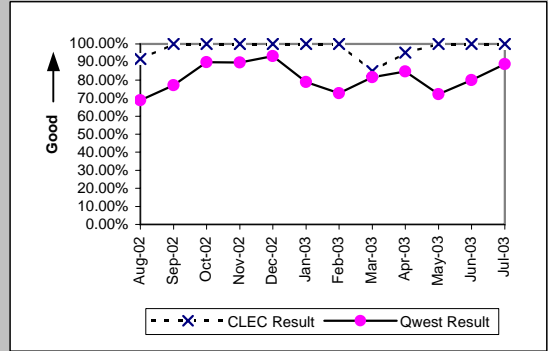
Unbundled Loop - 4 Wire Non-Loaded (Parity)									
Date	CLEC Num	CLEC Denc	CLEC Resu	CLEC Std E	Qwest Num	Qwest Denc	Qwest Resu	Mod Z Scr	Parity Scr
Aug-02					163	253	64.43%		
Sep-02					178	271	65.68%		
Oct-02					321	376	85.37%		
Nov-02					149	185	80.54%		
Dec-02					193	233	82.83%		
Jan-03					222	275	80.73%		
Feb-03					246	283	86.93%		
Mar-03					258	299	86.29%		
Apr-03					274	316	86.71%		
May-03					377	419	89.98%		
Jun-03					296	344	86.05%		
Jul-03					274	319	85.89%		



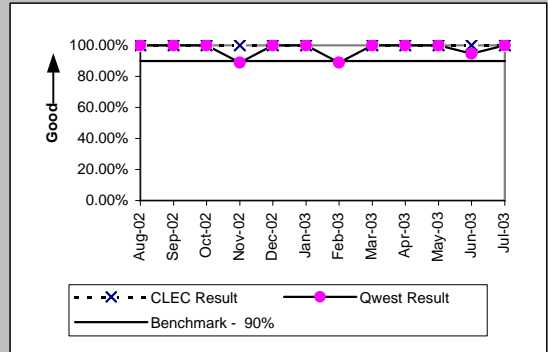
Unbundled Loop - DS1 Capable (Parity)									
Date	CLEC Num	CLEC Denc	CLEC Resu	CLEC Std E	Qwest Num	Qwest Denc	Qwest Resu	Mod Z Scr	Parity Scr
Aug-02	5	9	55.56%	49.69%	163	253	64.43%	0.53	-0.68
Sep-02	7	11	63.64%	48.10%	178	271	65.68%	0.15	-0.91
Oct-02	6	8	75.00%	43.30%	321	376	85.37%	0.78	-0.53
Nov-02	12	14	85.71%	34.99%	149	185	80.54%	-0.47	-1.29
Dec-02	10	11	90.91%	28.75%	193	233	82.83%	-0.69	-1.42
Jan-03	3	4	75.00%	43.30%	222	275	80.73%	0.3	-0.82
Feb-03	9	12	75.00%	43.30%	246	283	86.93%	1.11	-0.33
Mar-03	7	9	77.78%	41.57%	258	299	86.29%	0.71	-0.57
Apr-03	20	21	95.24%	21.30%	274	316	86.71%	-1.11	-1.68
May-03	10	13	76.92%	42.13%	377	419	89.98%	1.37	-0.17
Jun-03	10	11	90.91%	28.75%	296	344	86.05%	-0.46	-1.28
Jul-03	19	20	95.00%	21.79%	274	319	85.89%	-1.13	-1.69



Unbundled Loop ISDN Capable (Parity)									
Date	CLEC Num	CLEC Denc	CLEC Resu	CLEC Std E	Qwest Num	Qwest Denc	Qwest Resu	Mod Z Scr	Parity Scr
Aug-02	11	12	91.67%	27.64%	33	48	68.75%	-1.53	-1.93
Sep-02	12	12	100.00%	0.00%	27	35	77.14%	-1.63	-1.99
Oct-02	20	20	100.00%	0.00%	71	79	89.87%	-1.34	-1.82
Nov-02	18	18	100.00%	0.00%	79	88	89.77%	-1.3	-1.79
Dec-02	21	21	100.00%	0.00%	28	30	93.33%	-0.94	-1.57
Jan-03	23	23	100.00%	0.00%	45	57	78.95%	-2.09	-2.27
Feb-03	21	21	100.00%	0.00%	32	44	72.73%	-2.31	-2.4
Mar-03	17	20	85.00%	35.71%	31	38	81.58%	-0.32	-1.19
Apr-03	20	21	95.24%	21.30%	39	46	84.78%	-1.11	-1.67
May-03	13	13	100.00%	0.00%	31	43	72.09%	-1.97	-2.2
Jun-03	23	23	100.00%	0.00%	32	40	80.00%	-1.91	-2.16
Jul-03	21	21	100.00%	0.00%	71	80	88.75%	-1.45	-1.88

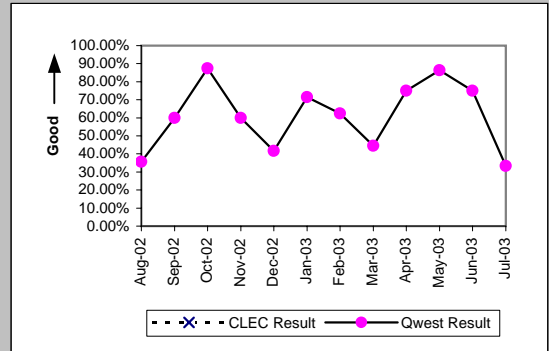


Unbundled Loop - ADSL Qualified (Benchmark)									
Date	CLEC Num	CLEC Denc	CLEC Resu	CLEC Std E	Qwest Num	Qwest Denc	Qwest Resu	Mod Z Scr	Parity Scr
Aug-02	4	4	100.00%	0.00%	11	11	100.00%	N/A	N/A
Sep-02	2	2	100.00%	0.00%	6	6	100.00%	N/A	N/A
Oct-02	4	4	100.00%	0.00%	9	9	100.00%	N/A	N/A
Nov-02	2	2	100.00%	0.00%	8	9	88.89%	-0.45	-1.27
Dec-02	9	9	100.00%	0.00%	5	5	100.00%	N/A	N/A
Jan-03	6	6	100.00%	0.00%	13	13	100.00%	N/A	N/A
Feb-03					8	9	88.89%		
Mar-03	3	3	100.00%	0.00%	14	14	100.00%	N/A	N/A
Apr-03	3	3	100.00%	0.00%	10	10	100.00%	N/A	N/A
May-03	3	3	100.00%	0.00%	15	15	100.00%	N/A	N/A
Jun-03	4	4	100.00%	0.00%	18	19	94.74%	-0.43	-1.26
Jul-03	5	5	100.00%	0.00%	21	21	100.00%	N/A	N/A

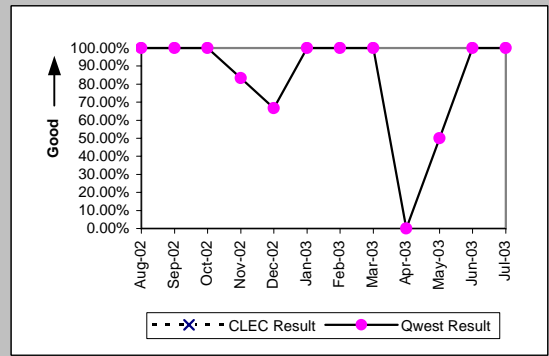


OP-3E - Installation Commitments Met (Percent) - Interval Zone Two

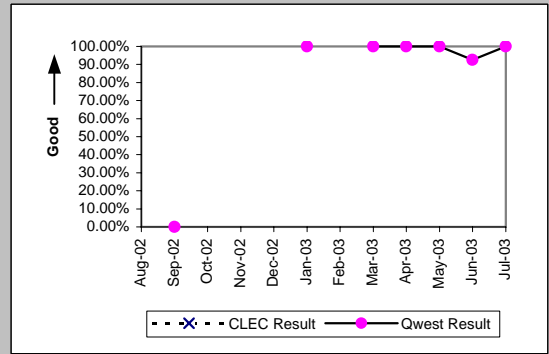
Unbundled Loop - DS3 Capable (Parity)									
Date	CLEC Num	CLEC Dend	CLEC Resu	CLEC Std	Qwest Num	Qwest Dend	Qwest Resu	Mod Z Scr	Parity Scr
Aug-02					5	14	35.71%		
Sep-02					3	5	60.00%		
Oct-02					7	8	87.50%		
Nov-02					3	5	60.00%		
Dec-02					5	12	41.67%		
Jan-03					5	7	71.43%		
Feb-03					10	16	62.50%		
Mar-03					4	9	44.44%		
Apr-03					15	20	75.00%		
May-03					19	22	86.36%		
Jun-03					12	16	75.00%		
Jul-03					7	21	33.33%		



Qwest DSL (Parity)									
Date	CLEC Num	CLEC Dend	CLEC Resu	CLEC Std	Qwest Num	Qwest Dend	Qwest Resu	Mod Z Scr	Parity Scr
Aug-02					1	1	100.00%		
Sep-02					5	5	100.00%		
Oct-02					2	2	100.00%		
Nov-02					5	6	83.33%		
Dec-02					2	3	66.67%		
Jan-03					4	4	100.00%		
Feb-03					1	1	100.00%		
Mar-03					1	1	100.00%		
Apr-03					0	2	0.00%		
May-03					2	4	50.00%		
Jun-03					2	2	100.00%		
Jul-03					2	2	100.00%		



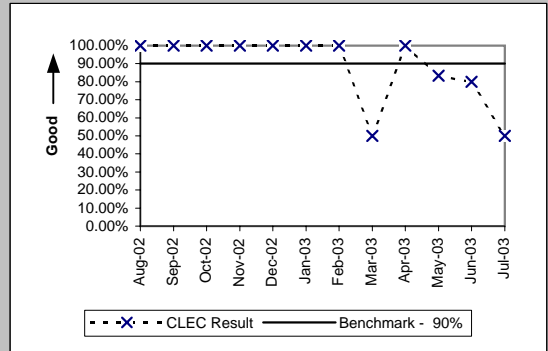
E911 (Parity)									
Date	CLEC Num	CLEC Dend	CLEC Resu	CLEC Std	Qwest Num	Qwest Dend	Qwest Resu	Mod Z Scr	Parity Scr
Aug-02					0	5	0.00%		
Sep-02									
Oct-02									
Nov-02									
Dec-02									
Jan-03					2	2	100.00%		
Feb-03									
Mar-03					2	2	100.00%		
Apr-03					4	4	100.00%		
May-03					5	5	100.00%		
Jun-03					25	27	92.59%		
Jul-03					4	4	100.00%		



OP-3E - Installation Commitments Met (Percent) - Interval Zone Two

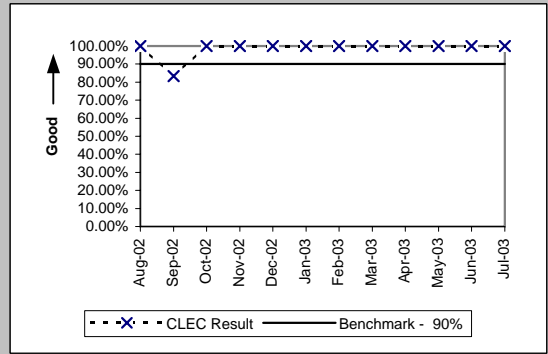
Enhanced Extended Loops (EELs) (Benchmark)

Date	Num	Denom	CLEC Result	Standard Dev
Aug-02	1	1	100.00%	0.00%
Sep-02	1	1	100.00%	0.00%
Oct-02	7	7	100.00%	0.00%
Nov-02	4	4	100.00%	0.00%
Dec-02	2	2	100.00%	0.00%
Jan-03	3	3	100.00%	0.00%
Feb-03	2	2	100.00%	0.00%
Mar-03	1	2	50.00%	50.00%
Apr-03	3	3	100.00%	0.00%
May-03	5	6	83.33%	37.27%
Jun-03	4	5	80.00%	40.00%
Jul-03	1	2	50.00%	50.00%



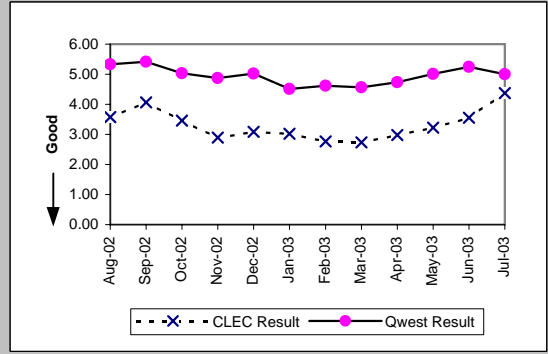
Unbundled Loop Conditioned (Benchmark)

Date	Num	Denom	CLEC Result	Standard Dev
Aug-02	18	18	100.00%	0.00%
Sep-02	10	12	83.33%	37.27%
Oct-02	14	14	100.00%	0.00%
Nov-02	15	15	100.00%	0.00%
Dec-02	6	6	100.00%	0.00%
Jan-03	8	8	100.00%	0.00%
Feb-03	15	15	100.00%	0.00%
Mar-03	12	12	100.00%	0.00%
Apr-03	5	5	100.00%	0.00%
May-03	8	8	100.00%	0.00%
Jun-03	3	3	100.00%	0.00%
Jul-03	4	4	100.00%	0.00%

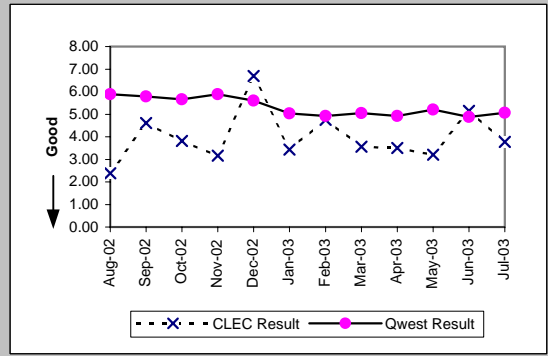


OP-4A - Installation Interval (Average Days) - Dispatches within MSAs

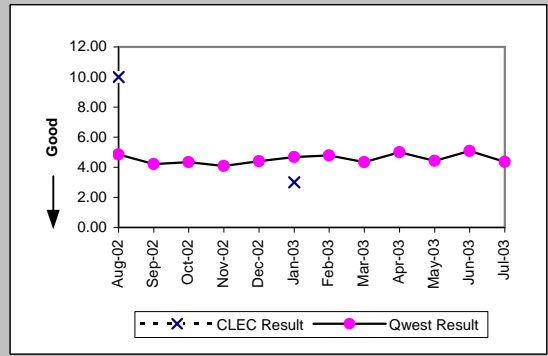
Residence (Parity)									
Date	CLEC Num	CLEC Denc	CLEC Resu	CLEC Std I	Qwest Num	Qwest Denc	Qwest Resu	Mod Z Scr	Parity Scr
Aug-02	761	213	3.57	1.38	56276	10568	5.33	-5.51	-4.35
Sep-02	455	112	4.06	2.19	53796	9935	5.41	-3.12	-2.9
Oct-02	377	109	3.46	1.49	54456	10833	5.03	-3.92	-3.38
Nov-02	315	109	2.89	0.71	40202	8248	4.87	-4.67	-3.84
Dec-02	434	141	3.08	0.76	40090	7984	5.02	-5.15	-4.13
Jan-03	757	251	3.02	0.88	38352	8502	4.51	-6.42	-4.9
Feb-03	700	253	2.77	0.64	35614	7710	4.62	-7	-5.25
Mar-03	620	227	2.73	0.83	37801	8287	4.56	-7.28	-5.43
Apr-03	673	226	2.98	1.47	41391	8742	4.73	-5.98	-4.64
May-03	803	249	3.22	2.01	42408	8459	5.01	-6.07	-4.69
Jun-03	1006	283	3.55	1.18	47083	8989	5.24	-6.09	-4.7
Jul-03	2655	608	4.37	2.52	47796	9553	5.00	-3.43	-3.08



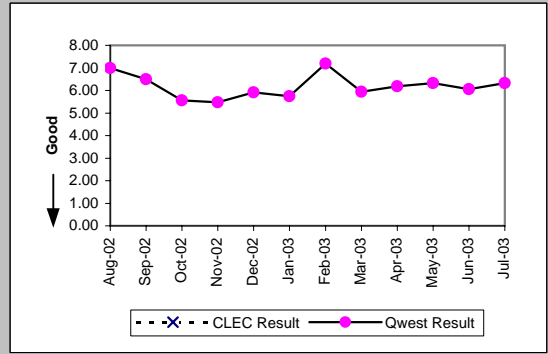
Business (Parity)									
Date	CLEC Num	CLEC Denc	CLEC Resu	CLEC Std I	Qwest Num	Qwest Denc	Qwest Resu	Mod Z Scr	Parity Scr
Aug-02	19	8	2.38	1.60	15943	2708	5.89	-1.34	-1.81
Sep-02	83	18	4.61	2.00	15169	2622	5.79	-0.7	-1.43
Oct-02	42	11	3.82	1.89	17023	3007	5.66	-0.91	-1.55
Nov-02	38	12	3.17	1.27	15546	2642	5.88	-1.38	-1.84
Dec-02	67	10	6.70	4.92	12356	2207	5.60	0.74	-0.55
Jan-03	24	7	3.43	1.13	12931	2566	5.04	-0.73	-1.45
Feb-03	38	8	4.75	2.05	11231	2284	4.92	-0.08	-1.05
Mar-03	32	9	3.56	1.13	13032	2579	5.05	-0.72	-1.44
Apr-03	42	12	3.50	1.09	12142	2466	4.92	-0.92	-1.56
May-03	45	14	3.21	1.37	12994	2493	5.21	-1.26	-1.77
Jun-03	67	13	5.15	3.87	12176	2496	4.88	0.42	-0.74
Jul-03	49	13	3.77	1.59	13011	2569	5.06	-0.81	-1.49



Centrex (Parity)									
Date	CLEC Num	CLEC Denc	CLEC Resu	CLEC Std I	Qwest Num	Qwest Denc	Qwest Resu	Mod Z Scr	Parity Scr
Aug-02					3071	632	4.86	1.27	-0.23
Sep-02					2314	548	4.22		
Oct-02					2262	520	4.35		
Nov-02					1900	466	4.08		
Dec-02					1993	453	4.40		
Jan-03	3	1	3.00		1909	407	4.69	-0.23	-1.14
Feb-03					2078	435	4.78		
Mar-03					2375	546	4.35		
Apr-03					1674	334	5.01		
May-03					1722	389	4.43		
Jun-03					2608	513	5.08		
Jul-03					1983	455	4.36		



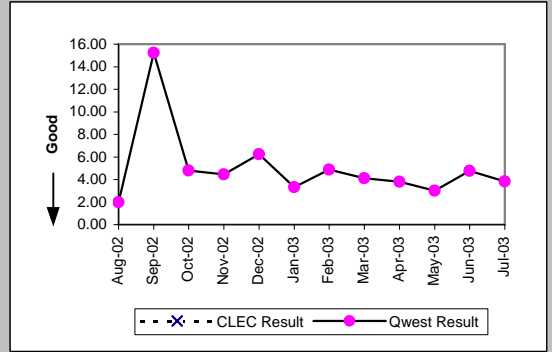
Centrex 21 (Parity)									
Date	CLEC Num	CLEC Denc	CLEC Resu	CLEC Std I	Qwest Num	Qwest Denc	Qwest Resu	Mod Z Scr	Parity Scr
Aug-02					966	138	7.00		
Sep-02					961	148	6.49		
Oct-02					879	158	5.56		
Nov-02					618	113	5.47		
Dec-02					740	125	5.92		
Jan-03					696	121	5.75		
Feb-03					798	111	7.19		
Mar-03					761	128	5.95		
Apr-03					799	129	6.19		
May-03					759	120	6.32		
Jun-03					709	117	6.06		
Jul-03					911	144	6.33		



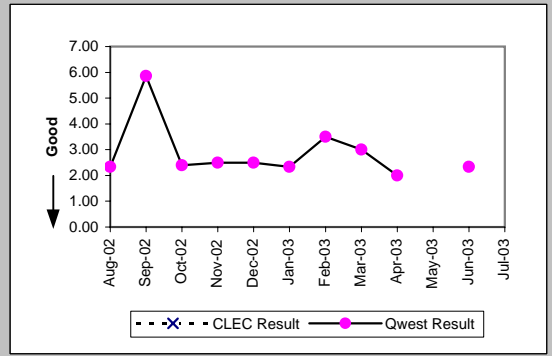


OP-4A - Installation Interval (Average Days) - Dispatches within MSAs

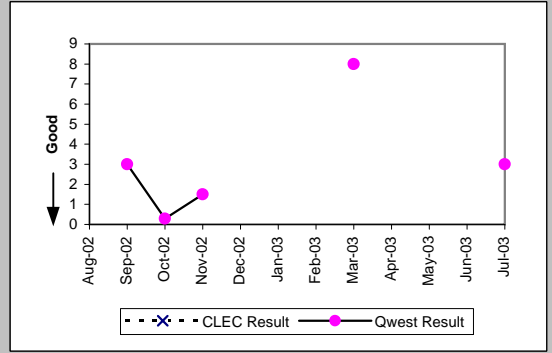
PBX (Parity)									
Date	CLEC Num	CLEC Denc	CLEC Resu	CLEC Std I	Qwest Num	Qwest Denc	Qwest Resu	Mod Z Scr	Parity Scr
Aug-02					20	10	2.00		
Sep-02					198	13	15.23		
Oct-02					67	14	4.79		
Nov-02					49	11	4.45		
Dec-02					50	8	6.25		
Jan-03					20	6	3.33		
Feb-03					44	9	4.89		
Mar-03					37	9	4.11		
Apr-03					53	14	3.79		
May-03					42	14	3.00		
Jun-03					62	13	4.77		
Jul-03					23	6	3.83		



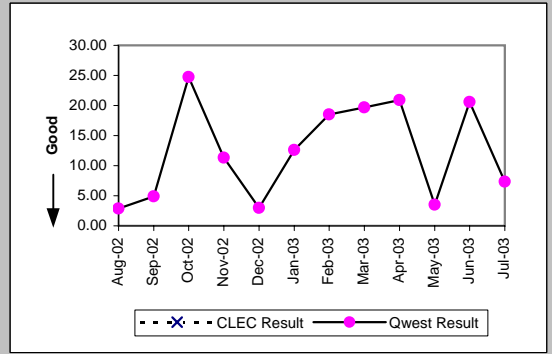
Basic Rate ISDN (Parity)									
Date	CLEC Num	CLEC Denc	CLEC Resu	CLEC Std I	Qwest Num	Qwest Denc	Qwest Resu	Mod Z Scr	Parity Scr
Aug-02					7	3	2.33		
Sep-02					41	7	5.86		
Oct-02					12	5	2.40		
Nov-02					20	8	2.50		
Dec-02					10	4	2.50		
Jan-03					7	3	2.33		
Feb-03					7	2	3.50		
Mar-03					18	6	3.00		
Apr-03					2	1	2.00		
May-03									
Jun-03					7	3	2.33		
Jul-03									



ISDN Primary (Parity)									
Date	CLEC Num	CLEC Denc	CLEC Resu	CLEC Std I	Qwest Num	Qwest Denc	Qwest Resu	Mod Z Scr	Parity Scr
Aug-02									
Sep-02					3	1	3.00		
Oct-02					2	7	0.29		
Nov-02					3	2	1.50		
Dec-02									
Jan-03									
Feb-03									
Mar-03					8	1	8.00		
Apr-03									
May-03									
Jun-03									
Jul-03					3	1	3.00		

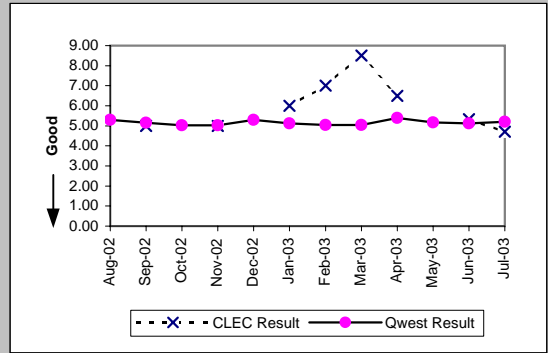


DS0 (Parity)									
Date	CLEC Num	CLEC Denc	CLEC Resu	CLEC Std I	Qwest Num	Qwest Denc	Qwest Resu	Mod Z Scr	Parity Scr
Aug-02					23	8	2.88		
Sep-02					88	18	4.89		
Oct-02					1458	59	24.71		
Nov-02					385	34	11.32		
Dec-02					3	1	3.00		
Jan-03					4301	341	12.61		
Feb-03					1869	101	18.50		
Mar-03					3167	161	19.67		
Apr-03					879	42	20.93		
May-03					74	21	3.52		
Jun-03					1153	56	20.59		
Jul-03					2162	295	7.33		

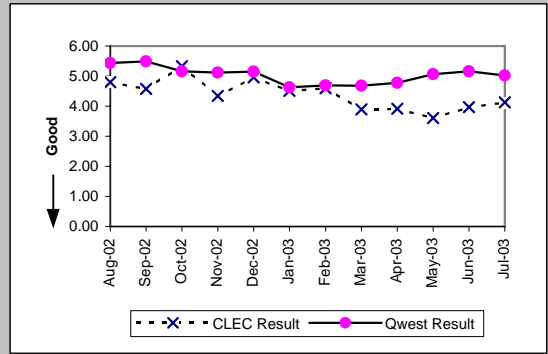


OP-4A - Installation Interval (Average Days) - Dispatches within MSAs

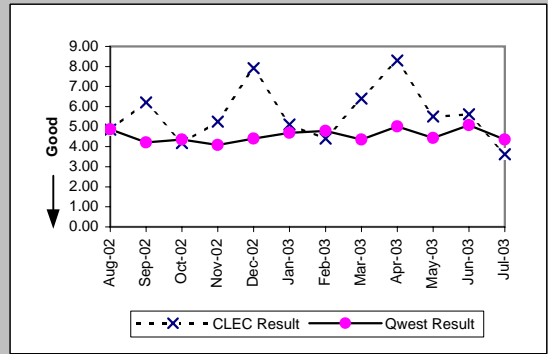
Qwest DSL (Parity)									
Date	CLEC Num	CLEC Denc	CLEC Resu	CLEC Std	Qwest Num	Qwest Denc	Qwest Resu	Mod Z Scr	Parity Scr
Aug-02					5271	995	5.30		
Sep-02	5	1	5.00		5427	1053	5.15	-0.05	-1.03
Oct-02					5469	1088	5.03		
Nov-02	5	1	5.00		4223	842	5.02	-0.01	-1
Dec-02					4739	894	5.30		
Jan-03	6	1	6.00		4839	946	5.12	0.73	-0.55
Feb-03	7	1	7.00		4063	804	5.05	1.57	-0.04
Mar-03	17	2	8.50	0.71	3807	755	5.04	1.79	0.09
Apr-03	13	2	6.50	2.12	3554	659	5.39	1.14	-0.31
May-03					2615	506	5.17		
Jun-03	16	3	5.33	2.52	2077	406	5.12	0.7	-0.57
Jul-03	33	7	4.71	0.49	1774	341	5.20	-0.77	-1.47



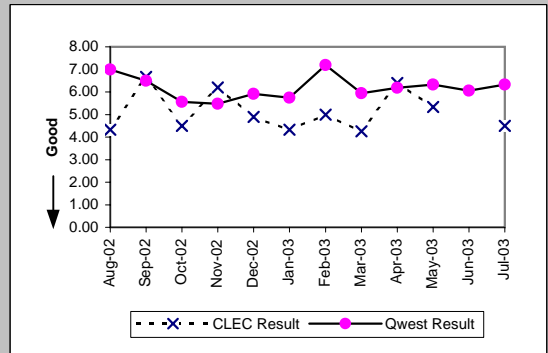
UNE - P (POTS) (Parity)									
Date	CLEC Num	CLEC Denc	CLEC Resu	CLEC Std	Qwest Num	Qwest Denc	Qwest Resu	Mod Z Scr	Parity Scr
Aug-02	662	138	4.80	2.73	72219	13276	5.44	-1.42	-1.86
Sep-02	535	117	4.57	2.21	68965	12557	5.49	-1.91	-2.16
Oct-02	720	135	5.33	5.03	71479	13840	5.16	0.4	-0.75
Nov-02	581	134	4.34	2.79	55748	10890	5.12	-1.76	-2.07
Dec-02	694	140	4.96	3.41	52446	10191	5.15	-0.45	-1.27
Jan-03	916	203	4.51	5.65	51283	11068	4.63	-0.4	-1.25
Feb-03	906	197	4.60	3.95	46845	9994	4.69	-0.27	-1.16
Mar-03	1240	319	3.89	2.76	50833	10866	4.68	-3.12	-2.9
Apr-03	1137	290	3.92	3.05	53533	11208	4.78	-3.13	-2.9
May-03	1169	324	3.61	2.63	55402	10952	5.06	-5.24	-4.19
Jun-03	869	219	3.97	3.19	59259	11485	5.16	-3.71	-3.26
Jul-03	1127	273	4.13	4.23	60807	12122	5.02	-3.06	-2.86



UNE P (Centrex) (Parity)									
Date	CLEC Num	CLEC Denc	CLEC Resu	CLEC Std	Qwest Num	Qwest Denc	Qwest Resu	Mod Z Scr	Parity Scr
Aug-02	63	13	4.85	2.08	3071	632	4.86	-0.01	-1.01
Sep-02	62	10	6.20	3.85	2314	548	4.22	1.58	-0.04
Oct-02	46	11	4.18	1.72	2262	520	4.35	-0.16	-1.1
Nov-02	42	8	5.25	2.92	1900	466	4.08	1.1	-0.33
Dec-02	95	12	7.92	4.25	1993	453	4.40	3.72	1.26
Jan-03	51	10	5.10	3.78	1909	407	4.69	0.85	-0.48
Feb-03	44	10	4.40	2.22	2078	435	4.78	-0.35	-1.21
Mar-03	96	15	6.40	6.94	2375	546	4.35	2.2	0.34
Apr-03	141	17	8.29	8.72	1674	334	5.01	2.51	0.53
May-03	33	6	5.50	0.84	1722	389	4.43	0.92	-0.44
Jun-03	45	8	5.62	3.70	2608	513	5.08	0.93	-0.44
Jul-03	29	8	3.62	2.13	1983	455	4.36	-0.89	-1.54



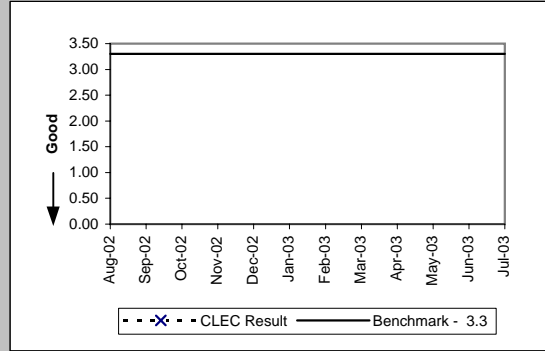
UNE P (Centrex 21) (Parity)									
Date	CLEC Num	CLEC Denc	CLEC Resu	CLEC Std	Qwest Num	Qwest Denc	Qwest Resu	Mod Z Scr	Parity Scr
Aug-02	13	3	4.33	1.53	966	138	7.00	-0.55	-1.34
Sep-02	20	3	6.67	3.06	961	148	6.49	0.36	-0.78
Oct-02	18	4	4.50	1.91	879	158	5.56	-0.34	-1.21
Nov-02	31	5	6.20	4.32	618	113	5.47	0.55	-0.66
Dec-02	49	10	4.90	3.07	740	125	5.92	-0.49	-1.3
Jan-03	13	3	4.33	1.15	696	121	5.75	-0.32	-1.19
Feb-03	20	4	5.00	2.45	798	111	7.19	-0.5	-1.3
Mar-03	17	4	4.25	0.50	761	128	5.95	-0.4	-1.24
Apr-03	32	5	6.40	1.82	799	129	6.19	0.49	-0.7
May-03	16	3	5.33	1.53	759	120	6.32	-0.22	-1.13
Jun-03					709	117	6.06		
Jul-03	18	4	4.50	1.29	911	144	6.33	-0.5	-1.31



OP-4A - Installation Interval (Average Days) - Dispatches within MSAs

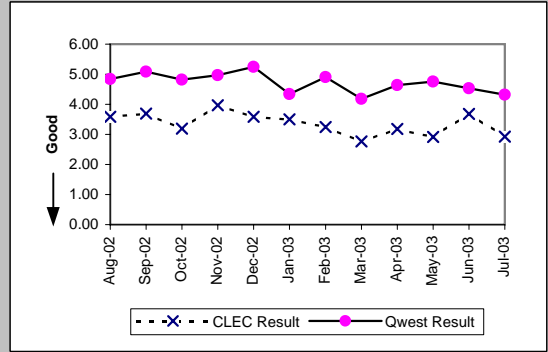
Line Sharing (Benchmark)

Date	Numerator	Denominator	CLEC Result	Standard Dev
Aug-02				
Sep-02				
Oct-02				
Nov-02				
Dec-02				
Jan-03				
Feb-03				
Mar-03				
Apr-03				
May-03				
Jun-03				
Jul-03				

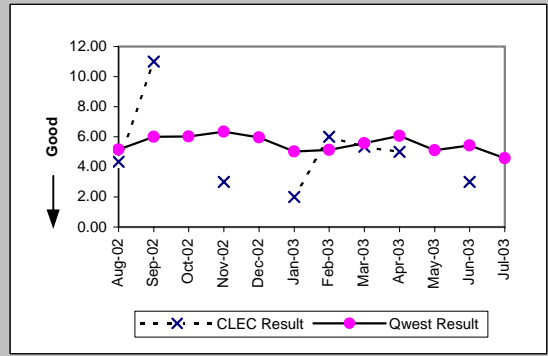


OP-4B - Installation Interval (Average Days) - Dispatches outside MSAs

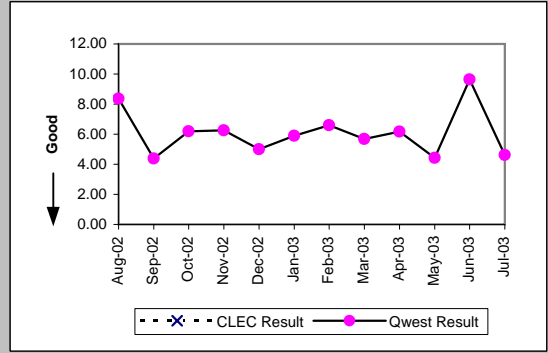
Residence (Parity)									
Date	CLEC Num	CLEC Denc	CLEC Resu	CLEC Std I	Qwest Num	Qwest Denc	Qwest Resu	Mod Z Scr	Parity Scr
Aug-02	115	32	3.59	2.60	8873	1833	4.84	-1.28	-1.78
Sep-02	59	16	3.69	1.08	8608	1694	5.08	-0.9	-1.55
Oct-02	83	26	3.19	0.85	8909	1847	4.82	-1.57	-1.96
Nov-02	115	29	3.97	3.98	7160	1442	4.97	-0.8	-1.48
Dec-02	93	26	3.58	1.10	7706	1470	5.24	-1.36	-1.83
Jan-03	119	34	3.50	1.69	6417	1480	4.34	-1.46	-1.89
Feb-03	120	37	3.24	1.48	6765	1380	4.90	-1.77	-2.08
Mar-03	83	30	2.77	1.52	6034	1442	4.18	-2.26	-2.38
Apr-03	70	22	3.18	1.05	7396	1595	4.64	-1.3	-1.79
May-03	76	26	2.92	0.48	7381	1550	4.76	-1.94	-2.18
Jun-03	70	19	3.68	1.00	7219	1594	4.53	-0.78	-1.47
Jul-03	44	15	2.93	0.70	7453	1724	4.32	-1.51	-1.92



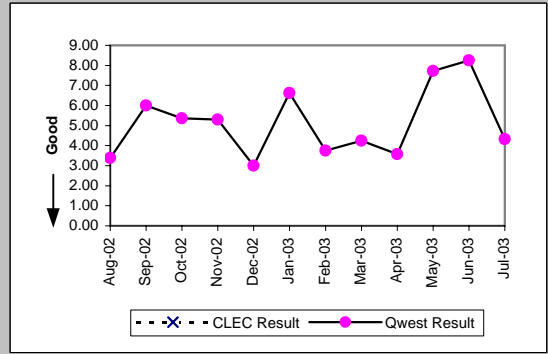
Business (Parity)									
Date	CLEC Num	CLEC Denc	CLEC Resu	CLEC Std I	Qwest Num	Qwest Denc	Qwest Resu	Mod Z Scr	Parity Scr
Aug-02	13	3	4.33	1.53	1672	325	5.14	-0.24	-1.14
Sep-02	55	5	11.00	17.89	1724	287	6.01	1.64	-0.01
Oct-02					2466	409	6.03		
Nov-02	9	3	3.00	0.00	1814	286	6.34	-0.85	-1.51
Dec-02					1695	285	5.95		
Jan-03	2	1	2.00		1691	337	5.02	-0.59	-1.36
Feb-03	6	1	6.00		1514	295	5.13	0.82	-0.5
Mar-03	16	3	5.33	1.53	1759	316	5.57	-0.05	-1.03
Apr-03	15	3	5.00	2.65	1862	307	6.07	-0.17	-1.1
May-03					1494	293	5.10		
Jun-03	3	1	3.00		1665	307	5.42	-0.37	-1.23
Jul-03					1399	306	4.57		



Centrex (Parity)									
Date	CLEC Num	CLEC Denc	CLEC Resu	CLEC Std I	Qwest Num	Qwest Denc	Qwest Resu	Mod Z Scr	Parity Scr
Aug-02					184	22	8.36		
Sep-02					57	13	4.38		
Oct-02					124	20	6.20		
Nov-02					75	12	6.25		
Dec-02					30	6	5.00		
Jan-03					53	9	5.89		
Feb-03					33	5	6.60		
Mar-03					91	16	5.69		
Apr-03					68	11	6.18		
May-03					53	12	4.42		
Jun-03					106	11	9.64		
Jul-03					37	8	4.62		

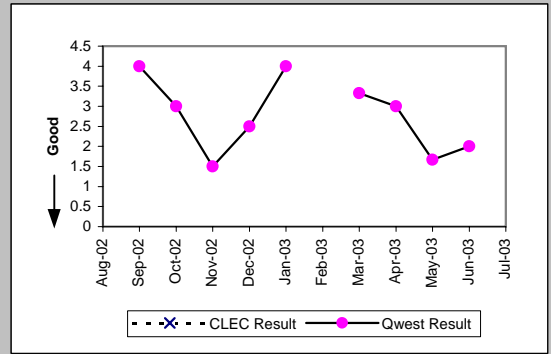


Centrex 21 (Parity)									
Date	CLEC Num	CLEC Denc	CLEC Resu	CLEC Std I	Qwest Num	Qwest Denc	Qwest Resu	Mod Z Scr	Parity Scr
Aug-02					27	8	3.38		
Sep-02					72	12	6.00		
Oct-02					59	11	5.36		
Nov-02					74	14	5.29		
Dec-02					27	9	3.00		
Jan-03					53	8	6.62		
Feb-03					30	8	3.75		
Mar-03					51	12	4.25		
Apr-03					25	7	3.57		
May-03					116	15	7.73		
Jun-03					99	12	8.25		
Jul-03					65	15	4.33		

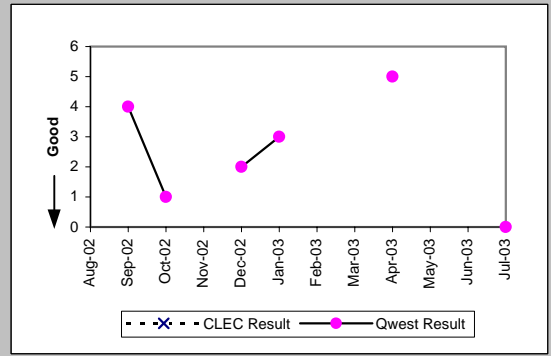


OP-4B - Installation Interval (Average Days) - Dispatches outside MSAs

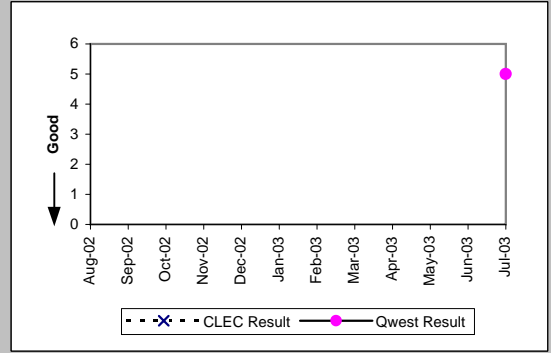
PBX (Parity)									
Date	CLEC Num	CLEC Denc	CLEC Resu	CLEC Std	Qwest Num	Qwest Denc	Qwest Resu	Mod Z Scr	Parity Scr
Aug-02									
Sep-02					8	2	4.00		
Oct-02					3	1	3.00		
Nov-02					3	2	1.50		
Dec-02					5	2	2.50		
Jan-03					4	1	4.00		
Feb-03									
Mar-03					10	3	3.33		
Apr-03					3	1	3.00		
May-03					5	3	1.67		
Jun-03					2	1	2.00		
Jul-03									



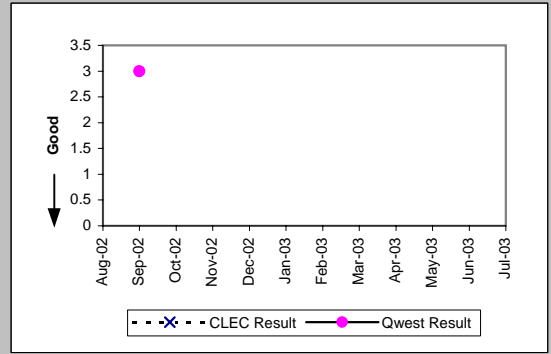
Basic Rate ISDN (Parity)									
Date	CLEC Num	CLEC Denc	CLEC Resu	CLEC Std	Qwest Num	Qwest Denc	Qwest Resu	Mod Z Scr	Parity Scr
Aug-02									
Sep-02					4	1	4.00		
Oct-02					1	1	1.00		
Nov-02									
Dec-02					2	1	2.00		
Jan-03					3	1	3.00		
Feb-03									
Mar-03									
Apr-03					5	1	5.00		
May-03									
Jun-03									
Jul-03					0	1	0.00		



ISDN Primary (Parity)									
Date	CLEC Num	CLEC Denc	CLEC Resu	CLEC Std	Qwest Num	Qwest Denc	Qwest Resu	Mod Z Scr	Parity Scr
Aug-02									
Sep-02									
Oct-02									
Nov-02									
Dec-02									
Jan-03									
Feb-03									
Mar-03									
Apr-03									
May-03									
Jun-03									
Jul-03					5	1	5.00		

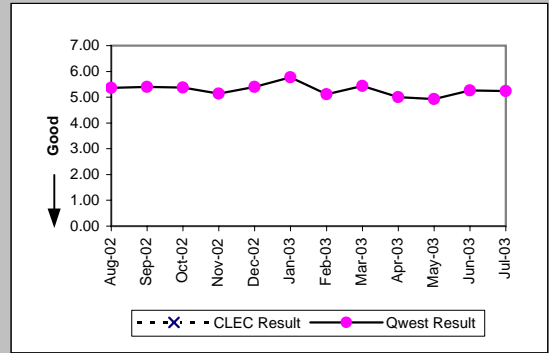


DS0 (Parity)									
Date	CLEC Num	CLEC Denc	CLEC Resu	CLEC Std	Qwest Num	Qwest Denc	Qwest Resu	Mod Z Scr	Parity Scr
Aug-02									
Sep-02					3	1	3.00		
Oct-02									
Nov-02									
Dec-02									
Jan-03									
Feb-03									
Mar-03									
Apr-03									
May-03									
Jun-03									
Jul-03									

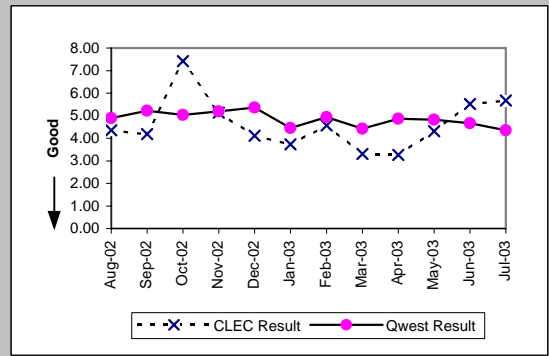


OP-4B - Installation Interval (Average Days) - Dispatches outside MSAs

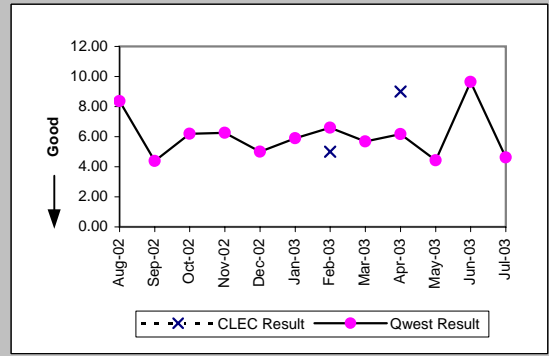
Qwest DSL (Parity)									
Date	CLEC Num	CLEC Dend	CLEC Resu	CLEC Std	Qwest Num	Qwest Dend	Qwest Resu	Mod Z Scr	Parity Scr
Aug-02					59	11	5.36		
Sep-02					27	5	5.40		
Oct-02					43	8	5.38		
Nov-02					36	7	5.14		
Dec-02					27	5	5.40		
Jan-03					75	13	5.77		
Feb-03					46	9	5.11		
Mar-03					76	14	5.43		
Apr-03					50	10	5.00		
May-03					74	15	4.93		
Jun-03					100	19	5.26		
Jul-03					110	21	5.24		



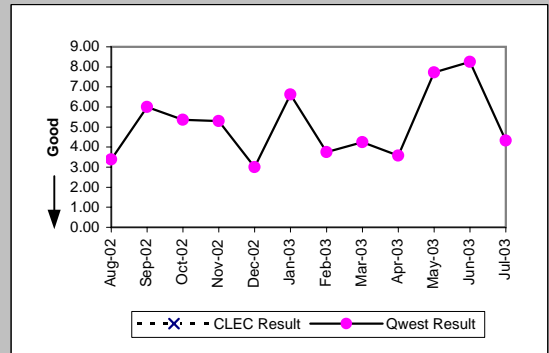
UNE - P (POTS) (Parity)									
Date	CLEC Num	CLEC Dend	CLEC Resu	CLEC Std	Qwest Num	Qwest Dend	Qwest Resu	Mod Z Scr	Parity Scr
Aug-02	96	22	4.36	2.72	10545	2158	4.89	-0.44	-1.27
Sep-02	88	21	4.19	2.14	10332	1981	5.22	-0.77	-1.47
Oct-02	141	19	7.42	8.26	11375	2256	5.04	1.73	0.05
Nov-02	77	15	5.13	2.61	8974	1728	5.19	-0.03	-1.02
Dec-02	33	8	4.12	1.81	9401	1755	5.36	-0.57	-1.35
Jan-03	112	30	3.73	1.76	8108	1817	4.46	-1.07	-1.65
Feb-03	96	21	4.57	4.17	8279	1675	4.94	-0.3	-1.18
Mar-03	165	50	3.30	1.42	7793	1758	4.43	-1.71	-2.04
Apr-03	111	34	3.26	0.62	9258	1902	4.87	-1.44	-1.88
May-03	220	51	4.31	4.15	8875	1843	4.82	-0.73	-1.44
Jun-03	160	29	5.52	11.17	8884	1901	4.67	1	-0.39
Jul-03	159	28	5.68	6.44	8852	2030	4.36	1.7	0.03



UNE P (Centrex) (Parity)									
Date	CLEC Num	CLEC Dend	CLEC Resu	CLEC Std	Qwest Num	Qwest Dend	Qwest Resu	Mod Z Scr	Parity Scr
Aug-02					184	22	8.36		
Sep-02					57	13	4.38		
Oct-02					124	20	6.20		
Nov-02					75	12	6.25		
Dec-02					30	6	5.00		
Jan-03					53	9	5.89		
Feb-03	5	1	5.00		33	5	6.60	-0.33	-1.2
Mar-03					91	16	5.69		
Apr-03	9	1	9.00		68	11	6.18	1.06	-0.36
May-03					53	12	4.42		
Jun-03					106	11	9.64		
Jul-03					37	8	4.62		

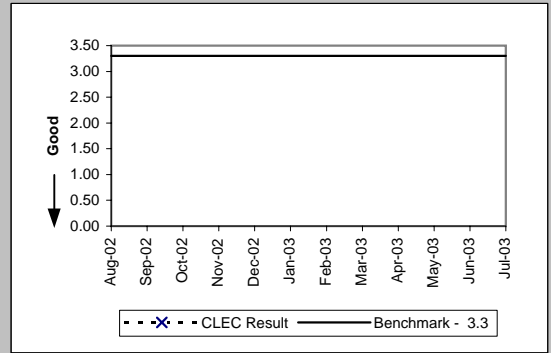


UNE P (Centrex 21) (Parity)									
Date	CLEC Num	CLEC Dend	CLEC Resu	CLEC Std	Qwest Num	Qwest Dend	Qwest Resu	Mod Z Scr	Parity Scr
Aug-02					27	8	3.38		
Sep-02					72	12	6.00		
Oct-02					59	11	5.36		
Nov-02					74	14	5.29		
Dec-02					27	9	3.00		
Jan-03					53	8	6.62		
Feb-03					30	8	3.75		
Mar-03					51	12	4.25		
Apr-03					25	7	3.57		
May-03					116	15	7.73		
Jun-03					99	12	8.25		
Jul-03					65	15	4.33		



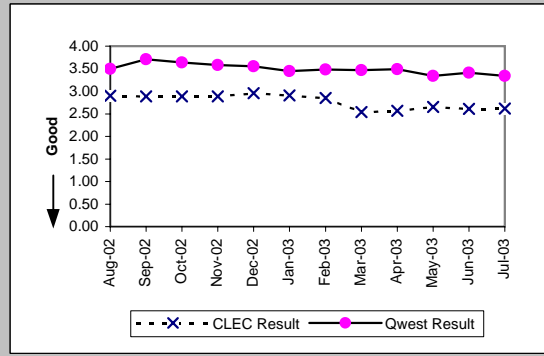
OP-4B - Installation Interval (Average Days) - Dispatches outside MSAs

Line Sharing (Benchmark)				
Date	Numerator	Denominator	CLEC Result	Standard Dev
Aug-02				
Sep-02				
Oct-02				
Nov-02				
Dec-02				
Jan-03				
Feb-03				
Mar-03				
Apr-03				
May-03				
Jun-03				
Jul-03				

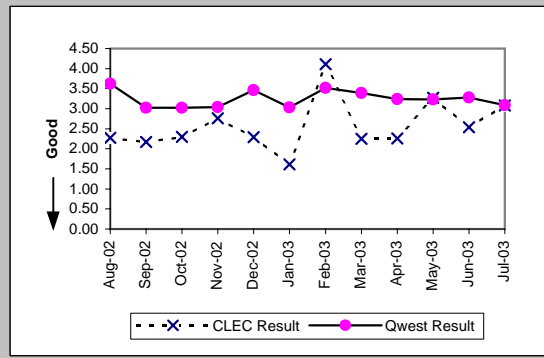


OP-4C - Installation Interval (Average Days) - No dispatches

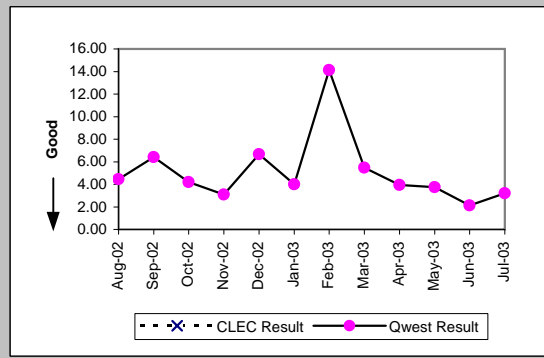
Residence (Parity)									
Date	CLEC Num	CLEC Denc	CLEC Resu	CLEC Std	Qwest Num	Qwest Denc	Qwest Resu	Mod Z Scr	Parity Scr
Aug-02	3099	1067	2.90	0.50	89365	25504	3.50	-13.33	-9.1
Sep-02	1755	607	2.89	0.71	98826	26648	3.71	-11.11	-7.75
Oct-02	1874	649	2.89	0.55	99408	27277	3.64	-11.16	-7.78
Nov-02	1918	664	2.89	0.71	77147	21532	3.58	-10.32	-7.27
Dec-02	4255	1436	2.96	0.47	67875	19100	3.55	-14.6	-9.87
Jan-03	4113	1413	2.91	0.40	71221	20641	3.45	-16.1	-10.79
Feb-03	3628	1271	2.85	0.63	64188	18455	3.48	-17.27	-11.5
Mar-03	2791	1098	2.54	0.70	65671	18924	3.47	-20.81	-13.65
Apr-03	1810	704	2.57	0.80	70206	20115	3.49	-8.14	-5.95
May-03	1459	550	2.65	0.74	65663	19672	3.34	-8.95	-6.44
Jun-03	685	262	2.61	0.80	70799	20773	3.41	-8.73	-6.3
Jul-03	856	327	2.62	0.91	83314	24954	3.34	-10.95	-7.66



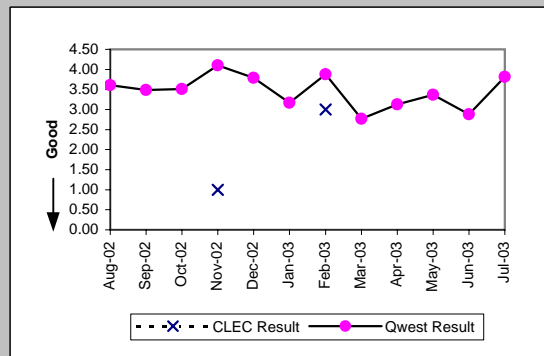
Business (Parity)									
Date	CLEC Num	CLEC Denc	CLEC Resu	CLEC Std	Qwest Num	Qwest Denc	Qwest Resu	Mod Z Scr	Parity Scr
Aug-02	125	55	2.27	1.41	1723	476	3.62	-2.06	-2.25
Sep-02	87	40	2.17	0.96	1190	394	3.02	-2.78	-2.69
Oct-02	46	20	2.30	1.13	1603	531	3.02	-1.77	-2.07
Nov-02	91	33	2.76	2.15	1014	334	3.04	-0.68	-1.41
Dec-02	32	14	2.29	1.07	1261	364	3.46	-1.42	-1.86
Jan-03	71	44	1.61	1.20	1410	466	3.03	-5	-4.04
Feb-03	144	35	4.11	2.70	1584	450	3.52	0.83	-0.49
Mar-03	54	24	2.25	1.36	1413	417	3.39	-1.92	-2.17
Apr-03	88	39	2.26	1.46	1478	456	3.24	-2.42	-2.47
May-03	49	15	3.27	1.62	1649	510	3.23	0.34	-0.79
Jun-03	33	13	2.54	0.97	1464	447	3.28	-0.95	-1.58
Jul-03	37	12	3.08	1.78	1312	424	3.09	-0.02	-1.01



Centrex (Parity)									
Date	CLEC Num	CLEC Denc	CLEC Resu	CLEC Std	Qwest Num	Qwest Denc	Qwest Resu	Mod Z Scr	Parity Scr
Aug-02					89	20	4.45		
Sep-02					96	15	6.40		
Oct-02					59	14	4.21		
Nov-02					31	10	3.10		
Dec-02					127	19	6.68		
Jan-03					60	15	4.00		
Feb-03					99	7	14.14		
Mar-03					82	15	5.47		
Apr-03					83	21	3.95		
May-03					15	4	3.75		
Jun-03					47	22	2.14		
Jul-03					48	15	3.20		



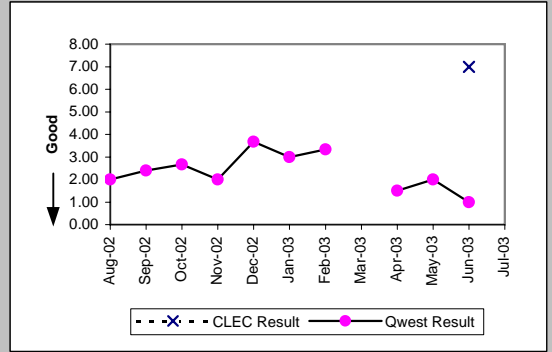
Centrex 21 (Parity)									
Date	CLEC Num	CLEC Denc	CLEC Resu	CLEC Std	Qwest Num	Qwest Denc	Qwest Resu	Mod Z Scr	Parity Scr
Aug-02					184	51	3.61		
Sep-02					300	86	3.49		
Oct-02					193	55	3.51		
Nov-02	1	1	1.00		209	51	4.10	-0.38	-1.23
Dec-02					239	63	3.79		
Jan-03					130	41	3.17		
Feb-03	3	1	3.00		202	52	3.88	-0.26	-1.16
Mar-03					147	53	2.77		
Apr-03					169	54	3.13		
May-03					212	63	3.37		
Jun-03					308	107	2.88		
Jul-03					793	208	3.81		



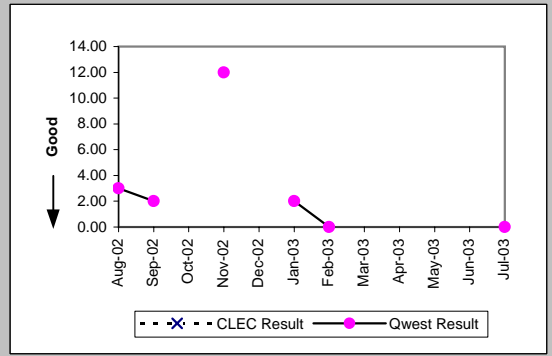


OP-4C - Installation Interval (Average Days) - No dispatches

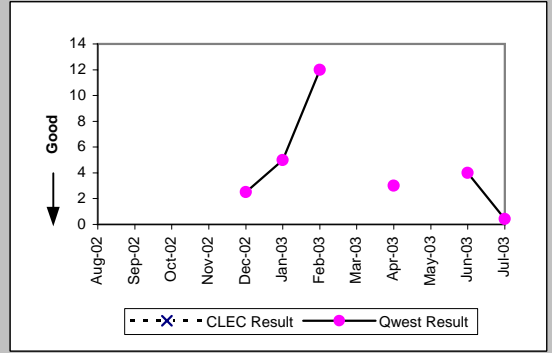
PBX (Parity)									
Date	CLEC Num	CLEC Denc	CLEC Resu	CLEC Std	Qwest Num	Qwest Denc	Qwest Resu	Mod Z Scr	Parity Scr
Aug-02					6	3	2.00		
Sep-02					12	5	2.40		
Oct-02					8	3	2.67		
Nov-02					2	1	2.00		
Dec-02					11	3	3.67		
Jan-03					6	2	3.00		
Feb-03					10	3	3.33		
Mar-03									
Apr-03					6	4	1.50		
May-03					6	3	2.00		
Jun-03	7	1	7.00		5	5	1.00	1.26	-0.23
Jul-03									



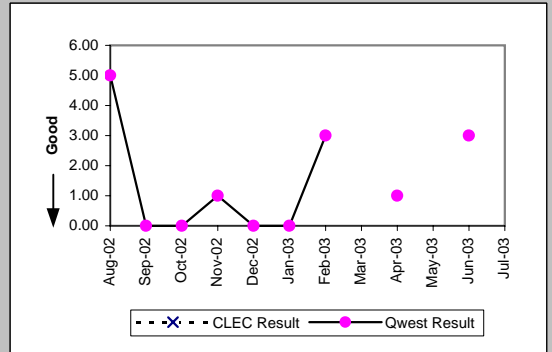
Basic Rate ISDN (Parity)									
Date	CLEC Num	CLEC Denc	CLEC Resu	CLEC Std	Qwest Num	Qwest Denc	Qwest Resu	Mod Z Scr	Parity Scr
Aug-02					6	2	3.00		
Sep-02					8	4	2.00		
Oct-02									
Nov-02					12	1	12.00		
Dec-02									
Jan-03					4	2	2.00		
Feb-03					0	1	0.00		
Mar-03									
Apr-03									
May-03									
Jun-03									
Jul-03					0	1	0.00		



ISDN Primary (Parity)									
Date	CLEC Num	CLEC Denc	CLEC Resu	CLEC Std	Qwest Num	Qwest Denc	Qwest Resu	Mod Z Scr	Parity Scr
Aug-02									
Sep-02									
Oct-02									
Nov-02									
Dec-02					5	2	2.50		
Jan-03					5	1	5.00		
Feb-03					12	1	12.00		
Mar-03									
Apr-03					3	1	3.00		
May-03									
Jun-03					4	1	4.00		
Jul-03					33	78	0.42		

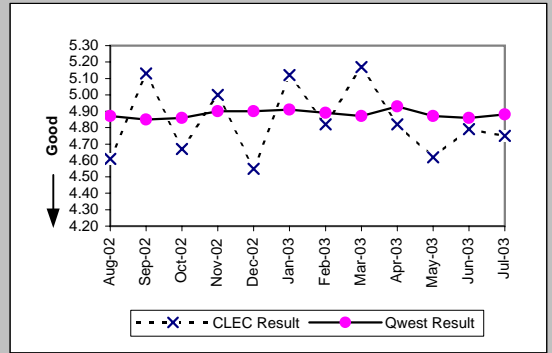


DS0 (Parity)									
Date	CLEC Num	CLEC Denc	CLEC Resu	CLEC Std	Qwest Num	Qwest Denc	Qwest Resu	Mod Z Scr	Parity Scr
Aug-02					15	3	5.00		
Sep-02					0	1	0.00		
Oct-02					0	1	0.00		
Nov-02					1	1	1.00		
Dec-02					0	1	0.00		
Jan-03					0	1	0.00		
Feb-03					3	1	3.00		
Mar-03									
Apr-03					5	5	1.00		
May-03									
Jun-03					6	2	3.00		
Jul-03									

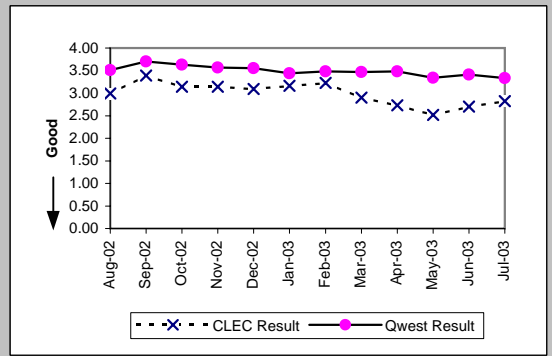


OP-4C - Installation Interval (Average Days) - No dispatches

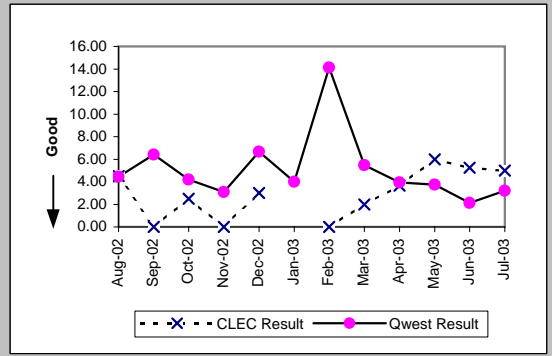
Qwest DSL (Parity)									
Date	CLEC Num	CLEC Denc	CLEC Resu	CLEC Std	Qwest Num	Qwest Denc	Qwest Resu	Mod Z Scr	Parity Scr
Aug-02	493	107	4.61	0.88	19346	3975	4.87	-2.78	-2.69
Sep-02	267	52	5.13	1.25	20060	4136	4.85	1.63	-0.01
Oct-02	70	15	4.67	1.11	19403	3995	4.86	-0.75	-1.46
Nov-02	175	35	5.00	1.37	15132	3089	4.90	1.33	-0.19
Dec-02	132	29	4.55	1.55	14744	3006	4.90	-2.2	-2.34
Jan-03	87	17	5.12	0.78	20635	4202	4.91	1.48	-0.1
Feb-03	53	11	4.82	1.17	17237	3523	4.89	-0.31	-1.19
Mar-03	150	29	5.17	1.20	18483	3796	4.87	2.17	0.32
Apr-03	53	11	4.82	0.75	20441	4146	4.93	-0.4	-1.24
May-03	97	21	4.62	0.59	18005	3699	4.87	-1.59	-1.96
Jun-03	67	14	4.79	0.43	20046	4126	4.86	-0.37	-1.23
Jul-03	95	20	4.75	0.55	21206	4347	4.88	-0.78	-1.47



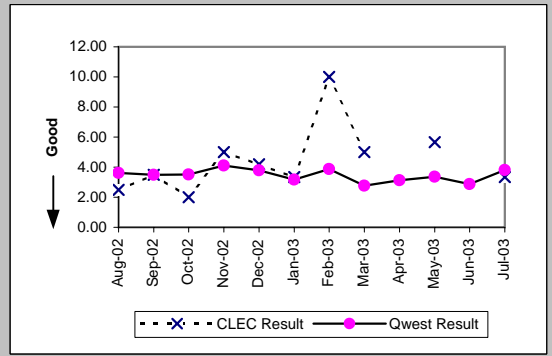
UNE - P (POTS) (Parity)									
Date	CLEC Num	CLEC Denc	CLEC Resu	CLEC Std	Qwest Num	Qwest Denc	Qwest Resu	Mod Z Scr	Parity Scr
Aug-02	1544	516	2.99	0.82	91088	25980	3.51	-7.43	-5.52
Sep-02	1991	587	3.39	3.32	100016	27042	3.70	-4.09	-3.49
Oct-02	2575	819	3.14	1.91	101011	27808	3.63	-8.05	-5.89
Nov-02	2790	889	3.14	1.57	78161	21866	3.57	-7.42	-5.51
Dec-02	2772	897	3.09	1.03	69136	19464	3.55	-8.88	-6.4
Jan-03	4685	1482	3.16	0.67	72631	21107	3.44	-8.43	-6.12
Feb-03	7367	2280	3.23	0.68	65772	18905	3.48	-8.15	-5.95
Mar-03	13674	4708	2.90	0.69	67084	19341	3.47	-23.44	-15.25
Apr-03	9266	3388	2.73	1.06	71684	20571	3.48	-13.77	-9.37
May-03	12914	5128	2.52	1.01	67312	20182	3.34	-29.33	-18.83
Jun-03	10057	3723	2.70	0.93	72263	21220	3.41	-26.39	-17.04
Jul-03	16408	5816	2.82	0.62	84626	25378	3.33	-29.68	-19.05



UNE P (Centrex) (Parity)									
Date	CLEC Num	CLEC Denc	CLEC Resu	CLEC Std	Qwest Num	Qwest Denc	Qwest Resu	Mod Z Scr	Parity Scr
Aug-02	9	2	4.50	0.71	89	20	4.45	0.56	-0.66
Sep-02	0	1	0.00		96	15	6.40	-0.68	-1.41
Oct-02	5	2	2.50	3.54	59	14	4.21	-1	-1.61
Nov-02	0	1	0.00		31	10	3.10	-1.85	-2.13
Dec-02	6	2	3.00	2.83	127	19	6.68	-0.36	-1.22
Jan-03					60	15	4.00		
Feb-03	0	1	0.00		99	7	14.14	-0.75	-1.46
Mar-03	2	1	2.00		82	15	5.47	-0.79	-1.48
Apr-03	11	3	3.67	2.08	83	21	3.95	-0.25	-1.15
May-03	18	3	6.00	1.00	15	4	3.75	1.08	-0.34
Jun-03	21	4	5.25	0.50	47	22	2.14	2.88	0.75
Jul-03	5	1	5.00		48	15	3.20	3.72	1.26

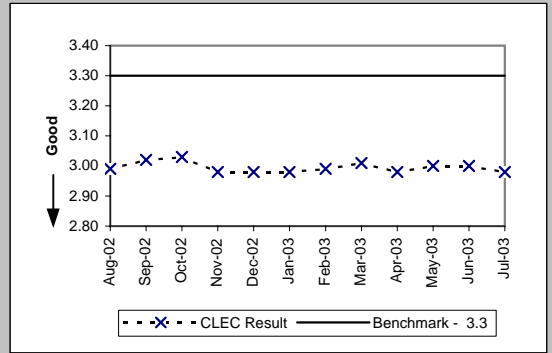


UNE P (Centrex 21) (Parity)									
Date	CLEC Num	CLEC Denc	CLEC Resu	CLEC Std	Qwest Num	Qwest Denc	Qwest Resu	Mod Z Scr	Parity Scr
Aug-02	25	10	2.50	1.65	184	51	3.61	-1.65	-2
Sep-02	21	6	3.50	1.52	300	86	3.49	0.2	-0.88
Oct-02	2	1	2.00		193	55	3.51	-1.03	-1.63
Nov-02	5	1	5.00		209	51	4.10	1.48	-0.1
Dec-02	21	5	4.20	1.10	239	63	3.79	0.51	-0.69
Jan-03	10	3	3.33	0.58	130	41	3.17	0.21	-0.87
Feb-03	10	1	10.00		202	52	3.88	1.59	-0.03
Mar-03	5	1	5.00		147	53	2.77	1.57	-0.04
Apr-03					169	54	3.13		
May-03	17	3	5.67	4.62	212	63	3.37	1.45	-0.12
Jun-03					308	107	2.88		
Jul-03	20	6	3.33	1.03	793	208	3.81	-0.79	-1.48



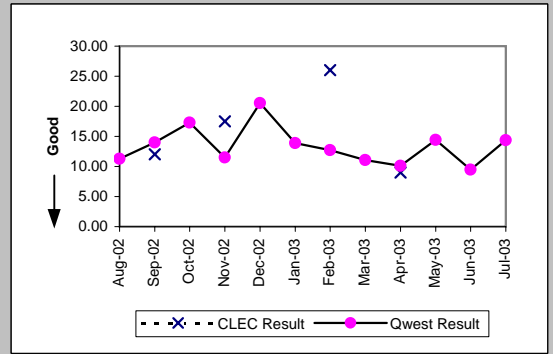
OP-4C - Installation Interval (Average Days) - No dispatches

Line Sharing (Benchmark)					
Date	Numerator	Denominator	CLEC Result	Standard Dev	
Aug-02	884	296	2.99	0.20	
Sep-02	921	305	3.02	0.42	
Oct-02	1421	469	3.03	0.65	
Nov-02	1659	557	2.98	0.20	
Dec-02	1444	484	2.98	0.19	
Jan-03	1917	643	2.98	0.18	
Feb-03	1632	545	2.99	0.56	
Mar-03	1778	591	3.01	0.57	
Apr-03	2107	706	2.98	0.23	
May-03	2628	876	3.00	0.22	
Jun-03	2969	989	3.00	0.20	
Jul-03	2958	991	2.98	0.30	

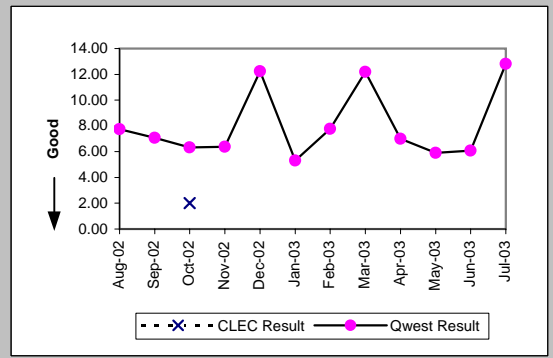


OP-4D - Installation Interval (Average Days) - Interval Zone One

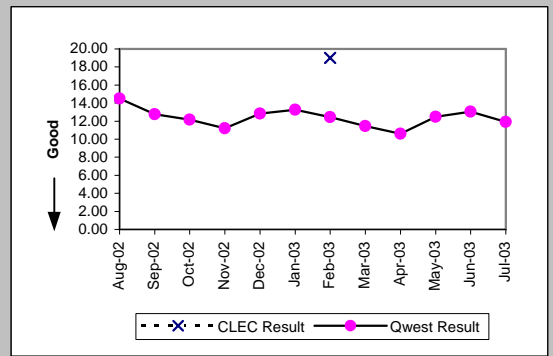
ISDN Primary (Parity)									
Date	CLEC Num	CLEC Denc	CLEC Resu	CLEC Std I	Qwest Num	Qwest Denc	Qwest Resu	Mod Z Scr	Parity Scr
Aug-02					880	78	11.28		
Sep-02	12	1	12.00		909	65	13.98	-0.39	-1.24
Oct-02					1662	96	17.31		
Nov-02	35	2	17.50	12.02	2285	199	11.48	1.2	-0.27
Dec-02					1252	61	20.52		
Jan-03					485	35	13.86		
Feb-03	26	1	26.00		559	44	12.70	1.31	-0.2
Mar-03					732	66	11.09		
Apr-03	9	1	9.00		514	51	10.08	-0.24	-1.14
May-03					547	38	14.39		
Jun-03					1148	121	9.49		
Jul-03					703	49	14.35		



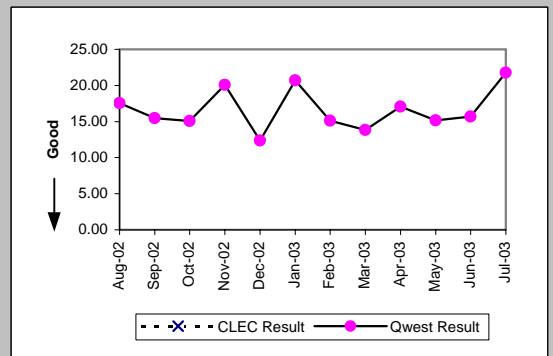
DS0 (Parity)									
Date	CLEC Num	CLEC Denc	CLEC Resu	CLEC Std I	Qwest Num	Qwest Denc	Qwest Resu	Mod Z Scr	Parity Scr
Aug-02					294	38	7.74		
Sep-02					297	42	7.07		
Oct-02	2	1	2.00		241	38	6.34	-1.13	-1.69
Nov-02					427	67	6.37		
Dec-02					196	16	12.25		
Jan-03					213	40	5.32		
Feb-03					101	13	7.77		
Mar-03					548	45	12.18		
Apr-03					406	58	7.00		
May-03					236	40	5.90		
Jun-03					146	24	6.08		
Jul-03					615	48	12.81		



DS1 (Parity)									
Date	CLEC Num	CLEC Denc	CLEC Resu	CLEC Std I	Qwest Num	Qwest Denc	Qwest Resu	Mod Z Scr	Parity Scr
Aug-02					8165	563	14.50		
Sep-02					8008	628	12.75		
Oct-02					7520	618	12.17		
Nov-02					5999	535	11.21		
Dec-02					5321	415	12.82		
Jan-03					6753	509	13.27		
Feb-03	19	1	19.00		5811	467	12.44	0.85	-0.48
Mar-03					5585	487	11.47		
Apr-03					5690	536	10.62		
May-03					6414	514	12.48		
Jun-03					8226	630	13.06		
Jul-03					8088	679	11.91		

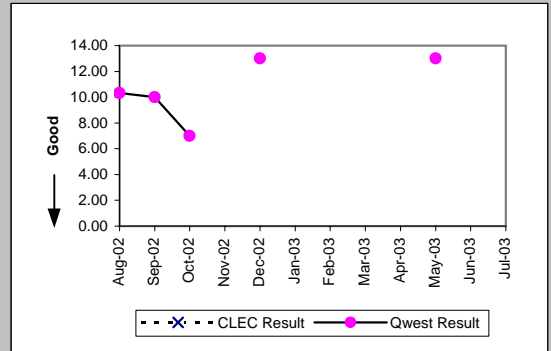


DS3 (Parity)									
Date	CLEC Num	CLEC Denc	CLEC Resu	CLEC Std I	Qwest Num	Qwest Denc	Qwest Resu	Mod Z Scr	Parity Scr
Aug-02					895	51	17.55		
Sep-02					728	47	15.49		
Oct-02					392	26	15.08		
Nov-02					542	27	20.07		
Dec-02					346	28	12.36		
Jan-03					641	31	20.68		
Feb-03					499	33	15.12		
Mar-03					748	54	13.85		
Apr-03					837	49	17.08		
May-03					758	50	15.16		
Jun-03					424	27	15.70		
Jul-03					980	45	21.78		

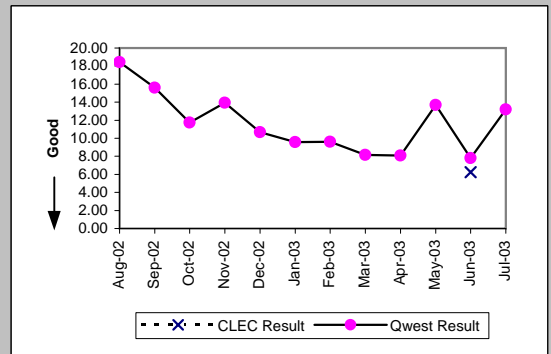


OP-4D - Installation Interval (Average Days) - Interval Zone One

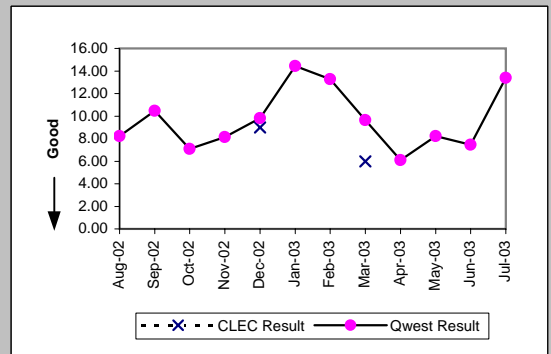
Frame Relay (Parity)									
Date	CLEC Num	CLEC Dend	CLEC Resu	CLEC Std	Qwest Num	Qwest Dend	Qwest Resu	Mod Z Scr	Parity Scr
Aug-02					31	3	10.33		
Sep-02					20	2	10.00		
Oct-02					7	1	7.00		
Nov-02									
Dec-02					13	1	13.00		
Jan-03									
Feb-03									
Mar-03									
Apr-03									
May-03					13	1	13.00		
Jun-03									
Jul-03									



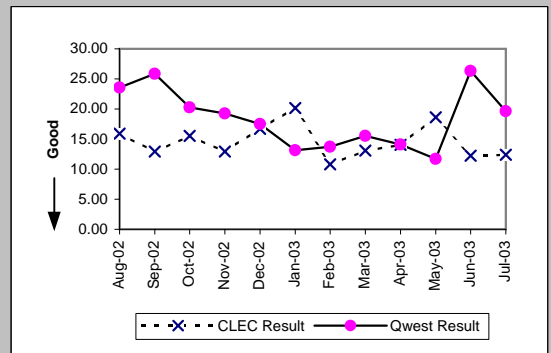
PBX (Parity)									
Date	CLEC Num	CLEC Dend	CLEC Resu	CLEC Std	Qwest Num	Qwest Dend	Qwest Resu	Mod Z Scr	Parity Scr
Aug-02					811	44	18.43		
Sep-02					437	28	15.61		
Oct-02					611	52	11.75		
Nov-02					724	52	13.92		
Dec-02					256	24	10.67		
Jan-03					278	29	9.59		
Feb-03					346	36	9.61		
Mar-03					343	42	8.17		
Apr-03					234	29	8.07		
May-03					520	38	13.68		
Jun-03	25	4	6.25	1.50	156	20	7.80	-0.5	-1.3
Jul-03					554	42	13.19		



Basic Rate ISDN (Parity)									
Date	CLEC Num	CLEC Dend	CLEC Resu	CLEC Std	Qwest Num	Qwest Dend	Qwest Resu	Mod Z Scr	Parity Scr
Aug-02					1193	145	8.23		
Sep-02					1077	103	10.46		
Oct-02					1214	171	7.10		
Nov-02					1555	191	8.14		
Dec-02	9	1	9.00		1148	117	9.81	-0.13	-1.08
Jan-03					3219	223	14.43		
Feb-03					3053	230	13.27		
Mar-03	6	1	6.00		2316	240	9.65	-0.52	-1.32
Apr-03					828	136	6.09		
May-03					740	90	8.22		
Jun-03					694	93	7.46		
Jul-03					1164	87	13.38		

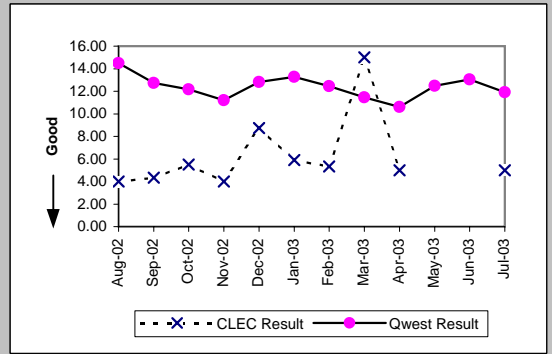


LIS Trunk (Parity)									
Date	CLEC Num	CLEC Dend	CLEC Resu	CLEC Std	Qwest Num	Qwest Dend	Qwest Resu	Mod Z Scr	Parity Scr
Aug-02	540	34	15.88	5.60	471	20	23.55	-1.23	-1.74
Sep-02	349	27	12.93	6.80	465	18	25.83	-1.61	-1.98
Oct-02	544	35	15.54	6.00	912	45	20.27	-3.18	-2.94
Nov-02	633	49	12.92	4.40	289	15	19.27	-2.78	-2.69
Dec-02	901	54	16.69	6.42	368	21	17.52	-0.46	-1.28
Jan-03	1552	77	20.16	10.08	408	31	13.16	3.72	1.26
Feb-03	702	65	10.80	4.53	605	44	13.75	-2.22	-2.35
Mar-03	759	58	13.09	7.68	326	21	15.52	-2.03	-2.23
Apr-03	548	39	14.05	4.87	282	20	14.10	-0.04	-1.02
May-03	540	29	18.62	6.79	234	20	11.70	3.72	1.26
Jun-03	220	18	12.22	4.26	816	31	26.32	-3.47	-3.11
Jul-03	124	10	12.40	5.36	510	26	19.62	-2.27	-2.38

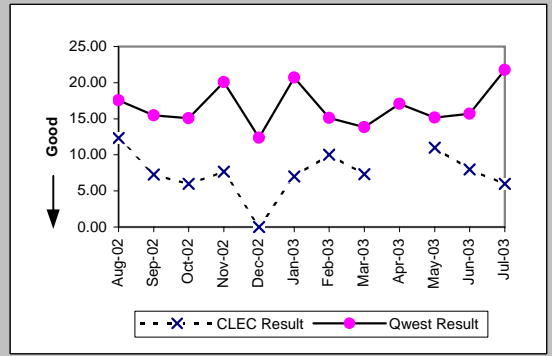


OP-4D - Installation Interval (Average Days) - Interval Zone One

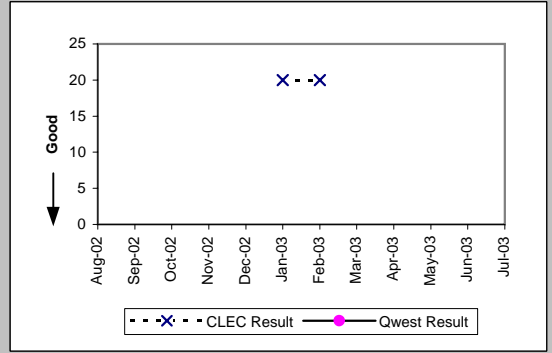
UDIT DS1 (Parity)									
Date	CLEC Num	CLEC Denc	CLEC Resu	CLEC Std I	Qwest Num	Qwest Denc	Qwest Resu	Mod Z Scr	Parity Scr
Aug-02	4	1	4.00		8165	563	14.50	-0.72	-1.44
Sep-02	13	3	4.33	0.58	8008	628	12.75	-1.69	-2.03
Oct-02	11	2	5.50	0.71	7520	618	12.17	-1.08	-1.66
Nov-02	4	1	4.00		5999	535	11.21	-1.01	-1.61
Dec-02	35	4	8.75	5.50	5321	415	12.82	-0.96	-1.58
Jan-03	59	10	5.90	1.97	6753	509	13.27	-2.75	-2.67
Feb-03	16	3	5.33	1.53	5811	467	12.44	-1.44	-1.88
Mar-03	15	1	15.00		5585	487	11.47	0.83	-0.49
Apr-03	15	3	5.00	0.00	5690	536	10.62	-1.78	-2.09
May-03					6414	514	12.48		
Jun-03					8226	630	13.06		
Jul-03	5	1	5.00		8088	679	11.91	-1.03	-1.63



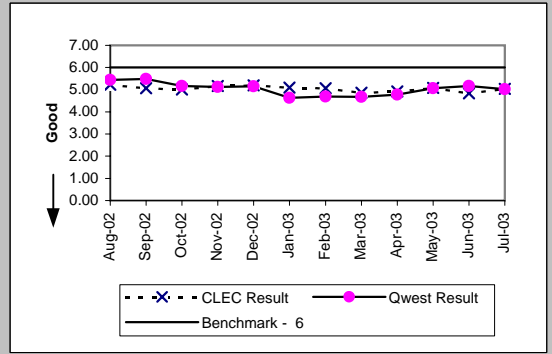
UDIT Above DS1 Level (Parity)									
Date	CLEC Num	CLEC Denc	CLEC Resu	CLEC Std I	Qwest Num	Qwest Denc	Qwest Resu	Mod Z Scr	Parity Scr
Aug-02	37	3	12.33	4.73	895	51	17.55	-0.55	-1.34
Sep-02	58	8	7.25	1.16	728	47	15.49	-1.25	-1.76
Oct-02	24	4	6.00	1.15	392	26	15.08	-1.02	-1.62
Nov-02	23	3	7.67	1.15	542	27	20.07	-1.15	-1.7
Dec-02	0	1	0.00		346	28	12.36	-1.24	-1.75
Jan-03	7	1	7.00		641	31	20.68	-0.6	-1.37
Feb-03	10	1	10.00		499	33	15.12	-0.25	-1.15
Mar-03	22	3	7.33	2.08	748	54	13.85	-1.02	-1.62
Apr-03					837	49	17.08		
May-03	11	1	11.00		758	50	15.16	-0.55	-1.33
Jun-03	40	5	8.00	1.41	424	27	15.70	-0.87	-1.53
Jul-03	24	4	6.00	2.00	980	45	21.78	-1.41	-1.86



Dark Fiber - IOF (Diagnostic)									
Date	CLEC Num	CLEC Denc	CLEC Resu	CLEC Std I	Qwest Num	Qwest Denc	Qwest Resu	Mod Z Scr	Parity Scr
Aug-02									
Sep-02									
Oct-02									
Nov-02									
Dec-02									
Jan-03	40	2	20.00	0.00					
Feb-03	100	5	20.00	0.00					
Mar-03									
Apr-03									
May-03									
Jun-03									
Jul-03									



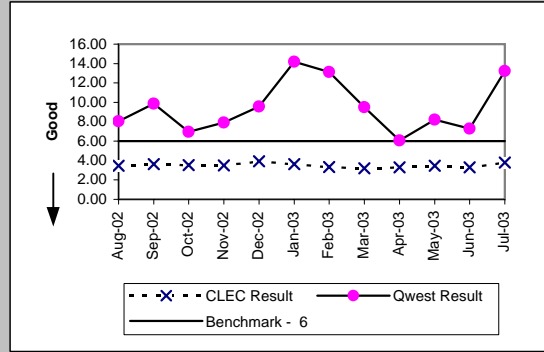
Unbundled Loop Analog (Benchmark)									
Date	CLEC Num	CLEC Denc	CLEC Resu	CLEC Std I	Qwest Num	Qwest Denc	Qwest Resu	Mod Z Scr	Parity Scr
Aug-02	7519	1439	5.23	1.62	72219	13276	5.44	-1.46	-1.89
Sep-02	5785	1140	5.07	1.23	68965	12557	5.49	-2.6	-2.58
Oct-02	6425	1283	5.01	1.62	71479	13840	5.16	-1.11	-1.68
Nov-02	4291	830	5.17	1.64	55748	10890	5.12	0.28	-0.83
Dec-02	5274	1015	5.20	1.04	52446	10191	5.15	0.31	-0.81
Jan-03	5005	982	5.10	1.37	51283	11068	4.63	3.28	0.99
Feb-03	4909	969	5.07	1.05	46845	9994	4.69	2.43	0.48
Mar-03	4826	992	4.86	1.01	50833	10866	4.68	1.26	-0.23
Apr-03	5274	1072	4.92	1.29	53533	11208	4.78	0.98	-0.41
May-03	4773	940	5.08	2.25	55402	10952	5.06	0.11	-0.93
Jun-03	4219	872	4.84	1.14	59259	11485	5.16	-1.94	-2.18
Jul-03	3978	790	5.04	1.73	60807	12122	5.02	0.11	-0.93



OP-4D - Installation Interval (Average Days) - Interval Zone One

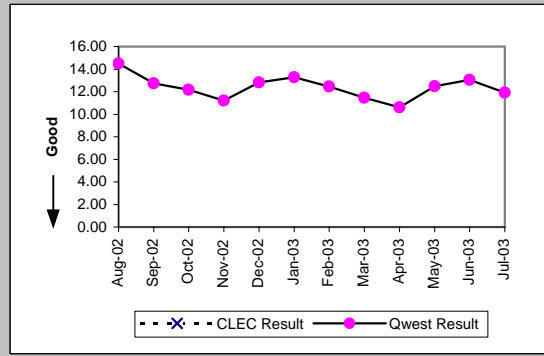
Unbundled Loop - 2 Wire Non-Loaded (Benchmark)

Date	CLEC Num	CLEC Denc	CLEC Resu	CLEC Std I	Qwest Num	Qwest Denc	Qwest Resu	Mod Z Scr	Parity Scr
Aug-02	533	153	3.48	1.29	1206	150	8.04	-7.01	-5.26
Sep-02	555	153	3.63	1.17	1126	114	9.88	-3.16	-2.92
Oct-02	623	176	3.54	1.21	1226	176	6.97	-6.23	-4.79
Nov-02	391	112	3.49	1.19	1575	199	7.91	-7.11	-5.32
Dec-02	548	140	3.91	1.16	1158	121	9.57	-7.25	-5.41
Jan-03	499	138	3.62	1.66	3230	228	14.17	-11.52	-8
Feb-03	390	117	3.33	1.17	3060	233	13.13	-9.62	-6.85
Mar-03	677	211	3.21	1.07	2334	246	9.49	-9.56	-6.81
Apr-03	485	147	3.30	1.36	830	137	6.06	-4.92	-3.99
May-03	833	241	3.46	1.11	740	90	8.22	-3.41	-3.07
Jun-03	710	216	3.29	1.27	701	96	7.30	-5.85	-4.56
Jul-03	724	190	3.81	1.14	1164	88	13.23	-3.07	-2.87



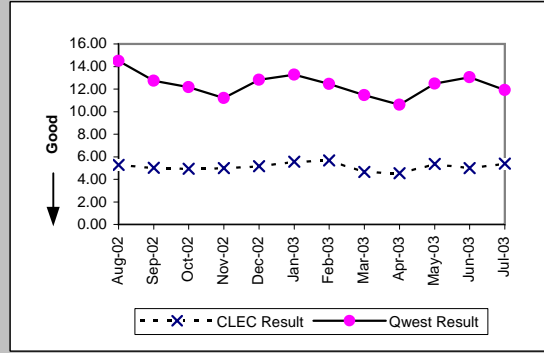
Unbundled Loop - 4 Wire Non-Loaded (Parity)

Date	CLEC Num	CLEC Denc	CLEC Resu	CLEC Std I	Qwest Num	Qwest Denc	Qwest Resu	Mod Z Scr	Parity Scr
Aug-02					8165	563	14.50		
Sep-02					8008	628	12.75		
Oct-02					7520	618	12.17		
Nov-02					5999	535	11.21		
Dec-02					5321	415	12.82		
Jan-03					6753	509	13.27		
Feb-03					5811	467	12.44		
Mar-03					5585	487	11.47		
Apr-03					5690	536	10.62		
May-03					6414	514	12.48		
Jun-03					8226	630	13.06		
Jul-03					8088	679	11.91		



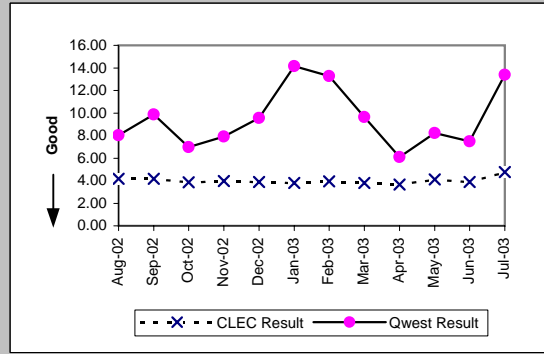
Unbundled Loop - DS1 Capable (Parity)

Date	CLEC Num	CLEC Denc	CLEC Resu	CLEC Std I	Qwest Num	Qwest Denc	Qwest Resu	Mod Z Scr	Parity Scr
Aug-02	486	92	5.28	1.82	8165	563	14.50	-5.59	-4.4
Sep-02	322	64	5.03	2.68	8008	628	12.75	-6.85	-5.17
Oct-02	376	76	4.95	1.95	7520	618	12.17	-6.81	-5.14
Nov-02	310	62	5.00	2.30	5999	535	11.21	-6.49	-4.94
Dec-02	450	87	5.17	3.66	5321	415	12.82	-7.66	-5.66
Jan-03	434	78	5.56	4.61	6753	509	13.27	-7.54	-5.58
Feb-03	522	92	5.67	2.08	5811	467	12.44	-6.97	-5.24
Mar-03	288	62	4.65	1.54	5585	487	11.47	-8.05	-5.9
Apr-03	317	70	4.53	1.20	5690	536	10.62	-8.81	-6.36
May-03	419	78	5.37	3.88	6414	514	12.48	-8.05	-5.9
Jun-03	355	71	5.00	2.69	8226	630	13.06	-7.72	-5.69
Jul-03	242	45	5.38	2.60	8088	679	11.91	-6.33	-4.85



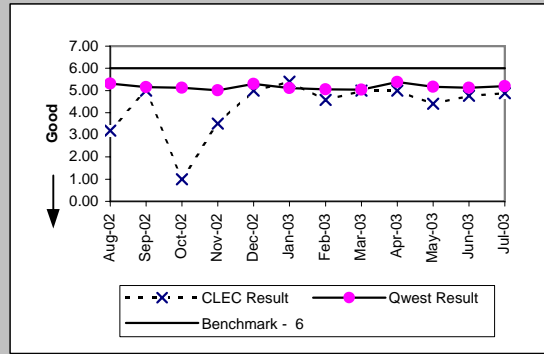
Unbundled Loop ISDN Capable (Parity)

Date	CLEC Num	CLEC Denc	CLEC Resu	CLEC Std I	Qwest Num	Qwest Denc	Qwest Resu	Mod Z Scr	Parity Scr
Aug-02	217	52	4.17	2.35	1206	150	8.04	-4.25	-3.58
Sep-02	158	38	4.16	0.97	1126	114	9.88	-1.91	-2.16
Oct-02	200	52	3.85	1.63	1226	176	6.97	-3.83	-3.33
Nov-02	210	53	3.96	1.45	1575	199	7.91	-4.86	-3.95
Dec-02	210	54	3.89	1.08	1158	121	9.57	-5.52	-4.36
Jan-03	167	44	3.80	1.23	3230	228	14.17	-7.42	-5.51
Feb-03	130	33	3.94	1.09	3053	230	13.27	-5.6	-4.4
Mar-03	277	73	3.79	1.33	2316	240	9.65	-6.25	-4.8
Apr-03	267	73	3.66	1.22	828	136	6.09	-3.55	-3.16
May-03	254	62	4.10	1.84	740	90	8.22	-2.21	-2.34
Jun-03	299	77	3.88	1.79	689	92	7.49	-4.14	-3.52
Jul-03	357	75	4.76	2.21	1164	87	13.38	-2.29	-2.39

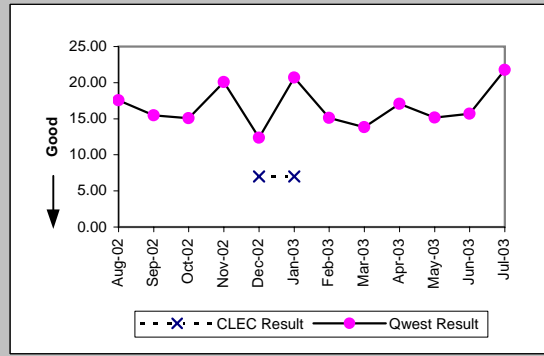


OP-4D - Installation Interval (Average Days) - Interval Zone One

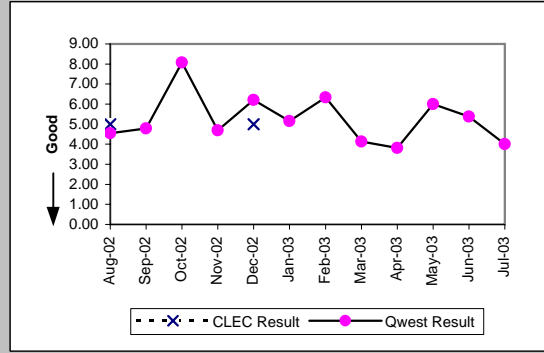
Unbundled Loop - ADSL Qualified (Benchmark)									
Date	CLEC Num	CLEC Denc	CLEC Resu	CLEC Std E	Qwest Num	Qwest Denc	Qwest Resu	Mod Z Scr	Parity Scr
Aug-02	51	16	3.19	0.54	5308	1000	5.31	-2.75	-2.67
Sep-02	5	1	5.00		5459	1060	5.15	-0.05	-1.03
Oct-02	2	2	1.00	1.41	5645	1101	5.13	-1.44	-1.87
Nov-02	7	2	3.50	2.12	4236	846	5.01	-0.96	-1.58
Dec-02	5	1	5.00		4739	894	5.30	-0.15	-1.09
Jan-03	27	5	5.40	3.36	4849	949	5.11	0.83	-0.5
Feb-03	55	12	4.58	0.79	4063	804	5.05	-0.83	-1.5
Mar-03	40	8	5.00	0.00	3807	755	5.04	-0.05	-1.03
Apr-03	5	1	5.00		3557	660	5.39	-0.17	-1.1
May-03	22	5	4.40	0.89	2615	506	5.17	-0.95	-1.58
Jun-03	62	13	4.77	0.83	2077	406	5.12	-0.75	-1.46
Jul-03	39	8	4.88	0.35	1790	345	5.19	-0.52	-1.32



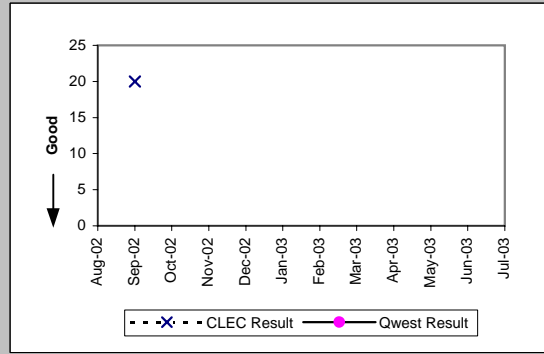
Unbundled Loop - DS3 Capable (Parity)									
Date	CLEC Num	CLEC Denc	CLEC Resu	CLEC Std E	Qwest Num	Qwest Denc	Qwest Resu	Mod Z Scr	Parity Scr
Aug-02					895	51	17.55		
Sep-02					728	47	15.49		
Oct-02					392	26	15.08		
Nov-02					542	27	20.07		
Dec-02	7	1	7.00		346	28	12.36	-0.54	-1.33
Jan-03	7	1	7.00		641	31	20.68	-0.6	-1.37
Feb-03					499	33	15.12		
Mar-03					748	54	13.85		
Apr-03					837	49	17.08		
May-03					758	50	15.16		
Jun-03					424	27	15.70		
Jul-03					980	45	21.78		



Qwest DSL (Parity)									
Date	CLEC Num	CLEC Denc	CLEC Resu	CLEC Std E	Qwest Num	Qwest Denc	Qwest Resu	Mod Z Scr	Parity Scr
Aug-02	5	1	5.00		127	28	4.54	-0.07	-1.04
Sep-02					86	18	4.78		
Oct-02					347	43	8.07		
Nov-02					122	26	4.69		
Dec-02	5	1	5.00		149	24	6.21	-0.23	-1.14
Jan-03					139	27	5.15		
Feb-03					95	15	6.33		
Mar-03					62	15	4.13		
Apr-03					42	11	3.82		
May-03					48	8	6.00		
Jun-03					43	8	5.38		
Jul-03					60	15	4.00		



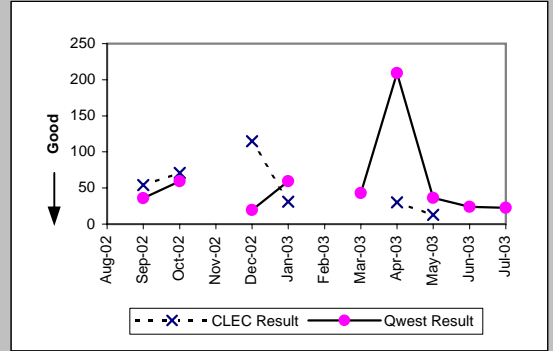
Dark Fiber - Loop (Diagnostic)									
Date	CLEC Num	CLEC Denc	CLEC Resu	CLEC Std E	Qwest Num	Qwest Denc	Qwest Resu	Mod Z Scr	Parity Scr
Aug-02									
Sep-02	20	1	20.00						
Oct-02									
Nov-02									
Dec-02									
Jan-03									
Feb-03									
Mar-03									
Apr-03									
May-03									
Jun-03									
Jul-03									





OP-4D - Installation Interval (Average Days) - Interval Zone One

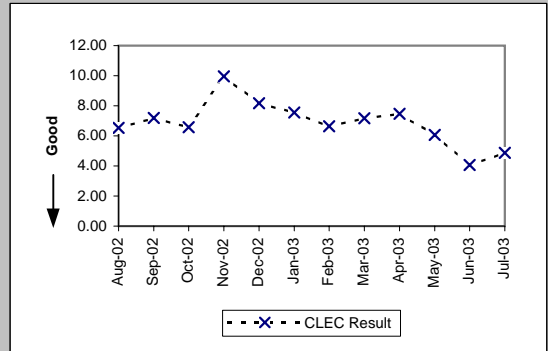
E911 (Parity)									
Date	CLEC Num	CLEC Dens	CLEC Resu	CLEC Std	Qwest Num	Qwest Dens	Qwest Resu	Mod Z Scr	Parity Scr
Aug-02									
Sep-02	54	1	54.00		72	2	36.00	0.75	-0.55
Oct-02	71	1	71.00		237	4	59.25	-0.32	-1.2
Nov-02									
Dec-02	115	1	115.00		97	5	19.40	1.21	-0.26
Jan-03	62	2	31.00	0.00	297	5	59.40	-0.77	-1.47
Feb-03									
Mar-03					43	1	43.00		
Apr-03	30	1	30.00		418	2	209.00	-0.6	-1.37
May-03	39	3	13.00	0.00	218	6	36.33	-2.18	-2.33
Jun-03					602	25	24.08		
Jul-03					68	3	22.67		



OP-4D - Installation Interval (Average Days) - Interval Zone One

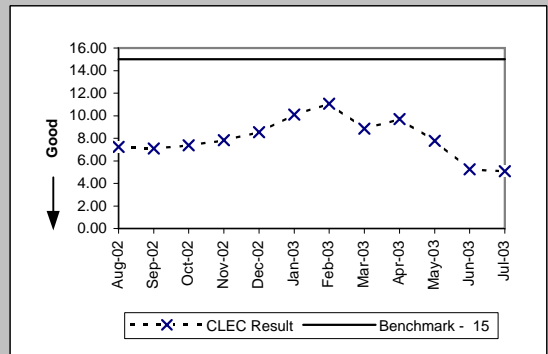
Enhanced Extended Loops (EELs) (Diagnostic)

Date	Num	Denom	CLEC Result	Standard Dev
Aug-02	111	17	6.53	1.94
Sep-02	72	10	7.20	4.96
Oct-02	92	14	6.57	2.38
Nov-02	189	19	9.95	16.49
Dec-02	90	11	8.18	5.12
Jan-03	189	25	7.56	5.05
Feb-03	166	25	6.64	2.75
Mar-03	208	29	7.17	6.30
Apr-03	142	19	7.47	7.30
May-03	170	28	6.07	9.28
Jun-03	122	30	4.07	2.59
Jul-03	73	15	4.87	0.64



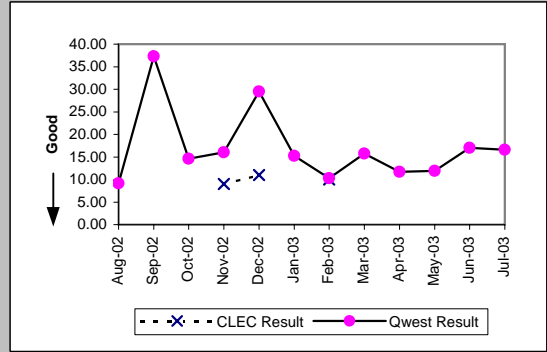
Unbundled Loop Conditioned (Benchmark)

Date	Num	Denom	CLEC Result	Standard Dev
Aug-02	1420	196	7.24	3.97
Sep-02	1248	176	7.09	3.30
Oct-02	1681	228	7.37	3.33
Nov-02	501	64	7.83	3.79
Dec-02	435	51	8.53	4.37
Jan-03	778	77	10.10	4.51
Feb-03	874	79	11.06	4.65
Mar-03	601	68	8.84	5.17
Apr-03	427	44	9.70	5.22
May-03	481	62	7.76	5.39
Jun-03	504	96	5.25	4.21
Jul-03	761	150	5.07	4.11

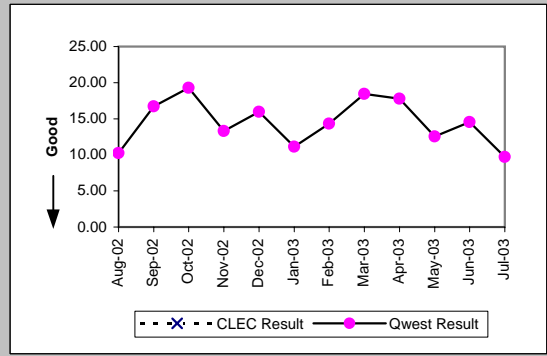


OP-4E - Installation Interval (Average Days) - Interval Zone Two

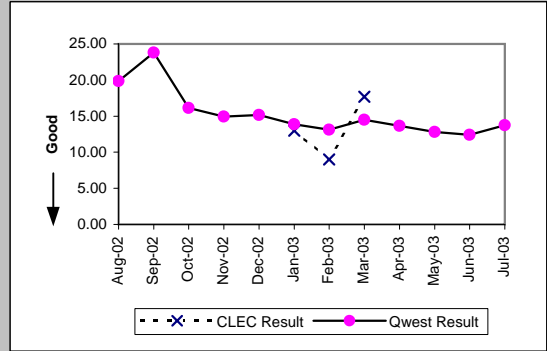
ISDN Primary (Parity)									
Date	CLEC Num	CLEC Denc	CLEC Resu	CLEC Std I	Qwest Num	Qwest Denc	Qwest Resu	Mod Z Scr	Parity Scr
Aug-02					466	51	9.14		
Sep-02					1380	37	37.30		
Oct-02					948	65	14.58		
Nov-02	18	2	9.00	0.00	736	46	16.00	-0.94	-1.57
Dec-02	11	1	11.00		3951	134	29.49	-1.33	-1.81
Jan-03					746	49	15.22		
Feb-03	10	1	10.00		525	51	10.29	-0.1	-1.06
Mar-03					362	23	15.74		
Apr-03					525	45	11.67		
May-03					571	48	11.90		
Jun-03					1380	81	17.04		
Jul-03					831	50	16.62		



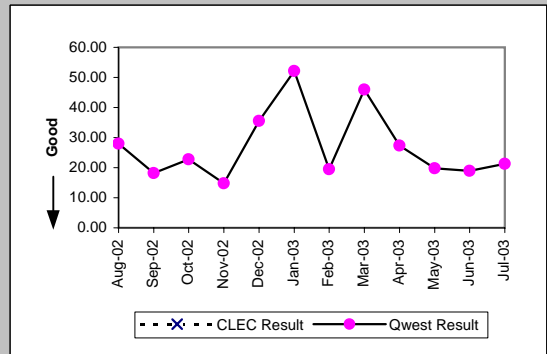
DS0 (Parity)									
Date	CLEC Num	CLEC Denc	CLEC Resu	CLEC Std I	Qwest Num	Qwest Denc	Qwest Resu	Mod Z Scr	Parity Scr
Aug-02					788	77	10.23		
Sep-02					267	16	16.69		
Oct-02					598	31	19.29		
Nov-02					239	18	13.28		
Dec-02					287	18	15.94		
Jan-03					211	19	11.11		
Feb-03					315	22	14.32		
Mar-03					461	25	18.44		
Apr-03					480	27	17.78		
May-03					427	34	12.56		
Jun-03					392	27	14.52		
Jul-03					194	20	9.70		



DS1 (Parity)									
Date	CLEC Num	CLEC Denc	CLEC Resu	CLEC Std I	Qwest Num	Qwest Denc	Qwest Resu	Mod Z Scr	Parity Scr
Aug-02					7079	356	19.88		
Sep-02					7901	332	23.80		
Oct-02					6962	431	16.15		
Nov-02					3397	227	14.96		
Dec-02					4249	280	15.18		
Jan-03	13	1	13.00		4332	312	13.88	-0.09	-1.06
Feb-03	18	2	9.00	0.00	3989	304	13.12	-0.61	-1.37
Mar-03	53	3	17.67	9.61	4528	312	14.51	0.81	-0.51
Apr-03					4850	355	13.66		
May-03					5022	392	12.81		
Jun-03					4409	355	12.42		
Jul-03					4616	336	13.74		

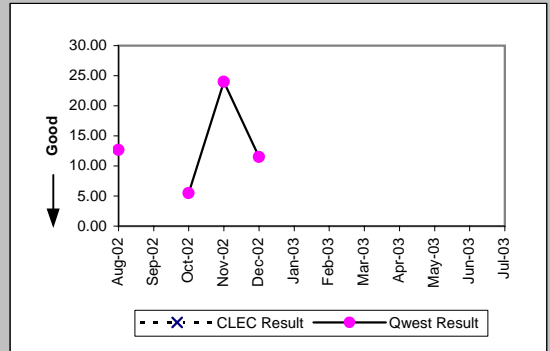


DS3 (Parity)									
Date	CLEC Num	CLEC Denc	CLEC Resu	CLEC Std I	Qwest Num	Qwest Denc	Qwest Resu	Mod Z Scr	Parity Scr
Aug-02					587	21	27.95		
Sep-02					164	9	18.22		
Oct-02					228	10	22.80		
Nov-02					163	11	14.82		
Dec-02					427	12	35.58		
Jan-03					521	10	52.10		
Feb-03					311	16	19.44		
Mar-03					505	11	45.91		
Apr-03					848	31	27.35		
May-03					475	24	19.79		
Jun-03					360	19	18.95		
Jul-03					616	29	21.24		

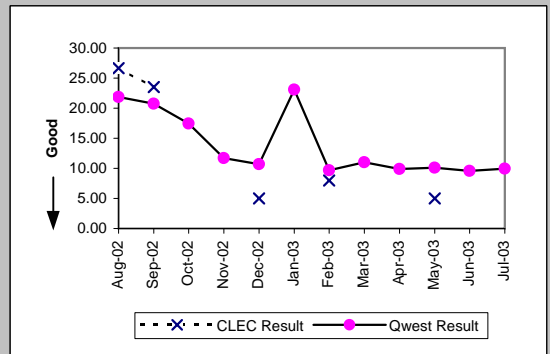


OP-4E - Installation Interval (Average Days) - Interval Zone Two

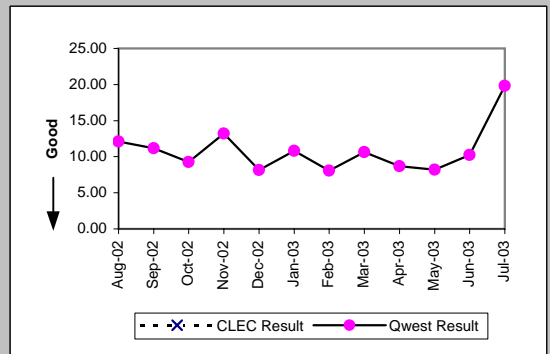
Frame Relay (Parity)									
Date	CLEC Num	CLEC Dend	CLEC Resu	CLEC Std	Qwest Num	Qwest Dend	Qwest Resu	Mod Z Scr	Parity Scr
Aug-02					38	3	12.67		
Sep-02									
Oct-02					11	2	5.50		
Nov-02					48	2	24.00		
Dec-02					23	2	11.50		
Jan-03									
Feb-03									
Mar-03									
Apr-03									
May-03									
Jun-03									
Jul-03									



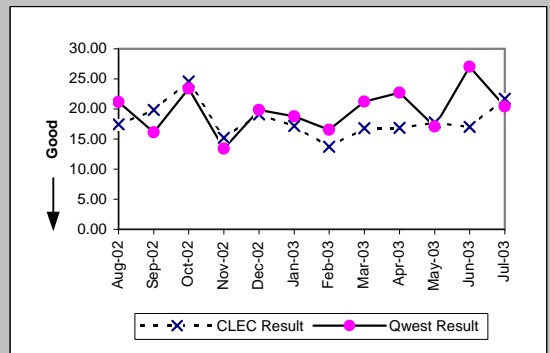
PBX (Parity)									
Date	CLEC Num	CLEC Dend	CLEC Resu	CLEC Std	Qwest Num	Qwest Dend	Qwest Resu	Mod Z Scr	Parity Scr
Aug-02	80	3	26.67	34.06	830	38	21.84	0.45	-0.72
Sep-02	47	2	23.50	3.54	270	13	20.77	0.24	-0.85
Oct-02					279	16	17.44		
Nov-02					199	17	11.71		
Dec-02	5	1	5.00		75	7	10.71	-0.58	-1.35
Jan-03					346	15	23.07		
Feb-03	8	1	8.00		155	16	9.69	-0.36	-1.22
Mar-03					176	16	11.00		
Apr-03					227	23	9.87		
May-03	5	1	5.00		162	16	10.12	-0.81	-1.49
Jun-03					201	21	9.57		
Jul-03					209	21	9.95		



Basic Rate ISDN (Parity)									
Date	CLEC Num	CLEC Dend	CLEC Resu	CLEC Std	Qwest Num	Qwest Dend	Qwest Resu	Mod Z Scr	Parity Scr
Aug-02					618	51	12.12		
Sep-02					391	35	11.17		
Oct-02					752	81	9.28		
Nov-02					1163	88	13.22		
Dec-02					245	30	8.17		
Jan-03					637	59	10.80		
Feb-03					363	45	8.07		
Mar-03					405	38	10.66		
Apr-03					392	45	8.71		
May-03					361	44	8.20		
Jun-03					410	40	10.25		
Jul-03					1585	80	19.81		

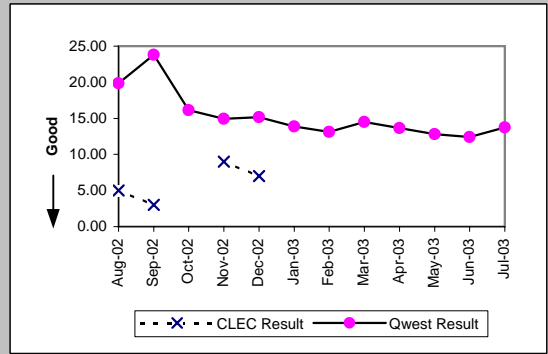


LIS Trunk (Parity)									
Date	CLEC Num	CLEC Dend	CLEC Resu	CLEC Std	Qwest Num	Qwest Dend	Qwest Resu	Mod Z Scr	Parity Scr
Aug-02	297	17	17.47	3.54	339	16	21.19	-0.93	-1.57
Sep-02	258	13	19.85	7.56	306	19	16.11	2.23	0.35
Oct-02	540	22	24.55	20.58	1030	44	23.41	0.62	-0.62
Nov-02	472	31	15.23	3.66	94	7	13.43	0.65	-0.61
Dec-02	439	23	19.09	10.09	377	19	19.84	-0.62	-1.38
Jan-03	395	23	17.17	7.99	394	21	18.76	-0.8	-1.49
Feb-03	275	20	13.75	6.15	595	36	16.53	-2.07	-2.26
Mar-03	404	24	16.83	7.76	1060	50	21.20	-3.37	-3.05
Apr-03	421	25	16.84	5.95	500	22	22.73	-1.92	-2.16
May-03	231	13	17.77	5.00	855	50	17.10	0.45	-0.72
Jun-03	187	11	17.00	3.95	703	26	27.04	-1.98	-2.21
Jul-03	152	7	21.71	1.11	306	15	20.40	0.77	-0.53

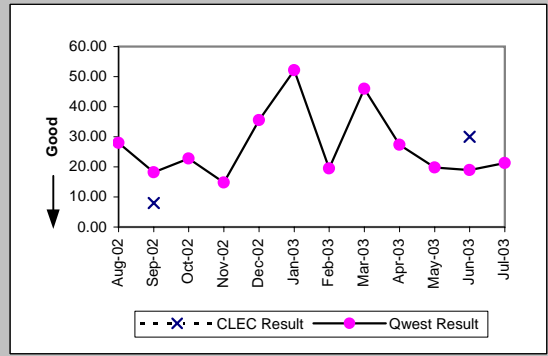


OP-4E - Installation Interval (Average Days) - Interval Zone Two

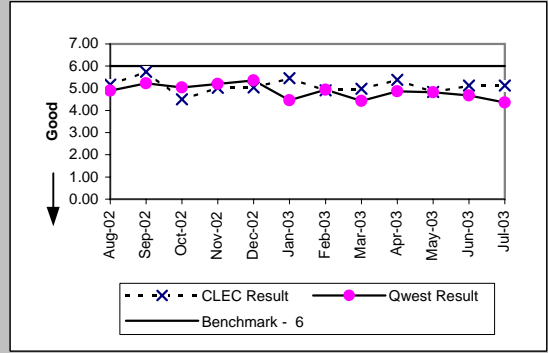
UDIT DS1 (Parity)									
Date	CLEC Num	CLEC Denc	CLEC Resu	Standard D	Qwest Num	Qwest Denc	Qwest Resu	Mod Z Scr	Parity Score
Aug-02	5	1	5.00		7079	356	19.88	-0.9	-1.55
Sep-02	3	1	3.00		7901	332	23.80	-0.67	-1.41
Oct-02					6962	431	16.15		
Nov-02	9	1	9.00		3397	227	14.96	-0.5	-1.3
Dec-02	28	4	7.00	4.00	4249	280	15.18	-1.72	-2.05
Jan-03					4332	312	13.88		
Feb-03					3989	304	13.12		
Mar-03					4528	312	14.51		
Apr-03					4850	355	13.66		
May-03					5022	392	12.81		
Jun-03					4409	355	12.42		
Jul-03					4616	336	13.74		



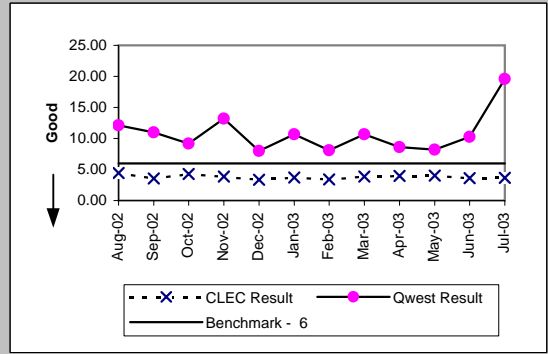
UDIT Above DS1 Level (Parity)									
Date	CLEC Num	CLEC Denc	CLEC Resu	Standard D	Qwest Num	Qwest Denc	Qwest Resu	Mod Z Scr	Parity Score
Aug-02					587	21	27.95		
Sep-02	16	2	8.00	0.00	164	9	18.22	-0.54	-1.33
Oct-02					228	10	22.80		
Nov-02					163	11	14.82		
Dec-02					427	12	35.58		
Jan-03					521	10	52.10		
Feb-03					311	16	19.44		
Mar-03					505	11	45.91		
Apr-03					848	31	27.35		
May-03					475	24	19.79		
Jun-03	30	1	30.00		360	19	18.95	0.73	-0.56
Jul-03					616	29	21.24		



Unbundled Loop Analog (Benchmark)									
Date	CLEC Num	CLEC Denc	CLEC Resu	Standard D	Qwest Num	Qwest Denc	Qwest Resu	Mod Z Scr	Parity Score
Aug-02	605	117	5.17	0.88	10545	2158	4.89	0.54	-0.67
Sep-02	345	60	5.75	0.97	10332	1981	5.22	0.78	-0.53
Oct-02	171	38	4.50	0.95	11375	2256	5.04	-0.58	-1.35
Nov-02	241	48	5.02	1.36	8974	1728	5.19	-0.17	-1.11
Dec-02	297	59	5.03	1.29	9401	1755	5.36	-0.4	-1.24
Jan-03	530	97	5.46	1.16	8108	1817	4.46	2.05	0.25
Feb-03	363	74	4.91	0.94	8279	1675	4.94	-0.06	-1.03
Mar-03	319	64	4.98	0.70	7793	1758	4.43	1.05	-0.36
Apr-03	667	124	5.38	0.90	9258	1902	4.87	0.86	-0.48
May-03	184	38	4.84	0.59	8875	1843	4.82	0.18	-0.89
Jun-03	487	95	5.13	0.69	8884	1901	4.67	0.79	-0.52
Jul-03	835	163	5.12	0.79	8852	2030	4.36	2.63	0.6



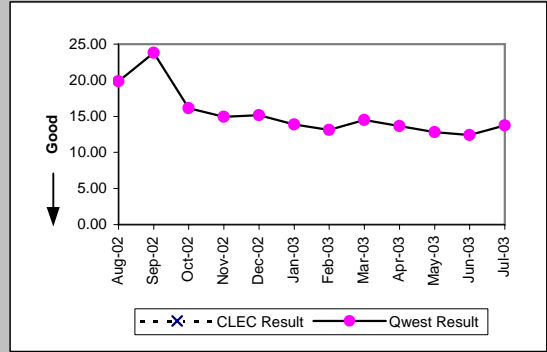
Unbundled Loop - 2 Wire Non-Loaded (Benchmark)									
Date	CLEC Num	CLEC Denc	CLEC Resu	Standard D	Qwest Num	Qwest Denc	Qwest Resu	Mod Z Scr	Parity Score
Aug-02	124	28	4.43	0.88	618	51	12.12	-3.65	-3.22
Sep-02	111	31	3.58	1.20	395	36	10.97	-3.51	-3.13
Oct-02	162	38	4.26	1.93	753	82	9.18	-2.92	-2.78
Nov-02	154	40	3.85	1.25	1175	89	13.20	-5.82	-4.54
Dec-02	80	24	3.33	1.34	247	31	7.97	-3.88	-3.36
Jan-03	123	33	3.73	1.23	640	60	10.67	-3.68	-3.24
Feb-03	133	39	3.41	1.52	363	45	8.07	-4.43	-3.69
Mar-03	89	23	3.87	1.22	405	38	10.66	-1.92	-2.17
Apr-03	83	21	3.95	1.12	397	46	8.63	-1.95	-2.19
May-03	93	23	4.04	1.15	361	44	8.20	-3.67	-3.23
Jun-03	90	25	3.60	1.15	410	40	10.25	-2.42	-2.47
Jul-03	73	20	3.65	1.04	1585	81	19.57	-5.19	-4.15



OP-4E - Installation Interval (Average Days) - Interval Zone Two

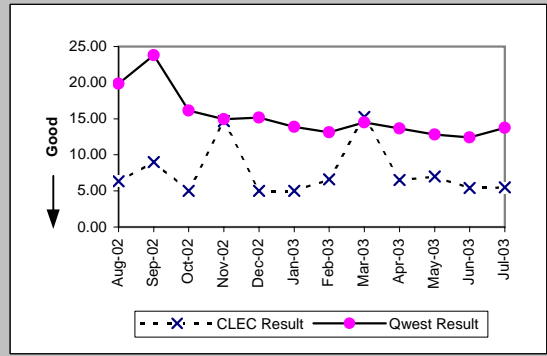
Unbundled Loop - 4 Wire Non-Loaded (Parity)

Date	CLEC Num	CLEC Denc	CLEC Resu	Standard D	Qwest Num	Qwest Denc	Qwest Resu	Mod Z Scr	Parity Score
Aug-02					7079	356	19.88		
Sep-02					7901	332	23.80		
Oct-02					6962	431	16.15		
Nov-02					3397	227	14.96		
Dec-02					4249	280	15.18		
Jan-03					4332	312	13.88		
Feb-03					3989	304	13.12		
Mar-03					4528	312	14.51		
Apr-03					4850	355	13.66		
May-03					5022	392	12.81		
Jun-03					4409	355	12.42		
Jul-03					4616	336	13.74		



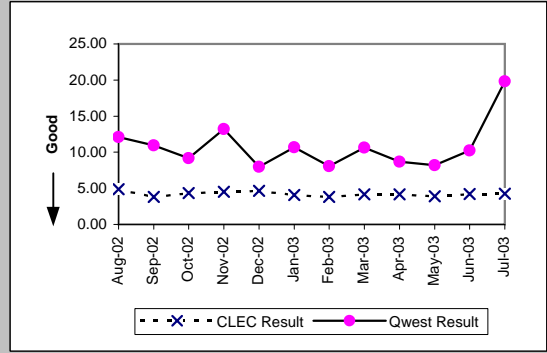
Unbundled Loop - DS1 Capable (Parity)

Date	CLEC Num	CLEC Denc	CLEC Resu	Standard D	Qwest Num	Qwest Denc	Qwest Resu	Mod Z Scr	Parity Score
Aug-02					7079	356	19.88	-2.42	-2.47
Sep-02	18	2	9.00	5.66	7901	332	23.80	-0.68	-1.41
Oct-02	30	6	5.00	1.67	6962	431	16.15	-2.35	-2.43
Nov-02	44	3	14.67	16.74	3397	227	14.96	-0.04	-1.03
Dec-02	10	2	5.00	0.00	4249	280	15.18	-1.52	-1.93
Jan-03	10	2	5.00	0.00	4332	312	13.88	-1.31	-1.8
Feb-03	33	5	6.60	1.14	3989	304	13.12	-1.53	-1.93
Mar-03	61	4	15.25	11.84	4528	312	14.51	0.43	-0.74
Apr-03	39	6	6.50	2.51	4850	355	13.66	-1.45	-1.88
May-03	35	5	7.00	4.53	5022	392	12.81	-1.45	-1.88
Jun-03	27	5	5.40	1.52	4409	355	12.42	-1.71	-2.04
Jul-03	44	8	5.50	1.85	4616	336	13.74	-1.42	-1.86



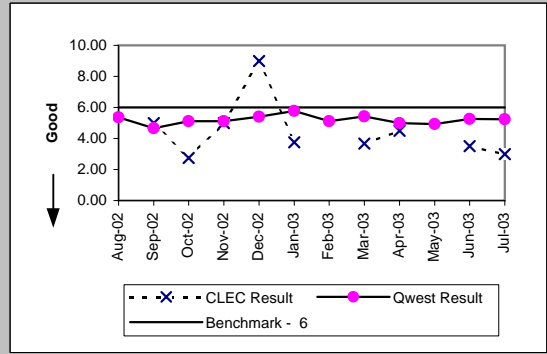
Unbundled Loop ISDN Capable (Parity)

Date	CLEC Num	CLEC Denc	CLEC Resu	Standard D	Qwest Num	Qwest Denc	Qwest Resu	Mod Z Scr	Parity Score
Aug-02	44	9	4.89	2.20	618	51	12.12	-2.23	-2.36
Sep-02	42	11	3.82	1.25	395	36	10.97	-2.42	-2.47
Oct-02	87	20	4.35	2.25	753	82	9.18	-2.26	-2.37
Nov-02	81	18	4.50	0.86	1175	89	13.20	-3.99	-3.43
Dec-02	79	17	4.65	0.79	247	31	7.97	-2.5	-2.52
Jan-03	86	21	4.10	0.94	640	60	10.67	-2.98	-2.81
Feb-03	72	19	3.79	0.98	363	45	8.07	-3.25	-2.98
Mar-03	75	18	4.17	2.01	405	38	10.66	-1.69	-2.03
Apr-03	83	20	4.15	1.18	392	45	8.71	-1.85	-2.12
May-03	35	9	3.89	1.05	361	44	8.20	-2.68	-2.63
Jun-03	88	21	4.19	1.83	410	40	10.25	-2.09	-2.27
Jul-03	85	20	4.25	1.02	1585	80	19.81	-5.12	-4.11



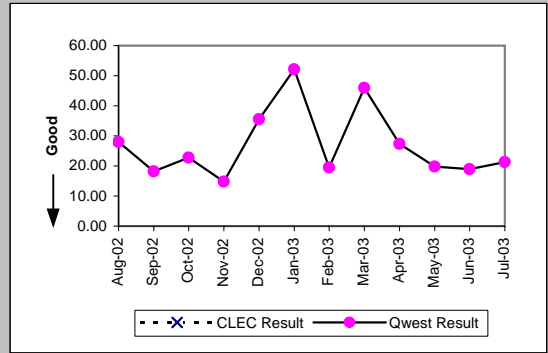
Unbundled Loop - ADSL Qualified (Benchmark)

Date	CLEC Num	CLEC Denc	CLEC Resu	Standard D	Qwest Num	Qwest Denc	Qwest Resu	Mod Z Scr	Parity Score
Aug-02					59	11	5.36		
Sep-02	5	1	5.00		28	6	4.67	-0.97	-1.59
Oct-02	11	4	2.75	0.96	46	9	5.11	-4.23	-3.57
Nov-02	5	1	5.00		46	9	5.11	-0.18	-1.11
Dec-02	18	2	9.00	5.66	27	5	5.40	0.97	-0.41
Jan-03	15	4	3.75	1.26	75	13	5.77	-1.72	-2.05
Feb-03					46	9	5.11		
Mar-03	11	3	3.67	2.31	76	14	5.43	-1.63	-1.99
Apr-03	9	2	4.50	0.71	50	10	5.00	-1.37	-1.83
May-03					74	15	4.93		
Jun-03	7	2	3.50	0.71	100	19	5.26	-2.94	-2.79
Jul-03	12	4	3.00	1.83	110	21	5.24	-2.23	-2.35

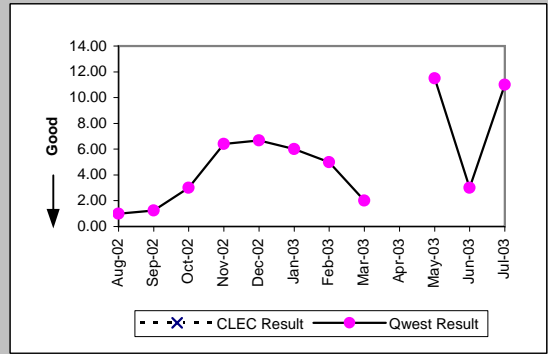


OP-4E - Installation Interval (Average Days) - Interval Zone Two

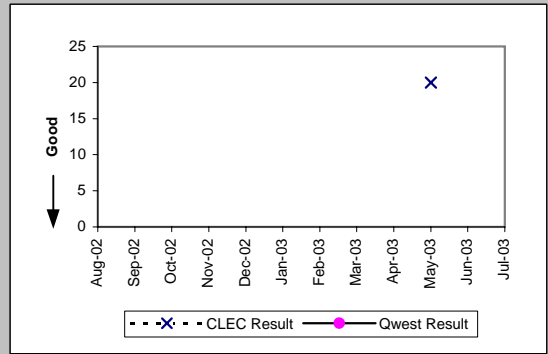
Unbundled Loop - DS3 Capable (Parity)									
Date	CLEC Num	CLEC Dend	CLEC Resu	Standard D	Qwest Num	Qwest Dend	Qwest Resu	Mod Z Scr	Parity Score
Aug-02					587	21	27.95		
Sep-02					164	9	18.22		
Oct-02					228	10	22.80		
Nov-02					163	11	14.82		
Dec-02					427	12	35.58		
Jan-03					521	10	52.10		
Feb-03					311	16	19.44		
Mar-03					505	11	45.91		
Apr-03					848	31	27.35		
May-03					475	24	19.79		
Jun-03					360	19	18.95		
Jul-03					616	29	21.24		



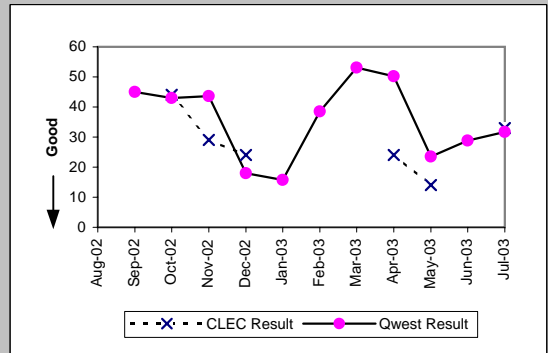
Qwest DSL (Parity)									
Date	CLEC Num	CLEC Dend	CLEC Resu	Standard D	Qwest Num	Qwest Dend	Qwest Resu	Mod Z Scr	Parity Score
Aug-02					1	1	1.00		
Sep-02					5	4	1.25		
Oct-02					3	1	3.00		
Nov-02					32	5	6.40		
Dec-02					20	3	6.67		
Jan-03					24	4	6.00		
Feb-03					5	1	5.00		
Mar-03					2	1	2.00		
Apr-03									
May-03					23	2	11.50		
Jun-03					6	2	3.00		
Jul-03					22	2	11.00		



Dark Fiber - Loop (Diagnostic)									
Date	CLEC Num	CLEC Dend	CLEC Resu	Standard D	Qwest Num	Qwest Dend	Qwest Resu	Mod Z Scr	Parity Score
Aug-02									
Sep-02									
Oct-02									
Nov-02									
Dec-02									
Jan-03									
Feb-03									
Mar-03									
Apr-03									
May-03	20	1	20.00						
Jun-03									
Jul-03									



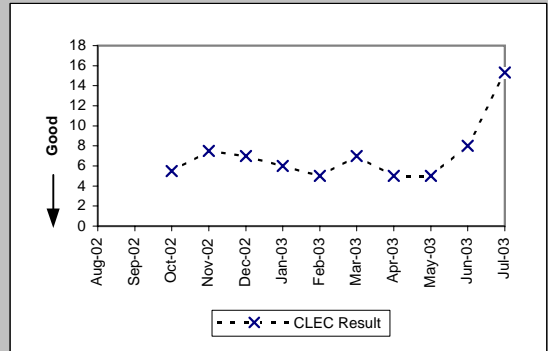
E911 (Parity)									
Date	CLEC Num	CLEC Dend	CLEC Resu	Standard D	Qwest Num	Qwest Dend	Qwest Resu	Mod Z Scr	Parity Score
Aug-02									
Sep-02					225	5	45.00		
Oct-02	88	2	44.00	0.00	86	2	43.00	-0.64	-1.39
Nov-02	29	1	29.00		131	3	43.67	-0.28	-1.17
Dec-02	24	1	24.00		90	5	18.00		
Jan-03					63	4	15.75		
Feb-03					77	2	38.50		
Mar-03					425	8	53.12		
Apr-03	24	1	24.00		1205	24	50.21	-0.32	-1.2
May-03	42	3	14.00	0.00	212	9	23.56	-0.68	-1.41
Jun-03					2074	72	28.81		
Jul-03	33	1	33.00		476	15	31.73	-0.28	-1.17



OP-4E - Installation Interval (Average Days) - Interval Zone Two

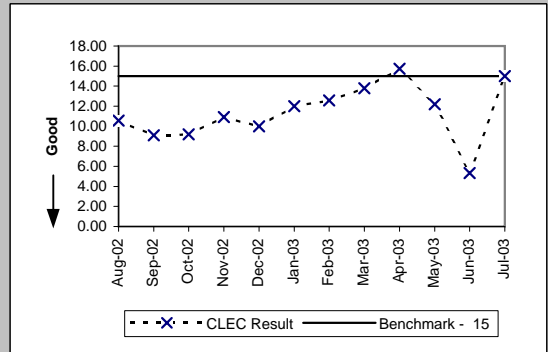
Enhanced Extended Loops (EELs) (Diagnostic)

Date	Num	Denom	CLEC Result	Standard Dev
Aug-02				
Sep-02				
Oct-02	11	2	5.50	0.71
Nov-02	15	2	7.50	2.12
Dec-02	7	1	7.00	
Jan-03	6	1	6.00	
Feb-03	5	1	5.00	
Mar-03	7	1	7.00	
Apr-03	15	3	5.00	1.00
May-03	25	5	5.00	0.71
Jun-03	16	2	8.00	5.66
Jul-03	46	3	15.33	15.37



Unbundled Loop Conditioned (Benchmark)

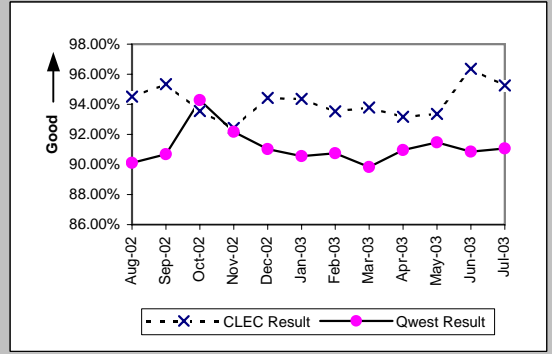
Date	Num	Denom	CLEC Result	Standard Dev
Aug-02	148	14	10.57	4.09
Sep-02	91	10	9.10	3.21
Oct-02	92	10	9.20	3.88
Nov-02	131	12	10.92	3.73
Dec-02	50	5	10.00	2.45
Jan-03	72	6	12.00	4.00
Feb-03	113	9	12.56	3.13
Mar-03	124	9	13.78	1.86
Apr-03	63	4	15.75	4.35
May-03	61	5	12.20	4.38
Jun-03	16	3	5.33	0.58
Jul-03	45	3	15.00	0.00



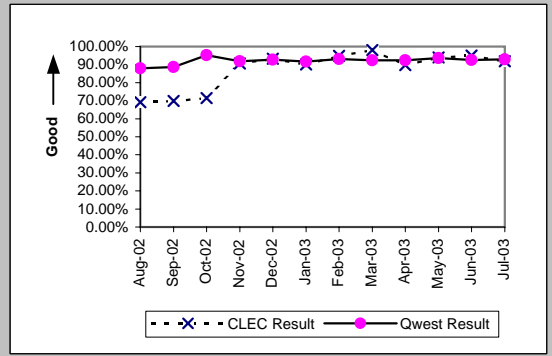


OP-5 - New Service Installation Quality (Percent)

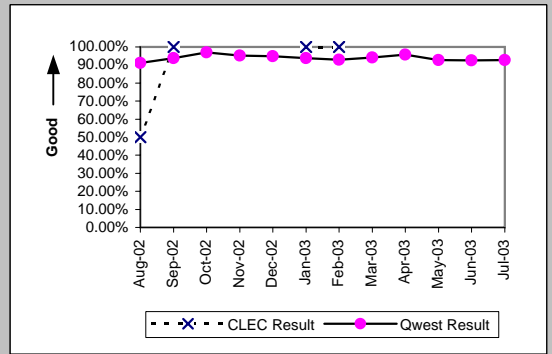
Residence (Parity)									
Date	CLEC Num	CLEC Denc	CLEC Resu	CLEC Std	Qwest Num	Qwest Denc	Qwest Resu	Mod Z Scr	Parity Scr
Aug-02	1272	1346	94.50%	22.79%	38954	43234	90.10%	-5.33	-4.24
Sep-02	1066	1118	95.35%	21.06%	39737	43819	90.68%	-5.3	-4.22
Oct-02	783	837	93.55%	24.57%	41348	43855	94.28%	0.91	-0.45
Nov-02	792	857	92.42%	26.48%	36974	40117	92.17%	-0.27	-1.16
Dec-02	1221	1293	94.43%	22.93%	31210	34286	91.03%	-4.2	-3.56
Jan-03	1659	1758	94.37%	23.05%	31012	34251	90.54%	-5.35	-4.25
Feb-03	1649	1763	93.53%	24.59%	30996	34160	90.74%	-3.95	-3.4
Mar-03	1494	1593	93.79%	24.14%	30273	33697	89.84%	-5.09	-4.1
Apr-03	1185	1272	93.16%	25.24%	32534	35768	90.96%	-2.69	-2.64
May-03	985	1055	93.36%	24.89%	33643	36784	91.46%	-2.18	-2.33
Jun-03	822	853	96.37%	18.71%	34503	37981	90.84%	-5.53	-4.36
Jul-03	863	906	95.25%	21.26%	38081	41821	91.06%	-4.38	-3.66



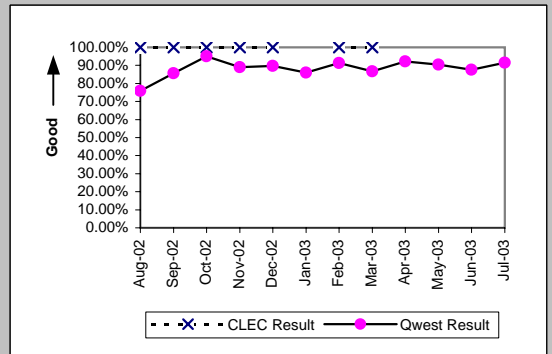
Business (Parity)									
Date	CLEC Num	CLEC Denc	CLEC Resu	CLEC Std	Qwest Num	Qwest Denc	Qwest Resu	Mod Z Scr	Parity Scr
Aug-02	67	97	69.07%	46.22%	3353	3811	87.98%	4.85	1.95
Sep-02	58	83	69.88%	45.88%	3266	3684	88.65%	4.55	1.76
Oct-02	45	63	71.43%	45.18%	3764	3950	95.29%	6.16	2.74
Nov-02	48	53	90.57%	29.23%	3630	3953	91.83%	0.38	-0.77
Dec-02	42	45	93.33%	24.94%	3108	3353	92.69%	-0.16	-1.1
Jan-03	45	50	90.00%	30.00%	3115	3399	91.64%	0.46	-0.72
Feb-03	55	58	94.83%	22.15%	3301	3544	93.14%	-0.5	-1.31
Mar-03	50	51	98.04%	13.86%	3278	3546	92.44%	-1.5	-1.91
Apr-03	61	68	89.71%	30.39%	3358	3638	92.30%	0.8	-0.51
May-03	63	67	94.03%	23.69%	3407	3642	93.55%	-0.16	-1.1
Jun-03	39	41	95.12%	21.54%	3369	3642	92.50%	-0.63	-1.38
Jul-03	34	37	91.89%	27.30%	3347	3601	92.95%	0.31	-0.81



Centrex (Parity)									
Date	CLEC Num	CLEC Denc	CLEC Resu	CLEC Std	Qwest Num	Qwest Denc	Qwest Resu	Mod Z Scr	Parity Scr
Aug-02	1	2	50.00%	50.00%	453	497	91.15%	1.35	-0.18
Sep-02	1	1	100.00%	0.00%	586	625	93.76%	-0.26	-1.16
Oct-02					548	565	96.99%		
Nov-02					500	525	95.24%		
Dec-02					462	487	94.87%		
Jan-03	1	1	100.00%	0.00%	427	455	93.85%	-0.26	-1.16
Feb-03	1	1	100.00%	0.00%	408	439	92.94%	-0.28	-1.17
Mar-03					484	514	94.16%		
Apr-03					455	475	95.79%		
May-03					361	389	92.80%		
Jun-03					443	479	92.48%		
Jul-03					477	514	92.80%		

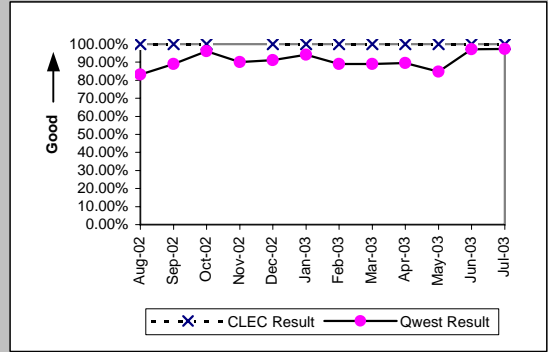


Centrex 21 (Parity)									
Date	CLEC Num	CLEC Denc	CLEC Resu	CLEC Std	Qwest Num	Qwest Denc	Qwest Resu	Mod Z Scr	Parity Scr
Aug-02	1	1	100.00%	0.00%	161	212	75.94%	-0.56	-1.34
Sep-02	1	1	100.00%	0.00%	216	252	85.71%	-0.41	-1.25
Oct-02	1	1	100.00%	0.00%	250	263	95.06%	-0.23	-1.14
Nov-02	1	1	100.00%	0.00%	193	217	88.94%	-0.35	-1.21
Dec-02	1	1	100.00%	0.00%	184	205	89.76%	-0.34	-1.2
Jan-03					171	199	85.93%		
Feb-03	1	1	100.00%	0.00%	169	185	91.35%	-0.31	-1.19
Mar-03	1	1	100.00%	0.00%	177	204	86.76%	-0.39	-1.24
Apr-03					199	216	92.13%		
May-03					190	210	90.48%		
Jun-03					204	233	87.55%		
Jul-03					293	320	91.56%		

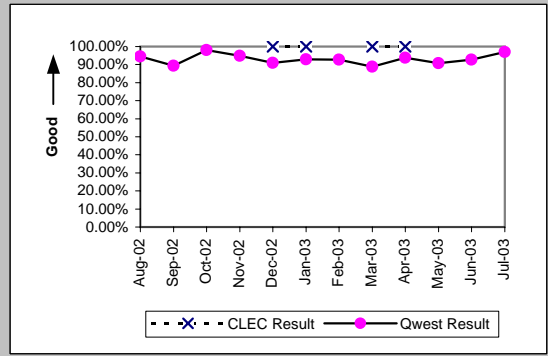


OP-5 - New Service Installation Quality (Percent)

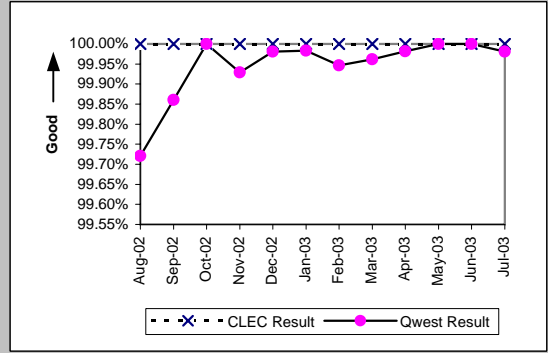
PBX (Parity)									
Date	CLEC Num	CLEC Denc	CLEC Resu	CLEC Std E	Qwest Num	Qwest Denc	Qwest Resu	Mod Z Scr	Parity Scr
Aug-02	2	2	100.00%	0.00%	84	101	83.17%	-0.63	-1.38
Sep-02	3	3	100.00%	0.00%	73	82	89.02%	-0.6	-1.36
Oct-02	1	1	100.00%	0.00%	75	78	96.15%	-0.2	-1.12
Nov-02					82	91	90.11%		
Dec-02	1	1	100.00%	0.00%	62	68	91.18%	-0.31	-1.19
Jan-03	1	1	100.00%	0.00%	48	51	94.12%	-0.25	-1.15
Feb-03	1	1	100.00%	0.00%	57	64	89.06%	-0.35	-1.21
Mar-03	1	1	100.00%	0.00%	65	73	89.04%	-0.35	-1.21
Apr-03	1	1	100.00%	0.00%	69	77	89.61%	-0.34	-1.21
May-03	1	1	100.00%	0.00%	67	79	84.81%	-0.42	-1.26
Jun-03	3	3	100.00%	0.00%	70	72	97.22%	-0.29	-1.17
Jul-03	3	3	100.00%	0.00%	72	74	97.30%	-0.28	-1.17



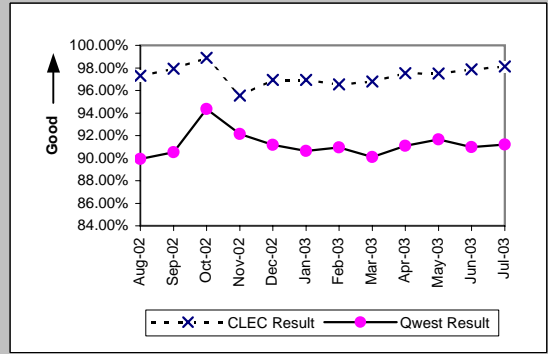
Basic Rate ISDN (Parity)									
Date	CLEC Num	CLEC Denc	CLEC Resu	CLEC Std E	Qwest Num	Qwest Denc	Qwest Resu	Mod Z Scr	Parity Scr
Aug-02					308	326	94.48%		
Sep-02					159	178	89.33%		
Oct-02					202	206	98.06%		
Nov-02					260	274	94.89%		
Dec-02	1	1	100.00%	0.00%	202	222	90.99%	-0.31	-1.19
Jan-03	1	1	100.00%	0.00%	207	223	92.83%	-0.28	-1.17
Feb-03					266	287	92.68%		
Mar-03	1	1	100.00%	0.00%	253	285	88.77%	-0.36	-1.22
Apr-03	1	1	100.00%	0.00%	225	240	93.75%	-0.26	-1.16
May-03					149	164	90.85%		
Jun-03					129	139	92.81%		
Jul-03					157	162	96.91%		



Qwest DSL (Parity)									
Date	CLEC Num	CLEC Denc	CLEC Resu	CLEC Std E	Qwest Num	Qwest Denc	Qwest Resu	Mod Z Scr	Parity Scr
Aug-02	90	90	100.00%	0.00%	7492	7513	99.72%	-0.5	-1.3
Sep-02	98	98	100.00%	0.00%	6442	6451	99.86%	-0.37	-1.22
Oct-02	44	44	100.00%	0.00%	6440	6440	100.00%	N/A	N/A
Nov-02	35	35	100.00%	0.00%	5619	5623	99.93%	-0.16	-1.1
Dec-02	42	42	100.00%	0.00%	5309	5310	99.98%	-0.09	-1.05
Jan-03	38	38	100.00%	0.00%	5950	5951	99.98%	-0.08	-1.05
Feb-03	29	29	100.00%	0.00%	5649	5652	99.95%	-0.12	-1.08
Mar-03	31	31	100.00%	0.00%	5199	5201	99.96%	-0.11	-1.07
Apr-03	29	29	100.00%	0.00%	5459	5460	99.98%	-0.07	-1.04
May-03	22	22	100.00%	0.00%	5264	5264	100.00%	N/A	N/A
Jun-03	21	21	100.00%	0.00%	5058	5058	100.00%	N/A	N/A
Jul-03	25	25	100.00%	0.00%	5299	5300	99.98%	-0.07	-1.04

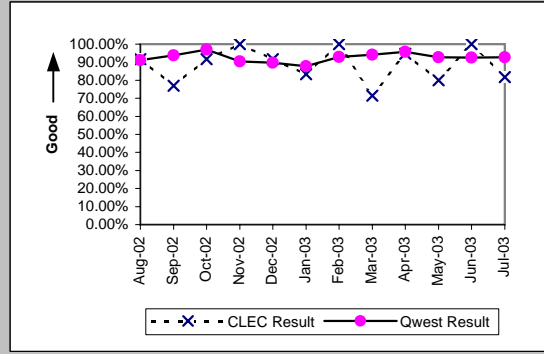


UNE - P (POTS) (Parity)									
Date	CLEC Num	CLEC Denc	CLEC Resu	CLEC Std E	Qwest Num	Qwest Denc	Qwest Resu	Mod Z Scr	Parity Scr
Aug-02	1368	1406	97.30%	16.22%	42307	47045	89.93%	-9.05	-6.5
Sep-02	1281	1308	97.94%	14.22%	43003	47503	90.53%	-9.03	-6.49
Oct-02	1525	1542	98.90%	10.44%	45111	47804	94.37%	-7.6	-5.62
Nov-02	1693	1772	95.54%	20.64%	40604	44070	92.14%	-5.22	-4.18
Dec-02	2090	2156	96.94%	17.23%	34318	37639	91.18%	-9.17	-6.58
Jan-03	2425	2502	96.92%	17.27%	34127	37650	90.64%	-10.44	-7.35
Feb-03	3038	3147	96.54%	18.29%	34297	37704	90.96%	-10.48	-7.37
Mar-03	5923	6119	96.80%	17.61%	33551	37243	90.09%	-16.28	-10.9
Apr-03	7557	7748	97.53%	15.51%	35892	39406	91.08%	-18.22	-12.08
May-03	8207	8418	97.49%	15.63%	37050	40426	91.65%	-17.63	-11.72
Jun-03	8810	9001	97.88%	14.41%	37871	41622	90.99%	-20.7	-13.58
Jul-03	9901	10090	98.13%	13.56%	41428	45422	91.21%	-22.2	-14.5

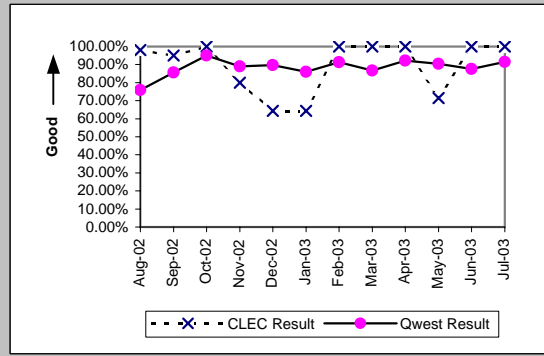


OP-5 - New Service Installation Quality (Percent)

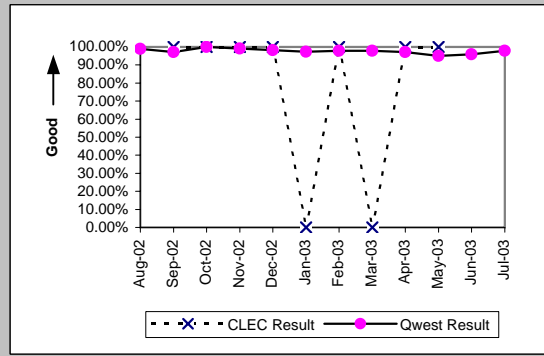
UNE P (Centrex) (Parity)									
Date	CLEC Num	CLEC Denc	CLEC Resu	CLEC Std E	Qwest Num	Qwest Denc	Qwest Resu	Mod Z Scr	Parity Scr
Aug-02	11	12	91.67%	27.64%	453	497	91.15%	-0.06	-1.04
Sep-02	10	13	76.92%	42.13%	586	625	93.76%	1.96	0.19
Oct-02	11	12	91.67%	27.64%	548	565	96.99%	0.9	-0.46
Nov-02	11	11	100.00%	0.00%	475	525	90.48%	-1.06	-1.65
Dec-02	11	12	91.67%	27.64%	437	487	89.73%	-0.22	-1.13
Jan-03	10	12	83.33%	37.27%	399	455	87.69%	0.48	-0.71
Feb-03	11	11	100.00%	0.00%	408	439	92.94%	-0.9	-1.55
Mar-03	10	14	71.43%	45.18%	484	514	94.16%	2.63	0.6
Apr-03	18	19	94.74%	22.33%	455	475	95.79%	0.27	-0.83
May-03	12	15	80.00%	40.00%	361	389	92.80%	1.59	-0.03
Jun-03	11	11	100.00%	0.00%	443	479	92.48%	-0.93	-1.57
Jul-03	9	11	81.82%	38.57%	477	514	92.80%	1.21	-0.26



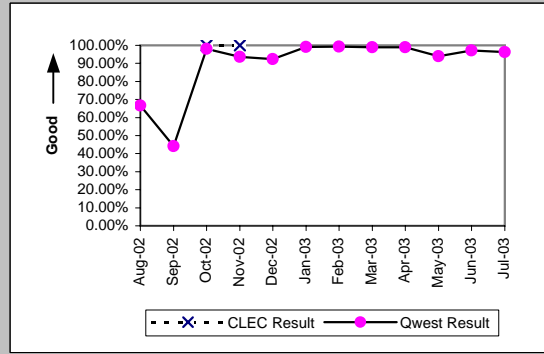
UNE P (Centrex 21) (Parity)									
Date	CLEC Num	CLEC Denc	CLEC Resu	CLEC Std E	Qwest Num	Qwest Denc	Qwest Resu	Mod Z Scr	Parity Scr
Aug-02	50	51	98.04%	13.86%	161	212	75.94%	-3.31	-3.02
Sep-02	58	61	95.08%	21.62%	216	252	85.71%	-1.88	-2.14
Oct-02	24	24	100.00%	0.00%	250	263	95.06%	-1.07	-1.65
Nov-02	8	10	80.00%	40.00%	193	217	88.94%	0.83	-0.5
Dec-02	9	14	64.29%	47.92%	184	205	89.76%	2.42	0.47
Jan-03	9	14	64.29%	47.92%	171	199	85.93%	1.94	0.18
Feb-03	9	9	100.00%	0.00%	169	185	91.35%	-0.9	-1.55
Mar-03	8	8	100.00%	0.00%	177	204	86.76%	-1.08	-1.66
Apr-03	6	6	100.00%	0.00%	199	216	92.13%	-0.71	-1.43
May-03	5	7	71.43%	45.18%	190	210	90.48%	1.39	-0.16
Jun-03	4	4	100.00%	0.00%	204	233	87.55%	-0.75	-1.45
Jul-03	17	17	100.00%	0.00%	293	320	91.56%	-1.22	-1.74



ISDN Primary (Parity)									
Date	CLEC Num	CLEC Denc	CLEC Resu	CLEC Std E	Qwest Num	Qwest Denc	Qwest Resu	Mod Z Scr	Parity Scr
Aug-02					344	348	98.85%		
Sep-02	1	1	100.00%	0.00%	140	144	97.22%	-0.17	-1.1
Oct-02	2	2	100.00%	0.00%	169	169	100.00%	N/A	N/A
Nov-02	4	4	100.00%	0.00%	220	222	99.10%	-0.19	-1.11
Dec-02	3	3	100.00%	0.00%	228	232	98.28%	-0.23	-1.14
Jan-03	0	1	0.00%	0.00%	146	150	97.33%	2.18	0.32
Feb-03	1	1	100.00%	0.00%	95	97	97.94%	-0.14	-1.09
Mar-03	0	1	0.00%	0.00%	96	98	97.96%	2.23	0.35
Apr-03	1	1	100.00%	0.00%	102	105	97.14%	-0.17	-1.1
May-03	1	1	100.00%	0.00%	94	99	94.95%	-0.23	-1.14
Jun-03					142	148	95.95%		
Jul-03					192	196	97.96%		

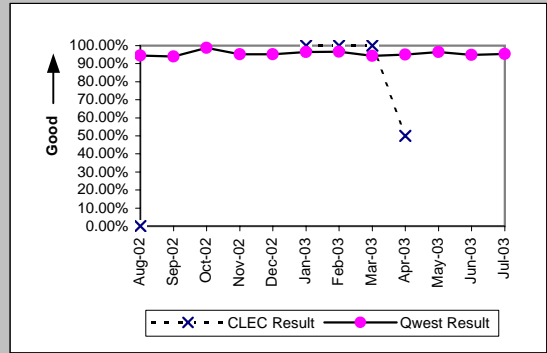


DS0 (Parity)									
Date	CLEC Num	CLEC Denc	CLEC Resu	CLEC Std E	Qwest Num	Qwest Denc	Qwest Resu	Mod Z Scr	Parity Scr
Aug-02					74	111	66.67%		
Sep-02					46	104	44.23%		
Oct-02	1	1	100.00%	0.00%	103	105	98.10%	-0.14	-1.08
Nov-02	1	1	100.00%	0.00%	117	125	93.60%	-0.26	-1.16
Dec-02					73	79	92.41%		
Jan-03					217	219	99.09%		
Feb-03					267	269	99.26%		
Mar-03					182	184	98.91%		
Apr-03					181	183	98.91%		
May-03					109	116	93.97%		
Jun-03					101	104	97.12%		
Jul-03					228	237	96.20%		

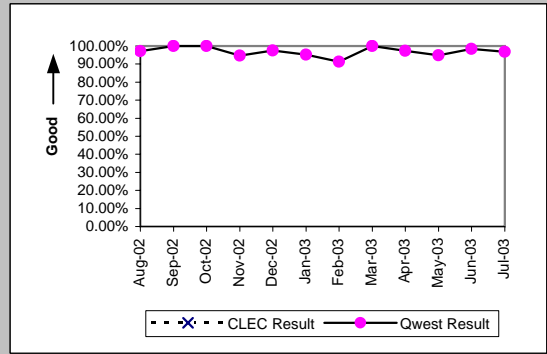


OP-5 - New Service Installation Quality (Percent)

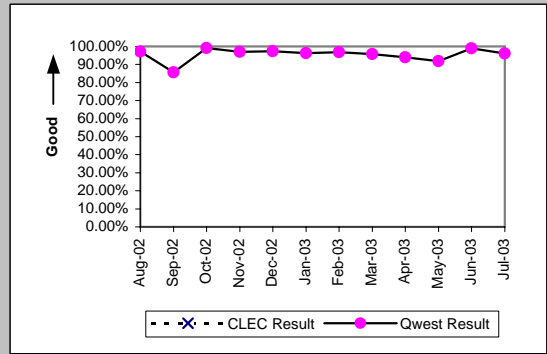
DS1 (Parity)										
Date	CLEC Num	CLEC Denc	CLEC Resu	CLEC Std	Qwest Num	Qwest Denc	Qwest Resu	Mod Z Scr	Parity Scr	
Aug-02	0	1	0.00%	0.00%	924	978	94.48%	1.92	0.17	
Sep-02					906	965	93.89%			
Oct-02					1009	1021	98.82%			
Nov-02					869	913	95.18%			
Dec-02					712	748	95.19%			
Jan-03	1	1	100.00%	0.00%	758	786	96.44%	-0.19	-1.12	
Feb-03	2	2	100.00%	0.00%	794	822	96.59%	-0.27	-1.16	
Mar-03	3	3	100.00%	0.00%	774	821	94.28%	-0.43	-1.26	
Apr-03	1	2	50.00%	50.00%	836	880	95.00%	1.65	0	
May-03					914	948	96.41%			
Jun-03					949	1001	94.81%			
Jul-03					985	1032	95.45%			



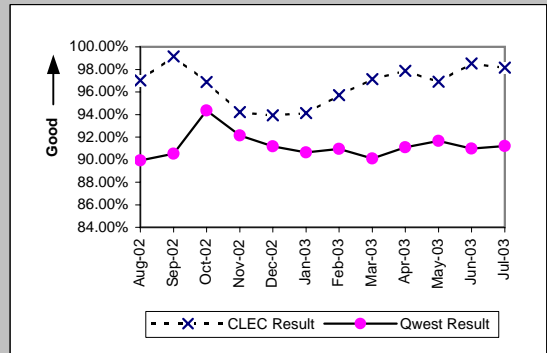
DS3 (Parity)										
Date	CLEC Num	CLEC Denc	CLEC Resu	CLEC Std	Qwest Num	Qwest Denc	Qwest Resu	Mod Z Scr	Parity Scr	
Aug-02					69	71	97.18%			
Sep-02					65	65	100.00%			
Oct-02					48	48	100.00%			
Nov-02					36	38	94.74%			
Dec-02					39	40	97.50%			
Jan-03					40	42	95.24%			
Feb-03					42	46	91.30%			
Mar-03					58	58	100.00%			
Apr-03					71	73	97.26%			
May-03					73	77	94.81%			
Jun-03					59	60	98.33%			
Jul-03					60	62	96.77%			



Frame Relay (Parity)										
Date	CLEC Num	CLEC Denc	CLEC Resu	CLEC Std	Qwest Num	Qwest Denc	Qwest Resu	Mod Z Scr	Parity Scr	
Aug-02					174	179	97.21%			
Sep-02					143	167	85.63%			
Oct-02					228	230	99.13%			
Nov-02					225	232	96.98%			
Dec-02					185	190	97.37%			
Jan-03					153	159	96.23%			
Feb-03					124	128	96.88%			
Mar-03					114	119	95.80%			
Apr-03					108	115	93.91%			
May-03					102	111	91.89%			
Jun-03					87	88	98.86%			
Jul-03					99	103	96.12%			

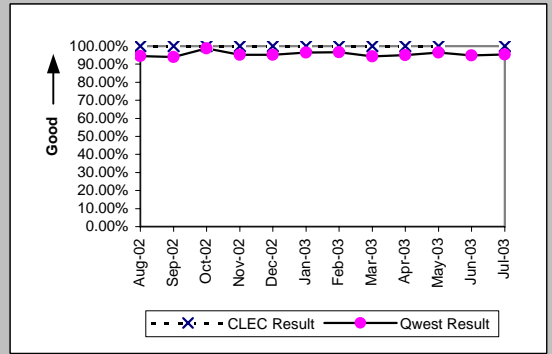


Line Sharing (Parity)										
Date	CLEC Num	CLEC Denc	CLEC Resu	CLEC Std	Qwest Num	Qwest Denc	Qwest Resu	Mod Z Scr	Parity Scr	
Aug-02	457	471	97.03%	16.98%	42307	47045	89.93%	-5.09	-4.1	
Sep-02	467	471	99.15%	9.18%	43003	47503	90.53%	-6.36	-4.87	
Oct-02	560	578	96.89%	17.37%	45111	47804	94.37%	-2.61	-2.59	
Nov-02	620	658	94.22%	23.33%	40604	44070	92.14%	-1.98	-2.2	
Dec-02	557	593	93.93%	23.88%	34318	37639	91.18%	-2.34	-2.43	
Jan-03	593	630	94.13%	23.51%	34127	37650	90.64%	-2.98	-2.81	
Feb-03	650	679	95.73%	20.22%	34297	37704	90.96%	-4.29	-3.61	
Mar-03	642	661	97.13%	16.71%	33551	37243	90.09%	-6	-4.65	
Apr-03	694	709	97.88%	14.39%	35892	39406	91.08%	-6.3	-4.83	
May-03	817	843	96.92%	17.29%	37050	40426	91.65%	-5.47	-4.33	
Jun-03	1006	1021	98.53%	12.03%	37871	41622	90.99%	-8.32	-6.06	
Jul-03	1112	1133	98.15%	13.49%	41428	45422	91.21%	-8.15	-5.95	

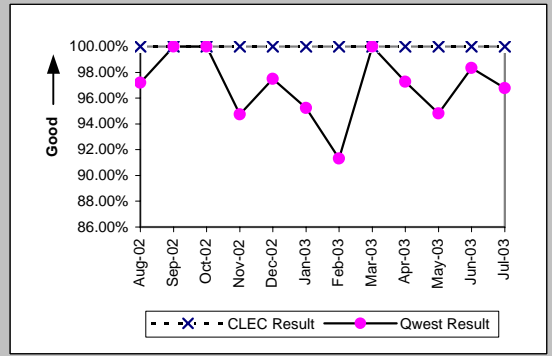


OP-5 - New Service Installation Quality (Percent)

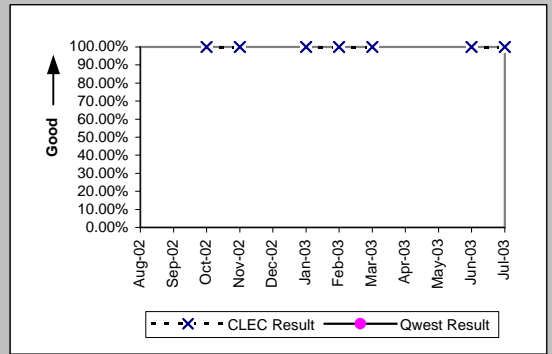
UDIT DS1 (Parity)									
Date	Numerator	Denominator	CLEC Resu	Standard D	Qwest Num	Qwest deno	Qwest Resu	Mod Z Scr	Parity Scr
Aug-02	4	4	100.00%	0.00%	924	978	94.48%	-0.48	-1.29
Sep-02	3	3	100.00%	0.00%	906	965	93.89%	-0.44	-1.27
Oct-02	3	3	100.00%	0.00%	1009	1021	98.82%	-0.19	-1.11
Nov-02	2	2	100.00%	0.00%	869	913	95.18%	-0.32	-1.19
Dec-02	5	5	100.00%	0.00%	712	748	95.19%	-0.5	-1.3
Jan-03	9	9	100.00%	0.00%	758	786	96.44%	-0.57	-1.35
Feb-03	7	7	100.00%	0.00%	794	822	96.59%	-0.49	-1.3
Mar-03	2	2	100.00%	0.00%	774	821	94.28%	-0.35	-1.21
Apr-03	2	2	100.00%	0.00%	836	880	95.00%	-0.32	-1.2
May-03	2	2	100.00%	0.00%	914	948	96.41%	-0.27	-1.17
Jun-03					949	1001	94.81%		
Jul-03	1	1	100.00%	0.00%	985	1032	95.45%	-0.22	-1.13



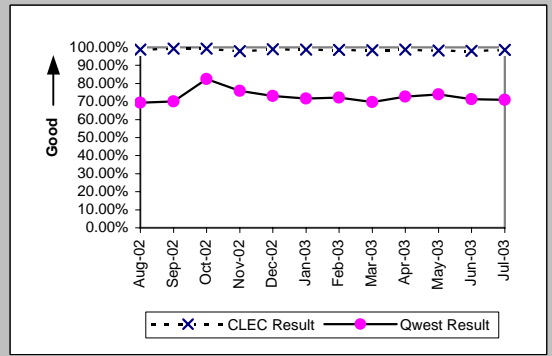
UDIT Above DS1 Level (Parity)									
Date	Numerator	Denominator	CLEC Resu	Standard D	Qwest Num	Qwest deno	Qwest Resu	Mod Z Scr	Parity Scr
Aug-02	2	2	100.00%	0.00%	69	71	97.18%	-0.24	-1.14
Sep-02	7	7	100.00%	0.00%	65	65	100.00%	N/A	N/A
Oct-02	7	7	100.00%	0.00%	48	48	100.00%	N/A	N/A
Nov-02	4	4	100.00%	0.00%	36	38	94.74%	-0.45	-1.27
Dec-02	2	2	100.00%	0.00%	39	40	97.50%	-0.22	-1.13
Jan-03	1	1	100.00%	0.00%	40	42	95.24%	-0.22	-1.13
Feb-03	1	1	100.00%	0.00%	42	46	91.30%	-0.31	-1.19
Mar-03	2	2	100.00%	0.00%	58	58	100.00%	N/A	N/A
Apr-03	2	2	100.00%	0.00%	71	73	97.26%	-0.23	-1.14
May-03	1	1	100.00%	0.00%	73	77	94.81%	-0.23	-1.14
Jun-03	4	4	100.00%	0.00%	59	60	98.33%	-0.25	-1.15
Jul-03	5	5	100.00%	0.00%	60	62	96.77%	-0.39	-1.24



Dark Fiber - IOF (Diagnostic)									
Date	Numerator	Denominator	CLEC Resu	Standard D	Qwest Num	Qwest deno	Qwest Resu	Mod Z Scr	Parity Scr
Aug-02									
Sep-02									
Oct-02	2	2	100.00%	0.00%					
Nov-02	2	2	100.00%	0.00%					
Dec-02									
Jan-03	1	1	100.00%	0.00%					
Feb-03	4	4	100.00%	0.00%					
Mar-03	3	3	100.00%	0.00%					
Apr-03									
May-03									
Jun-03	1	1	100.00%	0.00%					
Jul-03	1	1	100.00%	0.00%					

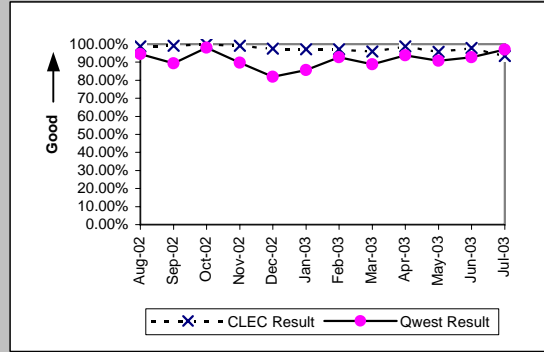


Unbundled Loop Analog (Parity)									
Date	Numerator	Denominator	CLEC Resu	Standard D	Qwest Num	Qwest deno	Qwest Resu	Mod Z Scr	Parity Scr
Aug-02	2187	2214	98.78%	10.98%	10683	15421	69.28%	-28.14	-18.11
Sep-02	2124	2140	99.25%	8.61%	10487	14987	69.97%	-27.64	-17.8
Oct-02	2011	2026	99.26%	8.57%	12625	15318	82.42%	-18.71	-12.38
Nov-02	1748	1785	97.93%	14.25%	10891	14357	75.86%	-20.55	-13.49
Dec-02	1898	1917	99.01%	9.91%	8962	12283	72.96%	-23.88	-15.52
Jan-03	2079	2104	98.81%	10.84%	8894	12417	71.63%	-25.58	-16.55
Feb-03	1693	1718	98.54%	11.98%	8871	12278	72.25%	-22.8	-14.86
Mar-03	1730	1757	98.46%	12.30%	8455	12147	69.61%	-24.58	-15.94
Apr-03	1794	1817	98.73%	11.18%	9353	12867	72.69%	-23.32	-15.18
May-03	1658	1687	98.28%	13.00%	9577	12953	73.94%	-21.43	-14.03
Jun-03	1598	1629	98.10%	13.66%	9340	13091	71.35%	-22.52	-14.69
Jul-03	1649	1674	98.51%	12.13%	9776	13770	70.99%	-23.42	-15.24

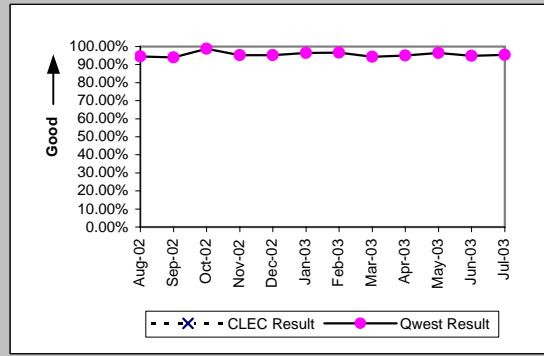


OP-5 - New Service Installation Quality (Percent)

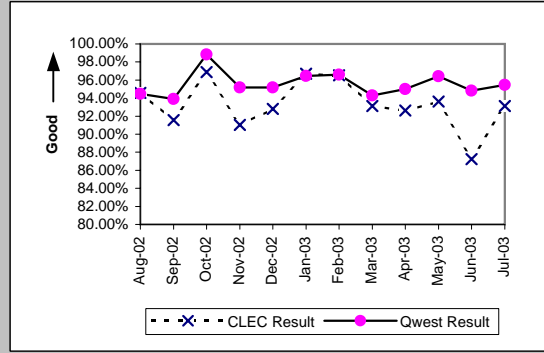
Unbundled Loop - 2 Wire Non-Loaded (Parity)									
Date	Numerator	Denominator	CLEC Resu	Standard D	Qwest Num	Qwest deno	Qwest Resu	Mod Z Scr	Parity Scr
Aug-02	229	232	98.71%	11.30%	308	326	94.48%	-2.16	-2.31
Sep-02	222	224	99.11%	9.41%	159	178	89.33%	-3.15	-2.92
Oct-02	244	244	100.00%	0.00%	202	206	98.06%	-1.49	-1.9
Nov-02	232	234	99.15%	9.21%	246	274	89.78%	-3.47	-3.11
Dec-02	192	197	97.46%	15.73%	182	222	81.98%	-4.11	-3.5
Jan-03	201	207	97.10%	16.78%	191	223	85.65%	-3.38	-3.06
Feb-03	207	213	97.18%	16.55%	266	287	92.68%	-1.91	-2.16
Mar-03	232	242	95.87%	19.90%	253	285	88.77%	-2.57	-2.56
Apr-03	227	230	98.70%	11.35%	225	240	93.75%	-2.21	-2.35
May-03	229	239	95.82%	20.02%	149	164	90.85%	-1.7	-2.03
Jun-03	269	275	97.82%	14.61%	129	139	92.81%	-1.86	-2.13
Jul-03	231	247	93.52%	24.61%	157	162	96.91%	1.52	-0.07



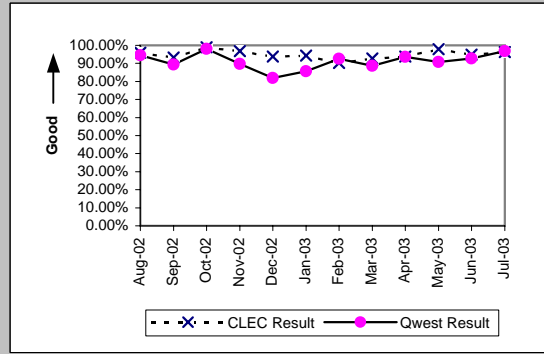
Unbundled Loop - 4 Wire Non-Loaded (Parity)									
Date	Numerator	Denominator	CLEC Resu	Standard D	Qwest Num	Qwest deno	Qwest Resu	Mod Z Scr	Parity Scr
Aug-02					924	978	94.48%		
Sep-02					906	965	93.89%		
Oct-02					1009	1021	98.82%		
Nov-02					869	913	95.18%		
Dec-02					712	748	95.19%		
Jan-03					758	786	96.44%		
Feb-03					794	822	96.59%		
Mar-03					774	821	94.28%		
Apr-03					836	880	95.00%		
May-03					914	948	96.41%		
Jun-03					949	1001	94.81%		
Jul-03					985	1032	95.45%		



Unbundled Loop - DS1 Capable (Parity)									
Date	Numerator	Denominator	CLEC Resu	Standard D	Qwest Num	Qwest deno	Qwest Resu	Mod Z Scr	Parity Scr
Aug-02	157	166	94.58%	22.64%	924	978	94.48%	-0.05	-1.03
Sep-02	152	166	91.57%	27.79%	906	965	93.89%	1.11	-0.33
Oct-02	155	160	96.88%	17.40%	1009	1021	98.82%	1.73	0.05
Nov-02	132	145	91.03%	28.57%	869	913	95.18%	1.93	0.17
Dec-02	129	139	92.81%	25.84%	712	748	95.19%	1.14	-0.31
Jan-03	147	152	96.71%	17.84%	758	786	96.44%	-0.17	-1.1
Feb-03	139	144	96.53%	18.31%	794	822	96.59%	0.08	-0.95
Mar-03	149	160	93.13%	25.30%	774	821	94.28%	0.58	-0.65
Apr-03	163	176	92.61%	26.15%	836	880	95.00%	1.23	-0.25
May-03	176	188	93.62%	24.44%	914	948	96.41%	1.69	0.03
Jun-03	157	180	87.22%	33.38%	949	1001	94.81%	3.48	1.11
Jul-03	135	145	93.10%	25.34%	985	1032	95.45%	1.2	-0.27

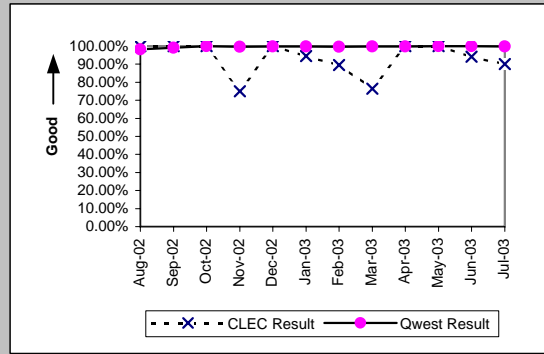


Unbundled Loop ISDN Capable (Parity)									
Date	Numerator	Denominator	CLEC Resu	Standard D	Qwest Num	Qwest deno	Qwest Resu	Mod Z Scr	Parity Scr
Aug-02	95	99	95.96%	19.69%	308	326	94.48%	-0.57	-1.34
Sep-02	84	90	93.33%	24.94%	159	178	89.33%	-1	-1.61
Oct-02	86	87	98.85%	10.66%	202	206	98.06%	-0.45	-1.27
Nov-02	91	94	96.81%	17.58%	246	274	89.78%	-1.94	-2.18
Dec-02	91	97	93.81%	24.09%	182	222	81.98%	-2.53	-2.54
Jan-03	100	106	94.34%	23.11%	191	223	85.65%	-2.1	-2.28
Feb-03	83	92	90.22%	29.71%	261	282	92.55%	0.72	-0.56
Mar-03	90	97	92.78%	25.88%	248	280	88.57%	-1.12	-1.68
Apr-03	106	113	93.81%	24.11%	220	235	93.62%	-0.07	-1.04
May-03	94	96	97.92%	14.28%	147	162	90.74%	-1.92	-2.17
Jun-03	93	98	94.90%	22.00%	127	137	92.70%	-0.64	-1.39
Jul-03	102	106	96.23%	19.06%	154	159	96.86%	0.23	-0.86

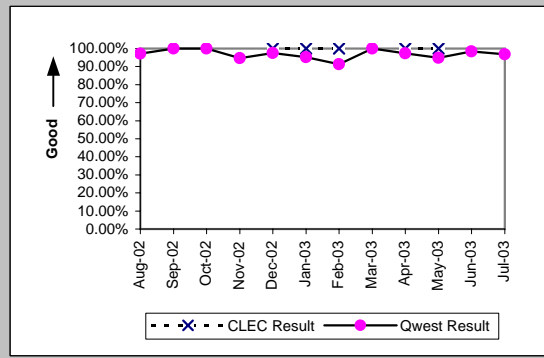


OP-5 - New Service Installation Quality (Percent)

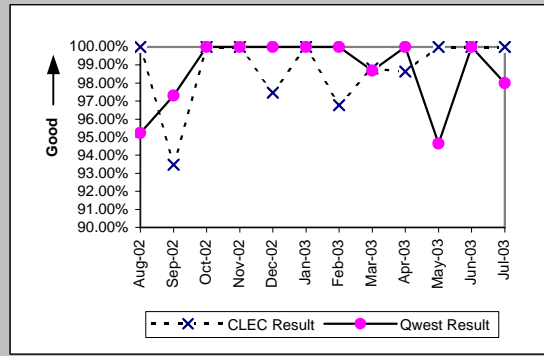
Unbundled Loop - ADSL Qualified (Parity)									
Date	Numerator	Denominator	CLEC Resu	Standard D	Qwest Num	Qwest deno	Qwest Resu	Mod Z Scr	Parity Scr
Aug-02	25	25	100.00%	0.00%	1111	1132	98.14%	-0.68	-1.41
Sep-02	13	13	100.00%	0.00%	1030	1039	99.13%	-0.33	-1.2
Oct-02	7	7	100.00%	0.00%	1088	1088	100.00%	N/A	N/A
Nov-02	6	8	75.00%	43.30%	979	983	99.59%	3.43	1.09
Dec-02	12	12	100.00%	0.00%	876	877	99.89%	-0.12	-1.07
Jan-03	17	18	94.44%	22.91%	930	931	99.89%	2.15	0.31
Feb-03	17	19	89.47%	30.69%	885	888	99.66%	2.97	0.81
Mar-03	13	17	76.47%	42.42%	789	791	99.75%	4.87	1.96
Apr-03	13	13	100.00%	0.00%	719	720	99.86%	-0.13	-1.08
May-03	11	11	100.00%	0.00%	596	596	100.00%	N/A	N/A
Jun-03	16	17	94.12%	23.53%	473	473	100.00%	N/A	0.35
Jul-03	18	20	90.00%	30.00%	395	396	99.75%	2.83	0.72



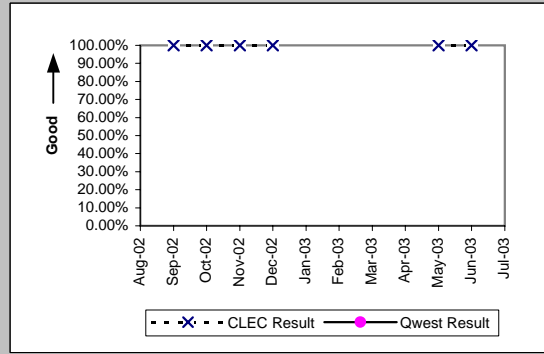
Unbundled Loop - DS3 Capable (Parity)									
Date	Numerator	Denominator	CLEC Resu	Standard D	Qwest Num	Qwest deno	Qwest Resu	Mod Z Scr	Parity Scr
Aug-02					69	71	97.18%		
Sep-02					65	65	100.00%		
Oct-02					48	48	100.00%		
Nov-02					36	38	94.74%		
Dec-02	1	1	100.00%	0.00%	39	40	97.50%	-0.16	-1.1
Jan-03	1	1	100.00%	0.00%	40	42	95.24%	-0.22	-1.13
Feb-03	1	1	100.00%	0.00%	42	46	91.30%	-0.31	-1.19
Mar-03					58	58	100.00%		
Apr-03	1	1	100.00%	0.00%	71	73	97.26%	-0.17	-1.1
May-03	1	1	100.00%	0.00%	73	77	94.81%	-0.23	-1.14
Jun-03					59	60	98.33%		
Jul-03					60	62	96.77%		



LIS Trunk (Parity)									
Date	Numerator	Denominator	CLEC Resu	Standard D	Qwest Num	Qwest deno	Qwest Resu	Mod Z Scr	Parity Scr
Aug-02	43	43	100.00%	0.00%	40	42	95.24%	-1.03	-1.63
Sep-02	43	46	93.48%	24.69%	36	37	97.30%	0.69	-0.58
Oct-02	49	49	100.00%	0.00%	63	63	100.00%	N/A	N/A
Nov-02	69	69	100.00%	0.00%	56	56	100.00%	N/A	N/A
Dec-02	77	79	97.47%	15.71%	31	31	100.00%	N/A	-0.58
Jan-03	89	89	100.00%	0.00%	46	46	100.00%	N/A	N/A
Feb-03	90	93	96.77%	17.67%	66	66	100.00%	N/A	-0.17
Mar-03	83	84	98.81%	10.85%	75	76	98.68%	-0.07	-1.04
Apr-03	72	73	98.63%	11.62%	57	57	100.00%	N/A	-0.65
May-03	53	53	100.00%	0.00%	53	56	94.64%	-1.24	-1.75
Jun-03	38	38	100.00%	0.00%	64	64	100.00%	N/A	N/A
Jul-03	25	25	100.00%	0.00%	49	50	98.00%	-0.58	-1.35

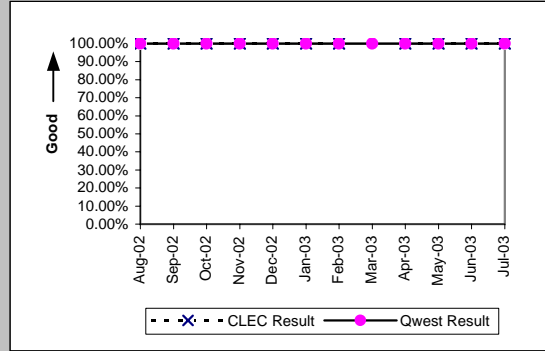


Dark Fiber - Loop (Diagnostic)									
Date	Numerator	Denominator	CLEC Resu	Standard D	Qwest Num	Qwest deno	Qwest Resu	Mod Z Scr	Parity Scr
Aug-02									
Sep-02	1	1	100.00%	0.00%					
Oct-02	4	4	100.00%	0.00%					
Nov-02	4	4	100.00%	0.00%					
Dec-02	1	1	100.00%	0.00%					
Jan-03									
Feb-03									
Mar-03									
Apr-03									
May-03	1	1	100.00%	0.00%					
Jun-03	1	1	100.00%	0.00%					
Jul-03									



OP-5 - New Service Installation Quality (Percent)

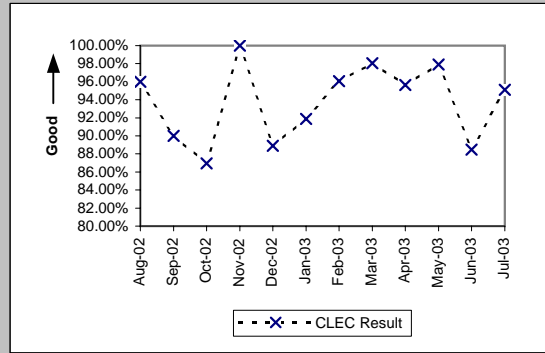
E911 (Parity)										
Date	Numerator	Denominator	CLEC Resu	Standard D	Qwest Num	Qwest deno	Qwest Resu	Mod Z Scr	Parity Scr	
Aug-02	1	1	100.00%	0.00%	3	3	100.00%	N/A	N/A	
Sep-02	2	2	100.00%	0.00%	4	4	100.00%	N/A	N/A	
Oct-02	2	2	100.00%	0.00%	7	7	100.00%	N/A	N/A	
Nov-02	2	2	100.00%	0.00%	5	5	100.00%	N/A	N/A	
Dec-02	2	2	100.00%	0.00%	7	7	100.00%	N/A	N/A	
Jan-03	2	2	100.00%	0.00%	10	10	100.00%	N/A	N/A	
Feb-03	1	1	100.00%	0.00%	6	6	100.00%	N/A	N/A	
Mar-03					6	6	100.00%			
Apr-03	1	1	100.00%	0.00%	18	18	100.00%	N/A	N/A	
May-03	4	4	100.00%	0.00%	21	21	100.00%	N/A	N/A	
Jun-03	3	3	100.00%	0.00%	56	56	100.00%	N/A	N/A	
Jul-03	1	1	100.00%	0.00%	58	58	100.00%	N/A	N/A	





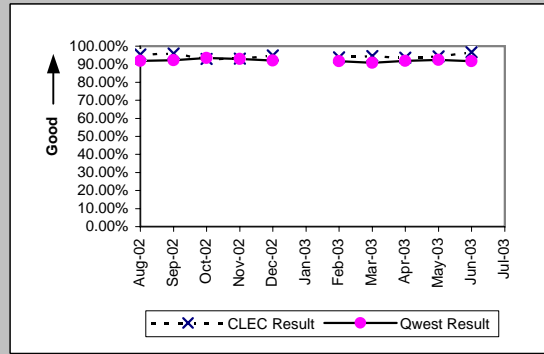
OP-5 - New Service Installation Quality (Percent)

Enhanced Extended Loops (EELs) (Diagnostic)					
Date	Numerator	Denominator	CLEC Result	Standard Dev	
Aug-02	24	25	96.00%	19.60%	
Sep-02	18	20	90.00%	30.00%	
Oct-02	20	23	86.96%	33.68%	
Nov-02	32	32	100.00%	0.00%	
Dec-02	24	27	88.89%	31.43%	
Jan-03	34	37	91.89%	27.30%	
Feb-03	49	51	96.08%	19.41%	
Mar-03	50	51	98.04%	13.86%	
Apr-03	44	46	95.65%	20.39%	
May-03	47	48	97.92%	14.28%	
Jun-03	46	52	88.46%	31.95%	
Jul-03	39	41	95.12%	21.54%	

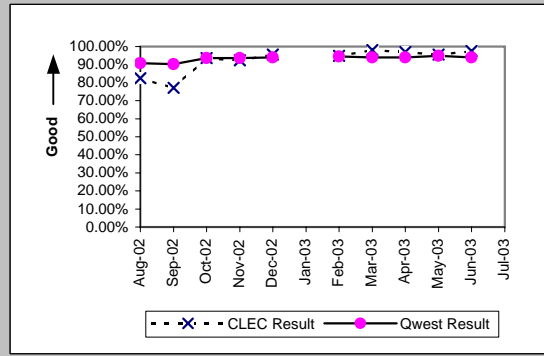


OP-5\* - New Service Installation Quality (Percent)

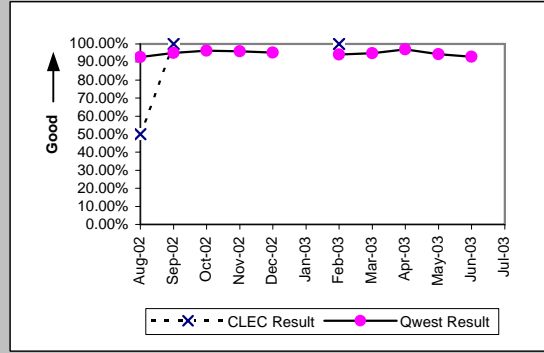
Residence (Parity)									
Date	CLEC Num	CLEC Denc	CLEC Resu	CLEC Std E	Qwest Num	Qwest Denc	Qwest Resu	Mod Z Scr	Parity Scr
Aug-02	1283	1346	95.32%	21.12%	39673	43234	91.76%	-4.67	-3.84
Sep-02	1073	1118	95.98%	19.65%	40363	43819	92.11%	-4.73	-3.88
Oct-02	777	837	92.83%	25.80%	40995	43855	93.48%	0.75	-0.54
Nov-02	797	857	93.00%	25.52%	37257	40117	92.87%	-0.14	-1.09
Dec-02	1227	1293	94.90%	22.01%	31521	34286	91.94%	-3.84	-3.33
Jan-03									
Feb-03	1653	1763	93.76%	24.19%	31299	34160	91.62%	-3.16	-2.92
Mar-03	1506	1593	94.54%	22.72%	30608	33697	90.83%	-5.01	-4.04
Apr-03	1191	1272	93.63%	24.42%	32873	35768	91.91%	-2.22	-2.35
May-03	995	1055	94.31%	23.16%	33951	36784	92.30%	-2.42	-2.47
Jun-03	825	853	96.72%	17.82%	34830	37981	91.70%	-5.25	-4.19
Jul-03									



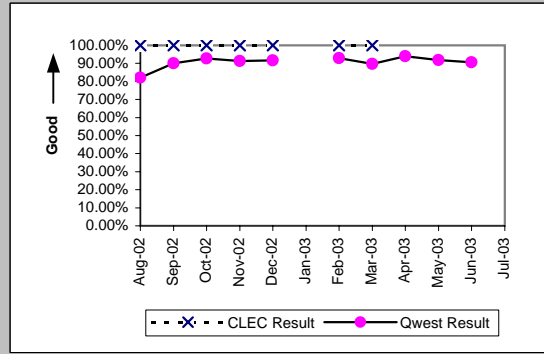
Business (Parity)									
Date	CLEC Num	CLEC Denc	CLEC Resu	CLEC Std E	Qwest Num	Qwest Denc	Qwest Resu	Mod Z Scr	Parity Scr
Aug-02	80	97	82.47%	38.02%	3458	3811	90.74%	2.52	0.53
Sep-02	64	83	77.11%	42.01%	3327	3684	90.31%	3.49	1.12
Oct-02	59	63	93.65%	24.38%	3697	3950	93.59%	-0.02	-1.01
Nov-02	49	53	92.45%	26.42%	3700	3953	93.60%	0.39	-0.76
Dec-02	43	45	95.56%	20.61%	3151	3353	93.98%	-0.44	-1.27
Jan-03									
Feb-03	55	58	94.83%	22.15%	3350	3544	94.53%	-0.1	-1.06
Mar-03	50	51	98.04%	13.86%	3330	3546	93.91%	-1.22	-1.74
Apr-03	66	68	97.06%	16.90%	3416	3638	93.90%	-1.08	-1.66
May-03	64	67	95.52%	20.68%	3455	3642	94.87%	-0.24	-1.15
Jun-03	40	41	97.56%	15.43%	3422	3642	93.96%	-0.96	-1.59
Jul-03									



Centrex (Parity)									
Date	CLEC Num	CLEC Denc	CLEC Resu	CLEC Std E	Qwest Num	Qwest Denc	Qwest Resu	Mod Z Scr	Parity Scr
Aug-02	1	2	50.00%	50.00%	461	497	92.76%	1.46	-0.11
Sep-02	1	1	100.00%	0.00%	594	625	95.04%	-0.23	-1.14
Oct-02					544	565	96.28%		
Nov-02					504	525	96.00%		
Dec-02					464	487	95.28%		
Jan-03									
Feb-03	1	1	100.00%	0.00%	413	439	94.08%	-0.25	-1.15
Mar-03					488	514	94.94%		
Apr-03					461	475	97.05%		
May-03					367	389	94.34%		
Jun-03					445	479	92.90%		
Jul-03									



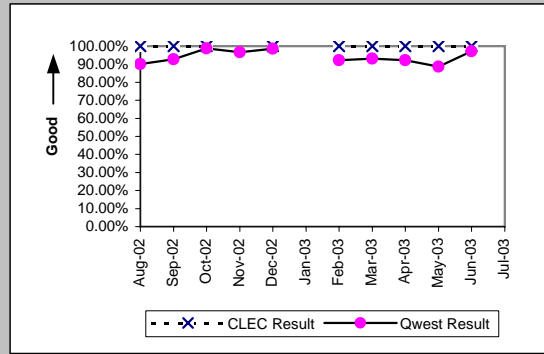
Centrex 21 (Parity)									
Date	CLEC Num	CLEC Denc	CLEC Resu	CLEC Std E	Qwest Num	Qwest Denc	Qwest Resu	Mod Z Scr	Parity Scr
Aug-02	1	1	100.00%	0.00%	174	212	82.08%	-0.47	-1.28
Sep-02	1	1	100.00%	0.00%	227	252	90.08%	-0.33	-1.2
Oct-02	1	1	100.00%	0.00%	244	263	92.78%	-0.28	-1.17
Nov-02	1	1	100.00%	0.00%	198	217	91.24%	-0.31	-1.19
Dec-02	1	1	100.00%	0.00%	188	205	91.71%	-0.3	-1.18
Jan-03									
Feb-03	1	1	100.00%	0.00%	172	185	92.97%	-0.27	-1.17
Mar-03	1	1	100.00%	0.00%	183	204	89.71%	-0.34	-1.21
Apr-03					203	216	93.98%		
May-03					193	210	91.90%		
Jun-03					211	233	90.56%		
Jul-03									



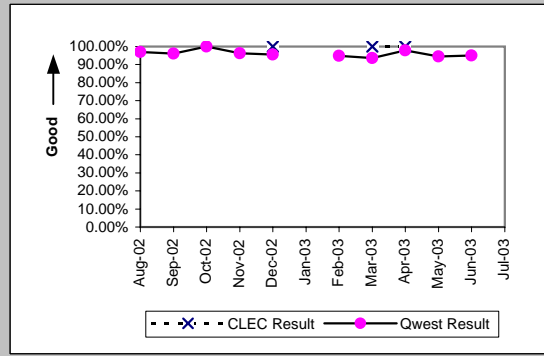
\*Results exclude No Trouble Found and Test OK reports unless QWEST trouble is found on another report within 30 days of the original report. A 30-day window necessitates reporting a month behind

OP-5\* - New Service Installation Quality (Percent)

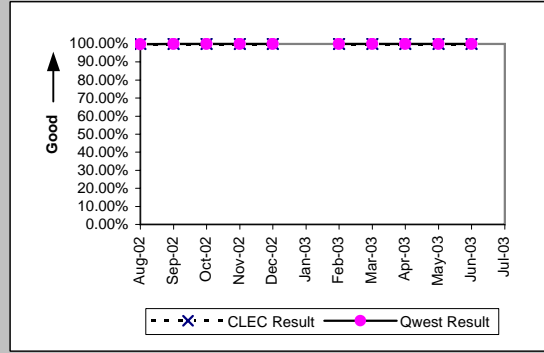
PBX (Parity)									
Date	CLEC Num	CLEC Denc	CLEC Resu	CLEC Std E	Qwest Num	Qwest Denc	Qwest Resu	Mod Z Scr	Parity Scr
Aug-02	2	2	100.00%	0.00%	91	101	90.10%	-0.46	-1.28
Sep-02	3	3	100.00%	0.00%	76	82	92.68%	-0.48	-1.29
Oct-02	1	1	100.00%	0.00%	77	78	98.72%	-0.11	-1.07
Nov-02					88	91	96.70%		
Dec-02	1	1	100.00%	0.00%	67	68	98.53%	-0.12	-1.07
Jan-03									
Feb-03	1	1	100.00%	0.00%	59	64	92.19%	-0.29	-1.18
Mar-03	1	1	100.00%	0.00%	68	73	93.15%	-0.27	-1.16
Apr-03	1	1	100.00%	0.00%	71	77	92.21%	-0.29	-1.18
May-03	1	1	100.00%	0.00%	70	79	88.61%	-0.36	-1.22
Jun-03	3	3	100.00%	0.00%	70	72	97.22%	-0.29	-1.17
Jul-03									



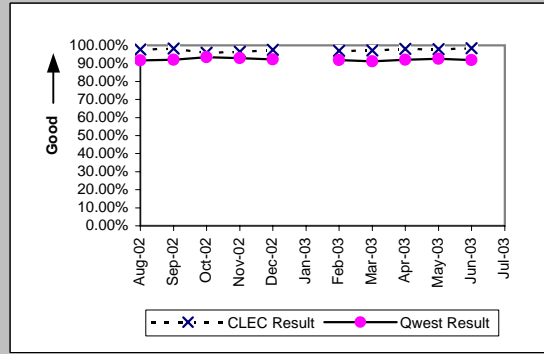
Basic Rate ISDN (Parity)									
Date	CLEC Num	CLEC Denc	CLEC Resu	CLEC Std E	Qwest Num	Qwest Denc	Qwest Resu	Mod Z Scr	Parity Scr
Aug-02					316	326	96.93%		
Sep-02					171	178	96.07%		
Oct-02					206	206	100.00%		
Nov-02					264	274	96.35%		
Dec-02	1	1	100.00%	0.00%	212	222	95.50%	-0.22	-1.13
Jan-03									
Feb-03					272	287	94.77%		
Mar-03	1	1	100.00%	0.00%	267	285	93.68%	-0.26	-1.16
Apr-03	1	1	100.00%	0.00%	235	240	97.92%	-0.15	-1.09
May-03					155	164	94.51%		
Jun-03					132	139	94.96%		
Jul-03									



Qwest DSL (Parity)									
Date	CLEC Num	CLEC Denc	CLEC Resu	CLEC Std E	Qwest Num	Qwest Denc	Qwest Resu	Mod Z Scr	Parity Scr
Aug-02	90	90	100.00%	0.00%	7500	7513	99.83%	-0.39	-1.24
Sep-02	98	98	100.00%	0.00%	6446	6451	99.92%	-0.27	-1.17
Oct-02	44	44	100.00%	0.00%	6437	6440	99.95%	-0.14	-1.09
Nov-02	35	35	100.00%	0.00%	5620	5623	99.95%	-0.14	-1.08
Dec-02	42	42	100.00%	0.00%	5309	5310	99.98%	-0.09	-1.05
Jan-03									
Feb-03	29	29	100.00%	0.00%	5650	5652	99.96%	-0.1	-1.06
Mar-03	31	31	100.00%	0.00%	5199	5201	99.96%	-0.11	-1.07
Apr-03	29	29	100.00%	0.00%	5459	5460	99.98%	-0.07	-1.04
May-03	22	22	100.00%	0.00%	5264	5264	100.00%	N/A	N/A
Jun-03	21	21	100.00%	0.00%	5058	5058	100.00%	N/A	N/A
Jul-03									



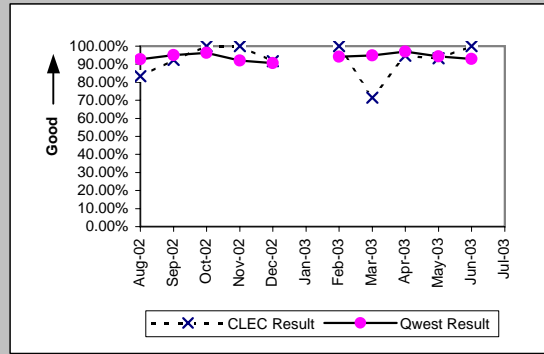
UNE - P (POTS) (Parity)									
Date	CLEC Num	CLEC Denc	CLEC Resu	CLEC Std E	Qwest Num	Qwest Denc	Qwest Resu	Mod Z Scr	Parity Scr
Aug-02	1374	1406	97.72%	14.91%	43131	47045	91.68%	-8.09	-5.92
Sep-02	1285	1308	98.24%	13.14%	43690	47503	91.97%	-8.23	-6
Oct-02	1480	1542	95.98%	19.64%	44691	47804	93.49%	-3.9	-3.37
Nov-02	1710	1772	96.50%	18.38%	40957	44070	92.94%	-5.74	-4.49
Dec-02	2104	2156	97.59%	15.34%	34672	37639	92.12%	-9.17	-6.57
Jan-03									
Feb-03	3050	3147	96.92%	17.28%	34649	37704	91.90%	-9.32	-7.03
Mar-03	5945	6119	97.16%	16.62%	33938	37243	91.13%	-15.37	-10.35
Apr-03	7591	7748	97.97%	14.09%	36289	39406	92.09%	-17.54	-11.66
May-03	8246	8418	97.96%	14.15%	37406	40426	92.53%	-17.23	-11.48
Jun-03	8850	9001	98.32%	12.84%	38251	41622	91.90%	-20.25	-13.31
Jul-03									



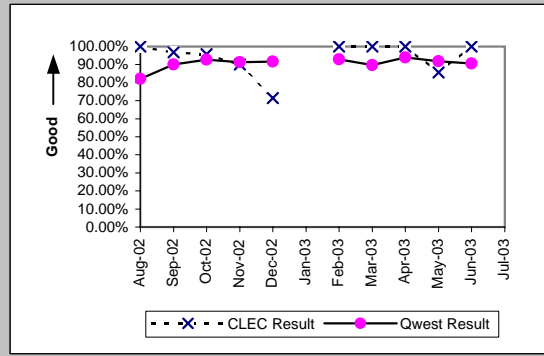
\*Results exclude No Trouble Found and Test OK reports unless QWEST trouble is found on another report within 30 days of the original report. A 30-day window necessitates reporting a month behind

OP-5\* - New Service Installation Quality (Percent)

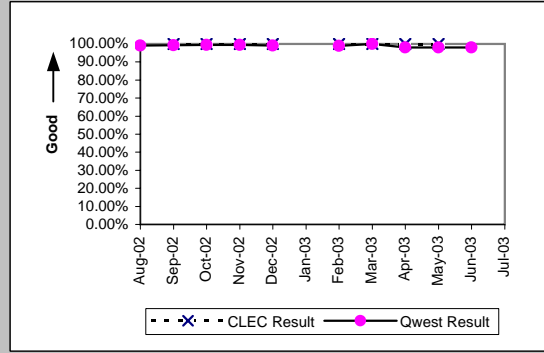
UNE P (Centrex) (Parity)									
Date	CLEC Num	CLEC Denc	CLEC Resu	CLEC Std E	Qwest Num	Qwest Denc	Qwest Resu	Mod Z Scr	Parity Scr
Aug-02	10	12	83.33%	37.27%	461	497	92.76%	1.11	-0.33
Sep-02	12	13	92.31%	26.65%	594	625	95.04%	0.47	-0.72
Oct-02	12	12	100.00%	0.00%	544	565	96.28%	-0.67	-1.41
Nov-02	11	11	100.00%	0.00%	483	525	92.00%	-0.97	-1.59
Dec-02	11	12	91.67%	27.64%	441	487	90.55%	-0.13	-1.08
Jan-03									
Feb-03	11	11	100.00%	0.00%	413	439	94.08%	-0.82	-1.5
Mar-03	10	14	71.43%	45.18%	488	514	94.94%	2.8	0.7
Apr-03	18	19	94.74%	22.33%	461	475	97.05%	0.56	-0.66
May-03	14	15	93.33%	24.94%	367	389	94.34%	0.22	-0.87
Jun-03	11	11	100.00%	0.00%	445	479	92.90%	-0.91	-1.55
Jul-03									



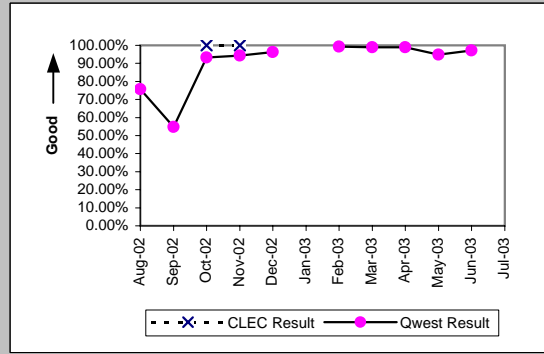
UNE P (Centrex 21) (Parity)									
Date	CLEC Num	CLEC Denc	CLEC Resu	CLEC Std E	Qwest Num	Qwest Denc	Qwest Resu	Mod Z Scr	Parity Scr
Aug-02	51	51	100.00%	0.00%	174	212	82.08%	-3	-2.82
Sep-02	59	61	96.72%	17.81%	227	252	90.08%	-1.56	-1.95
Oct-02	23	24	95.83%	19.98%	244	263	92.78%	-0.55	-1.34
Nov-02	9	10	90.00%	30.00%	198	217	91.24%	0.18	-0.89
Dec-02	10	14	71.43%	45.18%	188	205	91.71%	2.11	0.28
Jan-03									
Feb-03	9	9	100.00%	0.00%	172	185	92.97%	-0.81	-1.49
Mar-03	8	8	100.00%	0.00%	183	204	89.71%	-0.94	-1.57
Apr-03	6	6	100.00%	0.00%	203	216	93.98%	-0.61	-1.37
May-03	6	7	85.71%	34.99%	193	210	91.90%	0.55	-0.66
Jun-03	4	4	100.00%	0.00%	211	233	90.56%	-0.64	-1.39
Jul-03									



ISDN Primary (Parity)									
Date	CLEC Num	CLEC Denc	CLEC Resu	CLEC Std E	Qwest Num	Qwest Denc	Qwest Resu	Mod Z Scr	Parity Scr
Aug-02					345	348	99.14%		
Sep-02	1	1	100.00%	0.00%	143	144	99.31%	-0.08	-1.05
Oct-02	2	2	100.00%	0.00%	168	169	99.41%	-0.11	-1.07
Nov-02	4	4	100.00%	0.00%	221	222	99.55%	-0.13	-1.08
Dec-02	3	3	100.00%	0.00%	230	232	99.14%	-0.16	-1.1
Jan-03									
Feb-03	1	1	100.00%	0.00%	96	97	98.97%	-0.1	-1.06
Mar-03	1	1	100.00%	0.00%	98	98	100.00%	N/A	N/A
Apr-03	1	1	100.00%	0.00%	103	105	98.10%	-0.14	-1.08
May-03	1	1	100.00%	0.00%	97	99	97.98%	-0.14	-1.09
Jun-03					145	148	97.97%		
Jul-03									



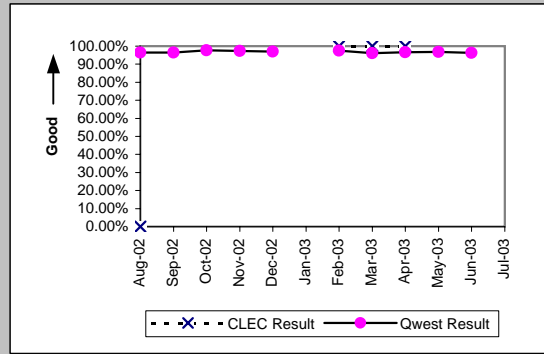
DS0 (Parity)									
Date	CLEC Num	CLEC Denc	CLEC Resu	CLEC Std E	Qwest Num	Qwest Denc	Qwest Resu	Mod Z Scr	Parity Scr
Aug-02					84	111	75.68%		
Sep-02					57	104	54.81%		
Oct-02	1	1	100.00%	0.00%	98	105	93.33%	-0.27	-1.16
Nov-02	1	1	100.00%	0.00%	118	125	94.40%	-0.24	-1.15
Dec-02					76	79	96.20%		
Jan-03									
Feb-03					267	269	99.26%		
Mar-03					182	184	98.91%		
Apr-03					181	183	98.91%		
May-03					110	116	94.83%		
Jun-03					101	104	97.12%		
Jul-03									



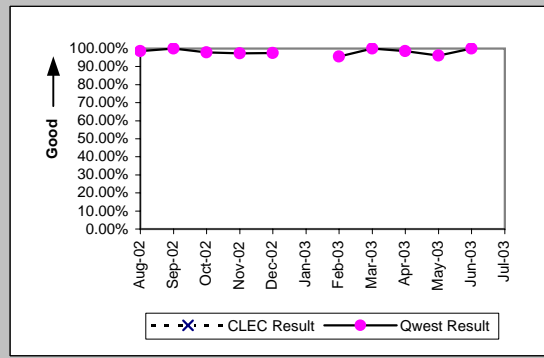
\*Results exclude No Trouble Found and Test OK reports unless QWEST trouble is found on another report within 30 days of the original report. A 30-day window necessitates reporting a month behind

OP-5\* - New Service Installation Quality (Percent)

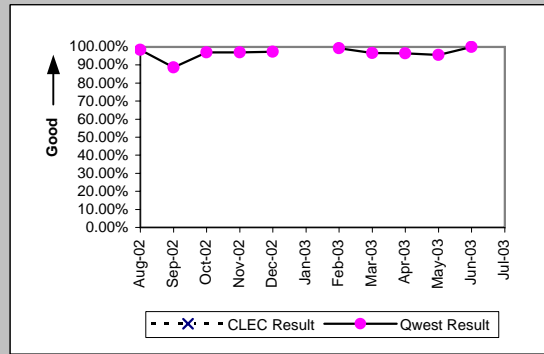
DS1 (Parity)									
Date	CLEC Num	CLEC Denc	CLEC Resu	CLEC Std E	Qwest Num	Qwest Denc	Qwest Resu	Mod Z Scr	Parity Scr
Aug-02	0	1	0.00%	0.00%	944	978	96.52%	2.12	0.29
Sep-02					930	965	96.37%		
Oct-02					997	1021	97.65%		
Nov-02					889	913	97.37%		
Dec-02					726	748	97.06%		
Jan-03									
Feb-03	2	2	100.00%	0.00%	802	822	97.57%	-0.22	-1.14
Mar-03	3	3	100.00%	0.00%	789	821	96.10%	-0.35	-1.21
Apr-03	2	2	100.00%	0.00%	850	880	96.59%	-0.27	-1.16
May-03					917	948	96.73%		
Jun-03					964	1001	96.30%		
Jul-03									



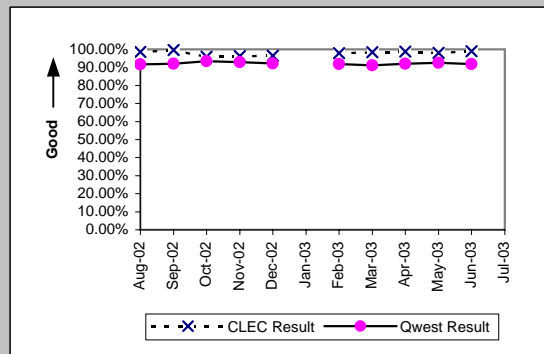
DS3 (Parity)									
Date	CLEC Num	CLEC Denc	CLEC Resu	CLEC Std E	Qwest Num	Qwest Denc	Qwest Resu	Mod Z Scr	Parity Scr
Aug-02					70	71	98.59%		
Sep-02					65	65	100.00%		
Oct-02					47	48	97.92%		
Nov-02					37	38	97.37%		
Dec-02					39	40	97.50%		
Jan-03									
Feb-03					44	46	95.65%		
Mar-03					58	58	100.00%		
Apr-03					72	73	98.63%		
May-03					74	77	96.10%		
Jun-03					60	60	100.00%		
Jul-03									



Frame Relay (Parity)									
Date	CLEC Num	CLEC Denc	CLEC Resu	CLEC Std E	Qwest Num	Qwest Denc	Qwest Resu	Mod Z Scr	Parity Scr
Aug-02					176	179	98.32%		
Sep-02					148	167	88.62%		
Oct-02					223	230	96.96%		
Nov-02					225	232	96.98%		
Dec-02					185	190	97.37%		
Jan-03									
Feb-03					127	128	99.22%		
Mar-03					115	119	96.64%		
Apr-03					111	115	96.52%		
May-03					106	111	95.50%		
Jun-03					88	88	100.00%		
Jul-03									



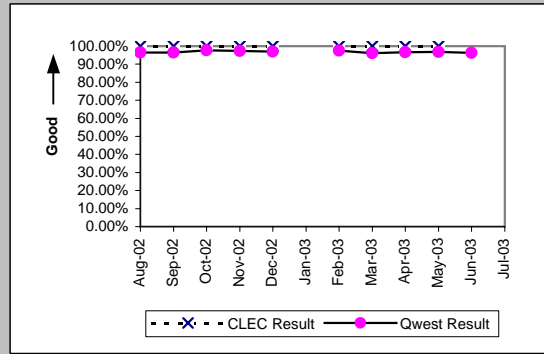
Line Sharing (Parity)									
Date	CLEC Num	CLEC Denc	CLEC Resu	CLEC Std E	Qwest Num	Qwest Denc	Qwest Resu	Mod Z Scr	Parity Scr
Aug-02	464	471	98.51%	12.10%	43131	47045	91.68%	-5.34	-4.25
Sep-02	469	471	99.58%	6.50%	43690	47503	91.97%	-6.04	-4.67
Oct-02	554	578	95.85%	19.95%	44691	47804	93.49%	-2.29	-2.39
Nov-02	634	658	96.35%	18.75%	40957	44070	92.94%	-3.4	-3.06
Dec-02	572	593	96.46%	18.48%	34672	37639	92.12%	-3.89	-3.37
Jan-03									
Feb-03	665	679	97.94%	14.21%	34649	37704	91.90%	-5.72	-4.48
Mar-03	650	661	98.34%	12.79%	33938	37243	91.13%	-6.46	-4.93
Apr-03	700	709	98.73%	11.20%	36289	39406	92.09%	-6.49	-4.95
May-03	827	843	98.10%	13.65%	37406	40426	92.53%	-6.09	-4.7
Jun-03	1011	1021	99.02%	9.85%	38251	41622	91.90%	-8.24	-6.01
Jul-03									



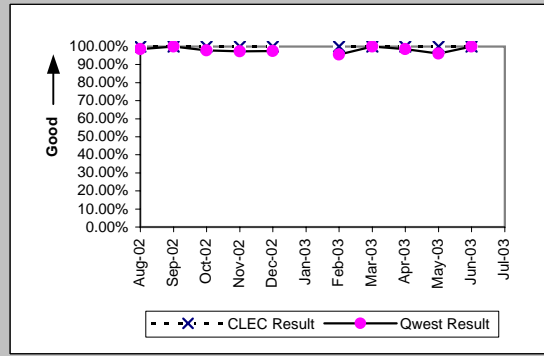
\*Results exclude No Trouble Found and Test OK reports unless QWEST trouble is found on another report within 30 days of the original report. A 30-day window necessitates reporting a month behind

OP-5\* - New Service Installation Quality (Percent)

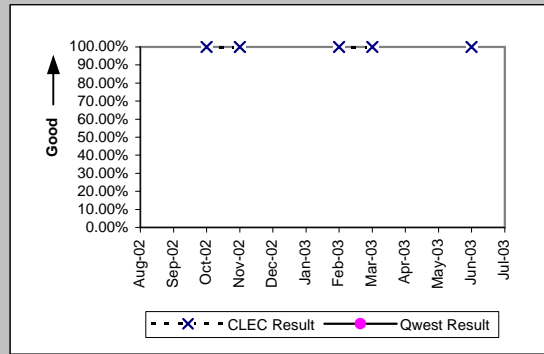
UDIT DS1 (Parity)									
Date	Numerator	Denominator	CLEC Resu	Standard D	Qwest Num	Qwest deno	Qwest Resu	Mod Z Scr	Parity Scr
Aug-02	4	4	100.00%	0.00%	944	978	96.52%	-0.38	-1.23
Sep-02	3	3	100.00%	0.00%	930	965	96.37%	-0.34	-1.2
Oct-02	3	3	100.00%	0.00%	997	1021	97.65%	-0.27	-1.16
Nov-02	2	2	100.00%	0.00%	889	913	97.37%	-0.23	-1.14
Dec-02	5	5	100.00%	0.00%	726	748	97.06%	-0.39	-1.24
Jan-03									
Feb-03	7	7	100.00%	0.00%	802	822	97.57%	-0.42	-1.25
Mar-03	2	2	100.00%	0.00%	789	821	96.10%	-0.28	-1.17
Apr-03	2	2	100.00%	0.00%	850	880	96.59%	-0.27	-1.16
May-03	2	2	100.00%	0.00%	917	948	96.73%	-0.26	-1.16
Jun-03					964	1001	96.30%		
Jul-03									



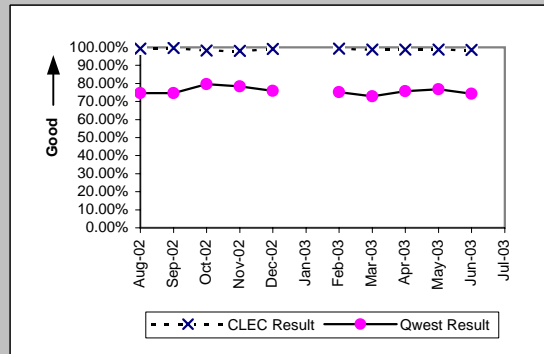
UDIT Above DS1 Level (Parity)									
Date	Numerator	Denominator	CLEC Resu	Standard D	Qwest Num	Qwest deno	Qwest Resu	Mod Z Scr	Parity Scr
Aug-02	2	2	100.00%	0.00%	70	71	98.59%	-0.17	-1.1
Sep-02	7	7	100.00%	0.00%	65	65	100.00%	N/A	N/A
Oct-02	7	7	100.00%	0.00%	47	48	97.92%	-0.36	-1.22
Nov-02	4	4	100.00%	0.00%	37	38	97.37%	-0.31	-1.19
Dec-02	2	2	100.00%	0.00%	39	40	97.50%	-0.22	-1.13
Jan-03									
Feb-03	1	1	100.00%	0.00%	44	46	95.65%	-0.21	-1.13
Mar-03	2	2	100.00%	0.00%	58	58	100.00%	N/A	N/A
Apr-03	2	2	100.00%	0.00%	72	73	98.63%	-0.16	-1.1
May-03	1	1	100.00%	0.00%	74	77	96.10%	-0.2	-1.12
Jun-03	4	4	100.00%	0.00%	60	60	100.00%	N/A	N/A
Jul-03									



Dark Fiber - IOF (Diagnostic)									
Date	Numerator	Denominator	CLEC Resu	Standard D	Qwest Num	Qwest deno	Qwest Resu	Mod Z Scr	Parity Scr
Aug-02									
Sep-02									
Oct-02	2	2	100.00%	0.00%					
Nov-02	2	2	100.00%	0.00%					
Dec-02									
Jan-03									
Feb-03	4	4	100.00%	0.00%					
Mar-03	3	3	100.00%	0.00%					
Apr-03									
May-03									
Jun-03	1	1	100.00%	0.00%					
Jul-03									



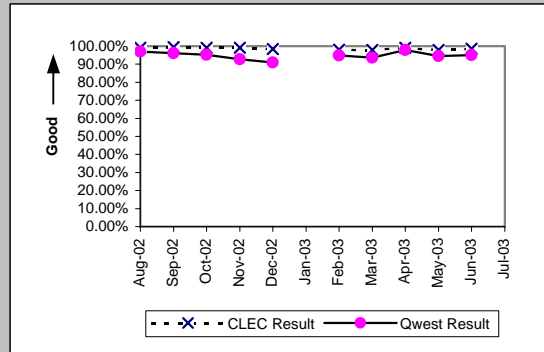
Unbundled Loop Analog (Parity)									
Date	Numerator	Denominator	CLEC Resu	Standard D	Qwest Num	Qwest deno	Qwest Resu	Mod Z Scr	Parity Scr
Aug-02	2199	2214	99.32%	8.20%	11507	15421	74.62%	-24.98	-16.18
Sep-02	2134	2140	99.72%	5.29%	11174	14987	74.56%	-25	-16.2
Oct-02	1990	2026	98.22%	13.21%	12205	15318	79.68%	-19.5	-12.85
Nov-02	1749	1785	97.98%	14.06%	11244	14357	78.32%	-19.02	-12.56
Dec-02	1901	1917	99.17%	9.10%	9316	12283	75.84%	-22.19	-14.49
Jan-03									
Feb-03	1705	1718	99.24%	8.67%	9223	12278	75.12%	-21.66	-14.17
Mar-03	1734	1757	98.69%	11.37%	8842	12147	72.79%	-22.8	-14.86
Apr-03	1795	1817	98.79%	10.94%	9750	12867	75.78%	-21.43	-14.03
May-03	1667	1687	98.81%	10.82%	9933	12953	76.68%	-20.22	-13.29
Jun-03	1606	1629	98.59%	11.80%	9720	13091	74.25%	-21.19	-13.88
Jul-03									



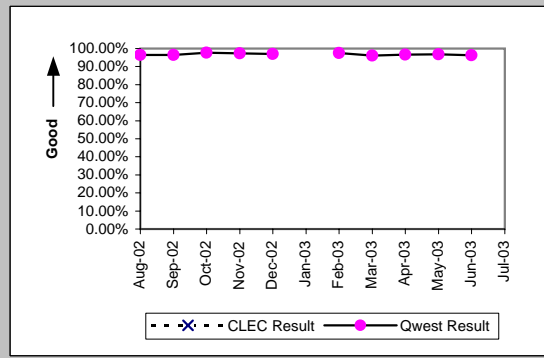
\*Results exclude No Trouble Found and Test OK reports unless QWEST trouble is found on another report within 30 days of the original report. A 30-day window necessitates reporting a month behind

OP-5\* - New Service Installation Quality (Percent)

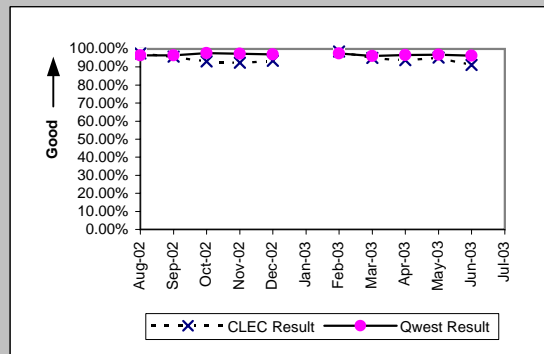
Unbundled Loop - 2 Wire Non-Loaded (Parity)									
Date	Numerator	Denominator	CLEC Resu	Standard D	Qwest Num	Qwest deno	Qwest Resu	Mod Z Scr	Parity Scr
Aug-02	230	232	99.14%	9.24%	316	326	96.93%	-1.49	-1.91
Sep-02	223	224	99.55%	6.67%	171	178	96.07%	-1.79	-2.09
Oct-02	242	244	99.18%	9.02%	196	206	95.15%	-1.98	-2.21
Nov-02	232	234	99.15%	9.21%	254	274	92.70%	-2.78	-2.69
Dec-02	194	197	98.48%	12.25%	202	222	90.99%	-2.67	-2.62
Jan-03									
Feb-03	209	213	98.12%	13.57%	272	287	94.77%	-1.66	-2.01
Mar-03	237	242	97.93%	14.22%	267	285	93.68%	-2	-2.22
Apr-03	228	230	99.13%	9.28%	235	240	97.92%	-0.92	-1.56
May-03	234	239	97.91%	14.31%	155	164	94.51%	-1.47	-1.89
Jun-03	271	275	98.55%	11.97%	132	139	94.96%	-1.57	-1.96
Jul-03									



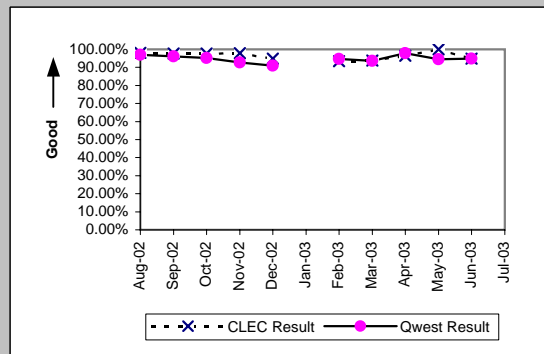
Unbundled Loop - 4 Wire Non-Loaded (Parity)									
Date	Numerator	Denominator	CLEC Resu	Standard D	Qwest Num	Qwest deno	Qwest Resu	Mod Z Scr	Parity Scr
Aug-02					944	978	96.52%		
Sep-02					930	965	96.37%		
Oct-02					997	1021	97.65%		
Nov-02					889	913	97.37%		
Dec-02					726	748	97.06%		
Jan-03									
Feb-03					802	822	97.57%		
Mar-03					789	821	96.10%		
Apr-03					850	880	96.59%		
May-03					917	948	96.73%		
Jun-03					964	1001	96.30%		
Jul-03									



Unbundled Loop - DS1 Capable (Parity)									
Date	Numerator	Denominator	CLEC Resu	Standard D	Qwest Num	Qwest deno	Qwest Resu	Mod Z Scr	Parity Scr
Aug-02	162	166	97.59%	15.33%	944	978	96.52%	-0.69	-1.42
Sep-02	159	166	95.78%	20.10%	930	965	96.37%	0.4	-0.76
Oct-02	149	160	93.13%	25.30%	997	1021	97.65%	2.76	0.68
Nov-02	134	145	92.41%	26.48%	889	913	97.37%	2.73	0.66
Dec-02	130	139	93.53%	24.61%	726	748	97.06%	1.92	0.17
Jan-03									
Feb-03	142	144	98.61%	11.70%	802	822	97.57%	-0.75	-1.46
Mar-03	152	160	95.00%	21.79%	789	821	96.10%	0.66	-0.6
Apr-03	165	176	93.75%	24.21%	850	880	96.59%	1.67	0.02
May-03	179	188	95.21%	21.35%	917	948	96.73%	1.02	-0.38
Jun-03	164	180	91.11%	28.46%	964	1001	96.30%	2.81	0.71
Jul-03									



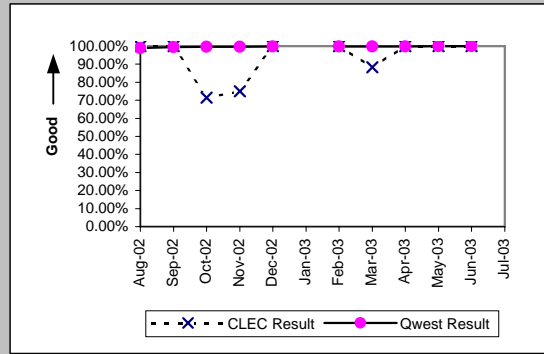
Unbundled Loop ISDN Capable (Parity)									
Date	Numerator	Denominator	CLEC Resu	Standard D	Qwest Num	Qwest deno	Qwest Resu	Mod Z Scr	Parity Scr
Aug-02	97	99	97.98%	14.07%	316	326	96.93%	-0.53	-1.32
Sep-02	88	90	97.78%	14.74%	171	178	96.07%	-0.68	-1.41
Oct-02	85	87	97.70%	14.99%	196	206	95.15%	-0.93	-1.57
Nov-02	92	94	97.87%	14.43%	254	274	92.70%	-1.66	-2.01
Dec-02	92	97	94.85%	22.11%	202	222	90.99%	-1.11	-1.67
Jan-03									
Feb-03	86	92	93.48%	24.69%	267	282	94.68%	0.45	-0.73
Mar-03	91	97	93.81%	24.09%	262	280	93.57%	-0.08	-1.05
Apr-03	109	113	96.46%	18.48%	230	235	97.87%	0.76	-0.54
May-03	96	96	100.00%	0.00%	153	162	94.44%	-1.88	-2.14
Jun-03	93	98	94.90%	22.00%	130	137	94.89%	0	-1
Jul-03									



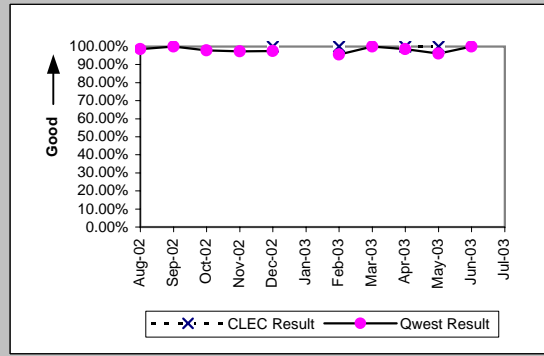
\*Results exclude No Trouble Found and Test OK reports unless QWEST trouble is found on another report within 30 days of the original report. A 30-day window necessitates reporting a month behind

OP-5\* - New Service Installation Quality (Percent)

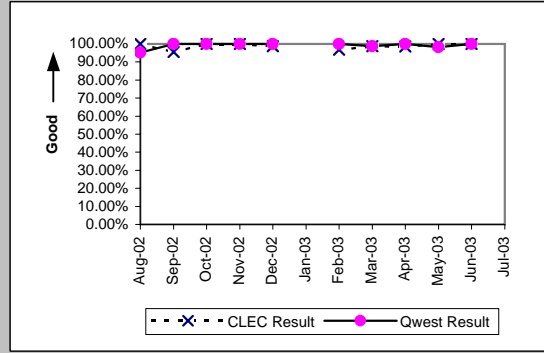
Unbundled Loop - ADSL Qualified (Parity)									
Date	Numerator	Denominator	CLEC Resu	Standard D	Qwest Num	Qwest denc	Qwest Resu	Mod Z Scr	Parity Scr
Aug-02	25	25	100.00%	0.00%	1119	1132	98.85%	-0.53	-1.32
Sep-02	13	13	100.00%	0.00%	1034	1039	99.52%	-0.25	-1.15
Oct-02	5	7	71.43%	45.18%	1085	1088	99.72%	3.68	1.23
Nov-02	6	8	75.00%	43.30%	980	983	99.69%	3.55	1.16
Dec-02	12	12	100.00%	0.00%	876	877	99.89%	-0.12	-1.07
Jan-03									
Feb-03	19	19	100.00%	0.00%	886	888	99.77%	-0.2	-1.12
Mar-03	15	17	88.24%	32.22%	789	791	99.75%	3.14	0.91
Apr-03	13	13	100.00%	0.00%	719	720	99.86%	-0.13	-1.08
May-03	11	11	100.00%	0.00%	596	596	100.00%	N/A	N/A
Jun-03	17	17	100.00%	0.00%	473	473	100.00%	N/A	N/A
Jul-03									



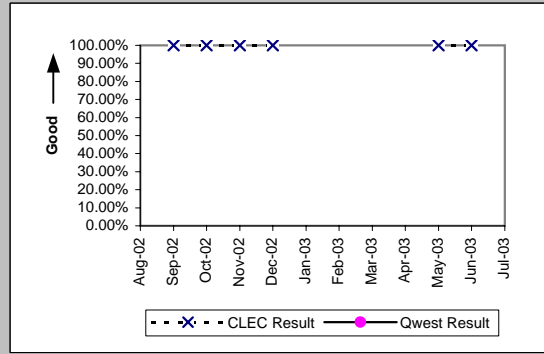
Unbundled Loop - DS3 Capable (Parity)									
Date	Numerator	Denominator	CLEC Resu	Standard D	Qwest Num	Qwest denc	Qwest Resu	Mod Z Scr	Parity Scr
Aug-02					70	71	98.59%		
Sep-02					65	65	100.00%		
Oct-02					47	48	97.92%		
Nov-02					37	38	97.37%		
Dec-02	1	1	100.00%	0.00%	39	40	97.50%	-0.16	-1.1
Jan-03									
Feb-03	1	1	100.00%	0.00%	44	46	95.65%	-0.21	-1.13
Mar-03					58	58	100.00%		
Apr-03	1	1	100.00%	0.00%	72	73	98.63%	-0.12	-1.07
May-03	1	1	100.00%	0.00%	74	77	96.10%	-0.2	-1.12
Jun-03					60	60	100.00%		
Jul-03									



LIS Trunk (Parity)									
Date	Numerator	Denominator	CLEC Resu	Standard D	Qwest Num	Qwest denc	Qwest Resu	Mod Z Scr	Parity Scr
Aug-02	43	43	100.00%	0.00%	40	42	95.24%	-1.03	-1.63
Sep-02	44	46	95.65%	20.39%	37	37	100.00%	N/A	-0.33
Oct-02	49	49	100.00%	0.00%	63	63	100.00%	N/A	N/A
Nov-02	69	69	100.00%	0.00%	56	56	100.00%	N/A	N/A
Dec-02	78	79	98.73%	11.18%	31	31	100.00%	N/A	-0.83
Jan-03									
Feb-03	90	93	96.77%	17.67%	66	66	100.00%	N/A	-0.17
Mar-03	83	84	98.81%	10.85%	75	76	98.68%	-0.07	-1.04
Apr-03	72	73	98.63%	11.62%	57	57	100.00%	N/A	-0.65
May-03	53	53	100.00%	0.00%	55	56	98.21%	-0.7	-1.43
Jun-03	38	38	100.00%	0.00%	64	64	100.00%	N/A	N/A
Jul-03									



Dark Fiber - Loop (Diagnostic)									
Date	Numerator	Denominator	CLEC Resu	Standard D	Qwest Num	Qwest denc	Qwest Resu	Mod Z Scr	Parity Scr
Aug-02									
Sep-02	1	1	100.00%	0.00%					
Oct-02	4	4	100.00%	0.00%					
Nov-02	4	4	100.00%	0.00%					
Dec-02	1	1	100.00%	0.00%					
Jan-03									
Feb-03									
Mar-03									
Apr-03									
May-03	1	1	100.00%	0.00%					
Jun-03	1	1	100.00%	0.00%					
Jul-03									

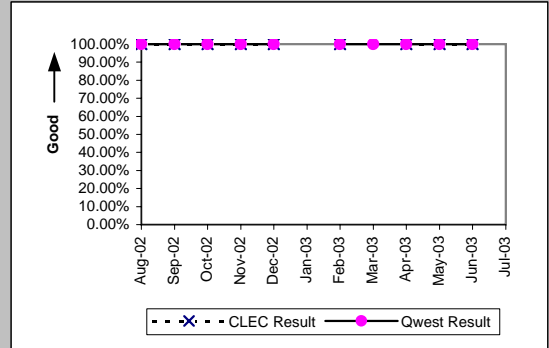


\*Results exclude No Trouble Found and Test OK reports unless QWEST trouble is found on another report within 30 days of the original report. A 30-day window necessitates reporting a month behind



OP-5\* - New Service Installation Quality (Percent)

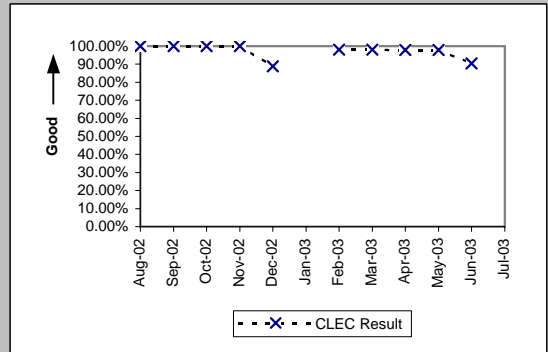
E911 (Parity)									
Date	Numerator	Denominator	CLEC Resu	Standard D	Qwest Num	Qwest deno	Qwest Resu	Mod Z Scr	Parity Scr
Aug-02	1	1	100.00%	0.00%	3	3	100.00%	N/A	N/A
Sep-02	2	2	100.00%	0.00%	4	4	100.00%	N/A	N/A
Oct-02	2	2	100.00%	0.00%	7	7	100.00%	N/A	N/A
Nov-02	2	2	100.00%	0.00%	5	5	100.00%	N/A	N/A
Dec-02	2	2	100.00%	0.00%	7	7	100.00%	N/A	N/A
Jan-03									
Feb-03	1	1	100.00%	0.00%	6	6	100.00%	N/A	N/A
Mar-03					6	6	100.00%		
Apr-03	1	1	100.00%	0.00%	18	18	100.00%	N/A	N/A
May-03	4	4	100.00%	0.00%	21	21	100.00%	N/A	N/A
Jun-03	3	3	100.00%	0.00%	56	56	100.00%	N/A	N/A
Jul-03									



\*Results exclude No Trouble Found and Test OK reports unless QWEST trouble is found on another report within 30 days of the original report. A 30-day window necessitates reporting a month behind

OP-5\* - New Service Installation Quality (Percent)

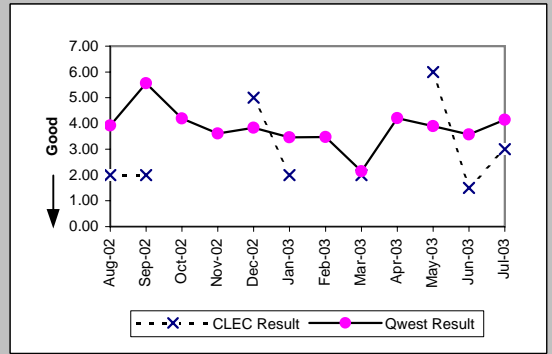
Enhanced Extended Loops (EELs) (Diagnostic)				
Date	Numerator	Denominator	CLEC Result	Standard Dev
Aug-02	25	25	100.00%	0.00%
Sep-02	20	20	100.00%	0.00%
Oct-02	23	23	100.00%	0.00%
Nov-02	32	32	100.00%	0.00%
Dec-02	24	27	88.89%	31.43%
Jan-03				
Feb-03	50	51	98.04%	13.86%
Mar-03	50	51	98.04%	13.86%
Apr-03	45	46	97.83%	14.58%
May-03	47	48	97.92%	14.28%
Jun-03	47	52	90.38%	29.48%
Jul-03				



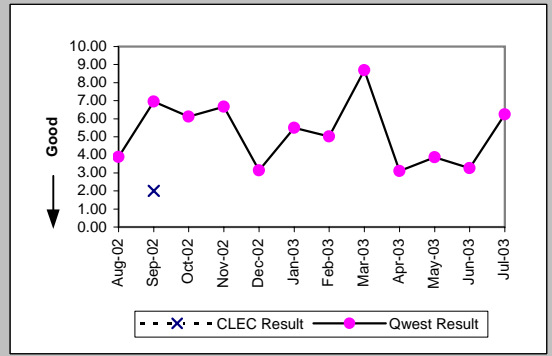
\*Results exclude No Trouble Found and Test OK reports unless QWEST trouble is found on another report within 30 days of the original report. A 30-day window necessitates reporting a month behind

OP-6A-1 - Delayed Days for Non-Facility Reasons (Average Days) - Dispatches within MSAs

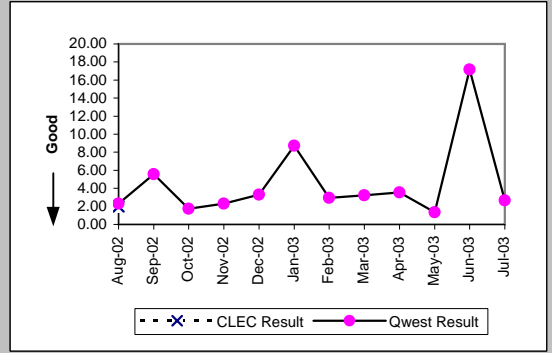
Residence (Parity)									
Date	CLEC Num	CLEC Denc	CLEC Resu	CLEC Std I	Qwest Num	Qwest Denc	Qwest Resu	Mod Z Scr	Parity Scr
Aug-02	10	5	2.00	1.73	881	225	3.92	-0.8	-1.49
Sep-02	2	1	2.00		1490	268	5.56	-0.38	-1.23
Oct-02					900	215	4.19		
Nov-02					690	191	3.61		
Dec-02	5	1	5.00		610	159	3.84	0.59	-0.64
Jan-03	6	3	2.00	1.00	626	181	3.46	-0.49	-1.3
Feb-03					605	174	3.48		
Mar-03	6	3	2.00	0.00	327	152	2.15	-0.17	-1.1
Apr-03					598	142	4.21		
May-03	6	1	6.00		448	115	3.90	1.43	-0.13
Jun-03	6	4	1.50	1.00	446	125	3.57	-0.46	-1.28
Jul-03	3	1	3.00		544	131	4.15	-0.1	-1.06



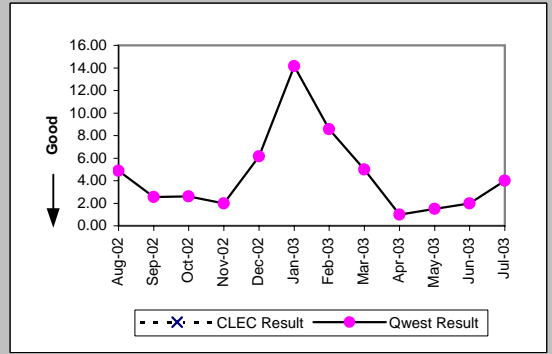
Business (Parity)									
Date	CLEC Num	CLEC Denc	CLEC Resu	CLEC Std I	Qwest Num	Qwest Denc	Qwest Resu	Mod Z Scr	Parity Scr
Aug-02					447	115	3.89		
Sep-02	2	1	2.00		730	105	6.95	-0.31	-1.19
Oct-02					568	93	6.11		
Nov-02					614	92	6.67		
Dec-02					247	79	3.13		
Jan-03					450	82	5.49		
Feb-03					261	52	5.02		
Mar-03					616	71	8.68		
Apr-03					146	47	3.11		
May-03					216	56	3.86		
Jun-03					183	56	3.27		
Jul-03					387	62	6.24		



Centrex (Parity)									
Date	CLEC Num	CLEC Denc	CLEC Resu	CLEC Std I	Qwest Num	Qwest Denc	Qwest Resu	Mod Z Scr	Parity Scr
Aug-02	2	1	2.00		55	24	2.29	-0.12	-1.07
Sep-02					117	21	5.57		
Oct-02					49	28	1.75		
Nov-02					23	10	2.30		
Dec-02					56	17	3.29		
Jan-03					96	11	8.73		
Feb-03					41	14	2.93		
Mar-03					29	9	3.22		
Apr-03					32	9	3.56		
May-03					15	11	1.36		
Jun-03					292	17	17.18		
Jul-03					32	12	2.67		

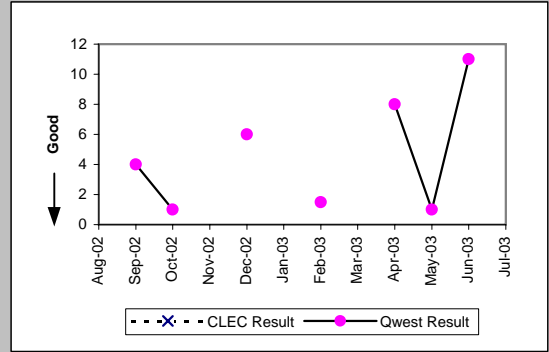


Centrex 21 (Parity)									
Date	CLEC Num	CLEC Denc	CLEC Resu	CLEC Std I	Qwest Num	Qwest Denc	Qwest Resu	Mod Z Scr	Parity Scr
Aug-02					44	9	4.89		
Sep-02					23	9	2.56		
Oct-02					21	8	2.62		
Nov-02					12	6	2.00		
Dec-02					37	6	6.17		
Jan-03					85	6	14.17		
Feb-03					60	7	8.57		
Mar-03					35	7	5.00		
Apr-03					3	3	1.00		
May-03					6	4	1.50		
Jun-03					4	2	2.00		
Jul-03					24	6	4.00		

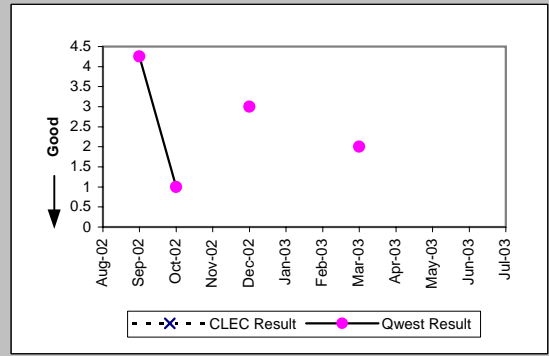


OP-6A-1 - Delayed Days for Non-Facility Reasons (Average Days) - Dispatches within MSAs

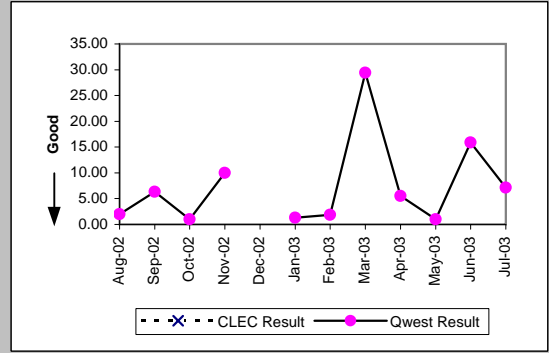
PBX (Parity)									
Date	CLEC Num	CLEC Denc	CLEC Resu	CLEC Std	Qwest Num	Qwest Denc	Qwest Resu	Mod Z Scr	Parity Scr
Aug-02									
Sep-02					4	1	4.00		
Oct-02					1	1	1.00		
Nov-02									
Dec-02					6	1	6.00		
Jan-03									
Feb-03					3	2	1.50		
Mar-03									
Apr-03					8	1	8.00		
May-03					1	1	1.00		
Jun-03					11	1	11.00		
Jul-03									



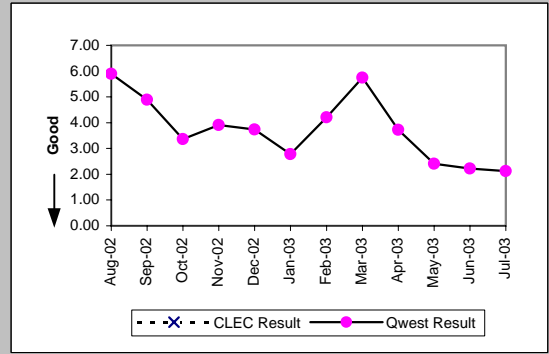
Basic Rate ISDN (Parity)									
Date	CLEC Num	CLEC Denc	CLEC Resu	CLEC Std	Qwest Num	Qwest Denc	Qwest Resu	Mod Z Scr	Parity Scr
Aug-02									
Sep-02					17	4	4.25		
Oct-02					1	1	1.00		
Nov-02									
Dec-02					3	1	3.00		
Jan-03									
Feb-03									
Mar-03					4	2	2.00		
Apr-03									
May-03									
Jun-03									
Jul-03									



DS0 (Parity)									
Date	CLEC Num	CLEC Denc	CLEC Resu	CLEC Std	Qwest Num	Qwest Denc	Qwest Resu	Mod Z Scr	Parity Scr
Aug-02					2	1	2.00		
Sep-02					19	3	6.33		
Oct-02					4	4	1.00		
Nov-02					10	1	10.00		
Dec-02									
Jan-03					23	18	1.28		
Feb-03					26	14	1.86		
Mar-03					559	19	29.42		
Apr-03					11	2	5.50		
May-03					1	1	1.00		
Jun-03					809	51	15.86		
Jul-03					93	13	7.15		

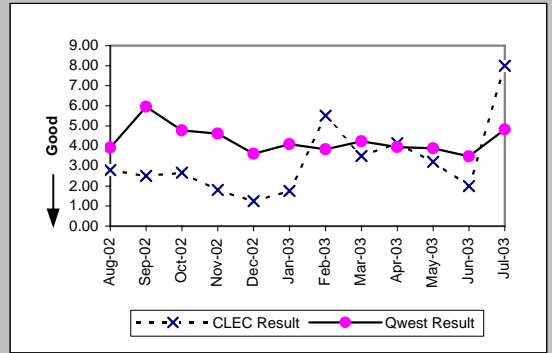


Qwest DSL (Parity)									
Date	CLEC Num	CLEC Denc	CLEC Resu	CLEC Std	Qwest Num	Qwest Denc	Qwest Resu	Mod Z Scr	Parity Scr
Aug-02					165	28	5.89		
Sep-02					132	27	4.89		
Oct-02					148	44	3.36		
Nov-02					86	22	3.91		
Dec-02					82	22	3.73		
Jan-03					64	23	2.78		
Feb-03					80	19	4.21		
Mar-03					69	12	5.75		
Apr-03					67	18	3.72		
May-03					41	17	2.41		
Jun-03					20	9	2.22		
Jul-03					34	16	2.12		

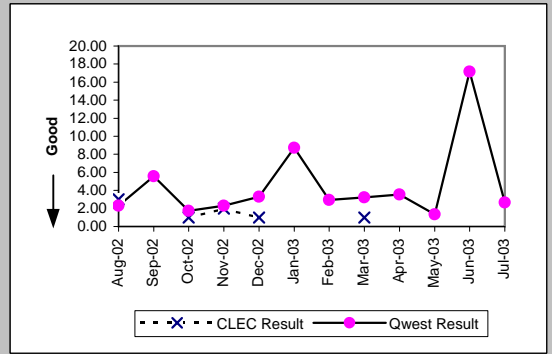


OP-6A-1 - Delayed Days for Non-Facility Reasons (Average Days) - Dispatches within MSAs

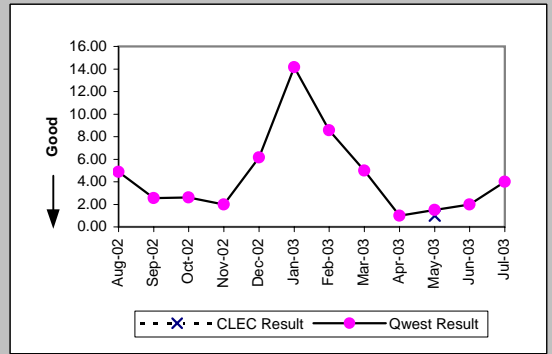
UNE - P (POTS) (Parity)										
Date	CLEC Num	CLEC Dend	CLEC Resu	CLEC Std	Qwest Num	Qwest Dend	Qwest Resu	Mod Z Scr	Parity Scr	
Aug-02	14	5	2.80	1.64	1328	340	3.91	-0.47	-1.28	
Sep-02	10	4	2.50	2.38	2220	373	5.95	-0.59	-1.36	
Oct-02	8	3	2.67	2.89	1468	308	4.77	-0.44	-1.27	
Nov-02	9	5	1.80	1.10	1304	283	4.61	-0.67	-1.41	
Dec-02	5	4	1.25	0.50	857	238	3.60	-1	-1.61	
Jan-03	7	4	1.75	0.50	1076	263	4.09	-0.69	-1.42	
Feb-03	22	4	5.50	6.61	866	226	3.83	1.07	-0.35	
Mar-03	7	2	3.50	2.12	943	223	4.23	-0.1	-1.06	
Apr-03	29	7	4.14	3.44	744	189	3.94	0.76	-0.54	
May-03	16	5	3.20	4.92	664	171	3.88	-0.19	-1.11	
Jun-03	2	1	2.00		629	181	3.48	-0.19	-1.12	
Jul-03	32	4	8.00	13.34	931	193	4.82	1.07	-0.35	



UNE P (Centrex) (Parity)										
Date	CLEC Num	CLEC Dend	CLEC Resu	CLEC Std	Qwest Num	Qwest Dend	Qwest Resu	Mod Z Scr	Parity Scr	
Aug-02	3	1	3.00		55	24	2.29	0.91	-0.45	
Sep-02					117	21	5.57			
Oct-02	1	1	1.00		49	28	1.75	-0.34	-1.21	
Nov-02	2	1	2.00		23	10	2.30	-0.15	-1.09	
Dec-02	1	1	1.00		56	17	3.29	-0.69	-1.42	
Jan-03					96	11	8.73			
Feb-03					41	14	2.93			
Mar-03	1	1	1.00		29	9	3.22	-0.53	-1.32	
Apr-03					32	9	3.56			
May-03					15	11	1.36			
Jun-03					292	17	17.18			
Jul-03					32	12	2.67			

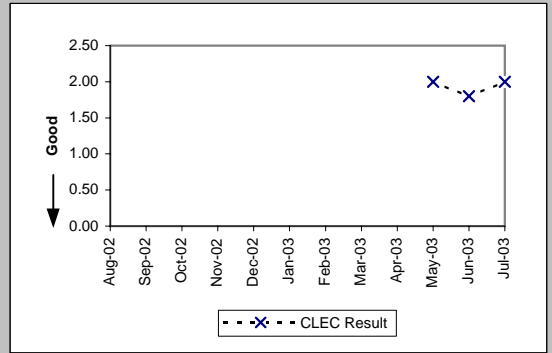


UNE P (Centrex 21) (Parity)										
Date	CLEC Num	CLEC Dend	CLEC Resu	CLEC Std	Qwest Num	Qwest Dend	Qwest Resu	Mod Z Scr	Parity Scr	
Aug-02					44	9	4.89			
Sep-02					23	9	2.56			
Oct-02					21	8	2.62			
Nov-02					12	6	2.00			
Dec-02					37	6	6.17			
Jan-03					85	6	14.17			
Feb-03					60	7	8.57			
Mar-03					35	7	5.00			
Apr-03					3	3	1.00			
May-03	1	1	1.00		6	4	1.50	-0.45	-1.27	
Jun-03					4	2	2.00			
Jul-03					24	6	4.00			



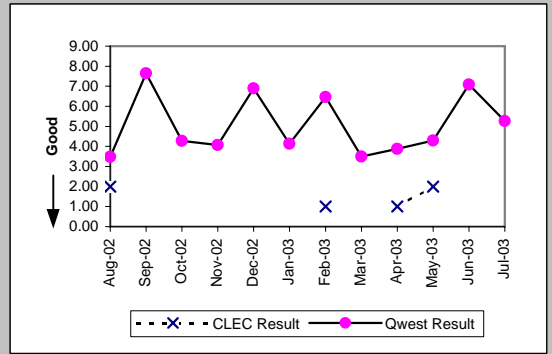
OP-6A-1 - Delayed Days for Non-Facility Reasons (Average Days) - Dispatches within MSAs

Line Sharing (Diagnostic)				
Date	Numerator	Denominator	CLEC Result	Standard Dev
Aug-02				
Sep-02				
Oct-02				
Nov-02				
Dec-02				
Jan-03				
Feb-03				
Mar-03				
Apr-03				
May-03	2	1	2.00	
Jun-03	9	5	1.80	0.45
Jul-03	12	6	2.00	1.26

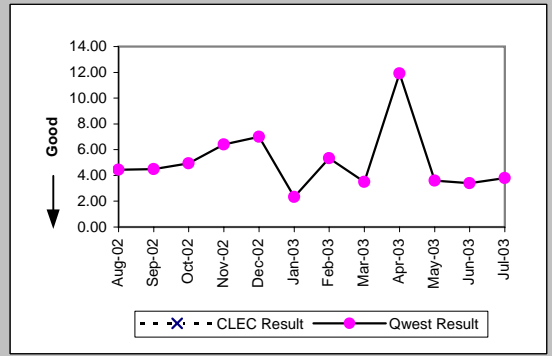


OP-6A-2 - Delayed Days for Non-Facility Reasons (Average Days) - Dispatches outside MSAs

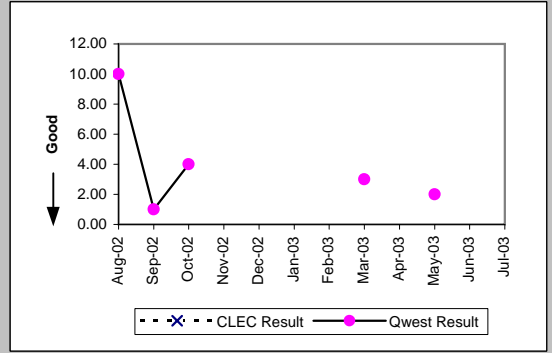
Residence (Parity)									
Date	CLEC Num	CLEC Denc	CLEC Resu	CLEC Std	Qwest Num	Qwest Denc	Qwest Resu	Mod Z Scr	Parity Scr
Aug-02	2	1	2.00		174	50	3.48	-0.57	-1.35
Sep-02					275	36	7.64		
Oct-02					128	30	4.27		
Nov-02					122	30	4.07		
Dec-02					214	31	6.90		
Jan-03					190	46	4.13		
Feb-03	1	1	1.00		181	28	6.46	-0.42	-1.26
Mar-03					91	26	3.50		
Apr-03	1	1	1.00		116	30	3.87	-0.62	-1.38
May-03	2	1	2.00		99	23	4.30	-0.48	-1.29
Jun-03					248	35	7.09		
Jul-03					158	30	5.27		



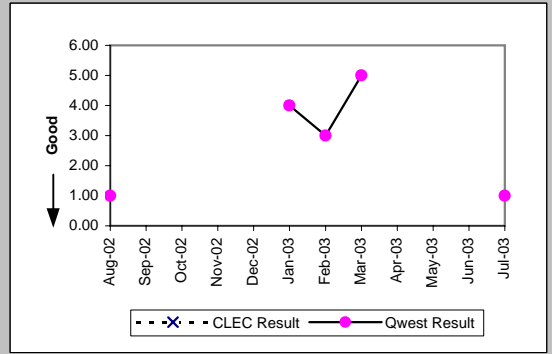
Business (Parity)									
Date	CLEC Num	CLEC Denc	CLEC Resu	CLEC Std	Qwest Num	Qwest Denc	Qwest Resu	Mod Z Scr	Parity Scr
Aug-02					49	11	4.45		
Sep-02					36	8	4.50		
Oct-02					79	16	4.94		
Nov-02					64	10	6.40		
Dec-02					42	6	7.00		
Jan-03					35	15	2.33		
Feb-03					48	9	5.33		
Mar-03					28	8	3.50		
Apr-03					143	12	11.92		
May-03					36	10	3.60		
Jun-03					17	5	3.40		
Jul-03					19	5	3.80		



Centrex (Parity)									
Date	CLEC Num	CLEC Denc	CLEC Resu	CLEC Std	Qwest Num	Qwest Denc	Qwest Resu	Mod Z Scr	Parity Scr
Aug-02					40	4	10.00		
Sep-02					2	2	1.00		
Oct-02					12	3	4.00		
Nov-02									
Dec-02									
Jan-03									
Feb-03									
Mar-03					3	1	3.00		
Apr-03									
May-03					2	1	2.00		
Jun-03									
Jul-03									

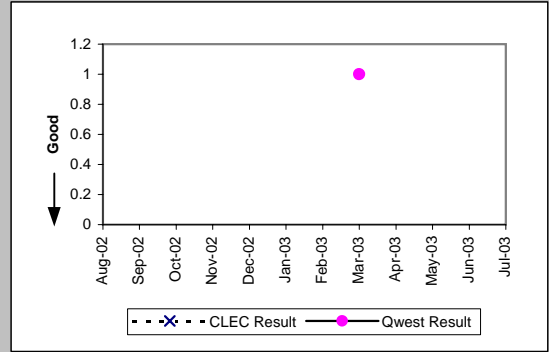


Centrex 21 (Parity)									
Date	CLEC Num	CLEC Denc	CLEC Resu	CLEC Std	Qwest Num	Qwest Denc	Qwest Resu	Mod Z Scr	Parity Scr
Aug-02					1	1	1.00		
Sep-02									
Oct-02									
Nov-02									
Dec-02									
Jan-03					4	1	4.00		
Feb-03					3	1	3.00		
Mar-03					5	1	5.00		
Apr-03									
May-03									
Jun-03									
Jul-03					1	1	1.00		

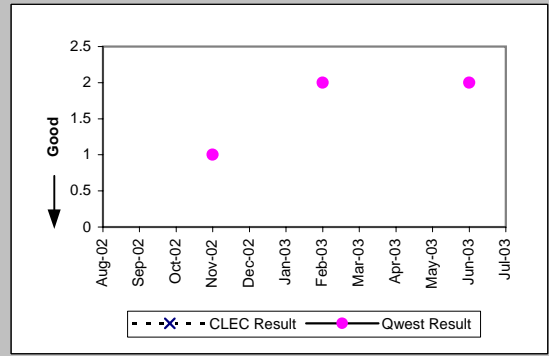


OP-6A-2 - Delayed Days for Non-Facility Reasons (Average Days) - Dispatches outside MSAs

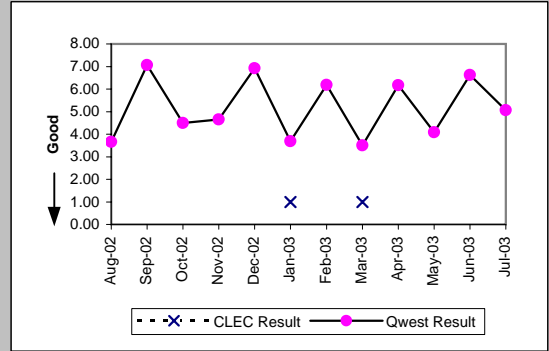
PBX (Parity)									
Date	CLEC Num	CLEC Denc	CLEC Resu	CLEC Std	Qwest Num	Qwest Denc	Qwest Resu	Mod Z Scr	Parity Scr
Aug-02									
Sep-02									
Oct-02									
Nov-02									
Dec-02									
Jan-03									
Feb-03									
Mar-03					1	1	1.00		
Apr-03									
May-03									
Jun-03									
Jul-03									



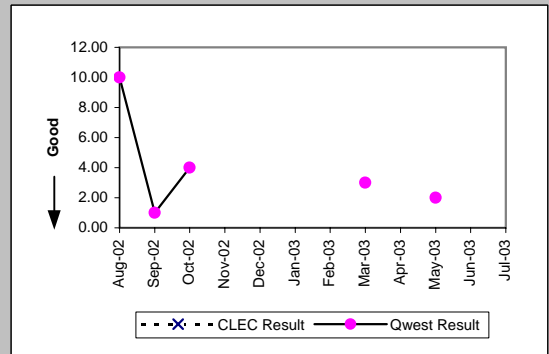
Qwest DSL (Parity)									
Date	CLEC Num	CLEC Denc	CLEC Resu	CLEC Std	Qwest Num	Qwest Denc	Qwest Resu	Mod Z Scr	Parity Scr
Aug-02									
Sep-02									
Oct-02									
Nov-02					1	1	1.00		
Dec-02									
Jan-03									
Feb-03					2	1	2.00		
Mar-03									
Apr-03									
May-03									
Jun-03					2	1	2.00		
Jul-03									



UNE - P (POTS) (Parity)									
Date	CLEC Num	CLEC Denc	CLEC Resu	CLEC Std	Qwest Num	Qwest Denc	Qwest Resu	Mod Z Scr	Parity Scr
Aug-02					223	61	3.66		
Sep-02					311	44	7.07		
Oct-02					207	46	4.50		
Nov-02					186	40	4.65		
Dec-02					256	37	6.92		
Jan-03	1	1	1.00		225	61	3.69	-0.49	-1.3
Feb-03					229	37	6.19		
Mar-03	2	2	1.00	0.00	119	34	3.50	-0.91	-1.55
Apr-03					259	42	6.17		
May-03					135	33	4.09		
Jun-03					265	40	6.62		
Jul-03					177	35	5.06		



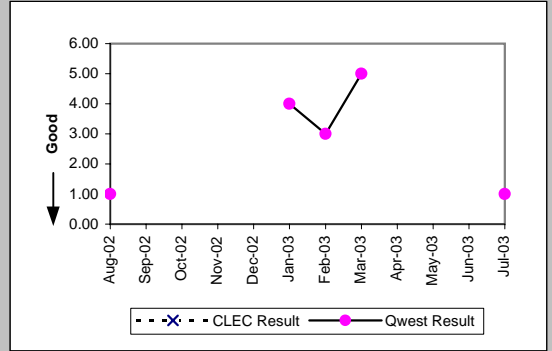
UNE P (Centrex) (Parity)									
Date	CLEC Num	CLEC Denc	CLEC Resu	CLEC Std	Qwest Num	Qwest Denc	Qwest Resu	Mod Z Scr	Parity Scr
Aug-02					40	4	10.00		
Sep-02					2	2	1.00		
Oct-02					12	3	4.00		
Nov-02									
Dec-02									
Jan-03									
Feb-03									
Mar-03					3	1	3.00		
Apr-03									
May-03					2	1	2.00		
Jun-03									
Jul-03									





OP-6A-2 - Delayed Days for Non-Facility Reasons (Average Days) - Dispatches outside MSAs

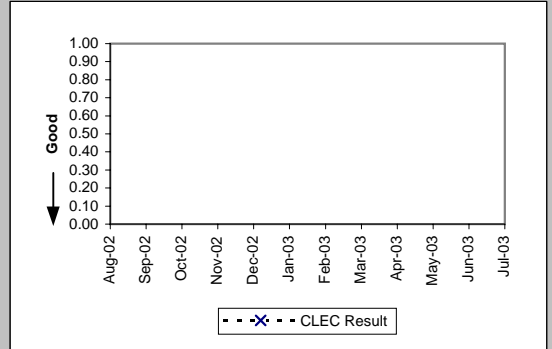
UNE P (Centrex 21) (Parity)									
Date	CLEC Num	CLEC Dend	CLEC Resu	CLEC Std	Qwest Num	Qwest Dend	Qwest Resu	Mod Z Scr	Parity Scr
Aug-02					1	1	1.00		
Sep-02									
Oct-02									
Nov-02									
Dec-02									
Jan-03					4	1	4.00		
Feb-03					3	1	3.00		
Mar-03					5	1	5.00		
Apr-03									
May-03									
Jun-03									
Jul-03					1	1	1.00		



OP-6A-2 - Delayed Days for Non-Facility Reasons (Average Days) - Dispatches outside MSAs

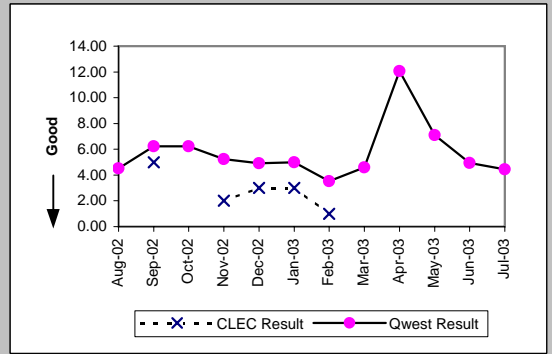
Line Sharing (Diagnostic)

Date	Numerator	Denominator	CLEC Result	Standard Dev
Aug-02				
Sep-02				
Oct-02				
Nov-02				
Dec-02				
Jan-03				
Feb-03				
Mar-03				
Apr-03				
May-03				
Jun-03				
Jul-03				

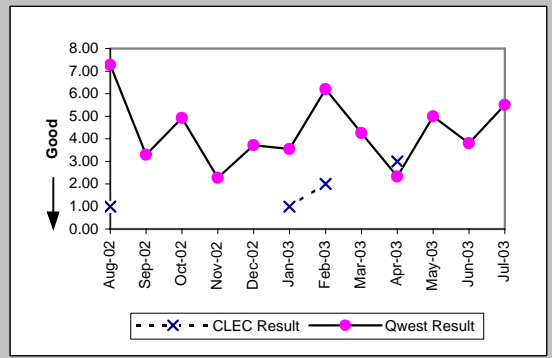


OP-6A-3 - Delayed Days for Non-Facility Reasons (Average Days) - No dispatches

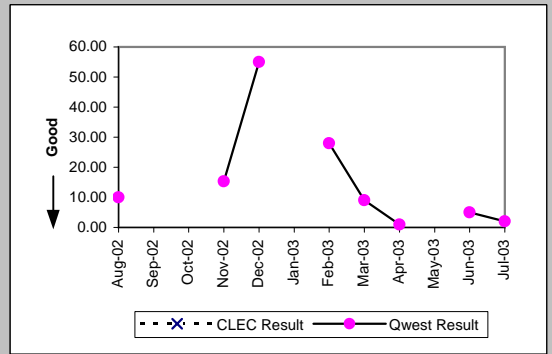
Residence (Parity)									
Date	CLEC Num	CLEC Denc	CLEC Resu	CLEC Std	Qwest Num	Qwest Denc	Qwest Resu	Mod Z Scr	Parity Scr
Aug-02					870	193	4.51		
Sep-02	5	1	5.00		1203	193	6.23	-0.09	-1.05
Oct-02					821	132	6.22		
Nov-02	2	1	2.00		695	133	5.23	-0.33	-1.2
Dec-02	3	1	3.00		561	114	4.92	-0.19	-1.11
Jan-03	3	1	3.00		419	84	4.99	-0.32	-1.2
Feb-03	2	2	1.00	0.00	703	200	3.52	-0.86	-1.52
Mar-03					691	151	4.58		
Apr-03					1617	134	12.07		
May-03					547	77	7.10		
Jun-03					415	84	4.94		
Jul-03					378	85	4.45		



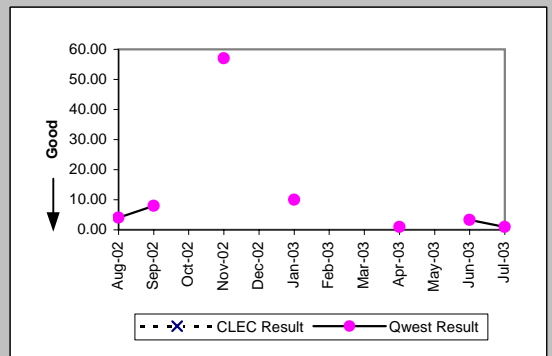
Business (Parity)									
Date	CLEC Num	CLEC Denc	CLEC Resu	CLEC Std	Qwest Num	Qwest Denc	Qwest Resu	Mod Z Scr	Parity Scr
Aug-02	1	1	1.00		80	11	7.27	-0.39	-1.24
Sep-02					23	7	3.29		
Oct-02					64	13	4.92		
Nov-02					34	15	2.27		
Dec-02					26	7	3.71		
Jan-03	1	1	1.00		46	13	3.54	-0.76	-1.46
Feb-03	2	1	2.00		62	10	6.20	-0.36	-1.22
Mar-03					34	8	4.25		
Apr-03	3	1	3.00		7	3	2.33	-0.06	-1.04
May-03					35	7	5.00		
Jun-03					19	5	3.80		
Jul-03					33	6	5.50		



Centrex (Parity)									
Date	CLEC Num	CLEC Denc	CLEC Resu	CLEC Std	Qwest Num	Qwest Denc	Qwest Resu	Mod Z Scr	Parity Scr
Aug-02					20	2	10.00		
Sep-02									
Oct-02									
Nov-02					138	9	15.33		
Dec-02					55	1	55.00		
Jan-03									
Feb-03					28	1	28.00		
Mar-03					9	1	9.00		
Apr-03					1	1	1.00		
May-03									
Jun-03					5	1	5.00		
Jul-03					2	1	2.00		

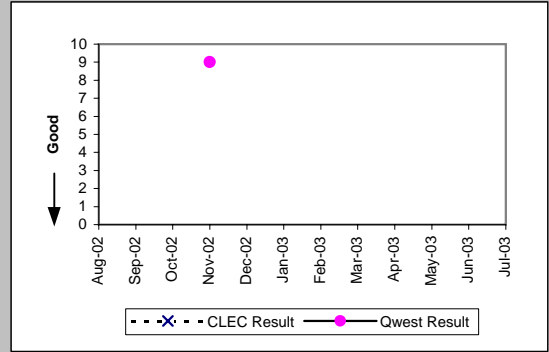


Centrex 21 (Parity)									
Date	CLEC Num	CLEC Denc	CLEC Resu	CLEC Std	Qwest Num	Qwest Denc	Qwest Resu	Mod Z Scr	Parity Scr
Aug-02					16	4	4.00		
Sep-02					8	1	8.00		
Oct-02									
Nov-02					57	1	57.00		
Dec-02									
Jan-03					10	1	10.00		
Feb-03									
Mar-03									
Apr-03					1	1	1.00		
May-03									
Jun-03					10	3	3.33		
Jul-03					1	1	1.00		

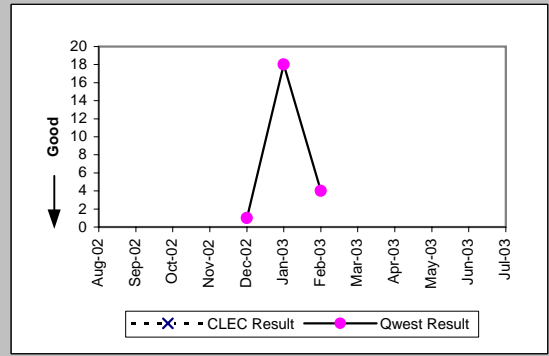


OP-6A-3 - Delayed Days for Non-Facility Reasons (Average Days) - No dispatches

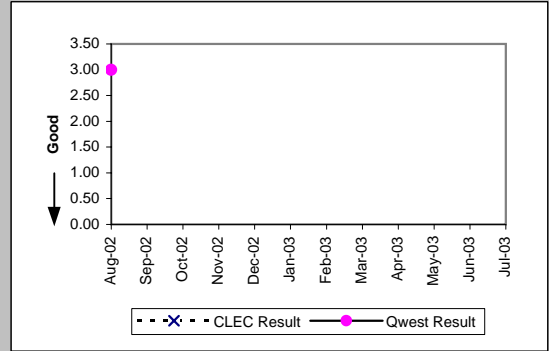
Basic Rate ISDN (Parity)									
Date	CLEC Num	CLEC Denc	CLEC Resu	CLEC Std	Qwest Num	Qwest Denc	Qwest Resu	Mod Z Scr	Parity Scr
Aug-02									
Sep-02									
Oct-02									
Nov-02					9	1	9.00		
Dec-02									
Jan-03									
Feb-03									
Mar-03									
Apr-03									
May-03									
Jun-03									
Jul-03									



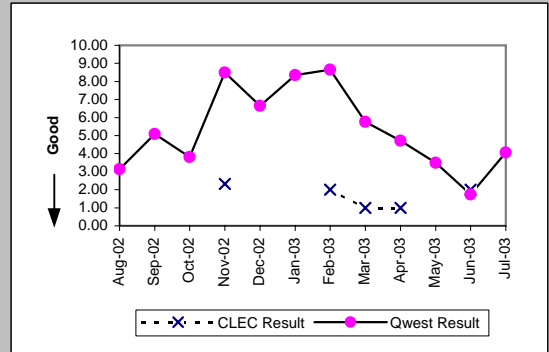
ISDN Primary (Parity)									
Date	CLEC Num	CLEC Denc	CLEC Resu	CLEC Std	Qwest Num	Qwest Denc	Qwest Resu	Mod Z Scr	Parity Scr
Aug-02									
Sep-02									
Oct-02									
Nov-02									
Dec-02					1	1	1.00		
Jan-03					18	1	18.00		
Feb-03					4	1	4.00		
Mar-03									
Apr-03									
May-03									
Jun-03									
Jul-03									



DS0 (Parity)									
Date	CLEC Num	CLEC Denc	CLEC Resu	CLEC Std	Qwest Num	Qwest Denc	Qwest Resu	Mod Z Scr	Parity Scr
Aug-02									
Sep-02									
Oct-02									
Nov-02									
Dec-02									
Jan-03					3	1	3.00		
Feb-03									
Mar-03									
Apr-03									
May-03									
Jun-03									
Jul-03									

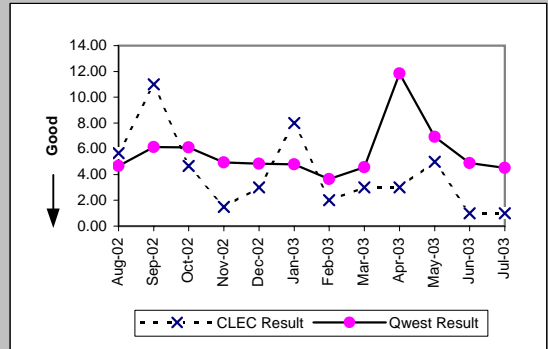


Qwest DSL (Parity)									
Date	CLEC Num	CLEC Denc	CLEC Resu	CLEC Std	Qwest Num	Qwest Denc	Qwest Resu	Mod Z Scr	Parity Scr
Aug-02					191	61	3.13		
Sep-02					264	52	5.08		
Oct-02					160	42	3.81		
Nov-02	7	3	2.33	1.53	170	20	8.50	-0.77	-1.47
Dec-02					113	17	6.65		
Jan-03					192	23	8.35		
Feb-03	2	1	2.00		173	20	8.65	-0.51	-1.31
Mar-03	1	1	1.00		121	21	5.76	-0.51	-1.31
Apr-03	1	1	1.00		273	58	4.71	-0.89	-1.54
May-03					28	8	3.50		
Jun-03	2	1	2.00		26	15	1.73	0	-1
Jul-03					69	17	4.06		

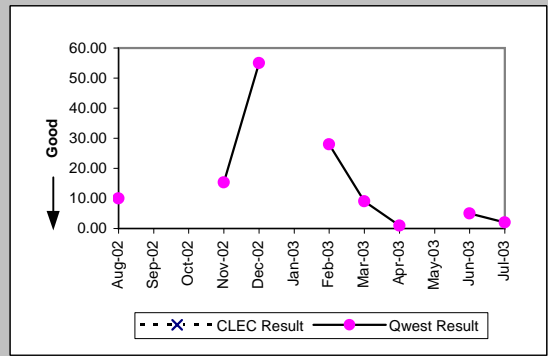


OP-6A-3 - Delayed Days for Non-Facility Reasons (Average Days) - No dispatches

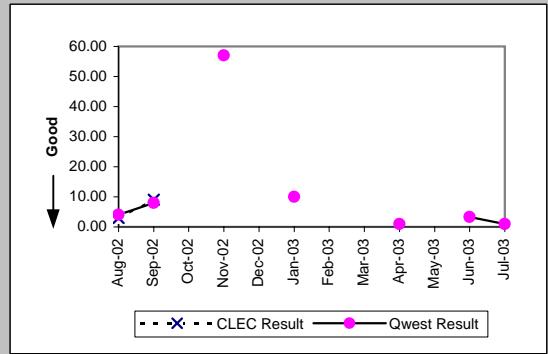
UNE - P (POTS) (Parity)											
Date	CLEC Num	CLEC Dend	CLEC Resu	CLEC Std	Qwest Num	Qwest Dend	Qwest Resu	Mod Z Scr	Parity Scr		
Aug-02	17	3	5.67	3.06	950	204	4.66	0.96	-0.42		
Sep-02	11	1	11.00		1226	200	6.13	1.37	-0.17		
Oct-02	14	3	4.67	6.35	885	145	6.10	-0.18	-1.11		
Nov-02	3	2	1.50	0.71	729	148	4.93	-0.52	-1.31		
Dec-02	12	4	3.00	1.41	587	121	4.85	-0.37	-1.22		
Jan-03	24	3	8.00	7.00	465	97	4.79	1.1	-0.33		
Feb-03	4	2	2.00	1.41	765	210	3.64	-0.5	-1.3		
Mar-03	6	2	3.00	2.83	725	159	4.56	-0.28	-1.17		
Apr-03	6	2	3.00	2.83	1624	137	11.85	-0.37	-1.22		
May-03	30	6	5.00	2.61	582	84	6.93	-0.23	-1.14		
Jun-03	1	1	1.00		434	89	4.88	-0.31	-1.19		
Jul-03	1	1	1.00		411	91	4.52	-0.51	-1.31		



UNE P (Centrex) (Parity)									
Date	CLEC Num	CLEC Dend	CLEC Resu	CLEC Std	Qwest Num	Qwest Dend	Qwest Resu	Mod Z Scr	Parity Scr
Aug-02					20	2	10.00		
Sep-02									
Oct-02									
Nov-02					138	9	15.33		
Dec-02					55	1	55.00		
Jan-03									
Feb-03					28	1	28.00		
Mar-03					9	1	9.00		
Apr-03					1	1	1.00		
May-03									
Jun-03					5	1	5.00		
Jul-03					2	1	2.00		

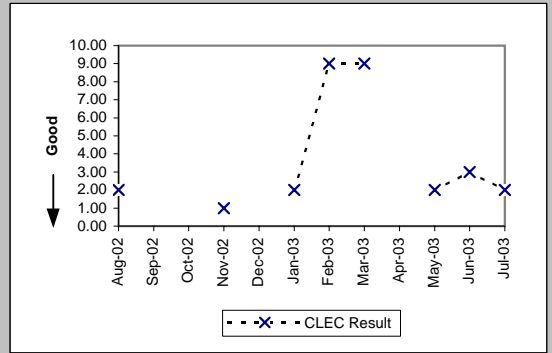


UNE P (Centrex 21) (Parity)									
Date	CLEC Num	CLEC Dend	CLEC Resu	CLEC Std	Qwest Num	Qwest Dend	Qwest Resu	Mod Z Scr	Parity Scr
Aug-02	6	2	3.00	1.41	16	4	4.00	-0.53	-1.32
Sep-02	9	1	9.00		8	1	8.00		
Oct-02									
Nov-02					57	1	57.00		
Dec-02									
Jan-03					10	1	10.00		
Feb-03									
Mar-03									
Apr-03					1	1	1.00		
May-03									
Jun-03					10	3	3.33		
Jul-03					1	1	1.00		



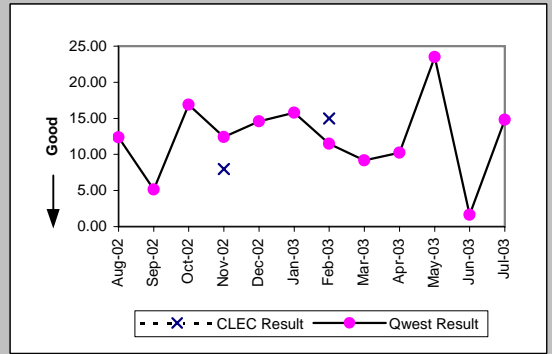
OP-6A-3 - Delayed Days for Non-Facility Reasons (Average Days) - No dispatches

Line Sharing (Diagnostic)				
Date	Numerator	Denominator	CLEC Result	Standard Dev
Aug-02	2	1	2.00	
Sep-02				
Oct-02				
Nov-02	1	1	1.00	
Dec-02				
Jan-03	2	1	2.00	
Feb-03	9	1	9.00	
Mar-03	18	2	9.00	9.90
Apr-03				
May-03	2	1	2.00	
Jun-03	6	2	3.00	2.83
Jul-03	2	1	2.00	

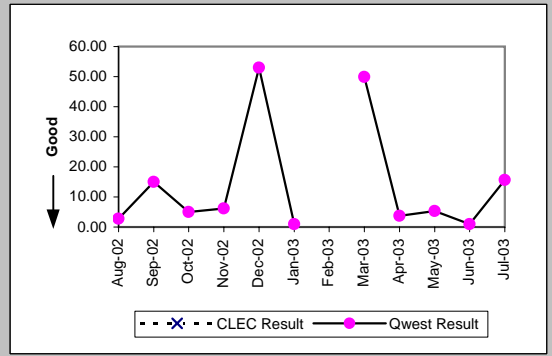


OP-6A-4 - Delayed Days for Non-Facility Reasons (Average Days) - Interval Zone One

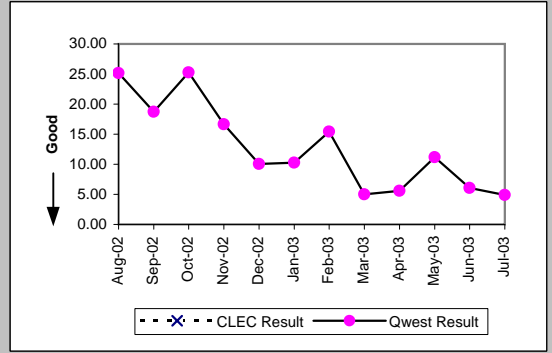
ISDN Primary (Parity)									
Date	CLEC Num	CLEC Denc	CLEC Resu	CLEC Std I	Qwest Num	Qwest Denc	Qwest Resu	Mod Z Scr	Parity Scr
Aug-02					136	11	12.36		
Sep-02					175	34	5.15		
Oct-02					710	42	16.90		
Nov-02	16	2	8.00	9.90	384	31	12.39	-0.71	-1.43
Dec-02					365	25	14.60		
Jan-03					79	5	15.80		
Feb-03	15	1	15.00		23	2	11.50	0.62	-0.62
Mar-03					101	11	9.18		
Apr-03					82	8	10.25		
May-03					141	6	23.50		
Jun-03					53	32	1.66		
Jul-03					148	10	14.80		



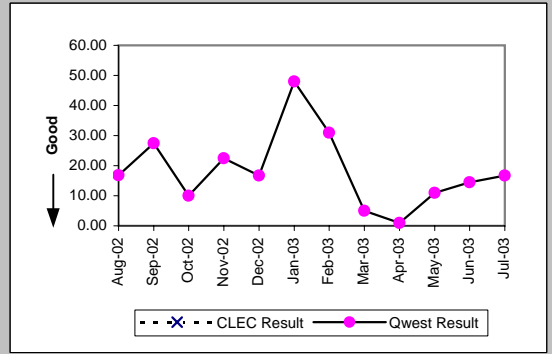
DS0 (Parity)									
Date	CLEC Num	CLEC Denc	CLEC Resu	CLEC Std I	Qwest Num	Qwest Denc	Qwest Resu	Mod Z Scr	Parity Scr
Aug-02					11	4	2.75		
Sep-02					15	1	15.00		
Oct-02					10	2	5.00		
Nov-02					31	5	6.20		
Dec-02					53	1	53.00		
Jan-03					1	1	1.00		
Feb-03									
Mar-03					349	7	49.86		
Apr-03					37	10	3.70		
May-03					16	3	5.33		
Jun-03					3	3	1.00		
Jul-03					281	18	15.61		



DS1 (Parity)									
Date	CLEC Num	CLEC Denc	CLEC Resu	CLEC Std I	Qwest Num	Qwest Denc	Qwest Resu	Mod Z Scr	Parity Scr
Aug-02					1384	55	25.16		
Sep-02					712	38	18.74		
Oct-02					530	21	25.24		
Nov-02					416	25	16.64		
Dec-02					271	27	10.04		
Jan-03					185	18	10.28		
Feb-03					262	17	15.41		
Mar-03					50	10	5.00		
Apr-03					100	18	5.56		
May-03					134	12	11.17		
Jun-03					109	18	6.06		
Jul-03					113	23	4.91		

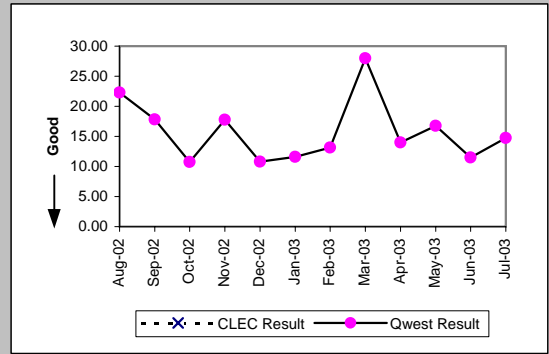


DS3 (Parity)									
Date	CLEC Num	CLEC Denc	CLEC Resu	CLEC Std I	Qwest Num	Qwest Denc	Qwest Resu	Mod Z Scr	Parity Scr
Aug-02					185	11	16.82		
Sep-02					165	6	27.50		
Oct-02					10	1	10.00		
Nov-02					112	5	22.40		
Dec-02					50	3	16.67		
Jan-03					96	2	48.00		
Feb-03					155	5	31.00		
Mar-03					5	1	5.00		
Apr-03					2	2	1.00		
May-03					11	1	11.00		
Jun-03					29	2	14.50		
Jul-03					50	3	16.67		

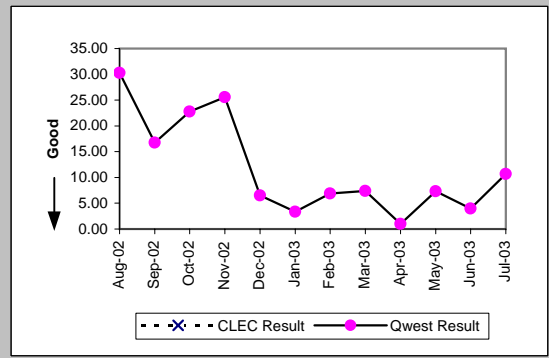


OP-6A-4 - Delayed Days for Non-Facility Reasons (Average Days) - Interval Zone One

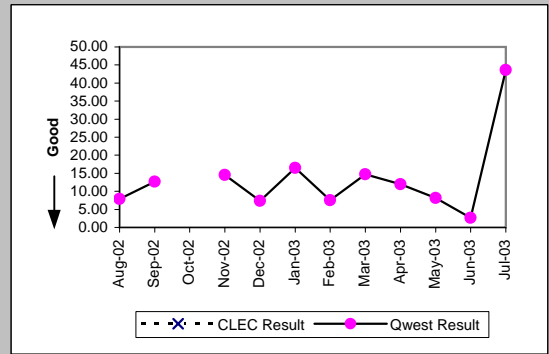
Frame Relay (Parity)									
Date	CLEC Num	CLEC Denc	CLEC Resu	CLEC Std I	Qwest Num	Qwest Denc	Qwest Resu	Mod Z Scr	Parity Scr
Aug-02					290	13	22.31		
Sep-02					178	10	17.80		
Oct-02					86	8	10.75		
Nov-02					71	4	17.75		
Dec-02					97	9	10.78		
Jan-03					81	7	11.57		
Feb-03					105	8	13.12		
Mar-03					28	1	28.00		
Apr-03					84	6	14.00		
May-03					67	4	16.75		
Jun-03					23	2	11.50		
Jul-03					59	4	14.75		



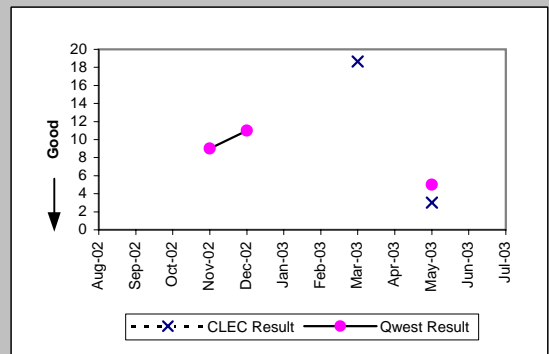
PBX (Parity)									
Date	CLEC Num	CLEC Denc	CLEC Resu	CLEC Std I	Qwest Num	Qwest Denc	Qwest Resu	Mod Z Scr	Parity Scr
Aug-02					303	10	30.30		
Sep-02					134	8	16.75		
Oct-02					228	10	22.80		
Nov-02					281	11	25.55		
Dec-02					26	4	6.50		
Jan-03					10	3	3.33		
Feb-03					55	8	6.88		
Mar-03					37	5	7.40		
Apr-03					3	3	1.00		
May-03					73	10	7.30		
Jun-03					8	2	4.00		
Jul-03					128	12	10.67		



Basic Rate ISDN (Parity)									
Date	CLEC Num	CLEC Denc	CLEC Resu	CLEC Std I	Qwest Num	Qwest Denc	Qwest Resu	Mod Z Scr	Parity Scr
Aug-02					71	9	7.89		
Sep-02					114	9	12.67		
Oct-02									
Nov-02					29	2	14.50		
Dec-02					22	3	7.33		
Jan-03					99	6	16.50		
Feb-03					60	8	7.50		
Mar-03					295	20	14.75		
Apr-03					24	2	12.00		
May-03					41	5	8.20		
Jun-03					8	3	2.67		
Jul-03					611	14	43.64		



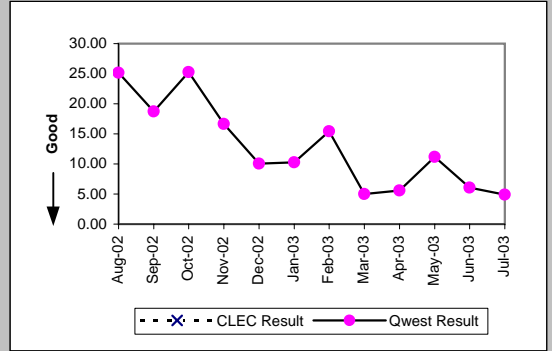
LIS Trunk (Parity)									
Date	CLEC Num	CLEC Denc	CLEC Resu	CLEC Std I	Qwest Num	Qwest Denc	Qwest Resu	Mod Z Scr	Parity Scr
Aug-02									
Sep-02									
Oct-02									
Nov-02					18	2	9.00		
Dec-02					11	1	11.00		
Jan-03									
Feb-03									
Mar-03	56	3	18.67	5.77					
Apr-03									
May-03	3	1	3.00		5	1	5.00		
Jun-03									
Jul-03									





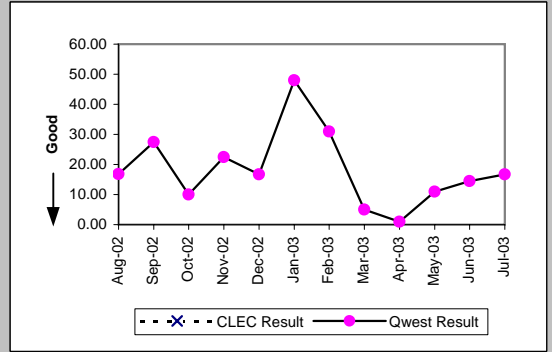
OP-6A-4 - Delayed Days for Non-Facility Reasons (Average Days) - Interval Zone One

UDIT DS1 (Parity)									
Date	CLEC Num	CLEC Dend	CLEC Resu	CLEC Std	Qwest Num	Qwest Dend	Qwest Res	Mod Z Scr	Parity Scr
Aug-02					1384	55	25.16		
Sep-02					712	38	18.74		
Oct-02					530	21	25.24		
Nov-02					416	25	16.64		
Dec-02					271	27	10.04		
Jan-03					185	18	10.28		
Feb-03					262	17	15.41		
Mar-03					50	10	5.00		
Apr-03					100	18	5.56		
May-03					134	12	11.17		
Jun-03					109	18	6.06		
Jul-03					113	23	4.91		

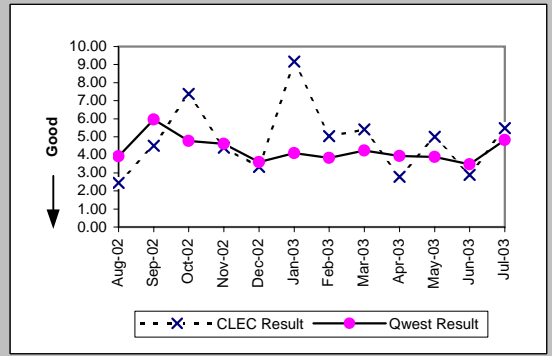


OP-6A-4 - Delayed Days for Non-Facility Reasons (Average Days) - Interval Zone One

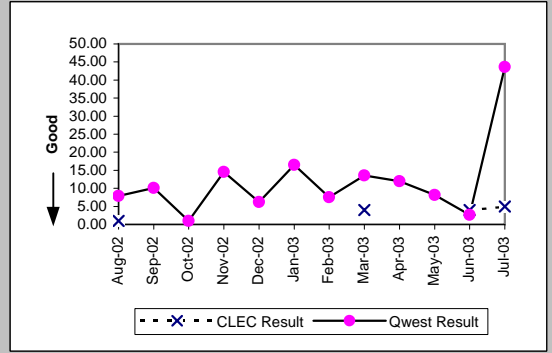
UDIT Above DS1 Level (Parity)									
Date	CLEC Num	CLEC Denc	CLEC Resu	CLEC Std	Qwest Num	Qwest Denc	Qwest Resu	Mod Z Scr	Parity Scr
Aug-02					185	11	16.82		
Sep-02					165	6	27.50		
Oct-02					10	1	10.00		
Nov-02					112	5	22.40		
Dec-02					50	3	16.67		
Jan-03					96	2	48.00		
Feb-03					155	5	31.00		
Mar-03					5	1	5.00		
Apr-03					2	2	1.00		
May-03					11	1	11.00		
Jun-03					29	2	14.50		
Jul-03					50	3	16.67		



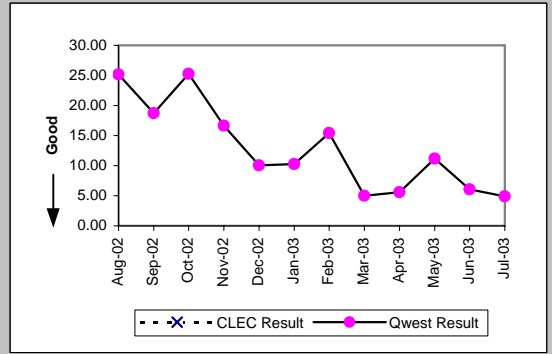
Unbundled Loop Analog (Parity)									
Date	CLEC Num	CLEC Denc	CLEC Resu	CLEC Std	Qwest Num	Qwest Denc	Qwest Resu	Mod Z Scr	Parity Scr
Aug-02	49	20	2.45	0.69	1328	340	3.91	-1.2	-1.73
Sep-02	27	6	4.50	6.69	2220	373	5.95	-0.3	-1.18
Oct-02	192	26	7.38	1.53	1468	308	4.77	1.3	-0.21
Nov-02	44	10	4.40	2.63	1304	283	4.61	-0.07	-1.04
Dec-02	40	12	3.33	1.50	857	238	3.60	-0.19	-1.12
Jan-03	55	6	9.17	2.64	1076	263	4.09	1.32	-0.2
Feb-03	116	23	5.04	4.26	866	226	3.83	0.83	-0.49
Mar-03	92	17	5.41	8.02	943	223	4.23	0.57	-0.65
Apr-03	75	27	2.78	1.31	744	189	3.94	-0.59	-1.36
May-03	35	7	5.00	3.79	664	171	3.88	0.78	-0.53
Jun-03	55	19	2.89	1.41	629	181	3.48	-0.32	-1.19
Jul-03	115	21	5.48	3.30	931	193	4.82	0.56	-0.66



Unbundled Loop - 2 Wire Non-Loaded (Parity)									
Date	CLEC Num	CLEC Denc	CLEC Resu	CLEC Std	Qwest Num	Qwest Denc	Qwest Resu	Mod Z Scr	Parity Scr
Aug-02	1	1	1.00		71	9	7.89	-1.4	-1.85
Sep-02					131	13	10.08		
Oct-02					1	1	1.00		
Nov-02					29	2	14.50		
Dec-02					25	4	6.25		
Jan-03					99	6	16.50		
Feb-03					60	8	7.50		
Mar-03	4	1	4.00		299	22	13.59	-1.1	-1.67
Apr-03					24	2	12.00		
May-03					41	5	8.20		
Jun-03	4	1	4.00		8	3	2.67	0.47	-0.71
Jul-03	5	1	5.00		611	14	43.64	-0.93	-1.57

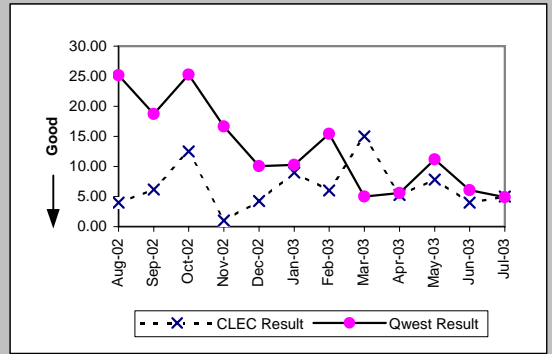


Unbundled Loop - 4 Wire Non-Loaded (Parity)									
Date	CLEC Num	CLEC Denc	CLEC Resu	CLEC Std	Qwest Num	Qwest Denc	Qwest Resu	Mod Z Scr	Parity Scr
Aug-02					1384	55	25.16		
Sep-02					712	38	18.74		
Oct-02					530	21	25.24		
Nov-02					416	25	16.64		
Dec-02					271	27	10.04		
Jan-03					185	18	10.28		
Feb-03					262	17	15.41		
Mar-03					50	10	5.00		
Apr-03					100	18	5.56		
May-03					134	12	11.17		
Jun-03					109	18	6.06		
Jul-03					113	23	4.91		

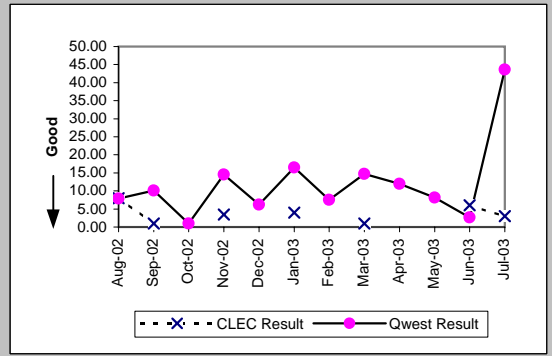


OP-6A-4 - Delayed Days for Non-Facility Reasons (Average Days) - Interval Zone One

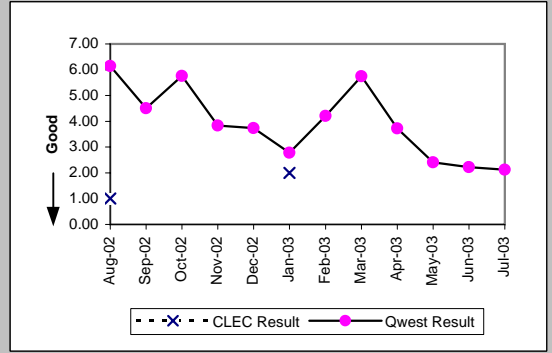
Unbundled Loop - DS1 Capable (Parity)									
Date	CLEC Num	CLEC Denc	CLEC Resu	CLEC Std	Qwest Num	Qwest Denc	Qwest Resu	Mod Z Scr	Parity Scr
Aug-02	36	9	4.00	2.00	1384	55	25.16	-2.63	-2.6
Sep-02	37	6	6.17	5.53	712	38	18.74	-3.18	-2.93
Oct-02	25	2	12.50	14.85	530	21	25.24	-0.75	-1.46
Nov-02	1	1	1.00		416	25	16.64	-1.07	-1.65
Dec-02	17	4	4.25	5.85	271	27	10.04	-1.44	-1.88
Jan-03	18	2	9.00	2.83	185	18	10.28	-0.16	-1.1
Feb-03	12	2	6.00	4.24	262	17	15.41	-1.05	-1.64
Mar-03	30	2	15.00	0.00	50	10	5.00	1.87	0.13
Apr-03	21	4	5.25	3.95	100	18	5.56	-0.09	-1.05
May-03	47	6	7.83	4.22	134	12	11.17	-0.66	-1.4
Jun-03	8	2	4.00	1.41	109	18	6.06	-0.5	-1.31
Jul-03	5	1	5.00		113	23	4.91	0.64	-0.61



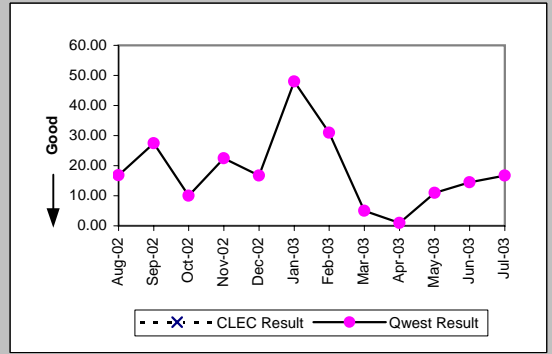
Unbundled Loop ISDN Capable (Parity)									
Date	CLEC Num	CLEC Denc	CLEC Resu	CLEC Std	Qwest Num	Qwest Denc	Qwest Resu	Mod Z Scr	Parity Scr
Aug-02	16	2	8.00	8.49	71	9	7.89	-0.14	-1.09
Sep-02	1	1	1.00		131	13	10.08	-0.6	-1.36
Oct-02					1	1	1.00		
Nov-02	7	2	3.50	0.71	29	2	14.50	-1.2	-1.73
Dec-02					25	4	6.25		
Jan-03	4	1	4.00		99	6	16.50	-1.04	-1.64
Feb-03					60	8	7.50		
Mar-03	1	1	1.00		295	20	14.75	-1.66	-2.01
Apr-03					24	2	12.00		
May-03					41	5	8.20		
Jun-03	6	1	6.00		8	3	2.67	3.72	1.26
Jul-03	6	2	3.00	2.83	611	14	43.64	-1.34	-1.82



Unbundled Loop - ADSL Qualified (Parity)									
Date	CLEC Num	CLEC Denc	CLEC Resu	CLEC Std	Qwest Num	Qwest Denc	Qwest Resu	Mod Z Scr	Parity Scr
Aug-02	1	1	1.00		178	29	6.14	-0.53	-1.32
Sep-02					135	30	4.50		
Oct-02					265	46	5.76		
Nov-02					88	23	3.83		
Dec-02					82	22	3.73		
Jan-03	2	1	2.00		64	23	2.78	-0.27	-1.17
Feb-03					80	19	4.21		
Mar-03					69	12	5.75		
Apr-03					67	18	3.72		
May-03					41	17	2.41		
Jun-03					20	9	2.22		
Jul-03					34	16	2.12		

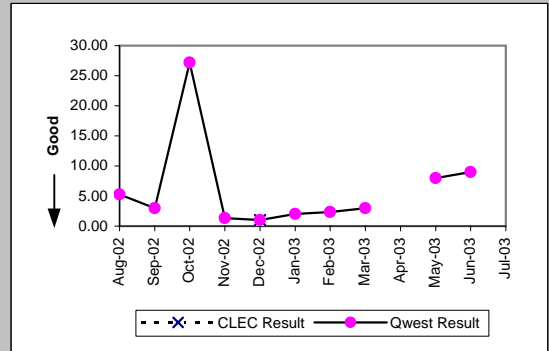


Unbundled Loop - DS3 Capable (Parity)									
Date	CLEC Num	CLEC Denc	CLEC Resu	CLEC Std	Qwest Num	Qwest Denc	Qwest Resu	Mod Z Scr	Parity Scr
Aug-02					185	11	16.82		
Sep-02					165	6	27.50		
Oct-02					10	1	10.00		
Nov-02					112	5	22.40		
Dec-02					50	3	16.67		
Jan-03					96	2	48.00		
Feb-03					155	5	31.00		
Mar-03					5	1	5.00		
Apr-03					2	2	1.00		
May-03					11	1	11.00		
Jun-03					29	2	14.50		
Jul-03					50	3	16.67		

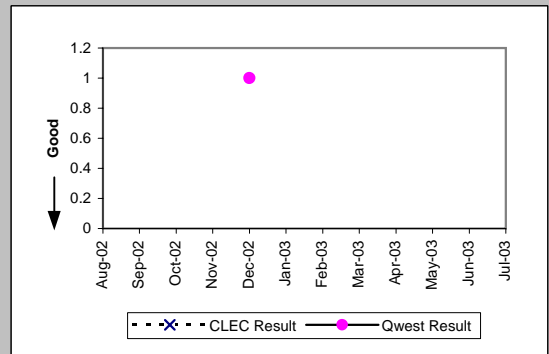


OP-6A-4 - Delayed Days for Non-Facility Reasons (Average Days) - Interval Zone One

Qwest DSL (Parity)									
Date	CLEC Num	CLEC Dend	CLEC Resu	CLEC Std	Qwest Num	Qwest Dend	Qwest Resu	Mod Z Scr	Parity Scr
Aug-02					21	4	5.25		
Sep-02					15	5	3.00		
Oct-02					136	5	27.20		
Nov-02					4	3	1.33		
Dec-02	1	1	1.00		2	2	1.00		
Jan-03					2	1	2.00		
Feb-03					7	3	2.33		
Mar-03					3	1	3.00		
Apr-03									
May-03					32	4	8.00		
Jun-03					9	1	9.00		
Jul-03									

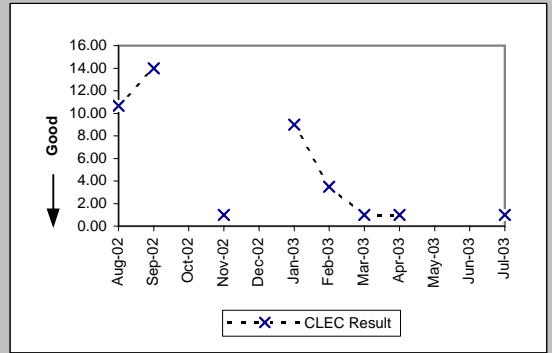


E911 (Parity)									
Date	CLEC Num	CLEC Dend	CLEC Resu	CLEC Std	Qwest Num	Qwest Dend	Qwest Resu	Mod Z Scr	Parity Scr
Aug-02									
Sep-02									
Oct-02									
Nov-02									
Dec-02					1	1	1.00		
Jan-03									
Feb-03									
Mar-03									
Apr-03									
May-03									
Jun-03									
Jul-03									



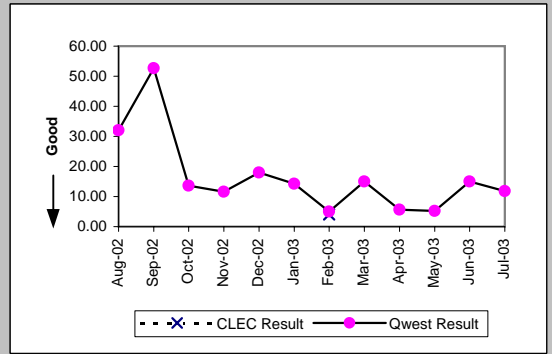
OP-6A-4 - Delayed Days for Non-Facility Reasons (Average Days) - Interval Zone One

Enhanced Extended Loops (EELs) (Diagnostic)					
Date	Num	Denom	CLEC Result	Standard Dev	
Aug-02	32	3	10.67	13.32	
Sep-02	14	1	14.00		
Oct-02					
Nov-02	1	1	1.00		
Dec-02					
Jan-03	27	3	9.00	4.00	
Feb-03	7	2	3.50	3.54	
Mar-03	1	1	1.00		
Apr-03	2	2	1.00	0.00	
May-03					
Jun-03					
Jul-03	1	1	1.00		

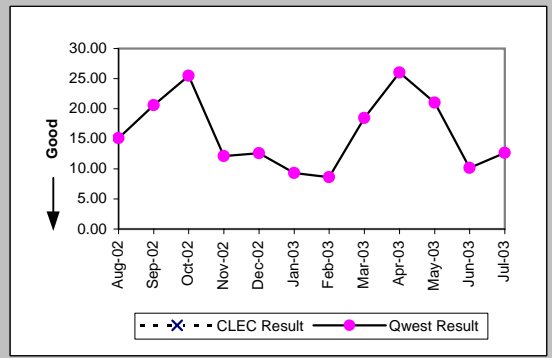


OP-6A-5 - Delayed Days for Non-Facility Reasons (Average Days) - Interval Zone Two

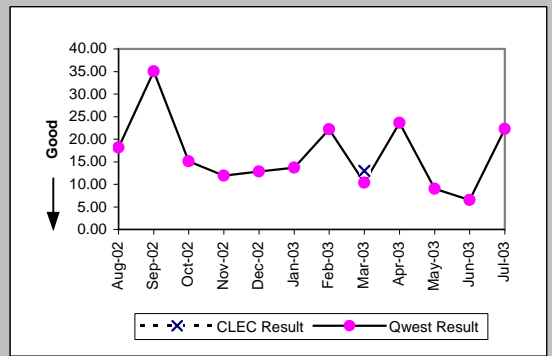
ISDN Primary (Parity)									
Date	CLEC Num	CLEC Denc	CLEC Resu	CLEC Std	Qwest Num	Qwest Denc	Qwest Resu	Mod Z Scr	Parity Scr
Aug-02					320	10	32.00		
Sep-02					2211	42	52.64		
Oct-02					287	21	13.67		
Nov-02					128	11	11.64		
Dec-02					986	55	17.93		
Jan-03					114	8	14.25		
Feb-03	4	1	4.00		35	7	5.00	-0.29	-1.17
Mar-03					45	3	15.00		
Apr-03					17	3	5.67		
May-03					21	4	5.25		
Jun-03					390	26	15.00		
Jul-03					130	11	11.82		



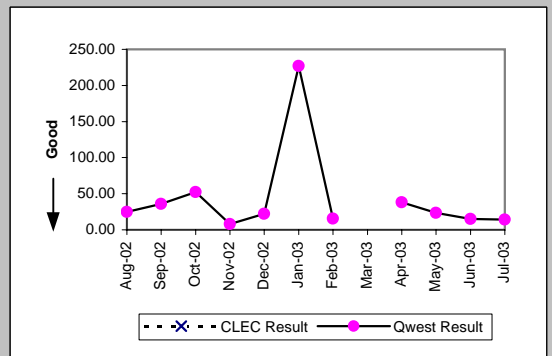
DS0 (Parity)									
Date	CLEC Num	CLEC Denc	CLEC Resu	CLEC Std	Qwest Num	Qwest Denc	Qwest Resu	Mod Z Scr	Parity Scr
Aug-02					348	23	15.13		
Sep-02					103	5	20.60		
Oct-02					331	13	25.46		
Nov-02					85	7	12.14		
Dec-02					126	10	12.60		
Jan-03					93	10	9.30		
Feb-03					86	10	8.60		
Mar-03					203	11	18.45		
Apr-03					104	4	26.00		
May-03					210	10	21.00		
Jun-03					193	19	10.16		
Jul-03					38	3	12.67		



DS1 (Parity)									
Date	CLEC Num	CLEC Denc	CLEC Resu	CLEC Std	Qwest Num	Qwest Denc	Qwest Resu	Mod Z Scr	Parity Scr
Aug-02					2070	114	18.16		
Sep-02					3295	94	35.05		
Oct-02					605	40	15.12		
Nov-02					309	26	11.88		
Dec-02					373	29	12.86		
Jan-03					452	33	13.70		
Feb-03					799	36	22.19		
Mar-03	26	2	13.00	8.49	290	28	10.36	0.8	-0.51
Apr-03					920	39	23.59		
May-03					252	28	9.00		
Jun-03					157	24	6.54		
Jul-03					534	24	22.25		

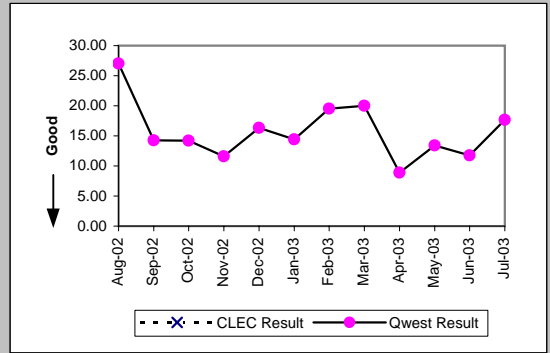


DS3 (Parity)									
Date	CLEC Num	CLEC Denc	CLEC Resu	CLEC Std	Qwest Num	Qwest Denc	Qwest Resu	Mod Z Scr	Parity Scr
Aug-02					248	10	24.80		
Sep-02					72	2	36.00		
Oct-02					105	2	52.50		
Nov-02					8	1	8.00		
Dec-02					89	4	22.25		
Jan-03					227	1	227.00		
Feb-03					78	5	15.60		
Mar-03									
Apr-03					190	5	38.00		
May-03					70	3	23.33		
Jun-03					30	2	15.00		
Jul-03					144	10	14.40		

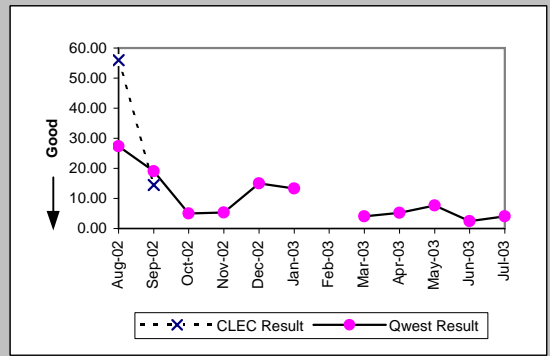


OP-6A-5 - Delayed Days for Non-Facility Reasons (Average Days) - Interval Zone Two

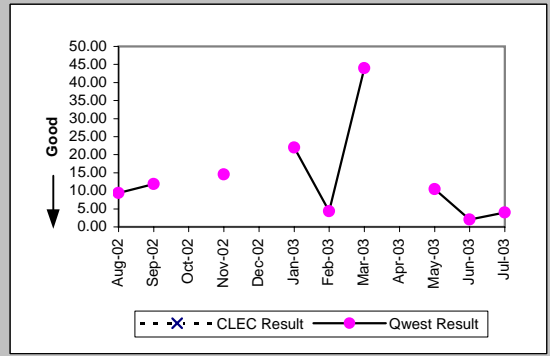
Frame Relay (Parity)									
Date	CLEC Num	CLEC Dend	CLEC Resu	CLEC Std	Qwest Num	Qwest Dend	Qwest Resu	Mod Z Scr	Parity Scr
Aug-02					243	9	27.00		
Sep-02					171	12	14.25		
Oct-02					128	9	14.22		
Nov-02					116	10	11.60		
Dec-02					212	13	16.31		
Jan-03					202	14	14.43		
Feb-03					273	14	19.50		
Mar-03					160	8	20.00		
Apr-03					80	9	8.89		
May-03					94	7	13.43		
Jun-03					47	4	11.75		
Jul-03					106	6	17.67		



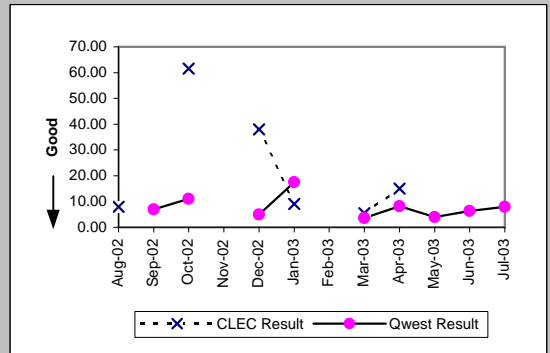
PBX (Parity)									
Date	CLEC Num	CLEC Dend	CLEC Resu	CLEC Std	Qwest Num	Qwest Dend	Qwest Resu	Mod Z Scr	Parity Scr
Aug-02	56	1	56.00		164	6	27.33	0.67	-0.6
Sep-02	29	2	14.50	0.71	95	5	19.00	-0.58	-1.35
Oct-02					10	2	5.00		
Nov-02					16	3	5.33		
Dec-02					15	1	15.00		
Jan-03					40	3	13.33		
Feb-03					4	1	4.00		
Mar-03					26	5	5.20		
Apr-03					23	3	7.67		
May-03					10	4	2.50		
Jun-03					8	2	4.00		
Jul-03									



Basic Rate ISDN (Parity)									
Date	CLEC Num	CLEC Dend	CLEC Resu	CLEC Std	Qwest Num	Qwest Dend	Qwest Resu	Mod Z Scr	Parity Scr
Aug-02					150	16	9.38		
Sep-02					83	7	11.86		
Oct-02									
Nov-02					29	2	14.50		
Dec-02									
Jan-03					44	2	22.00		
Feb-03					13	3	4.33		
Mar-03					44	1	44.00		
Apr-03									
May-03					21	2	10.50		
Jun-03					6	3	2.00		
Jul-03					8	2	4.00		

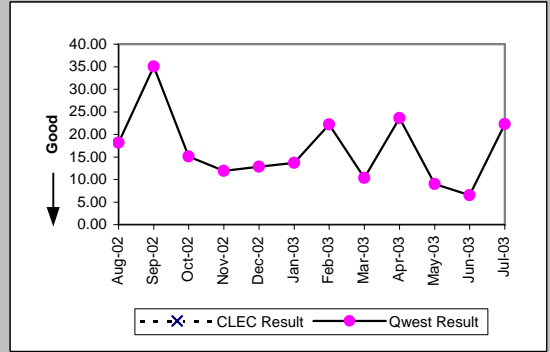


LIS Trunk (Parity)									
Date	CLEC Num	CLEC Dend	CLEC Resu	CLEC Std	Qwest Num	Qwest Dend	Qwest Resu	Mod Z Scr	Parity Scr
Aug-02	8	1	8.00						
Sep-02					7	1	7.00		
Oct-02	123	2	61.50	24.75	11	1	11.00		
Nov-02									
Dec-02	38	1	38.00		5	1	5.00		
Jan-03	9	1	9.00		35	2	17.50	-9.81	-6.97
Feb-03									
Mar-03	11	2	5.50	6.36	18	5	3.60	1.32	-0.2
Apr-03	15	1	15.00		41	5	8.20	0.85	-0.48
May-03					4	1	4.00		
Jun-03					19	3	6.33		
Jul-03					16	2	8.00		

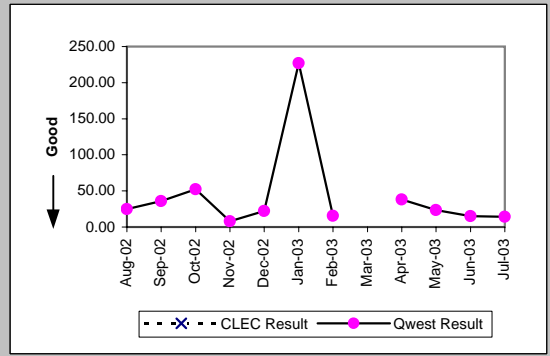


OP-6A-5 - Delayed Days for Non-Facility Reasons (Average Days) - Interval Zone Two

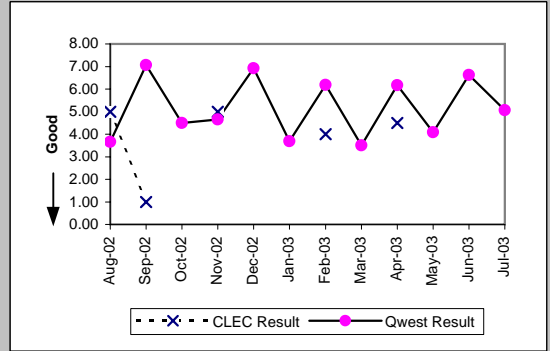
UDIT DS1 (Parity)									
Date	CLEC Num	CLEC Denc	CLEC Resu	CLEC Std	Qwest Num	Qwest Denc	Qwest Resu	Mod Z Scr	Parity Scr
Aug-02					2070	114	18.16		
Sep-02					3295	94	35.05		
Oct-02					605	40	15.12		
Nov-02					309	26	11.88		
Dec-02					373	29	12.86		
Jan-03					452	33	13.70		
Feb-03					799	36	22.19		
Mar-03					290	28	10.36		
Apr-03					920	39	23.59		
May-03					252	28	9.00		
Jun-03					157	24	6.54		
Jul-03					534	24	22.25		



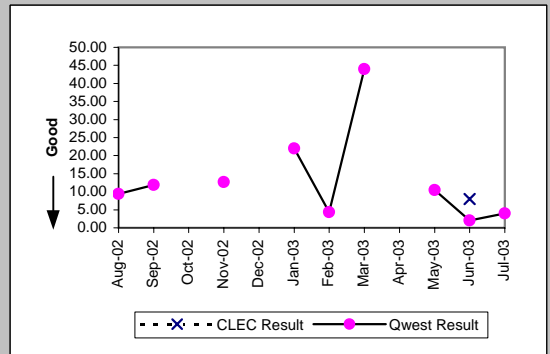
UDIT Above DS1 Level (Parity)									
Date	CLEC Num	CLEC Denc	CLEC Resu	CLEC Std	Qwest Num	Qwest Denc	Qwest Resu	Mod Z Scr	Parity Scr
Aug-02					248	10	24.80		
Sep-02					72	2	36.00		
Oct-02					105	2	52.50		
Nov-02					8	1	8.00		
Dec-02					89	4	22.25		
Jan-03					227	1	227.00		
Feb-03					78	5	15.60		
Mar-03									
Apr-03					190	5	38.00		
May-03					70	3	23.33		
Jun-03					30	2	15.00		
Jul-03					144	10	14.40		



Unbundled Loop Analog (Parity)									
Date	CLEC Num	CLEC Denc	CLEC Resu	CLEC Std	Qwest Num	Qwest Denc	Qwest Resu	Mod Z Scr	Parity Scr
Aug-02	35	7	5.00	0.58	223	61	3.66	1.08	-0.34
Sep-02	1	1	1.00		311	44	7.07	-0.36	-1.22
Oct-02					207	46	4.50		
Nov-02	10	2	5.00	0.00	186	40	4.65	0.51	-0.69
Dec-02					256	37	6.92		
Jan-03					225	61	3.69		
Feb-03	4	1	4.00		229	37	6.19	-0.19	-1.11
Mar-03					119	34	3.50		
Apr-03	18	4	4.50	0.58	259	42	6.17	-0.23	-1.14
May-03					135	33	4.09		
Jun-03					265	40	6.62		
Jul-03					177	35	5.06		



Unbundled Loop - 2 Wire Non-Loaded (Parity)									
Date	CLEC Num	CLEC Denc	CLEC Resu	CLEC Std	Qwest Num	Qwest Denc	Qwest Resu	Mod Z Scr	Parity Scr
Aug-02					150	16	9.38		
Sep-02					83	7	11.86		
Oct-02									
Nov-02					38	3	12.67		
Dec-02									
Jan-03					44	2	22.00		
Feb-03					13	3	4.33		
Mar-03					44	1	44.00		
Apr-03									
May-03					21	2	10.50		
Jun-03	8	1	8.00		6	3	2.00		
Jul-03					8	2	4.00		

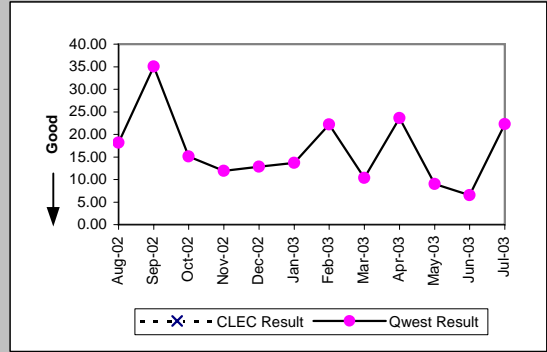




OP-6A-5 - Delayed Days for Non-Facility Reasons (Average Days) - Interval Zone Two

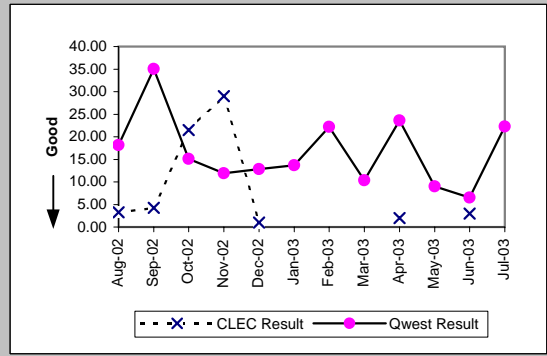
Unbundled Loop - 4 Wire Non-Loaded (Parity)

Date	CLEC Num	CLEC Denc	CLEC Resu	CLEC Std	Qwest Num	Qwest Denc	Qwest Resu	Mod Z Scr	Parity Scr
Aug-02					2070	114	18.16		
Sep-02					3295	94	35.05		
Oct-02					605	40	15.12		
Nov-02					309	26	11.88		
Dec-02					373	29	12.86		
Jan-03					452	33	13.70		
Feb-03					799	36	22.19		
Mar-03					290	28	10.36		
Apr-03					920	39	23.59		
May-03					252	28	9.00		
Jun-03					157	24	6.54		
Jul-03					534	24	22.25		



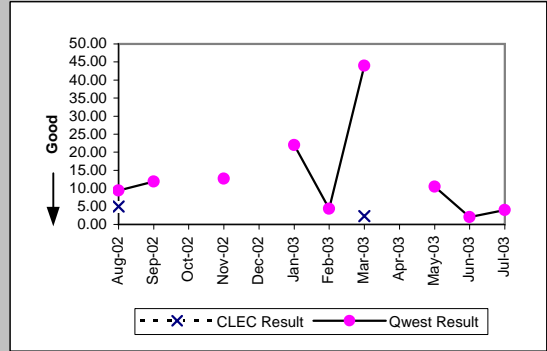
Unbundled Loop - DS1 Capable (Parity)

Date	CLEC Num	CLEC Denc	CLEC Resu	CLEC Std	Qwest Num	Qwest Denc	Qwest Resu	Mod Z Scr	Parity Scr
Aug-02	13	4	3.25	2.63	2070	114	18.16	-1.93	-2.17
Sep-02	17	4	4.25	2.87	3295	94	35.05	-1.39	-1.84
Oct-02	43	2	21.50	10.61	605	40	15.12	0.63	-0.61
Nov-02	29	1	29.00		309	26	11.88	1.23	-0.25
Dec-02	1	1	1.00		373	29	12.86	-0.85	-1.52
Jan-03					452	33	13.70		
Feb-03					799	36	22.19		
Mar-03					290	28	10.36		
Apr-03	2	1	2.00		920	39	23.59	-0.48	-1.29
May-03					252	28	9.00		
Jun-03	3	1	3.00		157	24	6.54	-0.48	-1.29
Jul-03					534	24	22.25		



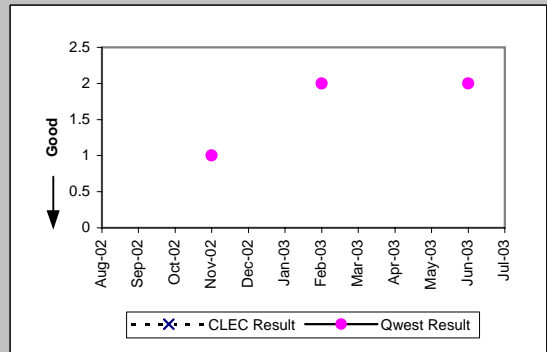
Unbundled Loop ISDN Capable (Parity)

Date	CLEC Num	CLEC Denc	CLEC Resu	CLEC Std	Qwest Num	Qwest Denc	Qwest Resu	Mod Z Scr	Parity Scr
Aug-02	5	1	5.00		150	16	9.38	-0.61	-1.37
Sep-02					83	7	11.86		
Oct-02									
Nov-02					38	3	12.67		
Dec-02									
Jan-03					44	2	22.00		
Feb-03					13	3	4.33		
Mar-03	7	3	2.33	1.53	44	1	44.00		
Apr-03									
May-03					21	2	10.50		
Jun-03					6	3	2.00		
Jul-03					8	2	4.00		



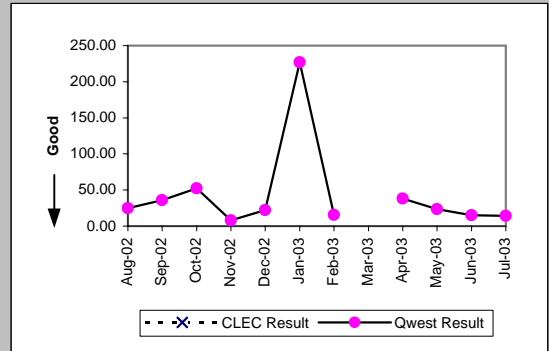
Unbundled Loop - ADSL Qualified (Parity)

Date	CLEC Num	CLEC Denc	CLEC Resu	CLEC Std	Qwest Num	Qwest Denc	Qwest Resu	Mod Z Scr	Parity Scr
Aug-02									
Sep-02									
Oct-02									
Nov-02					1	1	1.00		
Dec-02									
Jan-03									
Feb-03					2	1	2.00		
Mar-03									
Apr-03									
May-03									
Jun-03					2	1	2.00		
Jul-03									

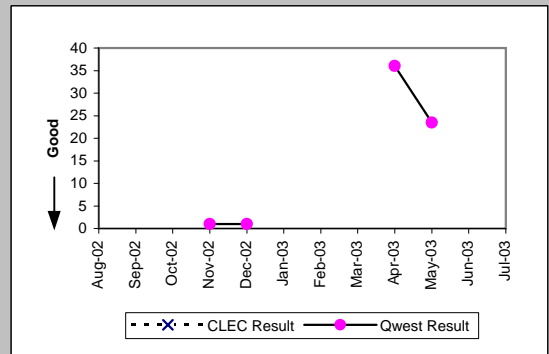


OP-6A-5 - Delayed Days for Non-Facility Reasons (Average Days) - Interval Zone Two

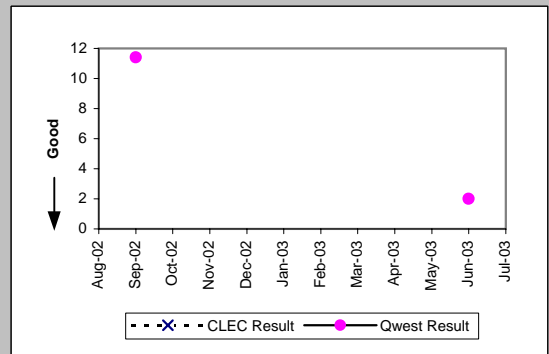
Unbundled Loop - DS3 Capable (Parity)									
Date	CLEC Num	CLEC Dend	CLEC Resu	CLEC Std	Qwest Num	Qwest Dend	Qwest Resu	Mod Z Scr	Parity Scr
Aug-02					248	10	24.80		
Sep-02					72	2	36.00		
Oct-02					105	2	52.50		
Nov-02					8	1	8.00		
Dec-02					89	4	22.25		
Jan-03					227	1	227.00		
Feb-03					78	5	15.60		
Mar-03									
Apr-03					190	5	38.00		
May-03					70	3	23.33		
Jun-03					30	2	15.00		
Jul-03					144	10	14.40		



Qwest DSL (Parity)									
Date	CLEC Num	CLEC Dend	CLEC Resu	CLEC Std	Qwest Num	Qwest Dend	Qwest Resu	Mod Z Scr	Parity Scr
Aug-02									
Sep-02									
Oct-02									
Nov-02					1	1	1.00		
Dec-02					1	1	1.00		
Jan-03									
Feb-03									
Mar-03									
Apr-03					36	1	36.00		
May-03					47	2	23.50		
Jun-03									
Jul-03									

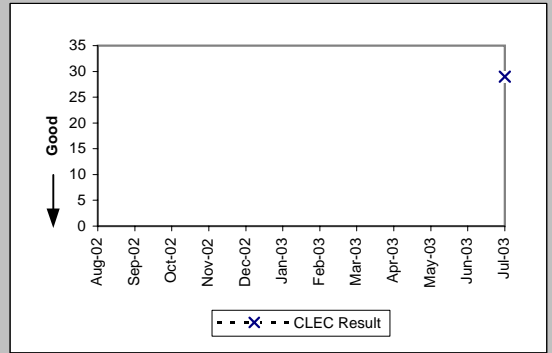


E911 (Parity)									
Date	CLEC Num	CLEC Dend	CLEC Resu	CLEC Std	Qwest Num	Qwest Dend	Qwest Resu	Mod Z Scr	Parity Scr
Aug-02									
Sep-02					57	5	11.40		
Oct-02									
Nov-02									
Dec-02									
Jan-03									
Feb-03									
Mar-03									
Apr-03									
May-03									
Jun-03					4	2	2.00		
Jul-03									



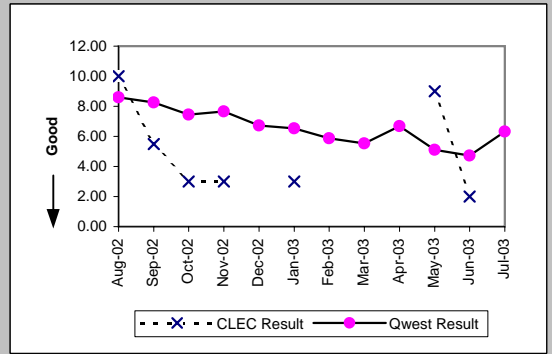
OP-6A-5 - Delayed Days for Non-Facility Reasons (Average Days) - Interval Zone Two

Enhanced Extended Loops (EELs) (Diagnostic)				
Date	Num	Denom	CLEC Result	Standard Dev
Aug-02				
Sep-02				
Oct-02				
Nov-02				
Dec-02				
Jan-03				
Feb-03				
Mar-03				
Apr-03				
May-03				
Jun-03				
Jul-03	29	1	29.00	

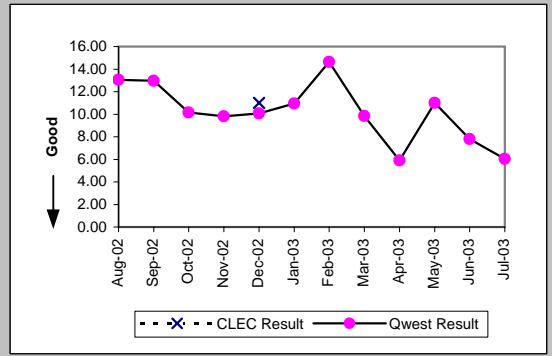


OP-6B-1 - Delayed Days for Facility Reasons (Average Days) - Dispatches within MSAs

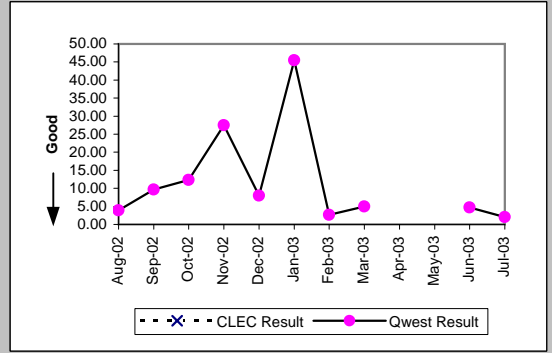
Residence (Parity)									
Date	CLEC Num	CLEC Denc	CLEC Resu	CLEC Std	Qwest Num	Qwest Denc	Qwest Resu	Mod Z Scr	Parity Scr
Aug-02	10	1	10.00		2524	294	8.59	0.5	-0.7
Sep-02	11	2	5.50	4.95	2021	245	8.25	-0.46	-1.28
Oct-02	6	2	3.00	2.83	1712	230	7.44	-0.68	-1.41
Nov-02	3	1	3.00		1377	180	7.65	-0.45	-1.28
Dec-02					1406	209	6.73		
Jan-03	9	3	3.00	2.65	1351	207	6.53	-0.86	-1.52
Feb-03					710	121	5.87		
Mar-03					554	100	5.54		
Apr-03					661	99	6.68		
May-03	9	1	9.00		413	81	5.10	0.9	-0.45
Jun-03	2	1	2.00		303	64	4.73	-0.55	-1.34
Jul-03					613	97	6.32		



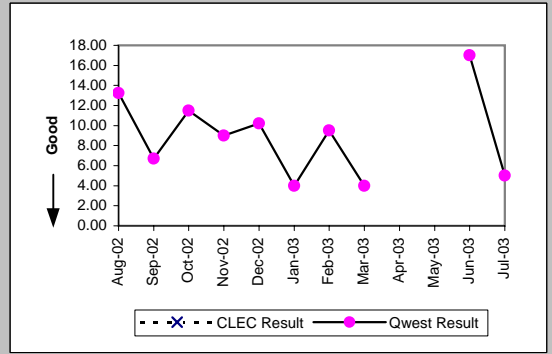
Business (Parity)									
Date	CLEC Num	CLEC Denc	CLEC Resu	CLEC Std	Qwest Num	Qwest Denc	Qwest Resu	Mod Z Scr	Parity Scr
Aug-02					979	75	13.05		
Sep-02					843	65	12.97		
Oct-02					822	81	10.15		
Nov-02					530	54	9.81		
Dec-02	22	2	11.00	0.00	825	82	10.06	0.29	-0.83
Jan-03					657	60	10.95		
Feb-03					791	54	14.65		
Mar-03					394	40	9.85		
Apr-03					183	31	5.90		
May-03					209	19	11.00		
Jun-03					312	40	7.80		
Jul-03					248	41	6.05		



Centrex (Parity)									
Date	CLEC Num	CLEC Denc	CLEC Resu	CLEC Std	Qwest Num	Qwest Denc	Qwest Resu	Mod Z Scr	Parity Scr
Aug-02					43	11	3.91		
Sep-02					135	14	9.64		
Oct-02					123	10	12.30		
Nov-02					110	4	27.50		
Dec-02					24	3	8.00		
Jan-03					182	4	45.50		
Feb-03					8	3	2.67		
Mar-03					5	1	5.00		
Apr-03									
May-03									
Jun-03					33	7	4.71		
Jul-03					2	1	2.00		

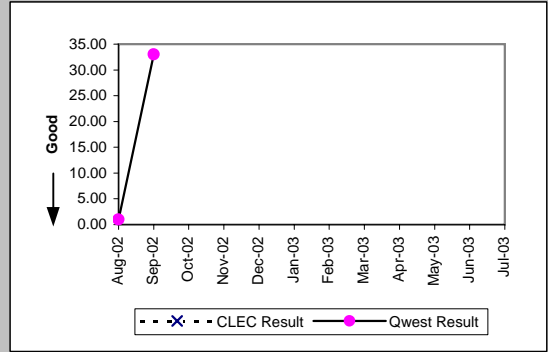


Centrex 21 (Parity)									
Date	CLEC Num	CLEC Denc	CLEC Resu	CLEC Std	Qwest Num	Qwest Denc	Qwest Resu	Mod Z Scr	Parity Scr
Aug-02					106	8	13.25		
Sep-02					67	10	6.70		
Oct-02					23	2	11.50		
Nov-02					18	2	9.00		
Dec-02					51	5	10.20		
Jan-03					16	4	4.00		
Feb-03					19	2	9.50		
Mar-03					4	1	4.00		
Apr-03									
May-03									
Jun-03					17	1	17.00		
Jul-03					30	6	5.00		

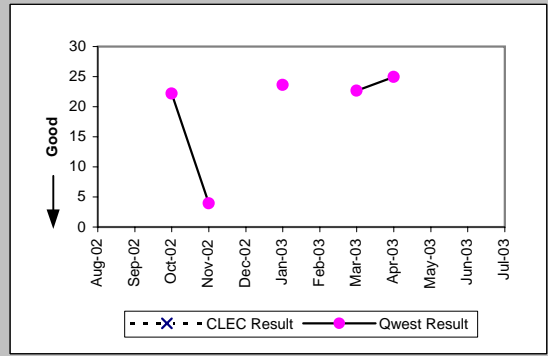


OP-6B-1 - Delayed Days for Facility Reasons (Average Days) - Dispatches within MSAs

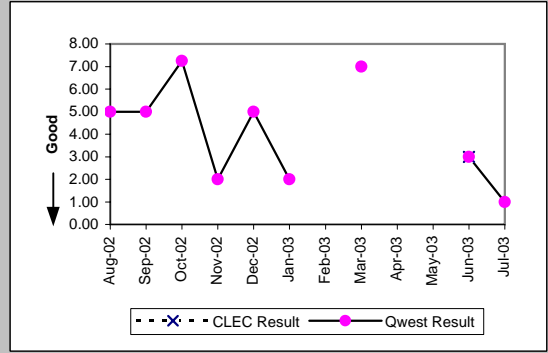
PBX (Parity)									
Date	CLEC Num	CLEC Denc	CLEC Resu	CLEC Std I	Qwest Num	Qwest Denc	Qwest Resu	Mod Z Scr	Parity Scr
Aug-02					1	1	1.00		
Sep-02					66	2	33.00		
Oct-02									
Nov-02									
Dec-02									
Jan-03									
Feb-03									
Mar-03									
Apr-03									
May-03									
Jun-03									
Jul-03									



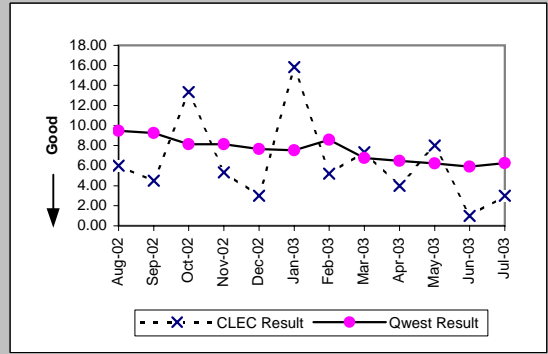
DSO (Parity)									
Date	CLEC Num	CLEC Denc	CLEC Resu	CLEC Std I	Qwest Num	Qwest Denc	Qwest Resu	Mod Z Scr	Parity Scr
Aug-02									
Sep-02									
Oct-02					1087	49	22.18		
Nov-02					122	31	3.94		
Dec-02									
Jan-03					945	40	23.62		
Feb-03									
Mar-03					951	42	22.64		
Apr-03					574	23	24.96		
May-03									
Jun-03									
Jul-03									



Qwest DSL (Parity)									
Date	CLEC Num	CLEC Denc	CLEC Resu	CLEC Std I	Qwest Num	Qwest Denc	Qwest Resu	Mod Z Scr	Parity Scr
Aug-02					20	4	5.00		
Sep-02					25	5	5.00		
Oct-02					29	4	7.25		
Nov-02					8	4	2.00		
Dec-02					5	1	5.00		
Jan-03					6	3	2.00		
Feb-03									
Mar-03					7	1	7.00		
Apr-03									
May-03									
Jun-03	3	1	3.00		9	3	3.00	0	-1
Jul-03					1	1	1.00		

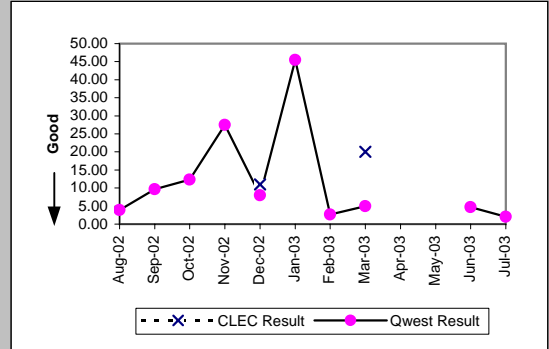


UNE - P (POTS) (Parity)									
Date	CLEC Num	CLEC Denc	CLEC Resu	CLEC Std I	Qwest Num	Qwest Denc	Qwest Resu	Mod Z Scr	Parity Scr
Aug-02	18	3	6.00	1.73	3503	369	9.49	-0.58	-1.35
Sep-02	9	2	4.50	2.12	2864	310	9.24	-0.64	-1.39
Oct-02	40	3	13.33	12.86	2534	311	8.15	1.23	-0.25
Nov-02	16	3	5.33	0.58	1907	234	8.15	-0.48	-1.29
Dec-02	6	2	3.00	1.41	2231	291	7.67	-0.73	-1.44
Jan-03	95	6	15.83	28.60	2008	267	7.52	1.51	-0.08
Feb-03	26	5	5.20	3.35	1501	175	8.58	-0.5	-1.3
Mar-03	22	3	7.33	6.51	948	140	6.77	0.52	-0.68
Apr-03	16	4	4.00	1.63	844	130	6.49	-0.46	-1.28
May-03	8	1	8.00		622	100	6.22	0.67	-0.59
Jun-03	1	1	1.00		615	104	5.91	-0.77	-1.47
Jul-03	3	1	3.00		861	138	6.24	-0.35	-1.21

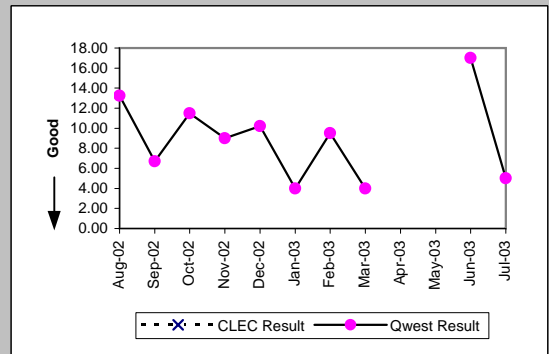


OP-6B-1 - Delayed Days for Facility Reasons (Average Days) - Dispatches within MSAs

UNE P (Centrex) (Parity)									
Date	CLEC Num	CLEC Denc	CLEC Resu	CLEC Std	Qwest Num	Qwest Denc	Qwest Resu	Mod Z Scr	Parity Scr
Aug-02					43	11	3.91		
Sep-02					135	14	9.64		
Oct-02					123	10	12.30		
Nov-02					110	4	27.50		
Dec-02	11	1	11.00		24	3	8.00		
Jan-03					182	4	45.50		
Feb-03					8	3	2.67		
Mar-03	20	1	20.00		5	1	5.00		
Apr-03									
May-03									
Jun-03					33	7	4.71		
Jul-03					2	1	2.00		

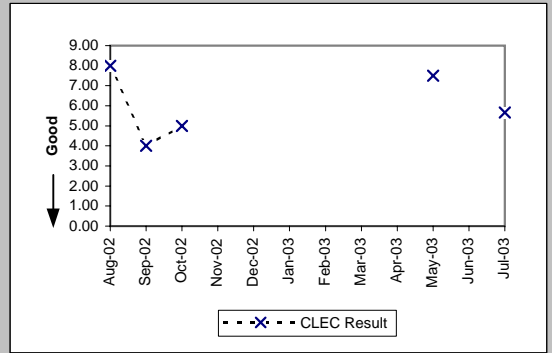


UNE P (Centrex 21) (Parity)									
Date	CLEC Num	CLEC Denc	CLEC Resu	CLEC Std	Qwest Num	Qwest Denc	Qwest Resu	Mod Z Scr	Parity Scr
Aug-02					106	8	13.25		
Sep-02					67	10	6.70		
Oct-02					23	2	11.50		
Nov-02					18	2	9.00		
Dec-02					51	5	10.20		
Jan-03					16	4	4.00		
Feb-03					19	2	9.50		
Mar-03					4	1	4.00		
Apr-03									
May-03									
Jun-03					17	1	17.00		
Jul-03					30	6	5.00		



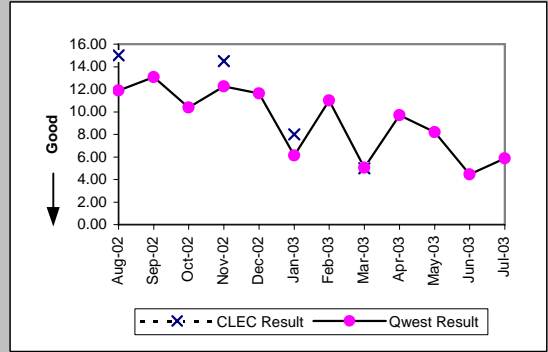
OP-6B-1 - Delayed Days for Facility Reasons (Average Days) - Dispatches within MSAs

Line Sharing (Diagnostic)					
Date	Numerator	Denominator	CLEC Result	Standard Dev	
Aug-02	8	1	8.00		
Sep-02	4	1	4.00		
Oct-02	5	1	5.00		
Nov-02					
Dec-02					
Jan-03					
Feb-03					
Mar-03					
Apr-03					
May-03	30	4	7.50	5.45	
Jun-03					
Jul-03	17	3	5.67	5.51	

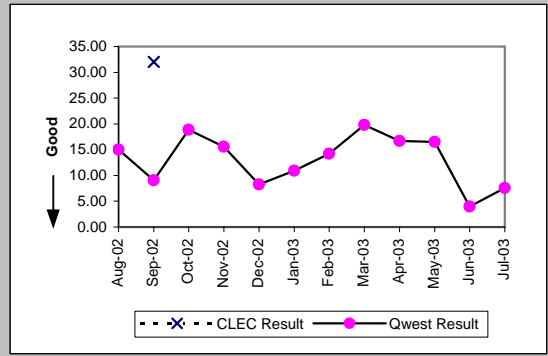


OP-6B-2 - Delayed Days for Facility Reasons (Average Days) - Dispatches outside MSAs

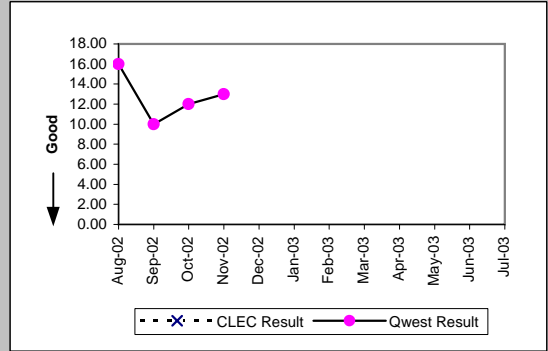
Residence (Parity)									
Date	CLEC Num	CLEC Denc	CLEC Resu	CLEC Std	Qwest Num	Qwest Denc	Qwest Resu	Mod Z Scr	Parity Scr
Aug-02	15	1	15.00		880	74	11.89	0.68	-0.58
Sep-02					1007	77	13.08		
Oct-02					768	74	10.38		
Nov-02	29	2	14.50	6.36	845	69	12.25	1.04	-0.37
Dec-02					906	78	11.62		
Jan-03	8	1	8.00		367	60	6.12	0.56	-0.66
Feb-03					506	46	11.00		
Mar-03	5	1	5.00		162	32	5.06	-0.01	-1.01
Apr-03					310	32	9.69		
May-03					328	40	8.20		
Jun-03					142	32	4.44		
Jul-03					164	28	5.86		



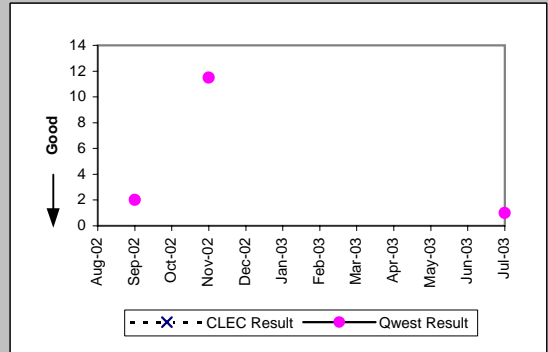
Business (Parity)									
Date	CLEC Num	CLEC Denc	CLEC Resu	CLEC Std	Qwest Num	Qwest Denc	Qwest Resu	Mod Z Scr	Parity Scr
Aug-02		1	32.00		150	10	15.00		
Sep-02	32				181	20	9.05	2.01	0.22
Oct-02					283	15	18.87		
Nov-02					171	11	15.55		
Dec-02					149	18	8.28		
Jan-03					164	15	10.93		
Feb-03					71	5	14.20		
Mar-03					218	11	19.82		
Apr-03					117	7	16.71		
May-03					66	4	16.50		
Jun-03					32	8	4.00		
Jul-03					38	5	7.60		



Centrex (Parity)									
Date	CLEC Num	CLEC Denc	CLEC Resu	CLEC Std	Qwest Num	Qwest Denc	Qwest Resu	Mod Z Scr	Parity Scr
Aug-02					48	3	16.00		
Sep-02					10	1	10.00		
Oct-02					48	4	12.00		
Nov-02					26	2	13.00		
Dec-02									
Jan-03									
Feb-03									
Mar-03									
Apr-03									
May-03									
Jun-03									
Jul-03									



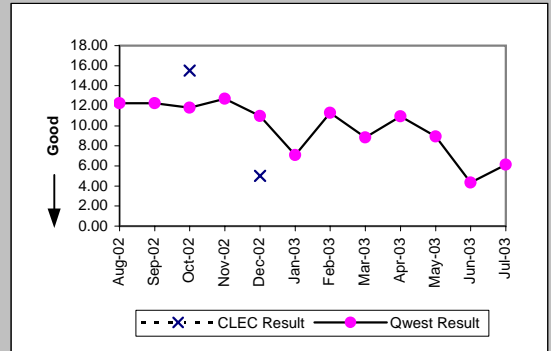
Centrex 21 (Parity)									
Date	CLEC Num	CLEC Denc	CLEC Resu	CLEC Std	Qwest Num	Qwest Denc	Qwest Resu	Mod Z Scr	Parity Scr
Aug-02									
Sep-02					2	1	2.00		
Oct-02									
Nov-02					23	2	11.50		
Dec-02									
Jan-03									
Feb-03									
Mar-03									
Apr-03									
May-03									
Jun-03									
Jul-03					1	1	1.00		



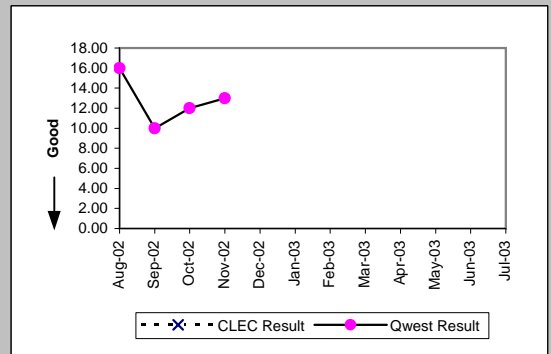


OP-6B-2 - Delayed Days for Facility Reasons (Average Days) - Dispatches outside MSAs

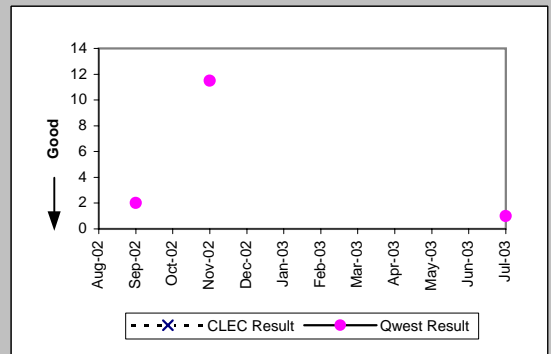
UNE - P (POTS) (Parity)									
Date	CLEC Num	CLEC Dend	CLEC Resu	CLEC Std	Qwest Num	Qwest Dend	Qwest Resu	Mod Z Scr	Parity Scr
Aug-02					1030	84	12.26		
Sep-02					1188	97	12.25		
Oct-02	31	2	15.50	10.61	1051	89	11.81	0.92	-0.44
Nov-02					1016	80	12.70		
Dec-02	5	1	5.00		1055	96	10.99	-0.4	-1.24
Jan-03					531	75	7.08		
Feb-03					577	51	11.31		
Mar-03					380	43	8.84		
Apr-03					427	39	10.95		
May-03					394	44	8.95		
Jun-03					174	40	4.35		
Jul-03					202	33	6.12		



UNE P (Centrex) (Parity)									
Date	CLEC Num	CLEC Dend	CLEC Resu	CLEC Std	Qwest Num	Qwest Dend	Qwest Resu	Mod Z Scr	Parity Scr
Aug-02					48	3	16.00		
Sep-02					10	1	10.00		
Oct-02					48	4	12.00		
Nov-02					26	2	13.00		
Dec-02									
Jan-03									
Feb-03									
Mar-03									
Apr-03									
May-03									
Jun-03									
Jul-03									

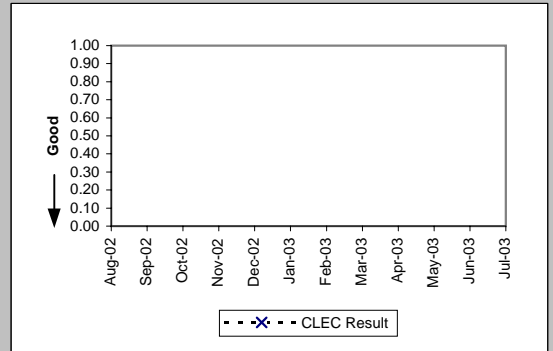


UNE P (Centrex 21) (Parity)									
Date	CLEC Num	CLEC Dend	CLEC Resu	CLEC Std	Qwest Num	Qwest Dend	Qwest Resu	Mod Z Scr	Parity Scr
Aug-02									
Sep-02					2	1	2.00		
Oct-02									
Nov-02					23	2	11.50		
Dec-02									
Jan-03									
Feb-03									
Mar-03									
Apr-03									
May-03									
Jun-03									
Jul-03					1	1	1.00		



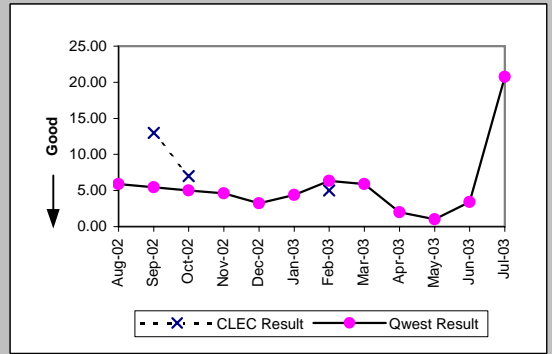
OP-6B-2 - Delayed Days for Facility Reasons (Average Days) - Dispatches outside MSAs

Line Sharing (Diagnostic)				
Date	Numerator	Denominator	CLEC Result	Standard Dev
Aug-02				
Sep-02				
Oct-02				
Nov-02				
Dec-02				
Jan-03				
Feb-03				
Mar-03				
Apr-03				
May-03				
Jun-03				
Jul-03				

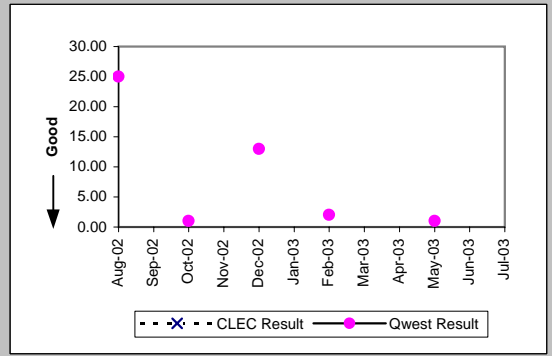


OP-6B-3 - Delayed Days for Facility Reasons (Average Days) - No dispatches

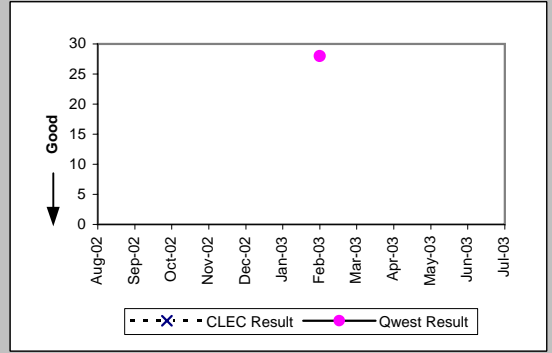
Residence (Parity)									
Date	CLEC Num	CLEC Denc	CLEC Resu	CLEC Std	Qwest Num	Qwest Denc	Qwest Resu	Mod Z Scr	Parity Scr
Aug-02					65	11	5.91		
Sep-02	13	1	13.00		76	14	5.43	1.27	-0.23
Oct-02	7	1	7.00		45	9	5.00	0.3	-0.82
Nov-02					37	8	4.62		
Dec-02					26	8	3.25		
Jan-03					22	5	4.40		
Feb-03	5	1	5.00		19	3	6.33	-0.2	-1.12
Mar-03					53	9	5.89		
Apr-03					2	1	2.00		
May-03					1	1	1.00		
Jun-03					17	5	3.40		
Jul-03					83	4	20.75		



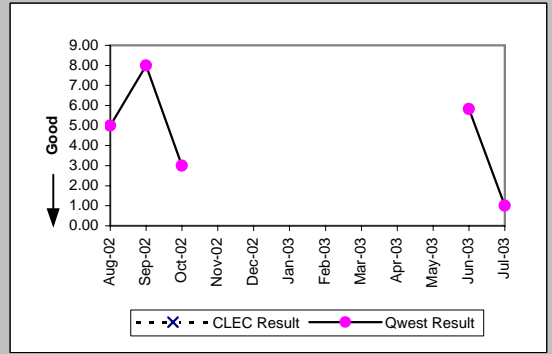
Business (Parity)									
Date	CLEC Num	CLEC Denc	CLEC Resu	CLEC Std	Qwest Num	Qwest Denc	Qwest Resu	Mod Z Scr	Parity Scr
Aug-02					50	2	25.00		
Sep-02									
Oct-02					1	1	1.00		
Nov-02									
Dec-02					13	1	13.00		
Jan-03									
Feb-03					2	1	2.00		
Mar-03									
Apr-03									
May-03					1	1	1.00		
Jun-03									
Jul-03									



Centrex (Parity)									
Date	CLEC Num	CLEC Denc	CLEC Resu	CLEC Std	Qwest Num	Qwest Denc	Qwest Resu	Mod Z Scr	Parity Scr
Aug-02									
Sep-02									
Oct-02									
Nov-02									
Dec-02									
Jan-03									
Feb-03					28	1	28.00		
Mar-03									
Apr-03									
May-03									
Jun-03									
Jul-03									

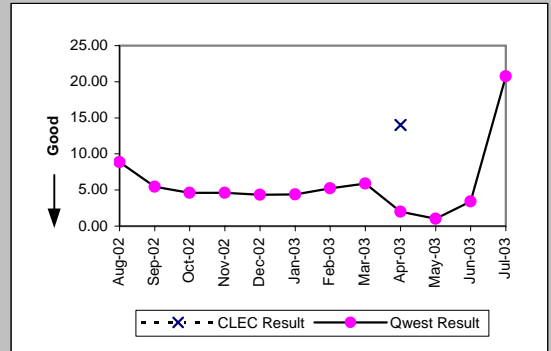


Qwest DSL (Parity)									
Date	CLEC Num	CLEC Denc	CLEC Resu	CLEC Std	Qwest Num	Qwest Denc	Qwest Resu	Mod Z Scr	Parity Scr
Aug-02					30	6	5.00		
Sep-02					16	2	8.00		
Oct-02					3	1	3.00		
Nov-02									
Dec-02									
Jan-03									
Feb-03									
Mar-03									
Apr-03									
May-03									
Jun-03					35	6	5.83		
Jul-03					1	1	1.00		

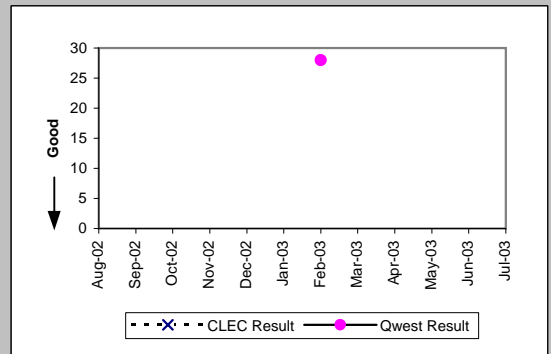


OP-6B-3 - Delayed Days for Facility Reasons (Average Days) - No dispatches

UNE - P (POTS) (Parity)									
Date	CLEC Num	CLEC Denc	CLEC Resu	CLEC Std	Qwest Num	Qwest Denc	Qwest Resu	Mod Z Scr	Parity Scr
Aug-02					115	13	8.85		
Sep-02					76	14	5.43		
Oct-02					46	10	4.60		
Nov-02					37	8	4.62		
Dec-02					39	9	4.33		
Jan-03					22	5	4.40		
Feb-03					21	4	5.25		
Mar-03					53	9	5.89		
Apr-03	14	1	14.00		2	1	2.00		
May-03					2	2	1.00		
Jun-03					17	5	3.40		
Jul-03					83	4	20.75		

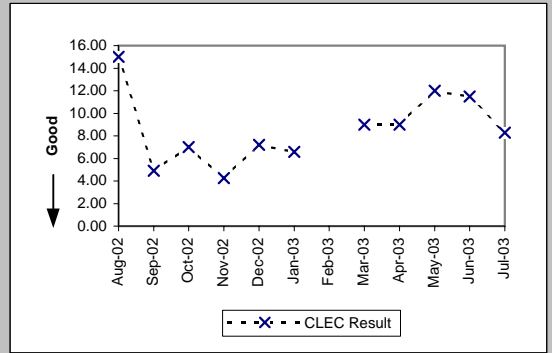


UNE P (Centrex) (Parity)									
Date	CLEC Num	CLEC Denc	CLEC Resu	CLEC Std	Qwest Num	Qwest Denc	Qwest Resu	Mod Z Scr	Parity Scr
Aug-02									
Sep-02									
Oct-02									
Nov-02									
Dec-02									
Jan-03									
Feb-03					28	1	28.00		
Mar-03									
Apr-03									
May-03									
Jun-03									
Jul-03									



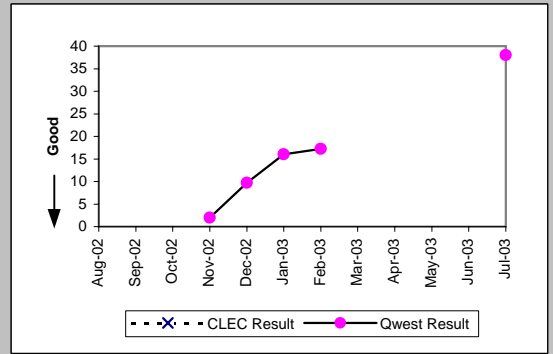
OP-6B-3 - Delayed Days for Facility Reasons (Average Days) - No dispatches

Line Sharing (Diagnostic)					
Date	Numerator	Denominator	CLEC Result	Standard Dev	
Aug-02	60	4	15.00	6.68	
Sep-02	245	50	4.90	2.66	
Oct-02	35	5	7.00	3.16	
Nov-02	17	4	4.25	1.71	
Dec-02	36	5	7.20	3.70	
Jan-03	46	7	6.57	3.78	
Feb-03					
Mar-03	9	1	9.00		
Apr-03	18	2	9.00	0.00	
May-03	48	4	12.00	0.00	
Jun-03	46	4	11.50	1.00	
Jul-03	58	7	8.29	5.06	

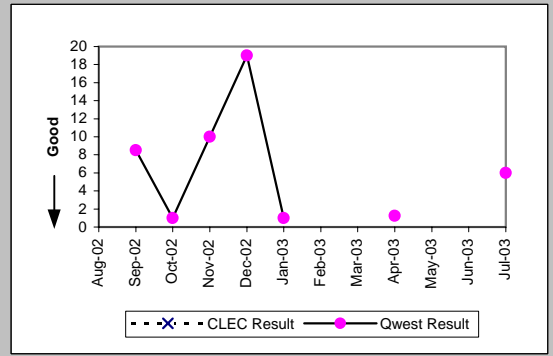


OP-6B-4 - Delayed Days for Facility Reasons (Average Days) - Interval Zone One

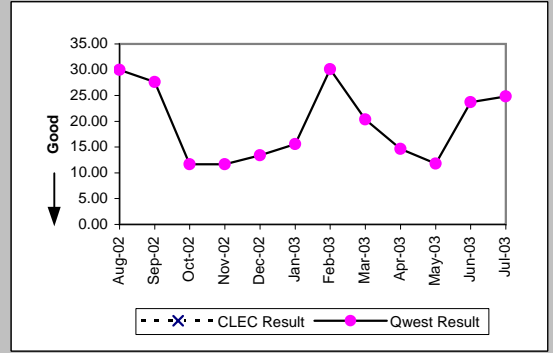
ISDN Primary (Parity)									
Date	CLEC Num	CLEC Denc	CLEC Resu	CLEC Std	Qwest Num	Qwest Denc	Qwest Resu	Mod Z Scr	Parity Scr
Aug-02									
Sep-02									
Oct-02									
Nov-02					2	1	2.00		
Dec-02					39	4	9.75		
Jan-03					16	1	16.00		
Feb-03					86	5	17.20		
Mar-03									
Apr-03									
May-03									
Jun-03									
Jul-03					76	2	38.00		



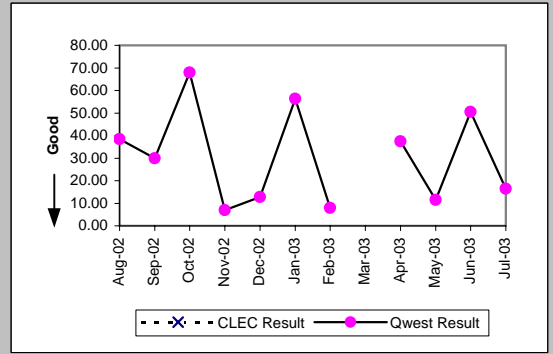
DS0 (Parity)									
Date	CLEC Num	CLEC Denc	CLEC Resu	CLEC Std	Qwest Num	Qwest Denc	Qwest Resu	Mod Z Scr	Parity Scr
Aug-02									
Sep-02					34	4	8.50		
Oct-02					1	1	1.00		
Nov-02					30	3	10.00		
Dec-02					57	3	19.00		
Jan-03					2	2	1.00		
Feb-03									
Mar-03									
Apr-03					5	4	1.25		
May-03									
Jun-03									
Jul-03					12	2	6.00		



DS1 (Parity)									
Date	CLEC Num	CLEC Denc	CLEC Resu	CLEC Std	Qwest Num	Qwest Denc	Qwest Resu	Mod Z Scr	Parity Scr
Aug-02					240	8	30.00		
Sep-02					138	5	27.60		
Oct-02					432	37	11.68		
Nov-02					292	25	11.68		
Dec-02					536	40	13.40		
Jan-03					451	29	15.55		
Feb-03					421	14	30.07		
Mar-03					122	6	20.33		
Apr-03					190	13	14.62		
May-03					189	16	11.81		
Jun-03					356	15	23.73		
Jul-03					620	25	24.80		

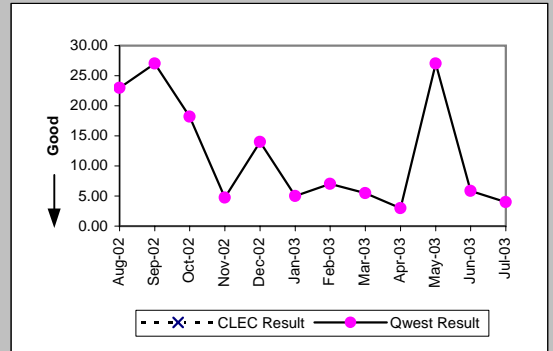


DS3 (Parity)									
Date	CLEC Num	CLEC Denc	CLEC Resu	CLEC Std	Qwest Num	Qwest Denc	Qwest Resu	Mod Z Scr	Parity Scr
Aug-02					77	2	38.50		
Sep-02					30	1	30.00		
Oct-02					68	1	68.00		
Nov-02					14	2	7.00		
Dec-02					64	5	12.80		
Jan-03					169	3	56.33		
Feb-03					8	1	8.00		
Mar-03									
Apr-03					75	2	37.50		
May-03					69	6	11.50		
Jun-03					101	2	50.50		
Jul-03					33	2	16.50		

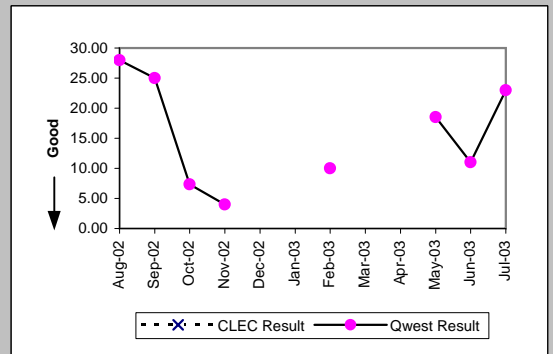


OP-6B-4 - Delayed Days for Facility Reasons (Average Days) - Interval Zone One

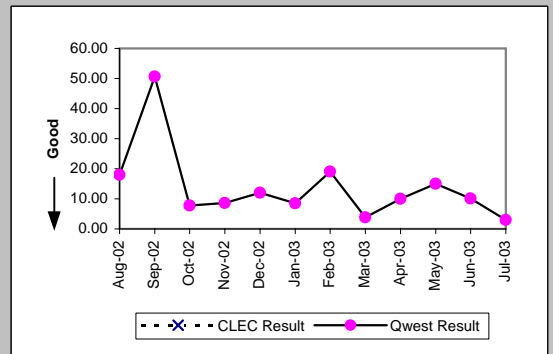
Frame Relay (Parity)									
Date	CLEC Num	CLEC Dend	CLEC Resu	CLEC Std	Qwest Num	Qwest Dend	Qwest Resu	Mod Z Scr	Parity Scr
Aug-02					69	3	23.00		
Sep-02					27	1	27.00		
Oct-02					109	6	18.17		
Nov-02					19	4	4.75		
Dec-02					56	4	14.00		
Jan-03					10	2	5.00		
Feb-03					21	3	7.00		
Mar-03					11	2	5.50		
Apr-03					3	1	3.00		
May-03					54	2	27.00		
Jun-03					35	6	5.83		
Jul-03					8	2	4.00		



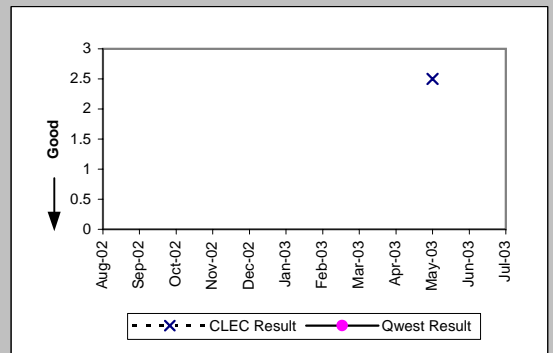
PBX (Parity)									
Date	CLEC Num	CLEC Dend	CLEC Resu	CLEC Std	Qwest Num	Qwest Dend	Qwest Resu	Mod Z Scr	Parity Scr
Aug-02					112	4	28.00		
Sep-02					25	1	25.00		
Oct-02					22	3	7.33		
Nov-02					4	1	4.00		
Dec-02									
Jan-03									
Feb-03					10	1	10.00		
Mar-03									
Apr-03									
May-03					74	4	18.50		
Jun-03					22	2	11.00		
Jul-03					92	4	23.00		



Basic Rate ISDN (Parity)									
Date	CLEC Num	CLEC Dend	CLEC Resu	CLEC Std	Qwest Num	Qwest Dend	Qwest Resu	Mod Z Scr	Parity Scr
Aug-02					36	2	18.00		
Sep-02					152	3	50.67		
Oct-02					62	8	7.75		
Nov-02					52	6	8.67		
Dec-02					36	3	12.00		
Jan-03					137	16	8.56		
Feb-03					38	2	19.00		
Mar-03					31	8	3.88		
Apr-03					80	8	10.00		
May-03					75	5	15.00		
Jun-03					91	9	10.11		
Jul-03					6	2	3.00		

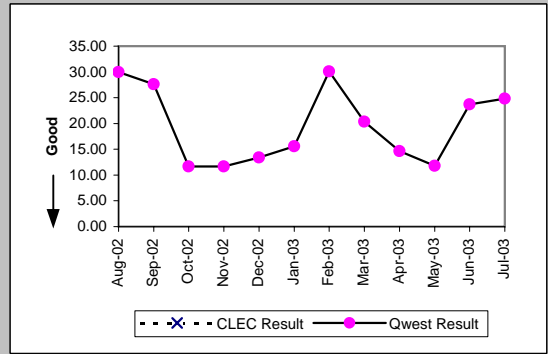


LIS Trunk (Parity)									
Date	CLEC Num	CLEC Dend	CLEC Resu	CLEC Std	Qwest Num	Qwest Dend	Qwest Resu	Mod Z Scr	Parity Scr
Aug-02									
Sep-02									
Oct-02									
Nov-02									
Dec-02									
Jan-03									
Feb-03									
Mar-03									
Apr-03									
May-03	5	2	2.50	2.12					
Jun-03									
Jul-03									

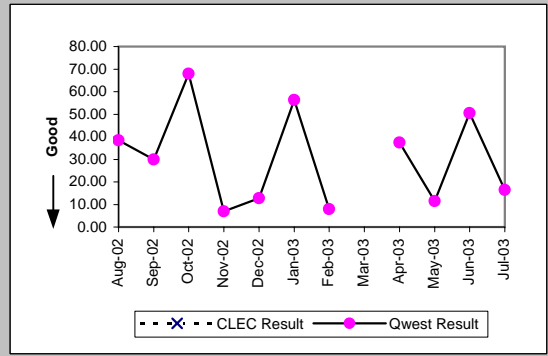


OP-6B-4 - Delayed Days for Facility Reasons (Average Days) - Interval Zone One

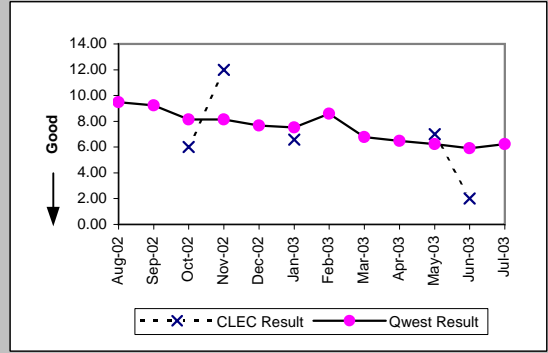
UDIT DS1 (Parity)									
Date	CLEC Num	CLEC Denc	CLEC Resu	CLEC Std	Qwest Num	Qwest Denc	Qwest Resu	Mod Z Scr	Parity Scr
Aug-02					240	8	30.00		
Sep-02					138	5	27.60		
Oct-02					432	37	11.68		
Nov-02					292	25	11.68		
Dec-02					536	40	13.40		
Jan-03					451	29	15.55		
Feb-03					421	14	30.07		
Mar-03					122	6	20.33		
Apr-03					190	13	14.62		
May-03					189	16	11.81		
Jun-03					356	15	23.73		
Jul-03					620	25	24.80		



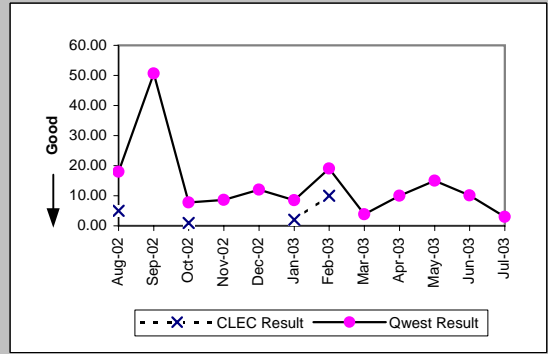
UDIT Above DS1 Level (Parity)									
Date	CLEC Num	CLEC Denc	CLEC Resu	CLEC Std	Qwest Num	Qwest Denc	Qwest Resu	Mod Z Scr	Parity Scr
Aug-02					77	2	38.50		
Sep-02					30	1	30.00		
Oct-02					68	1	68.00		
Nov-02					14	2	7.00		
Dec-02					64	5	12.80		
Jan-03					169	3	56.33		
Feb-03					8	1	8.00		
Mar-03									
Apr-03					75	2	37.50		
May-03					69	6	11.50		
Jun-03					101	2	50.50		
Jul-03					33	2	16.50		



Unbundled Loop Analog (Parity)									
Date	CLEC Num	CLEC Denc	CLEC Resu	CLEC Std	Qwest Num	Qwest Denc	Qwest Resu	Mod Z Scr	Parity Scr
Aug-02					3503	369	9.49		
Sep-02					2864	310	9.24		
Oct-02	12	2	6.00	0.00	2534	311	8.15	-0.29	-1.18
Nov-02	60	5	12.00	0.00	1907	234	8.15	1.04	-0.37
Dec-02					2231	291	7.67		
Jan-03	92	14	6.57	1.60	2008	267	7.52	-0.37	-1.23
Feb-03					1501	175	8.58		
Mar-03					948	140	6.77		
Apr-03					844	130	6.49		
May-03	7	1	7.00		622	100	6.22	0.5	-0.7
Jun-03	2	1	2.00		615	104	5.91	-0.61	-1.37
Jul-03					861	138	6.24		



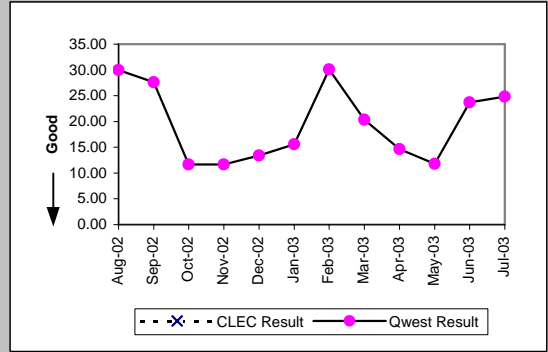
Unbundled Loop - 2 Wire Non-Loaded (Parity)									
Date	CLEC Num	CLEC Denc	CLEC Resu	CLEC Std	Qwest Num	Qwest Denc	Qwest Resu	Mod Z Scr	Parity Scr
Aug-02	5	1	5.00		36	2	18.00	-0.75	-1.46
Sep-02					152	3	50.67		
Oct-02	1	1	1.00		62	8	7.75	-0.82	-1.5
Nov-02					52	6	8.67		
Dec-02					36	3	12.00		
Jan-03	2	1	2.00		137	16	8.56	-0.77	-1.47
Feb-03	10	1	10.00		38	2	19.00	-0.74	-1.45
Mar-03					31	8	3.88		
Apr-03					80	8	10.00		
May-03					75	5	15.00		
Jun-03					91	9	10.11		
Jul-03					6	2	3.00		



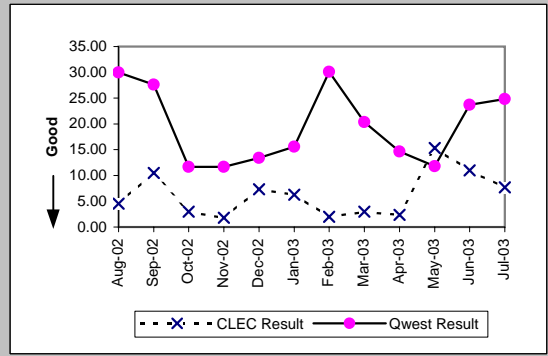


OP-6B-4 - Delayed Days for Facility Reasons (Average Days) - Interval Zone One

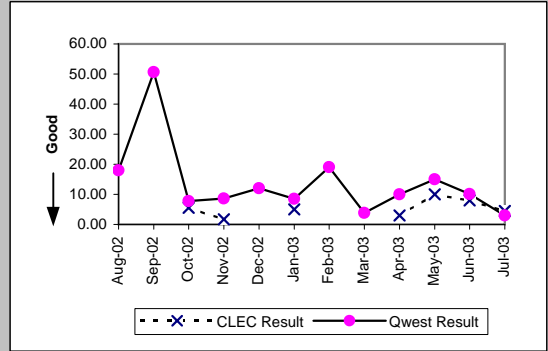
Unbundled Loop - 4 Wire Non-Loaded (Parity)									
Date	CLEC Num	CLEC Denc	CLEC Resu	CLEC Std	Qwest Num	Qwest Denc	Qwest Resu	Mod Z Scr	Parity Scr
Aug-02					240	8	30.00		
Sep-02					138	5	27.60		
Oct-02					432	37	11.68		
Nov-02					292	25	11.68		
Dec-02					536	40	13.40		
Jan-03					451	29	15.55		
Feb-03					421	14	30.07		
Mar-03					122	6	20.33		
Apr-03					190	13	14.62		
May-03					189	16	11.81		
Jun-03					356	15	23.73		
Jul-03					620	25	24.80		



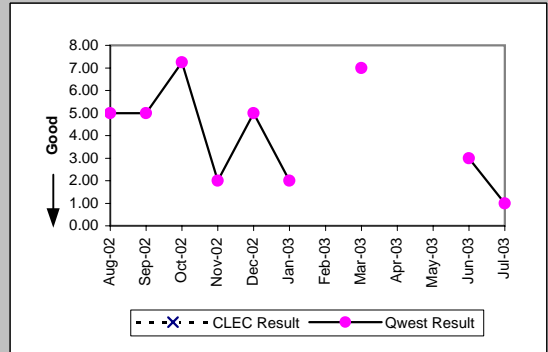
Unbundled Loop - DS1 Capable (Parity)									
Date	CLEC Num	CLEC Denc	CLEC Resu	CLEC Std	Qwest Num	Qwest Denc	Qwest Resu	Mod Z Scr	Parity Scr
Aug-02	9	2	4.50	4.95	240	8	30.00	-0.79	-1.48
Sep-02	21	2	10.50	6.36	138	5	27.60	-0.86	-1.53
Oct-02	24	8	3.00	2.98	432	37	11.68	-2.85	-2.74
Nov-02	11	6	1.83	0.75	292	25	11.68	-2.44	-2.48
Dec-02	22	3	7.33	10.12	536	40	13.40	-1.17	-1.71
Jan-03	25	4	6.25	6.85	451	29	15.55	-1.39	-1.84
Feb-03	2	1	2.00		421	14	30.07	-0.86	-1.52
Mar-03	3	1	3.00		122	6	20.33	-0.91	-1.56
Apr-03	7	3	2.33	1.53	190	13	14.62	-1.76	-2.07
May-03	46	3	15.33	11.59	189	16	11.81	0.59	-0.64
Jun-03	22	2	11.00	12.73	356	15	23.73	-0.84	-1.51
Jul-03	23	3	7.67	7.64	620	25	24.80	-1.25	-1.76



Unbundled Loop ISDN Capable (Parity)									
Date	CLEC Num	CLEC Denc	CLEC Resu	CLEC Std	Qwest Num	Qwest Denc	Qwest Resu	Mod Z Scr	Parity Scr
Aug-02					36	2	18.00		
Sep-02					152	3	50.67		
Oct-02	11	2	5.50	0.71	62	8	7.75	-0.37	-1.22
Nov-02	5	3	1.67	0.58	52	6	8.67	-1.47	-1.9
Dec-02					36	3	12.00		
Jan-03	10	2	5.00	4.24	137	16	8.56	-0.58	-1.35
Feb-03					38	2	19.00		
Mar-03					31	8	3.88		
Apr-03	3	1	3.00		80	8	10.00	-0.69	-1.42
May-03	10	1	10.00		75	5	15.00	-0.22	-1.13
Jun-03	8	1	8.00		91	9	10.11	-0.24	-1.14
Jul-03	9	2	4.50	0.71	6	2	3.00	-0.24	-1.15

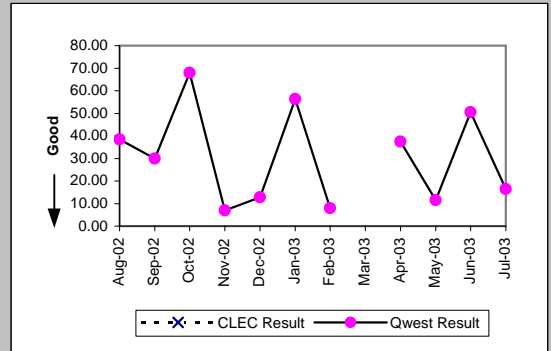


Unbundled Loop - ADSL Qualified (Parity)									
Date	CLEC Num	CLEC Denc	CLEC Resu	CLEC Std	Qwest Num	Qwest Denc	Qwest Resu	Mod Z Scr	Parity Scr
Aug-02					20	4	5.00		
Sep-02					25	5	5.00		
Oct-02					29	4	7.25		
Nov-02					8	4	2.00		
Dec-02					5	1	5.00		
Jan-03					6	3	2.00		
Feb-03									
Mar-03					7	1	7.00		
Apr-03									
May-03									
Jun-03					9	3	3.00		
Jul-03					1	1	1.00		

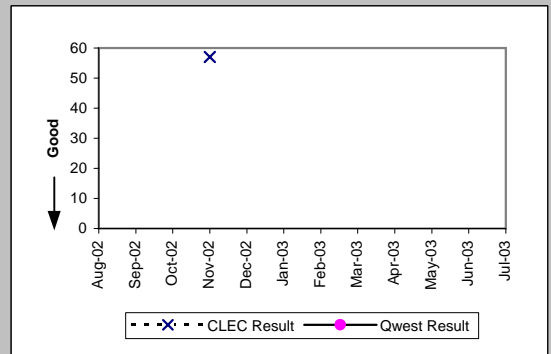


OP-6B-4 - Delayed Days for Facility Reasons (Average Days) - Interval Zone One

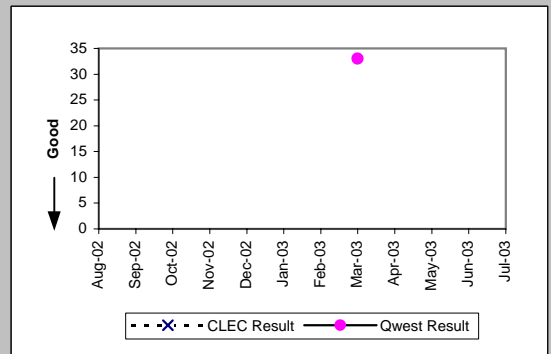
Unbundled Loop - DS3 Capable (Parity)									
Date	CLEC Num	CLEC Dend	CLEC Resu	CLEC Std	Qwest Num	Qwest Dend	Qwest Resu	Mod Z Scr	Parity Scr
Aug-02					77	2	38.50		
Sep-02					30	1	30.00		
Oct-02					68	1	68.00		
Nov-02					14	2	7.00		
Dec-02					64	5	12.80		
Jan-03					169	3	56.33		
Feb-03					8	1	8.00		
Mar-03									
Apr-03					75	2	37.50		
May-03					69	6	11.50		
Jun-03					101	2	50.50		
Jul-03					33	2	16.50		



Dark Fiber - Loop (Diagnostic)									
Date	CLEC Num	CLEC Dend	CLEC Resu	CLEC Std	Qwest Num	Qwest Dend	Qwest Resu	Mod Z Scr	Parity Scr
Aug-02									
Sep-02									
Oct-02									
Nov-02	114	2	57.00	0.00					
Dec-02									
Jan-03									
Feb-03									
Mar-03									
Apr-03									
May-03									
Jun-03									
Jul-03									

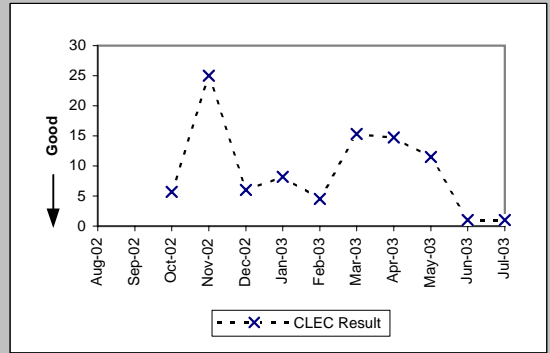


E911 (Parity)									
Date	CLEC Num	CLEC Dend	CLEC Resu	CLEC Std	Qwest Num	Qwest Dend	Qwest Resu	Mod Z Scr	Parity Scr
Aug-02									
Sep-02									
Oct-02									
Nov-02									
Dec-02									
Jan-03									
Feb-03									
Mar-03					33	1	33.00		
Apr-03									
May-03									
Jun-03									
Jul-03									



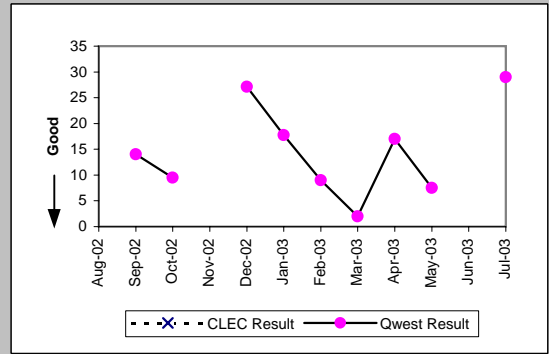
OP-6B-4 - Delayed Days for Facility Reasons (Average Days) - Interval Zone One

Enhanced Extended Loops (EELs) (Diagnostic)				
Date	Num	Denom	CLEC Result	Standard Dev
Aug-02				
Sep-02				
Oct-02	17	3	5.67	1.53
Nov-02	75	3	25.00	39.85
Dec-02	18	3	6.00	4.36
Jan-03	49	6	8.17	5.27
Feb-03	18	4	4.50	4.04
Mar-03	46	3	15.33	12.66
Apr-03	59	4	14.75	9.50
May-03	69	6	11.50	17.72
Jun-03	3	3	1.00	0.00
Jul-03	1	1	1.00	

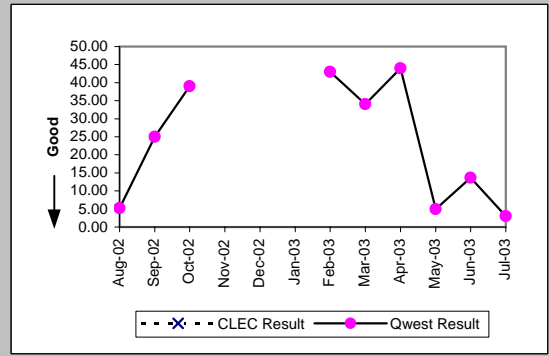


OP-6B-5 - Delayed Days for Facility Reasons (Average Days) - Interval Zone Two

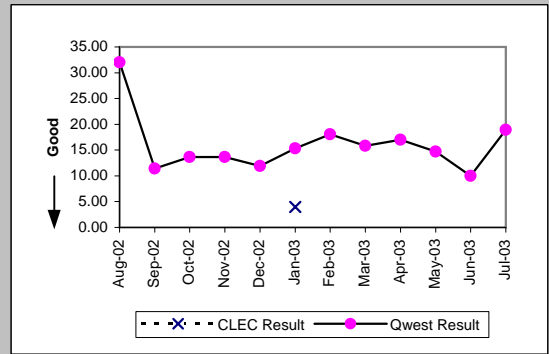
ISDN Primary (Parity)									
Date	CLEC Num	CLEC Denc	CLEC Resu	CLEC Std I	Qwest Num	Qwest Denc	Qwest Resu	Mod Z Scr	Parity Scr
Aug-02									
Sep-02					14	1	14.00		
Oct-02					19	2	9.50		
Nov-02									
Dec-02					624	23	27.13		
Jan-03					71	4	17.75		
Feb-03					18	2	9.00		
Mar-03					2	1	2.00		
Apr-03					17	1	17.00		
May-03					15	2	7.50		
Jun-03									
Jul-03					58	2	29.00		



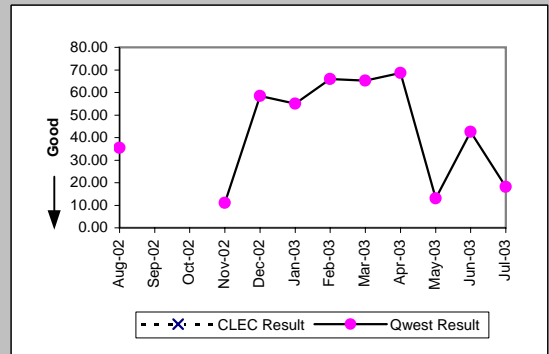
DS0 (Parity)									
Date	CLEC Num	CLEC Denc	CLEC Resu	CLEC Std I	Qwest Num	Qwest Denc	Qwest Resu	Mod Z Scr	Parity Scr
Aug-02					21	4	5.25		
Sep-02					25	1	25.00		
Oct-02					39	1	39.00		
Nov-02									
Dec-02									
Jan-03									
Feb-03					43	1	43.00		
Mar-03					102	3	34.00		
Apr-03					132	3	44.00		
May-03					5	1	5.00		
Jun-03					41	3	13.67		
Jul-03					3	1	3.00		



DS1 (Parity)									
Date	CLEC Num	CLEC Denc	CLEC Resu	CLEC Std I	Qwest Num	Qwest Denc	Qwest Resu	Mod Z Scr	Parity Scr
Aug-02					320	10	32.00		
Sep-02					114	10	11.40		
Oct-02					368	27	13.63		
Nov-02					232	17	13.65		
Dec-02					203	17	11.94		
Jan-03	4	1	4.00		460	30	15.33	-1.17	-1.71
Feb-03					235	13	18.08		
Mar-03					301	19	15.84		
Apr-03					289	17	17.00		
May-03					265	18	14.72		
Jun-03					260	26	10.00		
Jul-03					454	24	18.92		

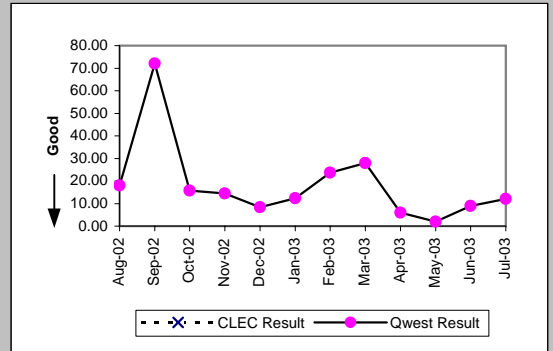


DS3 (Parity)									
Date	CLEC Num	CLEC Denc	CLEC Resu	CLEC Std I	Qwest Num	Qwest Denc	Qwest Resu	Mod Z Scr	Parity Scr
Aug-02					71	2	35.50		
Sep-02									
Oct-02									
Nov-02					11	1	11.00		
Dec-02					234	4	58.50		
Jan-03					110	2	55.00		
Feb-03					66	1	66.00		
Mar-03					326	5	65.20		
Apr-03					206	3	68.67		
May-03					26	2	13.00		
Jun-03					85	2	42.50		
Jul-03					109	6	18.17		

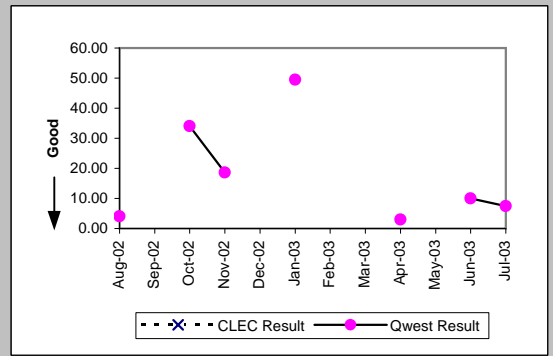


OP-6B-5 - Delayed Days for Facility Reasons (Average Days) - Interval Zone Two

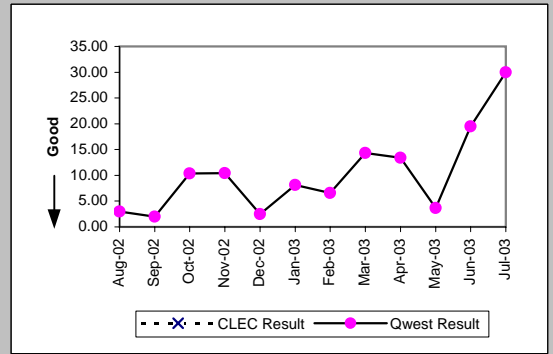
Frame Relay (Parity)									
Date	CLEC Num	CLEC Dend	CLEC Resu	CLEC Std	Qwest Num	Qwest Dend	Qwest Resu	Mod Z Scr	Parity Scr
Aug-02					54	3	18.00		
Sep-02					72	1	72.00		
Oct-02					158	10	15.80		
Nov-02					174	12	14.50		
Dec-02					67	8	8.38		
Jan-03					148	12	12.33		
Feb-03					95	4	23.75		
Mar-03					28	1	28.00		
Apr-03					6	1	6.00		
May-03					4	2	2.00		
Jun-03					36	4	9.00		
Jul-03					36	3	12.00		



PBX (Parity)									
Date	CLEC Num	CLEC Dend	CLEC Resu	CLEC Std	Qwest Num	Qwest Dend	Qwest Resu	Mod Z Scr	Parity Scr
Aug-02					4	1	4.00		
Sep-02									
Oct-02					102	3	34.00		
Nov-02					56	3	18.67		
Dec-02									
Jan-03					99	2	49.50		
Feb-03									
Mar-03									
Apr-03					3	1	3.00		
May-03									
Jun-03					10	1	10.00		
Jul-03					15	2	7.50		

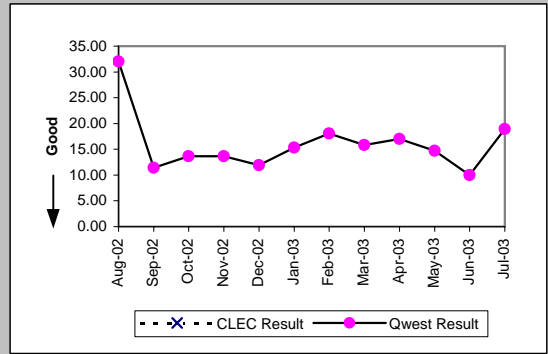


Basic Rate ISDN (Parity)									
Date	CLEC Num	CLEC Dend	CLEC Resu	CLEC Std	Qwest Num	Qwest Dend	Qwest Resu	Mod Z Scr	Parity Scr
Aug-02					6	2	3.00		
Sep-02					2	1	2.00		
Oct-02					83	8	10.38		
Nov-02					73	7	10.43		
Dec-02					5	2	2.50		
Jan-03					81	10	8.10		
Feb-03					59	9	6.56		
Mar-03					86	6	14.33		
Apr-03					94	7	13.43		
May-03					40	11	3.64		
Jun-03					117	6	19.50		
Jul-03					210	7	30.00		

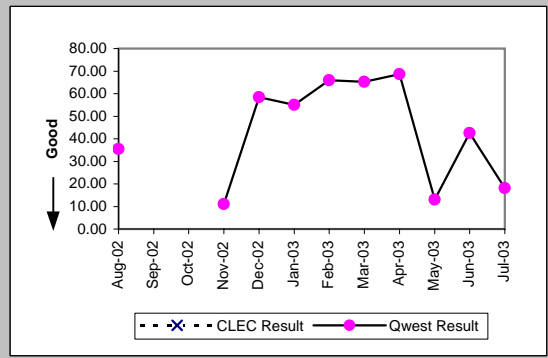


OP-6B-5 - Delayed Days for Facility Reasons (Average Days) - Interval Zone Two

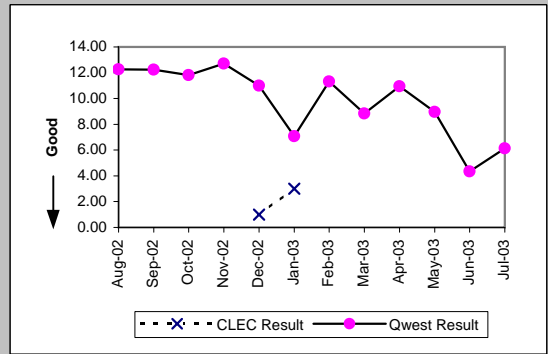
UDIT DS1 (Parity)									
Date	CLEC Num	CLEC Denc	CLEC Resu	CLEC Std	Qwest Num	Qwest Denc	Qwest Resu	Mod Z Scr	Parity Scr
Aug-02					320	10	32.00		
Sep-02					114	10	11.40		
Oct-02					368	27	13.63		
Nov-02					232	17	13.65		
Dec-02					203	17	11.94		
Jan-03					460	30	15.33		
Feb-03					235	13	18.08		
Mar-03					301	19	15.84		
Apr-03					289	17	17.00		
May-03					265	18	14.72		
Jun-03					260	26	10.00		
Jul-03					454	24	18.92		



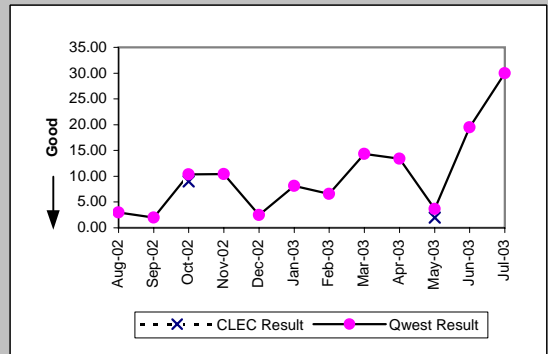
UDIT Above DS1 Level (Parity)									
Date	CLEC Num	CLEC Denc	CLEC Resu	CLEC Std	Qwest Num	Qwest Denc	Qwest Resu	Mod Z Scr	Parity Scr
Aug-02					71	2	35.50		
Sep-02									
Oct-02									
Nov-02					11	1	11.00		
Dec-02					234	4	58.50		
Jan-03					110	2	55.00		
Feb-03					66	1	66.00		
Mar-03					326	5	65.20		
Apr-03					206	3	68.67		
May-03					26	2	13.00		
Jun-03					85	2	42.50		
Jul-03					109	6	18.17		



Unbundled Loop Analog (Parity)									
Date	CLEC Num	CLEC Denc	CLEC Resu	CLEC Std	Qwest Num	Qwest Denc	Qwest Resu	Mod Z Scr	Parity Scr
Aug-02					1030	84	12.26		
Sep-02					1188	97	12.25		
Oct-02					1051	89	11.81		
Nov-02					1016	80	12.70		
Dec-02					1055	96	10.99		
Jan-03	1	1	1.00		531	75	7.08	-0.67	-1.41
Feb-03	6	2	3.00	0.00	577	51	11.31	-0.74	-1.45
Mar-03					380	43	8.84		
Apr-03					427	39	10.95		
May-03					394	44	8.95		
Jun-03					174	40	4.35		
Jul-03					202	33	6.12		

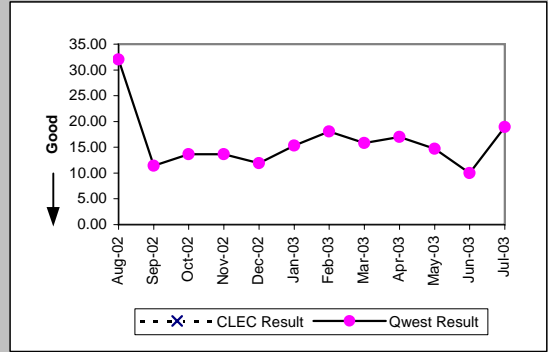


Unbundled Loop - 2 Wire Non-Loaded (Parity)									
Date	CLEC Num	CLEC Denc	CLEC Resu	CLEC Std	Qwest Num	Qwest Denc	Qwest Resu	Mod Z Scr	Parity Scr
Aug-02					6	2	3.00		
Sep-02					2	1	2.00		
Oct-02	9	1	9.00		83	8	10.38	-0.2	-1.12
Nov-02					73	7	10.43		
Dec-02					5	2	2.50		
Jan-03					81	10	8.10		
Feb-03					59	9	6.56		
Mar-03					86	6	14.33		
Apr-03					94	7	13.43		
May-03	2	1	2.00		40	11	3.64	-0.42	-1.26
Jun-03					117	6	19.50		
Jul-03					210	7	30.00		

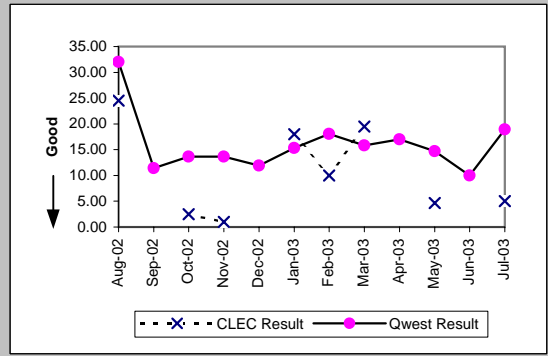


OP-6B-5 - Delayed Days for Facility Reasons (Average Days) - Interval Zone Two

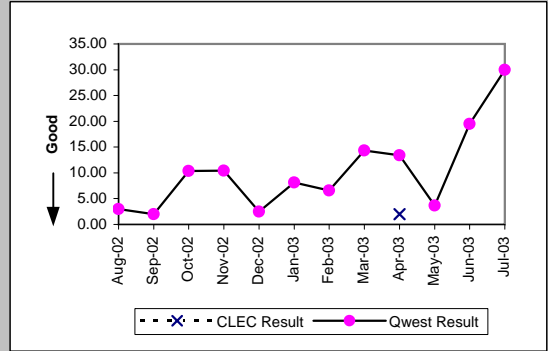
Unbundled Loop - 4 Wire Non-Loaded (Parity)									
Date	CLEC Num	CLEC Denc	CLEC Resu	CLEC Std D	Qwest Num	Qwest Denc	Qwest Resu	Mod Z Scr	Parity Scr
Aug-02					320	10	32.00		
Sep-02					114	10	11.40		
Oct-02					368	27	13.63		
Nov-02					232	17	13.65		
Dec-02					203	17	11.94		
Jan-03					460	30	15.33		
Feb-03					235	13	18.08		
Mar-03					301	19	15.84		
Apr-03					289	17	17.00		
May-03					265	18	14.72		
Jun-03					260	26	10.00		
Jul-03					454	24	18.92		



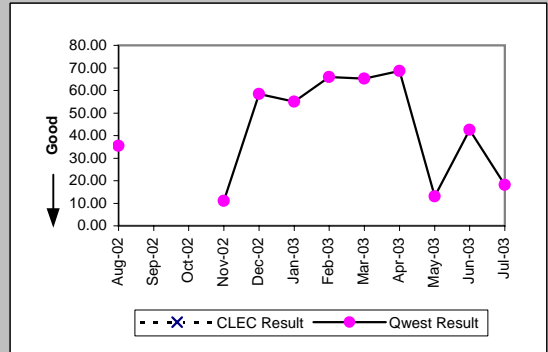
Unbundled Loop - DS1 Capable (Parity)									
Date	CLEC Num	CLEC Denc	CLEC Resu	CLEC Std D	Qwest Num	Qwest Denc	Qwest Resu	Mod Z Scr	Parity Scr
Aug-02	49	2	24.50	27.58	320	10	32.00	-0.25	-1.15
Sep-02					114	10	11.40		
Oct-02	5	2	2.50	0.71	368	27	13.63	-1.35	-1.82
Nov-02	1	1	1.00		232	17	13.65	-0.98	-1.6
Dec-02					203	17	11.94		
Jan-03	18	1	18.00		460	30	15.33	0.35	-0.79
Feb-03	30	3	10.00	7.00	235	13	18.08	-1.11	-1.67
Mar-03	39	2	19.50	0.71	301	19	15.84	0.35	-0.79
Apr-03					289	17	17.00		
May-03	14	3	4.67	4.73	265	18	14.72	-0.93	-1.57
Jun-03					260	26	10.00		
Jul-03	5	1	5.00		454	24	18.92	-0.5	-1.3



Unbundled Loop ISDN Capable (Parity)									
Date	CLEC Num	CLEC Denc	CLEC Resu	CLEC Std D	Qwest Num	Qwest Denc	Qwest Resu	Mod Z Scr	Parity Scr
Aug-02					6	2	3.00		
Sep-02					2	1	2.00		
Oct-02					83	8	10.38		
Nov-02					73	7	10.43		
Dec-02					5	2	2.50		
Jan-03					81	10	8.10		
Feb-03					59	9	6.56		
Mar-03					86	6	14.33		
Apr-03	2	1	2.00		94	7	13.43	-0.68	-1.41
May-03					40	11	3.64		
Jun-03					117	6	19.50		
Jul-03					210	7	30.00		

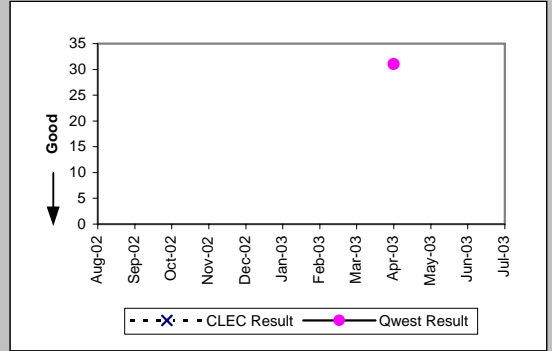


Unbundled Loop - DS3 Capable (Parity)									
Date	CLEC Num	CLEC Denc	CLEC Resu	CLEC Std D	Qwest Num	Qwest Denc	Qwest Resu	Mod Z Scr	Parity Scr
Aug-02					71	2	35.50		
Sep-02									
Oct-02									
Nov-02					11	1	11.00		
Dec-02					234	4	58.50		
Jan-03					110	2	55.00		
Feb-03					66	1	66.00		
Mar-03					326	5	65.20		
Apr-03					206	3	68.67		
May-03					26	2	13.00		
Jun-03					85	2	42.50		
Jul-03					109	6	18.17		



OP-6B-5 - Delayed Days for Facility Reasons (Average Days) - Interval Zone Two

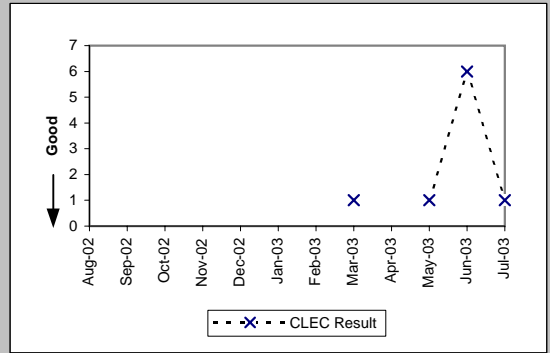
Qwest DSL (Parity)									
Date	CLEC Num	CLEC Dend	CLEC Resu	CLEC Std	Qwest Num	Qwest Dend	Qwest Resu	Mod Z Scr	Parity Scr
Aug-02									
Sep-02									
Oct-02									
Nov-02									
Dec-02									
Jan-03									
Feb-03									
Mar-03									
Apr-03					31	1	31.00		
May-03									
Jun-03									
Jul-03									





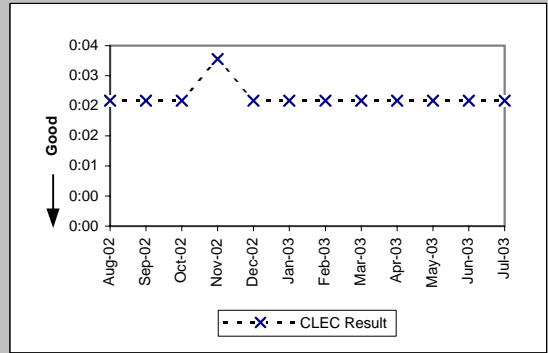
OP-6B-5 - Delayed Days for Facility Reasons (Average Days) - Interval Zone Two

Enhanced Extended Loops (EELs) (Diagnostic)				
Date	Num	Denom	CLEC Result	Standard Dev
Aug-02				
Sep-02				
Oct-02				
Nov-02				
Dec-02				
Jan-03				
Feb-03				
Mar-03	1	1	1.00	
Apr-03				
May-03	1	1	1.00	
Jun-03	6	1	6.00	
Jul-03	1	1	1.00	

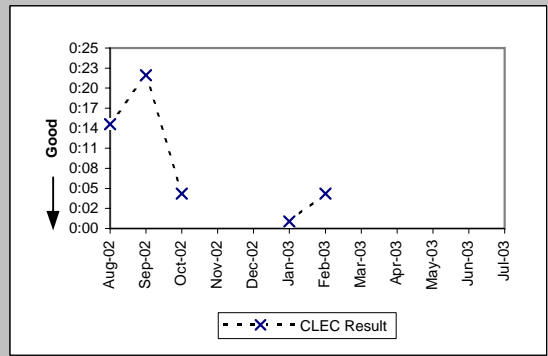


OP-7 - Coordinated "Hot Cut" Interval (Hours:Minutes)

Unbundled Loop - Analog (Diagnostic)				
Date	Numerator	Denominator		CLEC Result
Aug-02	74:55	1317		0:03
Sep-02	47:48	989		0:03
Oct-02	53:28	1088		0:03
Nov-02	49:21	842		0:04
Dec-02	86:54	1780		0:03
Jan-03	49:46	955		0:03
Feb-03	42:37	918		0:03
Mar-03	48:21	1016		0:03
Apr-03	44:25	1000		0:03
May-03	34:20	721		0:03
Jun-03	39:34	846		0:03
Jul-03	37:33	869		0:03

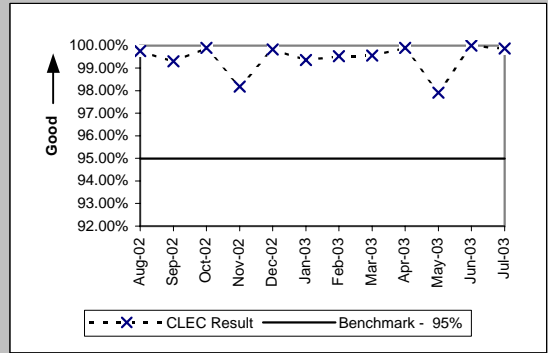


Unbundled Loop Other (Diagnostic)				
Date	Numerator	Denominator		CLEC Result
Aug-02	0:15	1		0:15
Sep-02	0:43	2		0:22
Oct-02	0:10	2		0:05
Nov-02				
Dec-02				
Jan-03	0:01	1		0:01
Feb-03	0:05	1		0:05
Mar-03				
Apr-03				
May-03				
Jun-03				
Jul-03				

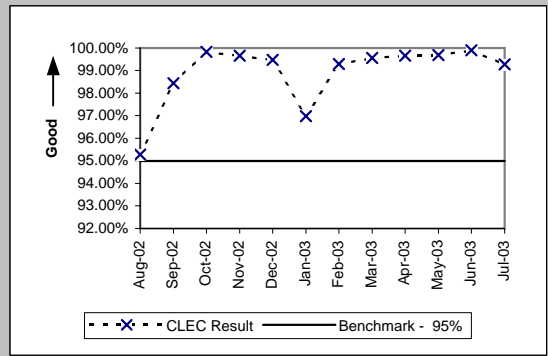


OP-8 - Number Portability Timeliness (Percent)

Number Portability Timeliness (Percent) (OP-8 B) (Benchmark)				
Date	Numerator	Denominator	CLEC Result	
Aug-02	1222	1225	99.76%	
Sep-02	853	859	99.30%	
Oct-02	1047	1048	99.90%	
Nov-02	760	774	98.19%	
Dec-02	1723	1726	99.83%	
Jan-03	773	778	99.36%	
Feb-03	855	859	99.53%	
Mar-03	914	918	99.56%	
Apr-03	951	952	99.90%	
May-03	610	623	97.91%	
Jun-03	730	730	100.00%	
Jul-03	825	826	99.88%	

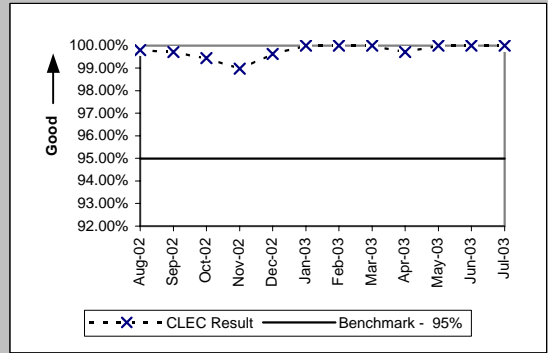


Percentage of LNP Triggers Set Prior to the Frame Due Time (Percent) (OP-8C) (Benchmark)				
Date	Numerator	Denominator	CLEC Result	
Aug-02	19771	20750	95.28%	
Sep-02	5803	5895	98.44%	
Oct-02	7737	7750	99.83%	
Nov-02	4783	4799	99.67%	
Dec-02	4962	4988	99.48%	
Jan-03	3823	3942	96.98%	
Feb-03	2360	2377	99.28%	
Mar-03	2504	2515	99.56%	
Apr-03	2043	2050	99.66%	
May-03	2240	2247	99.69%	
Jun-03	3955	3959	99.90%	
Jul-03	4779	4814	99.27%	

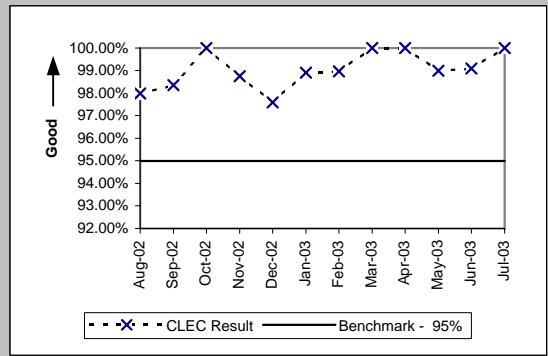


OP-13 - Coordinated Cuts on Time (Percent)

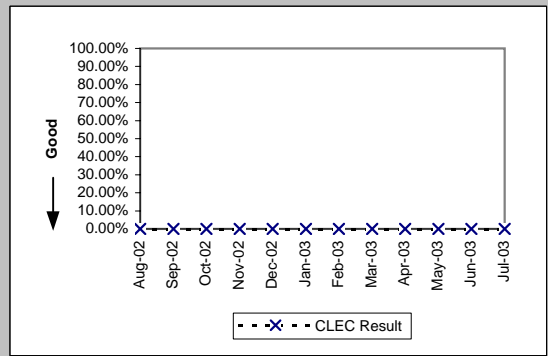
Coordinated Cuts Completed on Time (Percent) Unbundled Loop - Analog (OP-13A ) (Benchmark)				
Date	Numerator	Denominator		CLEC Result
Aug-02	515	516		99.81%
Sep-02	353	354		99.72%
Oct-02	362	364		99.45%
Nov-02	292	295		98.98%
Dec-02	536	538		99.63%
Jan-03	376	376		100.00%
Feb-03	323	323		100.00%
Mar-03	351	351		100.00%
Apr-03	354	355		99.72%
May-03	252	252		100.00%
Jun-03	298	298		100.00%
Jul-03	258	258		100.00%



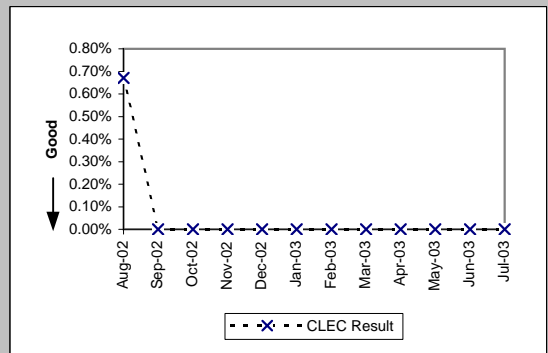
Coordinated Cuts Completed on Time (Percent) Unbundled Loop Other (OP-13A ) (Benchmark)				
Date	Numerator	Denominator		CLEC Result
Aug-02	146	149		97.99%
Sep-02	120	122		98.36%
Oct-02	132	132		100.00%
Nov-02	79	80		98.75%
Dec-02	81	83		97.59%
Jan-03	91	92		98.91%
Feb-03	96	97		98.97%
Mar-03	76	76		100.00%
Apr-03	95	95		100.00%
May-03	99	100		99.00%
Jun-03	109	110		99.09%
Jul-03	90	90		100.00%



Coordinated Cuts Started Without CLEC Approval (Percent) Unbundled Loop - Analog (OP-13B ) (Diagnostic)				
Date	Numerator	Denominator		CLEC Result
Aug-02	0	516		0.00%
Sep-02	0	354		0.00%
Oct-02	0	364		0.00%
Nov-02	0	295		0.00%
Dec-02	0	538		0.00%
Jan-03	0	376		0.00%
Feb-03	0	323		0.00%
Mar-03	0	351		0.00%
Apr-03	0	355		0.00%
May-03	0	252		0.00%
Jun-03	0	298		0.00%
Jul-03	0	258		0.00%

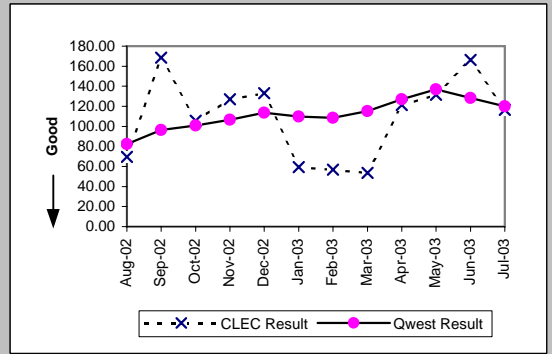


Coordinated Cuts Started Without CLEC Approval (Percent) Unbundled Loop Other (OP-13B ) (Diagnostic)				
Date	Numerator	Denominator		CLEC Result
Aug-02	1	149		0.67%
Sep-02	0	122		0.00%
Oct-02	0	132		0.00%
Nov-02	0	80		0.00%
Dec-02	0	83		0.00%
Jan-03	0	92		0.00%
Feb-03	0	97		0.00%
Mar-03	0	76		0.00%
Apr-03	0	95		0.00%
May-03	0	100		0.00%
Jun-03	0	110		0.00%
Jul-03	0	90		0.00%

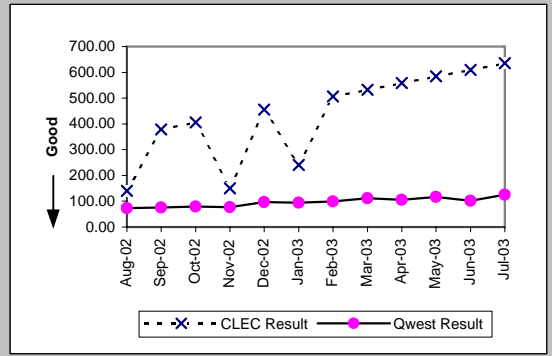


OP-15A - Interval for Pending Orders Delayed Past Due Date

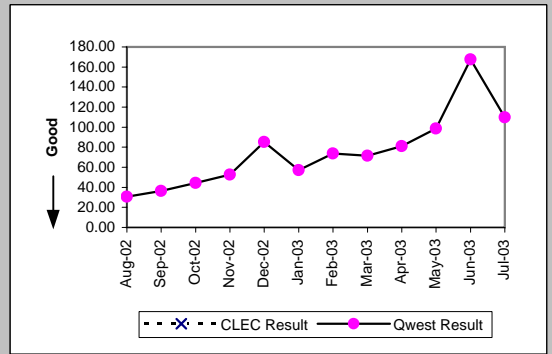
Residence (Diagnostic)									
Date	CLEC Num	CLEC Denc	CLEC Resu	Standard D	Qwest Num	Qwest Denc	Qwest Resu	Mod Z Scr	Parity Scr
Aug-02	697	10	69.70	89.55	137632	1673	82.27	-0.44	-1.27
Sep-02	674	4	168.50	101.96	137557	1428	96.33	1.33	-0.19
Oct-02	739	7	105.57	128.59	138089	1370	100.79	0.21	-0.87
Nov-02	508	4	127.00	135.35	139390	1306	106.73	0.42	-0.74
Dec-02	532	4	133.00	154.76	135705	1193	113.75	0.43	-0.74
Jan-03	654	11	59.45	114.76	111981	1020	109.79	-1.28	-1.78
Feb-03	738	13	56.77	114.39	111422	1027	108.49	-1.39	-1.85
Mar-03	697	13	53.62	125.78	121012	1049	115.36	-1.59	-1.97
Apr-03	727	6	121.17	185.53	114459	900	127.18	-0.1	-1.06
May-03	788	6	131.33	196.18	119299	872	136.81	-0.08	-1.05
Jun-03	832	5	166.40	220.05	123952	965	128.45	0.65	-0.61
Jul-03	931	8	116.38	194.73	112247	936	119.92	-0.06	-1.04



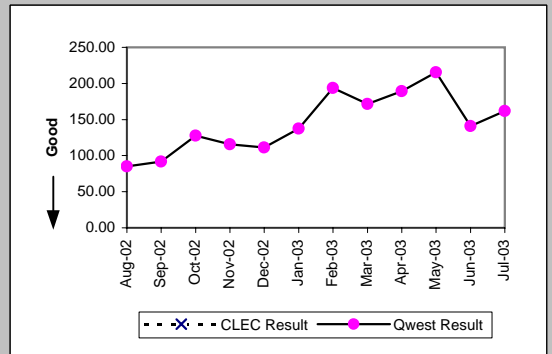
Business (Diagnostic)									
Date	CLEC Num	CLEC Denc	CLEC Resu	Standard D	Qwest Num	Qwest Denc	Qwest Resu	Mod Z Scr	Parity Scr
Aug-02	419	3	139.67	186.49	26876	369	72.83	1.19	-0.28
Sep-02	379	1	379.00		27470	361	76.09	2.2	0.34
Oct-02	406	1	406.00		25989	329	78.99	2.1	0.27
Nov-02	451	3	150.33	243.06	26778	349	76.73	1.2	-0.27
Dec-02	456	1	456.00		29485	305	96.67	2.2	0.34
Jan-03	482	2	241.00	340.83	26618	282	94.39	1.46	-0.11
Feb-03	506	1	506.00		24453	245	99.81	2.26	0.37
Mar-03	532	1	532.00		23357	210	111.22	2.12	0.29
Apr-03	558	1	558.00		22662	215	105.40	2.1	0.27
May-03	584	1	584.00		24102	207	116.43	2.17	0.32
Jun-03	609	1	609.00		26790	262	102.25	2.29	0.39
Jul-03	635	1	635.00		29241	234	124.96	2.17	0.32



Centrex (Diagnostic)									
Date	CLEC Num	CLEC Denc	CLEC Resu	Standard D	Qwest Num	Qwest Denc	Qwest Resu	Mod Z Scr	Parity Scr
Aug-02					1076	35	30.74		
Sep-02					1203	33	36.45		
Oct-02					935	21	44.52		
Nov-02					1158	22	52.64		
Dec-02					1362	16	85.12		
Jan-03					1541	27	57.07		
Feb-03					1767	24	73.62		
Mar-03					1645	23	71.52		
Apr-03					1700	21	80.95		
May-03					2073	21	98.71		
Jun-03					1674	10	167.40		
Jul-03					1647	15	109.80		

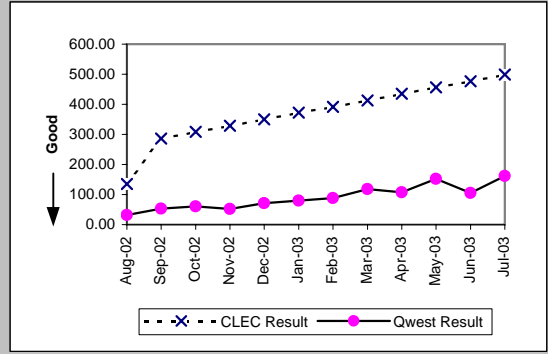


Centrex 21 (Diagnostic)									
Date	CLEC Num	CLEC Denc	CLEC Resu	Standard D	Qwest Num	Qwest Denc	Qwest Resu	Mod Z Scr	Parity Scr
Aug-02					2384	28	85.14		
Sep-02					2479	27	91.81		
Oct-02					2174	17	127.88		
Nov-02					2428	21	115.62		
Dec-02					2675	24	111.46		
Jan-03					2885	21	137.38		
Feb-03					2709	14	193.50		
Mar-03					2571	15	171.40		
Apr-03					2463	13	189.46		
May-03					2583	12	215.25		
Jun-03					2677	19	140.89		
Jul-03					2910	18	161.67		

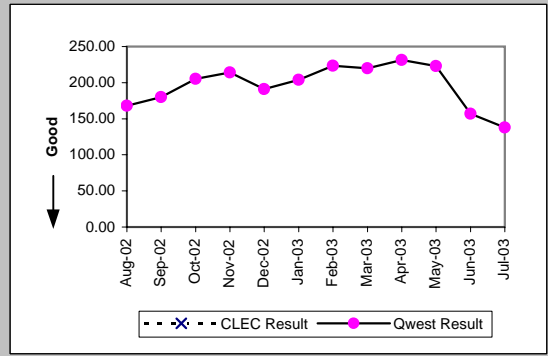


OP-15A - Interval for Pending Orders Delayed Past Due Date

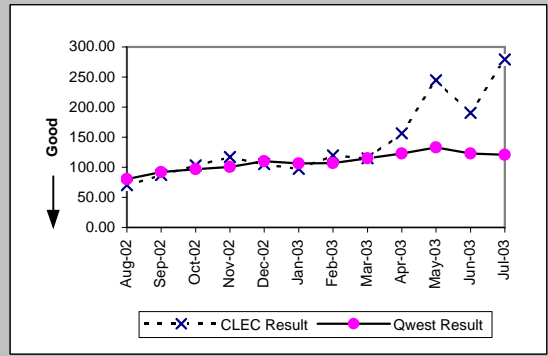
PBX (Diagnostic)									
Date	CLEC Num	CLEC Denc	CLEC Resu	Standard D	Qwest Num	Qwest Denc	Qwest Resu	Mod Z Scr	Parity Scr
Aug-02	270	2	135.00	185.26	472	15	31.47	1.58	-0.04
Sep-02	286	1	286.00		428	8	53.50	1.62	-0.02
Oct-02	309	1	309.00		361	6	60.17	1.43	-0.13
Nov-02	329	1	329.00		523	10	52.30	1.74	0.06
Dec-02	350	1	350.00		567	8	70.88	1.53	-0.07
Jan-03	372	1	372.00		715	9	79.44	1.55	-0.05
Feb-03	392	1	392.00		887	10	88.70	1.62	-0.02
Mar-03	413	1	413.00		944	8	118.00	1.62	-0.02
Apr-03	435	1	435.00		969	9	107.67	1.51	-0.08
May-03	456	1	456.00		911	6	151.83	1.37	-0.17
Jun-03	477	1	477.00		1054	10	105.40	1.64	0
Jul-03	499	1	499.00		972	6	162.00	1.56	-0.05



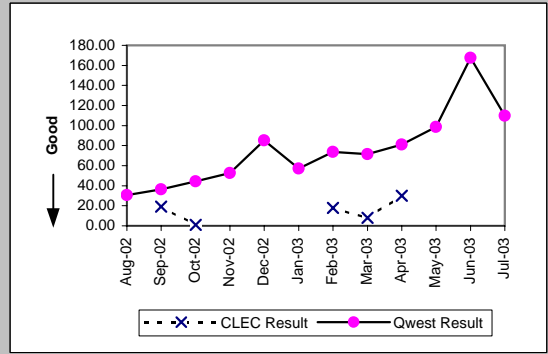
Basic Rate ISDN (Diagnostic)									
Date	CLEC Num	CLEC Denc	CLEC Resu	Standard D	Qwest Num	Qwest Denc	Qwest Resu	Mod Z Scr	Parity Scr
Aug-02					10246	61	167.97		
Sep-02					11329	63	179.83		
Oct-02					11486	56	205.11		
Nov-02					10702	50	214.04		
Dec-02					11468	60	191.13		
Jan-03					12043	59	204.12		
Feb-03					12731	57	223.35		
Mar-03					12104	55	220.07		
Apr-03					13186	57	231.33		
May-03					14270	64	222.97		
Jun-03					6125	39	157.05		
Jul-03					6488	47	138.04		



UNE - P (POTS) (Diagnostic)									
Date	CLEC Num	CLEC Denc	CLEC Resu	Standard D	Qwest Num	Qwest Denc	Qwest Resu	Mod Z Scr	Parity Scr
Aug-02	1620	23	70.43	90.71	164508	2042	80.56	-0.54	-1.33
Sep-02	1749	20	87.45	104.12	165027	1789	92.25	-0.22	-1.13
Oct-02	1960	19	103.16	116.89	164078	1699	96.57	0.28	-0.83
Nov-02	2222	19	116.95	125.37	166168	1655	100.40	0.63	-0.61
Dec-02	2322	22	105.55	136.39	165190	1498	110.27	-0.19	-1.11
Jan-03	2525	26	97.12	141.90	138599	1302	106.45	-0.37	-1.22
Feb-03	2873	24	119.71	151.37	135875	1272	106.82	0.58	-0.65
Mar-03	2870	25	114.80	166.40	144369	1259	114.67	0.07	-0.96
Apr-03	2973	19	156.47	192.90	137121	1115	122.98	0.95	-0.42
May-03	3180	13	244.62	206.39	143401	1079	132.90	2.14	0.3
Jun-03	3429	18	190.50	216.39	150742	1227	122.85	1.74	0.06
Jul-03	3630	13	279.23	226.05	141488	1170	120.93	2.75	0.67

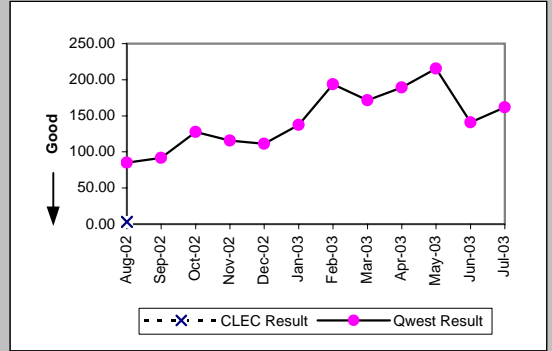


UNE P (Centrex) (Diagnostic)									
Date	CLEC Num	CLEC Denc	CLEC Resu	Standard D	Qwest Num	Qwest Denc	Qwest Resu	Mod Z Scr	Parity Scr
Aug-02					1076	35	30.74		
Sep-02	19	1	19.00		1203	33	36.45	-0.29	-1.18
Oct-02	1	1	1.00		935	21	44.52	-0.9	-1.55
Nov-02					1158	22	52.64		
Dec-02					1362	16	85.12		
Jan-03					1541	27	57.07		
Feb-03	18	1	18.00		1767	24	73.62	-0.72	-1.44
Mar-03	8	1	8.00		1645	23	71.52	-0.73	-1.44
Apr-03	30	1	30.00		1700	21	80.95	-0.51	-1.31
May-03					2073	21	98.71		
Jun-03					1674	10	167.40		
Jul-03					1647	15	109.80		



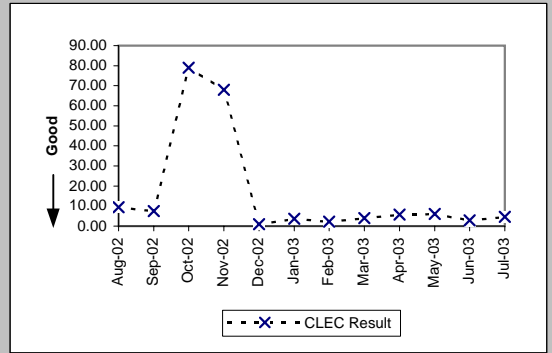
OP-15A - Interval for Pending Orders Delayed Past Due Date

UNE P (Centrex 21) (Diagnostic)										
Date	CLEC Num	CLEC Denc	CLEC Resu	Standard D	Qwest Num	Qwest Denc	Qwest Res	Mod Z Scr	Parity Scr	
Aug-02	3	1	3.00		2384	28	85.14	-0.77	-1.47	
Sep-02					2479	27	91.81			
Oct-02					2174	17	127.88			
Nov-02					2428	21	115.62			
Dec-02					2675	24	111.46			
Jan-03					2885	21	137.38			
Feb-03					2709	14	193.50			
Mar-03					2571	15	171.40			
Apr-03					2463	13	189.46			
May-03					2583	12	215.25			
Jun-03					2677	19	140.89			
Jul-03					2910	18	161.67			



OP-15A - Interval for Pending Orders Delayed Past Due Date

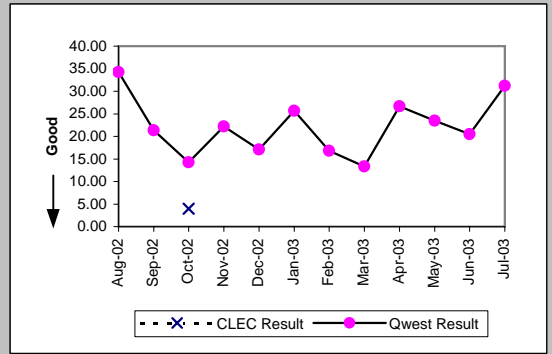
Line Sharing (Diagnostic)					
Date	CLEC Num	CLEC Denom	CLEC Result	Standard Dev	
Aug-02	256	27	9.48	34.69	
Sep-02	322	43	7.49	30.49	
Oct-02	237	3	79.00	126.54	
Nov-02	272	4	68.00	118.01	
Dec-02	6	6	1.00	1.10	
Jan-03	58	16	3.62	3.88	
Feb-03	39	17	2.29	3.26	
Mar-03	43	11	3.91	3.51	
Apr-03	85	15	5.67	3.37	
May-03	61	10	6.10	8.41	
Jun-03	38	13	2.92	3.90	
Jul-03	61	13	4.69	8.74	



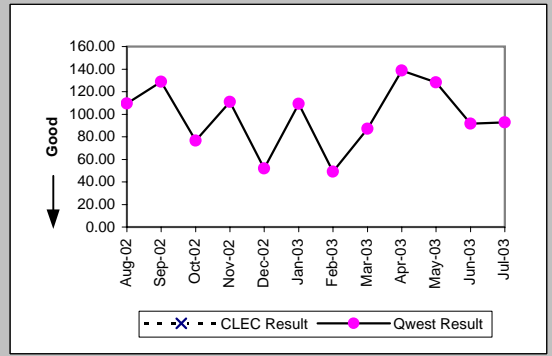


OP-15A - Interval for Pending Orders Delayed Past Due Date

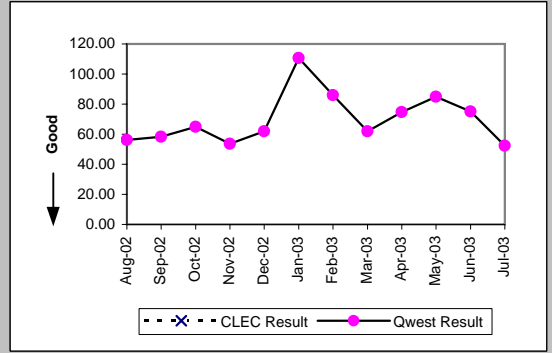
ISDN Primary (Diagnostic)									
Date	CLEC Num	CLEC Denc	CLEC Resu	Standard D	Qwest Num	Qwest Denc	Qwest Resu	Mod Z Scr	Parity Scr
Aug-02					2021	59	34.25		
Sep-02					171	8	21.38		
Oct-02	16	4	4.00	0.00	898	63	14.25	-2.29	-2.39
Nov-02					621	28	22.18		
Dec-02					222	13	17.08		
Jan-03					334	13	25.69		
Feb-03					101	6	16.83		
Mar-03					147	11	13.36		
Apr-03					320	12	26.67		
May-03					211	9	23.44		
Jun-03					349	17	20.53		
Jul-03					437	14	31.21		



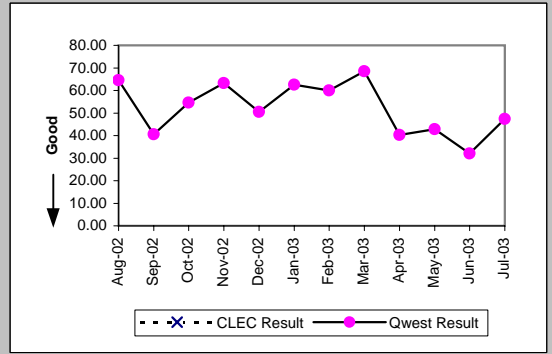
DS0 (Diagnostic)									
Date	CLEC Num	CLEC Denc	CLEC Resu	Standard D	Qwest Num	Qwest Denc	Qwest Resu	Mod Z Scr	Parity Scr
Aug-02					2079	19	109.42		
Sep-02					2188	17	128.71		
Oct-02					2378	31	76.71		
Nov-02					2552	23	110.96		
Dec-02					3678	71	51.80		
Jan-03					3499	32	109.34		
Feb-03					4822	98	49.20		
Mar-03					5136	59	87.05		
Apr-03					5269	38	138.66		
May-03					6028	47	128.26		
Jun-03					3486	38	91.74		
Jul-03					2968	32	92.75		



DS1 (Diagnostic)									
Date	CLEC Num	CLEC Denc	CLEC Resu	Standard D	Qwest Num	Qwest Denc	Qwest Resu	Mod Z Scr	Parity Scr
Aug-02					7129	127	56.13		
Sep-02					6757	116	58.25		
Oct-02					5974	92	64.93		
Nov-02					6391	119	53.71		
Dec-02					7311	118	61.96		
Jan-03					5752	52	110.62		
Feb-03					6368	74	86.05		
Mar-03					6556	106	61.85		
Apr-03					6202	83	74.72		
May-03					7047	83	84.90		
Jun-03					5777	77	75.03		
Jul-03					6020	115	52.35		

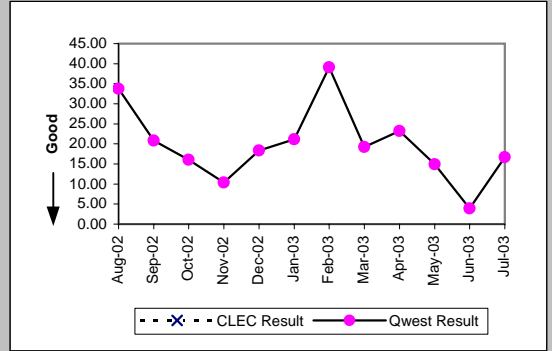


DS3 (Diagnostic)									
Date	CLEC Num	CLEC Denc	CLEC Resu	Standard D	Qwest Num	Qwest Denc	Qwest Resu	Mod Z Scr	Parity Scr
Aug-02					1550	24	64.58		
Sep-02					933	23	40.57		
Oct-02					1255	23	54.57		
Nov-02					1328	21	63.24		
Dec-02					1566	31	50.52		
Jan-03					1001	16	62.56		
Feb-03					1801	30	60.03		
Mar-03					2192	32	68.50		
Apr-03					1210	30	40.33		
May-03					1029	24	42.88		
Jun-03					835	26	32.12		
Jul-03					1090	23	47.39		



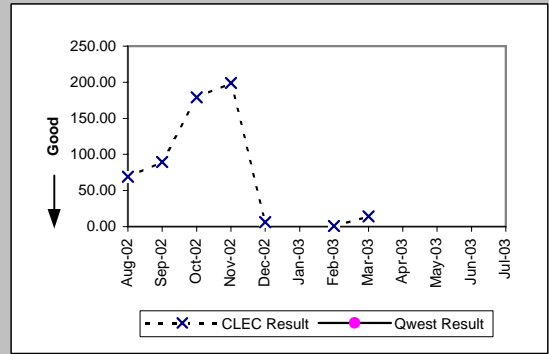
OP-15A - Interval for Pending Orders Delayed Past Due Date

Frame Relay (Diagnostic)									
Date	CLEC Num	CLEC Dens	CLEC Resu	Standard D	Qwest Num	Qwest Dens	Qwest Res	Mod Z Scr	Parity Scr
Aug-02					742	22	33.73		
Sep-02					396	19	20.84		
Oct-02					272	17	16.00		
Nov-02					321	31	10.35		
Dec-02					403	22	18.32		
Jan-03					508	24	21.17		
Feb-03					313	8	39.12		
Mar-03					288	15	19.20		
Apr-03					116	5	23.20		
May-03					149	10	14.90		
Jun-03					55	14	3.93		
Jul-03					200	12	16.67		

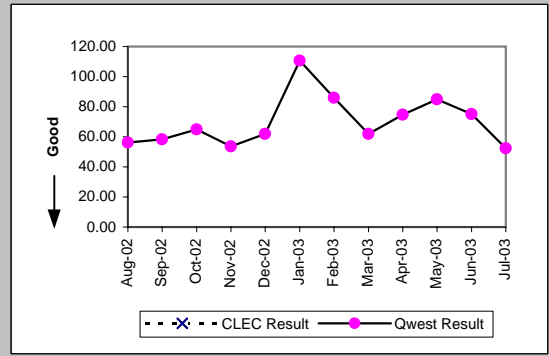


OP-15A - Interval for Pending Orders Delayed Past Due Date

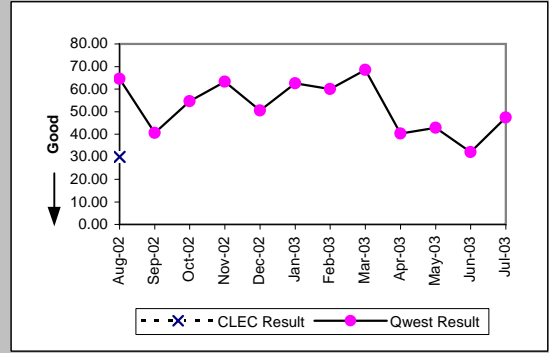
LIS Trunk (Diagnostic)									
Date	CLEC Num	CLEC Denc	CLEC Resu	Standard D	Qwest Num	Qwest Denc	Qwest Resu	Mod Z Scr	Parity Scr
Aug-02	208	3	69.33	60.48					
Sep-02	268	3	89.33	60.48					
Oct-02	179	1	179.00						
Nov-02	199	1	199.00						
Dec-02	6	1	6.00						
Jan-03									
Feb-03	1	1	1.00						
Mar-03	14	1	14.00						
Apr-03									
May-03									
Jun-03									
Jul-03									



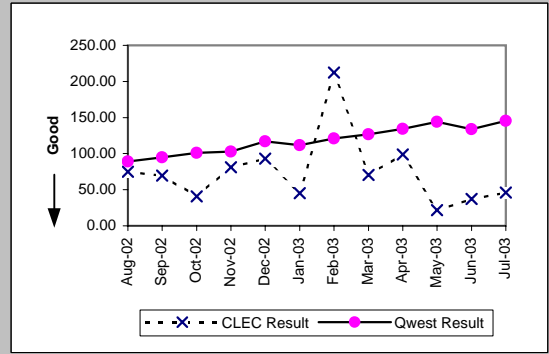
UDIT DS1 (Diagnostic)									
Date	CLEC Num	CLEC Denc	CLEC Resu	Standard D	Qwest Num	Qwest Denc	Qwest Resu	Mod Z Scr	Parity Scr
Aug-02					7129	127	56.13		
Sep-02					6757	116	58.25		
Oct-02					5974	92	64.93		
Nov-02					6391	119	53.71		
Dec-02					7311	118	61.96		
Jan-03					5752	52	110.62		
Feb-03					6368	74	86.05		
Mar-03					6556	106	61.85		
Apr-03					6202	83	74.72		
May-03					7047	83	84.90		
Jun-03					5777	77	75.03		
Jul-03					6020	115	52.35		



UDIT Above DS1 Level (Diagnostic)									
Date	CLEC Num	CLEC Denc	CLEC Resu	Standard D	Qwest Num	Qwest Denc	Qwest Resu	Mod Z Scr	Parity Scr
Aug-02	30	1	30.00		1550	24	64.58	-0.24	-1.14
Sep-02					933	23	40.57		
Oct-02					1255	23	54.57		
Nov-02					1328	21	63.24		
Dec-02					1566	31	50.52		
Jan-03					1001	16	62.56		
Feb-03					1801	30	60.03		
Mar-03					2192	32	68.50		
Apr-03					1210	30	40.33		
May-03					1029	24	42.88		
Jun-03					835	26	32.12		
Jul-03					1090	23	47.39		

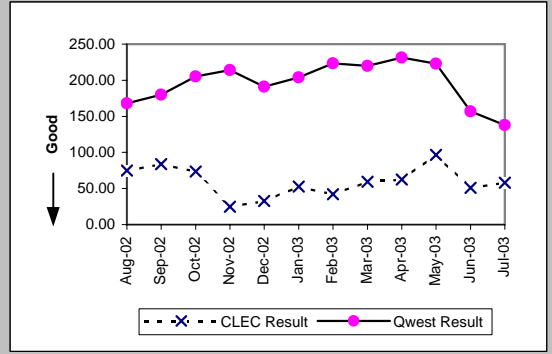


Unbundled Loop Analog (Diagnostic)									
Date	CLEC Num	CLEC Denc	CLEC Resu	Standard D	Qwest Num	Qwest Denc	Qwest Resu	Mod Z Scr	Parity Scr
Aug-02	375	5	75.00	126.65	68690	772	88.98	-0.33	-1.2
Sep-02	487	7	69.57	112.16	69139	729	94.84	-0.66	-1.4
Oct-02	487	12	40.58	96.01	67675	670	101.01	-1.9	-2.15
Nov-02	406	5	81.20	157.23	68185	663	102.84	-0.42	-1.25
Dec-02	465	5	93.00	163.41	66011	565	116.83	-0.43	-1.26
Jan-03	588	13	45.23	110.22	53692	480	111.86	-1.87	-2.14
Feb-03	425	2	212.50	300.52	52209	432	120.85	0.97	-0.41
Mar-03	493	7	70.43	165.69	54229	428	126.70	-1.03	-1.62
Apr-03	594	6	99.00	181.05	51581	384	134.33	-0.55	-1.34
May-03	829	38	21.82	79.22	53077	368	144.23	-4.42	-3.69
Jun-03	224	6	37.33	35.98	55773	416	134.07	-1.42	-1.86
Jul-03	276	6	46.00	50.50	51729	356	145.31	-1.35	-1.82

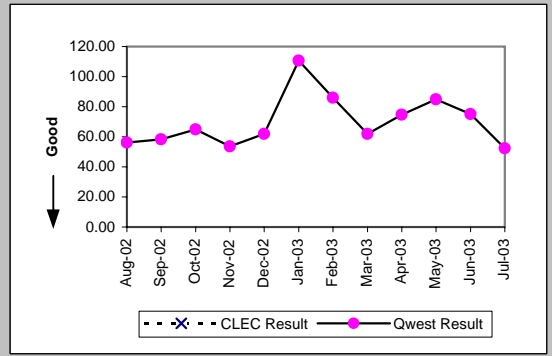


OP-15A - Interval for Pending Orders Delayed Past Due Date

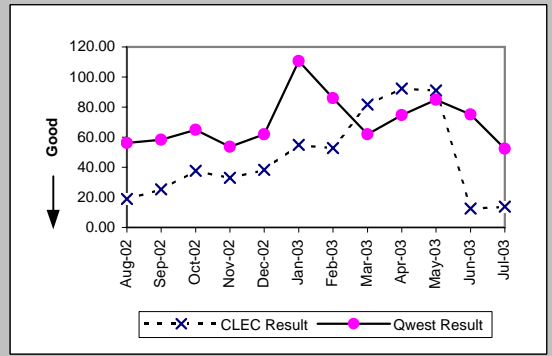
Unbundled Loop - 2 Wire Non-Loaded (Diagnostic)									
Date	CLEC Num	CLEC Denc	CLEC Resu	Standard D	Qwest Num	Qwest Denc	Qwest Resu	Mod Z Scr	Parity Scr
Aug-02	674	9	74.89	47.31	10246	61	167.97	-1.89	-2.15
Sep-02	755	9	83.89	61.40	11329	63	179.83	-1.89	-2.15
Oct-02	958	13	73.69	71.38	11486	56	205.11	-2.91	-2.77
Nov-02	222	9	24.67	34.03	10702	50	214.04	-3.16	-2.92
Dec-02	359	11	32.64	36.80	11468	60	191.13	-2.74	-2.66
Jan-03	421	8	52.62	49.68	12043	59	204.12	-2.17	-2.32
Feb-03	588	14	42.00	50.82	12731	57	223.35	-3.17	-2.93
Mar-03	712	12	59.33	57.79	12104	55	220.07	-2.43	-2.48
Apr-03	815	13	62.69	63.74	13186	57	231.33	-2.6	-2.58
May-03	871	9	96.78	72.62	14270	64	222.97	-1.64	-2
Jun-03	509	10	50.90	63.51	6125	39	157.05	-2.44	-2.48
Jul-03	637	11	57.91	70.42	6488	47	138.04	-1.75	-2.06



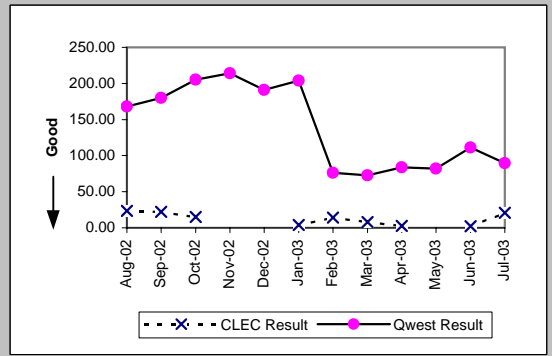
Unbundled Loop - 4 Wire Non-Loaded (Diagnostic)									
Date	CLEC Num	CLEC Denc	CLEC Resu	Standard D	Qwest Num	Qwest Denc	Qwest Resu	Mod Z Scr	Parity Scr
Aug-02					7129	127	56.13		
Sep-02					6757	116	58.25		
Oct-02					5974	92	64.93		
Nov-02					6391	119	53.71		
Dec-02					7311	118	61.96		
Jan-03					5752	52	110.62		
Feb-03					6368	74	86.05		
Mar-03					6556	106	61.85		
Apr-03					6202	83	74.72		
May-03					7047	83	84.90		
Jun-03					5777	77	75.03		
Jul-03					6020	115	52.35		



Unbundled Loop - DS1 Capable (Diagnostic)									
Date	CLEC Num	CLEC Denc	CLEC Resu	Standard D	Qwest Num	Qwest Denc	Qwest Resu	Mod Z Scr	Parity Scr
Aug-02	208	11	18.91	34.60	7129	127	56.13	-1.67	-2.02
Sep-02	330	13	25.38	37.20	6757	116	58.25	-1.49	-1.91
Oct-02	376	10	37.60	51.17	5974	92	64.93	-0.9	-1.55
Nov-02	264	8	33.00	41.56	6391	119	53.71	-0.65	-1.39
Dec-02	382	10	38.20	45.79	7311	118	61.96	-0.77	-1.47
Jan-03	385	7	55.00	55.76	5752	52	110.62	-1.1	-1.67
Feb-03	369	7	52.71	58.43	6368	74	86.05	-0.69	-1.42
Mar-03	245	3	81.67	99.38	6556	106	61.85	0.38	-0.77
Apr-03	277	3	92.33	111.78	6202	83	74.72	0.3	-0.82
May-03	273	3	91.00	128.42	7047	83	84.90	0.19	-0.89
Jun-03	63	5	12.60	19.23	5777	77	75.03	-1.38	-1.84
Jul-03	165	12	13.75	18.56	6020	115	52.35	-1.38	-1.84

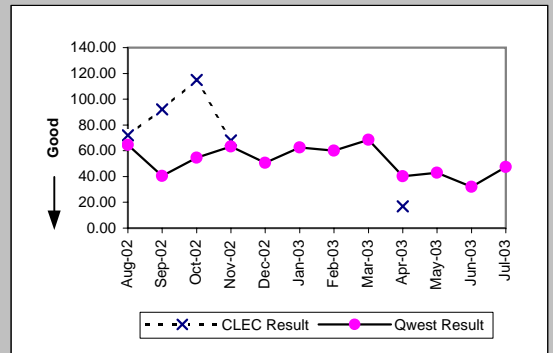


Unbundled Loop ISDN Capable (Diagnostic)									
Date	CLEC Num	CLEC Denc	CLEC Resu	Standard D	Qwest Num	Qwest Denc	Qwest Resu	Mod Z Scr	Parity Scr
Aug-02	70	3	23.33	37.00	10246	61	167.97	-1.77	-2.08
Sep-02	111	5	22.20	36.35	11329	63	179.83	-2.39	-2.45
Oct-02	15	1	15.00		11486	56	205.11	-1.29	-1.78
Nov-02					10702	50	214.04		
Dec-02					11468	60	191.13		
Jan-03	8	2	4.00	0.00	12043	59	204.12	-1.5	-1.91
Feb-03	14	1	14.00		1523	20	76.15	-0.55	-1.33
Mar-03	8	1	8.00		1822	25	72.88	-0.59	-1.36
Apr-03	8	3	2.67	4.62	2262	27	83.78	-1.22	-1.74
May-03					2703	33	81.91		
Jun-03	2	1	2.00		2671	24	111.29	-1.04	-1.63
Jul-03	21	1	21.00		2691	30	89.70	-0.6	-1.37

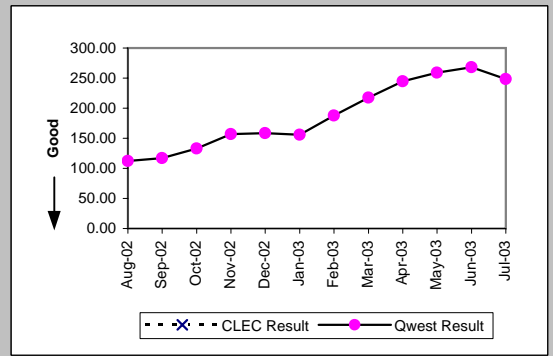


OP-15A - Interval for Pending Orders Delayed Past Due Date

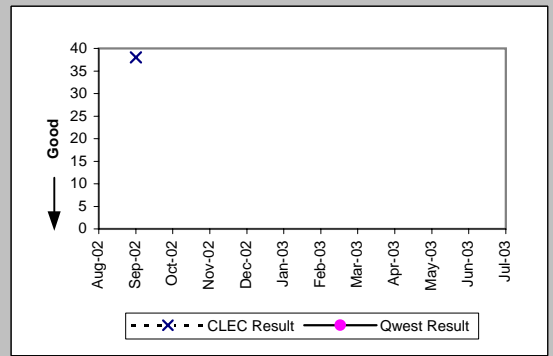
Unbundled Loop - DS3 Capable (Diagnostic)										
Date	CLEC Num	CLEC Dend	CLEC Resu	Standard D	Qwest Num	Qwest Dend	Qwest Resu	Mod Z Scr	Parity Scr	
Aug-02	72	1	72.00		1550	24	64.58	1.15	-0.3	
Sep-02	92	1	92.00		933	23	40.57	1.51	-0.08	
Oct-02	115	1	115.00		1255	23	54.57	1.44	-0.12	
Nov-02	136	2	68.00	94.75	1328	21	63.24	0.45	-0.73	
Dec-02					1566	31	50.52			
Jan-03					1001	16	62.56			
Feb-03					1801	30	60.03			
Mar-03					2192	32	68.50			
Apr-03	17	1	17.00		1210	30	40.33	-0.41	-1.25	
May-03					1029	24	42.88			
Jun-03					835	26	32.12			
Jul-03					1090	23	47.39			



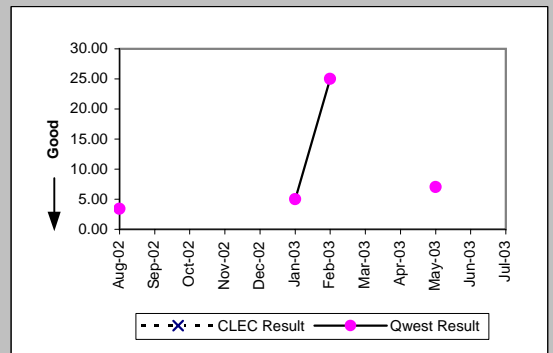
Qwest DSL (Parity)										
Date	CLEC Num	CLEC Dend	CLEC Resu	Standard D	Qwest Num	Qwest Dend	Qwest Resu	Mod Z Scr	Parity Scr	
Aug-02					14376	128	112.31			
Sep-02					15222	130	117.09			
Oct-02					16740	126	132.86			
Nov-02					17572	112	156.89			
Dec-02					18384	116	158.48			
Jan-03					15132	97	156.00			
Feb-03					15967	85	187.85			
Mar-03					16326	75	217.68			
Apr-03					15673	64	244.89			
May-03					16331	63	259.22			
Jun-03					15827	59	268.25			
Jul-03					16392	66	248.36			



Dark Fiber - Loop (Diagnostic)										
Date	CLEC Num	CLEC Dend	CLEC Resu	Standard D	Qwest Num	Qwest Dend	Qwest Resu	Mod Z Scr	Parity Scr	
Aug-02										
Sep-02	76	2	38.00	0.00						
Oct-02										
Nov-02										
Dec-02										
Jan-03										
Feb-03										
Mar-03										
Apr-03										
May-03										
Jun-03										
Jul-03										

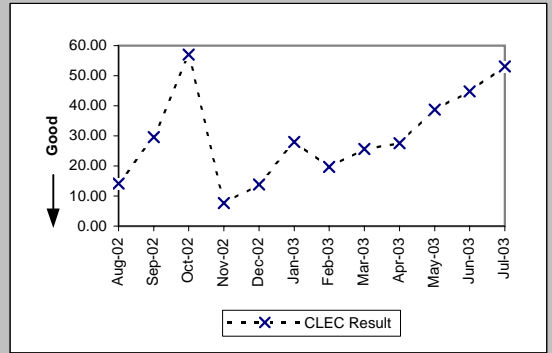


E911 (Diagnostic)										
Date	CLEC Num	CLEC Dend	CLEC Resu	Standard D	Qwest Num	Qwest Dend	Qwest Resu	Mod Z Scr	Parity Scr	
Aug-02					17	5	3.40			
Sep-02										
Oct-02										
Nov-02										
Dec-02										
Jan-03					5	1	5.00			
Feb-03					25	1	25.00			
Mar-03										
Apr-03										
May-03					28	4	7.00			
Jun-03										
Jul-03										



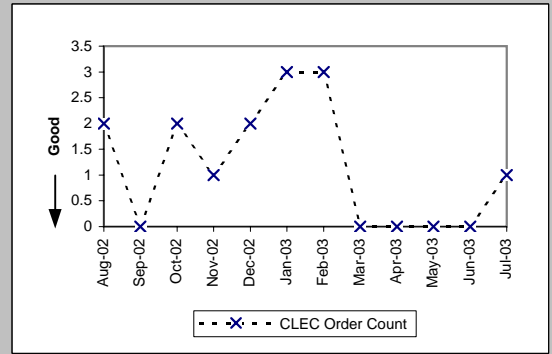
OP-15A - Interval for Pending Orders Delayed Past Due Date

Enhanced Extended Loops (EELs) (Diagnostic)					
Date	Num	Denom	CLEC Result	Standard Dev	
Aug-02	85	6	14.17	6.62	
Sep-02	148	5	29.60	13.69	
Oct-02	171	3	57.00	3.61	
Nov-02	23	3	7.67	1.15	
Dec-02	69	5	13.80	14.04	
Jan-03	56	2	28.00	33.94	
Feb-03	138	7	19.71	23.68	
Mar-03	205	8	25.62	28.94	
Apr-03	413	15	27.53	30.00	
May-03	503	13	38.69	37.87	
Jun-03	807	18	44.83	40.38	
Jul-03	903	17	53.12	48.15	

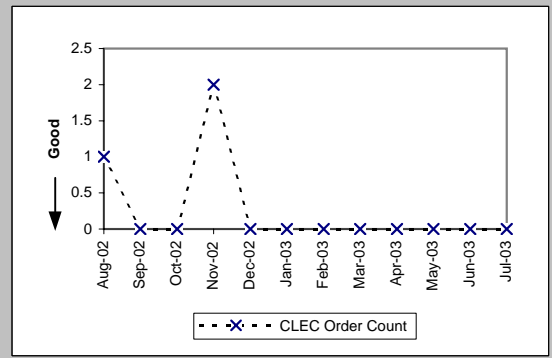


OP-15B - Count of Pending Orders Delayed for Facilities Reasons

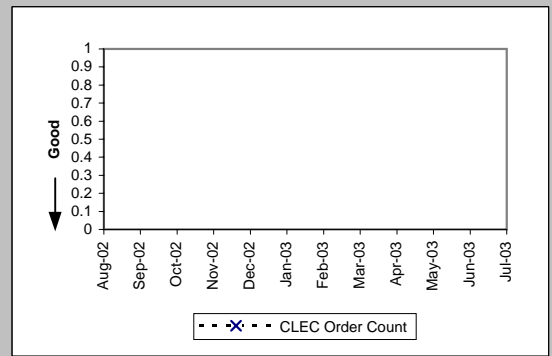
Residence (Diagnostic)	
Date	CLEC Order Count
Aug-02	2
Sep-02	0
Oct-02	2
Nov-02	1
Dec-02	2
Jan-03	3
Feb-03	3
Mar-03	0
Apr-03	0
May-03	0
Jun-03	0
Jul-03	1



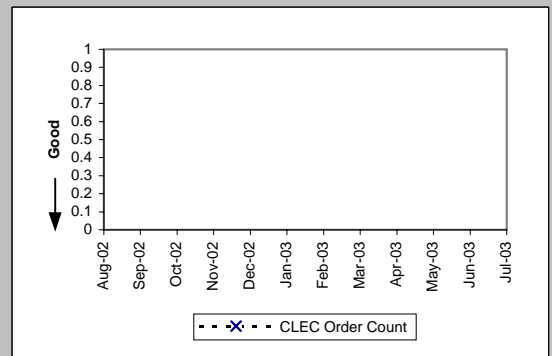
Business (Diagnostic)	
Date	CLEC Order Count
Aug-02	1
Sep-02	0
Oct-02	0
Nov-02	2
Dec-02	0
Jan-03	0
Feb-03	0
Mar-03	0
Apr-03	0
May-03	0
Jun-03	0
Jul-03	0



Centrex (Diagnostic)	
Date	CLEC Order Count
Aug-02	
Sep-02	
Oct-02	
Nov-02	
Dec-02	
Jan-03	
Feb-03	
Mar-03	
Apr-03	
May-03	
Jun-03	
Jul-03	

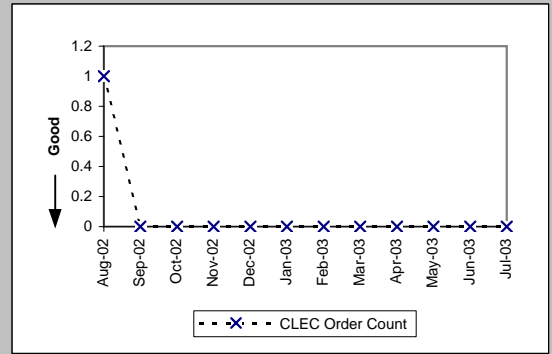


Centrex 21 (Diagnostic)	
Date	CLEC Order Count
Aug-02	
Sep-02	
Oct-02	
Nov-02	
Dec-02	
Jan-03	
Feb-03	
Mar-03	
Apr-03	
May-03	
Jun-03	
Jul-03	

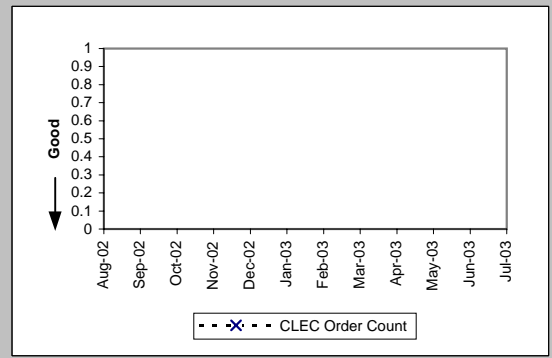


OP-15B - Count of Pending Orders Delayed for Facilities Reasons

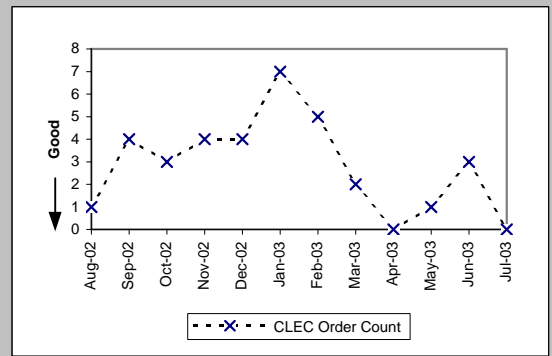
PBX (Diagnostic)	
Date	CLEC Order Count
Aug-02	1
Sep-02	0
Oct-02	0
Nov-02	0
Dec-02	0
Jan-03	0
Feb-03	0
Mar-03	0
Apr-03	0
May-03	0
Jun-03	0
Jul-03	0



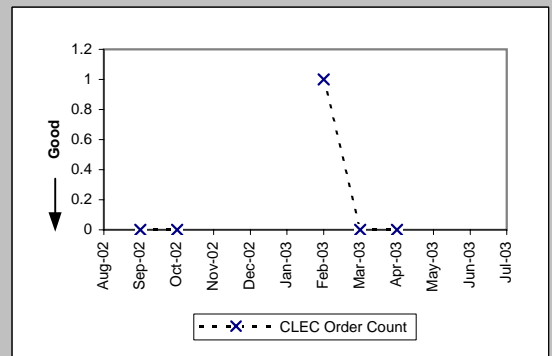
Basic Rate ISDN (Diagnostic)	
Date	CLEC Order Count
Aug-02	
Sep-02	
Oct-02	
Nov-02	
Dec-02	
Jan-03	
Feb-03	
Mar-03	
Apr-03	
May-03	
Jun-03	
Jul-03	



UNE - P (POTS) (Diagnostic)	
Date	CLEC Order Count
Aug-02	1
Sep-02	4
Oct-02	3
Nov-02	4
Dec-02	4
Jan-03	7
Feb-03	5
Mar-03	2
Apr-03	0
May-03	1
Jun-03	3
Jul-03	0



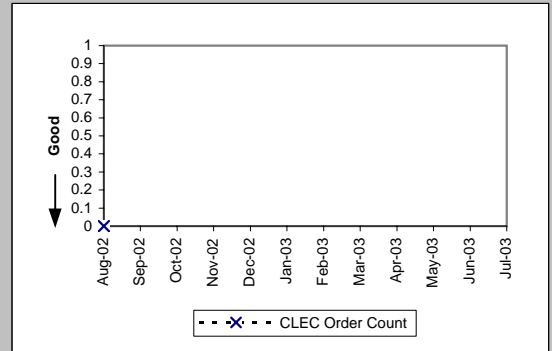
UNE P (Centrex) (Diagnostic)	
Date	CLEC Order Count
Aug-02	
Sep-02	0
Oct-02	0
Nov-02	
Dec-02	
Jan-03	
Feb-03	1
Mar-03	0
Apr-03	0
May-03	
Jun-03	
Jul-03	





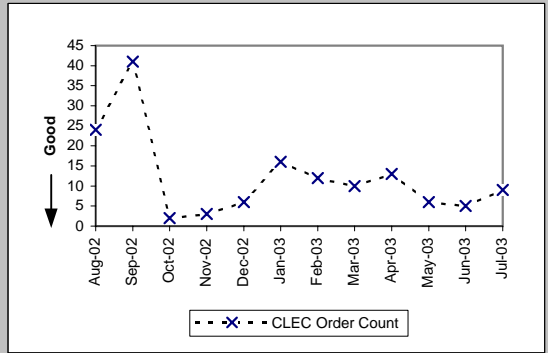
OP-15B - Count of Pending Orders Delayed for Facilities Reasons

UNE P (Centrex 21) (Diagnostic)	
Date	CLEC Order Count
Aug-02	0
Sep-02	
Oct-02	
Nov-02	
Dec-02	
Jan-03	
Feb-03	
Mar-03	
Apr-03	
May-03	
Jun-03	
Jul-03	




OP-15B - Count of Pending Orders Delayed for Facilities Reasons

Line Sharing (Diagnostic)	
Date	CLEC Order Count
Aug-02	24
Sep-02	41
Oct-02	2
Nov-02	3
Dec-02	6
Jan-03	16
Feb-03	12
Mar-03	10
Apr-03	13
May-03	6
Jun-03	5
Jul-03	9

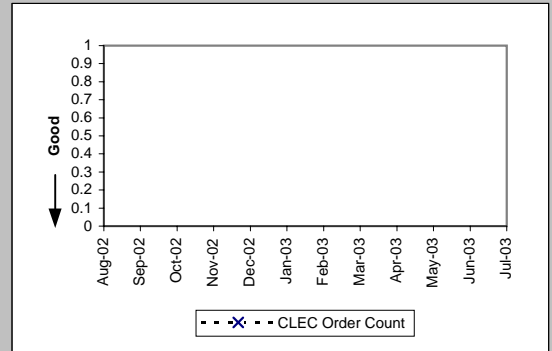


OP-15B - Count of Pending Orders Delayed for Facilities Reasons



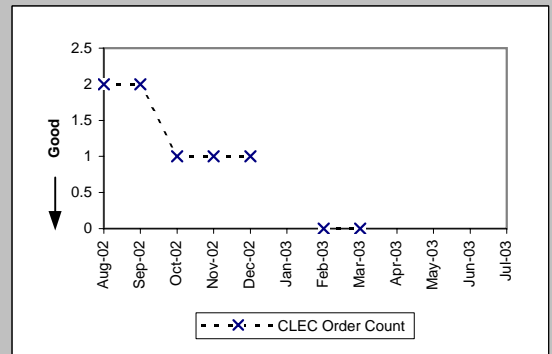
OP-15B - Count of Pending Orders Delayed for Facilities Reasons

Frame Relay (Diagnostic)	
Date	CLEC Order Count
Aug-02	
Sep-02	
Oct-02	
Nov-02	
Dec-02	
Jan-03	
Feb-03	
Mar-03	
Apr-03	
May-03	
Jun-03	
Jul-03	

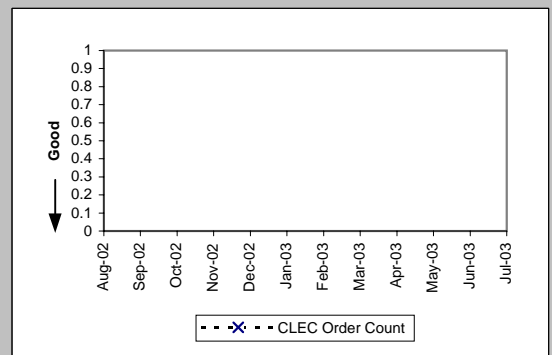


OP-15B - Count of Pending Orders Delayed for Facilities Reasons

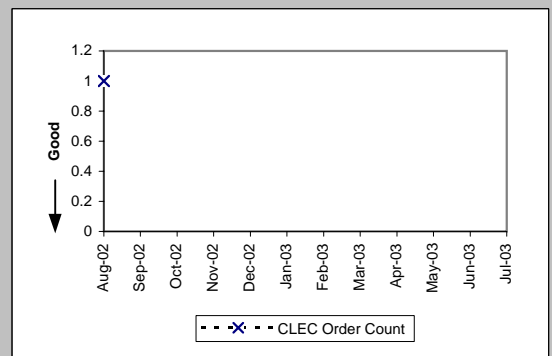
LIS Trunk (Diagnostic)	
Date	CLEC Order Count
Aug-02	2
Sep-02	2
Oct-02	1
Nov-02	1
Dec-02	1
Jan-03	
Feb-03	0
Mar-03	0
Apr-03	
May-03	
Jun-03	
Jul-03	



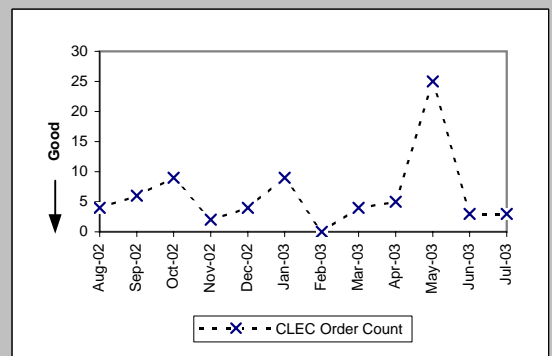
UDIT DS1 (Diagnostic)	
Date	CLEC Order Count
Aug-02	
Sep-02	
Oct-02	
Nov-02	
Dec-02	
Jan-03	
Feb-03	
Mar-03	
Apr-03	
May-03	
Jun-03	
Jul-03	



UDIT Above DS1 Level (Diagnostic)	
Date	CLEC Order Count
Aug-02	1
Sep-02	
Oct-02	
Nov-02	
Dec-02	
Jan-03	
Feb-03	
Mar-03	
Apr-03	
May-03	
Jun-03	
Jul-03	

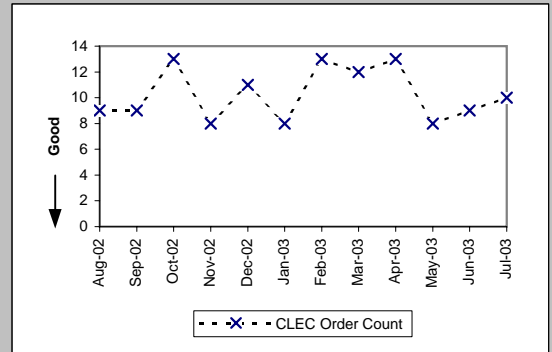


Unbundled Loop Analog (Diagnostic)	
Date	CLEC Order Count
Aug-02	4
Sep-02	6
Oct-02	9
Nov-02	2
Dec-02	4
Jan-03	9
Feb-03	0
Mar-03	4
Apr-03	5
May-03	25
Jun-03	3
Jul-03	3

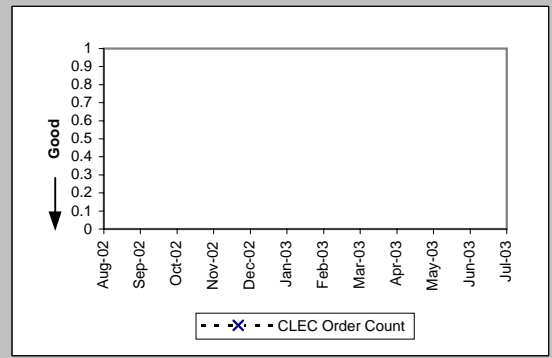


OP-15B - Count of Pending Orders Delayed for Facilities Reasons

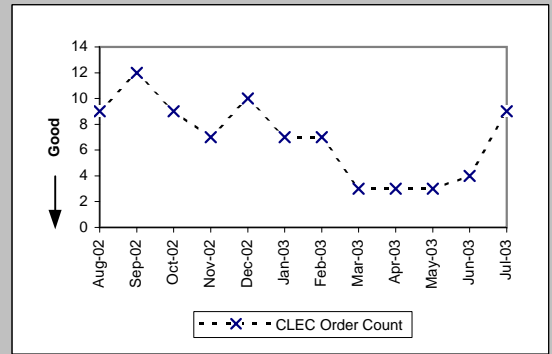
Unbundled Loop - 2 Wire Non-Loaded (Diagnostic)	
Date	CLEC Order Count
Aug-02	9
Sep-02	9
Oct-02	13
Nov-02	8
Dec-02	11
Jan-03	8
Feb-03	13
Mar-03	12
Apr-03	13
May-03	8
Jun-03	9
Jul-03	10



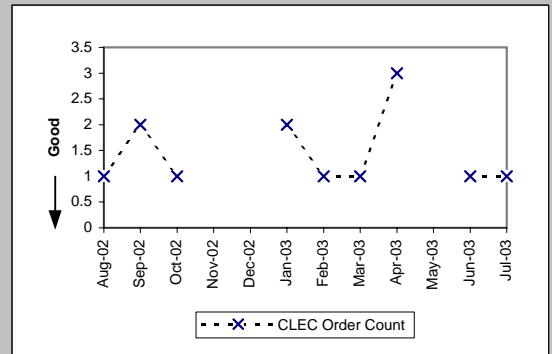
Unbundled Loop - 4 Wire Non-Loaded (Diagnostic)	
Date	CLEC Order Count
Aug-02	
Sep-02	
Oct-02	
Nov-02	
Dec-02	
Jan-03	
Feb-03	
Mar-03	
Apr-03	
May-03	
Jun-03	
Jul-03	



Unbundled Loop - DS1 Capable (Diagnostic)	
Date	CLEC Order Count
Aug-02	9
Sep-02	12
Oct-02	9
Nov-02	7
Dec-02	10
Jan-03	7
Feb-03	7
Mar-03	3
Apr-03	3
May-03	3
Jun-03	4
Jul-03	9



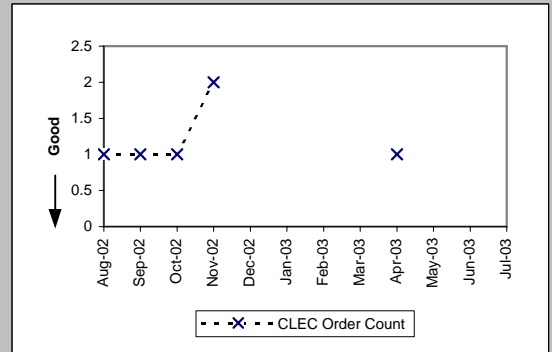
Unbundled Loop ISDN Capable (Diagnostic)	
Date	CLEC Order Count
Aug-02	1
Sep-02	2
Oct-02	1
Nov-02	
Dec-02	
Jan-03	2
Feb-03	1
Mar-03	1
Apr-03	3
May-03	
Jun-03	1
Jul-03	1



OP-15B - Count of Pending Orders Delayed for Facilities Reasons

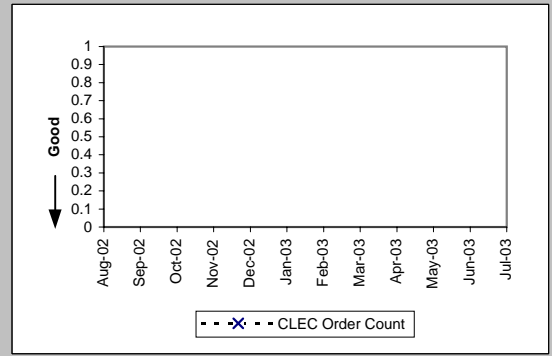
Unbundled Loop - DS3 Capable (Diagnostic)

Date	CLEC Order Count
Aug-02	1
Sep-02	1
Oct-02	1
Nov-02	2
Dec-02	
Jan-03	
Feb-03	
Mar-03	
Apr-03	1
May-03	
Jun-03	
Jul-03	



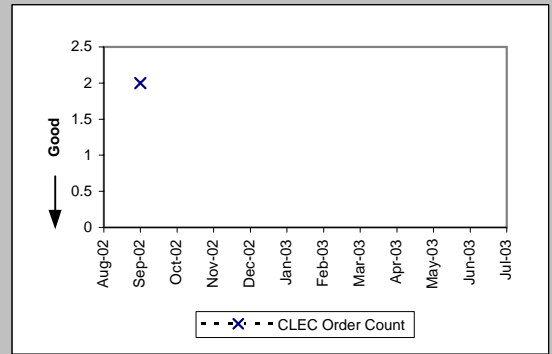
Qwest DSL (Diagnostic)

Date	CLEC Order Count
Aug-02	
Sep-02	
Oct-02	
Nov-02	
Dec-02	
Jan-03	
Feb-03	
Mar-03	
Apr-03	
May-03	
Jun-03	
Jul-03	



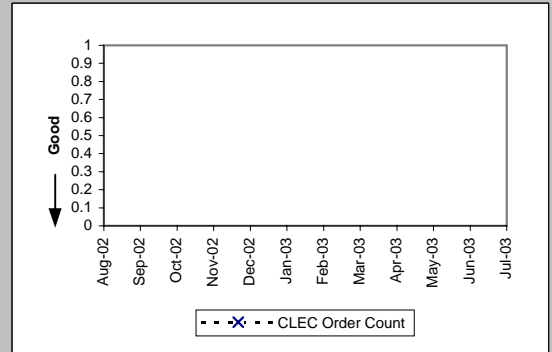
Dark Fiber - Loop (Diagnostic)

Date	CLEC Order Count
Aug-02	
Sep-02	2
Oct-02	
Nov-02	
Dec-02	
Jan-03	
Feb-03	
Mar-03	
Apr-03	
May-03	
Jun-03	
Jul-03	



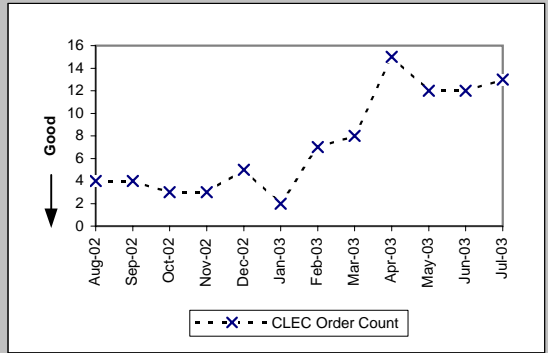
E911 (Diagnostic)

Date	CLEC Order Count
Aug-02	
Sep-02	
Oct-02	
Nov-02	
Dec-02	
Jan-03	
Feb-03	
Mar-03	
Apr-03	
May-03	
Jun-03	
Jul-03	



OP-15B - Count of Pending Orders Delayed for Facilities Reasons

Enhanced Extended Loops (EELs) (Diagnostic)	
Date	CLEC Order Count
Aug-02	4
Sep-02	4
Oct-02	3
Nov-02	3
Dec-02	5
Jan-03	2
Feb-03	7
Mar-03	8
Apr-03	15
May-03	12
Jun-03	12
Jul-03	13

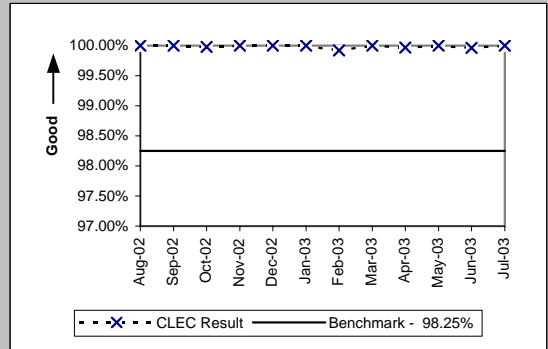




OP-17 - Timeliness of Disconnects associated with LNP Orders

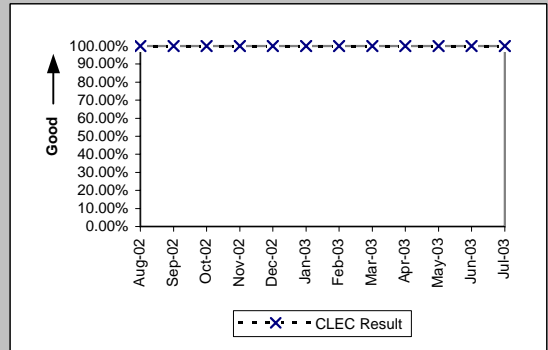
Timeliness of Disconnects associated with LNP Orders (Percent) (OP-17A) (Benchmark)

Date	CLEC Num	CLEC Denom	CLEC Result	CLEC Std Dev
Aug-02	22349	22349	100.00%	0.00%
Sep-02	6885	6885	100.00%	0.00%
Oct-02	9127	9129	99.98%	1.48%
Nov-02	6315	6315	100.00%	0.00%
Dec-02	6971	6971	100.00%	0.00%
Jan-03	4977	4977	100.00%	0.00%
Feb-03	3702	3705	99.92%	2.84%
Mar-03	3618	3618	100.00%	0.00%
Apr-03	3240	3241	99.97%	1.76%
May-03	2994	2994	100.00%	0.00%
Jun-03	5032	5034	99.96%	1.99%
Jul-03	7084	7084	100.00%	0.00%



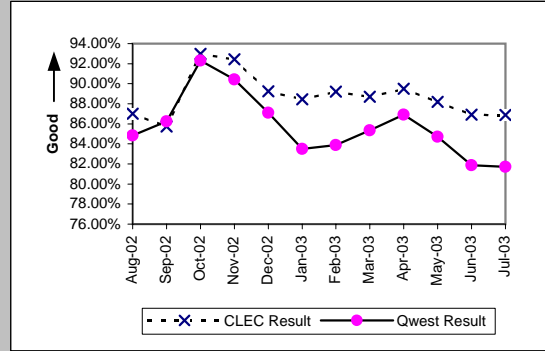
Timeliness of Disconnects associated with LNP Orders (Percent) (OP-17B) (Diagnostic)

Date	CLEC Num	CLEC Denom	CLEC Result	CLEC Std Dev
Aug-02	22349	22349	100.00%	0.00%
Sep-02	6885	6885	100.00%	0.00%
Oct-02	9129	9129	100.00%	0.00%
Nov-02	6315	6315	100.00%	0.00%
Dec-02	6971	6971	100.00%	0.00%
Jan-03	4977	4977	100.00%	0.00%
Feb-03	3705	3705	100.00%	0.00%
Mar-03	3618	3618	100.00%	0.00%
Apr-03	3241	3241	100.00%	0.00%
May-03	2994	2994	100.00%	0.00%
Jun-03	5034	5034	100.00%	0.00%
Jul-03	7084	7084	100.00%	0.00%



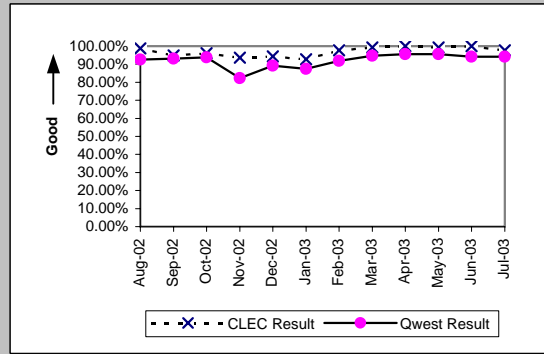
MR-2 - Calls Answered within 20 Seconds - Interconnect Repair Center (Percent)

Calls Answered within 20 seconds - Interconnect Repair Center (Percent) (MR-2) (Parity)						
Date	CLEC Num	CLEC Denom	CLEC Result	Qwest Num	Qwest Denom	Qwest Result
Aug-02	20752	23847	87.02%	449184	529360	84.85%
Sep-02	18155	21172	85.75%	415020	481264	86.24%
Oct-02	18911	20339	92.98%	408717	442709	92.32%
Nov-02	13114	14188	92.43%	327560	362204	90.44%
Dec-02	11401	12774	89.25%	333048	382342	87.11%
Jan-03	11535	13040	88.46%	402243	481677	83.51%
Feb-03	11140	12487	89.21%	394969	470777	83.90%
Mar-03	12328	13899	88.70%	447315	524058	85.36%
Apr-03	12751	14245	89.51%	430454	495240	86.92%
May-03	12385	14045	88.18%	442857	522838	84.70%
Jun-03	12206	14044	86.91%	449439	548847	81.89%
Jul-03	15255	17557	86.89%	497296	608569	81.72%

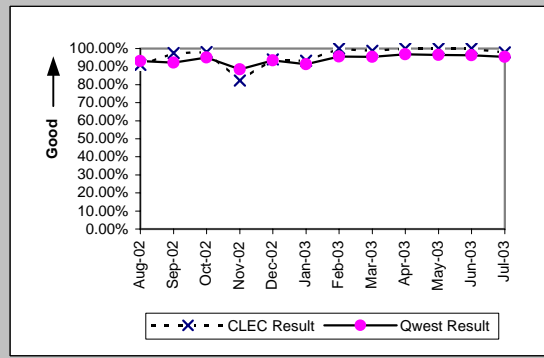


MR-3A - Out of Service Cleared within 24 Hours (Percent) - Dispatches within MSAs

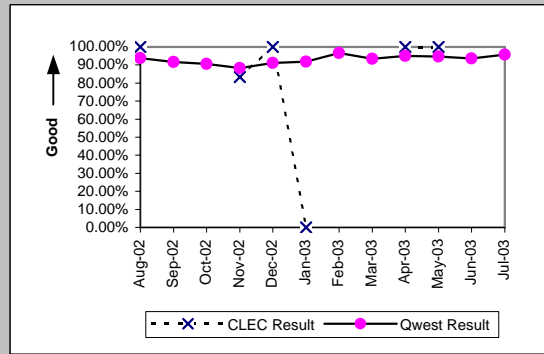
Residence (Parity)									
Date	CLEC Num	CLEC Denc	CLEC Resu	CLEC Std	Qwest Num	Qwest Denc	Qwest Resu	Mod Z Scr	Parity Scr
Aug-02	84	85	98.82%	10.78%	8579	9273	92.52%	-2.2	-2.34
Sep-02	75	79	94.94%	21.92%	7638	8200	93.15%	-0.63	-1.38
Oct-02	73	76	96.05%	19.47%	8068	8594	93.88%	-0.79	-1.48
Nov-02	87	93	93.55%	24.57%	8321	10113	82.28%	-2.83	-2.72
Dec-02	99	105	94.29%	23.21%	9998	11200	89.27%	-1.65	-2.01
Jan-03	103	111	92.79%	25.86%	10471	11982	87.39%	-1.71	-2.04
Feb-03	127	130	97.69%	15.01%	8366	9104	91.89%	-2.41	-2.46
Mar-03	154	155	99.35%	8.01%	8738	9228	94.69%	-2.57	-2.56
Apr-03	150	150	100.00%	0.00%	7539	7895	95.49%	-2.64	-2.6
May-03	132	133	99.25%	8.64%	7822	8184	95.58%	-2.04	-2.24
Jun-03	122	122	100.00%	0.00%	8331	8844	94.20%	-2.72	-2.65
Jul-03	169	173	97.69%	15.03%	8497	9028	94.12%	-1.98	-2.2



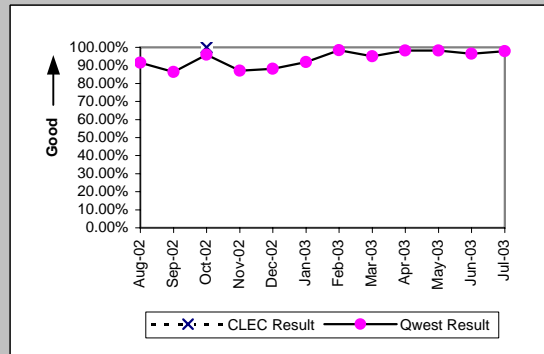
Business (Parity)									
Date	CLEC Num	CLEC Denc	CLEC Resu	CLEC Std	Qwest Num	Qwest Denc	Qwest Resu	Mod Z Scr	Parity Scr
Aug-02	40	44	90.91%	28.75%	1049	1126	93.16%	0.61	-0.63
Sep-02	38	39	97.44%	15.81%	987	1070	92.24%	-1.19	-1.72
Oct-02	49	50	98.00%	14.00%	1121	1179	95.08%	-0.93	-1.57
Nov-02	65	79	82.28%	38.19%	1125	1272	88.44%	1.58	-0.04
Dec-02	47	50	94.00%	23.75%	1097	1174	93.44%	-0.16	-1.1
Jan-03	69	74	93.24%	25.10%	1245	1364	91.28%	-0.58	-1.36
Feb-03	55	55	100.00%	0.00%	981	1027	95.52%	-1.56	-1.95
Mar-03	75	76	98.68%	11.40%	986	1034	95.36%	-1.33	-1.81
Apr-03	42	42	100.00%	0.00%	945	976	96.82%	-1.15	-1.7
May-03	36	36	100.00%	0.00%	914	947	96.52%	-1.12	-1.68
Jun-03	52	52	100.00%	0.00%	1038	1078	96.29%	-1.38	-1.84
Jul-03	45	46	97.83%	14.58%	1004	1052	95.44%	-0.76	-1.46



Centrex (Parity)									
Date	CLEC Num	CLEC Denc	CLEC Resu	CLEC Std	Qwest Num	Qwest Denc	Qwest Resu	Mod Z Scr	Parity Scr
Aug-02	1	1	100.00%	0.00%	105	112	93.75%	-0.26	-1.16
Sep-02					100	109	91.74%		
Oct-02					126	139	90.65%		
Nov-02	5	6	83.33%	37.27%	90	102	88.24%	0.35	-0.79
Dec-02	1	1	100.00%	0.00%	93	102	91.18%	-0.31	-1.19
Jan-03	0	1	0.00%	0.00%	113	123	91.87%	1.74	0.06
Feb-03					86	89	96.63%		
Mar-03					115	123	93.50%		
Apr-03	1	1	100.00%	0.00%	96	101	95.05%	-0.23	-1.14
May-03	3	3	100.00%	0.00%	107	113	94.69%	-0.4	-1.25
Jun-03					118	126	93.65%		
Jul-03					115	120	95.83%		

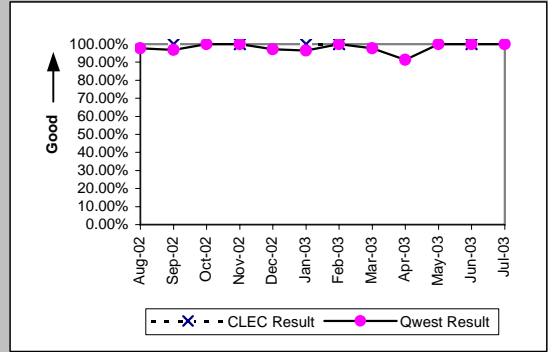


Centrex 21 (Parity)									
Date	CLEC Num	CLEC Denc	CLEC Resu	CLEC Std	Qwest Num	Qwest Denc	Qwest Resu	Mod Z Scr	Parity Scr
Aug-02					119	130	91.54%		
Sep-02					120	139	86.33%		
Oct-02	1	1	100.00%	0.00%	168	175	96.00%	-0.2	-1.12
Nov-02					135	155	87.10%		
Dec-02					127	144	88.19%		
Jan-03					147	160	91.88%		
Feb-03					126	128	98.44%		
Mar-03					116	122	95.08%		
Apr-03					109	111	98.20%		
May-03					107	109	98.17%		
Jun-03					139	144	96.53%		
Jul-03					135	138	97.83%		

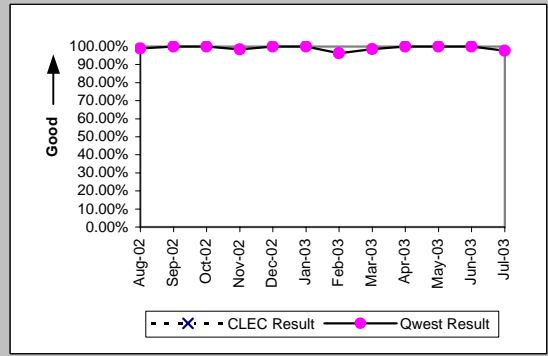


MR-3A - Out of Service Cleared within 24 Hours (Percent) - Dispatches within MSAs

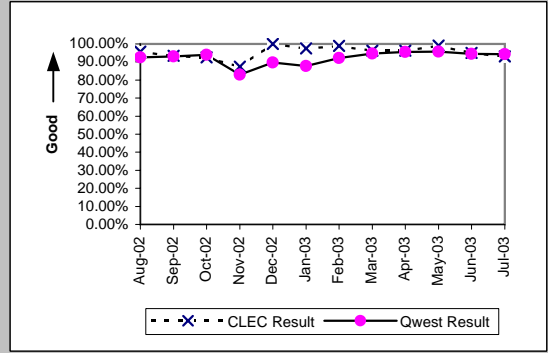
PBX (Parity)									
Date	CLEC Num	CLEC Denc	CLEC Resu	CLEC Std E	Qwest Num	Qwest Denc	Qwest Resu	Mod Z Scr	Parity Scr
Aug-02					41	42	97.62%		
Sep-02	3	3	100.00%	0.00%	30	31	96.77%	-0.3	-1.18
Oct-02					30	30	100.00%		
Nov-02	2	2	100.00%	0.00%	33	33	100.00%	N/A	N/A
Dec-02					35	36	97.22%		
Jan-03	1	1	100.00%	0.00%	27	28	96.43%	-0.19	-1.11
Feb-03	1	1	100.00%	0.00%	26	26	100.00%	N/A	N/A
Mar-03					42	43	97.67%		
Apr-03					21	23	91.30%		
May-03					30	30	100.00%		
Jun-03	2	2	100.00%	0.00%	28	28	100.00%	N/A	N/A
Jul-03					20	20	100.00%		



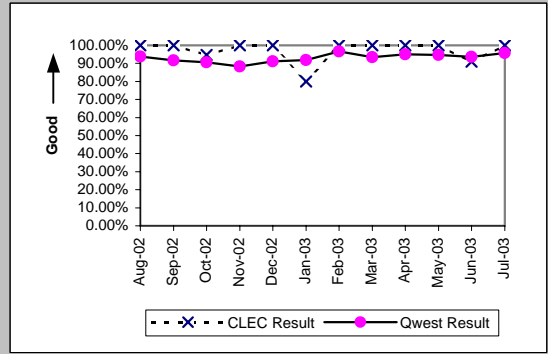
Basic Rate ISDN (Parity)									
Date	CLEC Num	CLEC Denc	CLEC Resu	CLEC Std E	Qwest Num	Qwest Denc	Qwest Resu	Mod Z Scr	Parity Scr
Aug-02					90	91	98.90%		
Sep-02					71	71	100.00%		
Oct-02					41	41	100.00%		
Nov-02					60	61	98.36%		
Dec-02					81	81	100.00%		
Jan-03					53	53	100.00%		
Feb-03					51	53	96.23%		
Mar-03					70	71	98.59%		
Apr-03					38	38	100.00%		
May-03					33	33	100.00%		
Jun-03					46	46	100.00%		
Jul-03					42	43	97.67%		



UNE - P (POTS) (Parity)									
Date	CLEC Num	CLEC Denc	CLEC Resu	CLEC Std E	Qwest Num	Qwest Denc	Qwest Resu	Mod Z Scr	Parity Scr
Aug-02	67	70	95.71%	20.25%	9628	10399	92.59%	-1	-1.61
Sep-02	57	61	93.44%	24.75%	8625	9270	93.04%	-0.12	-1.07
Oct-02	74	80	92.50%	26.34%	9189	9773	94.02%	0.6	-0.63
Nov-02	76	87	87.36%	33.23%	9446	11385	82.97%	-1.08	-1.66
Dec-02	55	55	100.00%	0.00%	11095	12374	89.66%	-2.51	-2.53
Jan-03	77	79	97.47%	15.71%	11716	13346	87.79%	-2.62	-2.59
Feb-03	87	88	98.86%	10.60%	9347	10131	92.26%	-2.31	-2.4
Mar-03	102	106	96.23%	19.06%	9724	10262	94.76%	-0.68	-1.41
Apr-03	104	108	96.30%	18.89%	8484	8871	95.64%	-0.33	-1.2
May-03	111	112	99.11%	9.41%	8736	9131	95.67%	-1.78	-2.08
Jun-03	94	99	94.95%	21.90%	9369	9922	94.43%	-0.23	-1.14
Jul-03	81	87	93.10%	25.34%	9501	10080	94.26%	0.5	-0.7

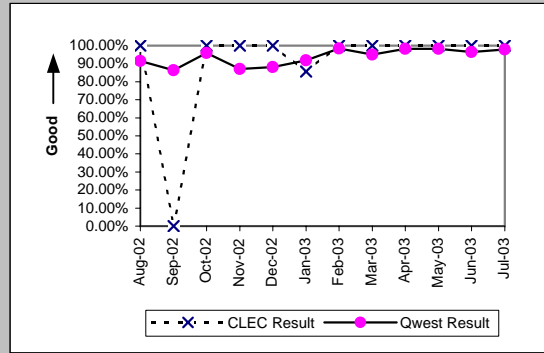


UNE P (Centrex) (Parity)									
Date	CLEC Num	CLEC Denc	CLEC Resu	CLEC Std E	Qwest Num	Qwest Denc	Qwest Resu	Mod Z Scr	Parity Scr
Aug-02	15	15	100.00%	0.00%	105	112	93.75%	-0.94	-1.57
Sep-02	15	15	100.00%	0.00%	100	109	91.74%	-1.09	-1.66
Oct-02	18	19	94.74%	22.33%	126	139	90.65%	-0.57	-1.35
Nov-02	14	14	100.00%	0.00%	90	102	88.24%	-1.28	-1.78
Dec-02	26	26	100.00%	0.00%	93	102	91.18%	-1.42	-1.86
Jan-03	16	20	80.00%	40.00%	113	123	91.87%	1.51	-0.08
Feb-03	17	17	100.00%	0.00%	86	89	96.63%	-0.71	-1.43
Mar-03	14	14	100.00%	0.00%	115	123	93.50%	-0.94	-1.57
Apr-03	11	11	100.00%	0.00%	96	101	95.05%	-0.72	-1.44
May-03	17	17	100.00%	0.00%	107	113	94.69%	-0.91	-1.55
Jun-03	10	11	90.91%	28.75%	118	126	93.65%	0.35	-0.79
Jul-03	19	19	100.00%	0.00%	115	120	95.83%	-0.84	-1.51

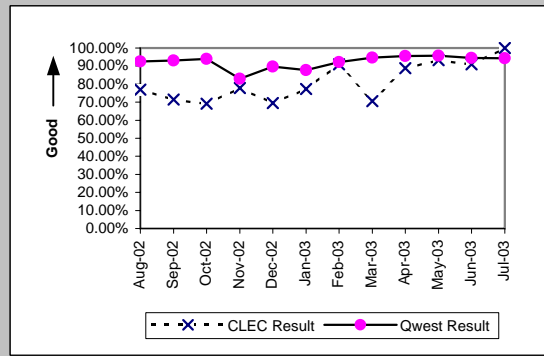


MR-3A - Out of Service Cleared within 24 Hours (Percent) - Dispatches within MSAs

UNE P (Centrex 21) (Parity)										
Date	CLEC Num	CLEC Denc	CLEC Resu	CLEC Std	Qwest Num	Qwest Denc	Qwest Resu	Mod Z Scr	Parity Scr	
Aug-02	1	1	100.00%	0.00%	119	130	91.54%	-0.3	-1.18	
Sep-02	0	1	0.00%	0.00%	120	139	86.33%	1.49	-0.09	
Oct-02	5	5	100.00%	0.00%	168	175	96.00%	-0.45	-1.27	
Nov-02	7	7	100.00%	0.00%	135	155	87.10%	-1	-1.61	
Dec-02	4	4	100.00%	0.00%	127	144	88.19%	-0.72	-1.44	
Jan-03	6	7	85.71%	34.99%	147	160	91.88%	0.54	-0.67	
Feb-03	4	4	100.00%	0.00%	126	128	98.44%	-0.25	-1.15	
Mar-03	4	4	100.00%	0.00%	116	122	95.08%	-0.45	-1.27	
Apr-03	1	1	100.00%	0.00%	109	111	98.20%	-0.13	-1.08	
May-03	3	3	100.00%	0.00%	107	109	98.17%	-0.23	-1.14	
Jun-03	1	1	100.00%	0.00%	139	144	96.53%	-0.19	-1.11	
Jul-03	2	2	100.00%	0.00%	135	138	97.83%	-0.21	-1.13	

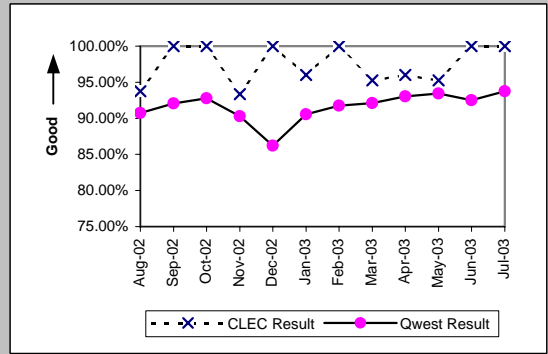


Line Sharing (Parity)										
Date	CLEC Num	CLEC Denc	CLEC Resu	CLEC Std	Qwest Num	Qwest Denc	Qwest Resu	Mod Z Scr	Parity Scr	
Aug-02	10	13	76.92%	42.13%	9628	10399	92.59%	1.77	0.07	
Sep-02	5	7	71.43%	45.18%	8625	9270	93.04%	1.7	0.04	
Oct-02	9	13	69.23%	46.15%	9189	9773	94.02%	2.74	0.66	
Nov-02	21	27	77.78%	41.57%	9446	11385	82.97%	0.72	-0.56	
Dec-02	16	23	69.57%	46.01%	11095	12374	89.66%	2.65	0.61	
Jan-03	17	22	77.27%	41.91%	11716	13346	87.79%	1.39	-0.15	
Feb-03	10	11	90.91%	28.75%	9347	10131	92.26%	0.25	-0.85	
Mar-03	12	17	70.59%	45.56%	9724	10262	94.76%	3.18	0.93	
Apr-03	8	9	88.89%	31.43%	8484	8871	95.64%	0.86	-0.47	
May-03	14	15	93.33%	24.94%	8736	9131	95.67%	0.49	-0.7	
Jun-03	10	11	90.91%	28.75%	9369	9922	94.43%	0.53	-0.68	
Jul-03	15	15	100.00%	0.00%	9501	10080	94.26%	-0.96	-1.58	

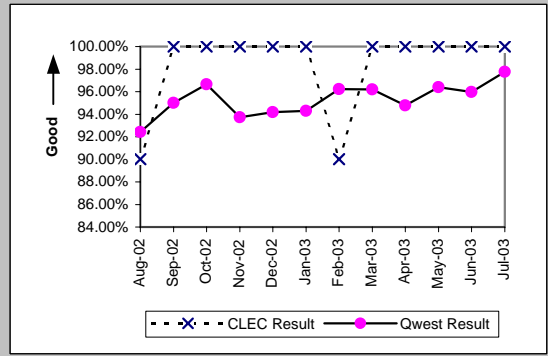


MR-3B - Out of Service Cleared within 24 Hours (Percent) - Dispatches outside MSAs

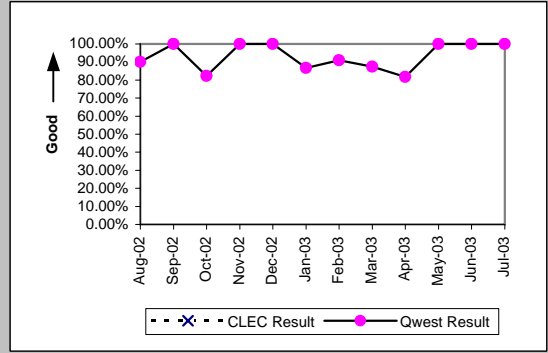
Residence (Parity)									
Date	CLEC Num	CLEC Denc	CLEC Resu	CLEC Std E	Qwest Num	Qwest Denc	Qwest Resu	Mod Z Scr	Parity Scr
Aug-02	15	16	93.75%	24.21%	1643	1811	90.72%	-0.42	-1.25
Sep-02	10	10	100.00%	0.00%	1673	1817	92.07%	-0.93	-1.56
Oct-02	10	10	100.00%	0.00%	1564	1686	92.76%	-0.88	-1.54
Nov-02	14	15	93.33%	24.94%	1668	1847	90.31%	-0.39	-1.24
Dec-02	9	9	100.00%	0.00%	2008	2329	86.22%	-1.2	-1.73
Jan-03	24	25	96.00%	19.60%	2166	2392	90.55%	-0.93	-1.56
Feb-03	22	22	100.00%	0.00%	1680	1831	91.75%	-1.4	-1.85
Mar-03	20	21	95.24%	21.30%	1954	2121	92.13%	-0.53	-1.32
Apr-03	24	25	96.00%	19.60%	1824	1960	93.06%	-0.57	-1.35
May-03	20	21	95.24%	21.30%	1720	1841	93.43%	-0.33	-1.2
Jun-03	13	13	100.00%	0.00%	1702	1840	92.50%	-1.02	-1.62
Jul-03	12	12	100.00%	0.00%	2014	2148	93.76%	-0.89	-1.54



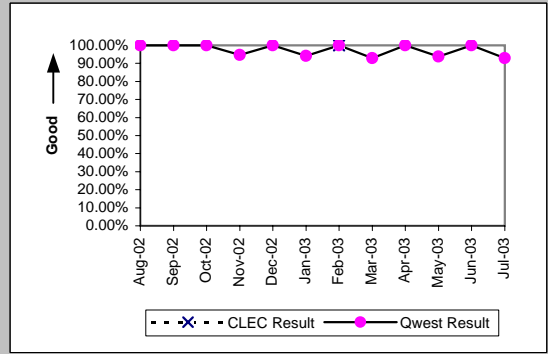
Business (Parity)									
Date	CLEC Num	CLEC Denc	CLEC Resu	CLEC Std E	Qwest Num	Qwest Denc	Qwest Resu	Mod Z Scr	Parity Scr
Aug-02	9	10	90.00%	30.00%	220	238	92.44%	0.31	-0.81
Sep-02	9	9	100.00%	0.00%	247	260	95.00%	-0.68	-1.41
Oct-02	9	9	100.00%	0.00%	260	269	96.65%	-0.55	-1.33
Nov-02	11	11	100.00%	0.00%	209	223	93.72%	-0.84	-1.51
Dec-02	11	11	100.00%	0.00%	291	309	94.17%	-0.81	-1.49
Jan-03	11	11	100.00%	0.00%	315	334	94.31%	-0.8	-1.49
Feb-03	9	10	90.00%	30.00%	230	239	96.23%	0.84	-0.49
Mar-03	16	16	100.00%	0.00%	253	263	96.20%	-0.77	-1.47
Apr-03	8	8	100.00%	0.00%	254	268	94.78%	-0.65	-1.4
May-03	15	15	100.00%	0.00%	241	250	96.40%	-0.73	-1.44
Jun-03	20	20	100.00%	0.00%	239	249	95.98%	-0.88	-1.54
Jul-03	13	13	100.00%	0.00%	261	267	97.75%	-0.53	-1.32



Centrex (Parity)									
Date	CLEC Num	CLEC Denc	CLEC Resu	CLEC Std E	Qwest Num	Qwest Denc	Qwest Resu	Mod Z Scr	Parity Scr
Aug-02					9	10	90.00%		
Sep-02					11	11	100.00%		
Oct-02					14	17	82.35%		
Nov-02					7	7	100.00%		
Dec-02					14	14	100.00%		
Jan-03					13	15	86.67%		
Feb-03					10	11	90.91%		
Mar-03					7	8	87.50%		
Apr-03					9	11	81.82%		
May-03					4	4	100.00%		
Jun-03					15	15	100.00%		
Jul-03					7	7	100.00%		

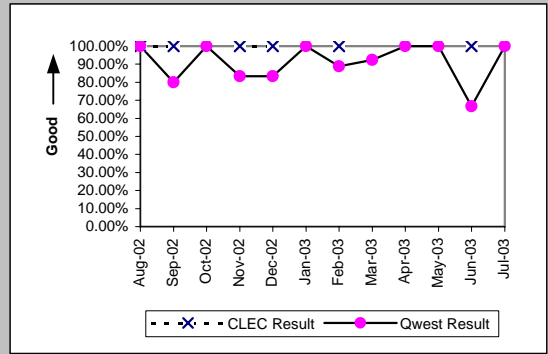


Centrex 21 (Parity)									
Date	CLEC Num	CLEC Denc	CLEC Resu	CLEC Std E	Qwest Num	Qwest Denc	Qwest Resu	Mod Z Scr	Parity Scr
Aug-02					6	6	100.00%		
Sep-02					17	17	100.00%		
Oct-02					10	10	100.00%		
Nov-02					18	19	94.74%		
Dec-02					13	13	100.00%		
Jan-03					16	17	94.12%		
Feb-03	1	1	100.00%	0.00%	14	14	100.00%	N/A	N/A
Mar-03					13	14	92.86%		
Apr-03					10	10	100.00%		
May-03					15	16	93.75%		
Jun-03					21	21	100.00%		
Jul-03					13	14	92.86%		

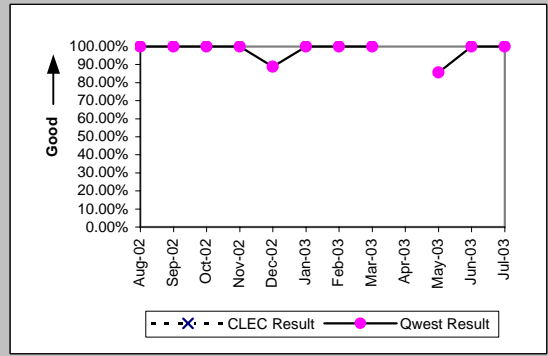


MR-3B - Out of Service Cleared within 24 Hours (Percent) - Dispatches outside MSAs

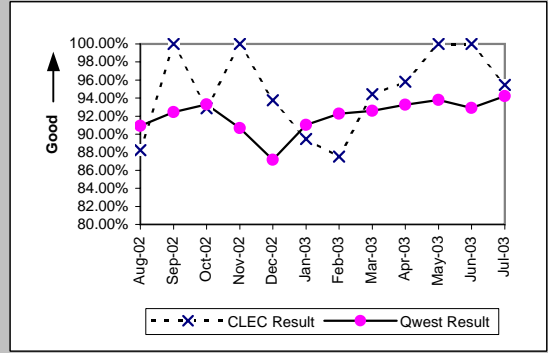
PBX (Parity)									
Date	CLEC Num	CLEC Denc	CLEC Resu	CLEC Std E	Qwest Num	Qwest Denc	Qwest Resu	Mod Z Scr	Parity Scr
Aug-02	2	2	100.00%	0.00%	6	6	100.00%	N/A	N/A
Sep-02	2	2	100.00%	0.00%	4	5	80.00%	-0.6	-1.36
Oct-02					3	3	100.00%		
Nov-02	1	1	100.00%	0.00%	5	6	83.33%	-0.41	-1.25
Dec-02	1	1	100.00%	0.00%	5	6	83.33%	-0.41	-1.25
Jan-03					5	5	100.00%		
Feb-03	1	1	100.00%	0.00%	8	9	88.89%	-0.34	-1.2
Mar-03					12	13	92.31%		
Apr-03					3	3	100.00%		
May-03					19	19	100.00%		
Jun-03	2	2	100.00%	0.00%	2	3	66.67%	-0.77	-1.47
Jul-03					2	2	100.00%		



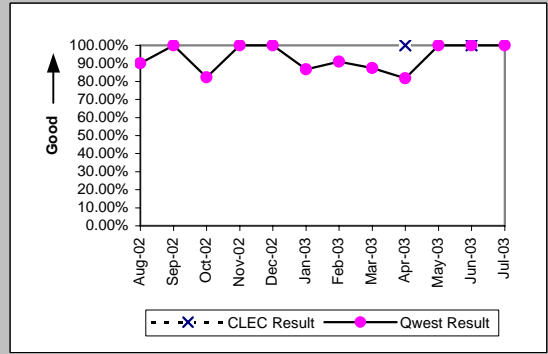
Basic Rate ISDN (Parity)									
Date	CLEC Num	CLEC Denc	CLEC Resu	CLEC Std E	Qwest Num	Qwest Denc	Qwest Resu	Mod Z Scr	Parity Scr
Aug-02					6	6	100.00%		
Sep-02					10	10	100.00%		
Oct-02					1	1	100.00%		
Nov-02					4	4	100.00%		
Dec-02					8	9	88.89%		
Jan-03					2	2	100.00%		
Feb-03					4	4	100.00%		
Mar-03					4	4	100.00%		
Apr-03									
May-03					6	7	85.71%		
Jun-03					1	1	100.00%		
Jul-03					5	5	100.00%		



UNE - P (POTS) (Parity)									
Date	CLEC Num	CLEC Denc	CLEC Resu	CLEC Std E	Qwest Num	Qwest Denc	Qwest Resu	Mod Z Scr	Parity Scr
Aug-02	15	17	88.24%	32.22%	1863	2049	90.92%	0.43	-0.74
Sep-02	14	14	100.00%	0.00%	1920	2077	92.44%	-1.07	-1.65
Oct-02	13	14	92.86%	25.75%	1824	1955	93.30%	0.15	-0.91
Nov-02	12	12	100.00%	0.00%	1877	2070	90.68%	-1.11	-1.67
Dec-02	15	16	93.75%	24.21%	2299	2638	87.15%	-0.79	-1.48
Jan-03	17	19	89.47%	30.69%	2481	2726	91.01%	0.3	-0.82
Feb-03	14	16	87.50%	33.07%	1910	2070	92.27%	0.71	-0.57
Mar-03	17	18	94.44%	22.91%	2207	2384	92.58%	-0.3	-1.18
Apr-03	23	24	95.83%	19.98%	2078	2228	93.27%	-0.5	-1.3
May-03	24	24	100.00%	0.00%	1961	2091	93.78%	-1.25	-1.76
Jun-03	15	15	100.00%	0.00%	1941	2089	92.92%	-1.07	-1.65
Jul-03	21	22	95.45%	20.83%	2275	2415	94.20%	-0.25	-1.15

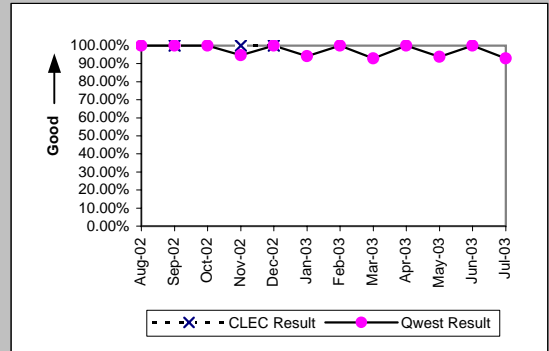


UNE P (Centrex) (Parity)									
Date	CLEC Num	CLEC Denc	CLEC Resu	CLEC Std E	Qwest Num	Qwest Denc	Qwest Resu	Mod Z Scr	Parity Scr
Aug-02					9	10	90.00%		
Sep-02					11	11	100.00%		
Oct-02					14	17	82.35%		
Nov-02					7	7	100.00%		
Dec-02					14	14	100.00%		
Jan-03					13	15	86.67%		
Feb-03					10	11	90.91%		
Mar-03					7	8	87.50%		
Apr-03	3	3	100.00%	0.00%	9	11	81.82%	-0.72	-1.44
May-03					4	4	100.00%		
Jun-03	1	1	100.00%	0.00%	15	15	100.00%	N/A	N/A
Jul-03					7	7	100.00%		

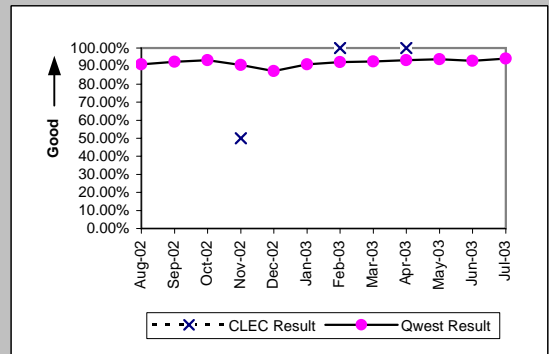


MR-3B - Out of Service Cleared within 24 Hours (Percent) - Dispatches outside MSAs

UNE P (Centrex 21) (Parity)									
Date	CLEC Num	CLEC Denc	CLEC Resu	CLEC Std	Qwest Num	Qwest Denc	Qwest Resu	Mod Z Scr	Parity Scr
Aug-02					6	6	100.00%		
Sep-02	1	1	100.00%	0.00%	17	17	100.00%	N/A	N/A
Oct-02					10	10	100.00%		
Nov-02	2	2	100.00%	0.00%	18	19	94.74%	-0.32	-1.19
Dec-02	1	1	100.00%	0.00%	13	13	100.00%	N/A	N/A
Jan-03					16	17	94.12%		
Feb-03					14	14	100.00%		
Mar-03					13	14	92.86%		
Apr-03					10	10	100.00%		
May-03					15	16	93.75%		
Jun-03					21	21	100.00%		
Jul-03					13	14	92.86%		



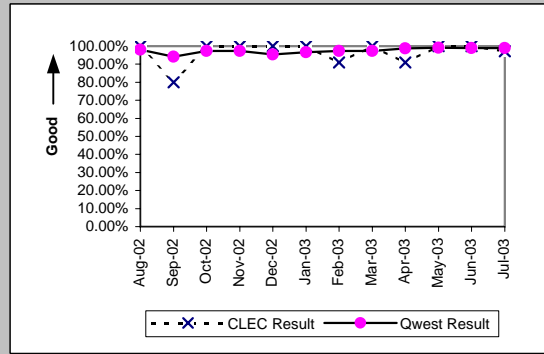
Line Sharing (Parity)									
Date	CLEC Num	CLEC Denc	CLEC Resu	CLEC Std	Qwest Num	Qwest Denc	Qwest Resu	Mod Z Scr	Parity Scr
Aug-02					1863	2049	90.92%		
Sep-02					1920	2077	92.44%		
Oct-02					1824	1955	93.30%		
Nov-02	1	2	50.00%	50.00%	1877	2070	90.68%	1.32	-0.19
Dec-02					2299	2638	87.15%		
Jan-03					2481	2726	91.01%		
Feb-03	3	3	100.00%	0.00%	1910	2070	92.27%	-0.5	-1.3
Mar-03					2207	2384	92.58%		
Apr-03	1	1	100.00%	0.00%	2078	2228	93.27%	-0.27	-1.16
May-03					1961	2091	93.78%		
Jun-03					1941	2089	92.92%		
Jul-03					2275	2415	94.20%		



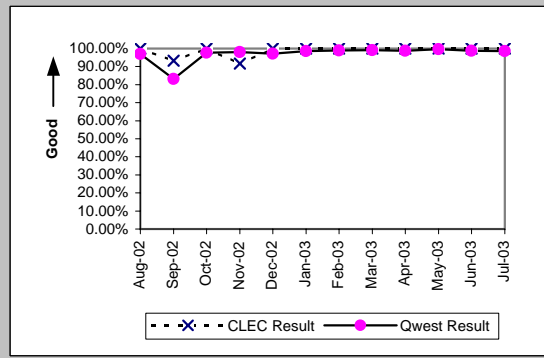


MR-3C - Out of Service Cleared within 24 Hours (Percent) - No dispatches

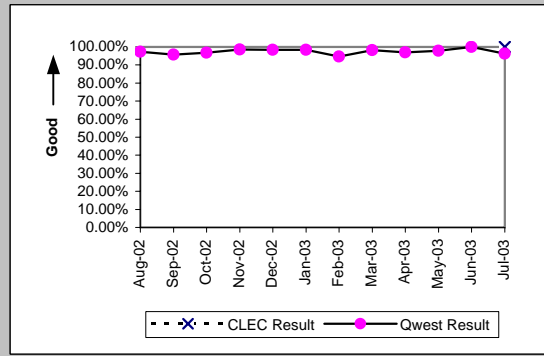
Residence (Parity)									
Date	CLEC Num	CLEC Denc	CLEC Resu	CLEC Std E	Qwest Num	Qwest Denc	Qwest Resu	Mod Z Scr	Parity Scr
Aug-02	17	17	100.00%	0.00%	2139	2182	98.03%	-0.58	-1.35
Sep-02	8	10	80.00%	40.00%	1862	1977	94.18%	1.53	-0.07
Oct-02	13	13	100.00%	0.00%	1895	1946	97.38%	-0.59	-1.36
Nov-02	13	13	100.00%	0.00%	1708	1755	97.32%	-0.6	-1.36
Dec-02	14	14	100.00%	0.00%	1665	1744	95.47%	-0.81	-1.49
Jan-03	11	11	100.00%	0.00%	1571	1627	96.56%	-0.62	-1.38
Feb-03	10	11	90.91%	28.75%	1460	1500	97.33%	1.05	-0.36
Mar-03	28	28	100.00%	0.00%	1561	1603	97.38%	-0.86	-1.52
Apr-03	20	22	90.91%	28.75%	1346	1363	98.75%	2.13	0.29
May-03	31	31	100.00%	0.00%	1385	1398	99.07%	-0.53	-1.32
Jun-03	16	16	100.00%	0.00%	1338	1353	98.89%	-0.42	-1.26
Jul-03	34	35	97.14%	16.66%	1588	1605	98.94%	0.88	-0.47



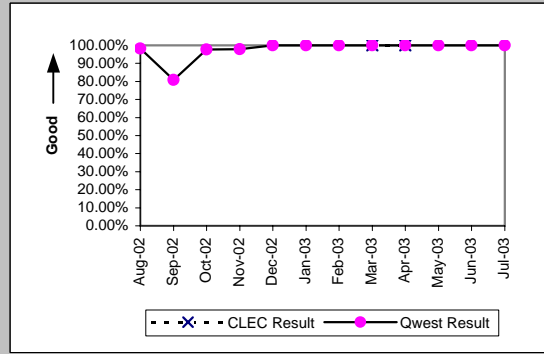
Business (Parity)									
Date	CLEC Num	CLEC Denc	CLEC Resu	CLEC Std E	Qwest Num	Qwest Denc	Qwest Resu	Mod Z Scr	Parity Scr
Aug-02	25	25	100.00%	0.00%	296	305	97.05%	-0.84	-1.51
Sep-02	14	15	93.33%	24.94%	382	459	83.22%	-1.03	-1.63
Oct-02	14	14	100.00%	0.00%	288	295	97.63%	-0.57	-1.35
Nov-02	22	24	91.67%	27.64%	262	267	98.13%	1.6	-0.03
Dec-02	18	18	100.00%	0.00%	238	245	97.14%	-0.7	-1.43
Jan-03	11	11	100.00%	0.00%	274	278	98.56%	-0.39	-1.24
Feb-03	15	15	100.00%	0.00%	278	281	98.93%	-0.39	-1.24
Mar-03	19	19	100.00%	0.00%	248	250	99.20%	-0.38	-1.23
Apr-03	15	15	100.00%	0.00%	244	247	98.79%	-0.42	-1.25
May-03	16	16	100.00%	0.00%	225	226	99.56%	-0.26	-1.16
Jun-03	8	8	100.00%	0.00%	226	229	98.69%	-0.32	-1.19
Jul-03	23	23	100.00%	0.00%	263	267	98.50%	-0.57	-1.35



Centrex (Parity)									
Date	CLEC Num	CLEC Denc	CLEC Resu	CLEC Std E	Qwest Num	Qwest Denc	Qwest Resu	Mod Z Scr	Parity Scr
Aug-02					73	75	97.33%		
Sep-02					89	93	95.70%		
Oct-02					62	64	96.88%		
Nov-02					73	74	98.65%		
Dec-02					61	62	98.39%		
Jan-03					65	66	98.48%		
Feb-03					70	74	94.59%		
Mar-03					55	56	98.21%		
Apr-03					65	67	97.01%		
May-03					45	46	97.83%		
Jun-03					59	59	100.00%		
Jul-03	1	1	100.00%	0.00%	53	55	96.36%	-0.19	-1.12

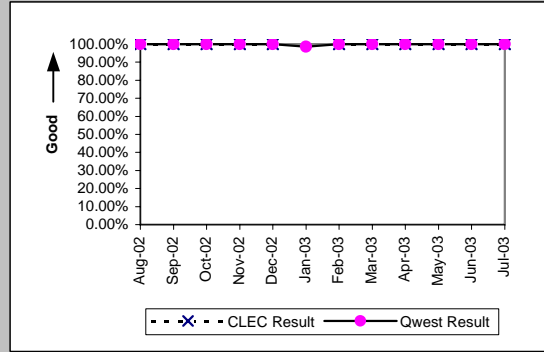


Centrex 21 (Parity)									
Date	CLEC Num	CLEC Denc	CLEC Resu	CLEC Std E	Qwest Num	Qwest Denc	Qwest Resu	Mod Z Scr	Parity Scr
Aug-02					57	58	98.28%		
Sep-02					55	68	80.88%		
Oct-02					43	44	97.73%		
Nov-02					46	47	97.87%		
Dec-02					30	30	100.00%		
Jan-03					36	36	100.00%		
Feb-03					45	45	100.00%		
Mar-03	1	1	100.00%	0.00%	35	35	100.00%	N/A	N/A
Apr-03	1	1	100.00%	0.00%	51	51	100.00%	N/A	N/A
May-03					44	44	100.00%		
Jun-03					36	36	100.00%		
Jul-03					43	43	100.00%		

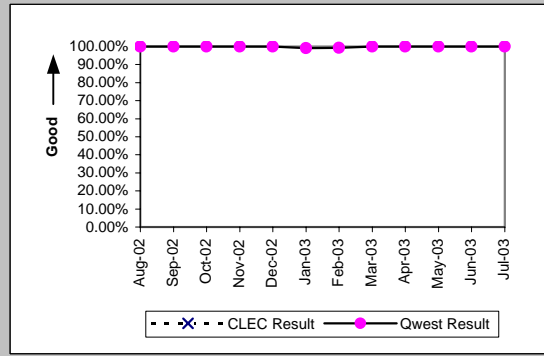


MR-3C - Out of Service Cleared within 24 Hours (Percent) - No dispatches

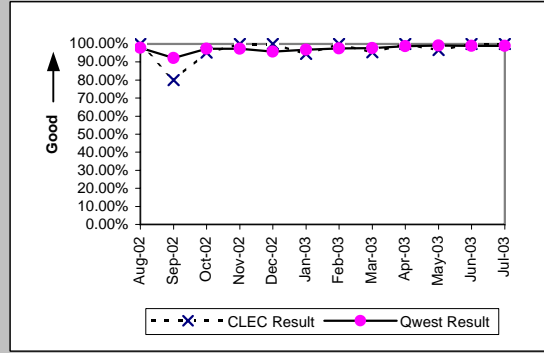
PBX (Parity)									
Date	CLEC Num	CLEC Denc	CLEC Resu	CLEC Std E	Qwest Num	Qwest Denc	Qwest Resu	Mod Z Scr	Parity Scr
Aug-02	2	2	100.00%	0.00%	101	101	100.00%	N/A	N/A
Sep-02	3	3	100.00%	0.00%	102	102	100.00%	N/A	N/A
Oct-02	1	1	100.00%	0.00%	57	57	100.00%	N/A	N/A
Nov-02	3	3	100.00%	0.00%	79	79	100.00%	N/A	N/A
Dec-02	1	1	100.00%	0.00%	85	85	100.00%	N/A	N/A
Jan-03					67	68	98.53%		
Feb-03	1	1	100.00%	0.00%	66	66	100.00%	N/A	N/A
Mar-03	2	2	100.00%	0.00%	75	75	100.00%	N/A	N/A
Apr-03	2	2	100.00%	0.00%	56	56	100.00%	N/A	N/A
May-03	2	2	100.00%	0.00%	52	52	100.00%	N/A	N/A
Jun-03	4	4	100.00%	0.00%	49	49	100.00%	N/A	N/A
Jul-03	2	2	100.00%	0.00%	50	50	100.00%	N/A	N/A



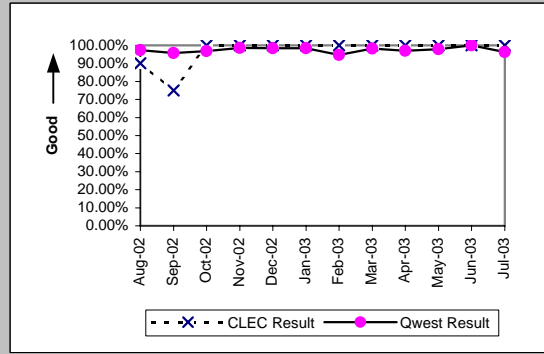
Basic Rate ISDN (Parity)									
Date	CLEC Num	CLEC Denc	CLEC Resu	CLEC Std E	Qwest Num	Qwest Denc	Qwest Resu	Mod Z Scr	Parity Scr
Aug-02					126	126	100.00%		
Sep-02					99	99	100.00%		
Oct-02					82	82	100.00%		
Nov-02					101	101	100.00%		
Dec-02					111	111	100.00%		
Jan-03					121	122	99.18%		
Feb-03					142	143	99.30%		
Mar-03					142	142	100.00%		
Apr-03					120	120	100.00%		
May-03					102	102	100.00%		
Jun-03					99	99	100.00%		
Jul-03					85	85	100.00%		



UNE - P (POTS) (Parity)									
Date	CLEC Num	CLEC Denc	CLEC Resu	CLEC Std E	Qwest Num	Qwest Denc	Qwest Resu	Mod Z Scr	Parity Scr
Aug-02	31	31	100.00%	0.00%	2435	2487	97.91%	-0.81	-1.49
Sep-02	16	20	80.00%	40.00%	2244	2436	92.12%	1.73	0.05
Oct-02	20	21	95.24%	21.30%	2183	2241	97.41%	0.62	-0.62
Nov-02	26	26	100.00%	0.00%	1970	2022	97.43%	-0.82	-1.5
Dec-02	16	16	100.00%	0.00%	1903	1989	95.68%	-0.85	-1.51
Jan-03	17	18	94.44%	22.91%	1845	1905	96.85%	0.59	-0.64
Feb-03	25	25	100.00%	0.00%	1738	1781	97.59%	-0.78	-1.47
Mar-03	21	22	95.45%	20.83%	1809	1853	97.63%	0.65	-0.61
Apr-03	16	16	100.00%	0.00%	1590	1610	98.76%	-0.45	-1.27
May-03	29	30	96.67%	17.95%	1610	1624	99.14%	1.11	-0.32
Jun-03	15	15	100.00%	0.00%	1564	1582	98.86%	-0.41	-1.25
Jul-03	21	21	100.00%	0.00%	1851	1872	98.88%	-0.49	-1.3

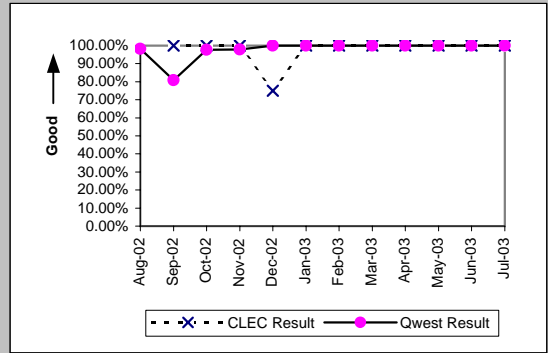


UNE P (Centrex) (Parity)									
Date	CLEC Num	CLEC Denc	CLEC Resu	CLEC Std E	Qwest Num	Qwest Denc	Qwest Resu	Mod Z Scr	Parity Scr
Aug-02	9	10	90.00%	30.00%	73	75	97.33%	0.93	-0.43
Sep-02	6	8	75.00%	43.30%	89	93	95.70%	1.84	0.12
Oct-02	4	4	100.00%	0.00%	62	64	96.88%	-0.35	-1.21
Nov-02	3	3	100.00%	0.00%	73	74	98.65%	-0.2	-1.12
Dec-02	4	4	100.00%	0.00%	61	62	98.39%	-0.25	-1.15
Jan-03	4	4	100.00%	0.00%	65	66	98.48%	-0.24	-1.15
Feb-03	3	3	100.00%	0.00%	70	74	94.59%	-0.41	-1.25
Mar-03	2	2	100.00%	0.00%	55	56	98.21%	-0.19	-1.11
Apr-03	6	6	100.00%	0.00%	65	67	97.01%	-0.41	-1.25
May-03	4	4	100.00%	0.00%	45	46	97.83%	-0.29	-1.17
Jun-03	3	3	100.00%	0.00%	59	59	100.00%	N/A	N/A
Jul-03	2	2	100.00%	0.00%	53	55	96.36%	-0.27	-1.16

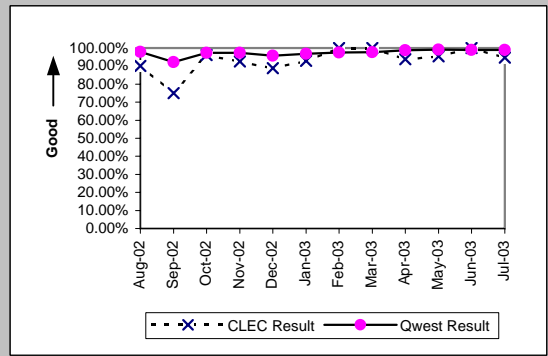


MR-3C - Out of Service Cleared within 24 Hours (Percent) - No dispatches

UNE P (Centrex 21) (Parity)									
Date	CLEC Num	CLEC Denc	CLEC Resu	CLEC Std	Qwest Num	Qwest Denc	Qwest Resu	Mod Z Scr	Parity Scr
Aug-02					57	58	98.28%		
Sep-02	2	2	100.00%	0.00%	55	68	80.88%	-0.68	-1.41
Oct-02	2	2	100.00%	0.00%	43	44	97.73%	-0.21	-1.13
Nov-02	3	3	100.00%	0.00%	46	47	97.87%	-0.25	-1.15
Dec-02	3	4	75.00%	43.30%	30	30	100.00%	N/A	0.01
Jan-03	1	1	100.00%	0.00%	36	36	100.00%	N/A	N/A
Feb-03	2	2	100.00%	0.00%	45	45	100.00%	N/A	N/A
Mar-03	3	3	100.00%	0.00%	35	35	100.00%	N/A	N/A
Apr-03	1	1	100.00%	0.00%	51	51	100.00%	N/A	N/A
May-03	5	5	100.00%	0.00%	44	44	100.00%	N/A	N/A
Jun-03	1	1	100.00%	0.00%	36	36	100.00%	N/A	N/A
Jul-03	4	4	100.00%	0.00%	43	43	100.00%	N/A	N/A

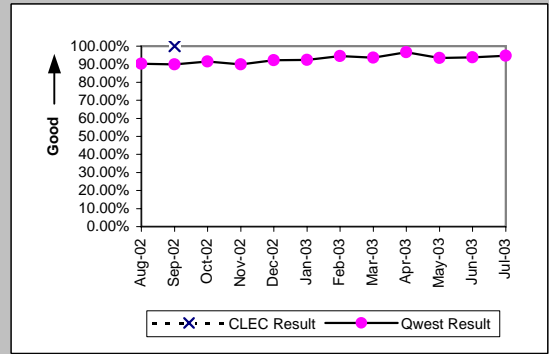


Line Sharing (Parity)									
Date	CLEC Num	CLEC Denc	CLEC Resu	CLEC Std	Qwest Num	Qwest Denc	Qwest Resu	Mod Z Scr	Parity Scr
Aug-02	9	10	90.00%	30.00%	2435	2487	97.91%	1.26	-0.24
Sep-02	6	8	75.00%	43.30%	2244	2436	92.12%	1.46	-0.11
Oct-02	25	26	96.15%	19.23%	2183	2241	97.41%	0.45	-0.73
Nov-02	25	27	92.59%	26.19%	1970	2022	97.43%	1.33	-0.19
Dec-02	24	27	88.89%	31.43%	1903	1989	95.68%	1.49	-0.09
Jan-03	26	28	92.86%	25.75%	1845	1905	96.85%	1.08	-0.34
Feb-03	24	24	100.00%	0.00%	1738	1781	97.59%	-0.77	-1.47
Mar-03	20	20	100.00%	0.00%	1809	1853	97.63%	-0.69	-1.42
Apr-03	15	16	93.75%	24.21%	1590	1610	98.76%	1.28	-0.22
May-03	21	22	95.45%	20.83%	1610	1624	99.14%	1.3	-0.21
Jun-03	10	10	100.00%	0.00%	1564	1582	98.86%	-0.34	-1.21
Jul-03	18	19	94.74%	22.33%	1851	1872	98.88%	1.24	-0.25

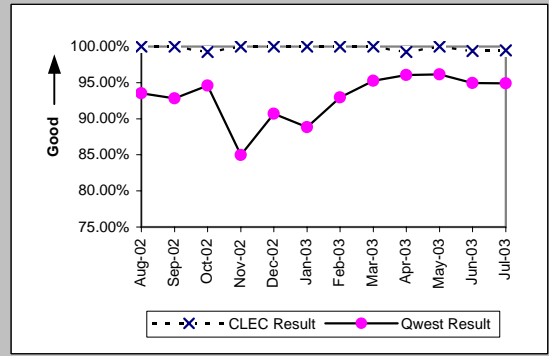


MR-3D - Out of Service Cleared within 24 Hours (Percent) - Interval Zone One

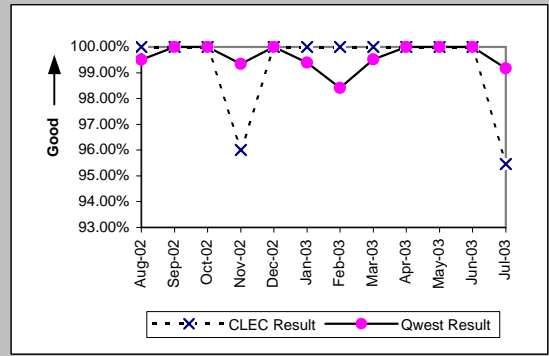
Qwest DSL (Parity)									
Date	CLEC Num	CLEC Denc	CLEC Resu	CLEC Std E	Qwest Num	Qwest Denc	Qwest Resu	Mod Z Scr	Parity Scr
Aug-02					673	746	90.21%		
Sep-02	2	2	100.00%	0.00%	450	501	89.82%	-0.48	-1.29
Oct-02					331	362	91.44%		
Nov-02					349	388	89.95%		
Dec-02					354	384	92.19%		
Jan-03					397	430	92.33%		
Feb-03					339	359	94.43%		
Mar-03					322	344	93.60%		
Apr-03					411	425	96.71%		
May-03					299	320	93.44%		
Jun-03					319	340	93.82%		
Jul-03					264	279	94.62%		



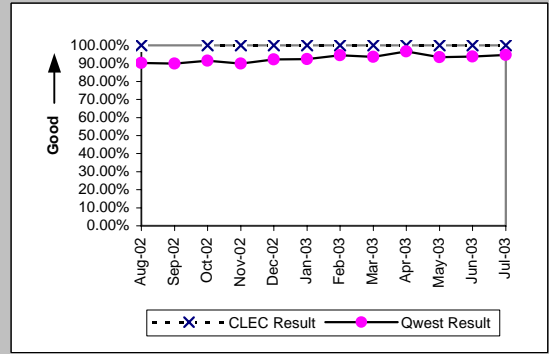
Unbundled Loop Analog (Parity)									
Date	CLEC Num	CLEC Denc	CLEC Resu	CLEC Std E	Qwest Num	Qwest Denc	Qwest Resu	Mod Z Scr	Parity Scr
Aug-02	215	215	100.00%	0.00%	11787	12603	93.53%	-3.83	-3.33
Sep-02	187	187	100.00%	0.00%	10599	11419	92.82%	-3.77	-3.29
Oct-02	131	132	99.24%	8.67%	11109	11742	94.61%	-2.34	-2.43
Nov-02	220	220	100.00%	0.00%	11179	13157	84.97%	-6.19	-4.76
Dec-02	163	163	100.00%	0.00%	12746	14057	90.67%	-4.07	-3.48
Jan-03	227	227	100.00%	0.00%	13348	15029	88.82%	-5.31	-4.23
Feb-03	174	174	100.00%	0.00%	10858	11680	92.96%	-3.6	-3.19
Mar-03	172	172	100.00%	0.00%	11270	11831	95.26%	-2.91	-2.77
Apr-03	128	129	99.22%	8.77%	9810	10214	96.04%	-1.84	-2.12
May-03	145	145	100.00%	0.00%	10097	10504	96.13%	-2.4	-2.46
Jun-03	166	167	99.40%	7.72%	10742	11312	94.96%	-2.6	-2.58
Jul-03	191	192	99.48%	7.20%	11090	11688	94.88%	-2.87	-2.74



Unbundled Loop - 2 Wire Non-Loaded (Parity)									
Date	CLEC Num	CLEC Denc	CLEC Resu	CLEC Std E	Qwest Num	Qwest Denc	Qwest Resu	Mod Z Scr	Parity Scr
Aug-02	27	27	100.00%	0.00%	200	201	99.50%	-0.34	-1.21
Sep-02	15	15	100.00%	0.00%	159	159	100.00%	N/A	N/A
Oct-02	15	15	100.00%	0.00%	114	114	100.00%	N/A	N/A
Nov-02	24	25	96.00%	19.60%	150	151	99.34%	1.09	-0.34
Dec-02	11	11	100.00%	0.00%	182	182	100.00%	N/A	N/A
Jan-03	14	14	100.00%	0.00%	163	164	99.39%	-0.28	-1.17
Feb-03	11	11	100.00%	0.00%	186	189	98.41%	-0.41	-1.25
Mar-03	12	12	100.00%	0.00%	206	207	99.52%	-0.23	-1.14
Apr-03	15	15	100.00%	0.00%	145	145	100.00%	N/A	N/A
May-03	17	17	100.00%	0.00%	121	121	100.00%	N/A	N/A
Jun-03	25	25	100.00%	0.00%	137	137	100.00%	N/A	N/A
Jul-03	21	22	95.45%	20.83%	119	120	99.17%	1.03	-0.37

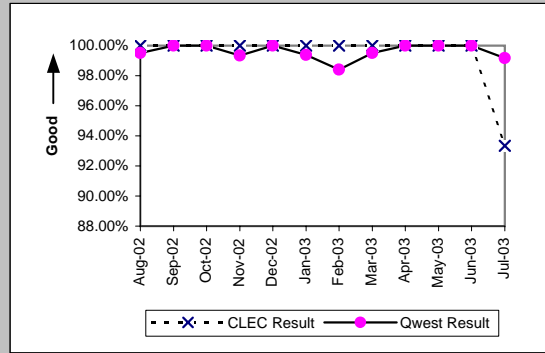


Unbundled Loop - ADSL Qualified (Parity)									
Date	CLEC Num	CLEC Denc	CLEC Resu	CLEC Std E	Qwest Num	Qwest Denc	Qwest Resu	Mod Z Scr	Parity Scr
Aug-02	2	2	100.00%	0.00%	673	746	90.21%	-0.47	-1.28
Sep-02					450	501	89.82%		
Oct-02	2	2	100.00%	0.00%	331	362	91.44%	-0.43	-1.26
Nov-02	1	1	100.00%	0.00%	349	388	89.95%	-0.33	-1.2
Dec-02	2	2	100.00%	0.00%	354	384	92.19%	-0.41	-1.25
Jan-03	3	3	100.00%	0.00%	397	430	92.33%	-0.5	-1.3
Feb-03	2	2	100.00%	0.00%	339	359	94.43%	-0.34	-1.21
Mar-03	1	1	100.00%	0.00%	322	344	93.60%	-0.26	-1.16
Apr-03	1	1	100.00%	0.00%	411	425	96.71%	-0.18	-1.11
May-03	4	4	100.00%	0.00%	299	320	93.44%	-0.53	-1.32
Jun-03	3	3	100.00%	0.00%	319	340	93.82%	-0.44	-1.27
Jul-03	5	5	100.00%	0.00%	264	279	94.62%	-0.53	-1.32



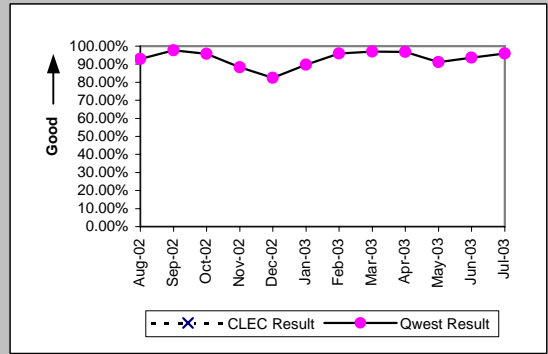
MR-3D - Out of Service Cleared within 24 Hours (Percent) - Interval Zone One

Unbundled Loop ISDN Capable (Parity)										
Date	CLEC Num	CLEC Dend	CLEC Resu	CLEC Std	Qwest Num	Qwest Dend	Qwest Resu	Mod Z Scr	Parity Scr	
Aug-02	26	26	100.00%	0.00%	200	201	99.50%	-0.34	-1.21	
Sep-02	13	13	100.00%	0.00%	159	159	100.00%	N/A	N/A	
Oct-02	20	20	100.00%	0.00%	114	114	100.00%	N/A	N/A	
Nov-02	15	15	100.00%	0.00%	150	151	99.34%	-0.3	-1.18	
Dec-02	21	21	100.00%	0.00%	182	182	100.00%	N/A	N/A	
Jan-03	26	26	100.00%	0.00%	163	164	99.39%	-0.37	-1.23	
Feb-03	21	21	100.00%	0.00%	186	189	98.41%	-0.55	-1.34	
Mar-03	16	16	100.00%	0.00%	206	207	99.52%	-0.27	-1.16	
Apr-03	21	21	100.00%	0.00%	145	145	100.00%	N/A	N/A	
May-03	21	21	100.00%	0.00%	121	121	100.00%	N/A	N/A	
Jun-03	29	29	100.00%	0.00%	137	137	100.00%	N/A	N/A	
Jul-03	14	15	93.33%	24.94%	119	120	99.17%	1.26	-0.24	

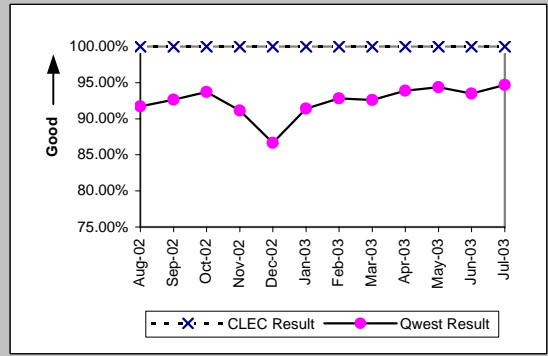


MR-3E - Out of Service Cleared within 24 Hours (Percent) - Interval Zone Two

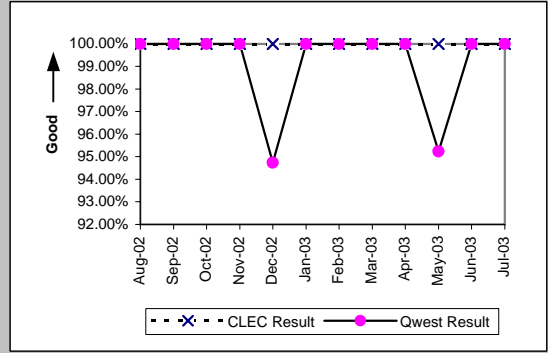
Qwest DSL (Parity)									
Date	CLEC Num	CLEC Denc	CLEC Resu	CLEC Std E	Qwest Num	Qwest Denc	Qwest Resu	Mod Z Scr	Parity Scr
Aug-02					52	56	92.86%		
Sep-02					43	44	97.73%		
Oct-02					23	24	95.83%		
Nov-02					30	34	88.24%		
Dec-02					33	40	82.50%		
Jan-03					44	49	89.80%		
Feb-03					24	25	96.00%		
Mar-03					32	33	96.97%		
Apr-03					31	32	96.88%		
May-03					31	34	91.18%		
Jun-03					29	31	93.55%		
Jul-03					24	25	96.00%		



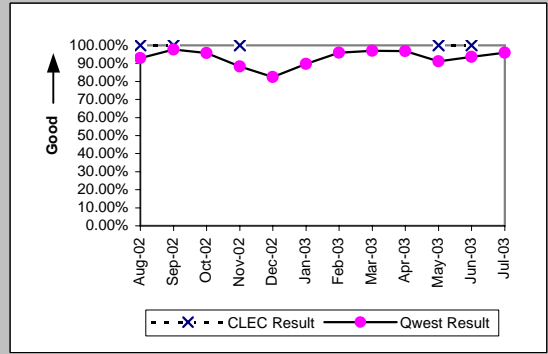
Unbundled Loop Analog (Parity)									
Date	CLEC Num	CLEC Denc	CLEC Resu	CLEC Std E	Qwest Num	Qwest Denc	Qwest Resu	Mod Z Scr	Parity Scr
Aug-02	18	18	100.00%	0.00%	2139	2332	91.72%	-1.27	-1.77
Sep-02	12	12	100.00%	0.00%	2190	2364	92.64%	-0.97	-1.59
Oct-02	15	15	100.00%	0.00%	2087	2227	93.71%	-1	-1.61
Nov-02	20	20	100.00%	0.00%	2114	2320	91.12%	-1.39	-1.85
Dec-02	16	16	100.00%	0.00%	2551	2944	86.65%	-1.57	-1.95
Jan-03	25	25	100.00%	0.00%	2694	2948	91.38%	-1.53	-1.93
Feb-03	38	38	100.00%	0.00%	2137	2302	92.83%	-1.7	-2.03
Mar-03	8	8	100.00%	0.00%	2470	2668	92.58%	-0.8	-1.49
Apr-03	14	14	100.00%	0.00%	2342	2495	93.87%	-0.95	-1.58
May-03	21	21	100.00%	0.00%	2210	2342	94.36%	-1.11	-1.68
Jun-03	14	14	100.00%	0.00%	2132	2281	93.47%	-0.99	-1.6
Jul-03	10	10	100.00%	0.00%	2537	2679	94.70%	-0.75	-1.45



Unbundled Loop - 2 Wire Non-Loaded (Parity)									
Date	CLEC Num	CLEC Denc	CLEC Resu	CLEC Std E	Qwest Num	Qwest Denc	Qwest Resu	Mod Z Scr	Parity Scr
Aug-02	1	1	100.00%	0.00%	22	22	100.00%	N/A	N/A
Sep-02	1	1	100.00%	0.00%	21	21	100.00%	N/A	N/A
Oct-02	2	2	100.00%	0.00%	10	10	100.00%	N/A	N/A
Nov-02	4	4	100.00%	0.00%	15	15	100.00%	N/A	N/A
Dec-02	4	4	100.00%	0.00%	18	19	94.74%	-0.43	-1.26
Jan-03	4	4	100.00%	0.00%	13	13	100.00%	N/A	N/A
Feb-03	1	1	100.00%	0.00%	11	11	100.00%	N/A	N/A
Mar-03	4	4	100.00%	0.00%	10	10	100.00%	N/A	N/A
Apr-03	6	6	100.00%	0.00%	13	13	100.00%	N/A	N/A
May-03	3	3	100.00%	0.00%	20	21	95.24%	-0.36	-1.22
Jun-03	3	3	100.00%	0.00%	9	9	100.00%	N/A	N/A
Jul-03	6	6	100.00%	0.00%	13	13	100.00%	N/A	N/A

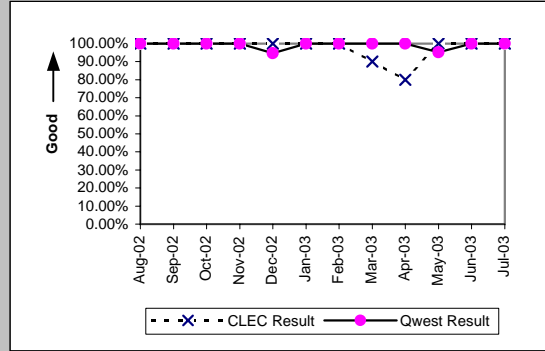


Unbundled Loop - ADSL Qualified (Parity)									
Date	CLEC Num	CLEC Denc	CLEC Resu	CLEC Std E	Qwest Num	Qwest Denc	Qwest Resu	Mod Z Scr	Parity Scr
Aug-02	2	2	100.00%	0.00%	52	56	92.86%	-0.39	-1.23
Sep-02	1	1	100.00%	0.00%	43	44	97.73%	-0.15	-1.09
Oct-02					23	24	95.83%		
Nov-02	1	1	100.00%	0.00%	30	34	88.24%	-0.36	-1.22
Dec-02					33	40	82.50%		
Jan-03					44	49	89.80%		
Feb-03					24	25	96.00%		
Mar-03					32	33	96.97%		
Apr-03					31	32	96.88%		
May-03	2	2	100.00%	0.00%	31	34	91.18%	-0.43	-1.26
Jun-03	1	1	100.00%	0.00%	29	31	93.55%	-0.26	-1.16
Jul-03					24	25	96.00%		



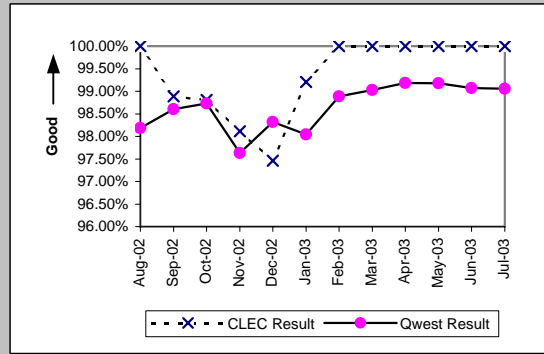
MR-3E - Out of Service Cleared within 24 Hours (Percent) - Interval Zone Two

Unbundled Loop ISDN Capable (Parity)									
Date	CLEC Num	CLEC Dend	CLEC Resu	CLEC Std	Qwest Num	Qwest Dend	Qwest Resu	Mod Z Scr	Parity Scr
Aug-02	13	13	100.00%	0.00%	22	22	100.00%	N/A	N/A
Sep-02	10	10	100.00%	0.00%	21	21	100.00%	N/A	N/A
Oct-02	2	2	100.00%	0.00%	10	10	100.00%	N/A	N/A
Nov-02	9	9	100.00%	0.00%	15	15	100.00%	N/A	N/A
Dec-02	11	11	100.00%	0.00%	18	19	94.74%	-0.62	-1.38
Jan-03	8	8	100.00%	0.00%	13	13	100.00%	N/A	N/A
Feb-03	6	6	100.00%	0.00%	11	11	100.00%	N/A	N/A
Mar-03	9	10	90.00%	30.00%	10	10	100.00%	N/A	-0.62
Apr-03	4	5	80.00%	40.00%	13	13	100.00%	N/A	-0.32
May-03	5	5	100.00%	0.00%	20	21	95.24%	-0.45	-1.27
Jun-03	3	3	100.00%	0.00%	9	9	100.00%	N/A	N/A
Jul-03	2	2	100.00%	0.00%	13	13	100.00%	N/A	N/A

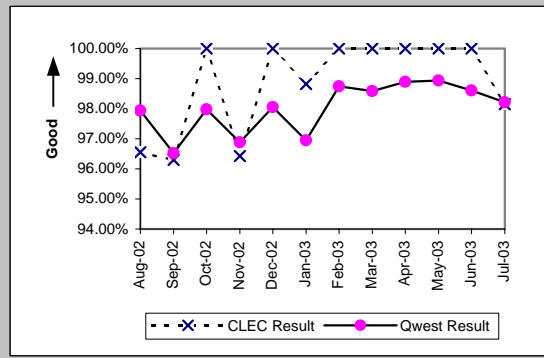


MR-4A - All Troubles Cleared within 48 Hours (Percent) - Dispatches within MSAs

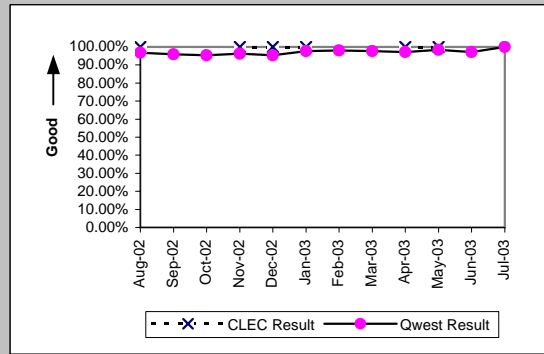
Residence (Parity)									
Date	CLEC Num	CLEC Denc	CLEC Resu	CLEC Std E	Qwest Num	Qwest Denc	Qwest Resu	Mod Z Scr	Parity Scr
Aug-02	94	94	100.00%	0.00%	11748	11965	98.19%	-1.31	-1.8
Sep-02	89	90	98.89%	10.48%	10458	10606	98.60%	-0.23	-1.14
Oct-02	83	84	98.81%	10.85%	10990	11131	98.73%	-0.06	-1.04
Nov-02	104	106	98.11%	13.61%	12439	12741	97.63%	-0.33	-1.2
Dec-02	115	118	97.46%	15.74%	13996	14235	98.32%	0.74	-0.55
Jan-03	125	126	99.21%	8.87%	14959	15258	98.04%	-0.94	-1.57
Feb-03	151	151	100.00%	0.00%	11393	11521	98.89%	-1.29	-1.79
Mar-03	171	171	100.00%	0.00%	11455	11567	99.03%	-1.28	-1.78
Apr-03	173	173	100.00%	0.00%	10085	10168	99.18%	-1.18	-1.72
May-03	159	159	100.00%	0.00%	10251	10336	99.18%	-1.14	-1.69
Jun-03	144	144	100.00%	0.00%	11012	11115	99.07%	-1.15	-1.7
Jul-03	204	204	100.00%	0.00%	11215	11322	99.05%	-1.38	-1.84



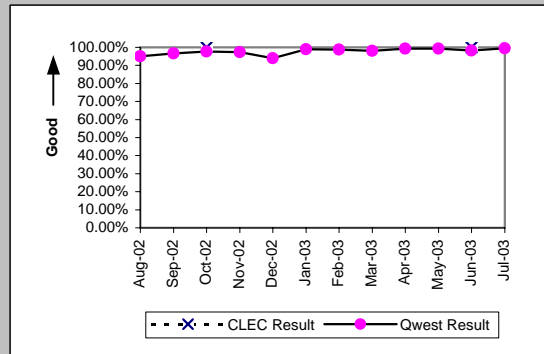
Business (Parity)									
Date	CLEC Num	CLEC Denc	CLEC Resu	CLEC Std E	Qwest Num	Qwest Denc	Qwest Resu	Mod Z Scr	Parity Scr
Aug-02	56	58	96.55%	18.25%	1373	1402	97.93%	0.72	-0.56
Sep-02	52	54	96.30%	18.89%	1278	1324	96.53%	0.16	-0.9
Oct-02	55	55	100.00%	0.00%	1404	1433	97.98%	-1.05	-1.64
Nov-02	81	84	96.43%	18.56%	1460	1507	96.88%	0.29	-0.82
Dec-02	57	57	100.00%	0.00%	1359	1386	98.05%	-1.04	-1.63
Jan-03	84	85	98.82%	10.78%	1622	1673	96.95%	-0.98	-1.6
Feb-03	57	57	100.00%	0.00%	1254	1270	98.74%	-0.83	-1.51
Mar-03	87	87	100.00%	0.00%	1251	1269	98.58%	-1.08	-1.66
Apr-03	51	51	100.00%	0.00%	1159	1172	98.89%	-0.74	-1.45
May-03	43	43	100.00%	0.00%	1120	1132	98.94%	-0.67	-1.41
Jun-03	59	59	100.00%	0.00%	1276	1294	98.61%	-0.89	-1.54
Jul-03	53	54	98.15%	13.48%	1262	1285	98.21%	0.11	-0.93



Centrex (Parity)									
Date	CLEC Num	CLEC Denc	CLEC Resu	CLEC Std E	Qwest Num	Qwest Denc	Qwest Resu	Mod Z Scr	Parity Scr
Aug-02	1	1	100.00%	0.00%	122	126	96.83%	-0.18	-1.11
Sep-02					117	122	95.90%		
Oct-02					143	150	95.33%		
Nov-02	6	6	100.00%	0.00%	102	106	96.23%	-0.47	-1.29
Dec-02	1	1	100.00%	0.00%	103	108	95.37%	-0.22	-1.13
Jan-03	2	2	100.00%	0.00%	130	133	97.74%	-0.21	-1.13
Feb-03					97	99	97.98%		
Mar-03					127	130	97.69%		
Apr-03	1	1	100.00%	0.00%	106	109	97.25%	-0.17	-1.1
May-03	3	3	100.00%	0.00%	117	119	98.32%	-0.22	-1.14
Jun-03					135	139	97.12%		
Jul-03					126	126	100.00%		



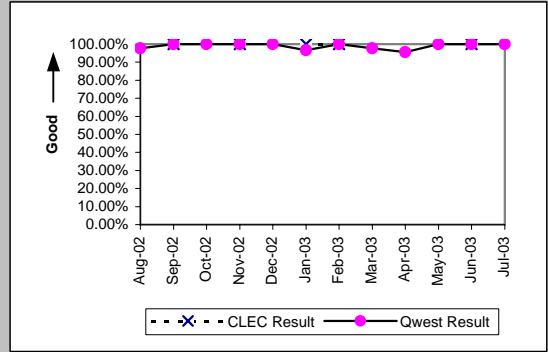
Centrex 21 (Parity)									
Date	CLEC Num	CLEC Denc	CLEC Resu	CLEC Std E	Qwest Num	Qwest Denc	Qwest Resu	Mod Z Scr	Parity Scr
Aug-02					172	181	95.03%		
Sep-02					170	176	96.59%		
Oct-02	1	1	100.00%	0.00%	204	209	97.61%	-0.16	-1.09
Nov-02					180	185	97.30%		
Dec-02					156	166	93.98%		
Jan-03					202	204	99.02%		
Feb-03					153	155	98.71%		
Mar-03					145	148	97.97%		
Apr-03					132	133	99.25%		
May-03					132	133	99.25%		
Jun-03	2	2	100.00%	0.00%	164	167	98.20%	-0.19	-1.12
Jul-03					165	166	99.40%		



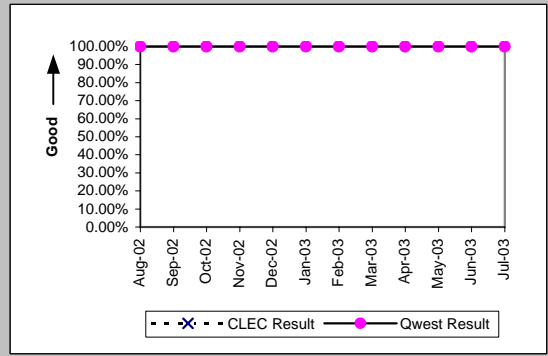


MR-4A - All Troubles Cleared within 48 Hours (Percent) - Dispatches within MSAs

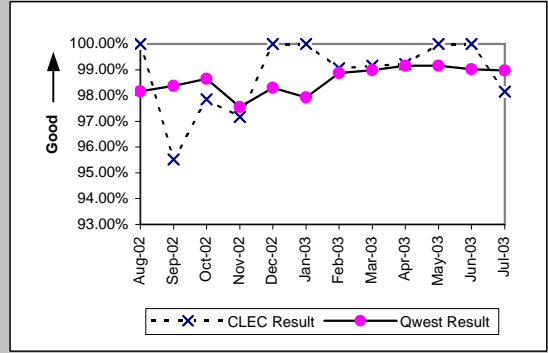
PBX (Parity)									
Date	CLEC Num	CLEC Denc	CLEC Resu	CLEC Std E	Qwest Num	Qwest Denc	Qwest Resu	Mod Z Scr	Parity Scr
Aug-02					43	44	97.73%		
Sep-02	3	3	100.00%	0.00%	32	32	100.00%	N/A	N/A
Oct-02					35	35	100.00%		
Nov-02	2	2	100.00%	0.00%	36	36	100.00%	N/A	N/A
Dec-02					36	36	100.00%		
Jan-03	1	1	100.00%	0.00%	29	30	96.67%	-0.18	-1.11
Feb-03	1	1	100.00%	0.00%	26	26	100.00%	N/A	N/A
Mar-03					43	44	97.73%		
Apr-03					22	23	95.65%		
May-03					30	30	100.00%		
Jun-03	2	2	100.00%	0.00%	34	34	100.00%	N/A	N/A
Jul-03					25	25	100.00%		



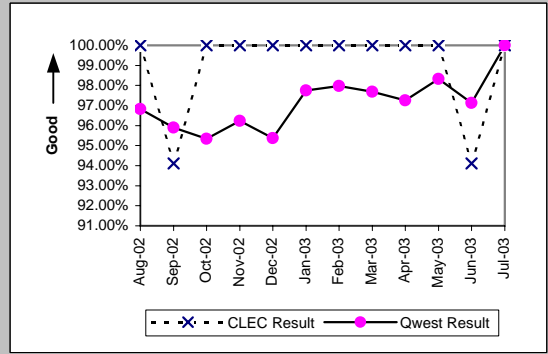
Basic Rate ISDN (Parity)									
Date	CLEC Num	CLEC Denc	CLEC Resu	CLEC Std E	Qwest Num	Qwest Denc	Qwest Resu	Mod Z Scr	Parity Scr
Aug-02					91	91	100.00%		
Sep-02					71	71	100.00%		
Oct-02					41	41	100.00%		
Nov-02					61	61	100.00%		
Dec-02					81	81	100.00%		
Jan-03					53	53	100.00%		
Feb-03					53	53	100.00%		
Mar-03					72	72	100.00%		
Apr-03					38	38	100.00%		
May-03					33	33	100.00%		
Jun-03					46	46	100.00%		
Jul-03					43	43	100.00%		



UNE - P (POTS) (Parity)									
Date	CLEC Num	CLEC Denc	CLEC Resu	CLEC Std E	Qwest Num	Qwest Denc	Qwest Resu	Mod Z Scr	Parity Scr
Aug-02	83	83	100.00%	0.00%	13121	13367	98.16%	-1.24	-1.76
Sep-02	64	67	95.52%	20.68%	11736	11930	98.37%	1.57	-0.05
Oct-02	91	93	97.85%	14.51%	12394	12564	98.65%	0.68	-0.58
Nov-02	103	106	97.17%	16.58%	13899	14248	97.55%	0.32	-0.81
Dec-02	73	73	100.00%	0.00%	15355	15621	98.30%	-1.12	-1.68
Jan-03	96	96	100.00%	0.00%	16581	16931	97.93%	-1.42	-1.86
Feb-03	105	106	99.06%	9.67%	12647	12791	98.87%	-0.18	-1.11
Mar-03	118	119	99.16%	9.13%	12706	12836	98.99%	-0.19	-1.11
Apr-03	127	128	99.22%	8.80%	11244	11340	99.15%	-0.08	-1.05
May-03	126	126	100.00%	0.00%	11371	11468	99.15%	-1.03	-1.63
Jun-03	109	109	100.00%	0.00%	12288	12409	99.02%	-1.03	-1.63
Jul-03	106	108	98.15%	13.48%	12477	12607	98.97%	0.83	-0.5

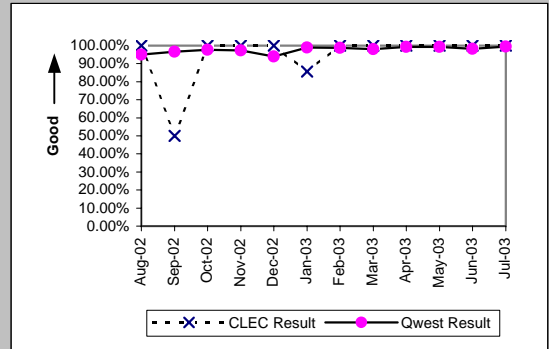


UNE P (Centrex) (Parity)									
Date	CLEC Num	CLEC Denc	CLEC Resu	CLEC Std E	Qwest Num	Qwest Denc	Qwest Resu	Mod Z Scr	Parity Scr
Aug-02	17	17	100.00%	0.00%	122	126	96.83%	-0.7	-1.43
Sep-02	16	17	94.12%	23.53%	117	122	95.90%	0.33	-0.8
Oct-02	23	23	100.00%	0.00%	143	150	95.33%	-0.99	-1.6
Nov-02	17	17	100.00%	0.00%	102	106	96.23%	-0.76	-1.46
Dec-02	27	27	100.00%	0.00%	103	108	95.37%	-1.02	-1.62
Jan-03	27	27	100.00%	0.00%	130	133	97.74%	-0.72	-1.44
Feb-03	22	22	100.00%	0.00%	97	99	97.98%	-0.61	-1.37
Mar-03	20	20	100.00%	0.00%	127	130	97.69%	-0.64	-1.39
Apr-03	16	16	100.00%	0.00%	106	109	97.25%	-0.63	-1.38
May-03	18	18	100.00%	0.00%	117	119	98.32%	-0.52	-1.31
Jun-03	16	17	94.12%	23.53%	135	139	97.12%	0.59	-0.64
Jul-03	22	22	100.00%	0.00%	126	126	100.00%	N/A	N/A

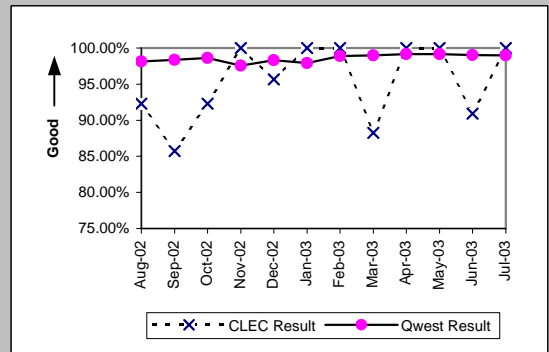


MR-4A - All Troubles Cleared within 48 Hours (Percent) - Dispatches within MSAs

UNE P (Centrex 21) (Parity)									
Date	CLEC Num	CLEC Denc	CLEC Resu	CLEC Std	Qwest Num	Qwest Denc	Qwest Resu	Mod Z Scr	Parity Scr
Aug-02	1	1	100.00%	0.00%	172	181	95.03%	-0.23	-1.14
Sep-02	1	2	50.00%	50.00%	170	176	96.59%	1.8	0.09
Oct-02	5	5	100.00%	0.00%	204	209	97.61%	-0.35	-1.21
Nov-02	8	8	100.00%	0.00%	180	185	97.30%	-0.46	-1.28
Dec-02	4	4	100.00%	0.00%	156	166	93.98%	-0.5	-1.3
Jan-03	6	7	85.71%	34.99%	202	204	99.02%	1.7	0.03
Feb-03	8	8	100.00%	0.00%	153	155	98.71%	-0.32	-1.19
Mar-03	4	4	100.00%	0.00%	145	148	97.97%	-0.28	-1.17
Apr-03	2	2	100.00%	0.00%	132	133	99.25%	-0.12	-1.07
May-03	4	4	100.00%	0.00%	132	133	99.25%	-0.17	-1.1
Jun-03	3	3	100.00%	0.00%	164	167	98.20%	-0.23	-1.14
Jul-03	3	3	100.00%	0.00%	165	166	99.40%	-0.13	-1.08

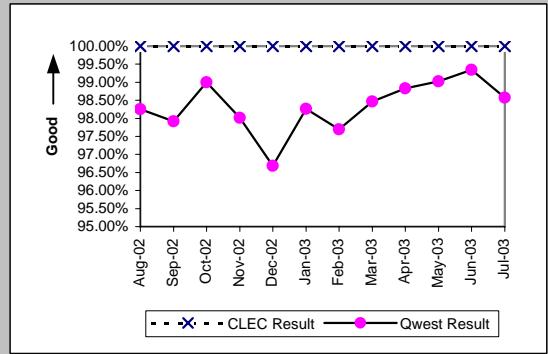


Line Sharing (Parity)									
Date	CLEC Num	CLEC Denc	CLEC Resu	CLEC Std	Qwest Num	Qwest Denc	Qwest Resu	Mod Z Scr	Parity Scr
Aug-02	12	13	92.31%	26.65%	13121	13367	98.16%	1.18	-0.28
Sep-02	6	7	85.71%	34.99%	11736	11930	98.37%	1.59	-0.04
Oct-02	12	13	92.31%	26.65%	12394	12564	98.65%	1.36	-0.17
Nov-02	27	27	100.00%	0.00%	13899	14248	97.55%	-0.82	-1.5
Dec-02	22	23	95.65%	20.39%	15355	15621	98.30%	0.87	-0.47
Jan-03	23	23	100.00%	0.00%	16581	16931	97.93%	-0.7	-1.42
Feb-03	11	11	100.00%	0.00%	12647	12791	98.87%	-0.35	-1.22
Mar-03	15	17	88.24%	32.22%	12706	12836	98.99%	2.49	0.52
Apr-03	9	9	100.00%	0.00%	11244	11340	99.15%	-0.28	-1.17
May-03	15	15	100.00%	0.00%	11371	11468	99.15%	-0.36	-1.22
Jun-03	10	11	90.91%	28.75%	12288	12409	99.02%	1.62	-0.02
Jul-03	15	15	100.00%	0.00%	12477	12607	98.97%	-0.4	-1.24

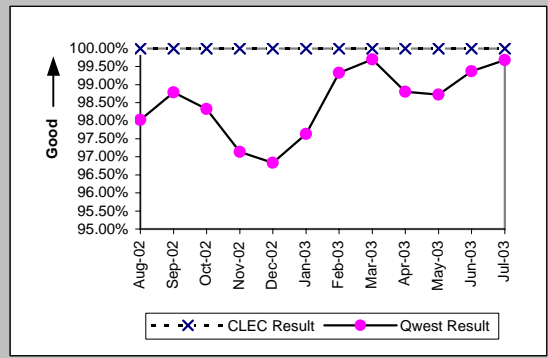


MR-4B - All Troubles Cleared within 48 Hours (Percent) - Dispatches outside MSAs

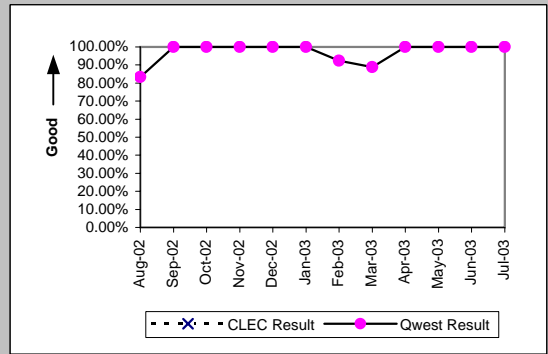
Residence (Parity)									
Date	CLEC Num	CLEC Denc	CLEC Resu	CLEC Std E	Qwest Num	Qwest Denc	Qwest Resu	Mod Z Scr	Parity Scr
Aug-02	18	18	100.00%	0.00%	2422	2465	98.26%	-0.56	-1.34
Sep-02	11	11	100.00%	0.00%	2394	2445	97.91%	-0.48	-1.29
Oct-02	11	11	100.00%	0.00%	2283	2306	99.00%	-0.33	-1.2
Nov-02	15	15	100.00%	0.00%	2519	2570	98.02%	-0.55	-1.33
Dec-02	11	11	100.00%	0.00%	3118	3225	96.68%	-0.61	-1.37
Jan-03	32	32	100.00%	0.00%	3160	3216	98.26%	-0.75	-1.46
Feb-03	25	25	100.00%	0.00%	2414	2471	97.69%	-0.76	-1.46
Mar-03	25	25	100.00%	0.00%	2704	2746	98.47%	-0.62	-1.38
Apr-03	27	27	100.00%	0.00%	2531	2561	98.83%	-0.56	-1.34
May-03	25	25	100.00%	0.00%	2429	2453	99.02%	-0.49	-1.3
Jun-03	15	15	100.00%	0.00%	2434	2450	99.35%	-0.31	-1.19
Jul-03	16	16	100.00%	0.00%	2760	2800	98.57%	-0.48	-1.29



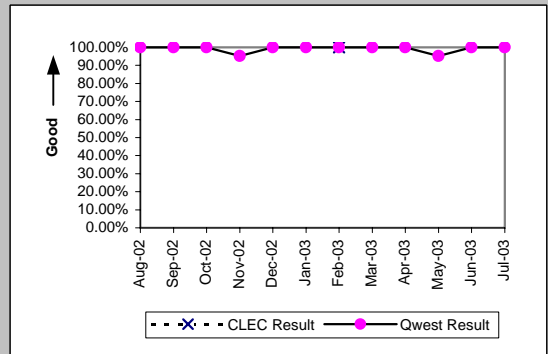
Business (Parity)									
Date	CLEC Num	CLEC Denc	CLEC Resu	CLEC Std E	Qwest Num	Qwest Denc	Qwest Resu	Mod Z Scr	Parity Scr
Aug-02	18	18	100.00%	0.00%	297	303	98.02%	-0.59	-1.36
Sep-02	11	11	100.00%	0.00%	326	330	98.79%	-0.36	-1.22
Oct-02	13	13	100.00%	0.00%	352	358	98.32%	-0.46	-1.28
Nov-02	14	14	100.00%	0.00%	271	279	97.13%	-0.63	-1.38
Dec-02	15	15	100.00%	0.00%	367	379	96.83%	-0.69	-1.42
Jan-03	14	14	100.00%	0.00%	413	423	97.64%	-0.57	-1.35
Feb-03	18	18	100.00%	0.00%	296	298	99.33%	-0.34	-1.21
Mar-03	17	17	100.00%	0.00%	332	333	99.70%	-0.22	-1.13
Apr-03	8	8	100.00%	0.00%	330	334	98.80%	-0.31	-1.19
May-03	17	17	100.00%	0.00%	310	314	98.73%	-0.46	-1.28
Jun-03	23	23	100.00%	0.00%	316	318	99.37%	-0.37	-1.22
Jul-03	17	17	100.00%	0.00%	311	312	99.68%	-0.23	-1.14



Centrex (Parity)									
Date	CLEC Num	CLEC Denc	CLEC Resu	CLEC Std E	Qwest Num	Qwest Denc	Qwest Resu	Mod Z Scr	Parity Scr
Aug-02					10	12	83.33%		
Sep-02					11	11	100.00%		
Oct-02					20	20	100.00%		
Nov-02					7	7	100.00%		
Dec-02					16	16	100.00%		
Jan-03					17	17	100.00%		
Feb-03					12	13	92.31%		
Mar-03					8	9	88.89%		
Apr-03					15	15	100.00%		
May-03					6	6	100.00%		
Jun-03					20	20	100.00%		
Jul-03					9	9	100.00%		

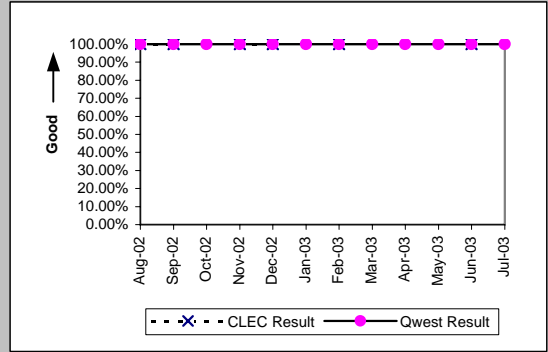


Centrex 21 (Parity)									
Date	CLEC Num	CLEC Denc	CLEC Resu	CLEC Std E	Qwest Num	Qwest Denc	Qwest Resu	Mod Z Scr	Parity Scr
Aug-02					11	11	100.00%		
Sep-02					24	24	100.00%		
Oct-02					14	14	100.00%		
Nov-02					20	21	95.24%		
Dec-02					15	15	100.00%		
Jan-03					19	19	100.00%		
Feb-03	1	1	100.00%	0.00%	15	15	100.00%	N/A	N/A
Mar-03					15	15	100.00%		
Apr-03					12	12	100.00%		
May-03					20	21	95.24%		
Jun-03					25	25	100.00%		
Jul-03					19	19	100.00%		

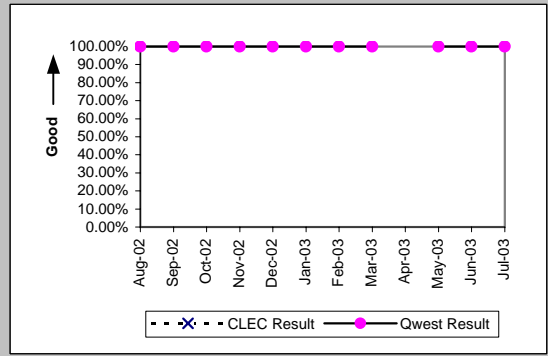


MR-4B - All Troubles Cleared within 48 Hours (Percent) - Dispatches outside MSAs

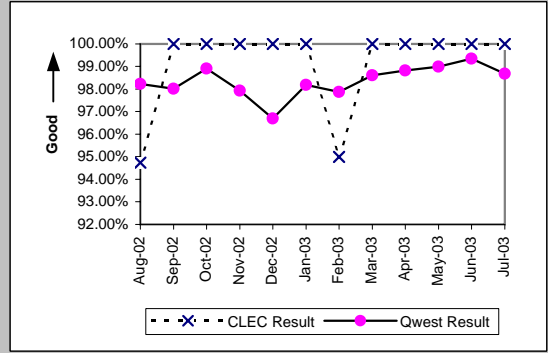
PBX (Parity)									
Date	CLEC Num	CLEC Denc	CLEC Resu	CLEC Std E	Qwest Num	Qwest Denc	Qwest Resu	Mod Z Scr	Parity Scr
Aug-02	2	2	100.00%	0.00%	7	7	100.00%	N/A	N/A
Sep-02	2	2	100.00%	0.00%	7	7	100.00%	N/A	N/A
Oct-02					4	4	100.00%		
Nov-02	1	1	100.00%	0.00%	6	6	100.00%	N/A	N/A
Dec-02	1	1	100.00%	0.00%	6	6	100.00%	N/A	N/A
Jan-03					5	5	100.00%		
Feb-03	1	1	100.00%	0.00%	10	10	100.00%	N/A	N/A
Mar-03					15	15	100.00%		
Apr-03					5	5	100.00%		
May-03					23	23	100.00%		
Jun-03	2	2	100.00%	0.00%	4	4	100.00%	N/A	N/A
Jul-03					3	3	100.00%		



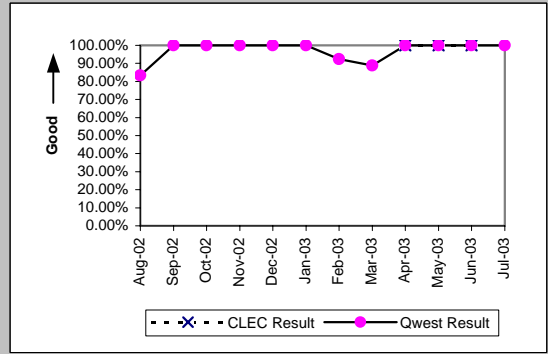
Basic Rate ISDN (Parity)									
Date	CLEC Num	CLEC Denc	CLEC Resu	CLEC Std E	Qwest Num	Qwest Denc	Qwest Resu	Mod Z Scr	Parity Scr
Aug-02					6	6	100.00%		
Sep-02					10	10	100.00%		
Oct-02					1	1	100.00%		
Nov-02					4	4	100.00%		
Dec-02					9	9	100.00%		
Jan-03					2	2	100.00%		
Feb-03					4	4	100.00%		
Mar-03					4	4	100.00%		
Apr-03									
May-03					7	7	100.00%		
Jun-03					1	1	100.00%		
Jul-03					5	5	100.00%		



UNE - P (POTS) (Parity)									
Date	CLEC Num	CLEC Denc	CLEC Resu	CLEC Std E	Qwest Num	Qwest Denc	Qwest Resu	Mod Z Scr	Parity Scr
Aug-02	18	19	94.74%	22.33%	2719	2768	98.23%	0.96	-0.42
Sep-02	19	19	100.00%	0.00%	2720	2775	98.02%	-0.62	-1.38
Oct-02	16	16	100.00%	0.00%	2635	2664	98.91%	-0.42	-1.25
Nov-02	19	19	100.00%	0.00%	2790	2849	97.93%	-0.63	-1.38
Dec-02	20	20	100.00%	0.00%	3485	3604	96.70%	-0.82	-1.5
Jan-03	30	30	100.00%	0.00%	3573	3639	98.19%	-0.74	-1.45
Feb-03	19	20	95.00%	21.79%	2710	2769	97.87%	0.8	-0.51
Mar-03	21	21	100.00%	0.00%	3036	3079	98.60%	-0.54	-1.33
Apr-03	27	27	100.00%	0.00%	2861	2895	98.83%	-0.56	-1.34
May-03	29	29	100.00%	0.00%	2739	2767	98.99%	-0.54	-1.33
Jun-03	18	18	100.00%	0.00%	2750	2768	99.35%	-0.34	-1.21
Jul-03	28	28	100.00%	0.00%	3071	3112	98.68%	-0.61	-1.37

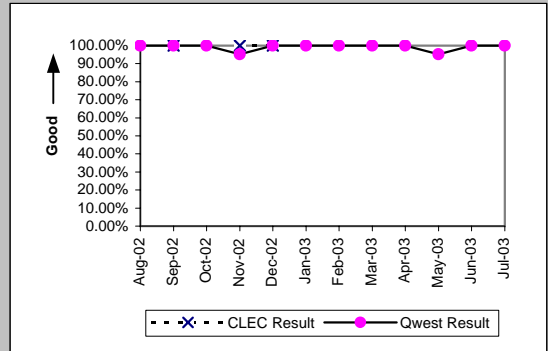


UNE P (Centrex) (Parity)									
Date	CLEC Num	CLEC Denc	CLEC Resu	CLEC Std E	Qwest Num	Qwest Denc	Qwest Resu	Mod Z Scr	Parity Scr
Aug-02					10	12	83.33%		
Sep-02					11	11	100.00%		
Oct-02					20	20	100.00%		
Nov-02					7	7	100.00%		
Dec-02					16	16	100.00%		
Jan-03					17	17	100.00%		
Feb-03					12	13	92.31%		
Mar-03					8	9	88.89%		
Apr-03	5	5	100.00%	0.00%	15	15	100.00%	N/A	N/A
May-03	1	1	100.00%	0.00%	6	6	100.00%	N/A	N/A
Jun-03	1	1	100.00%	0.00%	20	20	100.00%	N/A	N/A
Jul-03					9	9	100.00%		

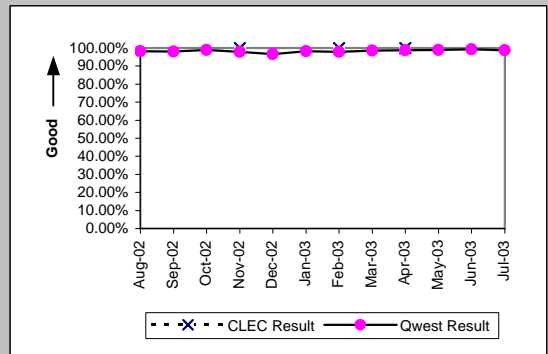


MR-4B - All Troubles Cleared within 48 Hours (Percent) - Dispatches outside MSAs

UNE P (Centrex 21) (Parity)									
Date	CLEC Num	CLEC Denc	CLEC Resu	CLEC Std	Qwest Num	Qwest Denc	Qwest Resu	Mod Z Scr	Parity Scr
Aug-02					11	11	100.00%		
Sep-02	1	1	100.00%	0.00%	24	24	100.00%	N/A	N/A
Oct-02					14	14	100.00%		
Nov-02	2	2	100.00%	0.00%	20	21	95.24%	-0.3	-1.18
Dec-02	1	1	100.00%	0.00%	15	15	100.00%	N/A	N/A
Jan-03					19	19	100.00%		
Feb-03					15	15	100.00%		
Mar-03					15	15	100.00%		
Apr-03					12	12	100.00%		
May-03					20	21	95.24%		
Jun-03					25	25	100.00%		
Jul-03					19	19	100.00%		

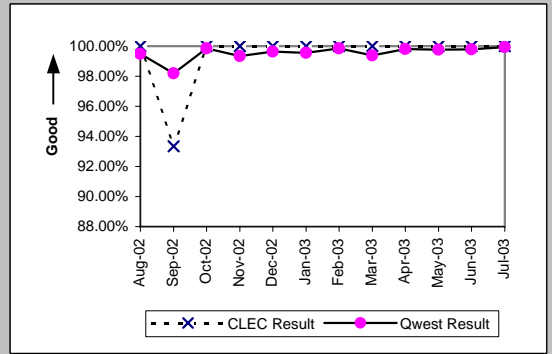


Line Sharing (Parity)									
Date	CLEC Num	CLEC Denc	CLEC Resu	CLEC Std	Qwest Num	Qwest Denc	Qwest Resu	Mod Z Scr	Parity Scr
Aug-02					2719	2768	98.23%		
Sep-02					2720	2775	98.02%		
Oct-02					2635	2664	98.91%		
Nov-02	2	2	100.00%	0.00%	2790	2849	97.93%	-0.21	-1.12
Dec-02					3485	3604	96.70%		
Jan-03					3573	3639	98.19%		
Feb-03	3	3	100.00%	0.00%	2710	2769	97.87%	-0.26	-1.16
Mar-03					3036	3079	98.60%		
Apr-03	1	1	100.00%	0.00%	2861	2895	98.83%	-0.11	-1.07
May-03					2739	2767	98.99%		
Jun-03					2750	2768	99.35%		
Jul-03					3071	3112	98.68%		

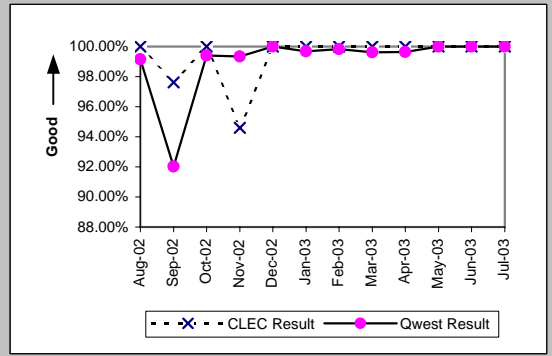


MR-4C - All Troubles Cleared within 48 Hours (Percent) - No dispatches

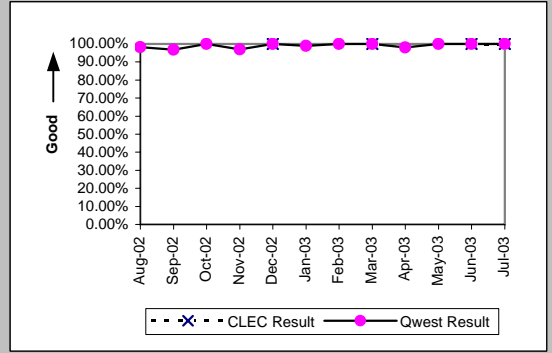
Residence (Parity)									
Date	CLEC Num	CLEC Denc	CLEC Resu	CLEC Std E	Qwest Num	Qwest Denc	Qwest Resu	Mod Z Scr	Parity Scr
Aug-02	35	35	100.00%	0.00%	4449	4472	99.49%	-0.42	-1.26
Sep-02	28	30	93.33%	24.94%	3863	3934	98.20%	1.57	-0.04
Oct-02	32	32	100.00%	0.00%	4059	4065	99.85%	-0.22	-1.13
Nov-02	22	22	100.00%	0.00%	3614	3638	99.34%	-0.38	-1.23
Dec-02	25	25	100.00%	0.00%	3347	3359	99.64%	-0.3	-1.18
Jan-03	29	29	100.00%	0.00%	3508	3524	99.55%	-0.36	-1.22
Feb-03	31	31	100.00%	0.00%	3235	3240	99.85%	-0.22	-1.13
Mar-03	64	64	100.00%	0.00%	3334	3355	99.37%	-0.63	-1.38
Apr-03	63	63	100.00%	0.00%	3045	3051	99.80%	-0.35	-1.21
May-03	68	68	100.00%	0.00%	2899	2906	99.76%	-0.4	-1.24
Jun-03	49	49	100.00%	0.00%	2909	2915	99.79%	-0.32	-1.19
Jul-03	95	95	100.00%	0.00%	3297	3299	99.94%	-0.24	-1.14



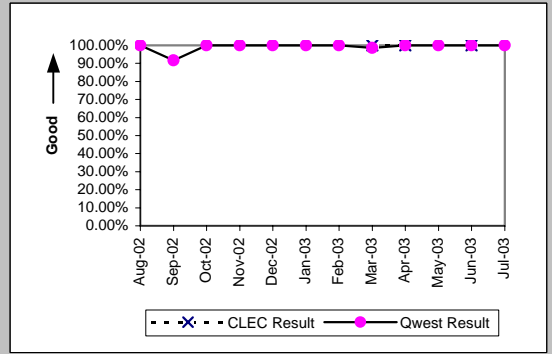
Business (Parity)									
Date	CLEC Num	CLEC Denc	CLEC Resu	CLEC Std E	Qwest Num	Qwest Denc	Qwest Resu	Mod Z Scr	Parity Scr
Aug-02	51	51	100.00%	0.00%	699	705	99.15%	-0.64	-1.39
Sep-02	41	42	97.62%	15.25%	739	803	92.03%	-1.3	-1.79
Oct-02	37	37	100.00%	0.00%	661	665	99.40%	-0.46	-1.28
Nov-02	35	37	94.59%	22.61%	608	612	99.35%	2.09	0.27
Dec-02	35	35	100.00%	0.00%	527	527	100.00%	N/A	N/A
Jan-03	32	32	100.00%	0.00%	615	617	99.68%	-0.31	-1.19
Feb-03	36	36	100.00%	0.00%	614	615	99.84%	-0.24	-1.14
Mar-03	33	33	100.00%	0.00%	521	523	99.62%	-0.35	-1.21
Apr-03	39	39	100.00%	0.00%	562	564	99.65%	-0.36	-1.22
May-03	31	31	100.00%	0.00%	525	525	100.00%	N/A	N/A
Jun-03	36	36	100.00%	0.00%	508	508	100.00%	N/A	N/A
Jul-03	41	41	100.00%	0.00%	548	548	100.00%	N/A	N/A



Centrex (Parity)									
Date	CLEC Num	CLEC Denc	CLEC Resu	CLEC Std E	Qwest Num	Qwest Denc	Qwest Resu	Mod Z Scr	Parity Scr
Aug-02					114	116	98.28%		
Sep-02					124	128	96.88%		
Oct-02					92	92	100.00%		
Nov-02					97	100	97.00%		
Dec-02	1	1	100.00%	0.00%	90	90	100.00%	N/A	N/A
Jan-03					100	101	99.01%		
Feb-03					105	105	100.00%		
Mar-03	1	1	100.00%	0.00%	76	76	100.00%	N/A	N/A
Apr-03					99	101	98.02%		
May-03					74	74	100.00%		
Jun-03	2	2	100.00%	0.00%	75	75	100.00%	N/A	N/A
Jul-03	4	4	100.00%	0.00%	88	88	100.00%	N/A	N/A

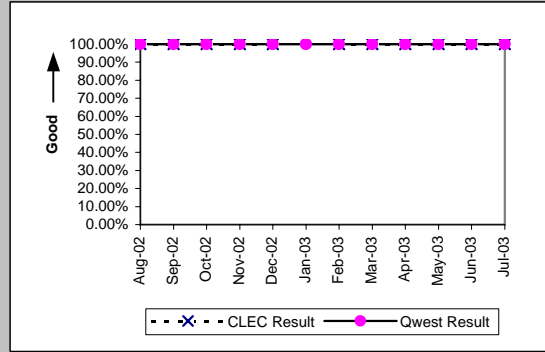


Centrex 21 (Parity)									
Date	CLEC Num	CLEC Denc	CLEC Resu	CLEC Std E	Qwest Num	Qwest Denc	Qwest Resu	Mod Z Scr	Parity Scr
Aug-02					128	128	100.00%		
Sep-02					132	144	91.67%		
Oct-02					96	96	100.00%		
Nov-02					82	82	100.00%		
Dec-02					68	68	100.00%		
Jan-03					87	87	100.00%		
Feb-03					92	92	100.00%		
Mar-03	2	2	100.00%	0.00%	71	72	98.61%	-0.17	-1.1
Apr-03	3	3	100.00%	0.00%	95	95	100.00%	N/A	N/A
May-03					97	97	100.00%		
Jun-03	1	1	100.00%	0.00%	95	95	100.00%	N/A	N/A
Jul-03					93	93	100.00%		

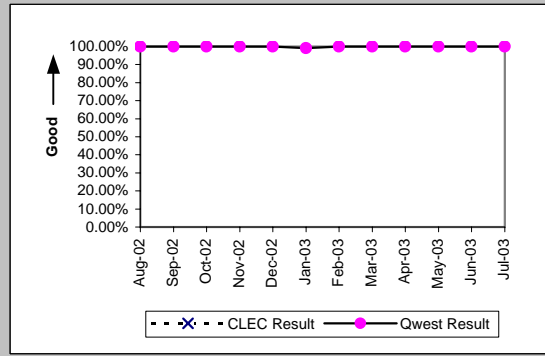


MR-4C - All Troubles Cleared within 48 Hours (Percent) - No dispatches

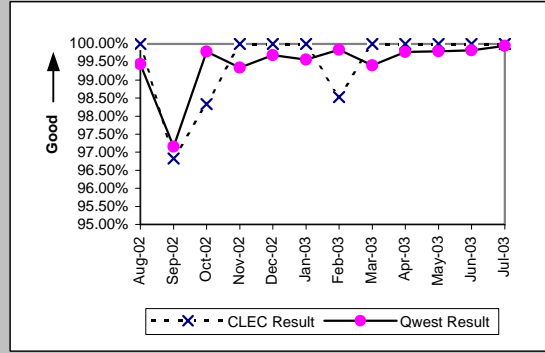
PBX (Parity)									
Date	CLEC Num	CLEC Denc	CLEC Resu	CLEC Std E	Qwest Num	Qwest Denc	Qwest Resu	Mod Z Scr	Parity Scr
Aug-02	2	2	100.00%	0.00%	112	112	100.00%	N/A	N/A
Sep-02	4	4	100.00%	0.00%	108	108	100.00%	N/A	N/A
Oct-02	3	3	100.00%	0.00%	60	60	100.00%	N/A	N/A
Nov-02	3	3	100.00%	0.00%	81	81	100.00%	N/A	N/A
Dec-02	1	1	100.00%	0.00%	88	88	100.00%	N/A	N/A
Jan-03					74	74	100.00%		
Feb-03	1	1	100.00%	0.00%	68	68	100.00%	N/A	N/A
Mar-03	2	2	100.00%	0.00%	79	79	100.00%	N/A	N/A
Apr-03	2	2	100.00%	0.00%	60	60	100.00%	N/A	N/A
May-03	2	2	100.00%	0.00%	65	65	100.00%	N/A	N/A
Jun-03	4	4	100.00%	0.00%	54	54	100.00%	N/A	N/A
Jul-03	2	2	100.00%	0.00%	55	55	100.00%	N/A	N/A



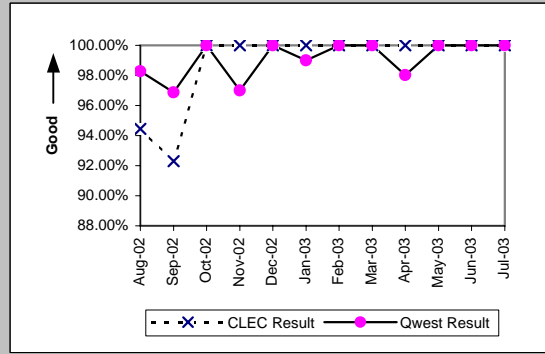
Basic Rate ISDN (Parity)									
Date	CLEC Num	CLEC Denc	CLEC Resu	CLEC Std E	Qwest Num	Qwest Denc	Qwest Resu	Mod Z Scr	Parity Scr
Aug-02					127	127	100.00%		
Sep-02					99	99	100.00%		
Oct-02					82	82	100.00%		
Nov-02					101	101	100.00%		
Dec-02					112	112	100.00%		
Jan-03					121	122	99.18%		
Feb-03					143	143	100.00%		
Mar-03					142	142	100.00%		
Apr-03					120	120	100.00%		
May-03					102	102	100.00%		
Jun-03					99	99	100.00%		
Jul-03					85	85	100.00%		



UNE - P (POTS) (Parity)									
Date	CLEC Num	CLEC Denc	CLEC Resu	CLEC Std E	Qwest Num	Qwest Denc	Qwest Resu	Mod Z Scr	Parity Scr
Aug-02	77	77	100.00%	0.00%	5148	5177	99.44%	-0.65	-1.4
Sep-02	61	63	96.83%	17.53%	4602	4737	97.15%	0.23	-0.86
Oct-02	59	60	98.33%	12.80%	4720	4730	99.79%	1.51	-0.08
Nov-02	66	66	100.00%	0.00%	4222	4250	99.34%	-0.66	-1.4
Dec-02	50	50	100.00%	0.00%	3874	3886	99.69%	-0.39	-1.24
Jan-03	61	61	100.00%	0.00%	4123	4141	99.57%	-0.51	-1.31
Feb-03	67	68	98.53%	12.04%	3849	3855	99.84%	1.58	-0.04
Mar-03	49	49	100.00%	0.00%	3855	3878	99.41%	-0.54	-1.33
Apr-03	48	48	100.00%	0.00%	3607	3615	99.78%	-0.32	-1.2
May-03	78	78	100.00%	0.00%	3424	3431	99.80%	-0.39	-1.24
Jun-03	48	48	100.00%	0.00%	3417	3423	99.82%	-0.29	-1.18
Jul-03	61	61	100.00%	0.00%	3845	3847	99.95%	-0.18	-1.11

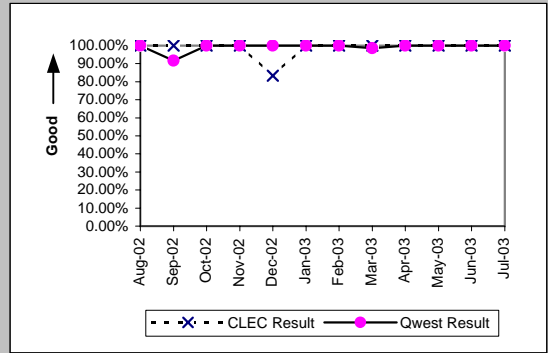


UNE P (Centrex) (Parity)									
Date	CLEC Num	CLEC Denc	CLEC Resu	CLEC Std E	Qwest Num	Qwest Denc	Qwest Resu	Mod Z Scr	Parity Scr
Aug-02	17	18	94.44%	22.91%	114	116	98.28%	0.83	-0.49
Sep-02	12	13	92.31%	26.65%	124	128	96.88%	0.73	-0.55
Oct-02	12	12	100.00%	0.00%	92	92	100.00%	N/A	N/A
Nov-02	8	8	100.00%	0.00%	97	100	97.00%	-0.48	-1.29
Dec-02	7	7	100.00%	0.00%	90	90	100.00%	N/A	N/A
Jan-03	13	13	100.00%	0.00%	100	101	99.01%	-0.34	-1.21
Feb-03	9	9	100.00%	0.00%	105	105	100.00%	N/A	N/A
Mar-03	8	8	100.00%	0.00%	76	76	100.00%	N/A	N/A
Apr-03	12	12	100.00%	0.00%	99	101	98.02%	-0.47	-1.28
May-03	11	11	100.00%	0.00%	74	74	100.00%	N/A	N/A
Jun-03	6	6	100.00%	0.00%	75	75	100.00%	N/A	N/A
Jul-03	4	4	100.00%	0.00%	88	88	100.00%	N/A	N/A

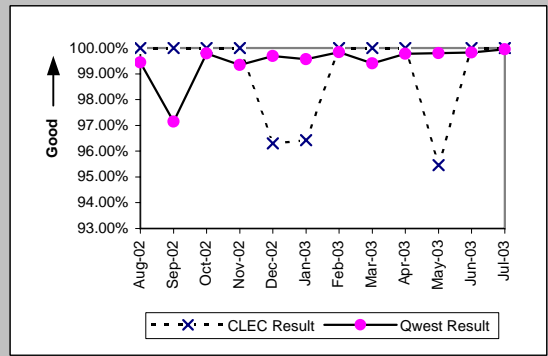


MR-4C - All Troubles Cleared within 48 Hours (Percent) - No dispatches

UNE P (Centrex 21) (Parity)										
Date	CLEC Num	CLEC Denc	CLEC Resu	CLEC Std	Qwest Num	Qwest Denc	Qwest Resu	Mod Z Scr	Parity Scr	
Aug-02	4	4	100.00%	0.00%	128	128	100.00%	N/A	N/A	N/A
Sep-02	9	9	100.00%	0.00%	132	144	91.67%	-0.88	-1.53	
Oct-02	5	5	100.00%	0.00%	96	96	100.00%	N/A	N/A	
Nov-02	5	5	100.00%	0.00%	82	82	100.00%	N/A	N/A	
Dec-02	5	6	83.33%	37.27%	68	68	100.00%	N/A	0.12	
Jan-03	4	4	100.00%	0.00%	87	87	100.00%	N/A	N/A	
Feb-03	9	9	100.00%	0.00%	92	92	100.00%	N/A	N/A	
Mar-03	9	9	100.00%	0.00%	71	72	98.61%	-0.34	-1.2	
Apr-03	3	3	100.00%	0.00%	95	95	100.00%	N/A	N/A	
May-03	8	8	100.00%	0.00%	97	97	100.00%	N/A	N/A	
Jun-03	5	5	100.00%	0.00%	95	95	100.00%	N/A	N/A	
Jul-03	7	7	100.00%	0.00%	93	93	100.00%	N/A	N/A	



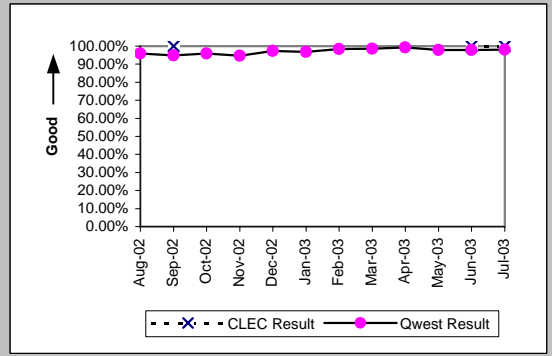
Line Sharing (Parity)										
Date	CLEC Num	CLEC Denc	CLEC Resu	CLEC Std	Qwest Num	Qwest Denc	Qwest Resu	Mod Z Scr	Parity Scr	
Aug-02	10	10	100.00%	0.00%	5148	5177	99.44%	-0.24	-1.14	
Sep-02	8	8	100.00%	0.00%	4602	4737	97.15%	-0.48	-1.29	
Oct-02	28	28	100.00%	0.00%	4720	4730	99.79%	-0.24	-1.15	
Nov-02	27	27	100.00%	0.00%	4222	4250	99.34%	-0.42	-1.26	
Dec-02	26	27	96.30%	18.89%	3874	3886	99.69%	1.72	0.05	
Jan-03	27	28	96.43%	18.56%	4123	4141	99.57%	1.54	-0.06	
Feb-03	24	24	100.00%	0.00%	3849	3855	99.84%	-0.19	-1.12	
Mar-03	20	20	100.00%	0.00%	3855	3878	99.41%	-0.34	-1.21	
Apr-03	16	16	100.00%	0.00%	3607	3615	99.78%	-0.19	-1.11	
May-03	21	22	95.45%	20.83%	3424	3431	99.80%	1.99	0.21	
Jun-03	10	10	100.00%	0.00%	3417	3423	99.82%	-0.13	-1.08	
Jul-03	20	20	100.00%	0.00%	3845	3847	99.95%	-0.1	-1.06	



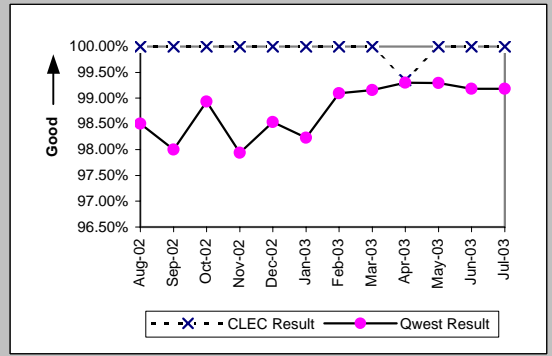


MR-4D - All Troubles Cleared within 48 Hours (Percent) - Interval Zone One

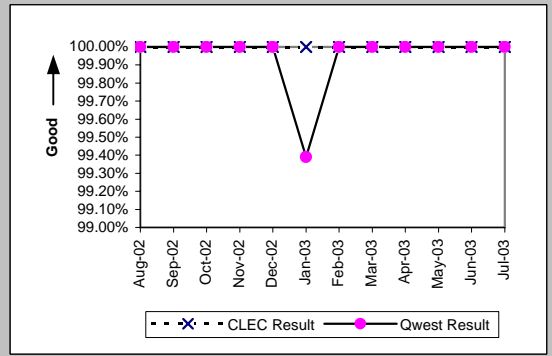
Qwest DSL (Parity)									
Date	CLEC Num	CLEC Denc	CLEC Resu	CLEC Std E	Qwest Num	Qwest Denc	Qwest Resu	Mod Z Scr	Parity Scr
Aug-02					716	747	95.85%		
Sep-02	2	2	100.00%	0.00%	477	503	94.83%	-0.33	-1.2
Oct-02					348	363	95.87%		
Nov-02					373	394	94.67%		
Dec-02					378	388	97.42%		
Jan-03					417	431	96.75%		
Feb-03					354	360	98.33%		
Mar-03					340	345	98.55%		
Apr-03					423	426	99.30%		
May-03					315	322	97.83%		
Jun-03	5	5	100.00%	0.00%	1493	1525	97.90%	-0.33	-1.2
Jul-03	2	2	100.00%	0.00%	1693	1727	98.03%	-0.2	-1.12



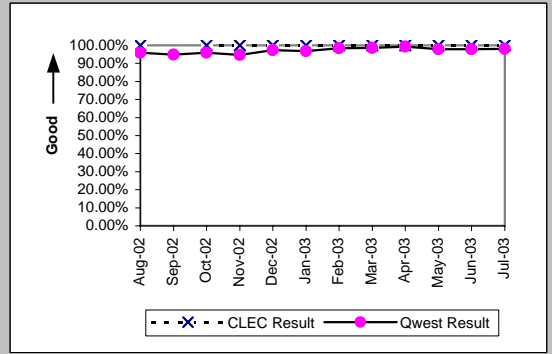
Unbundled Loop Analog (Parity)									
Date	CLEC Num	CLEC Denc	CLEC Resu	CLEC Std E	Qwest Num	Qwest Denc	Qwest Resu	Mod Z Scr	Parity Scr
Aug-02	241	241	100.00%	0.00%	17637	17905	98.50%	-1.9	-2.16
Sep-02	212	212	100.00%	0.00%	15764	16085	98.00%	-2.06	-2.25
Oct-02	150	150	100.00%	0.00%	16532	16710	98.93%	-1.27	-1.77
Nov-02	244	244	100.00%	0.00%	17602	17972	97.94%	-2.25	-2.37
Dec-02	181	181	100.00%	0.00%	18654	18931	98.54%	-1.63	-1.99
Jan-03	246	246	100.00%	0.00%	20197	20560	98.23%	-2.09	-2.27
Feb-03	196	196	100.00%	0.00%	16003	16149	99.10%	-1.33	-1.81
Mar-03	215	215	100.00%	0.00%	16048	16185	99.15%	-1.35	-1.82
Apr-03	153	154	99.35%	8.03%	14244	14345	99.30%	-0.08	-1.05
May-03	198	198	100.00%	0.00%	14302	14404	99.29%	-1.18	-1.72
Jun-03	210	210	100.00%	0.00%	15251	15377	99.18%	-1.31	-1.8
Jul-03	243	243	100.00%	0.00%	15819	15950	99.18%	-1.41	-1.86



Unbundled Loop - 2 Wire Non-Loaded (Parity)									
Date	CLEC Num	CLEC Denc	CLEC Resu	CLEC Std E	Qwest Num	Qwest Denc	Qwest Resu	Mod Z Scr	Parity Scr
Aug-02	30	30	100.00%	0.00%	202	202	100.00%	N/A	N/A
Sep-02	16	16	100.00%	0.00%	159	159	100.00%	N/A	N/A
Oct-02	19	19	100.00%	0.00%	114	114	100.00%	N/A	N/A
Nov-02	28	28	100.00%	0.00%	151	151	100.00%	N/A	N/A
Dec-02	14	14	100.00%	0.00%	183	183	100.00%	N/A	N/A
Jan-03	26	26	100.00%	0.00%	163	164	99.39%	-0.37	-1.23
Feb-03	16	16	100.00%	0.00%	189	189	100.00%	N/A	N/A
Mar-03	14	14	100.00%	0.00%	208	208	100.00%	N/A	N/A
Apr-03	21	21	100.00%	0.00%	145	145	100.00%	N/A	N/A
May-03	26	26	100.00%	0.00%	121	121	100.00%	N/A	N/A
Jun-03	33	33	100.00%	0.00%	137	137	100.00%	N/A	N/A
Jul-03	28	28	100.00%	0.00%	120	120	100.00%	N/A	N/A

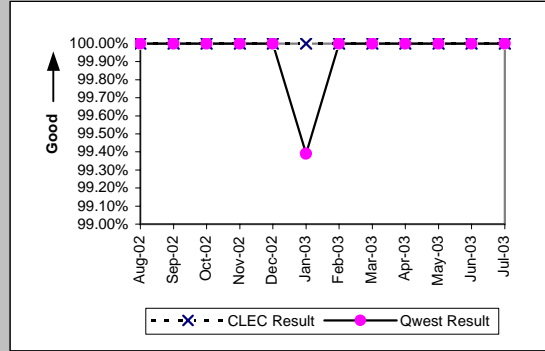


Unbundled Loop - ADSL Qualified (Parity)									
Date	CLEC Num	CLEC Denc	CLEC Resu	CLEC Std E	Qwest Num	Qwest Denc	Qwest Resu	Mod Z Scr	Parity Scr
Aug-02	2	2	100.00%	0.00%	716	747	95.85%	-0.29	-1.18
Sep-02					477	503	94.83%		
Oct-02	2	2	100.00%	0.00%	348	363	95.87%	-0.29	-1.18
Nov-02	1	1	100.00%	0.00%	373	394	94.67%	-0.24	-1.14
Dec-02	2	2	100.00%	0.00%	378	388	97.42%	-0.23	-1.14
Jan-03	3	3	100.00%	0.00%	417	431	96.75%	-0.32	-1.19
Feb-03	2	2	100.00%	0.00%	354	360	98.33%	-0.18	-1.11
Mar-03	1	1	100.00%	0.00%	340	345	98.55%	-0.12	-1.07
Apr-03	1	1	100.00%	0.00%	423	426	99.30%	-0.08	-1.05
May-03	4	4	100.00%	0.00%	315	322	97.83%	-0.3	-1.18
Jun-03	3	3	100.00%	0.00%	1493	1525	97.90%	-0.25	-1.15
Jul-03	5	5	100.00%	0.00%	1693	1727	98.03%	-0.32	-1.19



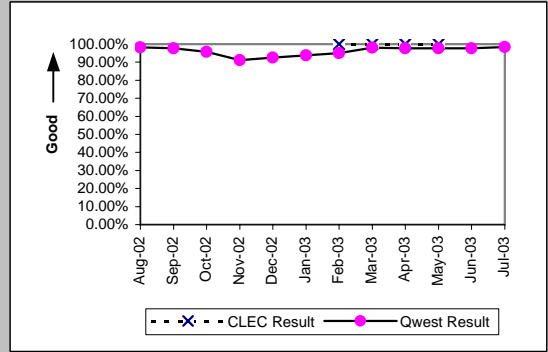
MR-4D - All Troubles Cleared within 48 Hours (Percent) - Interval Zone One

Unbundled Loop ISDN Capable (Parity)									
Date	CLEC Num	CLEC Dend	CLEC Resu	CLEC Std	Qwest Num	Qwest Dend	Qwest Resu	Mod Z Scr	Parity Scr
Aug-02	29	29	100.00%	0.00%	202	202	100.00%	N/A	N/A
Sep-02	16	16	100.00%	0.00%	159	159	100.00%	N/A	N/A
Oct-02	32	32	100.00%	0.00%	114	114	100.00%	N/A	N/A
Nov-02	24	24	100.00%	0.00%	151	151	100.00%	N/A	N/A
Dec-02	31	31	100.00%	0.00%	183	183	100.00%	N/A	N/A
Jan-03	39	39	100.00%	0.00%	163	164	99.39%	-0.44	-1.27
Feb-03	31	31	100.00%	0.00%	189	189	100.00%	N/A	N/A
Mar-03	23	23	100.00%	0.00%	208	208	100.00%	N/A	N/A
Apr-03	28	28	100.00%	0.00%	145	145	100.00%	N/A	N/A
May-03	25	25	100.00%	0.00%	121	121	100.00%	N/A	N/A
Jun-03	37	37	100.00%	0.00%	137	137	100.00%	N/A	N/A
Jul-03	21	21	100.00%	0.00%	120	120	100.00%	N/A	N/A

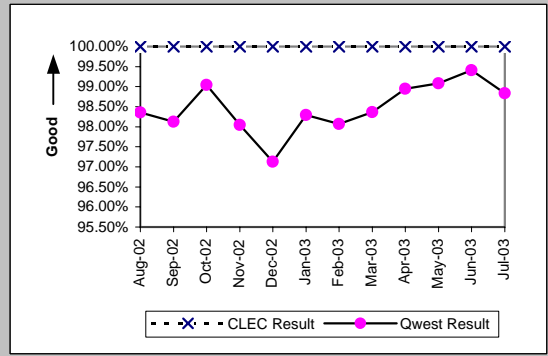


MR-4E - All Troubles Cleared within 48 Hours (Percent) - Interval Zone Two

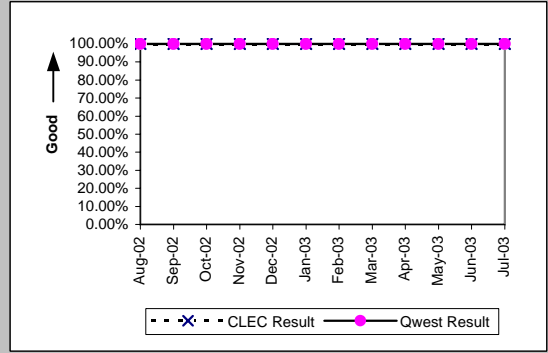
Qwest DSL (Parity)									
Date	CLEC Num	CLEC Denc	CLEC Resu	CLEC Std E	Qwest Num	Qwest Denc	Qwest Resu	Mod Z Scr	Parity Scr
Aug-02					55	56	98.21%		
Sep-02					43	44	97.73%		
Oct-02					23	24	95.83%		
Nov-02					31	34	91.18%		
Dec-02					37	40	92.50%		
Jan-03					46	49	93.88%		
Feb-03	1	1	100.00%	0.00%	1581	1663	95.07%	-0.23	-1.14
Mar-03	7	7	100.00%	0.00%	1624	1656	98.07%	-0.37	-1.23
Apr-03	8	8	100.00%	0.00%	1785	1828	97.65%	-0.44	-1.27
May-03	3	3	100.00%	0.00%	1751	1791	97.77%	-0.26	-1.16
Jun-03					254	260	97.69%		
Jul-03					304	309	98.38%		



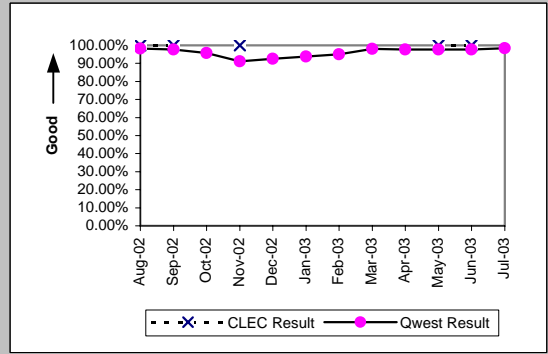
Unbundled Loop Analog (Parity)									
Date	CLEC Num	CLEC Denc	CLEC Resu	CLEC Std E	Qwest Num	Qwest Denc	Qwest Resu	Mod Z Scr	Parity Scr
Aug-02	18	18	100.00%	0.00%	3351	3407	98.36%	-0.55	-1.33
Sep-02	14	14	100.00%	0.00%	3294	3357	98.12%	-0.52	-1.31
Oct-02	15	15	100.00%	0.00%	3217	3248	99.05%	-0.38	-1.23
Nov-02	22	22	100.00%	0.00%	3309	3375	98.04%	-0.66	-1.4
Dec-02	16	16	100.00%	0.00%	4060	4180	97.13%	-0.69	-1.42
Jan-03	27	27	100.00%	0.00%	4080	4151	98.29%	-0.68	-1.42
Feb-03	39	39	100.00%	0.00%	3203	3266	98.07%	-0.87	-1.53
Mar-03	8	8	100.00%	0.00%	3549	3608	98.36%	-0.36	-1.22
Apr-03	15	15	100.00%	0.00%	3468	3505	98.94%	-0.4	-1.24
May-03	22	22	100.00%	0.00%	3232	3262	99.08%	-0.45	-1.27
Jun-03	16	16	100.00%	0.00%	3204	3223	99.41%	-0.31	-1.19
Jul-03	11	11	100.00%	0.00%	3574	3616	98.84%	-0.36	-1.22



Unbundled Loop - 2 Wire Non-Loaded (Parity)									
Date	CLEC Num	CLEC Denc	CLEC Resu	CLEC Std E	Qwest Num	Qwest Denc	Qwest Resu	Mod Z Scr	Parity Scr
Aug-02	1	1	100.00%	0.00%	22	22	100.00%	N/A	N/A
Sep-02	1	1	100.00%	0.00%	21	21	100.00%	N/A	N/A
Oct-02	2	2	100.00%	0.00%	10	10	100.00%	N/A	N/A
Nov-02	4	4	100.00%	0.00%	15	15	100.00%	N/A	N/A
Dec-02	4	4	100.00%	0.00%	19	19	100.00%	N/A	N/A
Jan-03	4	4	100.00%	0.00%	13	13	100.00%	N/A	N/A
Feb-03	2	2	100.00%	0.00%	11	11	100.00%	N/A	N/A
Mar-03	5	5	100.00%	0.00%	10	10	100.00%	N/A	N/A
Apr-03	7	7	100.00%	0.00%	13	13	100.00%	N/A	N/A
May-03	3	3	100.00%	0.00%	21	21	100.00%	N/A	N/A
Jun-03	3	3	100.00%	0.00%	9	9	100.00%	N/A	N/A
Jul-03	6	6	100.00%	0.00%	13	13	100.00%	N/A	N/A

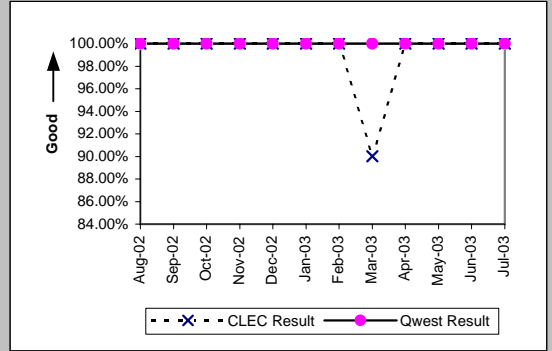


Unbundled Loop - ADSL Qualified (Parity)									
Date	CLEC Num	CLEC Denc	CLEC Resu	CLEC Std E	Qwest Num	Qwest Denc	Qwest Resu	Mod Z Scr	Parity Scr
Aug-02	2	2	100.00%	0.00%	55	56	98.21%	-0.19	-1.11
Sep-02	1	1	100.00%	0.00%	43	44	97.73%	-0.15	-1.09
Oct-02					23	24	95.83%		
Nov-02	1	1	100.00%	0.00%	31	34	91.18%	-0.31	-1.19
Dec-02					37	40	92.50%		
Jan-03					46	49	93.88%		
Feb-03					1581	1663	95.07%		
Mar-03					1624	1656	98.07%		
Apr-03					1785	1828	97.65%		
May-03	2	2	100.00%	0.00%	1751	1791	97.77%	-0.21	-1.13
Jun-03	1	1	100.00%	0.00%	254	260	97.69%	-0.15	-1.09
Jul-03					304	309	98.38%		



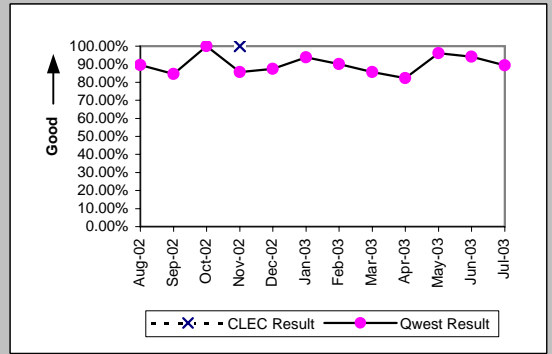
MR-4E - All Troubles Cleared within 48 Hours (Percent) - Interval Zone Two

Unbundled Loop ISDN Capable (Parity)									
Date	CLEC Num	CLEC Dend	CLEC Resu	CLEC Std	Qwest Num	Qwest Dend	Qwest Resu	Mod Z Scr	Parity Scr
Aug-02	14	14	100.00%	0.00%	22	22	100.00%	N/A	N/A
Sep-02	11	11	100.00%	0.00%	21	21	100.00%	N/A	N/A
Oct-02	2	2	100.00%	0.00%	10	10	100.00%	N/A	N/A
Nov-02	13	13	100.00%	0.00%	15	15	100.00%	N/A	N/A
Dec-02	13	13	100.00%	0.00%	19	19	100.00%	N/A	N/A
Jan-03	10	10	100.00%	0.00%	13	13	100.00%	N/A	N/A
Feb-03	7	7	100.00%	0.00%	11	11	100.00%	N/A	N/A
Mar-03	9	10	90.00%	30.00%	10	10	100.00%	N/A	-0.62
Apr-03	6	6	100.00%	0.00%	13	13	100.00%	N/A	N/A
May-03	6	6	100.00%	0.00%	21	21	100.00%	N/A	N/A
Jun-03	5	5	100.00%	0.00%	9	9	100.00%	N/A	N/A
Jul-03	3	3	100.00%	0.00%	13	13	100.00%	N/A	N/A

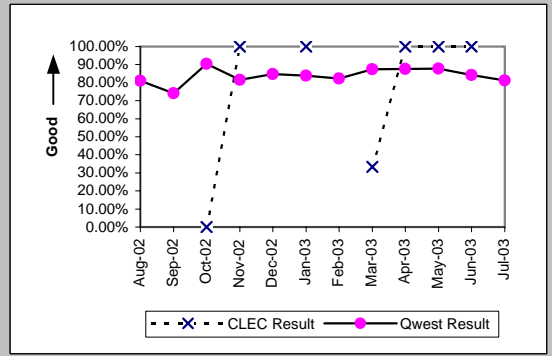


MR-5A - All Troubles Cleared within 4 Hours (Percent) - Interval Zone One

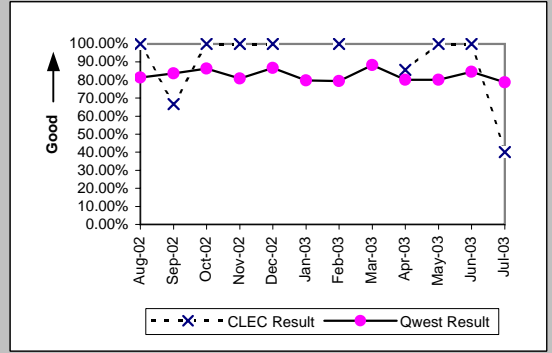
ISDN Primary (Parity)									
Date	CLEC Num	CLEC Denc	CLEC Resu	CLEC Std E	Qwest Num	Qwest Denc	Qwest Resu	Mod Z Scr	Parity Scr
Aug-02					17	19	89.47%		
Sep-02					22	26	84.62%		
Oct-02					13	13	100.00%		
Nov-02	1	1	100.00%	0.00%	18	21	85.71%	-0.4	-1.24
Dec-02					21	24	87.50%		
Jan-03					15	16	93.75%		
Feb-03					18	20	90.00%		
Mar-03					18	21	85.71%		
Apr-03					14	17	82.35%		
May-03					25	26	96.15%		
Jun-03					16	17	94.12%		
Jul-03					25	28	89.29%		



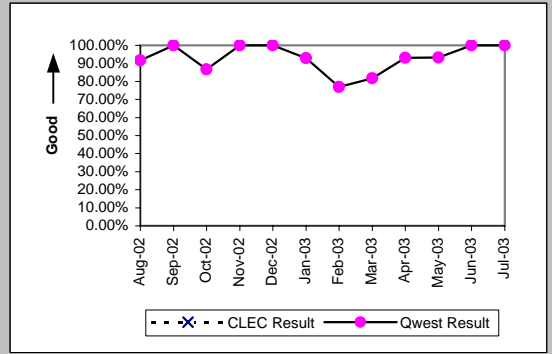
DS0 (Parity)									
Date	CLEC Num	CLEC Denc	CLEC Resu	CLEC Std E	Qwest Num	Qwest Denc	Qwest Resu	Mod Z Scr	Parity Scr
Aug-02					363	448	81.03%		
Sep-02					357	482	74.07%		
Oct-02	0	1	0.00%	0.00%	304	336	90.48%	1.67	0.02
Nov-02	1	1	100.00%	0.00%	304	373	81.50%	-0.48	-1.29
Dec-02					339	400	84.75%		
Jan-03	2	2	100.00%	0.00%	276	329	83.89%	-0.62	-1.38
Feb-03					294	357	82.35%		
Mar-03	1	3	33.33%	47.14%	292	334	87.43%	2.02	0.23
Apr-03	1	1	100.00%	0.00%	254	290	87.59%	-0.38	-1.23
May-03	2	2	100.00%	0.00%	257	293	87.71%	-0.53	-1.32
Jun-03	2	2	100.00%	0.00%	289	343	84.26%	-0.61	-1.37
Jul-03					247	304	81.25%		



DS1 (Parity)									
Date	CLEC Num	CLEC Denc	CLEC Resu	CLEC Std E	Qwest Num	Qwest Denc	Qwest Resu	Mod Z Scr	Parity Scr
Aug-02	4	4	100.00%	0.00%	374	460	81.30%	-0.95	-1.58
Sep-02	2	3	66.67%	47.14%	384	459	83.66%	0.69	-0.58
Oct-02	5	5	100.00%	0.00%	299	346	86.42%	-0.88	-1.54
Nov-02	4	4	100.00%	0.00%	373	461	80.91%	-0.97	-1.59
Dec-02	8	8	100.00%	0.00%	407	469	86.78%	-1.09	-1.67
Jan-03					313	392	79.85%		
Feb-03	1	1	100.00%	0.00%	318	400	79.50%	-0.51	-1.31
Mar-03					332	376	88.30%		
Apr-03	6	7	85.71%	34.99%	295	368	80.16%	-0.36	-1.22
May-03	1	1	100.00%	0.00%	269	336	80.06%	-0.5	-1.3
Jun-03	1	1	100.00%	0.00%	368	435	84.60%	-0.43	-1.26
Jul-03	2	5	40.00%	48.99%	311	395	78.73%	1.79	0.09

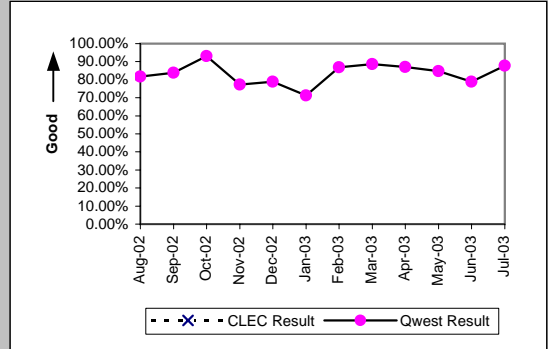


DS3 (Parity)									
Date	CLEC Num	CLEC Denc	CLEC Resu	CLEC Std E	Qwest Num	Qwest Denc	Qwest Resu	Mod Z Scr	Parity Scr
Aug-02					22	24	91.67%		
Sep-02					14	14	100.00%		
Oct-02					13	15	86.67%		
Nov-02					7	7	100.00%		
Dec-02					9	9	100.00%		
Jan-03					13	14	92.86%		
Feb-03					10	13	76.92%		
Mar-03					9	11	81.82%		
Apr-03					27	29	93.10%		
May-03					14	15	93.33%		
Jun-03					11	11	100.00%		
Jul-03					19	19	100.00%		

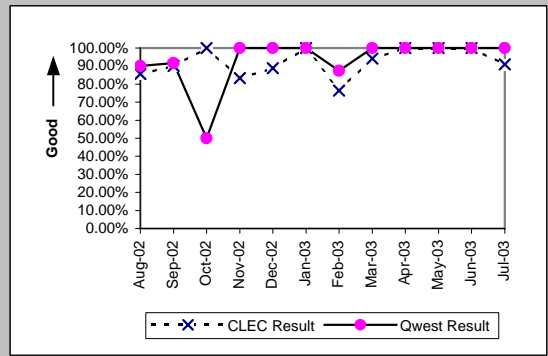


MR-5A - All Troubles Cleared within 4 Hours (Percent) - Interval Zone One

Frame Relay (Parity)									
Date	CLEC Num	CLEC Denc	CLEC Resu	CLEC Std	Qwest Num	Qwest Denc	Qwest Resu	Mod Z Scr	Parity Scr
Aug-02					103	126	81.75%		
Sep-02					93	111	83.78%		
Oct-02					81	87	93.10%		
Nov-02					75	97	77.32%		
Dec-02					71	90	78.89%		
Jan-03					67	94	71.28%		
Feb-03					53	61	86.89%		
Mar-03					55	62	88.71%		
Apr-03					74	85	87.06%		
May-03					67	79	84.81%		
Jun-03					67	85	78.82%		
Jul-03					65	74	87.84%		

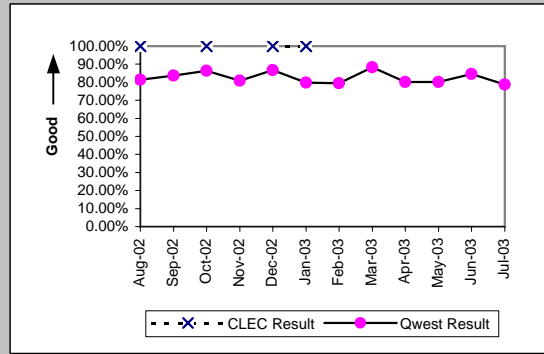


LIS Trunk (Parity)									
Date	CLEC Num	CLEC Denc	CLEC Resu	CLEC Std	Qwest Num	Qwest Denc	Qwest Resu	Mod Z Scr	Parity Scr
Aug-02	6	7	85.71%	34.99%	9	10	90.00%	0.16	-0.9
Sep-02	9	10	90.00%	30.00%	11	12	91.67%	0.04	-0.97
Oct-02	8	8	100.00%	0.00%	2	4	50.00%	-1.63	-1.99
Nov-02	5	6	83.33%	37.27%	3	3	100.00%	N/A	-0.78
Dec-02	8	9	88.89%	31.43%	1	1	100.00%	N/A	-1.08
Jan-03	3	3	100.00%	0.00%	13	13	100.00%	N/A	N/A
Feb-03	26	34	76.47%	42.42%	7	8	87.50%	0.56	-0.66
Mar-03	16	17	94.12%	23.53%	6	6	100.00%	N/A	-0.86
Apr-03	11	11	100.00%	0.00%	5	5	100.00%	N/A	N/A
May-03	16	16	100.00%	0.00%	9	9	100.00%	N/A	N/A
Jun-03	6	6	100.00%	0.00%	5	5	100.00%	N/A	N/A
Jul-03	10	11	90.91%	28.75%	5	5	100.00%	N/A	-0.8

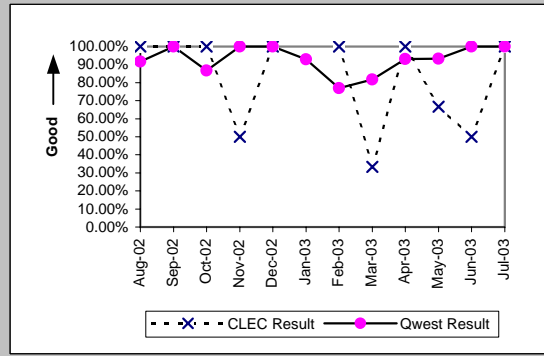


MR-5A - All Troubles Cleared within 4 Hours (Percent) - Interval Zone One

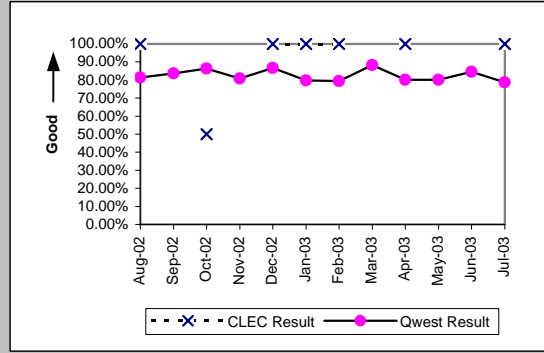
UDIT DS1 (Parity)									
Date	CLEC Num	CLEC Denc	CLEC Resu	CLEC Std	Qwest Num	Qwest Denc	Qwest Resu	Mod Z Scr	Parity Scr
Aug-02	6	6	100.00%	0.00%	374	460	81.30%	-1.17	-1.71
Sep-02					384	459	83.66%		
Oct-02	1	1	100.00%	0.00%	299	346	86.42%	-0.4	-1.24
Nov-02					373	461	80.91%		
Dec-02	2	2	100.00%	0.00%	407	469	86.78%	-0.55	-1.33
Jan-03	1	1	100.00%	0.00%	313	392	79.85%	-0.5	-1.31
Feb-03					318	400	79.50%		
Mar-03					332	376	88.30%		
Apr-03					295	368	80.16%		
May-03					269	336	80.06%		
Jun-03					368	435	84.60%		
Jul-03					311	395	78.73%		



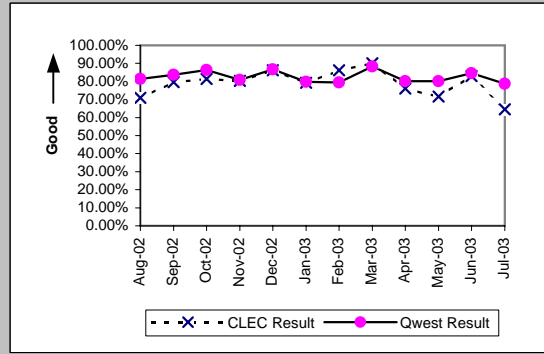
UDIT Above DS1 Level (Parity)									
Date	CLEC Num	CLEC Denc	CLEC Resu	CLEC Std	Qwest Num	Qwest Denc	Qwest Resu	Mod Z Scr	Parity Scr
Aug-02	2	2	100.00%	0.00%	22	24	91.67%	-0.41	-1.25
Sep-02	3	3	100.00%	0.00%	14	14	100.00%	N/A	N/A
Oct-02	3	3	100.00%	0.00%	13	15	86.67%	-0.62	-1.38
Nov-02	1	2	50.00%	50.00%	7	7	100.00%	N/A	-0.22
Dec-02	1	1	100.00%	0.00%	9	9	100.00%	N/A	N/A
Jan-03					13	14	92.86%		
Feb-03	2	2	100.00%	0.00%	10	13	76.92%	-0.72	-1.44
Mar-03	1	3	33.33%	47.14%	9	11	81.82%	1.38	-0.16
Apr-03	1	1	100.00%	0.00%	27	29	93.10%	-0.27	-1.16
May-03	2	3	66.67%	47.14%	14	15	93.33%	0.98	-0.4
Jun-03	1	2	50.00%	50.00%	11	11	100.00%	N/A	-0.08
Jul-03	1	1	100.00%	0.00%	19	19	100.00%	N/A	N/A



Unbundled Loop - 4 Wire Non-Loaded (Parity)									
Date	CLEC Num	CLEC Denc	CLEC Resu	CLEC Std	Qwest Num	Qwest Denc	Qwest Resu	Mod Z Scr	Parity Scr
Aug-02	2	2	100.00%	0.00%	374	460	81.30%	-0.68	-1.41
Sep-02					384	459	83.66%		
Oct-02	1	2	50.00%	50.00%	299	346	86.42%	1.1	-0.33
Nov-02					373	461	80.91%		
Dec-02	1	1	100.00%	0.00%	407	469	86.78%	-0.39	-1.24
Jan-03	1	1	100.00%	0.00%	313	392	79.85%	-0.5	-1.31
Feb-03	2	2	100.00%	0.00%	318	400	79.50%	-0.72	-1.44
Mar-03					332	376	88.30%		
Apr-03	1	1	100.00%	0.00%	295	368	80.16%	-0.5	-1.3
May-03					269	336	80.06%		
Jun-03					368	435	84.60%		
Jul-03	1	1	100.00%	0.00%	311	395	78.73%	-0.52	-1.32



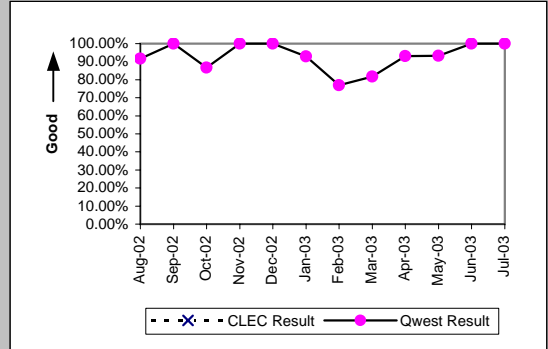
Unbundled Loop - DS1 Capable (Parity)									
Date	CLEC Num	CLEC Denc	CLEC Resu	CLEC Std	Qwest Num	Qwest Denc	Qwest Resu	Mod Z Scr	Parity Scr
Aug-02	39	55	70.91%	45.42%	374	460	81.30%	1.76	0.07
Sep-02	43	54	79.63%	40.28%	384	459	83.66%	0.75	-0.54
Oct-02	35	43	81.40%	38.91%	299	346	86.42%	0.88	-0.46
Nov-02	41	51	80.39%	39.70%	373	461	80.91%	0.11	-0.93
Dec-02	50	58	86.21%	34.48%	407	469	86.78%	0.15	-0.91
Jan-03	42	53	79.25%	40.56%	313	392	79.85%	0.12	-0.93
Feb-03	50	58	86.21%	34.48%	318	400	79.50%	-1.18	-1.72
Mar-03	45	50	90.00%	30.00%	332	376	88.30%	-0.35	-1.21
Apr-03	54	71	76.06%	42.67%	295	368	80.16%	0.78	-0.52
May-03	38	53	71.70%	45.05%	269	336	80.06%	1.36	-0.18
Jun-03	73	88	82.95%	37.60%	368	435	84.60%	0.4	-0.76
Jul-03	49	76	64.47%	47.86%	311	395	78.73%	2.58	0.57



MR-5A - All Troubles Cleared within 4 Hours (Percent) - Interval Zone One

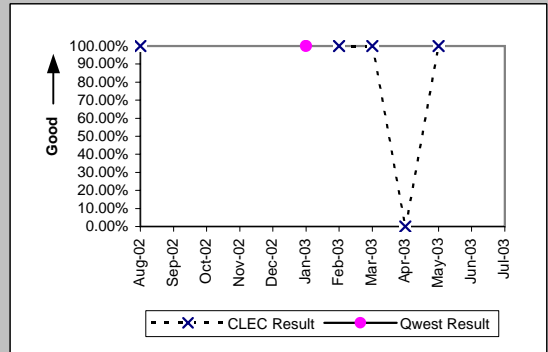
Unbundled Loop - DS3 Capable (Parity)

Date	CLEC Num	CLEC Denc	CLEC Resu	CLEC Std	Qwest Num	Qwest Denc	Qwest Resu	Mod Z Scr	Parity Scr
Aug-02					22	24	91.67%		
Sep-02					14	14	100.00%		
Oct-02					13	15	86.67%		
Nov-02					7	7	100.00%		
Dec-02					9	9	100.00%		
Jan-03					13	14	92.86%		
Feb-03					10	13	76.92%		
Mar-03					9	11	81.82%		
Apr-03					27	29	93.10%		
May-03					14	15	93.33%		
Jun-03					11	11	100.00%		
Jul-03					19	19	100.00%		



E911 (Parity)

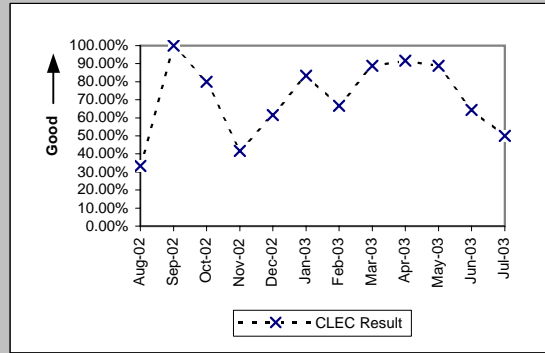
Date	CLEC Num	CLEC Denc	CLEC Resu	CLEC Std	Qwest Num	Qwest Denc	Qwest Resu	Mod Z Scr	Parity Scr
Aug-02	2	2	100.00%	0.00%					
Sep-02									
Oct-02									
Nov-02									
Dec-02									
Jan-03					1	1	100.00%		
Feb-03	1	1	100.00%	0.00%					
Mar-03	1	1	100.00%	0.00%					
Apr-03	0	1	0.00%	0.00%					
May-03	1	1	100.00%	0.00%					
Jun-03									
Jul-03									





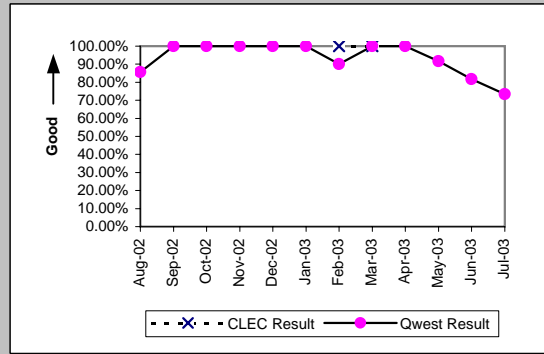
MR-5A - All Troubles Cleared within 4 Hours (Percent) - Interval Zone One

Enhanced Extended Loops (EELs) (Diagnostic)				
Date	CLEC Num	CLEC Denom	CLEC Result	CLEC Std Dev
Aug-02	1	3	33.33%	47.14%
Sep-02	6	6	100.00%	0.00%
Oct-02	8	10	80.00%	40.00%
Nov-02	5	12	41.67%	49.30%
Dec-02	8	13	61.54%	48.65%
Jan-03	5	6	83.33%	37.27%
Feb-03	2	3	66.67%	47.14%
Mar-03	8	9	88.89%	31.43%
Apr-03	11	12	91.67%	27.64%
May-03	8	9	88.89%	31.43%
Jun-03	9	14	64.29%	47.92%
Jul-03	4	8	50.00%	50.00%

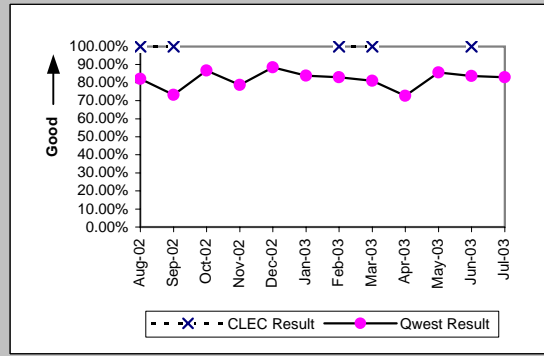


MR-5B - All Troubles Cleared within 4 Hours (Percent) - Interval Zone Two

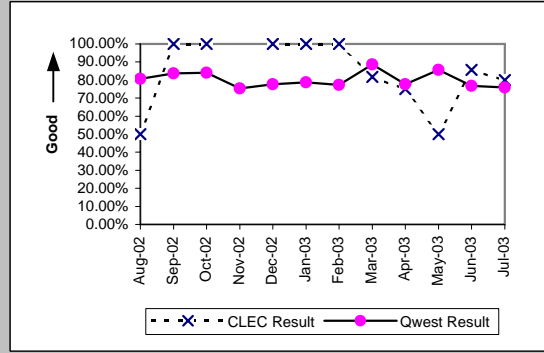
ISDN Primary (Parity)									
Date	CLEC Num	CLEC Denc	CLEC Resu	CLEC Std E	Qwest Num	Qwest Denc	Qwest Resu	Mod Z Scr	Parity Scr
Aug-02					6	7	85.71%		
Sep-02					17	17	100.00%		
Oct-02					7	7	100.00%		
Nov-02					6	6	100.00%		
Dec-02					10	10	100.00%		
Jan-03					10	10	100.00%		
Feb-03	2	2	100.00%	0.00%	9	10	90.00%	-0.43	-1.26
Mar-03	2	2	100.00%	0.00%	7	7	100.00%	N/A	N/A
Apr-03					4	4	100.00%		
May-03					11	12	91.67%		
Jun-03					9	11	81.82%		
Jul-03					11	15	73.33%		



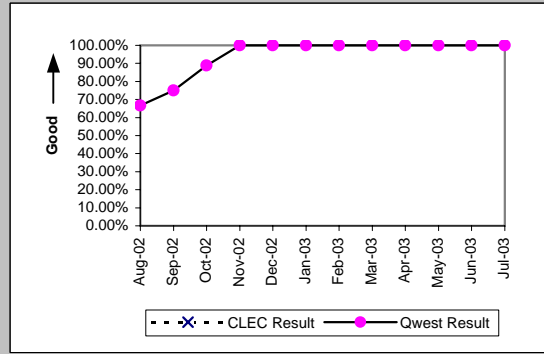
DS0 (Parity)									
Date	CLEC Num	CLEC Denc	CLEC Resu	CLEC Std E	Qwest Num	Qwest Denc	Qwest Resu	Mod Z Scr	Parity Scr
Aug-02	1	1	100.00%	0.00%	242	295	82.03%	-0.47	-1.28
Sep-02	1	1	100.00%	0.00%	218	298	73.15%	-0.6	-1.37
Oct-02					157	181	86.74%		
Nov-02					178	226	78.76%		
Dec-02					240	271	88.56%		
Jan-03					202	241	83.82%		
Feb-03	2	2	100.00%	0.00%	196	236	83.05%	-0.64	-1.39
Mar-03	1	1	100.00%	0.00%	175	216	81.02%	-0.48	-1.29
Apr-03					171	235	72.77%		
May-03					167	195	85.64%		
Jun-03	1	1	100.00%	0.00%	201	240	83.75%	-0.44	-1.27
Jul-03					190	229	82.97%		



DS1 (Parity)									
Date	CLEC Num	CLEC Denc	CLEC Resu	CLEC Std E	Qwest Num	Qwest Denc	Qwest Resu	Mod Z Scr	Parity Scr
Aug-02	1	2	50.00%	50.00%	247	306	80.72%	0.86	-0.48
Sep-02	1	1	100.00%	0.00%	263	314	83.76%	-0.44	-1.27
Oct-02	1	1	100.00%	0.00%	164	195	84.10%	-0.43	-1.26
Nov-02					184	244	75.41%		
Dec-02	2	2	100.00%	0.00%	199	256	77.73%	-0.75	-1.46
Jan-03	3	3	100.00%	0.00%	200	254	78.74%	-0.89	-1.54
Feb-03	1	1	100.00%	0.00%	163	211	77.25%	-0.54	-1.33
Mar-03	9	11	81.82%	38.57%	197	222	88.74%	0.69	-0.58
Apr-03	3	4	75.00%	43.30%	192	247	77.73%	0.15	-0.91
May-03	1	2	50.00%	50.00%	173	202	85.64%	1.06	-0.36
Jun-03	6	7	85.71%	34.99%	178	232	76.72%	-0.55	-1.34
Jul-03	4	5	80.00%	40.00%	180	237	75.95%	-0.21	-1.13

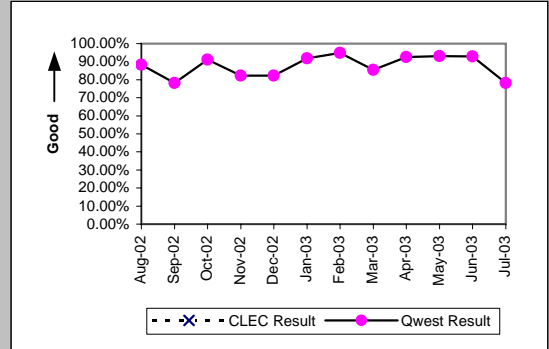


DS3 (Parity)									
Date	CLEC Num	CLEC Denc	CLEC Resu	CLEC Std E	Qwest Num	Qwest Denc	Qwest Resu	Mod Z Scr	Parity Scr
Aug-02					2	3	66.67%		
Sep-02					3	4	75.00%		
Oct-02					8	9	88.89%		
Nov-02					4	4	100.00%		
Dec-02					1	1	100.00%		
Jan-03					9	9	100.00%		
Feb-03					4	4	100.00%		
Mar-03					5	5	100.00%		
Apr-03					4	4	100.00%		
May-03					4	4	100.00%		
Jun-03					3	3	100.00%		
Jul-03					4	4	100.00%		

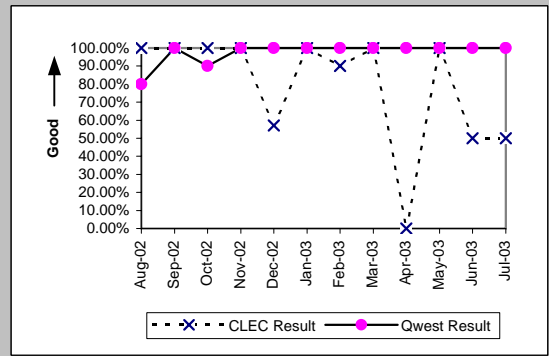


MR-5B - All Troubles Cleared within 4 Hours (Percent) - Interval Zone Two

Frame Relay (Parity)									
Date	CLEC Num	CLEC Denc	CLEC Resu	CLEC Std	Qwest Num	Qwest Denc	Qwest Resu	Mod Z Scr	Parity Scr
Aug-02					68	77	88.31%		
Sep-02					50	64	78.13%		
Oct-02					41	45	91.11%		
Nov-02					37	45	82.22%		
Dec-02					56	68	82.35%		
Jan-03					56	61	91.80%		
Feb-03					37	39	94.87%		
Mar-03					41	48	85.42%		
Apr-03					37	40	92.50%		
May-03					54	58	93.10%		
Jun-03					52	56	92.86%		
Jul-03					43	55	78.18%		

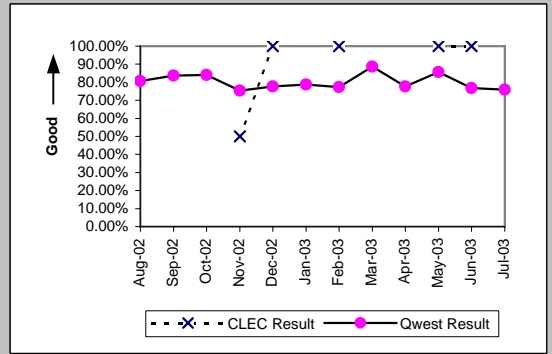


LIS Trunk (Parity)									
Date	CLEC Num	CLEC Denc	CLEC Resu	CLEC Std	Qwest Num	Qwest Denc	Qwest Resu	Mod Z Scr	Parity Scr
Aug-02	2	2	100.00%	0.00%	4	5	80.00%	-0.6	-1.36
Sep-02	1	1	100.00%	0.00%	3	3	100.00%	N/A	N/A
Oct-02	1	1	100.00%	0.00%	9	10	90.00%	-0.32	-1.19
Nov-02	3	3	100.00%	0.00%	1	1	100.00%	N/A	N/A
Dec-02	4	7	57.14%	49.49%	2	2	100.00%	N/A	-0.47
Jan-03	4	4	100.00%	0.00%	1	1	100.00%	N/A	N/A
Feb-03	9	10	90.00%	30.00%	2	2	100.00%	N/A	-0.98
Mar-03	2	2	100.00%	0.00%	2	2	100.00%	N/A	N/A
Apr-03	0	1	0.00%	0.00%	3	3	100.00%	N/A	-0.24
May-03	3	3	100.00%	0.00%	5	5	100.00%	N/A	N/A
Jun-03	1	2	50.00%	50.00%	2	2	100.00%	N/A	-0.63
Jul-03	2	4	50.00%	50.00%	4	4	100.00%	N/A	-0.24

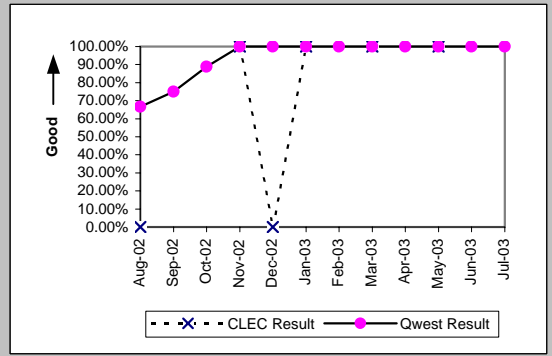


MR-5B - All Troubles Cleared within 4 Hours (Percent) - Interval Zone Two

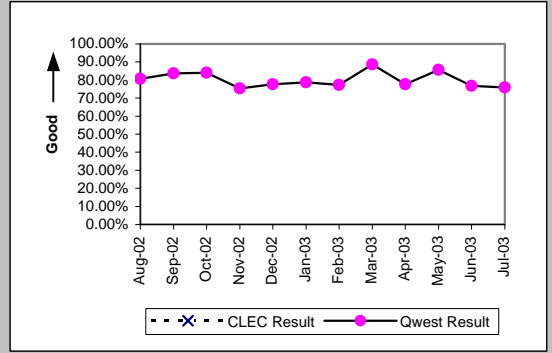
UDIT DS1 (Parity)									
Date	CLEC Num	CLEC Denc	CLEC Resu	CLEC Std	Qwest Num	Qwest Denc	Qwest Resu	Mod Z Scr	Parity Scr
Aug-02					247	306	80.72%		
Sep-02					263	314	83.76%		
Oct-02					164	195	84.10%		
Nov-02	1	2	50.00%	50.00%	184	244	75.41%	0.68	-0.59
Dec-02	1	1	100.00%	0.00%	199	256	77.73%	-0.53	-1.32
Jan-03					200	254	78.74%		
Feb-03	2	2	100.00%	0.00%	163	211	77.25%	-0.76	-1.46
Mar-03					197	222	88.74%		
Apr-03					192	247	77.73%		
May-03	2	2	100.00%	0.00%	173	202	85.64%	-0.58	-1.35
Jun-03	1	1	100.00%	0.00%	178	232	76.72%	-0.55	-1.33
Jul-03					180	237	75.95%		



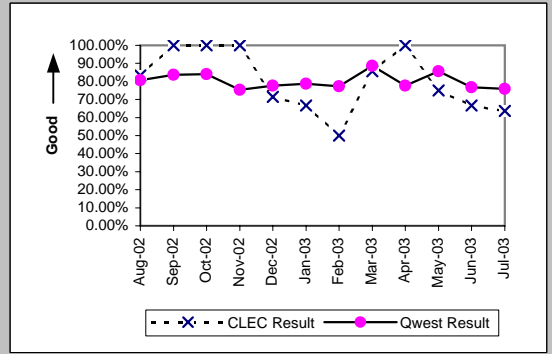
UDIT Above DS1 Level (Parity)									
Date	CLEC Num	CLEC Denc	CLEC Resu	CLEC Std	Qwest Num	Qwest Denc	Qwest Resu	Mod Z Scr	Parity Scr
Aug-02	0	1	0.00%	0.00%	2	3	66.67%	0.67	-0.59
Sep-02					3	4	75.00%		
Oct-02					8	9	88.89%		
Nov-02	1	1	100.00%	0.00%	4	4	100.00%	N/A	N/A
Dec-02	0	1	0.00%	0.00%	1	1	100.00%	N/A	-0.59
Jan-03	1	1	100.00%	0.00%	9	9	100.00%	N/A	N/A
Feb-03					4	4	100.00%		
Mar-03	2	2	100.00%	0.00%	5	5	100.00%	N/A	N/A
Apr-03					4	4	100.00%		
May-03	1	1	100.00%	0.00%	4	4	100.00%	N/A	N/A
Jun-03					3	3	100.00%		
Jul-03					4	4	100.00%		



Unbundled Loop - 4 Wire Non-Loaded (Parity)									
Date	CLEC Num	CLEC Denc	CLEC Resu	CLEC Std	Qwest Num	Qwest Denc	Qwest Resu	Mod Z Scr	Parity Scr
Aug-02					247	306	80.72%		
Sep-02					263	314	83.76%		
Oct-02					164	195	84.10%		
Nov-02					184	244	75.41%		
Dec-02					199	256	77.73%		
Jan-03					200	254	78.74%		
Feb-03					163	211	77.25%		
Mar-03					197	222	88.74%		
Apr-03					192	247	77.73%		
May-03					173	202	85.64%		
Jun-03					178	232	76.72%		
Jul-03					180	237	75.95%		



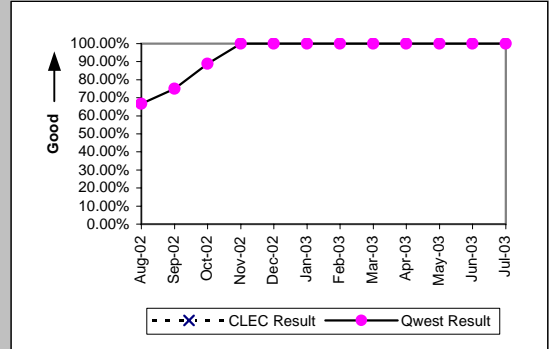
Unbundled Loop - DS1 Capable (Parity)									
Date	CLEC Num	CLEC Denc	CLEC Resu	CLEC Std	Qwest Num	Qwest Denc	Qwest Resu	Mod Z Scr	Parity Scr
Aug-02	10	12	83.33%	37.27%	247	306	80.72%	-0.23	-1.14
Sep-02	5	5	100.00%	0.00%	263	314	83.76%	-0.98	-1.59
Oct-02	6	6	100.00%	0.00%	164	195	84.10%	-1.05	-1.64
Nov-02	11	11	100.00%	0.00%	184	244	75.41%	-1.85	-2.13
Dec-02	5	7	71.43%	45.18%	199	256	77.73%	0.4	-0.76
Jan-03	4	6	66.67%	47.14%	200	254	78.74%	0.68	-0.59
Feb-03	2	4	50.00%	50.00%	163	211	77.25%	1.12	-0.32
Mar-03	6	7	85.71%	34.99%	197	222	88.74%	0.28	-0.83
Apr-03	5	5	100.00%	0.00%	192	247	77.73%	-1.18	-1.72
May-03	9	12	75.00%	43.30%	173	202	85.64%	0.96	-0.42
Jun-03	4	6	66.67%	47.14%	178	232	76.72%	0.56	-0.66
Jul-03	7	11	63.64%	48.10%	180	237	75.95%	0.9	-0.45



MR-5B - All Troubles Cleared within 4 Hours (Percent) - Interval Zone Two

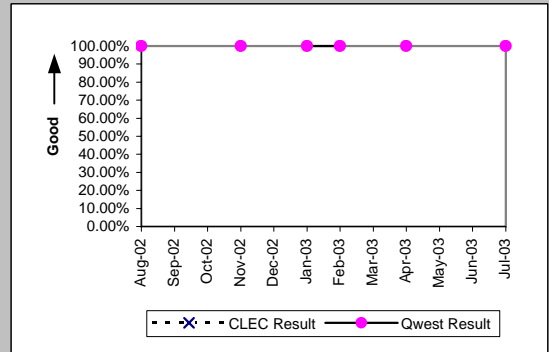
Unbundled Loop - DS3 Capable (Parity)

Date	CLEC Num	CLEC Dend	CLEC Resu	CLEC Std	Qwest Num	Qwest Dend	Qwest Resu	Mod Z Scr	Parity Scr
Aug-02					2	3	66.67%		
Sep-02					3	4	75.00%		
Oct-02					8	9	88.89%		
Nov-02					4	4	100.00%		
Dec-02					1	1	100.00%		
Jan-03					9	9	100.00%		
Feb-03					4	4	100.00%		
Mar-03					5	5	100.00%		
Apr-03					4	4	100.00%		
May-03					4	4	100.00%		
Jun-03					3	3	100.00%		
Jul-03					4	4	100.00%		



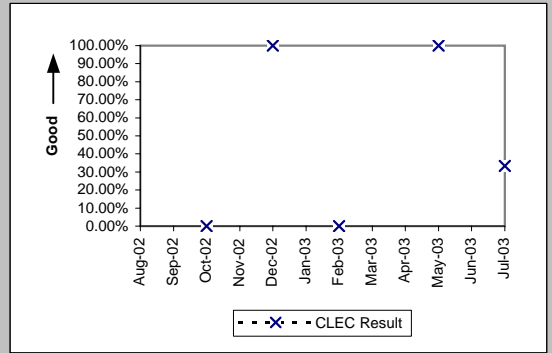
E911 (Parity)

Date	CLEC Num	CLEC Dend	CLEC Resu	CLEC Std	Qwest Num	Qwest Dend	Qwest Resu	Mod Z Scr	Parity Scr
Aug-02					1	1	100.00%		
Sep-02									
Oct-02									
Nov-02					1	1	100.00%		
Dec-02									
Jan-03					3	3	100.00%		
Feb-03					1	1	100.00%		
Mar-03									
Apr-03					1	1	100.00%		
May-03									
Jun-03									
Jul-03					1	1	100.00%		



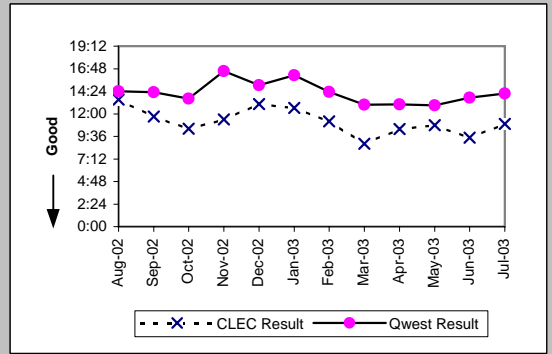
MR-5B - All Troubles Cleared within 4 Hours (Percent) - Interval Zone Two

Enhanced Extended Loops (EELs) (Diagnostic)				
Date	CLEC Num	CLEC Denom	CLEC Result	CLEC Std Dev
Aug-02				
Sep-02				
Oct-02	0	1	0.00%	0.00%
Nov-02				
Dec-02	1	1	100.00%	0.00%
Jan-03				
Feb-03	0	1	0.00%	0.00%
Mar-03				
Apr-03				
May-03	1	1	100.00%	0.00%
Jun-03				
Jul-03	1	3	33.33%	47.14%

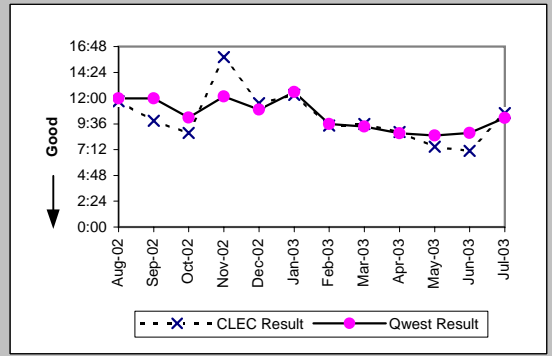


MR-6A - Mean Time to Restore (Hours:Minutes) - Dispatches within MSAs

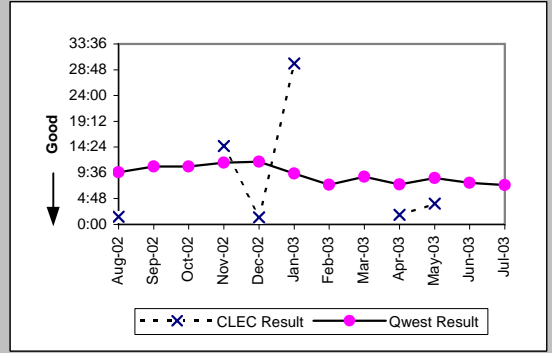
Residence (Parity)									
Date	CLEC Num	CLEC Denc	CLEC Resu	CLEC Std E	Qwest Num	Qwest Denc	Qwest Resu	Mod Z Scr	Parity Scr
Aug-02	1269:05	94	13:30	8:43	172307:16	11965	14:24	-0.6	-1.37
Sep-02	1053:33	90	11:42	10:51	151683:11	10606	14:18	-1.73	-2.05
Oct-02	875:49	84	10:26	10:45	151646:19	11131	13:37	-2.21	-2.34
Nov-02	1210:42	106	11:25	10:19	210837:58	12741	16:33	-3.78	-3.3
Dec-02	1538:08	118	13:02	12:18	214022:38	14235	15:02	-1.59	-1.97
Jan-03	1591:15	126	12:38	11:41	245584:36	15258	16:06	-3.05	-2.85
Feb-03	1694:01	151	11:13	9:06	165153:36	11521	14:20	-2.99	-2.82
Mar-03	1510:37	171	8:50	8:15	150182:58	11567	12:59	-4.62	-3.81
Apr-03	1795:00	173	10:23	8:14	132383:01	10168	13:01	-2.84	-2.73
May-03	1717:07	159	10:48	8:33	133485:16	10336	12:55	-2.27	-2.38
Jun-03	1361:04	144	9:27	7:46	152439:48	11115	13:43	-4.38	-3.66
Jul-03	2229:55	204	10:56	8:42	160227:08	11322	14:09	-3.66	-3.22



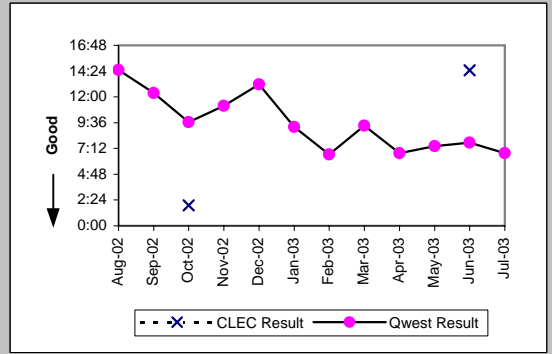
Business (Parity)									
Date	CLEC Num	CLEC Denc	CLEC Resu	CLEC Std E	Qwest Num	Qwest Denc	Qwest Resu	Mod Z Scr	Parity Scr
Aug-02	678:41	58	11:42	16:09	16811:16	1402	11:59	-0.1	-1.06
Sep-02	534:03	54	9:53	13:12	15841:54	1324	11:58	-0.78	-1.48
Oct-02	480:53	55	8:45	7:08	14586:53	1433	10:11	-0.6	-1.36
Nov-02	1329:10	84	15:49	15:24	18317:14	1507	12:09	2.29	0.39
Dec-02	657:45	57	11:32	7:50	15144:32	1386	10:56	0.42	-0.75
Jan-03	1045:53	85	12:18	11:24	21041:26	1673	12:35	-0.13	-1.08
Feb-03	539:05	57	9:27	6:59	12187:08	1270	9:36	-0.09	-1.05
Mar-03	833:14	87	9:35	7:39	11886:17	1269	9:22	0.22	-0.87
Apr-03	450:14	51	8:50	7:07	10219:28	1172	8:43	0.16	-0.91
May-03	320:44	43	7:28	7:24	9649:19	1132	8:31	-0.69	-1.42
Jun-03	418:48	59	7:06	6:41	11343:05	1294	8:46	-1.16	-1.71
Jul-03	572:52	54	10:37	14:28	13054:36	1285	10:10	0.33	-0.8



Centrex (Parity)									
Date	CLEC Num	CLEC Denc	CLEC Resu	CLEC Std E	Qwest Num	Qwest Denc	Qwest Resu	Mod Z Scr	Parity Scr
Aug-02	1:26	1	1:26		1222:27	126	9:42	-0.59	-1.36
Sep-02					1317:49	122	10:48		
Oct-02					1615:52	150	10:46		
Nov-02	87:21	6	14:34	16:05	1218:58	106	11:30	0.72	-0.56
Dec-02	1:20	1	1:20		1261:01	108	11:41	-0.53	-1.32
Jan-03	59:56	2	29:58	18:25	1263:57	133	9:30	1.9	0.15
Feb-03					729:18	99	7:22		
Mar-03					1151:51	130	8:52		
Apr-03	1:49	1	1:49		810:12	109	7:26	-0.47	-1.29
May-03	11:40	3	3:53	1:55	1029:51	119	8:39	-0.78	-1.47
Jun-03					1073:15	139	7:43		
Jul-03					920:23	126	7:18		

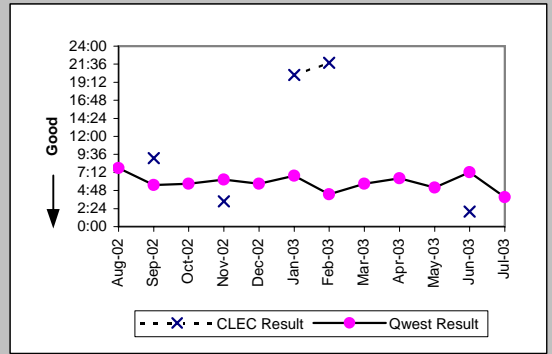


Centrex 21 (Parity)									
Date	CLEC Num	CLEC Denc	CLEC Resu	CLEC Std E	Qwest Num	Qwest Denc	Qwest Resu	Mod Z Scr	Parity Scr
Aug-02					2628:05	181	14:31		
Sep-02					2176:29	176	12:22		
Oct-02	1:55	1	1:55		2015:52	209	9:39	-0.52	-1.32
Nov-02					2068:08	185	11:11		
Dec-02					2184:46	166	13:10		
Jan-03					1876:52	204	9:12		
Feb-03					1029:19	155	6:38		
Mar-03					1377:52	148	9:19		
Apr-03					899:59	133	6:46		
May-03					986:39	133	7:25		
Jun-03	28:57	2	14:28	16:28	1290:10	167	7:44	1.34	-0.18
Jul-03					1124:19	166	6:46		

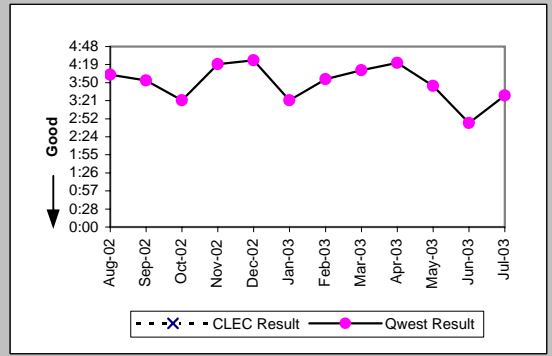


MR-6A - Mean Time to Restore (Hours:Minutes) - Dispatches within MSAs

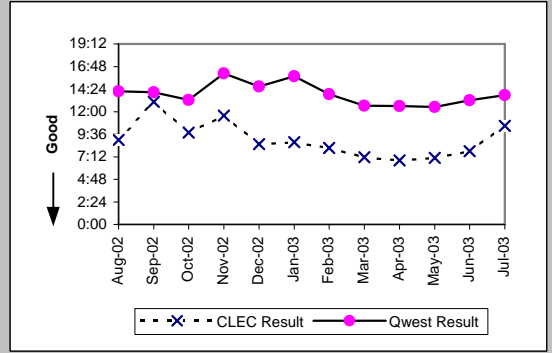
PBX (Parity)									
Date	CLEC Num	CLEC Denc	CLEC Resu	CLEC Std I	Qwest Num	Qwest Denc	Qwest Resu	Mod Z Scr	Parity Scr
Aug-02					341:42	44	7:46		
Sep-02	27:20	3	9:07	11:13	176:19	32	5:31	0.62	-0.63
Oct-02					199:28	35	5:42		
Nov-02	6:43	2	3:22	1:21	225:52	36	6:16	-0.65	-1.39
Dec-02					204:46	36	5:41		
Jan-03	20:09	1	20:09		202:59	30	6:46	1.45	-0.12
Feb-03	21:47	1	21:47		111:48	26	4:18	1.59	-0.03
Mar-03					251:20	44	5:43		
Apr-03					147:54	23	6:26		
May-03					155:19	30	5:11		
Jun-03	3:57	2	1:59	1:17	246:11	34	7:14	-0.99	-1.6
Jul-03					97:56	25	3:55		



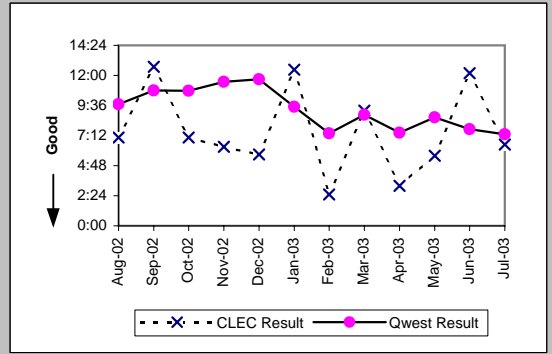
Basic Rate ISDN (Parity)									
Date	CLEC Num	CLEC Denc	CLEC Resu	CLEC Std I	Qwest Num	Qwest Denc	Qwest Resu	Mod Z Scr	Parity Scr
Aug-02					368:20	91	4:03		
Sep-02					277:11	71	3:54		
Oct-02					138:06	41	3:22		
Nov-02					264:33	61	4:20		
Dec-02					359:08	81	4:26		
Jan-03					178:04	53	3:22		
Feb-03					208:11	53	3:56		
Mar-03					299:40	72	4:10		
Apr-03					166:00	38	4:22		
May-03					123:54	33	3:45		
Jun-03					127:15	46	2:46		
Jul-03					150:31	43	3:30		



UNE - P (POTS) (Parity)									
Date	CLEC Num	CLEC Denc	CLEC Resu	CLEC Std I	Qwest Num	Qwest Denc	Qwest Resu	Mod Z Scr	Parity Scr
Aug-02	745:31	83	8:59	8:24	189118:32	13367	14:09	-3.06	-2.86
Sep-02	874:18	67	13:03	25:26	167525:05	11930	14:03	-0.55	-1.33
Oct-02	908:42	93	9:46	11:49	166233:12	12564	13:14	-2.41	-2.46
Nov-02	1226:47	106	11:34	14:31	229155:12	14248	16:05	-3.3	-3.01
Dec-02	622:25	73	8:32	7:30	229167:10	15621	14:40	-3.84	-3.33
Jan-03	838:21	96	8:44	8:46	266626:02	16931	15:45	-5.1	-4.1
Feb-03	863:18	106	8:09	9:07	177340:44	12791	13:52	-4.62	-3.81
Mar-03	848:33	119	7:08	8:49	162069:15	12836	12:38	-5.11	-4.11
Apr-03	870:38	128	6:48	8:13	142602:29	11340	12:35	-5.38	-4.27
May-03	890:48	126	7:04	7:09	143134:35	11468	12:29	-5.23	-4.18
Jun-03	849:41	109	7:48	7:58	163782:53	12409	13:12	-4.84	-3.94
Jul-03	1133:37	108	10:30	12:28	173281:44	12607	13:45	-2.7	-2.64



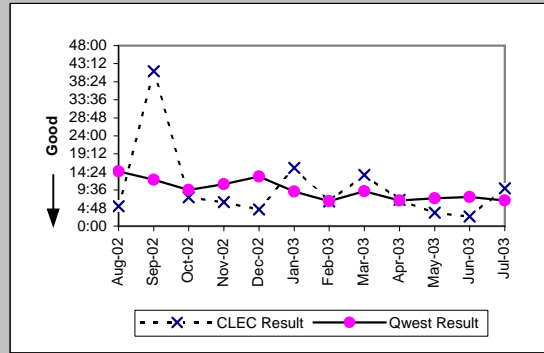
UNE P (Centrex) (Parity)									
Date	CLEC Num	CLEC Denc	CLEC Resu	CLEC Std I	Qwest Num	Qwest Denc	Qwest Resu	Mod Z Scr	Parity Scr
Aug-02	119:47	17	7:03	7:05	1222:27	126	9:42	-0.74	-1.45
Sep-02	215:52	17	12:42	16:22	1317:49	122	10:48	0.56	-0.66
Oct-02	162:14	23	7:03	6:38	1615:52	150	10:46	-1.08	-1.66
Nov-02	107:13	17	6:18	5:38	1218:58	106	11:30	-1.28	-1.78
Dec-02	153:23	27	5:41	5:26	1261:01	108	11:41	-1.43	-1.87
Jan-03	336:22	27	12:27	12:29	1263:57	133	9:30	0.93	-0.43
Feb-03	54:56	22	2:30	1:12	729:18	99	7:22	-1.84	-2.12
Mar-03	184:09	20	9:12	7:35	1151:51	130	8:52	0.2	-0.88
Apr-03	50:58	16	3:11	1:28	810:12	109	7:26	-1.34	-1.81
May-03	100:29	18	5:35	6:02	1029:51	119	8:39	-1.16	-1.7
Jun-03	207:07	17	12:11	22:24	1073:15	139	7:43	1.15	-0.3
Jul-03	142:36	22	6:29	6:30	920:23	126	7:18	-0.48	-1.29



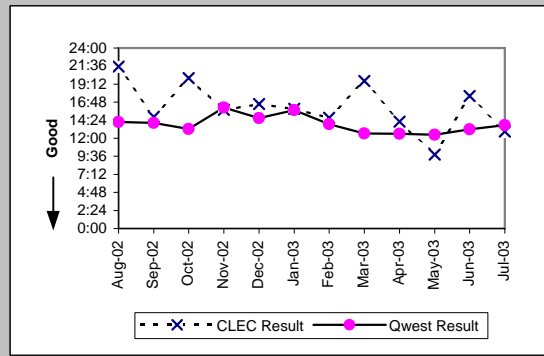


MR-6A - Mean Time to Restore (Hours:Minutes) - Dispatches within MSAs

UNE P (Centrex 21) (Parity)									
Date	CLEC Num	CLEC Denc	CLEC Resu	CLEC Std	Qwest Num	Qwest Denc	Qwest Resu	Mod Z Scr	Parity Scr
Aug-02	5:17	1	5:17		2628:05	181	14:31	-0.28	-1.17
Sep-02	82:27	2	41:14	37:42	2176:29	176	12:22	1.91	0.16
Oct-02	38:17	5	7:39	5:39	2015:52	209	9:39	-0.3	-1.18
Nov-02	51:24	8	6:25	6:00	2068:08	185	11:11	-0.97	-1.59
Dec-02	17:38	4	4:24	2:20	2184:46	166	13:10	-0.96	-1.58
Jan-03	108:25	7	15:29	22:50	1876:52	204	9:12	1.21	-0.27
Feb-03	52:08	8	6:31	7:54	1029:19	155	6:38	-0.04	-1.02
Mar-03	54:29	4	13:37	6:58	1377:52	148	9:19	0.98	-0.4
Apr-03	14:01	2	7:01	6:14	899:59	133	6:46	0.46	-0.72
May-03	14:26	4	3:36	1:10	986:39	133	7:25	-0.83	-1.5
Jun-03	7:40	3	2:33	0:25	1290:10	167	7:44	-0.8	-1.48
Jul-03	30:02	3	10:01	11:36	1124:19	166	6:46	0.96	-0.42

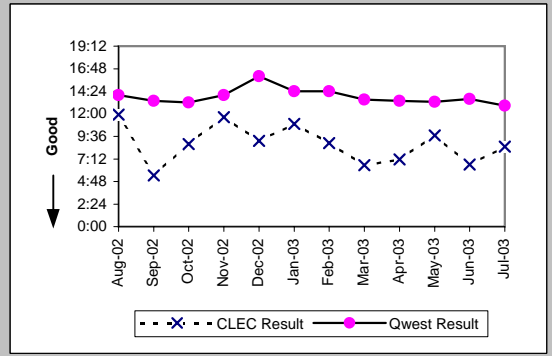


Line Sharing (Parity)									
Date	CLEC Num	CLEC Denc	CLEC Resu	CLEC Std	Qwest Num	Qwest Denc	Qwest Resu	Mod Z Scr	Parity Scr
Aug-02	279:43	13	21:31	15:57	189118:32	13367	14:09	1.72	0.04
Sep-02	103:47	7	14:50	17:44	167525:05	11930	14:03	0.39	-0.76
Oct-02	259:46	13	19:59	13:08	166233:12	12564	13:14	1.65	0.01
Nov-02	426:27	27	15:48	12:57	229155:12	14248	16:05	-0.11	-1.07
Dec-02	381:05	23	16:34	14:07	229167:10	15621	14:40	0.82	-0.5
Jan-03	366:27	23	15:56	10:30	266626:02	16931	15:45	0.13	-0.92
Feb-03	162:07	11	14:44	9:00	177340:44	12791	13:52	0.42	-0.74
Mar-03	333:27	17	19:37	21:12	162069:15	12836	12:38	2	0.21
Apr-03	128:10	9	14:14	9:09	142602:29	11340	12:35	0.66	-0.6
May-03	147:47	15	9:51	7:55	143134:35	11468	12:29	-0.88	-1.54
Jun-03	193:58	11	17:38	13:41	163782:53	12409	13:12	1.46	-0.11
Jul-03	193:28	15	12:54	8:29	173281:44	12607	13:45	-0.26	-1.16

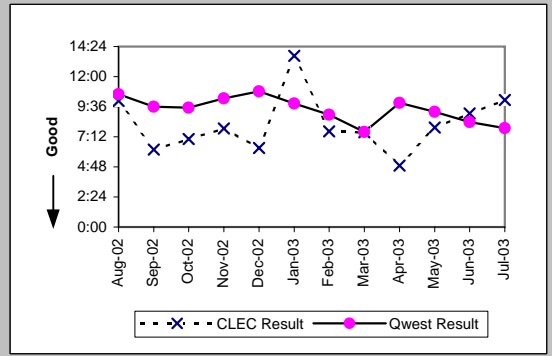


MR-6B - Mean Time to Restore (Hours:Minutes) - Dispatches outside MSAs

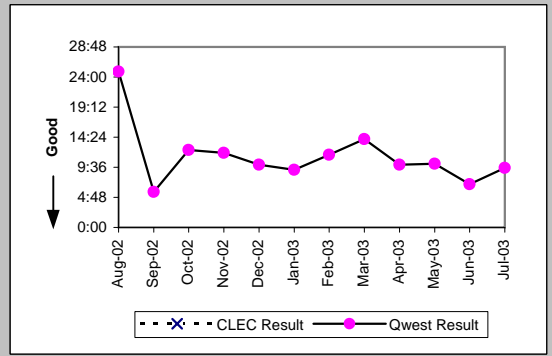
Residence (Parity)									
Date	CLEC Num	CLEC Denc	CLEC Resu	CLEC Std	Qwest Num	Qwest Denc	Qwest Resu	Mod Z Scr	Parity Scr
Aug-02	214:21	18	11:54	8:43	34494:50	2465	14:00	-0.73	-1.44
Sep-02	59:55	11	5:27	5:34	32683:57	2445	13:22	-1.99	-2.21
Oct-02	96:39	11	8:47	7:52	30440:51	2306	13:12	-1.06	-1.64
Nov-02	174:44	15	11:39	9:28	35966:15	2570	14:00	-0.71	-1.43
Dec-02	100:23	11	9:08	8:52	51628:00	3225	16:01	-1.45	-1.88
Jan-03	349:29	32	10:55	12:22	46309:04	3216	14:24	-1.67	-2.01
Feb-03	222:04	25	8:53	7:51	35641:18	2471	14:25	-1.8	-2.09
Mar-03	163:51	25	6:33	9:11	37075:25	2746	13:30	-2.67	-2.62
Apr-03	192:26	27	7:08	7:01	34245:08	2561	13:22	-2.18	-2.33
May-03	242:33	25	9:42	7:57	32583:30	2453	13:17	-1.72	-2.05
Jun-03	99:19	15	6:37	6:31	33337:30	2450	13:36	-1.92	-2.17
Jul-03	136:23	16	8:31	7:35	36094:00	2800	12:53	-1.55	-1.95



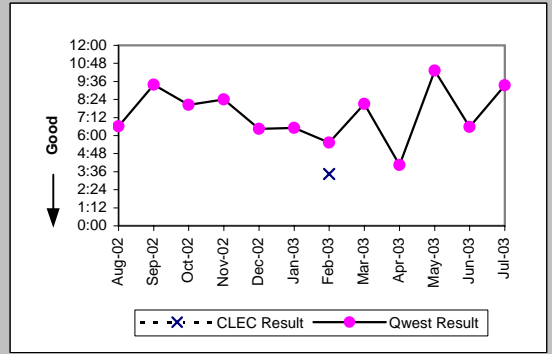
Business (Parity)									
Date	CLEC Num	CLEC Denc	CLEC Resu	CLEC Std	Qwest Num	Qwest Denc	Qwest Resu	Mod Z Scr	Parity Scr
Aug-02	180:57	18	10:03	13:05	3211:36	303	10:36	-0.17	-1.1
Sep-02	67:45	11	6:10	6:35	3170:34	330	9:36	-0.96	-1.58
Oct-02	91:12	13	7:01	7:34	3406:49	358	9:31	-0.76	-1.46
Nov-02	110:07	14	7:52	7:20	2865:18	279	10:16	-0.59	-1.36
Dec-02	94:47	15	6:19	5:21	4108:25	379	10:50	-1.22	-1.74
Jan-03	191:04	14	13:39	8:40	4169:33	423	9:51	1.07	-0.35
Feb-03	137:24	18	7:38	7:43	2667:23	298	8:57	-0.47	-1.28
Mar-03	128:27	17	7:33	7:01	2527:23	333	7:35	-0.02	-1.01
Apr-03	39:09	8	4:54	5:05	3312:00	334	9:55	-1.32	-1.8
May-03	135:16	17	7:57	10:34	2884:34	314	9:11	-0.42	-1.26
Jun-03	208:33	23	9:04	7:42	2666:24	318	8:23	0.32	-0.81
Jul-03	172:21	17	10:08	8:32	2465:05	312	7:54	0.98	-0.41



Centrex (Parity)									
Date	CLEC Num	CLEC Denc	CLEC Resu	CLEC Std	Qwest Num	Qwest Denc	Qwest Resu	Mod Z Scr	Parity Scr
Aug-02					298:34	12	24:53		
Sep-02					62:19	11	5:40		
Oct-02					247:03	20	12:21		
Nov-02					83:19	7	11:54		
Dec-02					159:40	16	9:59		
Jan-03					156:08	17	9:11		
Feb-03					150:38	13	11:35		
Mar-03					127:06	9	14:07		
Apr-03					149:43	15	9:59		
May-03					61:05	6	10:11		
Jun-03					137:46	20	6:53		
Jul-03					85:28	9	9:30		

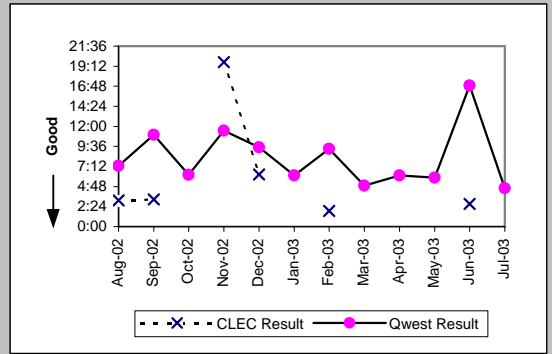


Centrex 21 (Parity)									
Date	CLEC Num	CLEC Denc	CLEC Resu	CLEC Std	Qwest Num	Qwest Denc	Qwest Resu	Mod Z Scr	Parity Scr
Aug-02					72:51	11	6:37		
Sep-02					225:06	24	9:23		
Oct-02					112:40	14	8:03		
Nov-02					176:25	21	8:24		
Dec-02					96:45	15	6:27		
Jan-03					123:51	19	6:31		
Feb-03	3:27	1	3:27		83:07	15	5:32	-0.43	-1.26
Mar-03					121:44	15	8:07		
Apr-03					48:25	12	4:02		
May-03					216:48	21	10:19		
Jun-03					164:33	25	6:35		
Jul-03					177:47	19	9:21		

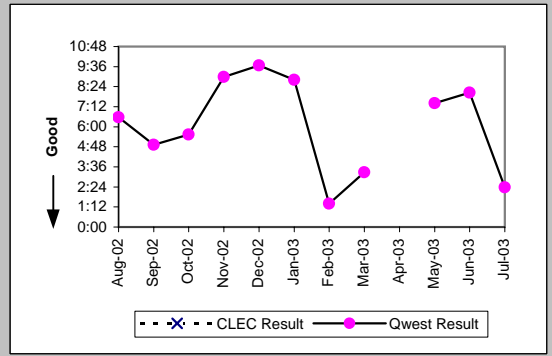


MR-6B - Mean Time to Restore (Hours:Minutes) - Dispatches outside MSAs

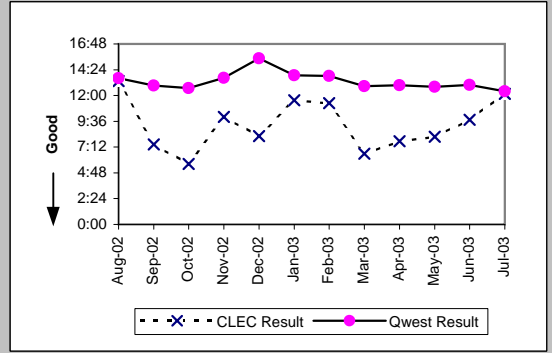
PBX (Parity)									
Date	CLEC Num	CLEC Denc	CLEC Resu	CLEC Std	Qwest Num	Qwest Denc	Qwest Resu	Mod Z Scr	Parity Scr
Aug-02	6:16	2	3:08	1:02	50:50	7	7:16	-1.15	-1.7
Sep-02	6:31	2	3:15	0:21	76:57	7	11:00	-0.93	-1.56
Oct-02					24:48	4	6:12		
Nov-02	19:42	1	19:42		68:59	6	11:30	1.05	-0.36
Dec-02	6:14	1	6:14		57:07	6	9:31	-0.29	-1.18
Jan-03					30:35	5	6:07		
Feb-03	1:52	1	1:52		93:00	10	9:18	-0.53	-1.32
Mar-03					73:38	15	4:55		
Apr-03					30:35	5	6:07		
May-03					134:39	23	5:51		
Jun-03	5:27	2	2:44	1:30	67:32	4	16:53	-0.89	-1.54
Jul-03					13:46	3	4:35		



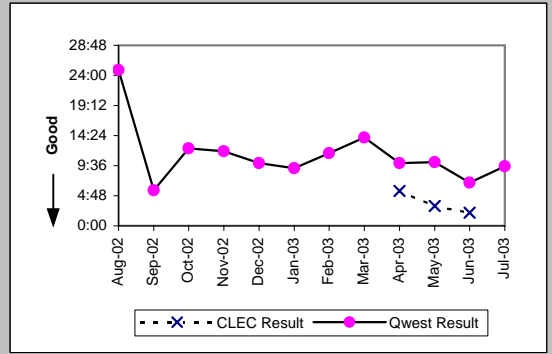
Basic Rate ISDN (Parity)									
Date	CLEC Num	CLEC Denc	CLEC Resu	CLEC Std	Qwest Num	Qwest Denc	Qwest Resu	Mod Z Scr	Parity Scr
Aug-02					39:22	6	6:34		
Sep-02					49:08	10	4:55		
Oct-02					5:32	1	5:32		
Nov-02					35:55	4	8:59		
Dec-02					87:04	9	9:40		
Jan-03					17:37	2	8:49		
Feb-03					5:34	4	1:24		
Mar-03					13:08	4	3:17		
Apr-03									
May-03					51:55	7	7:25		
Jun-03					8:02	1	8:02		
Jul-03					11:48	5	2:22		



UNE - P (POTS) (Parity)									
Date	CLEC Num	CLEC Denc	CLEC Resu	CLEC Std	Qwest Num	Qwest Denc	Qwest Resu	Mod Z Scr	Parity Scr
Aug-02	253:16	19	13:20	23:02	37706:26	2768	13:37	-0.1	-1.06
Sep-02	141:37	19	7:27	7:34	35854:31	2775	12:55	-1.82	-2.1
Oct-02	89:48	16	5:37	6:26	33847:40	2664	12:42	-2.08	-2.26
Nov-02	190:20	19	10:01	8:17	38831:33	2849	13:38	-1.21	-1.74
Dec-02	164:40	20	8:14	8:20	55736:25	3604	15:28	-2.07	-2.26
Jan-03	346:43	30	11:33	11:51	50478:37	3639	13:52	-1.05	-1.64
Feb-03	225:30	20	11:17	12:14	38308:41	2769	13:50	-0.76	-1.46
Mar-03	138:11	21	6:35	6:43	39602:48	3079	12:52	-2.26	-2.38
Apr-03	208:52	27	7:44	7:19	37557:08	2895	12:58	-1.88	-2.14
May-03	236:16	29	8:09	7:26	35468:04	2767	12:49	-2.36	-2.44
Jun-03	175:05	18	9:44	8:30	36003:54	2768	13:00	-1.01	-1.61
Jul-03	340:14	28	12:09	9:55	38559:05	3112	12:23	-0.11	-1.07

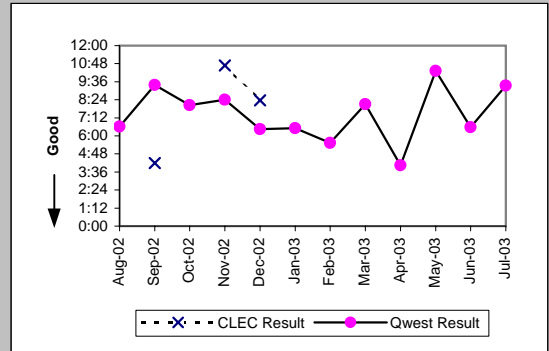


UNE P (Centrex) (Parity)									
Date	CLEC Num	CLEC Denc	CLEC Resu	CLEC Std	Qwest Num	Qwest Denc	Qwest Resu	Mod Z Scr	Parity Scr
Aug-02					298:34	12	24:53		
Sep-02					62:19	11	5:40		
Oct-02					247:03	20	12:21		
Nov-02					83:19	7	11:54		
Dec-02					159:40	16	9:59		
Jan-03					156:08	17	9:11		
Feb-03					150:38	13	11:35		
Mar-03					127:06	9	14:07		
Apr-03	27:43	5	5:33	6:21	149:43	15	9:59	-0.91	-1.55
May-03	3:11	1	3:11		61:05	6	10:11	-0.65	-1.4
Jun-03	2:06	1	2:06		137:46	20	6:53	-0.72	-1.44
Jul-03					85:28	9	9:30		

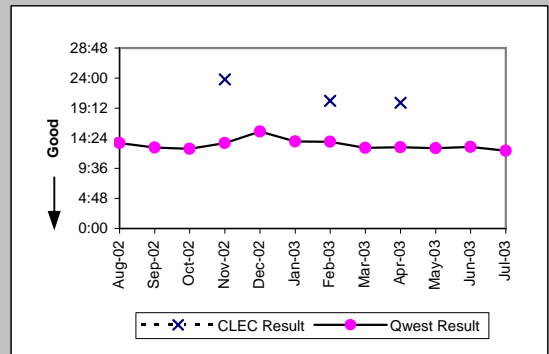


MR-6B - Mean Time to Restore (Hours:Minutes) - Dispatches outside MSAs

UNE P (Centrex 21) (Parity)									
Date	CLEC Num	CLEC Denc	CLEC Resu	CLEC Std	Qwest Num	Qwest Denc	Qwest Resu	Mod Z Scr	Parity Scr
Aug-02					72:51	11	6:37		
Sep-02	4:11	1	4:11		225:06	24	9:23	-0.53	-1.32
Oct-02					112:40	14	8:03		
Nov-02	21:22	2	10:41	9:47	176:25	21	8:24	0.87	-0.47
Dec-02	8:22	1	8:22		96:45	15	6:27	0.96	-0.42
Jan-03					123:51	19	6:31		
Feb-03					83:07	15	5:32		
Mar-03					121:44	15	8:07		
Apr-03					48:25	12	4:02		
May-03					216:48	21	10:19		
Jun-03					164:33	25	6:35		
Jul-03					177:47	19	9:21		

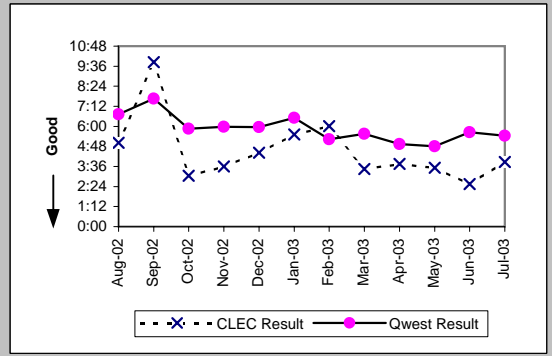


Line Sharing (Parity)									
Date	CLEC Num	CLEC Denc	CLEC Resu	CLEC Std	Qwest Num	Qwest Denc	Qwest Resu	Mod Z Scr	Parity Scr
Aug-02					37706:26	2768	13:37		
Sep-02					35854:31	2775	12:55		
Oct-02					33847:40	2664	12:42		
Nov-02	47:37	2	23:49	1:03	38831:33	2849	13:38	1.39	-0.15
Dec-02					55736:25	3604	15:28		
Jan-03					50478:37	3639	13:52		
Feb-03	61:03	3	20:21	1:08	38308:41	2769	13:50	1.02	-0.38
Mar-03					39602:48	3079	12:52		
Apr-03	20:03	1	20:03		37557:08	2895	12:58	0.69	-0.58
May-03					35468:04	2767	12:49		
Jun-03					36003:54	2768	13:00		
Jul-03					38559:05	3112	12:23		

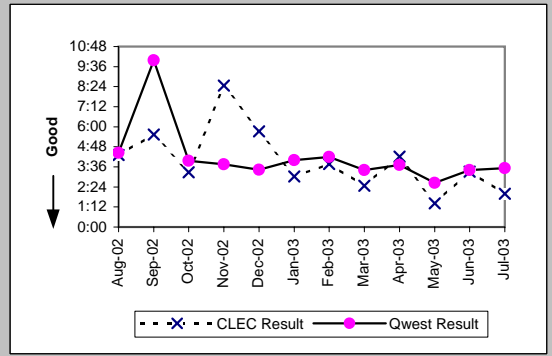


MR-6C - Mean Time to Restore (Hours:Minutes) - No dispatches

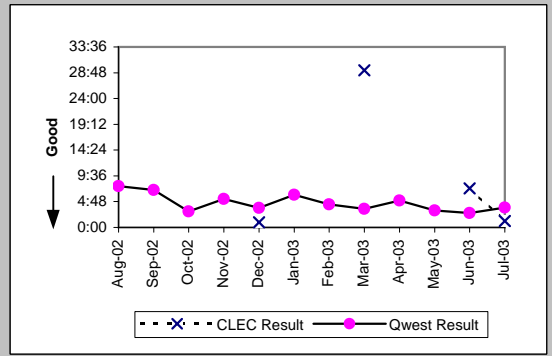
Residence (Parity)									
Date	CLEC Num	CLEC Denc	CLEC Resu	CLEC Std E	Qwest Num	Qwest Denc	Qwest Resu	Mod Z Scr	Parity Scr
Aug-02	175:34	35	5:01	7:17	30016:46	4472	6:43	-1.06	-1.64
Sep-02	295:40	30	9:51	17:06	30141:08	3934	7:40	1.08	-0.35
Oct-02	97:44	32	3:03	4:48	23848:12	4065	5:52	-2.05	-2.25
Nov-02	79:01	22	3:36	4:52	21793:28	3638	5:59	-1.23	-1.75
Dec-02	110:13	25	4:25	6:24	19964:52	3359	5:57	-0.86	-1.52
Jan-03	160:13	29	5:31	7:42	22977:05	3524	6:31	-0.6	-1.36
Feb-03	186:22	31	6:01	10:05	16937:16	3240	5:14	0.69	-0.58
Mar-03	221:07	64	3:27	5:31	18613:06	3355	5:33	-1.88	-2.14
Apr-03	236:35	63	3:45	7:24	15083:25	3051	4:57	-1.25	-1.76
May-03	238:58	68	3:31	5:29	13963:04	2906	4:48	-1.45	-1.88
Jun-03	124:39	49	2:33	4:10	16455:29	2915	5:39	-2.73	-2.66
Jul-03	367:27	95	3:52	6:47	17902:36	3299	5:26	-1.9	-2.16



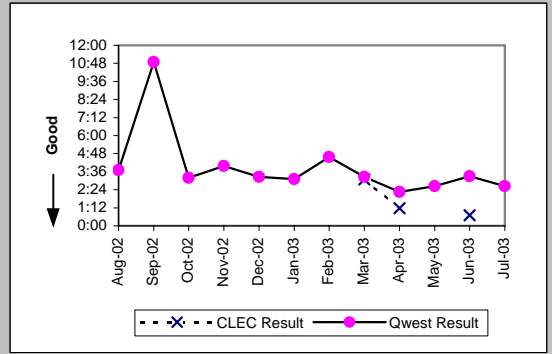
Business (Parity)									
Date	CLEC Num	CLEC Denc	CLEC Resu	CLEC Std E	Qwest Num	Qwest Denc	Qwest Resu	Mod Z Scr	Parity Scr
Aug-02	219:47	51	4:19	6:01	3140:35	705	4:27	-0.09	-1.06
Sep-02	232:13	42	5:32	15:04	8011:27	803	9:59	-1.41	-1.85
Oct-02	121:19	37	3:17	4:40	2641:58	665	3:58	-0.54	-1.33
Nov-02	313:01	37	8:28	22:01	2296:05	612	3:45	2.41	0.46
Dec-02	200:49	35	5:44	7:23	1808:55	527	3:26	2.05	0.25
Jan-03	96:29	32	3:01	4:28	2471:07	617	4:00	-0.72	-1.44
Feb-03	135:27	36	3:46	4:29	2578:37	615	4:12	-0.38	-1.23
Mar-03	81:19	33	2:28	4:20	1775:50	523	3:24	-0.64	-1.39
Apr-03	164:18	39	4:13	5:57	2096:07	564	3:43	0.54	-0.67
May-03	43:41	31	1:25	1:31	1383:52	525	2:38	-1.52	-1.92
Jun-03	119:15	36	3:19	6:17	1737:19	508	3:25	-0.11	-1.07
Jul-03	81:23	41	1:59	2:57	1925:59	548	3:31	-1.49	-1.91



Centrex (Parity)									
Date	CLEC Num	CLEC Denc	CLEC Resu	CLEC Std E	Qwest Num	Qwest Denc	Qwest Resu	Mod Z Scr	Parity Scr
Aug-02					892:40	116	7:42		
Sep-02					891:01	128	6:58		
Oct-02					273:37	92	2:58		
Nov-02					532:02	100	5:19		
Dec-02	0:58	1	0:58		326:13	90	3:37	-0.47	-1.28
Jan-03					611:56	101	6:04		
Feb-03					447:43	105	4:16		
Mar-03	29:14	1	29:14		265:05	76	3:29	2.41	0.46
Apr-03					504:11	101	5:00		
May-03					233:47	74	3:10		
Jun-03	14:31	2	7:16	10:07	202:24	75	2:42	1.47	-0.11
Jul-03	4:48	4	1:12	1:06	325:26	88	3:42	-0.86	-1.52

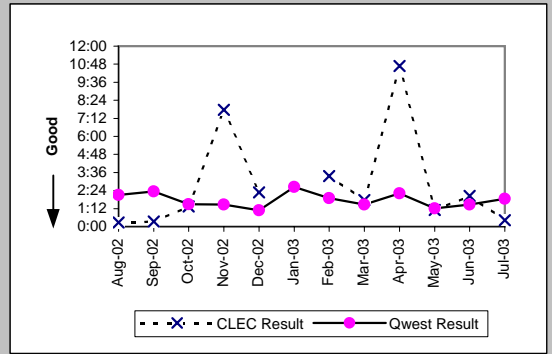


Centrex 21 (Parity)									
Date	CLEC Num	CLEC Denc	CLEC Resu	CLEC Std E	Qwest Num	Qwest Denc	Qwest Resu	Mod Z Scr	Parity Scr
Aug-02					474:38	128	3:42		
Sep-02					1567:27	144	10:53		
Oct-02					306:33	96	3:12		
Nov-02					327:02	82	3:59		
Dec-02					220:55	68	3:15		
Jan-03					269:20	87	3:06		
Feb-03					419:52	92	4:34		
Mar-03	6:10	2	3:05	0:45	233:47	72	3:15	-0.03	-1.02
Apr-03	3:30	3	1:10	0:10	213:34	95	2:15	-0.54	-1.33
May-03					254:46	97	2:38		
Jun-03	0:42	1	0:42		312:45	95	3:18	-0.44	-1.27
Jul-03					245:33	93	2:38		

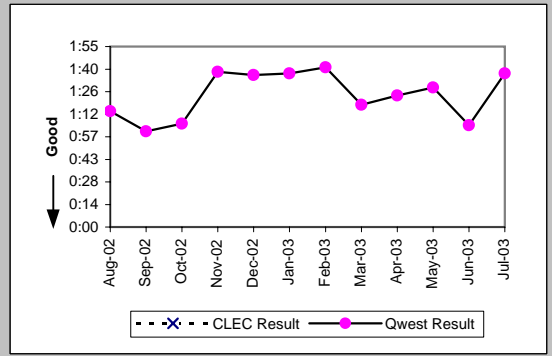


MR-6C - Mean Time to Restore (Hours:Minutes) - No dispatches

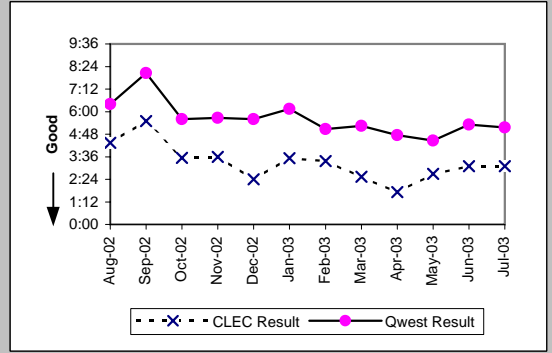
PBX (Parity)									
Date	CLEC Num	CLEC Denc	CLEC Resu	CLEC Std I	Qwest Num	Qwest Denc	Qwest Resu	Mod Z Scr	Parity Scr
Aug-02	0:35	2	0:17	0:01	235:41	112	2:06	-0.68	-1.42
Sep-02	1:19	4	0:20	0:18	254:27	108	2:21	-0.77	-1.47
Oct-02	4:03	3	1:21	0:52	88:39	60	1:29	-0.09	-1.06
Nov-02	23:17	3	7:46	11:43	118:48	81	1:28	2.26	0.37
Dec-02	2:16	1	2:16		95:42	88	1:05	1.13	-0.32
Jan-03					194:53	74	2:38		
Feb-03	3:22	1	3:22		127:39	68	1:53	1.12	-0.32
Mar-03	3:31	2	1:46	0:18	115:56	79	1:28	0.36	-0.78
Apr-03	21:23	2	10:41	10:37	132:53	60	2:13	1.75	0.06
May-03	2:15	2	1:07	0:37	79:27	65	1:13	-0.09	-1.06
Jun-03	8:14	4	2:03	0:29	79:08	54	1:28	1.06	-0.35
Jul-03	0:50	2	0:25	0:31	101:53	55	1:51	-0.61	-1.37



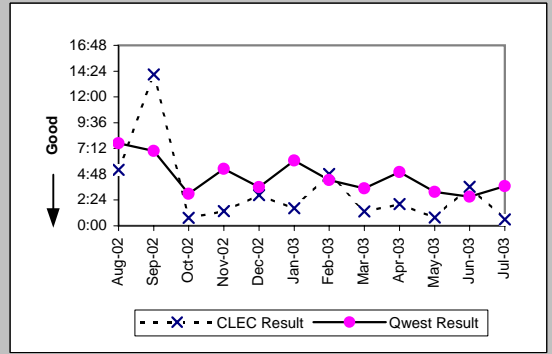
Basic Rate ISDN (Parity)									
Date	CLEC Num	CLEC Denc	CLEC Resu	CLEC Std I	Qwest Num	Qwest Denc	Qwest Resu	Mod Z Scr	Parity Scr
Aug-02					155:57	127	1:14		
Sep-02					100:53	99	1:01		
Oct-02					90:15	82	1:06		
Nov-02					166:36	101	1:39		
Dec-02					180:55	112	1:37		
Jan-03					199:06	122	1:38		
Feb-03					243:45	143	1:42		
Mar-03					183:28	142	1:18		
Apr-03					167:24	120	1:24		
May-03					151:18	102	1:29		
Jun-03					107:19	99	1:05		
Jul-03					138:54	85	1:38		



UNE - P (POTS) (Parity)									
Date	CLEC Num	CLEC Denc	CLEC Resu	CLEC Std I	Qwest Num	Qwest Denc	Qwest Resu	Mod Z Scr	Parity Scr
Aug-02	333:13	77	4:20	7:34	33157:21	5177	6:24	-1.87	-2.14
Sep-02	346:53	63	5:30	12:28	38152:35	4737	8:03	-1.47	-1.89
Oct-02	211:53	60	3:32	9:31	26490:10	4730	5:36	-2.06	-2.25
Nov-02	236:51	66	3:35	5:20	24089:33	4250	5:40	-1.86	-2.13
Dec-02	120:17	50	2:24	5:05	21773:47	3886	5:36	-2.63	-2.6
Jan-03	214:01	61	3:31	5:56	25448:12	4141	6:09	-2.33	-2.41
Feb-03	228:47	68	3:22	7:28	19515:53	3855	5:04	-1.65	-2
Mar-03	124:25	49	2:32	4:27	20388:56	3878	5:15	-2.15	-2.31
Apr-03	82:04	48	1:43	2:32	17179:32	3615	4:45	-2.85	-2.73
May-03	209:46	78	2:41	5:28	15346:56	3431	4:28	-2.24	-2.36
Jun-03	149:11	48	3:06	5:11	18192:48	3423	5:19	-1.99	-2.21
Jul-03	189:35	61	3:06	5:04	19828:35	3847	5:09	-2.06	-2.25

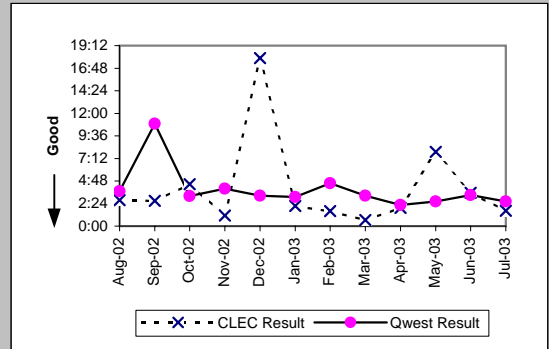


UNE P (Centrex) (Parity)									
Date	CLEC Num	CLEC Denc	CLEC Resu	CLEC Std I	Qwest Num	Qwest Denc	Qwest Resu	Mod Z Scr	Parity Scr
Aug-02	93:36	18	5:12	14:26	892:40	116	7:42	-0.44	-1.27
Sep-02	183:11	13	14:05	20:44	891:01	128	6:58	1.19	-0.28
Oct-02	8:53	12	0:44	0:42	273:37	92	2:58	-1.2	-1.73
Nov-02	11:00	8	1:22	2:18	532:02	100	5:19	-0.54	-1.33
Dec-02	19:57	7	2:51	2:52	326:13	90	3:37	-0.35	-1.21
Jan-03	21:10	13	1:38	2:29	611:56	101	6:04	-0.74	-1.45
Feb-03	43:22	9	4:49	6:23	447:43	105	4:16	0.33	-0.8
Mar-03	10:43	8	1:20	2:17	265:05	76	3:29	-1.08	-1.66
Apr-03	24:22	12	2:02	1:31	504:11	101	5:00	-0.52	-1.32
May-03	8:26	11	0:46	0:48	233:47	74	3:10	-1.4	-1.85
Jun-03	21:50	6	3:38	6:37	202:24	75	2:42	0.79	-0.52
Jul-03	2:25	4	0:36	0:33	325:26	88	3:42	-1.06	-1.64

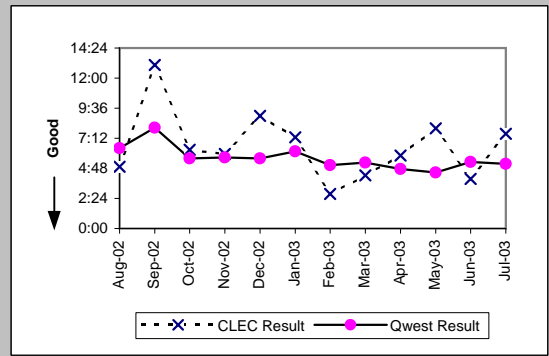


MR-6C - Mean Time to Restore (Hours:Minutes) - No dispatches

UNE P (Centrex 21) (Parity)										
Date	CLEC Num	CLEC Denc	CLEC Resu	CLEC Std	Qwest Num	Qwest Denc	Qwest Resu	Mod Z Scr	Parity Scr	
Aug-02	10:59	4	2:45	2:46	474:38	128	3:42	-0.32	-1.19	
Sep-02	24:05	9	2:41	4:12	1567:27	144	10:53	-1.21	-1.74	
Oct-02	22:22	5	4:28	5:43	306:33	96	3:12	0.43	-0.74	
Nov-02	5:39	5	1:08	1:37	327:02	82	3:59	-1.05	-1.64	
Dec-02	107:18	6	17:53	34:31	220:55	68	3:15	2.2	0.34	
Jan-03	8:34	4	2:08	2:16	269:20	87	3:06	-0.36	-1.22	
Feb-03	14:19	9	1:35	1:43	419:52	92	4:34	-1.36	-1.83	
Mar-03	5:49	9	0:39	0:39	233:47	72	3:15	-0.81	-1.5	
Apr-03	5:51	3	1:57	1:05	213:34	95	2:15	-0.15	-1.09	
May-03	63:14	8	7:54	9:15	254:46	97	2:38	1.64	0	
Jun-03	17:40	5	3:32	6:16	312:45	95	3:18	0.13	-0.92	
Jul-03	11:26	7	1:38	1:24	245:33	93	2:38	-0.58	-1.35	

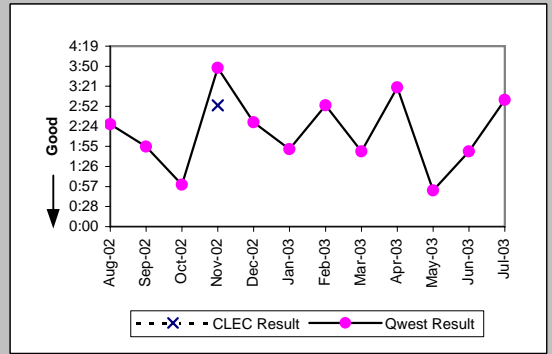


Line Sharing (Parity)										
Date	CLEC Num	CLEC Denc	CLEC Resu	CLEC Std	Qwest Num	Qwest Denc	Qwest Resu	Mod Z Scr	Parity Scr	
Aug-02	49:07	10	4:55	8:07	33157:21	5177	6:24	-0.49	-1.3	
Sep-02	104:26	8	13:03	9:19	38152:35	4737	8:03	1.1	-0.33	
Oct-02	175:55	28	6:17	6:39	26490:10	4730	5:36	0.56	-0.66	
Nov-02	160:38	27	5:57	7:28	24089:33	4250	5:40	0.33	-0.8	
Dec-02	242:50	27	9:00	15:01	21773:47	3886	5:36	1.9	0.15	
Jan-03	204:09	28	7:17	13:53	25448:12	4141	6:09	0.75	-0.54	
Feb-03	66:30	24	2:46	3:42	19515:53	3855	5:04	-1.33	-1.81	
Mar-03	84:47	20	4:14	5:18	20388:56	3878	5:15	-0.52	-1.31	
Apr-03	93:06	16	5:49	8:00	17179:32	3615	4:45	0.66	-0.6	
May-03	176:11	22	8:00	16:01	15346:56	3431	4:28	2.23	0.35	
Jun-03	39:36	10	3:58	5:43	18192:48	3423	5:19	-0.56	-1.34	
Jul-03	151:02	20	7:33	10:51	19828:35	3847	5:09	1.35	-0.18	

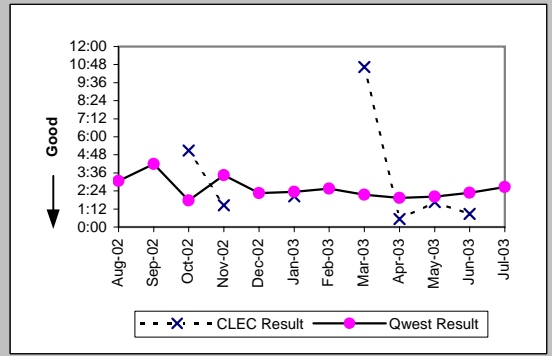


MR-6D - Mean Time to Restore (Hours:Minutes) - Interval Zone One

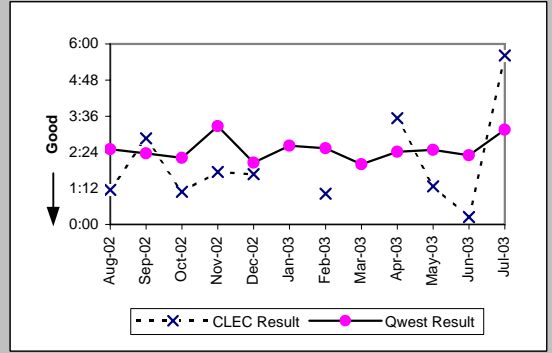
ISDN Primary (Parity)									
Date	CLEC Num	CLEC Denc	CLEC Resu	CLEC Std	Qwest Num	Qwest Denc	Qwest Resu	Mod Z Scr	Parity Scr
Aug-02					46:34	19	2:27		
Sep-02					49:53	26	1:55		
Oct-02					12:59	13	1:00		
Nov-02	2:54	1	2:54		79:56	21	3:48	-0.08	-1.05
Dec-02					59:53	24	2:30		
Jan-03					29:35	16	1:51		
Feb-03					57:59	20	2:54		
Mar-03					37:39	21	1:48		
Apr-03					56:35	17	3:20		
May-03					22:39	26	0:52		
Jun-03					30:33	17	1:48		
Jul-03					84:47	28	3:02		



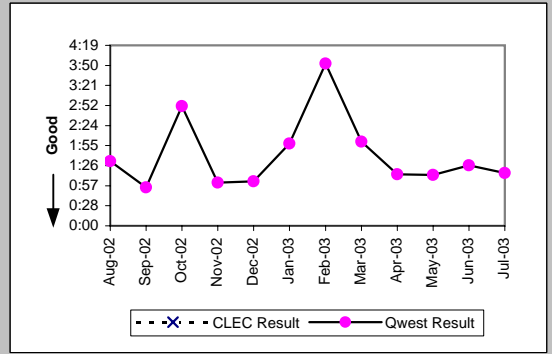
DS0 (Parity)									
Date	CLEC Num	CLEC Denc	CLEC Resu	CLEC Std	Qwest Num	Qwest Denc	Qwest Resu	Mod Z Scr	Parity Scr
Aug-02					1372:41	448	3:04		
Sep-02					2024:44	482	4:12		
Oct-02	5:05	1	5:05		596:19	336	1:46	1.52	-0.07
Nov-02	1:27	1	1:27		1284:34	373	3:27	-0.27	-1.16
Dec-02					901:43	400	2:15		
Jan-03	4:04	2	2:02	0:07	772:45	329	2:21	-0.13	-1.08
Feb-03					913:14	357	2:33		
Mar-03	31:55	3	10:38	13:17	720:31	334	2:09	2.51	0.53
Apr-03	0:32	1	0:32		559:11	290	1:56	-0.64	-1.39
May-03	3:20	2	1:40	1:11	590:48	293	2:01	-0.17	-1.11
Jun-03	1:44	2	0:52	0:18	779:49	343	2:16	-0.69	-1.42
Jul-03					804:51	304	2:39		



DS1 (Parity)									
Date	CLEC Num	CLEC Denc	CLEC Resu	CLEC Std	Qwest Num	Qwest Denc	Qwest Resu	Mod Z Scr	Parity Scr
Aug-02	4:35	4	1:09	0:48	1153:29	460	2:30	-0.85	-1.51
Sep-02	8:35	3	2:52	2:47	1089:21	459	2:22	0.52	-0.68
Oct-02	5:24	5	1:05	1:32	767:16	346	2:13	-0.88	-1.54
Nov-02	6:58	4	1:45	0:50	1506:10	461	3:16	-0.45	-1.27
Dec-02	13:18	8	1:40	0:55	960:31	469	2:03	-0.47	-1.29
Jan-03					1022:42	392	2:37		
Feb-03	1:01	1	1:01		1014:21	400	2:32	-0.64	-1.39
Mar-03					749:36	376	2:00		
Apr-03	24:47	7	3:32	5:24	889:31	368	2:25	1.22	-0.26
May-03	1:16	1	1:16		836:01	336	2:29	-0.48	-1.29
Jun-03	0:15	1	0:15		1003:03	435	2:18	-0.8	-1.49
Jul-03	28:03	5	5:37	4:00	1241:46	395	3:09	1.42	-0.14



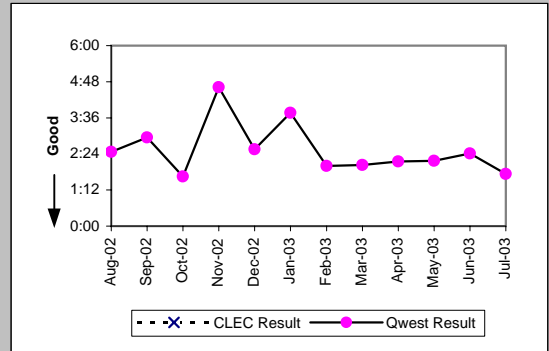
DS3 (Parity)									
Date	CLEC Num	CLEC Denc	CLEC Resu	CLEC Std	Qwest Num	Qwest Denc	Qwest Resu	Mod Z Scr	Parity Scr
Aug-02					37:07	24	1:33		
Sep-02					12:53	14	0:55		
Oct-02					42:53	15	2:52		
Nov-02					7:15	7	1:02		
Dec-02					9:34	9	1:04		
Jan-03					27:38	14	1:58		
Feb-03					50:23	13	3:53		
Mar-03					22:06	11	2:01		
Apr-03					35:55	29	1:14		
May-03					18:20	15	1:13		
Jun-03					15:59	11	1:27		
Jul-03					24:05	19	1:16		



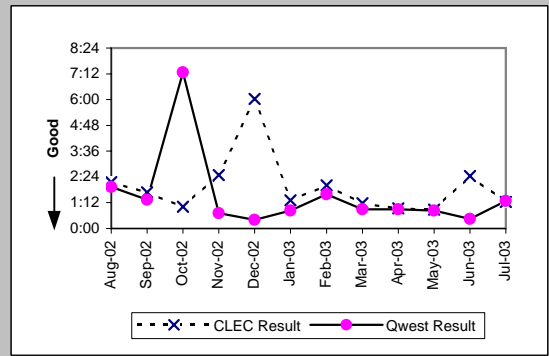


MR-6D - Mean Time to Restore (Hours:Minutes) - Interval Zone One

Frame Relay (Parity)									
Date	CLEC Num	CLEC Denc	CLEC Resu	CLEC Std	Qwest Num	Qwest Denc	Qwest Resu	Mod Z Scr	Parity Scr
Aug-02					309:57	126	2:28		
Sep-02					327:00	111	2:57		
Oct-02					144:06	87	1:39		
Nov-02					448:35	97	4:37		
Dec-02					228:48	90	2:33		
Jan-03					354:22	94	3:46		
Feb-03					121:56	61	2:00		
Mar-03					126:26	62	2:02		
Apr-03					183:13	85	2:09		
May-03					171:10	79	2:10		
Jun-03					205:28	85	2:25		
Jul-03					128:06	74	1:44		

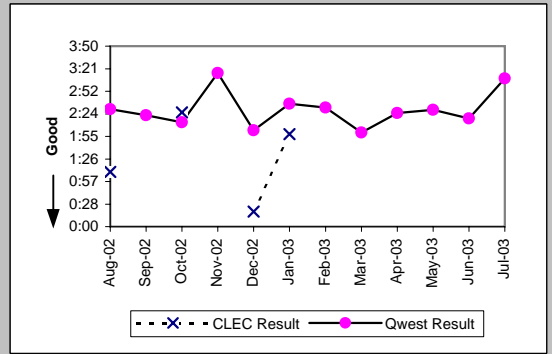


LIS Trunk (Parity)									
Date	CLEC Num	CLEC Denc	CLEC Resu	CLEC Std	Qwest Num	Qwest Denc	Qwest Resu	Mod Z Scr	Parity Scr
Aug-02	15:12	7	2:10	1:59	19:17	10	1:56	0.32	-0.8
Sep-02	16:52	10	1:41	2:41	16:01	12	1:20	0.36	-0.78
Oct-02	8:05	8	1:01	0:42	29:04	4	7:16	-1.17	-1.71
Nov-02	14:57	6	2:29	2:15	2:08	3	0:43	1.77	0.08
Dec-02	54:20	9	6:02	15:14	0:24	1	0:24		
Jan-03	3:57	3	1:19	1:42	10:55	13	0:50	1.3	-0.21
Feb-03	68:22	34	2:01	2:59	12:48	8	1:36	0.39	-0.76
Mar-03	20:02	17	1:11	1:24	5:27	6	0:54	0.54	-0.67
Apr-03	10:19	11	0:56	0:38	4:29	5	0:54	0.25	-0.85
May-03	14:15	16	0:53	0:49	7:27	9	0:50	0.32	-0.81
Jun-03	14:40	6	2:27	0:37	2:14	5	0:27	2.88	0.75
Jul-03	13:39	11	1:14	2:21	6:23	5	1:17	-0.05	-1.03

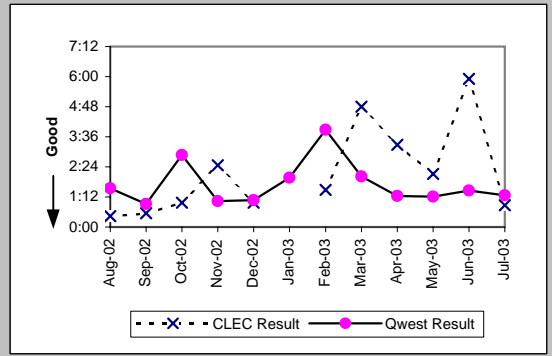


MR-6D - Mean Time to Restore (Hours:Minutes) - Interval Zone One

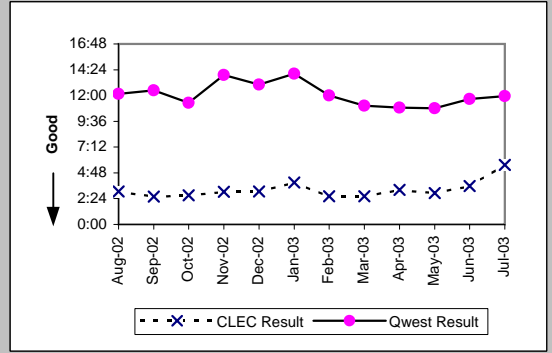
UDIT DS1 (Parity)									
Date	CLEC Num	CLEC Denc	CLEC Resu	CLEC Std I	Qwest Num	Qwest Denc	Qwest Resu	Mod Z Scr	Parity Scr
Aug-02	6:59	6	1:10	0:20	1153:29	460	2:30	-1.02	-1.62
Sep-02					1089:21	459	2:22		
Oct-02	2:26	1	2:26		767:16	346	2:13	0.61	-0.63
Nov-02					1506:10	461	3:16		
Dec-02	0:38	2	0:19	0:17	960:31	469	2:03	-1.06	-1.65
Jan-03	1:58	1	1:58		1022:42	392	2:37	-0.2	-1.12
Feb-03					1014:21	400	2:32		
Mar-03					749:36	376	2:00		
Apr-03					889:31	368	2:25		
May-03					836:01	336	2:29		
Jun-03					1003:03	435	2:18		
Jul-03					1241:46	395	3:09		



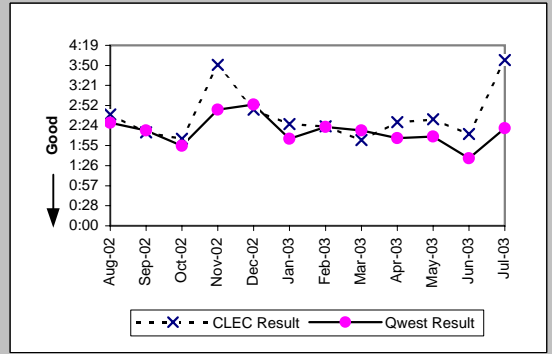
UDIT Above DS1 Level (Parity)									
Date	CLEC Num	CLEC Denc	CLEC Resu	CLEC Std I	Qwest Num	Qwest Denc	Qwest Resu	Mod Z Scr	Parity Scr
Aug-02	0:53	2	0:26	0:29	37:07	24	1:33	-0.88	-1.53
Sep-02	1:40	3	0:33	0:26	12:53	14	0:55	-0.59	-1.36
Oct-02	2:54	3	0:58	0:40	42:53	15	2:52	-0.5	-1.3
Nov-02	4:56	2	2:28	2:34	7:15	7	1:02	0.98	-0.4
Dec-02	0:58	1	0:58		9:34	9	1:04	-0.08	-1.05
Jan-03					27:38	14	1:58		
Feb-03	2:59	2	1:29	0:50	50:23	13	3:53	-0.62	-1.37
Mar-03	14:23	3	4:48	3:54	22:06	11	2:01	1.98	0.2
Apr-03	3:17	1	3:17		35:55	29	1:14	1.1	-0.33
May-03	6:22	3	2:07	1:56	18:20	15	1:13	0.73	-0.56
Jun-03	11:50	2	5:55	6:12	15:59	11	1:27	1.66	0.01
Jul-03	0:52	1	0:52		24:05	19	1:16	-0.37	-1.22



Unbundled Loop Analog (Parity)									
Date	CLEC Num	CLEC Denc	CLEC Resu	CLEC Std I	Qwest Num	Qwest Denc	Qwest Resu	Mod Z Scr	Parity Scr
Aug-02	737:24	241	3:04	2:47	217722:35	17905	12:10	-9.71	-6.9
Sep-02	552:15	212	2:36	2:01	200813:39	16085	12:29	-9.63	-6.86
Oct-02	405:40	150	2:42	3:02	189356:04	16710	11:20	-8.1	-5.93
Nov-02	739:43	244	3:02	2:42	249712:45	17972	13:54	-12.23	-8.44
Dec-02	555:46	181	3:04	2:23	246403:36	18931	13:01	-9.99	-7.07
Jan-03	960:40	246	3:54	3:41	288513:26	20560	14:02	-11.92	-8.25
Feb-03	516:51	196	2:38	2:16	193919:55	16149	12:00	-10.5	-7.38
Mar-03	561:05	215	2:37	2:15	178934:15	16185	11:03	-10.72	-7.52
Apr-03	495:19	154	3:13	4:51	155914:05	14345	10:52	-8.09	-5.92
May-03	581:09	198	2:56	2:46	155716:22	14404	10:49	-9.81	-6.96
Jun-03	752:09	210	3:35	3:30	179774:22	15377	11:41	-10.25	-7.23
Jul-03	1345:07	243	5:32	5:00	190221:44	15950	11:56	-8.14	-5.95

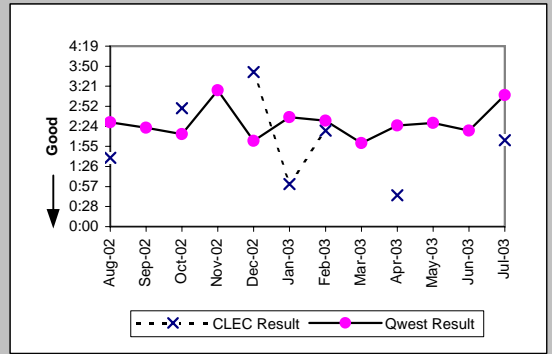


Unbundled Loop - 2 Wire Non-Loaded (Parity)									
Date	CLEC Num	CLEC Denc	CLEC Resu	CLEC Std I	Qwest Num	Qwest Denc	Qwest Resu	Mod Z Scr	Parity Scr
Aug-02	80:00	30	2:40	1:53	498:29	202	2:28	0.34	-0.79
Sep-02	35:38	16	2:14	2:39	361:57	159	2:17	-0.06	-1.04
Oct-02	39:27	19	2:05	1:13	217:39	114	1:55	0.34	-0.8
Nov-02	107:51	28	3:51	5:33	419:22	151	2:47	1.15	-0.3
Dec-02	38:58	14	2:47	1:56	530:40	183	2:54	-0.12	-1.07
Jan-03	63:24	26	2:26	2:15	340:57	164	2:05	0.77	-0.53
Feb-03	38:10	16	2:23	3:02	446:29	189	2:22	0.29	-0.82
Mar-03	28:36	14	2:03	1:40	475:36	208	2:17	-0.26	-1.16
Apr-03	52:13	21	2:29	1:53	304:40	145	2:06	0.6	-0.64
May-03	66:15	26	2:33	1:57	258:43	121	2:08	0.58	-0.65
Jun-03	72:51	33	2:12	1:43	221:49	137	1:37	1.46	-0.11
Jul-03	111:14	28	3:58	5:15	280:29	120	2:20	1.73	0.05

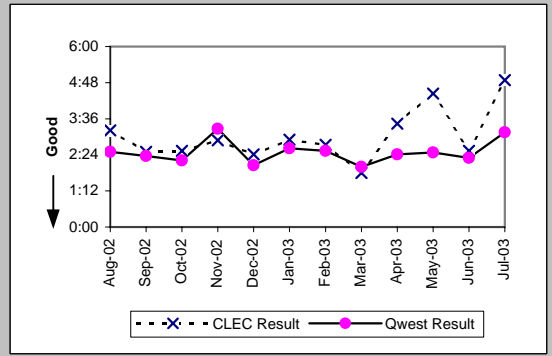


MR-6D - Mean Time to Restore (Hours:Minutes) - Interval Zone One

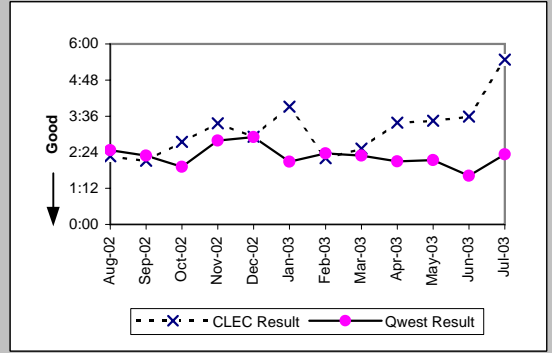
Unbundled Loop - 4 Wire Non-Loaded (Parity)									
Date	CLEC Num	CLEC Denc	CLEC Resu	CLEC Std E	Qwest Num	Qwest Denc	Qwest Resu	Mod Z Scr	Parity Scr
Aug-02	3:17	2	1:39	0:45	1153:29	460	2:30	-0.38	-1.23
Sep-02					1089:21	459	2:22		
Oct-02	5:39	2	2:50	2:43	767:16	346	2:13	0.68	-0.58
Nov-02					1506:10	461	3:16		
Dec-02	3:42	1	3:42		960:31	469	2:03	1.08	-0.34
Jan-03	1:01	1	1:01		1022:42	392	2:37	-0.49	-1.3
Feb-03	4:37	2	2:18	2:22	1014:21	400	2:32	-0.14	-1.08
Mar-03					749:36	376	2:00		
Apr-03	0:45	1	0:45		889:31	368	2:25	-0.64	-1.39
May-03					836:01	336	2:29		
Jun-03					1003:03	435	2:18		
Jul-03	2:04	1	2:04		1241:46	395	3:09	-0.2	-1.12



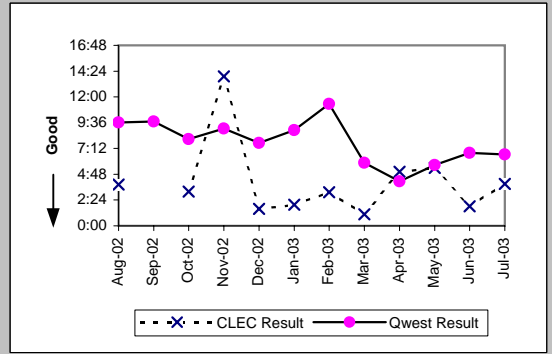
Unbundled Loop - DS1 Capable (Parity)									
Date	CLEC Num	CLEC Denc	CLEC Resu	CLEC Std E	Qwest Num	Qwest Denc	Qwest Resu	Mod Z Scr	Parity Scr
Aug-02	177:20	55	3:13	3:09	1153:29	460	2:30	1.51	-0.08
Sep-02	135:11	54	2:30	2:09	1089:21	459	2:22	0.36	-0.78
Oct-02	109:01	43	2:32	2:21	767:16	346	2:13	0.7	-0.57
Nov-02	146:41	51	2:53	3:25	1506:10	461	3:16	-0.39	-1.24
Dec-02	139:52	58	2:25	2:13	960:31	469	2:03	1.17	-0.29
Jan-03	153:18	53	2:54	2:42	1022:42	392	2:37	0.67	-0.6
Feb-03	158:29	58	2:44	2:48	1014:21	400	2:32	0.66	-0.6
Mar-03	89:48	50	1:48	1:40	749:36	376	2:00	-0.61	-1.37
Apr-03	243:45	71	3:26	3:21	889:31	368	2:25	2.58	0.57
May-03	234:41	53	4:26	5:31	836:01	336	2:29	3.72	1.26
Jun-03	223:22	88	2:32	3:11	1003:03	435	2:18	0.72	-0.56
Jul-03	370:48	76	4:53	9:33	1241:46	395	3:09	1.8	0.09



Unbundled Loop ISDN Capable (Parity)									
Date	CLEC Num	CLEC Denc	CLEC Resu	CLEC Std E	Qwest Num	Qwest Denc	Qwest Resu	Mod Z Scr	Parity Scr
Aug-02	65:43	29	2:16	1:32	498:29	202	2:28	-0.27	-1.17
Sep-02	33:46	16	2:07	1:41	361:57	159	2:17	-0.21	-1.13
Oct-02	87:53	32	2:45	2:44	217:39	114	1:55	1.73	0.05
Nov-02	80:56	24	3:22	2:13	419:22	151	2:47	0.71	-0.57
Dec-02	90:14	31	2:55	1:40	530:40	183	2:54	0.06	-0.96
Jan-03	152:32	39	3:55	2:47	340:57	164	2:05	1.26	-0.23
Feb-03	68:17	31	2:12	1:38	446:29	189	2:22	-0.19	-1.12
Mar-03	58:01	23	2:31	1:51	475:36	208	2:17	0.47	-0.72
Apr-03	94:44	28	3:23	3:42	304:40	145	2:06	1.56	-0.05
May-03	86:18	25	3:27	3:25	258:43	121	2:08	1.45	-0.12
Jun-03	132:20	37	3:35	3:53	221:49	137	1:37	3.72	1.26
Jul-03	115:04	21	5:29	6:14	280:29	120	2:20	2.29	0.39

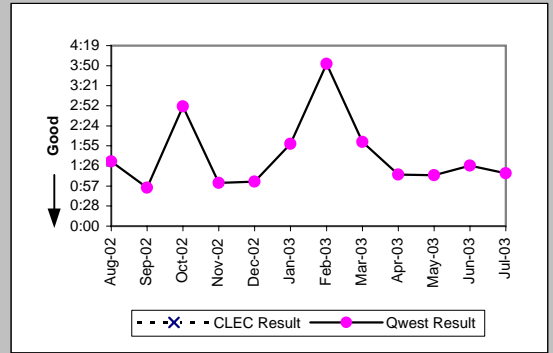


Unbundled Loop - ADSL Qualified (Parity)									
Date	CLEC Num	CLEC Denc	CLEC Resu	CLEC Std E	Qwest Num	Qwest Denc	Qwest Resu	Mod Z Scr	Parity Scr
Aug-02	7:39	2	3:50	0:39	7180:36	747	9:37	-0.31	-1.19
Sep-02					4888:08	503	9:43		
Oct-02	6:23	2	3:12	0:06	2934:46	363	8:05	-0.36	-1.22
Nov-02	13:55	1	13:55		3568:31	394	9:03	0.75	-0.54
Dec-02	3:10	2	1:35	0:51	2991:51	388	7:43	-0.49	-1.3
Jan-03	5:53	3	1:58	1:16	3833:40	431	8:54	-0.31	-1.19
Feb-03	6:16	2	3:08	2:04	4083:44	360	11:21	-0.17	-1.1
Mar-03	1:04	1	1:04		2024:55	345	5:52	-0.41	-1.25
Apr-03	5:02	1	5:02		1760:32	426	4:08	0.87	-0.47
May-03	21:33	4	5:23	3:12	1819:58	322	5:39	-0.04	-1.03
Jun-03	5:28	3	1:49	1:45	10361:39	1525	6:48	-0.64	-1.39
Jul-03	19:33	5	3:55	1:49	11477:34	1727	6:39	-0.41	-1.25

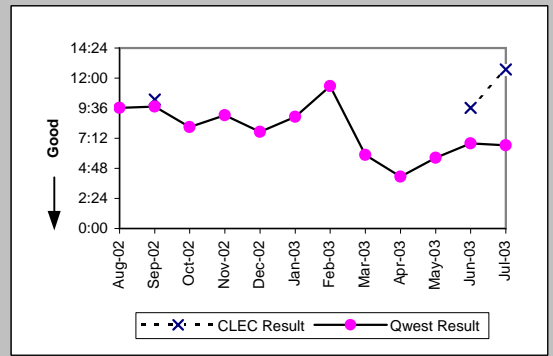


MR-6D - Mean Time to Restore (Hours:Minutes) - Interval Zone One

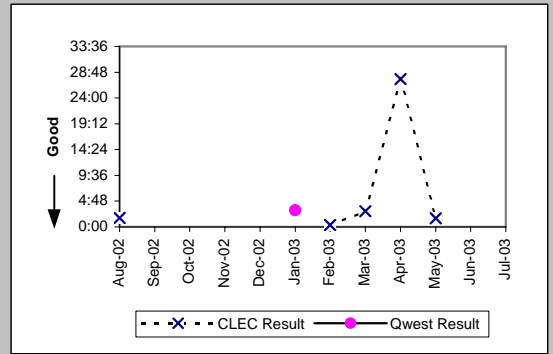
Unbundled Loop - DS3 Capable (Parity)									
Date	CLEC Num	CLEC Dend	CLEC Resu	CLEC Std	Qwest Num	Qwest Dend	Qwest Resu	Mod Z Scr	Parity Scr
Aug-02					37:07	24	1:33		
Sep-02					12:53	14	0:55		
Oct-02					42:53	15	2:52		
Nov-02					7:15	7	1:02		
Dec-02					9:34	9	1:04		
Jan-03					27:38	14	1:58		
Feb-03					50:23	13	3:53		
Mar-03					22:06	11	2:01		
Apr-03					35:55	29	1:14		
May-03					18:20	15	1:13		
Jun-03					15:59	11	1:27		
Jul-03					24:05	19	1:16		



Qwest DSL (Parity)									
Date	CLEC Num	CLEC Dend	CLEC Resu	CLEC Std	Qwest Num	Qwest Dend	Qwest Resu	Mod Z Scr	Parity Scr
Aug-02					7180:36	747	9:37		
Sep-02	20:33	2	10:17	13:44	4888:08	503	9:43	0.49	-0.7
Oct-02					2934:46	363	8:05		
Nov-02					3568:31	394	9:03		
Dec-02					2991:51	388	7:43		
Jan-03					3833:40	431	8:54		
Feb-03					4083:44	360	11:21		
Mar-03					2024:55	345	5:52		
Apr-03					1760:32	426	4:08		
May-03					1819:58	322	5:39		
Jun-03	48:11	5	9:38	13:09	10361:39	1525	6:48	0.65	-0.6
Jul-03	25:24	2	12:42	15:31	11477:34	1727	6:39	1.05	-0.36

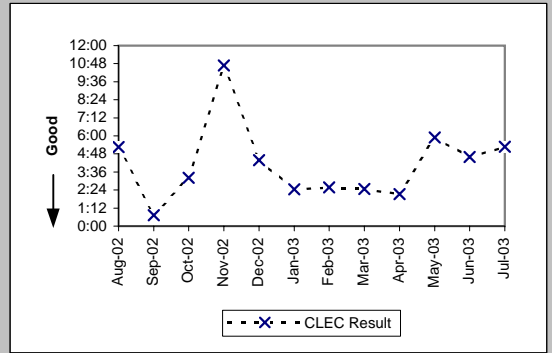


E911 (Parity)									
Date	CLEC Num	CLEC Dend	CLEC Resu	CLEC Std	Qwest Num	Qwest Dend	Qwest Resu	Mod Z Scr	Parity Scr
Aug-02	3:20	2	1:40	2:07					
Sep-02									
Oct-02									
Nov-02									
Dec-02									
Jan-03					3:05	1	3:05		
Feb-03	0:23	1	0:23						
Mar-03	2:54	1	2:54						
Apr-03	27:33	1	27:33						
May-03	1:37	1	1:37						
Jun-03									
Jul-03									



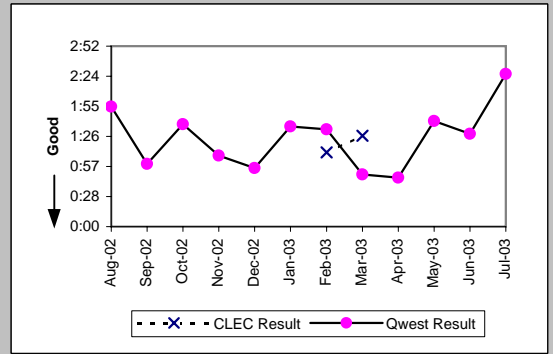
MR-6D - Mean Time to Restore (Hours:Minutes) - Interval Zone One

Enhanced Extended Loops (EELs) (Diagnostic)					
Date	CLEC Num	CLEC Denom	CLEC Result	CLEC Std Dev	
Aug-02	15:45	3	5:15	3:33	
Sep-02	4:26	6	0:44	0:50	
Oct-02	32:13	10	3:13	3:31	
Nov-02	128:18	12	10:41	13:34	
Dec-02	56:54	13	4:23	6:16	
Jan-03	14:43	6	2:27	1:44	
Feb-03	7:45	3	2:35	2:08	
Mar-03	22:12	9	2:28	2:15	
Apr-03	25:39	12	2:08	1:12	
May-03	52:58	9	5:53	12:12	
Jun-03	64:23	14	4:36	4:25	
Jul-03	42:13	8	5:17	4:13	

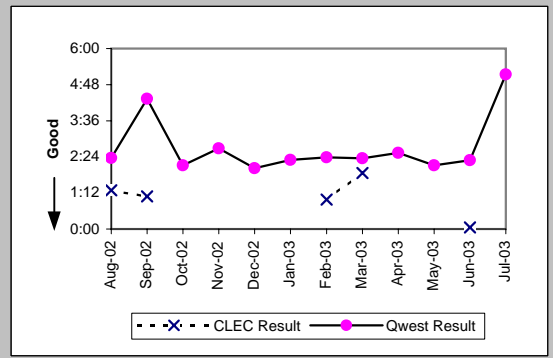


MR-6E - Mean Time to Restore (Hours:Minutes) - Interval Zone Two

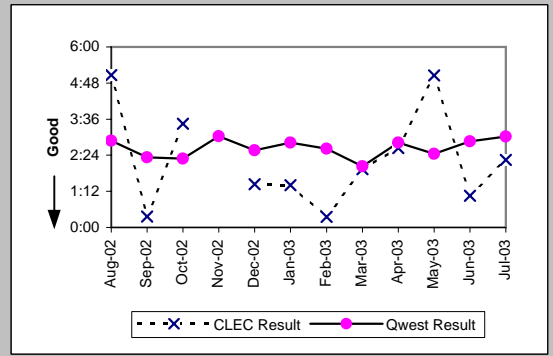
ISDN Primary (Parity)									
Date	CLEC Num	CLEC Denc	CLEC Resu	CLEC Std I	Qwest Num	Qwest Denc	Qwest Resu	Mod Z Scr	Parity Scr
Aug-02					13:23	7	1:55		
Sep-02					17:06	17	1:00		
Oct-02					11:28	7	1:38		
Nov-02					6:46	6	1:08		
Dec-02					9:16	10	0:56		
Jan-03					16:05	10	1:36		
Feb-03	2:21	2	1:11	0:28	15:35	10	1:33	-0.26	-1.16
Mar-03	2:54	2	1:27	1:35	5:47	7	0:50	0.83	-0.49
Apr-03					3:08	4	0:47		
May-03					20:09	12	1:41		
Jun-03					16:16	11	1:29		
Jul-03					36:30	15	2:26		



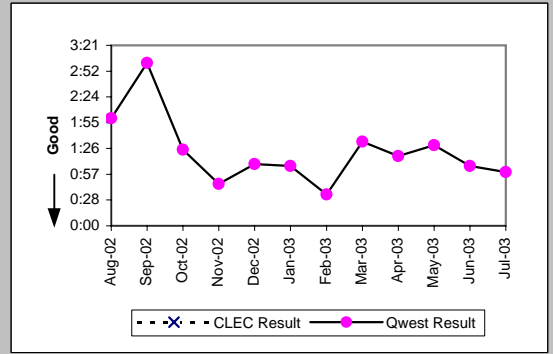
DS0 (Parity)									
Date	CLEC Num	CLEC Denc	CLEC Resu	CLEC Std I	Qwest Num	Qwest Denc	Qwest Resu	Mod Z Scr	Parity Scr
Aug-02	1:17	1	1:17		698:47	295	2:22	-0.24	-1.15
Sep-02	1:05	1	1:05		1289:56	298	4:20	-0.47	-1.29
Oct-02					382:00	181	2:07		
Nov-02					604:40	226	2:41		
Dec-02					546:49	271	2:01		
Jan-03					554:27	241	2:18		
Feb-03	1:59	2	0:59	0:09	562:00	236	2:23	-0.79	-1.48
Mar-03	1:52	1	1:52		506:25	216	2:21	-0.2	-1.12
Apr-03					596:29	235	2:32		
May-03					412:42	195	2:07		
Jun-03	0:03	1	0:03		548:23	240	2:17	-0.75	-1.45
Jul-03					1175:53	229	5:08		



DS1 (Parity)									
Date	CLEC Num	CLEC Denc	CLEC Resu	CLEC Std I	Qwest Num	Qwest Denc	Qwest Resu	Mod Z Scr	Parity Scr
Aug-02	10:07	2	5:04	7:08	882:40	306	2:53	1.03	-0.37
Sep-02	0:22	1	0:22		731:49	314	2:20	-0.66	-1.4
Oct-02	3:27	1	3:27		445:57	195	2:17	0.84	-0.49
Nov-02					739:53	244	3:02		
Dec-02	2:51	2	1:26	0:57	655:33	256	2:34	-0.55	-1.33
Jan-03	4:11	3	1:24	1:08	714:24	254	2:49	-0.69	-1.42
Feb-03	0:21	1	0:21		551:28	211	2:37	-0.81	-1.49
Mar-03	21:18	11	1:56	2:10	452:06	222	2:02	-0.12	-1.07
Apr-03	10:32	4	2:38	4:30	696:43	247	2:49	-0.09	-1.06
May-03	10:05	2	5:03	5:50	495:13	202	2:27	1.39	-0.16
Jun-03	7:19	7	1:03	1:42	664:17	232	2:52	-1.47	-1.89
Jul-03	11:17	5	2:15	1:51	714:56	237	3:01	-0.47	-1.29

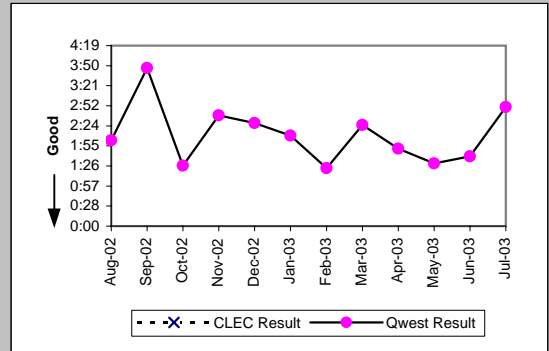


DS3 (Parity)									
Date	CLEC Num	CLEC Denc	CLEC Resu	CLEC Std I	Qwest Num	Qwest Denc	Qwest Resu	Mod Z Scr	Parity Scr
Aug-02					5:59	3	2:00		
Sep-02					12:08	4	3:02		
Oct-02					12:42	9	1:25		
Nov-02					3:08	4	0:47		
Dec-02					1:09	1	1:09		
Jan-03					10:04	9	1:07		
Feb-03					2:20	4	0:35		
Mar-03					7:50	5	1:34		
Apr-03					5:10	4	1:18		
May-03					5:59	4	1:30		
Jun-03					3:22	3	1:07		
Jul-03					4:01	4	1:00		

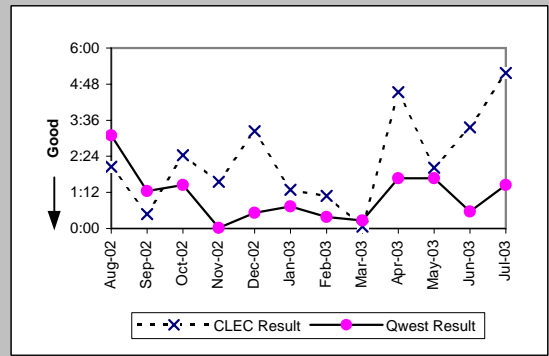


MR-6E - Mean Time to Restore (Hours:Minutes) - Interval Zone Two

Frame Relay (Parity)									
Date	CLEC Num	CLEC Denc	CLEC Resu	CLEC Std	Qwest Num	Qwest Denc	Qwest Resu	Mod Z Scr	Parity Scr
Aug-02					157:49	77	2:03		
Sep-02					241:51	64	3:47		
Oct-02					65:10	45	1:27		
Nov-02					119:17	45	2:39		
Dec-02					167:14	68	2:28		
Jan-03					132:00	61	2:10		
Feb-03					54:15	39	1:23		
Mar-03					115:56	48	2:25		
Apr-03					74:16	40	1:51		
May-03					86:47	58	1:30		
Jun-03					93:21	56	1:40		
Jul-03					156:59	55	2:51		

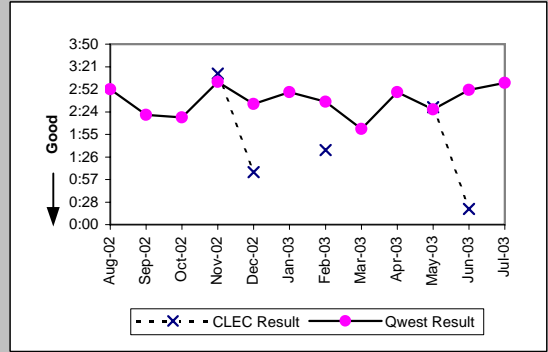


LIS Trunk (Parity)									
Date	CLEC Num	CLEC Denc	CLEC Resu	CLEC Std	Qwest Num	Qwest Denc	Qwest Resu	Mod Z Scr	Parity Scr
Aug-02	4:06	2	2:03	2:43	15:29	5	3:06	-0.25	-1.15
Sep-02	0:29	1	0:29		3:46	3	1:15	-0.84	-1.51
Oct-02	2:26	1	2:26		14:35	10	1:27	0.93	-0.44
Nov-02	4:40	3	1:33	0:09	0:01	1	0:01		
Dec-02	22:38	7	3:14	2:27	1:02	2	0:31	1.07	-0.35
Jan-03	5:07	4	1:17	1:27	0:44	1	0:44		
Feb-03	10:46	10	1:05	1:55	0:47	2	0:23	1.29	-0.21
Mar-03	0:08	2	0:04	0:03	0:33	2	0:16	-1.36	-1.83
Apr-03	4:32	1	4:32		4:59	3	1:40	3.72	1.26
May-03	6:03	3	2:01	1:33	8:19	5	1:40	0.01	-0.99
Jun-03	6:44	2	3:22	3:32	1:08	2	0:34	0.77	-0.53
Jul-03	20:42	4	5:10	6:12	5:46	4	1:27	1.49	-0.09

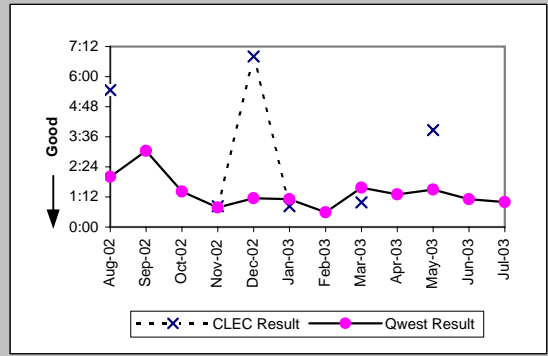


MR-6E - Mean Time to Restore (Hours:Minutes) - Interval Zone Two

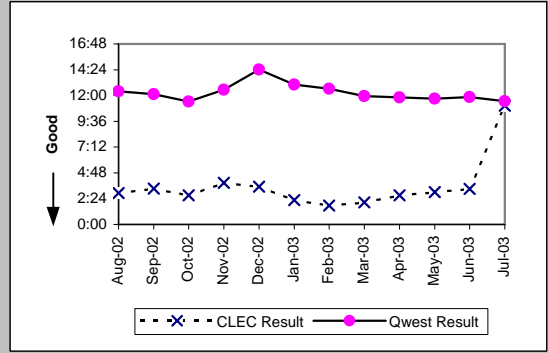
UDIT DS1 (Parity)									
Date	CLEC Num	CLEC Denc	CLEC Resu	CLEC Std I	Qwest Num	Qwest Denc	Qwest Resu	Mod Z Scr	Parity Scr
Aug-02					882:40	306	2:53		
Sep-02					731:49	314	2:20		
Oct-02					445:57	195	2:17		
Nov-02	6:26	2	3:13	4:32	739:53	244	3:02	0.49	-0.7
Dec-02	1:07	1	1:07		655:33	256	2:34	-0.49	-1.3
Jan-03					714:24	254	2:49		
Feb-03	3:10	2	1:35	1:59	551:28	211	2:37	-0.52	-1.31
Mar-03					452:06	222	2:02		
Apr-03					696:43	247	2:49		
May-03	5:00	2	2:30	0:17	495:13	202	2:27	0.36	-0.78
Jun-03	0:20	1	0:20		664:17	232	2:52	-0.78	-1.48
Jul-03					714:56	237	3:01		



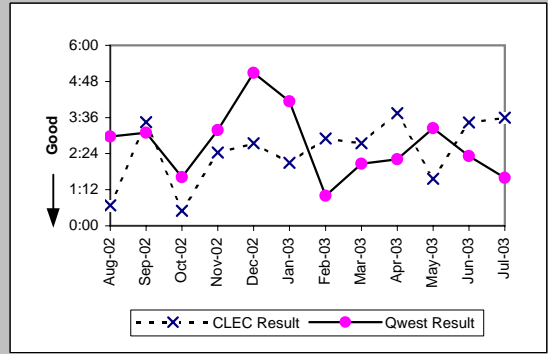
UDIT Above DS1 Level (Parity)									
Date	CLEC Num	CLEC Denc	CLEC Resu	CLEC Std I	Qwest Num	Qwest Denc	Qwest Resu	Mod Z Scr	Parity Scr
Aug-02	5:28	1	5:28		5:59	3	2:00	3.72	1.26
Sep-02					12:08	4	3:02		
Oct-02					12:42	9	1:25		
Nov-02	0:50	1	0:50		3:08	4	0:47	0.35	-0.79
Dec-02	6:48	1	6:48		1:09	1	1:09		
Jan-03	0:50	1	0:50		10:04	9	1:07	-0.28	-1.17
Feb-03					2:20	4	0:35		
Mar-03	1:58	2	0:59	0:18	7:50	5	1:34	-0.56	-1.34
Apr-03					5:10	4	1:18		
May-03	3:52	1	3:52		5:59	4	1:30	3.72	1.26
Jun-03					3:22	3	1:07		
Jul-03					4:01	4	1:00		



Unbundled Loop Analog (Parity)									
Date	CLEC Num	CLEC Denc	CLEC Resu	CLEC Std I	Qwest Num	Qwest Denc	Qwest Resu	Mod Z Scr	Parity Scr
Aug-02	52:52	18	2:56	2:37	42259:44	3407	12:24	-3.19	-2.94
Sep-02	46:56	14	3:21	2:23	40718:32	3357	12:08	-2.54	-2.54
Oct-02	40:32	15	2:42	1:21	37214:58	3248	11:27	-2.59	-2.57
Nov-02	85:36	22	3:53	2:11	42363:33	3375	12:33	-3.13	-2.9
Dec-02	56:17	16	3:31	1:39	60273:46	4180	14:25	-2.85	-2.74
Jan-03	61:18	27	2:16	1:47	54039:25	4151	13:01	-4.63	-3.82
Feb-03	69:06	39	1:46	1:32	41245:23	3266	12:38	-4.57	-3.78
Mar-03	16:24	8	2:03	1:15	43126:44	3608	11:57	-2.21	-2.34
Apr-03	40:25	15	2:42	1:21	41425:04	3505	11:49	-2.54	-2.55
May-03	65:59	22	3:00	1:48	38233:13	3262	11:43	-3.82	-3.32
Jun-03	52:41	16	3:18	1:51	38205:13	3223	11:51	-2.57	-2.56
Jul-03	121:29	11	11:03	11:38	41447:40	3616	11:28	-0.13	-1.08



Unbundled Loop - 2 Wire Non-Loaded (Parity)									
Date	CLEC Num	CLEC Denc	CLEC Resu	CLEC Std I	Qwest Num	Qwest Denc	Qwest Resu	Mod Z Scr	Parity Scr
Aug-02	0:41	1	0:41		65:10	22	2:58	-0.56	-1.34
Sep-02	3:27	1	3:27		65:15	21	3:06	0.51	-0.69
Oct-02	1:00	2	0:30	0:30	16:14	10	1:37	-0.86	-1.52
Nov-02	9:44	4	2:26	1:14	47:42	15	3:11	-0.25	-1.15
Dec-02	10:59	4	2:45	1:58	96:27	19	5:05	-0.4	-1.24
Jan-03	8:23	4	2:06	1:07	53:50	13	4:08	-0.89	-1.54
Feb-03	5:47	2	2:54	1:06	11:01	11	1:00	2.12	0.29
Mar-03	13:46	5	2:45	2:31	20:40	10	2:04	0.63	-0.62
Apr-03	26:12	7	3:45	4:21	28:44	13	2:13	1.03	-0.38
May-03	4:41	3	1:34	1:15	68:24	21	3:15	-0.4	-1.24
Jun-03	10:19	3	3:26	1:53	20:47	9	2:19	0.71	-0.57
Jul-03	21:34	6	3:36	2:33	20:44	13	1:36	1.61	-0.02

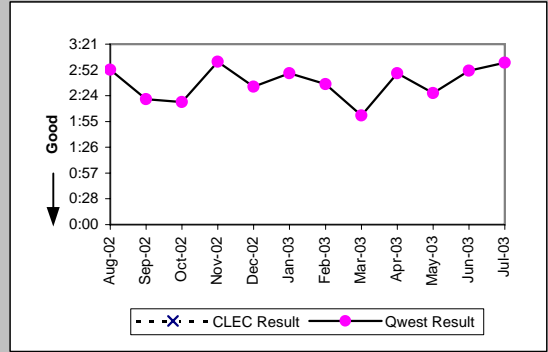




MR-6E - Mean Time to Restore (Hours:Minutes) - Interval Zone Two

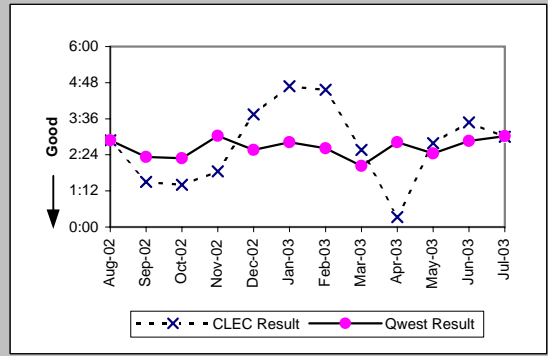
Unbundled Loop - 4 Wire Non-Loaded (Parity)

Date	CLEC Num	CLEC Denc	CLEC Resu	CLEC Std E	Qwest Num	Qwest Denc	Qwest Resu	Mod Z Scr	Parity Scr
Aug-02					882:40	306	2:53		
Sep-02					731:49	314	2:20		
Oct-02					445:57	195	2:17		
Nov-02					739:53	244	3:02		
Dec-02					655:33	256	2:34		
Jan-03					714:24	254	2:49		
Feb-03					551:28	211	2:37		
Mar-03					452:06	222	2:02		
Apr-03					696:43	247	2:49		
May-03					495:13	202	2:27		
Jun-03					664:17	232	2:52		
Jul-03					714:56	237	3:01		



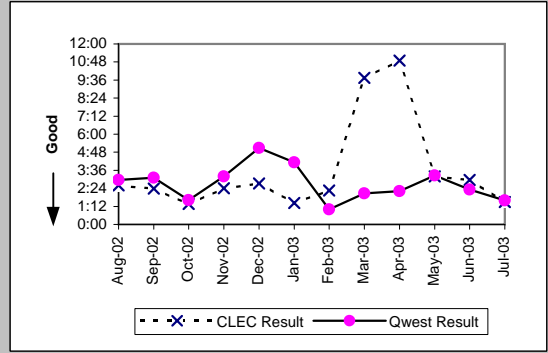
Unbundled Loop - DS1 Capable (Parity)

Date	CLEC Num	CLEC Denc	CLEC Resu	CLEC Std E	Qwest Num	Qwest Denc	Qwest Resu	Mod Z Scr	Parity Scr
Aug-02	34:34	12	2:53	3:35	882:40	306	2:53	0	-1
Sep-02	7:29	5	1:30	1:17	731:49	314	2:20	-0.62	-1.38
Oct-02	8:22	6	1:24	0:53	445:57	195	2:17	-0.74	-1.45
Nov-02	20:26	11	1:51	0:47	739:53	244	3:02	-0.86	-1.52
Dec-02	26:14	7	3:45	3:14	655:33	256	2:34	1.06	-0.36
Jan-03	28:06	6	4:41	4:17	714:24	254	2:49	1.43	-0.13
Feb-03	18:15	4	4:34	2:38	551:28	211	2:37	1.28	-0.22
Mar-03	17:56	7	2:34	2:08	452:06	222	2:02	0.71	-0.57
Apr-03	1:40	5	0:20	0:18	696:43	247	2:49	-1.37	-1.83
May-03	33:23	12	2:47	2:16	495:13	202	2:27	0.67	-0.59
Jun-03	20:54	6	3:29	3:30	664:17	232	2:52	0.53	-0.68
Jul-03	33:00	11	3:00	2:58	714:56	237	3:01	-0.02	-1.01



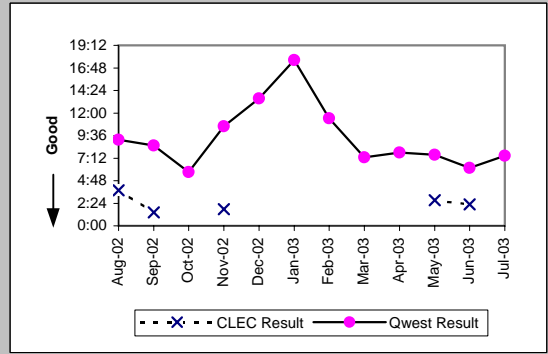
Unbundled Loop ISDN Capable (Parity)

Date	CLEC Num	CLEC Denc	CLEC Resu	CLEC Std E	Qwest Num	Qwest Denc	Qwest Resu	Mod Z Scr	Parity Scr
Aug-02	36:25	14	2:36	2:07	65:10	22	2:58	-0.26	-1.16
Sep-02	26:18	11	2:23	2:13	65:15	21	3:06	-0.52	-1.32
Oct-02	2:45	2	1:22	1:41	16:14	10	1:37	-0.19	-1.12
Nov-02	31:08	13	2:24	1:18	47:42	15	3:11	-0.39	-1.23
Dec-02	35:24	13	2:43	1:12	96:27	19	5:05	-0.61	-1.37
Jan-03	14:13	10	1:25	0:55	53:50	13	4:08	-1.61	-1.98
Feb-03	15:43	7	2:15	1:10	11:01	11	1:00	2.14	0.3
Mar-03	97:35	10	9:45	21:46	20:40	10	2:04	1.02	-0.38
Apr-03	65:26	6	10:54	16:18	28:44	13	2:13	2.1	0.27
May-03	19:13	6	3:12	1:31	68:24	21	3:15	-0.02	-1.01
Jun-03	14:51	5	2:58	0:21	20:47	9	2:19	0.44	-0.73
Jul-03	4:31	3	1:30	1:21	20:44	13	1:36	-0.08	-1.05



Unbundled Loop - ADSL Qualified (Parity)

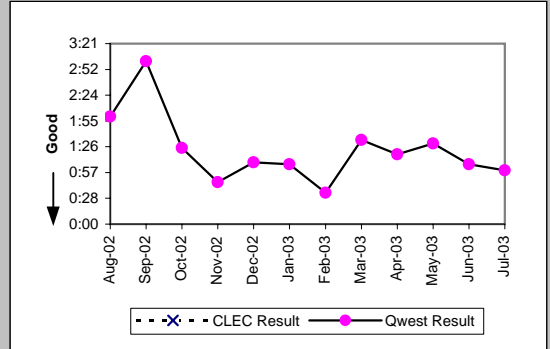
Date	CLEC Num	CLEC Denc	CLEC Resu	CLEC Std E	Qwest Num	Qwest Denc	Qwest Resu	Mod Z Scr	Parity Scr
Aug-02	7:32	2	3:46	1:18	513:17	56	9:10	-0.26	-1.16
Sep-02	1:25	1	1:25		375:07	44	8:32	-0.23	-1.14
Oct-02					137:10	24	5:43		
Nov-02	1:46	1	1:46		360:28	34	10:36	-0.48	-1.29
Dec-02					541:41	40	13:33		
Jan-03					864:29	49	17:39		
Feb-03					19038:53	1663	11:27		
Mar-03					12054:28	1656	7:17		
Apr-03					14263:34	1828	7:48		
May-03	5:26	2	2:43	1:11	13541:11	1791	7:34	-0.31	-1.19
Jun-03	2:16	1	2:16		1605:02	260	6:10	-0.31	-1.19
Jul-03					2309:34	309	7:28		



MR-6E - Mean Time to Restore (Hours:Minutes) - Interval Zone Two

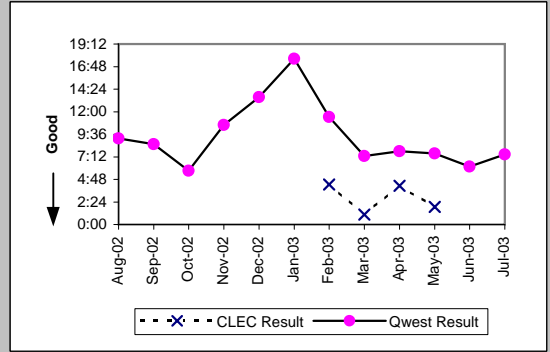
Unbundled Loop - DS3 Capable (Parity)

Date	CLEC Num	CLEC Dend	CLEC Resu	CLEC Std	Qwest Num	Qwest Dend	Qwest Resu	Mod Z Scr	Parity Scr
Aug-02					5:59	3	2:00		
Sep-02					12:08	4	3:02		
Oct-02					12:42	9	1:25		
Nov-02					3:08	4	0:47		
Dec-02					1:09	1	1:09		
Jan-03					10:04	9	1:07		
Feb-03					2:20	4	0:35		
Mar-03					7:50	5	1:34		
Apr-03					5:10	4	1:18		
May-03					5:59	4	1:30		
Jun-03					3:22	3	1:07		
Jul-03					4:01	4	1:00		



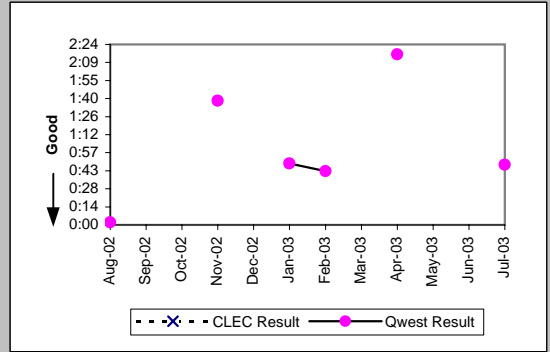
Qwest DSL (Parity)

Date	CLEC Num	CLEC Dend	CLEC Resu	CLEC Std	Qwest Num	Qwest Dend	Qwest Resu	Mod Z Scr	Parity Scr
Aug-02					513:17	56	9:10		
Sep-02					375:07	44	8:32		
Oct-02					137:10	24	5:43		
Nov-02					360:28	34	10:36		
Dec-02					541:41	40	13:33		
Jan-03					864:29	49	17:39		
Feb-03	4:16	1	4:16		19038:53	1663	11:27	-0.3	-1.18
Mar-03	7:21	7	1:03	1:09	12054:28	1656	7:17	-1.19	-1.72
Apr-03	33:01	8	4:08	6:19	14263:34	1828	7:48	-0.58	-1.35
May-03	5:39	3	1:53	3:06	13541:11	1791	7:34	-0.45	-1.27
Jun-03					1605:02	260	6:10		
Jul-03					2309:34	309	7:28		



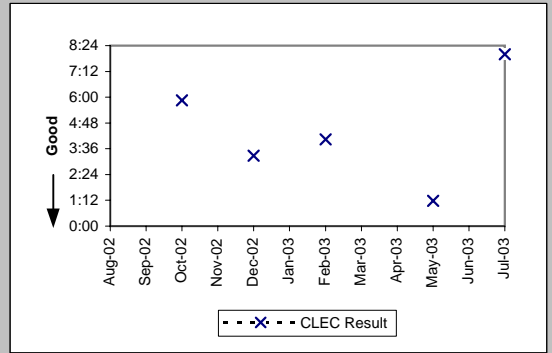
E911 (Parity)

Date	CLEC Num	CLEC Dend	CLEC Resu	CLEC Std	Qwest Num	Qwest Dend	Qwest Resu	Mod Z Scr	Parity Scr
Aug-02					0:02	1	0:02		
Sep-02									
Oct-02									
Nov-02					1:39	1	1:39		
Dec-02									
Jan-03					2:28	3	0:49		
Feb-03					0:43	1	0:43		
Mar-03									
Apr-03					2:16	1	2:16		
May-03									
Jun-03									
Jul-03					0:48	1	0:48		



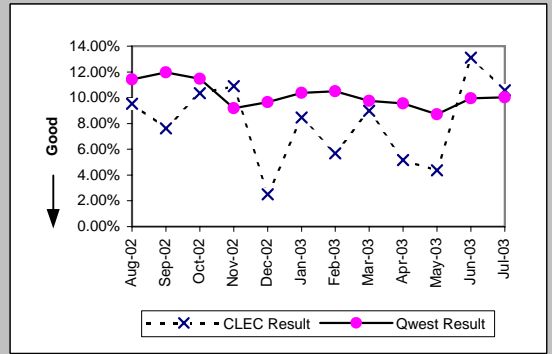
MR-6E - Mean Time to Restore (Hours:Minutes) - Interval Zone Two

Enhanced Extended Loops (EELs) (Diagnostic)				
Date	Numerator	Denominator	CLEC Result	Standard Dev
Aug-02				
Sep-02				
Oct-02	5:51	1	5:51	
Nov-02				
Dec-02	3:17	1	3:17	
Jan-03				
Feb-03	4:02	1	4:02	
Mar-03				
Apr-03				
May-03	1:11	1	1:11	
Jun-03				
Jul-03	24:00	3	8:00	6:28

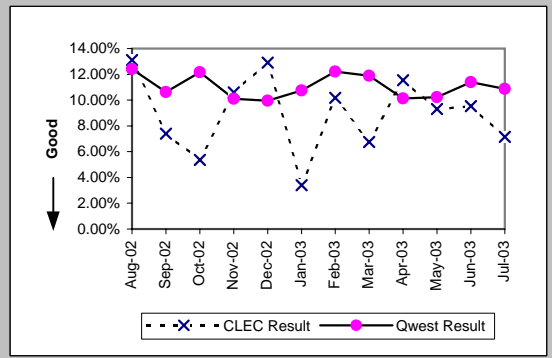


MR-7A - Repair Repeat Report Rate (Percent) - Dispatches within MSAs

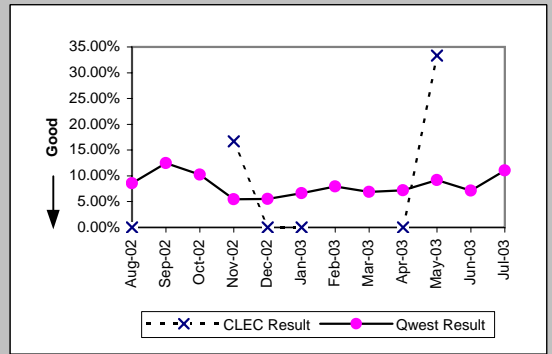
Residence (Parity)									
Date	CLEC Num	CLEC Denc	CLEC Resu	CLEC Std	Qwest Num	Qwest Denc	Qwest Resu	Mod Z Scr	Parity Scr
Aug-02	10	105	9.52%	29.35%	1417	12408	11.42%	-0.61	-1.37
Sep-02	7	92	7.61%	26.51%	1315	10983	11.97%	-1.28	-1.78
Oct-02	9	87	10.34%	30.45%	1323	11533	11.47%	-0.33	-1.2
Nov-02	12	110	10.91%	31.18%	1203	13104	9.18%	0.65	-0.61
Dec-02	3	120	2.50%	15.61%	1419	14682	9.66%	-2.65	-2.61
Jan-03	11	130	8.46%	27.83%	1638	15771	10.39%	-0.72	-1.44
Feb-03	9	158	5.70%	23.18%	1254	11939	10.50%	-1.96	-2.19
Mar-03	16	178	8.99%	28.60%	1165	11930	9.77%	-0.35	-1.21
Apr-03	9	174	5.17%	22.15%	998	10441	9.56%	-1.95	-2.19
May-03	7	160	4.38%	20.45%	924	10601	8.72%	-1.93	-2.17
Jun-03	19	145	13.10%	33.74%	1132	11375	9.95%	1.24	-0.25
Jul-03	22	208	10.58%	30.75%	1160	11569	10.03%	0.29	-0.83



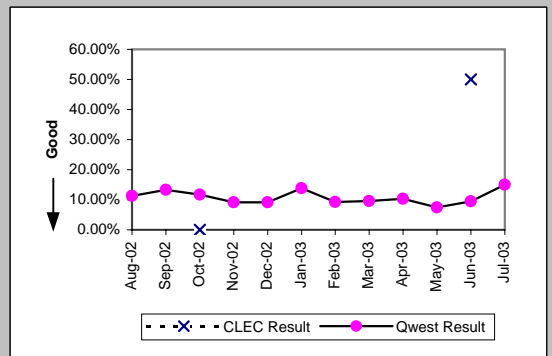
Business (Parity)									
Date	CLEC Num	CLEC Denc	CLEC Resu	CLEC Std	Qwest Num	Qwest Denc	Qwest Resu	Mod Z Scr	Parity Scr
Aug-02	8	61	13.11%	33.76%	178	1435	12.40%	0.2	-0.88
Sep-02	4	54	7.41%	26.19%	145	1364	10.63%	-0.75	-1.46
Oct-02	3	56	5.36%	22.52%	179	1471	12.17%	-1.53	-1.93
Nov-02	9	85	10.59%	30.77%	156	1543	10.11%	0.18	-0.89
Dec-02	8	62	12.90%	33.52%	143	1436	9.96%	0.77	-0.53
Jan-03	3	88	3.41%	18.15%	185	1723	10.74%	-2.17	-2.32
Feb-03	6	59	10.17%	30.22%	159	1302	12.21%	-0.47	-1.28
Mar-03	6	89	6.74%	25.07%	156	1313	11.88%	-1.45	-1.88
Apr-03	6	52	11.54%	31.95%	122	1205	10.12%	0.37	-0.78
May-03	4	43	9.30%	29.05%	119	1164	10.22%	-0.2	-1.12
Jun-03	6	63	9.52%	29.35%	151	1324	11.40%	-0.46	-1.28
Jul-03	4	56	7.14%	25.75%	143	1316	10.87%	-0.88	-1.53



Centrex (Parity)									
Date	CLEC Num	CLEC Denc	CLEC Resu	CLEC Std	Qwest Num	Qwest Denc	Qwest Resu	Mod Z Scr	Parity Scr
Aug-02	0	1	0.00%	0.00%	11	128	8.59%	-0.31	-1.19
Sep-02					16	128	12.50%		
Oct-02					16	156	10.26%		
Nov-02	1	6	16.67%	37.27%	6	110	5.45%	0.92	-0.44
Dec-02	0	1	0.00%	0.00%	6	109	5.50%	-0.24	-1.15
Jan-03	0	2	0.00%	0.00%	9	136	6.62%	-0.37	-1.23
Feb-03					8	101	7.92%		
Mar-03					9	131	6.87%		
Apr-03	0	1	0.00%	0.00%	8	111	7.21%	-0.28	-1.17
May-03	1	3	33.33%	47.14%	11	120	9.17%	1.06	-0.35
Jun-03					10	140	7.14%		
Jul-03					14	127	11.02%		

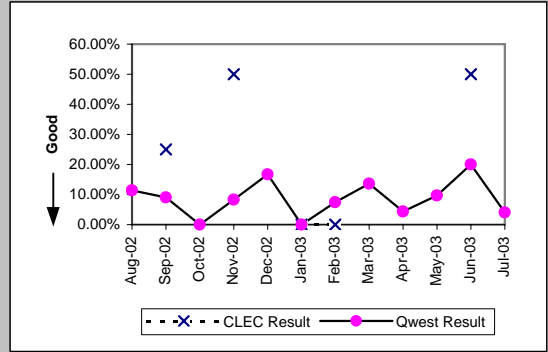


Centrex 21 (Parity)									
Date	CLEC Num	CLEC Denc	CLEC Resu	CLEC Std	Qwest Num	Qwest Denc	Qwest Resu	Mod Z Scr	Parity Scr
Aug-02					21	186	11.29%		
Sep-02					24	181	13.26%		
Oct-02	0	1	0.00%	0.00%	25	213	11.74%	-0.36	-1.22
Nov-02					17	185	9.19%		
Dec-02					16	174	9.20%		
Jan-03					29	209	13.88%		
Feb-03					15	162	9.26%		
Mar-03					15	156	9.62%		
Apr-03					14	136	10.29%		
May-03					10	135	7.41%		
Jun-03	1	2	50.00%	50.00%	16	169	9.47%	1.3	-0.21
Jul-03					25	167	14.97%		

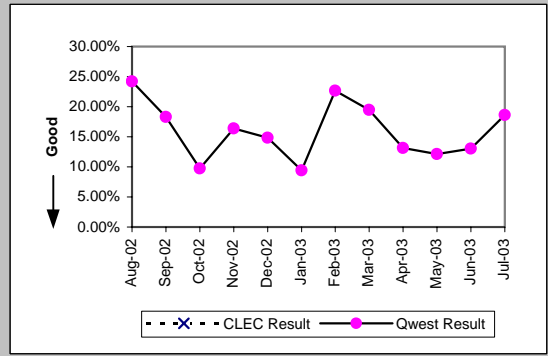


MR-7A - Repair Repeat Report Rate (Percent) - Dispatches within MSAs

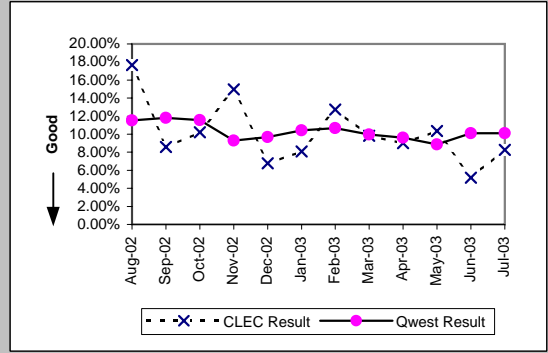
PBX (Parity)									
Date	CLEC Num	CLEC Denc	CLEC Resu	CLEC Std I	Qwest Num	Qwest Denc	Qwest Resu	Mod Z Scr	Parity Scr
Aug-02					5	44	11.36%		
Sep-02	1	4	25.00%	43.30%	3	33	9.09%	0.78	-0.53
Oct-02					0	35	0.00%		
Nov-02	1	2	50.00%	50.00%	3	36	8.33%	1.29	-0.22
Dec-02					6	36	16.67%		
Jan-03	0	1	0.00%	0.00%	0	30	0.00%	N/A	N/A
Feb-03	0	1	0.00%	0.00%	2	27	7.41%	-0.28	-1.17
Mar-03					6	44	13.64%		
Apr-03					1	23	4.35%		
May-03					3	31	9.68%		
Jun-03	1	2	50.00%	50.00%	7	35	20.00%	0.78	-0.53
Jul-03					1	25	4.00%		



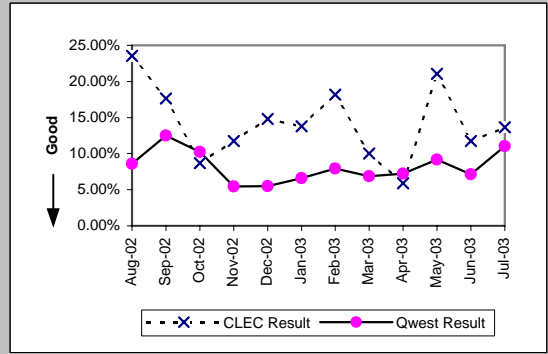
Basic Rate ISDN (Parity)									
Date	CLEC Num	CLEC Denc	CLEC Resu	CLEC Std I	Qwest Num	Qwest Denc	Qwest Resu	Mod Z Scr	Parity Scr
Aug-02					22	91	24.18%		
Sep-02					13	71	18.31%		
Oct-02					4	41	9.76%		
Nov-02					10	61	16.39%		
Dec-02					12	81	14.81%		
Jan-03					5	53	9.43%		
Feb-03					12	53	22.64%		
Mar-03					14	72	19.44%		
Apr-03					5	38	13.16%		
May-03					4	33	12.12%		
Jun-03					6	46	13.04%		
Jul-03					8	43	18.60%		



UNE - P (POTS) (Parity)									
Date	CLEC Num	CLEC Denc	CLEC Resu	CLEC Std I	Qwest Num	Qwest Denc	Qwest Resu	Mod Z Scr	Parity Scr
Aug-02	15	85	17.65%	38.12%	1595	13843	11.52%	1.68	0.02
Sep-02	6	70	8.57%	27.99%	1460	12347	11.82%	-0.84	-1.51
Oct-02	10	98	10.20%	30.27%	1502	13004	11.55%	-0.42	-1.25
Nov-02	16	107	14.95%	35.66%	1359	14647	9.28%	1.9	0.15
Dec-02	5	74	6.76%	25.10%	1562	16118	9.69%	-0.85	-1.52
Jan-03	8	99	8.08%	27.25%	1823	17494	10.42%	-0.76	-1.46
Feb-03	14	110	12.73%	33.33%	1413	13241	10.67%	0.71	-0.57
Mar-03	12	122	9.84%	29.78%	1321	13243	9.98%	-0.05	-1.03
Apr-03	12	133	9.02%	28.65%	1120	11646	9.62%	-0.23	-1.14
May-03	14	135	10.37%	30.49%	1043	11765	8.87%	0.63	-0.62
Jun-03	6	116	5.17%	22.15%	1283	12699	10.10%	-1.75	-2.07
Jul-03	9	109	8.26%	27.52%	1303	12885	10.11%	-0.64	-1.39

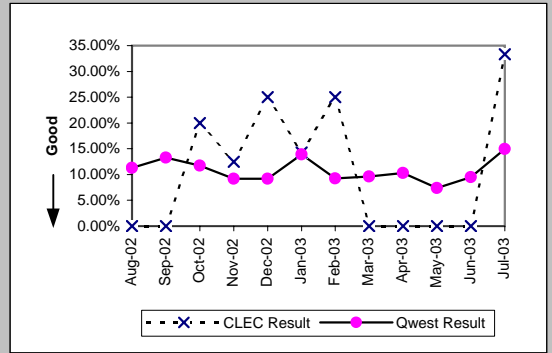


UNE P (Centrex) (Parity)									
Date	CLEC Num	CLEC Denc	CLEC Resu	CLEC Std I	Qwest Num	Qwest Denc	Qwest Resu	Mod Z Scr	Parity Scr
Aug-02	4	17	23.53%	42.42%	11	128	8.59%	1.7	0.03
Sep-02	3	17	17.65%	38.12%	16	128	12.50%	0.59	-0.64
Oct-02	2	23	8.70%	28.18%	16	156	10.26%	-0.23	-1.14
Nov-02	2	17	11.76%	32.22%	6	110	5.45%	0.92	-0.44
Dec-02	4	27	14.81%	35.52%	6	109	5.50%	1.51	-0.08
Jan-03	4	29	13.79%	34.48%	9	136	6.62%	1.22	-0.26
Feb-03	4	22	18.18%	38.57%	8	101	7.92%	1.36	-0.17
Mar-03	2	20	10.00%	30.00%	9	131	6.87%	0.51	-0.69
Apr-03	1	17	5.88%	23.53%	8	111	7.21%	-0.2	-1.12
May-03	4	19	21.05%	40.77%	11	120	9.17%	1.43	-0.13
Jun-03	2	17	11.76%	32.22%	10	140	7.14%	0.66	-0.6
Jul-03	3	22	13.64%	34.32%	14	127	11.02%	0.37	-0.77

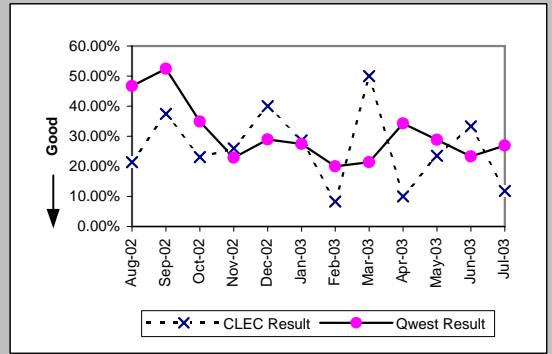


MR-7A - Repair Repeat Report Rate (Percent) - Dispatches within MSAs

UNE P (Centrex 21) (Parity)									
Date	CLEC Num	CLEC Denc	CLEC Resu	CLEC Std	Qwest Num	Qwest Denc	Qwest Resu	Mod Z Scr	Parity Scr
Aug-02	0	1	0.00%	0.00%	21	186	11.29%	-0.36	-1.22
Sep-02	0	2	0.00%	0.00%	24	181	13.26%	-0.55	-1.33
Oct-02	1	5	20.00%	40.00%	25	213	11.74%	0.53	-0.68
Nov-02	1	8	12.50%	33.07%	17	185	9.19%	0.33	-0.8
Dec-02	1	4	25.00%	43.30%	16	174	9.20%	0.88	-0.47
Jan-03	1	7	14.29%	34.99%	29	209	13.88%	0.08	-0.95
Feb-03	2	8	25.00%	43.30%	15	162	9.26%	1.26	-0.23
Mar-03	0	4	0.00%	0.00%	15	156	9.62%	-0.64	-1.39
Apr-03	0	2	0.00%	0.00%	14	136	10.29%	-0.48	-1.29
May-03	0	4	0.00%	0.00%	10	135	7.41%	-0.56	-1.34
Jun-03	0	3	0.00%	0.00%	16	169	9.47%	-0.56	-1.34
Jul-03	1	3	33.33%	47.14%	25	167	14.97%	0.74	-0.55

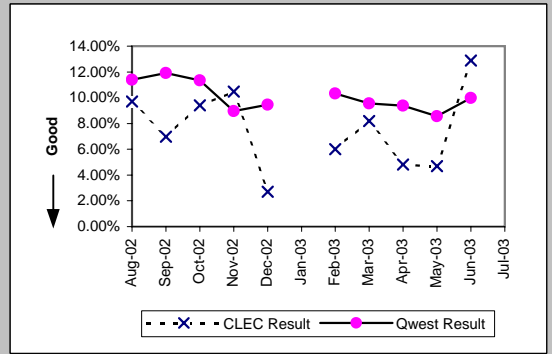


Line Sharing (Diagnostic)									
Date	CLEC Num	CLEC Denc	CLEC Resu	CLEC Std	Qwest Num	Qwest Denc	Qwest Resu	Mod Z Scr	Parity Scr
Aug-02	3	14	21.43%	41.03%	77	165	46.67%	-1.82	-2.1
Sep-02	3	8	37.50%	48.41%	65	124	52.42%	-0.82	-1.5
Oct-02	3	13	23.08%	42.13%	29	83	34.94%	-0.83	-1.51
Nov-02	7	27	25.93%	43.82%	24	105	22.86%	0.34	-0.8
Dec-02	10	25	40.00%	48.99%	22	76	28.95%	1	-0.39
Jan-03	8	28	28.57%	45.18%	20	73	27.40%	0.11	-0.93
Feb-03	1	12	8.33%	27.64%	11	55	20.00%	-0.92	-1.56
Mar-03	10	20	50.00%	50.00%	15	70	21.43%	2.39	0.45
Apr-03	1	10	10.00%	30.00%	24	70	34.29%	-1.51	-1.92
May-03	4	17	23.53%	42.42%	17	59	28.81%	-0.42	-1.26
Jun-03	4	12	33.33%	47.14%	79	339	23.30%	0.79	-0.52
Jul-03	2	17	11.76%	32.22%	97	360	26.94%	-1.38	-1.84

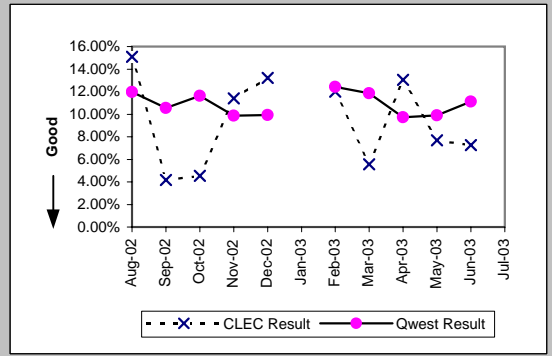


MR-7A\* - Repair Repeat Report Rate (Percent) - Dispatches within MSAs

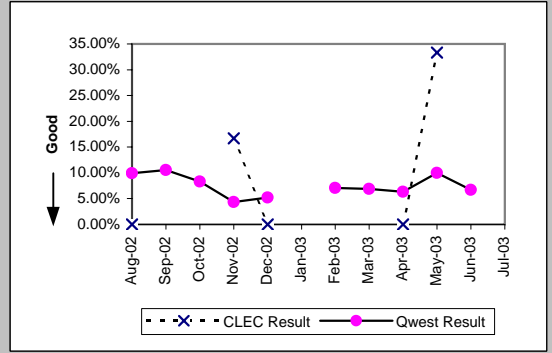
Residence (Parity)									
Date	CLEC Num	CLEC Denc	CLEC Resu	CLEC Std E	Qwest Num	Qwest Denc	Qwest Resu	Mod Z Scr	Parity Scr
Aug-02	10	103	9.71%	29.61%	1333	11692	11.40%	-0.54	-1.33
Sep-02	6	86	6.98%	25.48%	1221	10256	11.91%	-1.41	-1.85
Oct-02	8	85	9.41%	29.20%	1231	10841	11.36%	-0.56	-1.34
Nov-02	11	105	10.48%	30.62%	1119	12477	8.97%	0.56	-0.66
Dec-02	3	111	2.70%	16.22%	1322	13962	9.47%	-2.43	-2.47
Jan-03									
Feb-03	9	150	6.00%	23.75%	1161	11244	10.33%	-1.73	-2.05
Mar-03	14	171	8.19%	27.42%	1072	11213	9.56%	-0.61	-1.37
Apr-03	8	166	4.82%	21.42%	919	9803	9.37%	-2	-2.21
May-03	7	149	4.70%	21.16%	853	9948	8.57%	-1.68	-2.02
Jun-03	17	132	12.88%	33.50%	1066	10676	9.99%	1.09	-0.34
Jul-03									



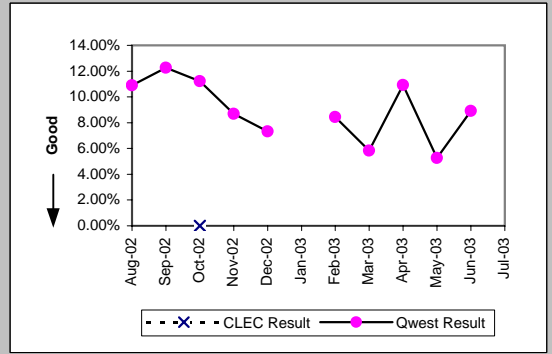
Business (Parity)									
Date	CLEC Num	CLEC Denc	CLEC Resu	CLEC Std E	Qwest Num	Qwest Denc	Qwest Resu	Mod Z Scr	Parity Scr
Aug-02	8	53	15.09%	35.80%	154	1287	11.97%	0.7	-0.57
Sep-02	2	48	4.17%	19.98%	127	1205	10.54%	-1.41	-1.86
Oct-02	2	44	4.55%	20.83%	152	1307	11.63%	-1.44	-1.88
Nov-02	9	79	11.39%	31.77%	139	1406	9.89%	0.46	-0.72
Dec-02	7	53	13.21%	33.86%	132	1330	9.92%	0.79	-0.52
Jan-03									
Feb-03	6	50	12.00%	32.50%	144	1158	12.44%	-0.09	-1.06
Mar-03	4	72	5.56%	22.91%	140	1180	11.86%	-1.61	-1.98
Apr-03	6	46	13.04%	33.68%	104	1069	9.73%	0.75	-0.54
May-03	3	39	7.69%	26.65%	105	1060	9.91%	-0.45	-1.28
Jun-03	4	55	7.27%	25.97%	131	1179	11.11%	-0.89	-1.54
Jul-03									



Centrex (Parity)									
Date	CLEC Num	CLEC Denc	CLEC Resu	CLEC Std E	Qwest Num	Qwest Denc	Qwest Resu	Mod Z Scr	Parity Scr
Aug-02	0	1	0.00%	0.00%	11	111	9.91%	-0.33	-1.2
Sep-02					11	104	10.58%		
Oct-02					11	132	8.33%		
Nov-02	1	6	16.67%	37.27%	4	92	4.35%	1.04	-0.37
Dec-02	0	1	0.00%	0.00%	5	96	5.21%	-0.23	-1.14
Jan-03									
Feb-03					6	85	7.06%		
Mar-03					7	102	6.86%		
Apr-03	0	1	0.00%	0.00%	6	95	6.32%	-0.26	-1.16
May-03	1	3	33.33%	47.14%	11	110	10.00%	1.01	-0.39
Jun-03					8	119	6.72%		
Jul-03									



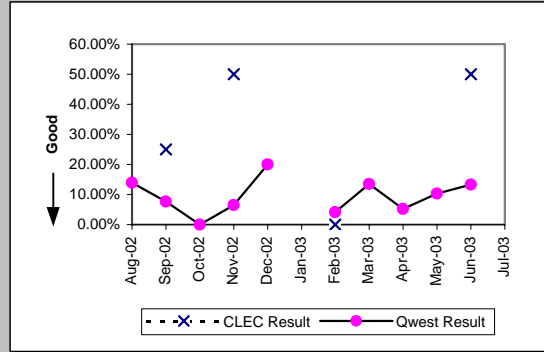
Centrex 21 (Parity)									
Date	CLEC Num	CLEC Denc	CLEC Resu	CLEC Std E	Qwest Num	Qwest Denc	Qwest Resu	Mod Z Scr	Parity Scr
Aug-02					18	165	10.91%		
Sep-02					19	155	12.26%		
Oct-02	0	1	0.00%	0.00%	21	187	11.23%	-0.35	-1.22
Nov-02					14	161	8.70%		
Dec-02					11	150	7.33%		
Jan-03									
Feb-03					12	142	8.45%		
Mar-03					8	137	5.84%		
Apr-03					13	119	10.92%		
May-03					6	114	5.26%		
Jun-03					13	146	8.90%		
Jul-03									



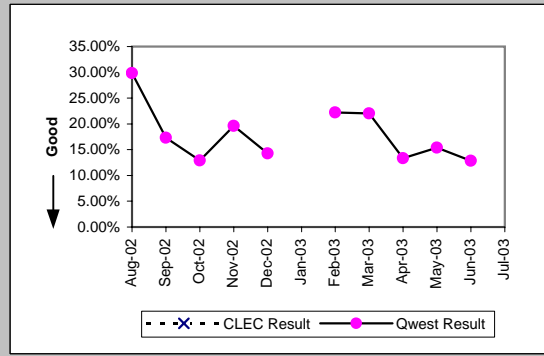
\*Results exclude No Trouble Found and Test OK reports unless QWEST trouble is found on another report within 30 days of the original report. A 30-day window necessitates reporting a month behind

MR-7A\* - Repair Repeat Report Rate (Percent) - Dispatches within MSAs

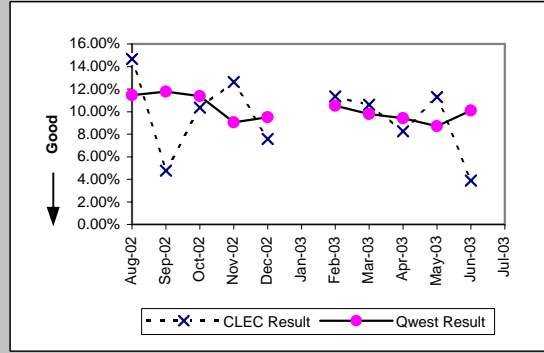
PBX (Parity)									
Date	CLEC Num	CLEC Denc	CLEC Resu	CLEC Std I	Qwest Num	Qwest Denc	Qwest Resu	Mod Z Scr	Parity Scr
Aug-02					5	36	13.89%		
Sep-02	1	4	25.00%	43.30%	2	26	7.69%	0.84	-0.49
Oct-02					0	25	0.00%		
Nov-02	1	2	50.00%	50.00%	2	31	6.45%	1.38	-0.16
Dec-02					6	30	20.00%		
Jan-03									
Feb-03	0	1	0.00%	0.00%	1	24	4.17%	-0.2	-1.12
Mar-03					5	37	13.51%		
Apr-03					1	19	5.26%		
May-03					3	29	10.34%		
Jun-03	1	2	50.00%	50.00%	4	30	13.33%	1.03	-0.38
Jul-03									



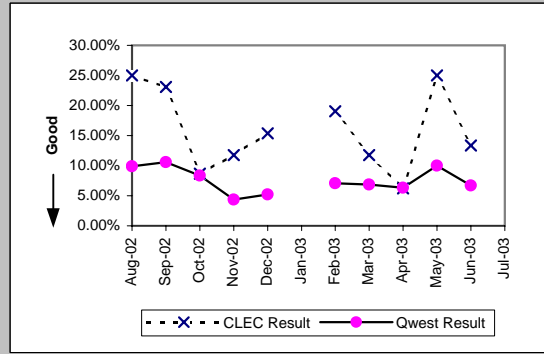
Basic Rate ISDN (Parity)									
Date	CLEC Num	CLEC Denc	CLEC Resu	CLEC Std I	Qwest Num	Qwest Denc	Qwest Resu	Mod Z Scr	Parity Scr
Aug-02					20	67	29.85%		
Sep-02					9	52	17.31%		
Oct-02					4	31	12.90%		
Nov-02					10	51	19.61%		
Dec-02					10	70	14.29%		
Jan-03									
Feb-03					8	36	22.22%		
Mar-03					13	59	22.03%		
Apr-03					4	30	13.33%		
May-03					4	26	15.38%		
Jun-03					5	39	12.82%		
Jul-03									



UNE - P (POTS) (Parity)									
Date	CLEC Num	CLEC Denc	CLEC Resu	CLEC Std I	Qwest Num	Qwest Denc	Qwest Resu	Mod Z Scr	Parity Scr
Aug-02	11	75	14.67%	35.38%	1487	12979	11.46%	0.87	-0.47
Sep-02	3	63	4.76%	21.30%	1348	11461	11.76%	-1.72	-2.05
Oct-02	9	87	10.34%	30.45%	1383	12148	11.38%	-0.3	-1.18
Nov-02	12	95	12.63%	33.22%	1258	13883	9.06%	1.18	-0.28
Dec-02	5	66	7.58%	26.46%	1454	15292	9.51%	-0.53	-1.32
Jan-03									
Feb-03	11	97	11.34%	31.71%	1305	12402	10.52%	0.3	-0.82
Mar-03	12	113	10.62%	30.81%	1212	12393	9.78%	0.33	-0.8
Apr-03	10	121	8.26%	27.53%	1023	10872	9.41%	-0.43	-1.26
May-03	14	124	11.29%	31.65%	958	11008	8.70%	1.01	-0.39
Jun-03	4	103	3.88%	19.32%	1197	11855	10.10%	-2.08	-2.27
Jul-03									



UNE P (Centrex) (Parity)									
Date	CLEC Num	CLEC Denc	CLEC Resu	CLEC Std I	Qwest Num	Qwest Denc	Qwest Resu	Mod Z Scr	Parity Scr
Aug-02	4	16	25.00%	43.30%	11	111	9.91%	1.59	-0.04
Sep-02	3	13	23.08%	42.13%	11	104	10.58%	1.2	-0.27
Oct-02	2	23	8.70%	28.18%	11	132	8.33%	0.09	-0.94
Nov-02	2	17	11.76%	32.22%	4	92	4.35%	1.09	-0.33
Dec-02	4	26	15.38%	36.08%	5	96	5.21%	1.6	-0.03
Jan-03									
Feb-03	4	21	19.05%	39.27%	6	85	7.06%	1.53	-0.07
Mar-03	2	17	11.76%	32.22%	7	102	6.86%	0.68	-0.59
Apr-03	1	16	6.25%	24.21%	6	95	6.32%	-0.01	-1.01
May-03	4	16	25.00%	43.30%	11	110	10.00%	1.57	-0.04
Jun-03	2	15	13.33%	33.99%	8	119	6.72%	0.86	-0.48
Jul-03									



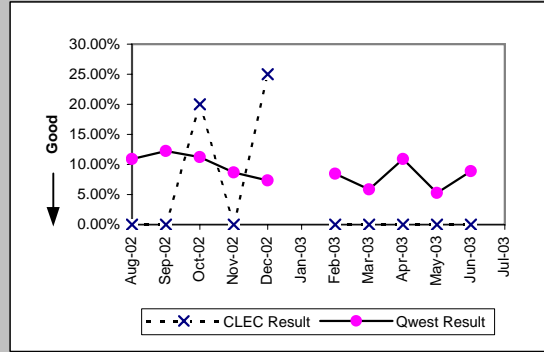
\*Results exclude No Trouble Found and Test OK reports unless QWEST trouble is found on another report within 30 days of the original report. A 30-day window necessitates reporting a month behind



MR-7A\* - Repair Repeat Report Rate (Percent) - Dispatches within MSAs

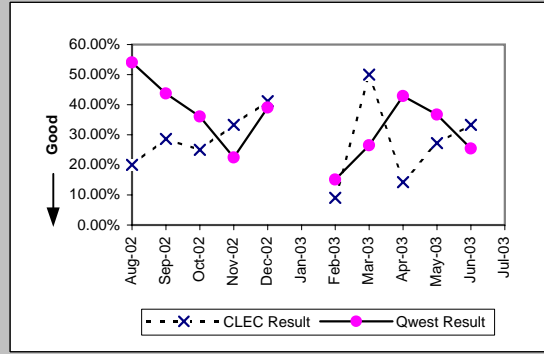
UNE P (Centrex 21) (Parity)

Date	CLEC Num	CLEC Denc	CLEC Resu	CLEC Std	Qwest Num	Qwest Denc	Qwest Resu	Mod Z Scr	Parity Scr
Aug-02	0	1	0.00%	0.00%	18	165	10.91%	-0.35	-1.21
Sep-02	0	1	0.00%	0.00%	19	155	12.26%	-0.37	-1.23
Oct-02	1	5	20.00%	40.00%	21	187	11.23%	0.56	-0.66
Nov-02	0	7	0.00%	0.00%	14	161	8.70%	-0.8	-1.49
Dec-02	1	4	25.00%	43.30%	11	150	7.33%	1.02	-0.38
Jan-03									
Feb-03	0	5	0.00%	0.00%	12	142	8.45%	-0.67	-1.41
Mar-03	0	4	0.00%	0.00%	8	137	5.84%	-0.49	-1.3
Apr-03	0	2	0.00%	0.00%	13	119	10.92%	-0.49	-1.3
May-03	0	4	0.00%	0.00%	6	114	5.26%	-0.46	-1.28
Jun-03	0	3	0.00%	0.00%	13	146	8.90%	-0.54	-1.33
Jul-03									



Line Sharing (Diagnostic)

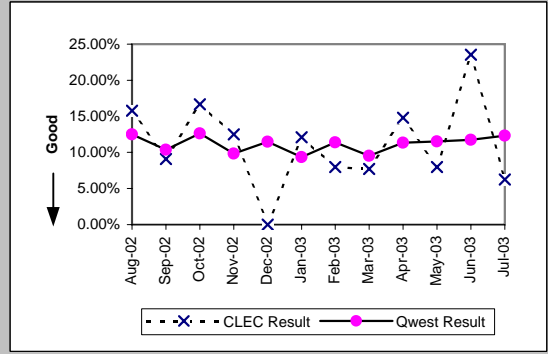
Date	CLEC Num	CLEC Denc	CLEC Resu	CLEC Std	Qwest Num	Qwest Denc	Qwest Resu	Mod Z Scr	Parity Scr
Aug-02	2	10	20.00%	40.00%	40	74	54.05%	-2.03	-2.23
Sep-02	2	7	28.57%	45.18%	28	64	43.75%	-0.77	-1.47
Oct-02	3	12	25.00%	43.30%	13	36	36.11%	-0.69	-1.42
Nov-02	7	21	33.33%	47.14%	13	58	22.41%	0.95	-0.42
Dec-02	7	17	41.18%	49.22%	16	41	39.02%	0.13	-0.92
Jan-03									
Feb-03	1	11	9.09%	28.75%	5	33	15.15%	-0.49	-1.3
Mar-03	9	18	50.00%	50.00%	9	34	26.47%	1.64	0
Apr-03	1	7	14.29%	34.99%	15	35	42.86%	-1.39	-1.85
May-03	3	11	27.27%	44.54%	11	30	36.67%	-0.55	-1.34
Jun-03	4	12	33.33%	47.14%	59	232	25.43%	0.61	-0.63
Jul-03									



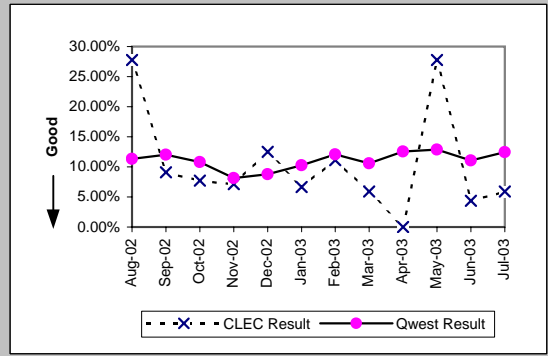
\*Results exclude No Trouble Found and Test OK reports unless QWEST trouble is found on another report within 30 days of the original report. A 30-day window necessitates reporting a month behind

MR-7B - Repair Repeat Report Rate (Percent) - Dispatches outside MSAs

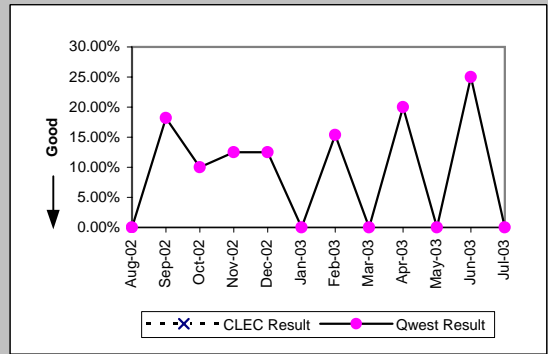
Residence (Parity)									
Date	CLEC Num	CLEC Denc	CLEC Resu	CLEC Std E	Qwest Num	Qwest Denc	Qwest Resu	Mod Z Scr	Parity Scr
Aug-02	3	19	15.79%	36.46%	319	2553	12.50%	0.47	-0.71
Sep-02	1	11	9.09%	28.75%	261	2511	10.39%	-0.14	-1.09
Oct-02	2	12	16.67%	37.27%	298	2363	12.61%	0.46	-0.72
Nov-02	2	16	12.50%	33.07%	257	2616	9.82%	0.41	-0.75
Dec-02	0	12	0.00%	0.00%	379	3295	11.50%	-1.25	-1.76
Jan-03	4	33	12.12%	32.64%	309	3300	9.36%	0.57	-0.65
Feb-03	2	25	8.00%	27.13%	293	2570	11.40%	-0.53	-1.32
Mar-03	2	26	7.69%	26.65%	268	2813	9.53%	-0.32	-1.19
Apr-03	4	27	14.81%	35.52%	299	2634	11.35%	0.59	-0.64
May-03	2	25	8.00%	27.13%	289	2509	11.52%	-0.55	-1.33
Jun-03	4	17	23.53%	42.42%	294	2500	11.76%	1.37	-0.16
Jul-03	1	16	6.25%	24.21%	350	2845	12.30%	-0.73	-1.45



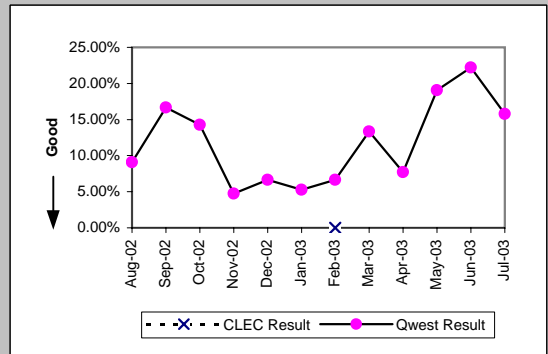
Business (Parity)									
Date	CLEC Num	CLEC Denc	CLEC Resu	CLEC Std E	Qwest Num	Qwest Denc	Qwest Resu	Mod Z Scr	Parity Scr
Aug-02	5	18	27.78%	44.79%	35	309	11.33%	1.85	0.13
Sep-02	1	11	9.09%	28.75%	41	341	12.02%	-0.29	-1.18
Oct-02	1	13	7.69%	26.65%	39	362	10.77%	-0.35	-1.21
Nov-02	1	14	7.14%	25.75%	23	283	8.13%	-0.13	-1.08
Dec-02	2	16	12.50%	33.07%	34	388	8.76%	0.54	-0.67
Jan-03	1	15	6.67%	24.94%	45	439	10.25%	-0.45	-1.27
Feb-03	2	18	11.11%	31.43%	37	307	12.05%	-0.12	-1.07
Mar-03	1	17	5.88%	23.53%	36	340	10.59%	-0.62	-1.37
Apr-03	0	8	0.00%	0.00%	43	342	12.57%	-1.06	-1.64
May-03	5	18	27.78%	44.79%	41	319	12.85%	1.64	0
Jun-03	1	23	4.35%	20.39%	36	325	11.08%	-0.99	-1.6
Jul-03	1	17	5.88%	23.53%	39	314	12.42%	-0.8	-1.48



Centrex (Parity)									
Date	CLEC Num	CLEC Denc	CLEC Resu	CLEC Std E	Qwest Num	Qwest Denc	Qwest Resu	Mod Z Scr	Parity Scr
Aug-02					0	12	0.00%		
Sep-02					2	11	18.18%		
Oct-02					2	20	10.00%		
Nov-02					1	8	12.50%		
Dec-02					2	16	12.50%		
Jan-03					0	17	0.00%		
Feb-03					2	13	15.38%		
Mar-03					0	9	0.00%		
Apr-03					3	15	20.00%		
May-03					0	6	0.00%		
Jun-03					5	20	25.00%		
Jul-03					0	9	0.00%		

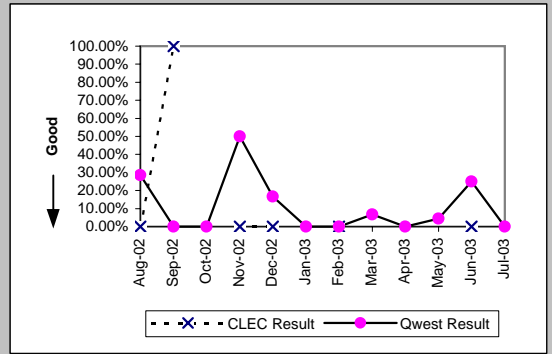


Centrex 21 (Parity)									
Date	CLEC Num	CLEC Denc	CLEC Resu	CLEC Std E	Qwest Num	Qwest Denc	Qwest Resu	Mod Z Scr	Parity Scr
Aug-02					1	11	9.09%		
Sep-02					4	24	16.67%		
Oct-02					2	14	14.29%		
Nov-02					1	21	4.76%		
Dec-02					1	15	6.67%		
Jan-03					1	19	5.26%		
Feb-03	0	1	0.00%	0.00%	1	15	6.67%	-0.26	-1.16
Mar-03					2	15	13.33%		
Apr-03					1	13	7.69%		
May-03					4	21	19.05%		
Jun-03					6	27	22.22%		
Jul-03					3	19	15.79%		

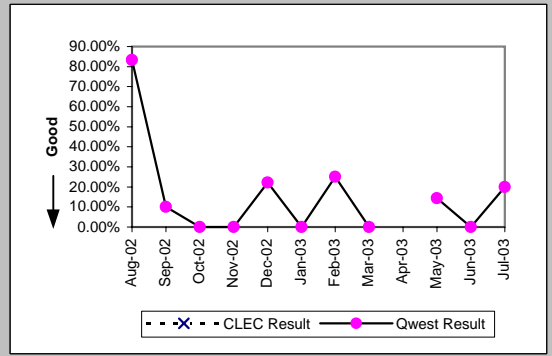


MR-7B - Repair Repeat Report Rate (Percent) - Dispatches outside MSAs

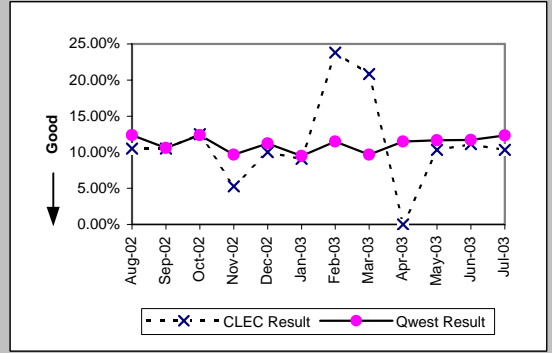
PBX (Parity)									
Date	CLEC Num	CLEC Denc	CLEC Resu	CLEC Std E	Qwest Num	Qwest Denc	Qwest Resu	Mod Z Scr	Parity Scr
Aug-02	0	2	0.00%	0.00%	2	7	28.57%	-0.79	-1.48
Sep-02	2	2	100.00%	0.00%	0	7	0.00%	N/A	0.45
Oct-02					0	4	0.00%		
Nov-02	0	1	0.00%	0.00%	3	6	50.00%	-0.93	-1.56
Dec-02	0	1	0.00%	0.00%	1	6	16.67%	-0.41	-1.25
Jan-03					0	5	0.00%		
Feb-03	0	1	0.00%	0.00%	0	10	0.00%	N/A	N/A
Mar-03					1	15	6.67%		
Apr-03					0	6	0.00%		
May-03					1	23	4.35%		
Jun-03	0	2	0.00%	0.00%	1	4	25.00%	-0.67	-1.41
Jul-03					0	3	0.00%		



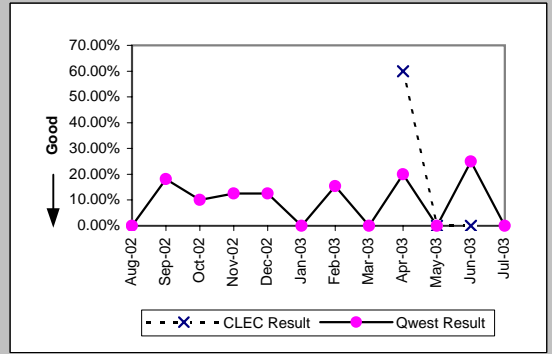
Basic Rate ISDN (Parity)									
Date	CLEC Num	CLEC Denc	CLEC Resu	CLEC Std E	Qwest Num	Qwest Denc	Qwest Resu	Mod Z Scr	Parity Scr
Aug-02					5	6	83.33%		
Sep-02					1	10	10.00%		
Oct-02					0	1	0.00%		
Nov-02					0	4	0.00%		
Dec-02					2	9	22.22%		
Jan-03					0	2	0.00%		
Feb-03					1	4	25.00%		
Mar-03					0	4	0.00%		
Apr-03									
May-03					1	7	14.29%		
Jun-03					0	1	0.00%		
Jul-03					1	5	20.00%		



UNE - P (POTS) (Parity)									
Date	CLEC Num	CLEC Denc	CLEC Resu	CLEC Std E	Qwest Num	Qwest Denc	Qwest Resu	Mod Z Scr	Parity Scr
Aug-02	2	19	10.53%	30.69%	354	2862	12.37%	-0.24	-1.15
Sep-02	2	19	10.53%	30.69%	302	2852	10.59%	-0.01	-1.01
Oct-02	2	16	12.50%	33.07%	337	2725	12.37%	0.09	-0.95
Nov-02	1	19	5.26%	22.33%	280	2899	9.66%	-0.65	-1.39
Dec-02	2	20	10.00%	30.00%	413	3683	11.21%	-0.17	-1.11
Jan-03	3	33	9.09%	28.75%	354	3739	9.47%	-0.07	-1.04
Feb-03	5	21	23.81%	42.59%	330	2877	11.47%	1.6	-0.03
Mar-03	5	24	20.83%	40.61%	304	3153	9.64%	1.66	0.01
Apr-03	0	27	0.00%	0.00%	342	2976	11.49%	-1.86	-2.13
May-03	3	29	10.34%	30.45%	330	2828	11.67%	-0.22	-1.13
Jun-03	2	18	11.11%	31.43%	330	2825	11.68%	-0.08	-1.05
Jul-03	3	29	10.34%	30.45%	389	3159	12.31%	-0.32	-1.2

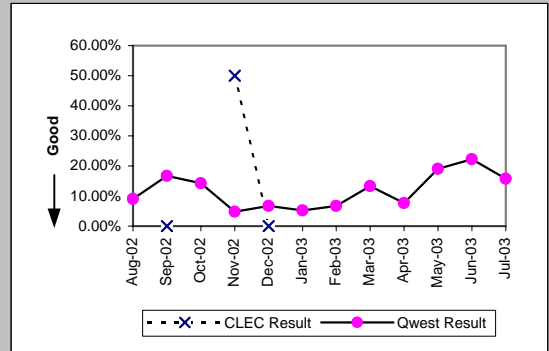


UNE P (Centrex) (Parity)									
Date	CLEC Num	CLEC Denc	CLEC Resu	CLEC Std E	Qwest Num	Qwest Denc	Qwest Resu	Mod Z Scr	Parity Scr
Aug-02					0	12	0.00%		
Sep-02					2	11	18.18%		
Oct-02					2	20	10.00%		
Nov-02					1	8	12.50%		
Dec-02					2	16	12.50%		
Jan-03					0	17	0.00%		
Feb-03					2	13	15.38%		
Mar-03					0	9	0.00%		
Apr-03	3	5	60.00%	48.99%	3	15	20.00%	1.49	-0.09
May-03	0	1	0.00%	0.00%	0	6	0.00%	N/A	N/A
Jun-03	0	1	0.00%	0.00%	5	20	25.00%	-0.56	-1.34
Jul-03					0	9	0.00%		

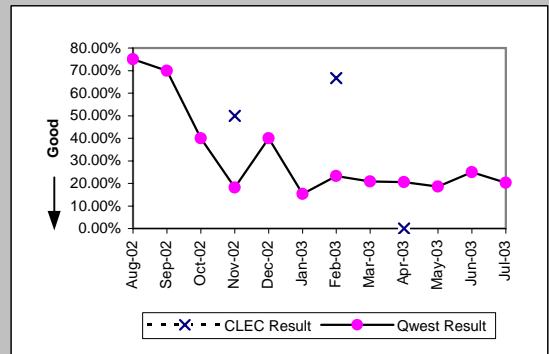


MR-7B - Repair Repeat Report Rate (Percent) - Dispatches outside MSAs

UNE P (Centrex 21) (Parity)									
Date	CLEC Num	CLEC Denc	CLEC Resu	CLEC Std	Qwest Num	Qwest Denc	Qwest Resu	Mod Z Scr	Parity Scr
Aug-02					1	11	9.09%		
Sep-02	0	1	0.00%	0.00%	4	24	16.67%	-0.44	-1.27
Oct-02					2	14	14.29%		
Nov-02	1	2	50.00%	50.00%	1	21	4.76%	1.42	-0.14
Dec-02	0	1	0.00%	0.00%	1	15	6.67%	-0.26	-1.16
Jan-03					1	19	5.26%		
Feb-03					1	15	6.67%		
Mar-03					2	15	13.33%		
Apr-03					1	13	7.69%		
May-03					4	21	19.05%		
Jun-03					6	27	22.22%		
Jul-03					3	19	15.79%		

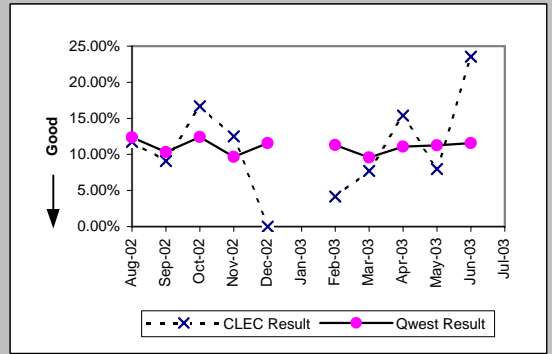


Line Sharing (Diagnostic)									
Date	CLEC Num	CLEC Denc	CLEC Resu	CLEC Std	Qwest Num	Qwest Denc	Qwest Resu	Mod Z Scr	Parity Scr
Aug-02					9	12	75.00%		
Sep-02					7	10	70.00%		
Oct-02					2	5	40.00%		
Nov-02	1	2	50.00%	50.00%	2	11	18.18%	0.72	-0.56
Dec-02					4	10	40.00%		
Jan-03					2	13	15.38%		
Feb-03	2	3	66.67%	47.14%	97	418	23.21%	1.46	-0.11
Mar-03					79	379	20.84%		
Apr-03	0	1	0.00%	0.00%	88	428	20.56%	-0.51	-1.31
May-03					75	404	18.56%		
Jun-03					11	44	25.00%		
Jul-03					15	74	20.27%		

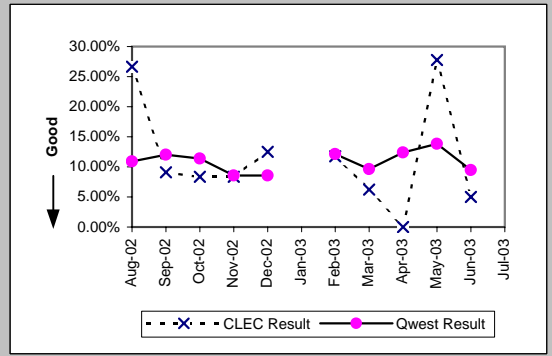


MR-7B\* - Repair Repeat Report Rate (Percent) - Dispatches outside MSAs

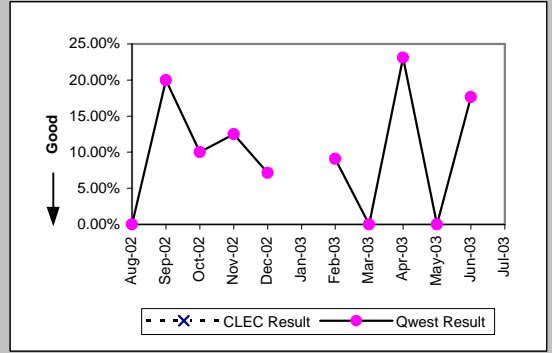
Residence (Parity)									
Date	CLEC Num	CLEC Denc	CLEC Resu	CLEC Std E	Qwest Num	Qwest Denc	Qwest Resu	Mod Z Scr	Parity Scr
Aug-02	2	17	11.76%	32.22%	293	2373	12.35%	-0.07	-1.04
Sep-02	1	11	9.09%	28.75%	246	2385	10.31%	-0.13	-1.08
Oct-02	2	12	16.67%	37.27%	275	2216	12.41%	0.48	-0.71
Nov-02	2	16	12.50%	33.07%	239	2477	9.65%	0.43	-0.74
Dec-02	0	10	0.00%	0.00%	363	3138	11.57%	-1.14	-1.69
Jan-03									
Feb-03	1	24	4.17%	19.98%	274	2427	11.29%	-1.1	-1.67
Mar-03	2	26	7.69%	26.65%	257	2688	9.56%	-0.32	-1.2
Apr-03	4	26	15.38%	36.08%	280	2523	11.10%	0.71	-0.57
May-03	2	25	8.00%	27.13%	270	2399	11.25%	-0.51	-1.31
Jun-03	4	17	23.53%	42.42%	274	2368	11.57%	1.4	-0.15
Jul-03									



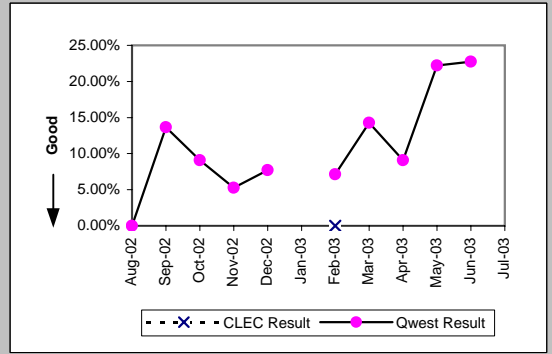
Business (Parity)									
Date	CLEC Num	CLEC Denc	CLEC Resu	CLEC Std E	Qwest Num	Qwest Denc	Qwest Resu	Mod Z Scr	Parity Scr
Aug-02	4	15	26.67%	44.22%	30	275	10.91%	1.65	0.01
Sep-02	1	11	9.09%	28.75%	37	308	12.01%	-0.29	-1.18
Oct-02	1	12	8.33%	27.64%	38	334	11.38%	-0.33	-1.2
Nov-02	1	12	8.33%	27.64%	22	257	8.56%	-0.03	-1.02
Dec-02	2	16	12.50%	33.07%	31	362	8.56%	0.56	-0.66
Jan-03									
Feb-03	2	17	11.76%	32.22%	35	288	12.15%	-0.05	-1.03
Mar-03	1	16	6.25%	24.21%	30	311	9.65%	-0.45	-1.27
Apr-03	0	7	0.00%	0.00%	38	307	12.38%	-0.98	-1.6
May-03	5	18	27.78%	44.79%	41	296	13.85%	1.51	-0.08
Jun-03	1	20	5.00%	21.79%	28	295	9.49%	-0.66	-1.4
Jul-03									



Centrex (Parity)									
Date	CLEC Num	CLEC Denc	CLEC Resu	CLEC Std E	Qwest Num	Qwest Denc	Qwest Resu	Mod Z Scr	Parity Scr
Aug-02					0	8	0.00%		
Sep-02					2	10	20.00%		
Oct-02					2	20	10.00%		
Nov-02					1	8	12.50%		
Dec-02					1	14	7.14%		
Jan-03									
Feb-03					1	11	9.09%		
Mar-03					0	9	0.00%		
Apr-03					3	13	23.08%		
May-03					0	5	0.00%		
Jun-03					3	17	17.65%		
Jul-03									



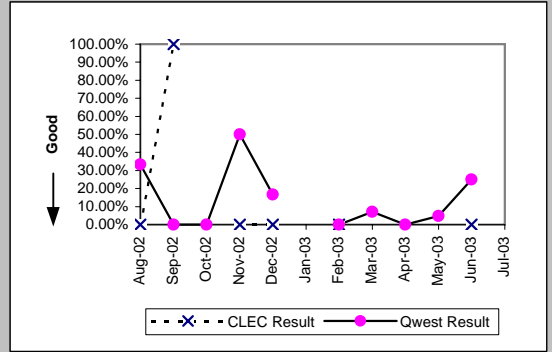
Centrex 21 (Parity)									
Date	CLEC Num	CLEC Denc	CLEC Resu	CLEC Std E	Qwest Num	Qwest Denc	Qwest Resu	Mod Z Scr	Parity Scr
Aug-02					0	10	0.00%		
Sep-02					3	22	13.64%		
Oct-02					1	11	9.09%		
Nov-02					1	19	5.26%		
Dec-02					1	13	7.69%		
Jan-03									
Feb-03	0	1	0.00%	0.00%	1	14	7.14%	-0.27	-1.16
Mar-03					2	14	14.29%		
Apr-03					1	11	9.09%		
May-03					4	18	22.22%		
Jun-03					5	22	22.73%		
Jul-03									



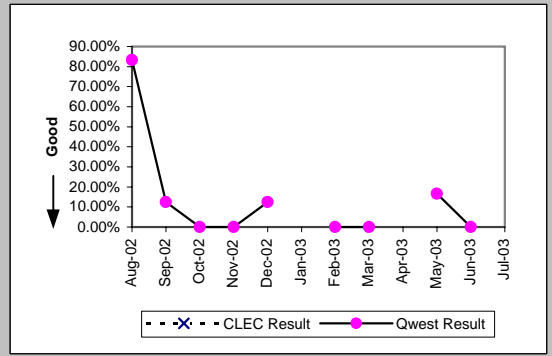
\*Results exclude No Trouble Found and Test OK reports unless QWEST trouble is found on another report within 30 days of the original report. A 30-day window necessitates reporting a month behind

MR-7B\* - Repair Repeat Report Rate (Percent) - Dispatches outside MSAs

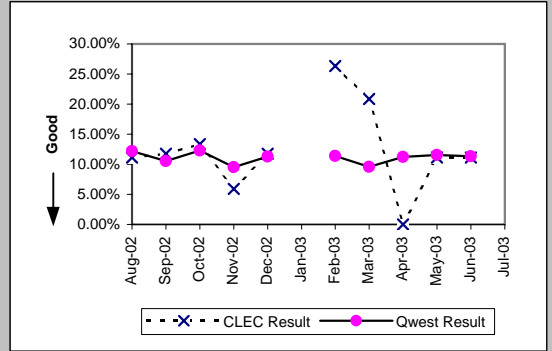
PBX (Parity)									
Date	CLEC Num	CLEC Denc	CLEC Resu	CLEC Std E	Qwest Num	Qwest Denc	Qwest Resu	Mod Z Scr	Parity Scr
Aug-02	0	2	0.00%	0.00%	2	6	33.33%	-0.87	-1.53
Sep-02	2	2	100.00%	0.00%	0	5	0.00%	N/A	0.32
Oct-02					0	4	0.00%		
Nov-02	0	1	0.00%	0.00%	3	6	50.00%	-0.93	-1.56
Dec-02	0	1	0.00%	0.00%	1	6	16.67%	-0.41	-1.25
Jan-03									
Feb-03	0	1	0.00%	0.00%	0	10	0.00%	N/A	N/A
Mar-03					1	14	7.14%		
Apr-03					0	4	0.00%		
May-03					1	21	4.76%		
Jun-03	0	2	0.00%	0.00%	1	4	25.00%	-0.67	-1.41
Jul-03									



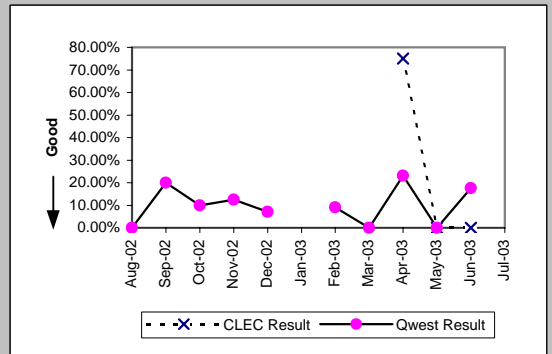
Basic Rate ISDN (Parity)									
Date	CLEC Num	CLEC Denc	CLEC Resu	CLEC Std E	Qwest Num	Qwest Denc	Qwest Resu	Mod Z Scr	Parity Scr
Aug-02					5	6	83.33%		
Sep-02					1	8	12.50%		
Oct-02					0	1	0.00%		
Nov-02					0	4	0.00%		
Dec-02					1	8	12.50%		
Jan-03									
Feb-03					0	2	0.00%		
Mar-03					0	4	0.00%		
Apr-03									
May-03					1	6	16.67%		
Jun-03					0	1	0.00%		
Jul-03									



UNE - P (POTS) (Parity)									
Date	CLEC Num	CLEC Denc	CLEC Resu	CLEC Std E	Qwest Num	Qwest Denc	Qwest Resu	Mod Z Scr	Parity Scr
Aug-02	2	18	11.11%	31.43%	323	2648	12.20%	-0.14	-1.09
Sep-02	2	17	11.76%	32.22%	283	2693	10.51%	0.23	-0.86
Oct-02	2	15	13.33%	33.99%	313	2550	12.27%	0.19	-0.88
Nov-02	1	17	5.88%	23.53%	261	2734	9.55%	-0.51	-1.31
Dec-02	2	17	11.76%	32.22%	394	3500	11.26%	0.14	-0.92
Jan-03									
Feb-03	5	19	26.32%	44.03%	309	2715	11.38%	1.81	0.1
Mar-03	5	24	20.83%	40.61%	287	2999	9.57%	1.67	0.02
Apr-03	0	23	0.00%	0.00%	318	2830	11.24%	-1.7	-2.03
May-03	3	27	11.11%	31.43%	311	2695	11.54%	-0.07	-1.04
Jun-03	2	18	11.11%	31.43%	302	2663	11.34%	-0.03	-1.02
Jul-03									



UNE P (Centrex) (Parity)									
Date	CLEC Num	CLEC Denc	CLEC Resu	CLEC Std E	Qwest Num	Qwest Denc	Qwest Resu	Mod Z Scr	Parity Scr
Aug-02					0	8	0.00%		
Sep-02					2	10	20.00%		
Oct-02					2	20	10.00%		
Nov-02					1	8	12.50%		
Dec-02					1	14	7.14%		
Jan-03									
Feb-03					1	11	9.09%		
Mar-03					0	9	0.00%		
Apr-03	3	4	75.00%	43.30%	3	13	23.08%	1.7	0.04
May-03	0	1	0.00%	0.00%	0	5	0.00%	N/A	N/A
Jun-03	0	1	0.00%	0.00%	3	17	17.65%	-0.45	-1.27
Jul-03									

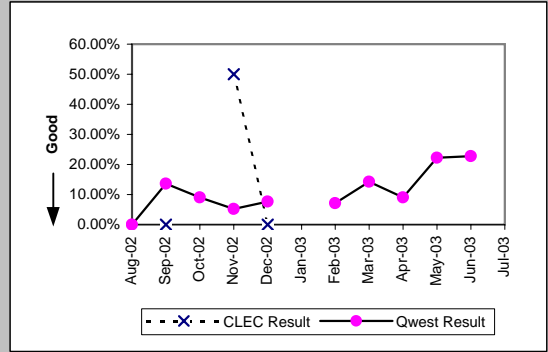


\*Results exclude No Trouble Found and Test OK reports unless QWEST trouble is found on another report within 30 days of the original report. A 30-day window necessitates reporting a month behind

MR-7B\* - Repair Repeat Report Rate (Percent) - Dispatches outside MSAs

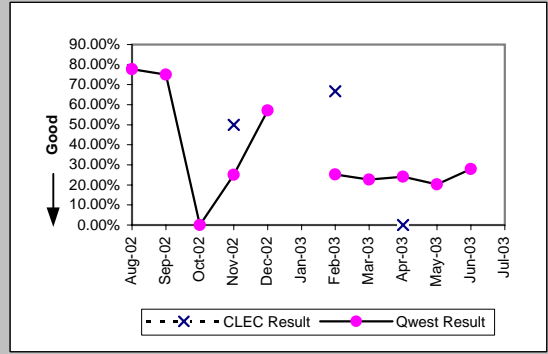
UNE P (Centrex 21) (Parity)

Date	CLEC Num	CLEC Denc	CLEC Resu	CLEC Std	Qwest Num	Qwest Denc	Qwest Resu	Mod Z Scr	Parity Scr
Aug-02					0	10	0.00%		
Sep-02	0	1	0.00%	0.00%	3	22	13.64%	-0.39	-1.24
Oct-02					1	11	9.09%		
Nov-02	1	2	50.00%	50.00%	1	19	5.26%	1.36	-0.17
Dec-02	0	1	0.00%	0.00%	1	13	7.69%	-0.28	-1.17
Jan-03									
Feb-03					1	14	7.14%		
Mar-03					2	14	14.29%		
Apr-03					1	11	9.09%		
May-03					4	18	22.22%		
Jun-03					5	22	22.73%		
Jul-03									



Line Sharing (Diagnostic)

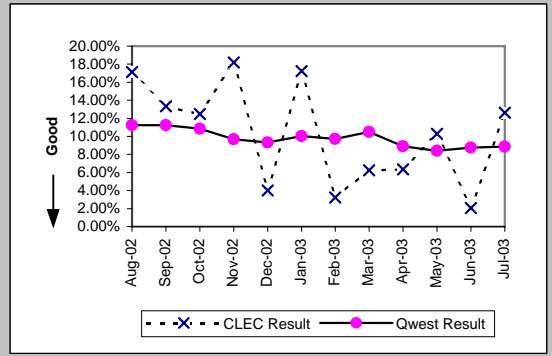
Date	CLEC Num	CLEC Denc	CLEC Resu	CLEC Std	Qwest Num	Qwest Denc	Qwest Resu	Mod Z Scr	Parity Scr
Aug-02					7	9	77.78%		
Sep-02					3	4	75.00%		
Oct-02					0	1	0.00%		
Nov-02	1	2	50.00%	50.00%	1	4	25.00%	0.32	-0.8
Dec-02					4	7	57.14%		
Jan-03									
Feb-03	2	3	66.67%	47.14%	52	206	25.24%	1.37	-0.17
Mar-03					54	239	22.59%		
Apr-03	0	1	0.00%	0.00%	63	261	24.14%	-0.56	-1.34
May-03					53	262	20.23%		
Jun-03					7	25	28.00%		
Jul-03									



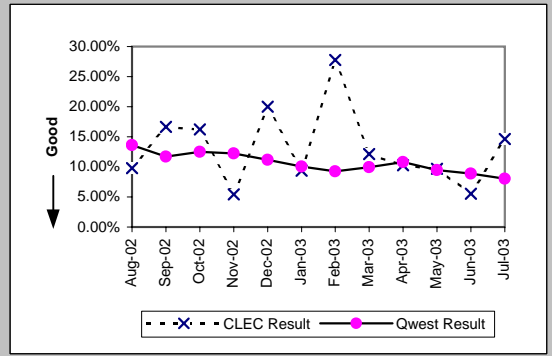
\*Results exclude No Trouble Found and Test OK reports unless QWEST trouble is found on another report within 30 days of the original report. A 30-day window necessitates reporting a month behind

MR-7C - Repair Repeat Report Rate (Percent) - No dispatches

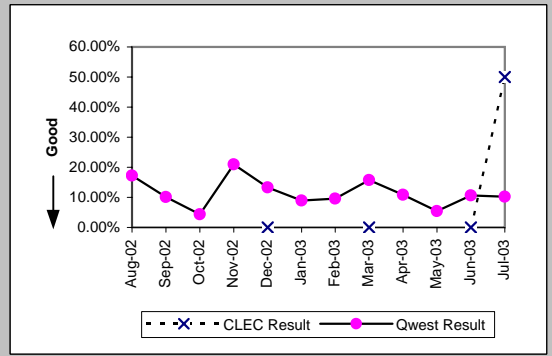
Residence (Parity)									
Date	CLEC Num	CLEC Denc	CLEC Resu	CLEC Std E	Qwest Num	Qwest Denc	Qwest Resu	Mod Z Scr	Parity Scr
Aug-02	6	35	17.14%	37.69%	502	4472	11.23%	1.07	-0.35
Sep-02	4	30	13.33%	33.99%	442	3934	11.24%	0.41	-0.75
Oct-02	4	32	12.50%	33.07%	441	4065	10.85%	0.35	-0.79
Nov-02	4	22	18.18%	38.57%	352	3639	9.67%	1.25	-0.24
Dec-02	1	25	4.00%	19.60%	313	3360	9.32%	-0.91	-1.55
Jan-03	5	29	17.24%	37.77%	354	3527	10.04%	1.22	-0.26
Feb-03	1	31	3.23%	17.67%	315	3245	9.71%	-1.21	-1.74
Mar-03	4	64	6.25%	24.21%	352	3357	10.49%	-1.1	-1.67
Apr-03	4	63	6.35%	24.38%	272	3054	8.91%	-0.71	-1.43
May-03	7	68	10.29%	30.39%	245	2912	8.41%	0.58	-0.65
Jun-03	1	49	2.04%	14.14%	256	2918	8.77%	-1.65	-2
Jul-03	12	95	12.63%	33.22%	293	3305	8.87%	1.24	-0.25



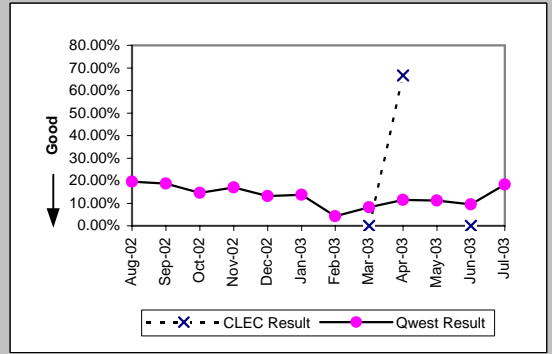
Business (Parity)									
Date	CLEC Num	CLEC Denc	CLEC Resu	CLEC Std E	Qwest Num	Qwest Denc	Qwest Resu	Mod Z Scr	Parity Scr
Aug-02	5	51	9.80%	29.74%	96	705	13.62%	-0.77	-1.47
Sep-02	7	42	16.67%	37.27%	94	803	11.71%	0.96	-0.42
Oct-02	6	37	16.22%	36.86%	83	665	12.48%	0.68	-0.59
Nov-02	2	37	5.41%	22.61%	75	612	12.25%	-1.23	-1.75
Dec-02	7	35	20.00%	40.00%	59	528	11.17%	1.48	-0.1
Jan-03	3	32	9.38%	29.15%	62	618	10.03%	-0.12	-1.07
Feb-03	10	36	27.78%	44.79%	57	616	9.25%	3.06	0.86
Mar-03	4	33	12.12%	32.64%	52	524	9.92%	0.44	-0.73
Apr-03	4	39	10.26%	30.34%	61	565	10.80%	-0.11	-1.06
May-03	3	31	9.68%	29.57%	50	527	9.49%	0.09	-0.95
Jun-03	2	36	5.56%	22.91%	45	508	8.86%	-0.67	-1.41
Jul-03	6	41	14.63%	35.34%	44	549	8.01%	1.39	-0.16



Centrex (Parity)									
Date	CLEC Num	CLEC Denc	CLEC Resu	CLEC Std E	Qwest Num	Qwest Denc	Qwest Resu	Mod Z Scr	Parity Scr
Aug-02					20	116	17.24%		
Sep-02					13	128	10.16%		
Oct-02					4	92	4.35%		
Nov-02					21	100	21.00%		
Dec-02	0	1	0.00%	0.00%	12	90	13.33%	-0.39	-1.24
Jan-03					9	101	8.91%		
Feb-03					10	105	9.52%		
Mar-03	0	1	0.00%	0.00%	12	76	15.79%	-0.43	-1.26
Apr-03					11	101	10.89%		
May-03					4	74	5.41%		
Jun-03	0	2	0.00%	0.00%	8	75	10.67%	-0.48	-1.29
Jul-03	2	4	50.00%	50.00%	9	88	10.23%	1.86	0.13



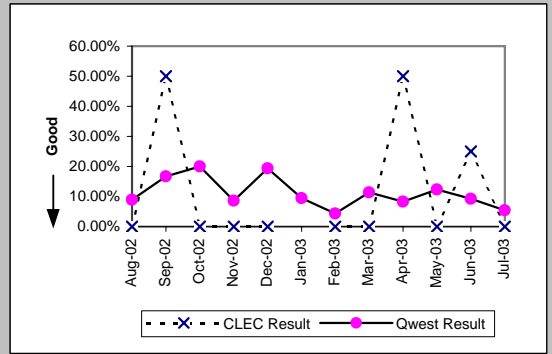
Centrex 21 (Parity)									
Date	CLEC Num	CLEC Denc	CLEC Resu	CLEC Std E	Qwest Num	Qwest Denc	Qwest Resu	Mod Z Scr	Parity Scr
Aug-02					25	128	19.53%		
Sep-02					27	144	18.75%		
Oct-02					14	96	14.58%		
Nov-02					14	82	17.07%		
Dec-02					9	68	13.24%		
Jan-03					12	87	13.79%		
Feb-03					4	93	4.30%		
Mar-03	0	2	0.00%	0.00%	6	73	8.22%	-0.42	-1.25
Apr-03	2	3	66.67%	47.14%	11	96	11.46%	2.07	0.26
May-03					11	98	11.22%		
Jun-03	0	1	0.00%	0.00%	9	95	9.47%	-0.32	-1.2
Jul-03					17	93	18.28%		



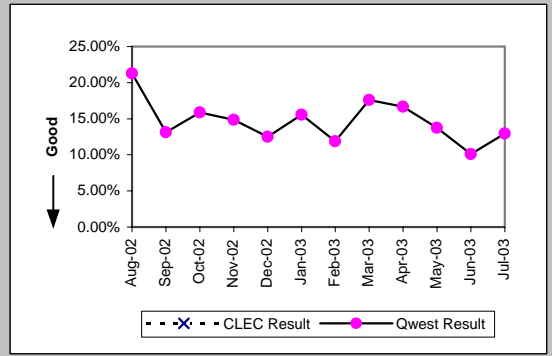


MR-7C - Repair Repeat Report Rate (Percent) - No dispatches

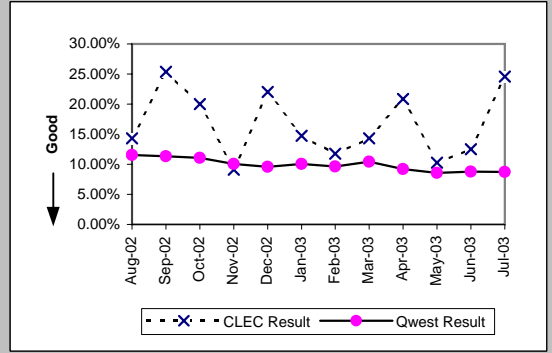
PBX (Parity)									
Date	CLEC Num	CLEC Denc	CLEC Resu	CLEC Std E	Qwest Num	Qwest Denc	Qwest Resu	Mod Z Scr	Parity Scr
Aug-02	0	2	0.00%	0.00%	10	112	8.93%	-0.44	-1.27
Sep-02	2	4	50.00%	50.00%	18	108	16.67%	1.44	-0.13
Oct-02	0	3	0.00%	0.00%	12	60	20.00%	-0.85	-1.51
Nov-02	0	3	0.00%	0.00%	7	81	8.64%	-0.52	-1.32
Dec-02	0	1	0.00%	0.00%	17	88	19.32%	-0.49	-1.3
Jan-03					7	74	9.46%		
Feb-03	0	1	0.00%	0.00%	3	68	4.41%	-0.21	-1.13
Mar-03	0	2	0.00%	0.00%	9	79	11.39%	-0.5	-1.3
Apr-03	1	2	50.00%	50.00%	5	60	8.33%	1.33	-0.19
May-03	0	2	0.00%	0.00%	8	65	12.31%	-0.52	-1.32
Jun-03	1	4	25.00%	43.30%	5	54	9.26%	0.82	-0.5
Jul-03	0	2	0.00%	0.00%	3	55	5.45%	-0.33	-1.2



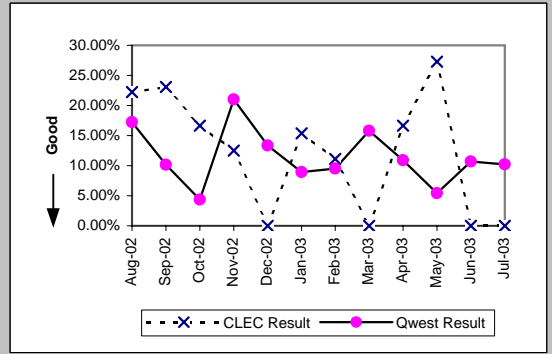
Basic Rate ISDN (Parity)									
Date	CLEC Num	CLEC Denc	CLEC Resu	CLEC Std E	Qwest Num	Qwest Denc	Qwest Resu	Mod Z Scr	Parity Scr
Aug-02					27	127	21.26%		
Sep-02					13	99	13.13%		
Oct-02					13	82	15.85%		
Nov-02					15	101	14.85%		
Dec-02					14	112	12.50%		
Jan-03					19	122	15.57%		
Feb-03					17	143	11.89%		
Mar-03					25	142	17.61%		
Apr-03					20	120	16.67%		
May-03					14	102	13.73%		
Jun-03					10	99	10.10%		
Jul-03					11	85	12.94%		



UNE - P (POTS) (Parity)									
Date	CLEC Num	CLEC Denc	CLEC Resu	CLEC Std E	Qwest Num	Qwest Denc	Qwest Resu	Mod Z Scr	Parity Scr
Aug-02	11	77	14.29%	34.99%	598	5177	11.55%	0.76	-0.54
Sep-02	16	63	25.40%	43.53%	536	4737	11.32%	3.1	0.88
Oct-02	12	60	20.00%	40.00%	524	4730	11.08%	2.02	0.23
Nov-02	6	66	9.09%	28.75%	427	4251	10.04%	-0.26	-1.16
Dec-02	11	50	22.00%	41.42%	372	3888	9.57%	2.61	0.59
Jan-03	9	61	14.75%	35.46%	416	4145	10.04%	1.18	-0.28
Feb-03	8	68	11.76%	32.22%	372	3861	9.63%	0.61	-0.63
Mar-03	7	49	14.29%	34.99%	404	3881	10.41%	0.88	-0.46
Apr-03	10	48	20.83%	40.61%	333	3619	9.20%	2.44	0.49
May-03	8	78	10.26%	30.34%	295	3439	8.58%	0.55	-0.66
Jun-03	6	48	12.50%	33.07%	301	3426	8.79%	0.9	-0.45
Jul-03	15	61	24.59%	43.06%	337	3854	8.74%	3.65	1.22

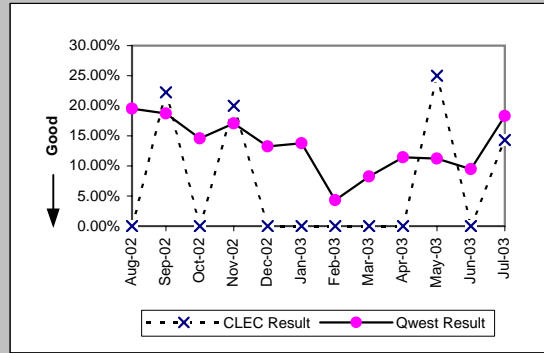


UNE P (Centrex) (Parity)									
Date	CLEC Num	CLEC Denc	CLEC Resu	CLEC Std E	Qwest Num	Qwest Denc	Qwest Resu	Mod Z Scr	Parity Scr
Aug-02	4	18	22.22%	41.57%	20	116	17.24%	0.52	-0.69
Sep-02	3	13	23.08%	42.13%	13	128	10.16%	1.28	-0.22
Oct-02	2	12	16.67%	37.27%	4	92	4.35%	1.44	-0.12
Nov-02	1	8	12.50%	33.07%	21	100	21.00%	-0.57	-1.35
Dec-02	0	7	0.00%	0.00%	12	90	13.33%	-1	-1.61
Jan-03	2	13	15.38%	36.08%	9	101	8.91%	0.71	-0.57
Feb-03	1	9	11.11%	31.43%	10	105	9.52%	0.17	-0.89
Mar-03	0	8	0.00%	0.00%	12	76	15.79%	-1.16	-1.71
Apr-03	2	12	16.67%	37.27%	11	101	10.89%	0.58	-0.65
May-03	3	11	27.27%	44.54%	4	74	5.41%	2.03	0.23
Jun-03	0	6	0.00%	0.00%	8	75	10.67%	-0.81	-1.5
Jul-03	0	4	0.00%	0.00%	9	88	10.23%	-0.66	-1.4

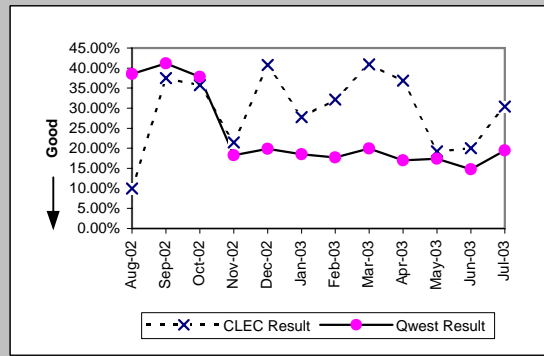


MR-7C - Repair Repeat Report Rate (Percent) - No dispatches

UNE P (Centrex 21) (Parity)										
Date	CLEC Num	CLEC Denc	CLEC Resu	CLEC Std	Qwest Num	Qwest Denc	Qwest Resu	Mod Z Scr	Parity Scr	
Aug-02	0	4	0.00%	0.00%	25	128	19.53%	-0.97	-1.59	
Sep-02	2	9	22.22%	41.57%	27	144	18.75%	0.28	-0.83	
Oct-02	0	5	0.00%	0.00%	14	96	14.58%	-0.9	-1.55	
Nov-02	1	5	20.00%	40.00%	14	82	17.07%	0.17	-0.9	
Dec-02	0	6	0.00%	0.00%	9	68	13.24%	-0.92	-1.56	
Jan-03	0	4	0.00%	0.00%	12	87	13.79%	-0.78	-1.48	
Feb-03	0	9	0.00%	0.00%	4	93	4.30%	-0.61	-1.37	
Mar-03	0	9	0.00%	0.00%	6	73	8.22%	-0.85	-1.51	
Apr-03	0	3	0.00%	0.00%	11	96	11.46%	-0.61	-1.37	
May-03	2	8	25.00%	43.30%	11	98	11.22%	1.03	-0.37	
Jun-03	0	5	0.00%	0.00%	9	95	9.47%	-0.71	-1.43	
Jul-03	1	7	14.29%	34.99%	17	93	18.28%	-0.26	-1.16	

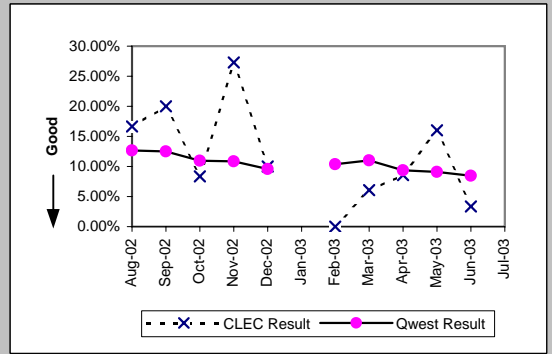


Line Sharing (Diagnostic)										
Date	CLEC Num	CLEC Denc	CLEC Resu	CLEC Std	Qwest Num	Qwest Denc	Qwest Resu	Mod Z Scr	Parity Scr	
Aug-02	1	10	10.00%	30.00%	241	626	38.50%	-1.84	-2.12	
Sep-02	3	8	37.50%	48.41%	170	413	41.16%	-0.21	-1.13	
Oct-02	10	28	35.71%	47.92%	113	299	37.79%	-0.22	-1.13	
Nov-02	6	28	21.43%	41.03%	57	312	18.27%	0.43	-0.74	
Dec-02	11	27	40.74%	49.14%	68	342	19.88%	2.37	0.44	
Jan-03	10	36	27.78%	44.79%	73	394	18.53%	1.31	-0.21	
Feb-03	9	28	32.14%	46.70%	275	1550	17.74%	1.84	0.12	
Mar-03	9	22	40.91%	49.17%	309	1552	19.91%	2.24	0.36	
Apr-03	7	19	36.84%	48.24%	299	1756	17.03%	2.06	0.25	
May-03	5	26	19.23%	39.41%	287	1650	17.39%	0.28	-0.83	
Jun-03	2	10	20.00%	40.00%	207	1402	14.76%	0.49	-0.7	
Jul-03	7	23	30.43%	46.01%	312	1602	19.48%	1.26	-0.23	

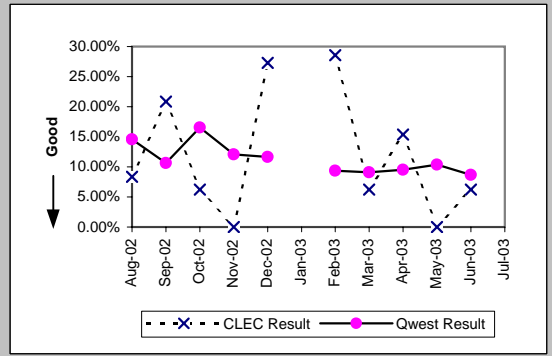


MR-7C\* - Repair Repeat Report Rate (Percent) - No dispatches

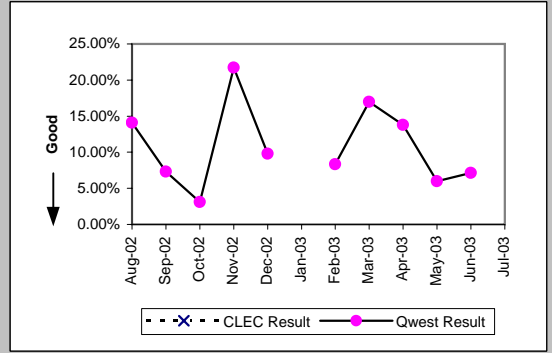
Residence (Parity)									
Date	CLEC Num	CLEC Denc	CLEC Resu	CLEC Std E	Qwest Num	Qwest Denc	Qwest Resu	Mod Z Scr	Parity Scr
Aug-02	2	12	16.67%	37.27%	252	1993	12.64%	0.45	-0.72
Sep-02	4	20	20.00%	40.00%	221	1768	12.50%	0.98	-0.41
Oct-02	1	12	8.33%	27.64%	178	1623	10.97%	-0.29	-1.18
Nov-02	3	11	27.27%	44.54%	176	1625	10.83%	1.52	-0.08
Dec-02	1	10	10.00%	30.00%	148	1546	9.57%	0.13	-0.92
Jan-03									
Feb-03	0	17	0.00%	0.00%	165	1589	10.38%	-1.4	-1.85
Mar-03	2	33	6.06%	23.86%	189	1714	11.03%	-0.9	-1.55
Apr-03	3	35	8.57%	27.99%	139	1481	9.39%	-0.16	-1.1
May-03	4	25	16.00%	36.66%	120	1317	9.11%	1.12	-0.32
Jun-03	1	30	3.33%	17.95%	114	1345	8.48%	-1	-1.61
Jul-03									



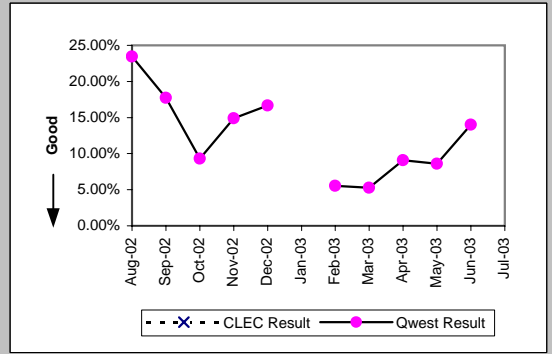
Business (Parity)									
Date	CLEC Num	CLEC Denc	CLEC Resu	CLEC Std E	Qwest Num	Qwest Denc	Qwest Resu	Mod Z Scr	Parity Scr
Aug-02	2	24	8.33%	27.64%	53	364	14.56%	-0.84	-1.51
Sep-02	5	24	20.83%	40.61%	54	508	10.63%	1.45	-0.12
Oct-02	1	16	6.25%	24.21%	57	345	16.52%	-1.08	-1.66
Nov-02	0	15	0.00%	0.00%	41	339	12.09%	-1.41	-1.85
Dec-02	6	22	27.27%	44.54%	34	292	11.64%	1.92	0.17
Jan-03									
Feb-03	6	21	28.57%	45.18%	32	341	9.38%	2.4	0.46
Mar-03	1	16	6.25%	24.21%	27	297	9.09%	-0.39	-1.23
Apr-03	2	13	15.38%	36.08%	31	325	9.54%	0.69	-0.58
May-03	0	13	0.00%	0.00%	28	270	10.37%	-1.2	-1.73
Jun-03	1	16	6.25%	24.21%	23	266	8.65%	-0.33	-1.2
Jul-03									



Centrex (Parity)									
Date	CLEC Num	CLEC Denc	CLEC Resu	CLEC Std E	Qwest Num	Qwest Denc	Qwest Resu	Mod Z Scr	Parity Scr
Aug-02					11	78	14.10%		
Sep-02					6	82	7.32%		
Oct-02					2	64	3.13%		
Nov-02					15	69	21.74%		
Dec-02					5	51	9.80%		
Jan-03									
Feb-03					6	72	8.33%		
Mar-03					9	53	16.98%		
Apr-03					8	58	13.79%		
May-03					3	50	6.00%		
Jun-03					3	42	7.14%		
Jul-03									



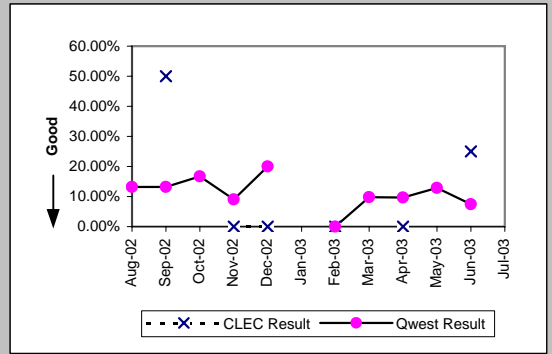
Centrex 21 (Parity)									
Date	CLEC Num	CLEC Denc	CLEC Resu	CLEC Std E	Qwest Num	Qwest Denc	Qwest Resu	Mod Z Scr	Parity Scr
Aug-02					15	64	23.44%		
Sep-02					14	79	17.72%		
Oct-02					4	43	9.30%		
Nov-02					7	47	14.89%		
Dec-02					7	42	16.67%		
Jan-03									
Feb-03					3	54	5.56%		
Mar-03					2	38	5.26%		
Apr-03					5	55	9.09%		
May-03					5	58	8.62%		
Jun-03					7	50	14.00%		
Jul-03									



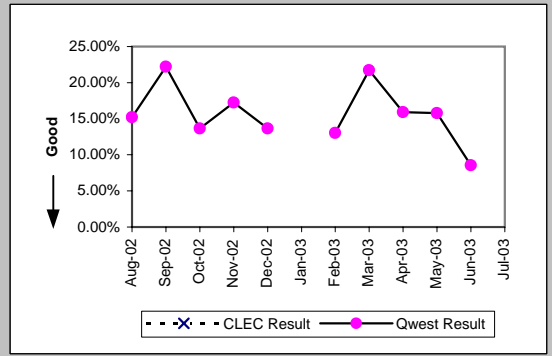
\*Results exclude No Trouble Found and Test OK reports unless QWEST trouble is found on another report within 30 days of the original report. A 30-day window necessitates reporting a month behind

MR-7C\* - Repair Repeat Report Rate (Percent) - No dispatches

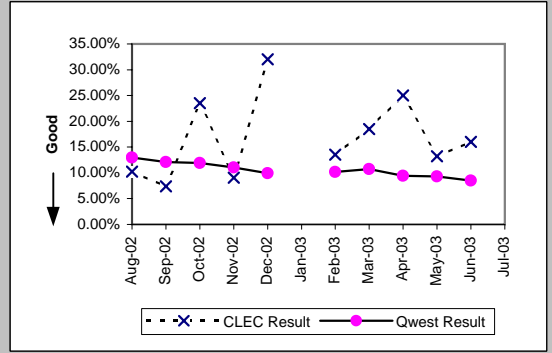
PBX (Parity)									
Date	CLEC Num	CLEC Denc	CLEC Resu	CLEC Std I	Qwest Num	Qwest Denc	Qwest Resu	Mod Z Scr	Parity Scr
Aug-02					7	53	13.21%		
Sep-02	1	2	50.00%	50.00%	7	53	13.21%	1.07	-0.35
Oct-02					4	24	16.67%		
Nov-02	0	1	0.00%	0.00%	3	33	9.09%	-0.31	-1.19
Dec-02	0	1	0.00%	0.00%	7	35	20.00%	-0.49	-1.3
Jan-03									
Feb-03	0	1	0.00%	0.00%	0	40	0.00%	N/A	N/A
Mar-03					4	41	9.76%		
Apr-03	0	1	0.00%	0.00%	3	31	9.68%	-0.32	-1.2
May-03					4	31	12.90%		
Jun-03	1	4	25.00%	43.30%	2	27	7.41%	0.86	-0.47
Jul-03									



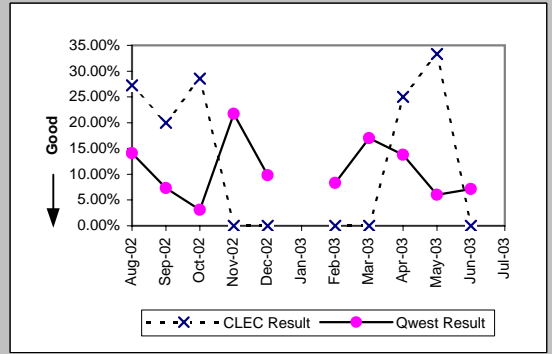
Basic Rate ISDN (Parity)									
Date	CLEC Num	CLEC Denc	CLEC Resu	CLEC Std I	Qwest Num	Qwest Denc	Qwest Resu	Mod Z Scr	Parity Scr
Aug-02					7	46	15.22%		
Sep-02					6	27	22.22%		
Oct-02					3	22	13.64%		
Nov-02					5	29	17.24%		
Dec-02					6	44	13.64%		
Jan-03									
Feb-03					9	69	13.04%		
Mar-03					10	46	21.74%		
Apr-03					7	44	15.91%		
May-03					6	38	15.79%		
Jun-03					3	35	8.57%		
Jul-03									



UNE - P (POTS) (Parity)									
Date	CLEC Num	CLEC Denc	CLEC Resu	CLEC Std I	Qwest Num	Qwest Denc	Qwest Resu	Mod Z Scr	Parity Scr
Aug-02	4	39	10.26%	30.34%	305	2357	12.94%	-0.5	-1.3
Sep-02	2	27	7.41%	26.19%	275	2276	12.08%	-0.74	-1.45
Oct-02	8	34	23.53%	42.42%	235	1968	11.94%	1.89	0.15
Nov-02	4	44	9.09%	28.75%	217	1964	11.05%	-0.41	-1.25
Dec-02	8	25	32.00%	46.65%	182	1838	9.90%	3.02	0.84
Jan-03									
Feb-03	5	37	13.51%	34.19%	197	1930	10.21%	0.68	-0.59
Mar-03	5	27	18.52%	38.84%	216	2011	10.74%	1.23	-0.25
Apr-03	7	28	25.00%	43.30%	170	1806	9.41%	2.4	0.46
May-03	7	53	13.21%	33.86%	148	1587	9.33%	0.94	-0.43
Jun-03	4	25	16.00%	36.66%	137	1611	8.50%	1.24	-0.24
Jul-03									



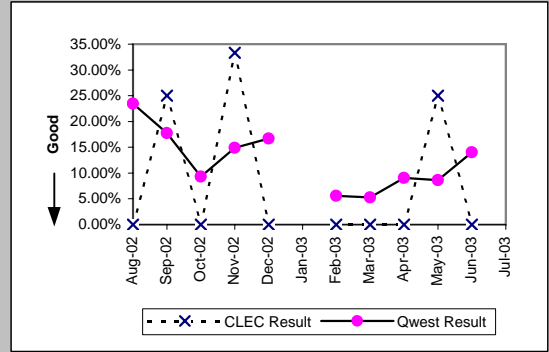
UNE P (Centrex) (Parity)									
Date	CLEC Num	CLEC Denc	CLEC Resu	CLEC Std I	Qwest Num	Qwest Denc	Qwest Resu	Mod Z Scr	Parity Scr
Aug-02	3	11	27.27%	44.54%	11	78	14.10%	1.05	-0.36
Sep-02	1	5	20.00%	40.00%	6	82	7.32%	0.84	-0.49
Oct-02	2	7	28.57%	45.18%	2	64	3.13%	2.06	0.25
Nov-02	0	5	0.00%	0.00%	15	69	21.74%	-1.14	-1.69
Dec-02	0	2	0.00%	0.00%	5	51	9.80%	-0.46	-1.28
Jan-03									
Feb-03	0	6	0.00%	0.00%	6	72	8.33%	-0.71	-1.43
Mar-03	0	8	0.00%	0.00%	9	53	16.98%	-1.19	-1.72
Apr-03	2	8	25.00%	43.30%	8	58	13.79%	0.77	-0.53
May-03	1	3	33.33%	47.14%	3	50	6.00%	1.24	-0.25
Jun-03	0	1	0.00%	0.00%	3	42	7.14%	-0.27	-1.17
Jul-03									



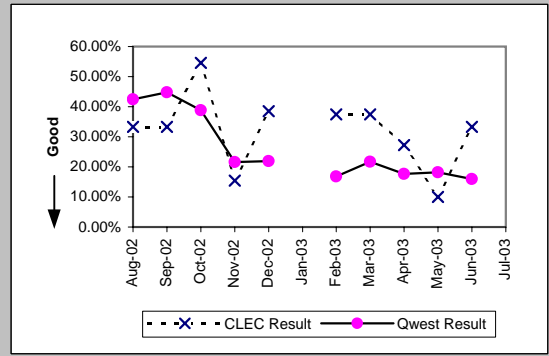
\*Results exclude No Trouble Found and Test OK reports unless QWEST trouble is found on another report within 30 days of the original report. A 30-day window necessitates reporting a month behind

MR-7C\* - Repair Repeat Report Rate (Percent) - No dispatches

UNE P (Centrex 21) (Parity)									
Date	CLEC Num	CLEC Denc	CLEC Resu	CLEC Std	Qwest Num	Qwest Denc	Qwest Resu	Mod Z Scr	Parity Scr
Aug-02	0	3	0.00%	0.00%	15	64	23.44%	-0.94	-1.57
Sep-02	1	4	25.00%	43.30%	14	79	17.72%	0.34	-0.79
Oct-02	0	2	0.00%	0.00%	4	43	9.30%	-0.44	-1.27
Nov-02	1	3	33.33%	47.14%	7	47	14.89%	0.7	-0.58
Dec-02	0	2	0.00%	0.00%	7	42	16.67%	-0.62	-1.38
Jan-03									
Feb-03	0	5	0.00%	0.00%	3	54	5.56%	-0.52	-1.32
Mar-03	0	3	0.00%	0.00%	2	38	5.26%	-0.39	-1.24
Apr-03	0	3	0.00%	0.00%	5	55	9.09%	-0.53	-1.32
May-03	1	4	25.00%	43.30%	5	58	8.62%	0.87	-0.47
Jun-03	0	3	0.00%	0.00%	7	50	14.00%	-0.68	-1.41
Jul-03									



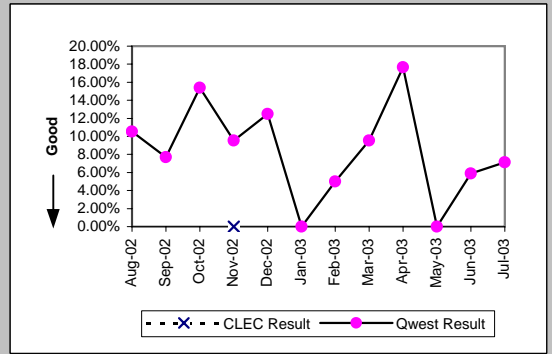
Line Sharing (Diagnostic)									
Date	CLEC Num	CLEC Denc	CLEC Resu	CLEC Std	Qwest Num	Qwest Denc	Qwest Resu	Mod Z Scr	Parity Scr
Aug-02	1	3	33.33%	47.14%	150	353	42.49%	-0.32	-1.19
Sep-02	1	3	33.33%	47.14%	90	201	44.78%	-0.4	-1.24
Oct-02	6	11	54.55%	49.79%	61	157	38.85%	0.99	-0.4
Nov-02	2	13	15.38%	36.08%	36	167	21.56%	-0.52	-1.32
Dec-02	5	13	38.46%	48.65%	44	201	21.89%	1.31	-0.21
Jan-03									
Feb-03	3	8	37.50%	48.41%	168	999	16.82%	1.39	-0.16
Mar-03	3	8	37.50%	48.41%	214	986	21.70%	1.01	-0.39
Apr-03	3	11	27.27%	44.54%	195	1101	17.71%	0.8	-0.51
May-03	1	10	10.00%	30.00%	194	1067	18.18%	-0.67	-1.41
Jun-03	1	3	33.33%	47.14%	147	922	15.94%	0.71	-0.57
Jul-03									



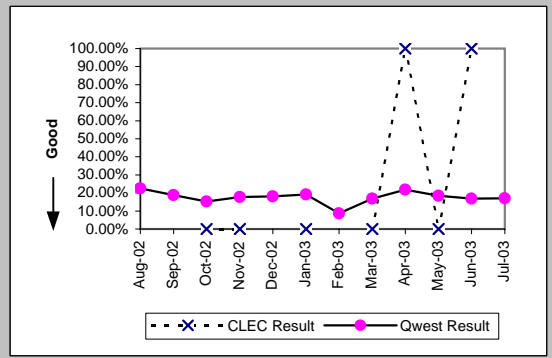
\*Results exclude No Trouble Found and Test OK reports unless QWEST trouble is found on another report within 30 days of the original report. A 30-day window necessitates reporting a month behind

MR-7D - Repair Repeat Report Rate (Percent) - Interval Zone One

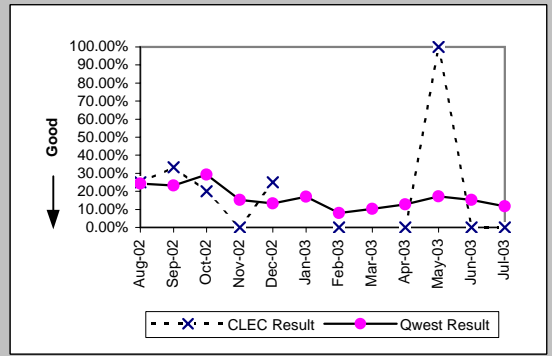
ISDN Primary (Parity)									
Date	CLEC Num	CLEC Denc	CLEC Resu	CLEC Std E	Qwest Num	Qwest Denc	Qwest Resu	Mod Z Scr	Parity Scr
Aug-02					2	19	10.53%		
Sep-02					2	26	7.69%		
Oct-02					2	13	15.38%		
Nov-02	0	1	0.00%	0.00%	2	21	9.52%	-0.32	-1.19
Dec-02					3	24	12.50%		
Jan-03					0	16	0.00%		
Feb-03					1	20	5.00%		
Mar-03					2	21	9.52%		
Apr-03					3	17	17.65%		
May-03					0	26	0.00%		
Jun-03					1	17	5.88%		
Jul-03					2	28	7.14%		



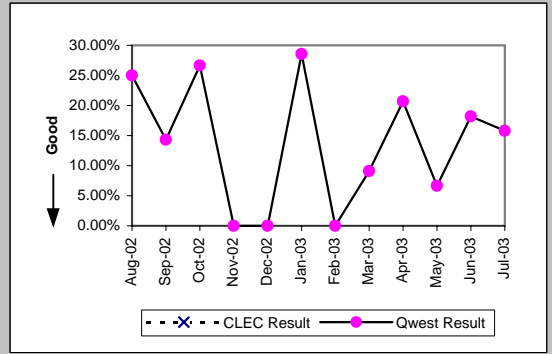
DS0 (Parity)									
Date	CLEC Num	CLEC Denc	CLEC Resu	CLEC Std E	Qwest Num	Qwest Denc	Qwest Resu	Mod Z Scr	Parity Scr
Aug-02					101	448	22.54%		
Sep-02					91	482	18.88%		
Oct-02	0	1	0.00%	0.00%	51	336	15.18%	-0.42	-1.26
Nov-02	0	1	0.00%	0.00%	66	373	17.69%	-0.46	-1.28
Dec-02					72	400	18.00%		
Jan-03	0	2	0.00%	0.00%	63	329	19.15%	-0.69	-1.42
Feb-03					31	357	8.68%		
Mar-03	0	3	0.00%	0.00%	56	334	16.77%	-0.77	-1.47
Apr-03	1	1	100.00%	0.00%	63	290	21.72%	1.24	-0.25
May-03	0	2	0.00%	0.00%	54	293	18.43%	-0.67	-1.41
Jun-03	2	2	100.00%	0.00%	58	343	16.91%	2.22	0.35
Jul-03					52	304	17.11%		



DS1 (Parity)									
Date	CLEC Num	CLEC Denc	CLEC Resu	CLEC Std E	Qwest Num	Qwest Denc	Qwest Resu	Mod Z Scr	Parity Scr
Aug-02	1	4	25.00%	43.30%	112	460	24.35%	0.07	-0.96
Sep-02	1	3	33.33%	47.14%	107	459	23.31%	0.39	-0.76
Oct-02	1	5	20.00%	40.00%	101	346	29.19%	-0.45	-1.27
Nov-02	0	4	0.00%	0.00%	70	461	15.18%	-0.84	-1.51
Dec-02	2	8	25.00%	43.30%	62	469	13.22%	0.9	-0.45
Jan-03					67	392	17.09%		
Feb-03	0	1	0.00%	0.00%	32	400	8.00%	-0.29	-1.18
Mar-03					39	376	10.37%		
Apr-03	0	7	0.00%	0.00%	47	368	12.77%	-1	-1.61
May-03	1	1	100.00%	0.00%	58	336	17.26%	1.37	-0.17
Jun-03	0	1	0.00%	0.00%	66	435	15.17%	-0.42	-1.26
Jul-03	0	5	0.00%	0.00%	46	395	11.65%	-0.81	-1.49

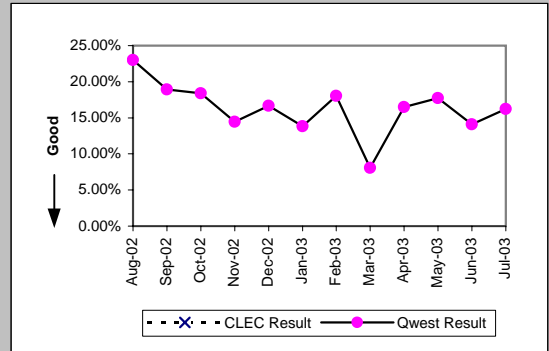


DS3 (Parity)									
Date	CLEC Num	CLEC Denc	CLEC Resu	CLEC Std E	Qwest Num	Qwest Denc	Qwest Resu	Mod Z Scr	Parity Scr
Aug-02					6	24	25.00%		
Sep-02					2	14	14.29%		
Oct-02					4	15	26.67%		
Nov-02	0	7	0.00%	0.00%	0	7	0.00%		
Dec-02	0	9	0.00%	0.00%	0	9	0.00%		
Jan-03					4	14	28.57%		
Feb-03					0	13	0.00%		
Mar-03	1	11	9.09%	0.00%	1	11	9.09%		
Apr-03	6	29	20.69%	0.00%	6	29	20.69%		
May-03	1	15	6.67%	0.00%	1	15	6.67%		
Jun-03					2	11	18.18%		
Jul-03					3	19	15.79%		

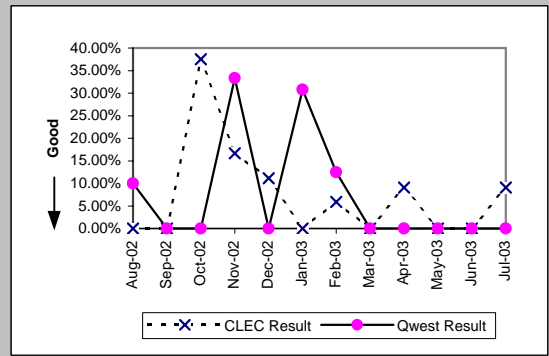


MR-7D - Repair Repeat Report Rate (Percent) - Interval Zone One

Frame Relay (Parity)									
Date	CLEC Num	CLEC Denc	CLEC Resu	CLEC Std	Qwest Num	Qwest Denc	Qwest Resu	Mod Z Scr	Parity Scr
Aug-02					29	126	23.02%		
Sep-02					21	111	18.92%		
Oct-02					16	87	18.39%		
Nov-02					14	97	14.43%		
Dec-02					15	90	16.67%		
Jan-03					13	94	13.83%		
Feb-03					11	61	18.03%		
Mar-03					5	62	8.06%		
Apr-03					14	85	16.47%		
May-03					14	79	17.72%		
Jun-03					12	85	14.12%		
Jul-03					12	74	16.22%		

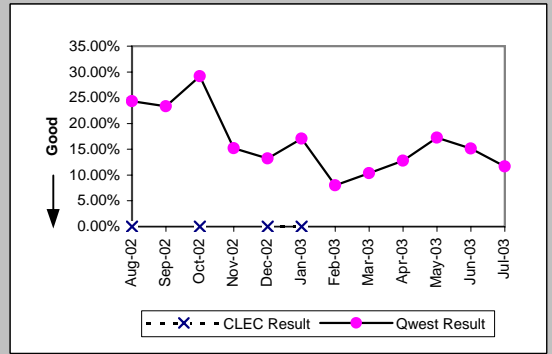


LIS Trunk (Parity)									
Date	CLEC Num	CLEC Denc	CLEC Resu	CLEC Std	Qwest Num	Qwest Denc	Qwest Resu	Mod Z Scr	Parity Scr
Aug-02	0	7	0.00%	0.00%	1	10	10.00%	-0.68	-1.41
Sep-02	0	10	0.00%	0.00%	0	12	0.00%	N/A	N/A
Oct-02	3	8	37.50%	48.41%	0	4	0.00%	N/A	-0.26
Nov-02	1	6	16.67%	37.27%	1	3	33.33%	-0.5	-1.3
Dec-02	1	9	11.11%	31.43%	0	1	0.00%	N/A	-1.08
Jan-03	0	3	0.00%	0.00%	4	13	30.77%	-1.04	-1.63
Feb-03	2	34	5.88%	23.53%	1	8	12.50%	-0.51	-1.31
Mar-03	0	17	0.00%	0.00%	0	6	0.00%	N/A	N/A
Apr-03	1	11	9.09%	28.75%	0	5	0.00%	N/A	-0.8
May-03	0	16	0.00%	0.00%	0	9	0.00%	N/A	N/A
Jun-03	0	6	0.00%	0.00%	0	5	0.00%	N/A	N/A
Jul-03	1	11	9.09%	28.75%	0	5	0.00%	N/A	-0.8

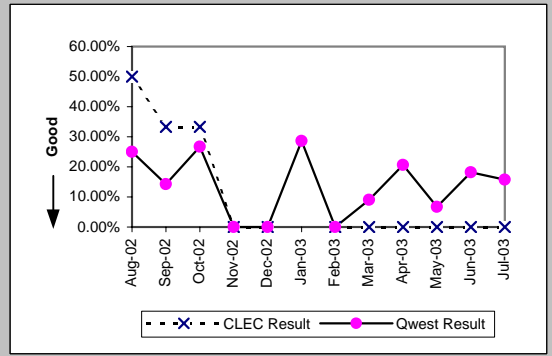


MR-7D - Repair Repeat Report Rate (Percent) - Interval Zone One

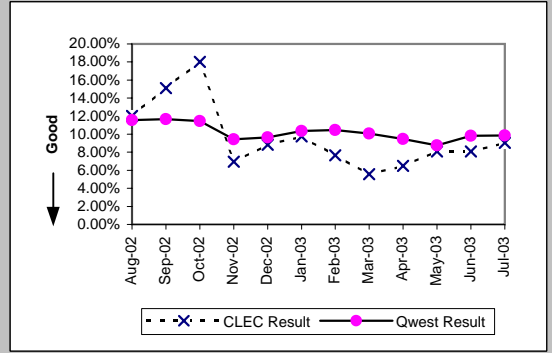
UDIT DS1 (Parity)									
Date	CLEC Num	CLEC Denc	CLEC Resu	CLEC Std	Qwest Num	Qwest Denc	Qwest Resu	Mod Z Scr	Parity Scr
Aug-02	0	6	0.00%	0.00%	112	460	24.35%	-1.38	-1.84
Sep-02					107	459	23.31%		
Oct-02	0	1	0.00%	0.00%	101	346	29.19%	-0.64	-1.39
Nov-02					70	461	15.18%		
Dec-02	0	2	0.00%	0.00%	62	469	13.22%	-0.55	-1.33
Jan-03	0	1	0.00%	0.00%	67	392	17.09%	-0.45	-1.28
Feb-03					32	400	8.00%		
Mar-03					39	376	10.37%		
Apr-03					47	368	12.77%		
May-03					58	336	17.26%		
Jun-03					66	435	15.17%		
Jul-03					46	395	11.65%		



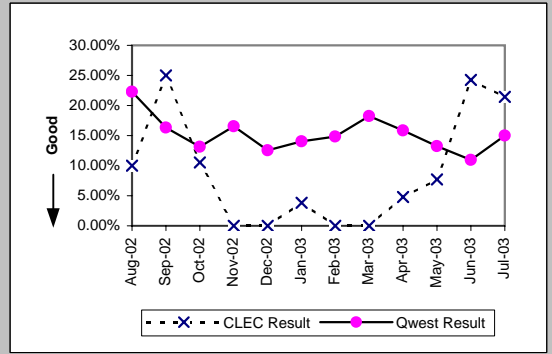
UDIT Above DS1 Level (Parity)									
Date	CLEC Num	CLEC Denc	CLEC Resu	CLEC Std	Qwest Num	Qwest Denc	Qwest Resu	Mod Z Scr	Parity Scr
Aug-02	1	2	50.00%	50.00%	6	24	25.00%	0.59	-0.64
Sep-02	1	3	33.33%	47.14%	2	14	14.29%	0.6	-0.64
Oct-02	1	3	33.33%	47.14%	4	15	26.67%	0.14	-0.92
Nov-02	0	2	0.00%	0.00%	0	7	0.00%	N/A	N/A
Dec-02	0	1	0.00%	0.00%	0	9	0.00%	N/A	N/A
Jan-03					4	14	28.57%		
Feb-03	0	2	0.00%	0.00%	0	13	0.00%	N/A	N/A
Mar-03	0	3	0.00%	0.00%	1	11	9.09%	-0.49	-1.3
Apr-03	0	1	0.00%	0.00%	6	29	20.69%	-0.5	-1.31
May-03	0	3	0.00%	0.00%	1	15	6.67%	-0.42	-1.26
Jun-03	0	2	0.00%	0.00%	2	11	18.18%	-0.61	-1.37
Jul-03	0	1	0.00%	0.00%	3	19	15.79%	-0.42	-1.26



Unbundled Loop Analog (Parity)									
Date	CLEC Num	CLEC Denc	CLEC Resu	CLEC Std	Qwest Num	Qwest Denc	Qwest Resu	Mod Z Scr	Parity Scr
Aug-02	29	241	12.03%	32.53%	2126	18381	11.57%	0.25	-0.85
Sep-02	32	212	15.09%	35.80%	1928	16502	11.68%	1.5	-0.09
Oct-02	27	150	18.00%	38.42%	1964	17150	11.45%	2.36	0.44
Nov-02	17	244	6.97%	25.46%	1732	18371	9.43%	-1.31	-1.79
Dec-02	16	181	8.84%	28.39%	1875	19429	9.65%	-0.37	-1.22
Jan-03	24	246	9.76%	29.67%	2189	21127	10.36%	-0.31	-1.19
Feb-03	15	196	7.65%	26.58%	1737	16605	10.46%	-1.28	-1.78
Mar-03	12	215	5.58%	22.96%	1671	16595	10.07%	-2.17	-2.32
Apr-03	10	154	6.49%	24.64%	1386	14655	9.46%	-1.25	-1.76
May-03	16	198	8.08%	27.25%	1290	14709	8.77%	-0.34	-1.21
Jun-03	17	210	8.10%	27.28%	1541	15670	9.83%	-0.84	-1.51
Jul-03	22	243	9.05%	28.69%	1599	16234	9.85%	-0.41	-1.25



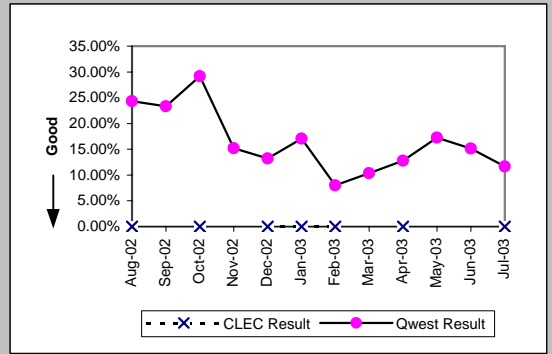
Unbundled Loop - 2 Wire Non-Loaded (Parity)									
Date	CLEC Num	CLEC Denc	CLEC Resu	CLEC Std	Qwest Num	Qwest Denc	Qwest Resu	Mod Z Scr	Parity Scr
Aug-02	3	30	10.00%	30.00%	45	202	22.28%	-1.51	-1.92
Sep-02	4	16	25.00%	43.30%	26	159	16.35%	0.86	-0.48
Oct-02	2	19	10.53%	30.69%	15	114	13.16%	-0.31	-1.19
Nov-02	0	28	0.00%	0.00%	25	151	16.56%	-2.16	-2.32
Dec-02	0	14	0.00%	0.00%	23	183	12.57%	-1.37	-1.83
Jan-03	1	26	3.85%	19.23%	23	164	14.02%	-1.39	-1.84
Feb-03	0	16	0.00%	0.00%	28	189	14.81%	-1.6	-1.97
Mar-03	0	14	0.00%	0.00%	38	208	18.27%	-1.71	-2.04
Apr-03	1	21	4.76%	21.30%	23	145	15.86%	-1.3	-1.79
May-03	2	26	7.69%	26.65%	16	121	13.22%	-0.76	-1.46
Jun-03	8	33	24.24%	42.86%	15	137	10.95%	1.87	0.14
Jul-03	6	28	21.43%	41.03%	18	120	15.00%	0.82	-0.5



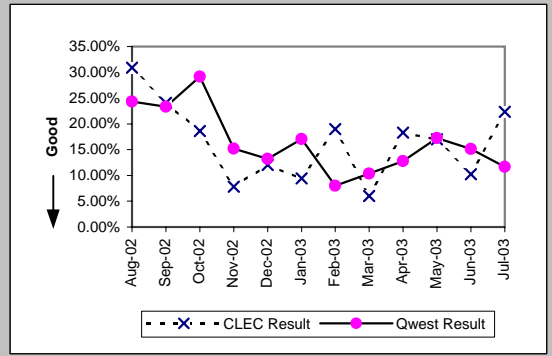


MR-7D - Repair Repeat Report Rate (Percent) - Interval Zone One

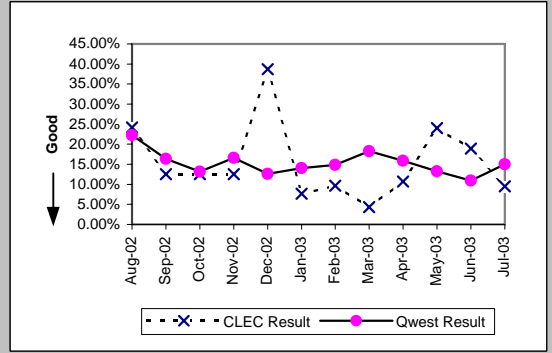
Unbundled Loop - 4 Wire Non-Loaded (Parity)									
Date	CLEC Num	CLEC Denc	CLEC Resu	CLEC Std E	Qwest Num	Qwest Denc	Qwest Resu	Mod Z Scr	Parity Scr
Aug-02	0	2	0.00%	0.00%	112	460	24.35%	-0.8	-1.49
Sep-02					107	459	23.31%		
Oct-02	0	2	0.00%	0.00%	101	346	29.19%	-0.91	-1.55
Nov-02					70	461	15.18%		
Dec-02	0	1	0.00%	0.00%	62	469	13.22%	-0.39	-1.24
Jan-03	0	1	0.00%	0.00%	67	392	17.09%	-0.45	-1.28
Feb-03	0	2	0.00%	0.00%	32	400	8.00%	-0.42	-1.25
Mar-03					39	376	10.37%		
Apr-03	0	1	0.00%	0.00%	47	368	12.77%	-0.38	-1.23
May-03					58	336	17.26%		
Jun-03					66	435	15.17%		
Jul-03	0	1	0.00%	0.00%	46	395	11.65%	-0.36	-1.22



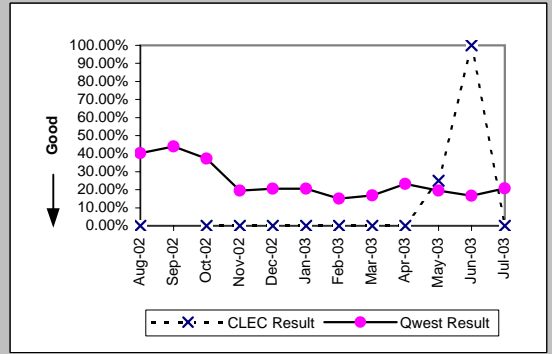
Unbundled Loop - DS1 Capable (Parity)									
Date	CLEC Num	CLEC Denc	CLEC Resu	CLEC Std E	Qwest Num	Qwest Denc	Qwest Resu	Mod Z Scr	Parity Scr
Aug-02	17	55	30.91%	46.21%	112	460	24.35%	1.05	-0.36
Sep-02	13	54	24.07%	42.75%	107	459	23.31%	0.14	-0.92
Oct-02	8	43	18.60%	38.91%	101	346	29.19%	-1.44	-1.88
Nov-02	4	51	7.84%	26.88%	70	461	15.18%	-1.39	-1.84
Dec-02	7	58	12.07%	32.58%	62	469	13.22%	-0.24	-1.15
Jan-03	5	53	9.43%	29.23%	67	392	17.09%	-1.39	-1.85
Feb-03	11	58	18.97%	39.20%	32	400	8.00%	2.44	0.48
Mar-03	3	50	6.00%	23.75%	39	376	10.37%	-0.95	-1.58
Apr-03	13	71	18.31%	38.67%	47	368	12.77%	1.22	-0.26
May-03	9	53	16.98%	37.55%	58	336	17.26%	-0.05	-1.03
Jun-03	9	88	10.23%	30.30%	66	435	15.17%	-1.18	-1.72
Jul-03	17	76	22.37%	41.67%	46	395	11.65%	2.37	0.44



Unbundled Loop ISDN Capable (Parity)									
Date	CLEC Num	CLEC Denc	CLEC Resu	CLEC Std E	Qwest Num	Qwest Denc	Qwest Resu	Mod Z Scr	Parity Scr
Aug-02	7	29	24.14%	42.79%	45	202	22.28%	0.24	-0.86
Sep-02	2	16	12.50%	33.07%	26	159	16.35%	-0.4	-1.24
Oct-02	4	32	12.50%	33.07%	15	114	13.16%	-0.1	-1.06
Nov-02	3	24	12.50%	33.07%	25	151	16.56%	-0.5	-1.3
Dec-02	12	31	38.71%	48.71%	23	183	12.57%	3.28	0.99
Jan-03	3	39	7.69%	26.65%	23	164	14.02%	-1.02	-1.62
Feb-03	3	31	9.68%	29.57%	28	189	14.81%	-0.75	-1.45
Mar-03	1	23	4.35%	20.39%	38	208	18.27%	-1.64	-2
Apr-03	3	28	10.71%	30.93%	23	145	15.86%	-0.68	-1.42
May-03	6	25	24.00%	42.71%	16	121	13.22%	1.31	-0.2
Jun-03	7	37	18.92%	39.17%	15	137	10.95%	1.25	-0.24
Jul-03	2	21	9.52%	29.35%	18	120	15.00%	-0.65	-1.39

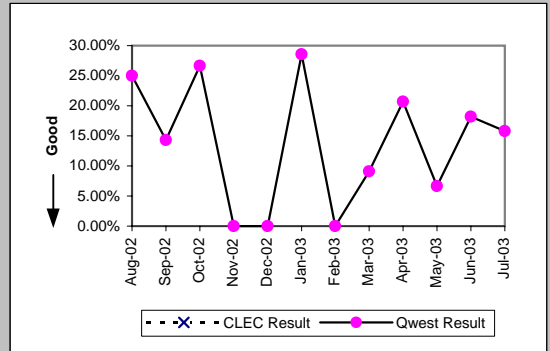


Unbundled Loop - ADSL Qualified (Parity)									
Date	CLEC Num	CLEC Denc	CLEC Resu	CLEC Std E	Qwest Num	Qwest Denc	Qwest Resu	Mod Z Scr	Parity Scr
Aug-02	0	2	0.00%	0.00%	300	747	40.16%	-1.16	-1.7
Sep-02					221	503	43.94%		
Oct-02	0	2	0.00%	0.00%	135	363	37.19%	-1.09	-1.66
Nov-02	0	1	0.00%	0.00%	77	394	19.54%	-0.49	-1.3
Dec-02	0	2	0.00%	0.00%	80	388	20.62%	-0.72	-1.44
Jan-03	0	3	0.00%	0.00%	89	431	20.65%	-0.88	-1.54
Feb-03	0	2	0.00%	0.00%	54	360	15.00%	-0.59	-1.36
Mar-03	0	1	0.00%	0.00%	58	345	16.81%	-0.45	-1.27
Apr-03	0	1	0.00%	0.00%	99	426	23.24%	-0.55	-1.33
May-03	1	4	25.00%	43.30%	63	322	19.57%	0.29	-0.83
Jun-03	3	3	100.00%	0.00%	253	1525	16.59%	2.86	0.74
Jul-03	0	5	0.00%	0.00%	359	1727	20.79%	-1.14	-1.7

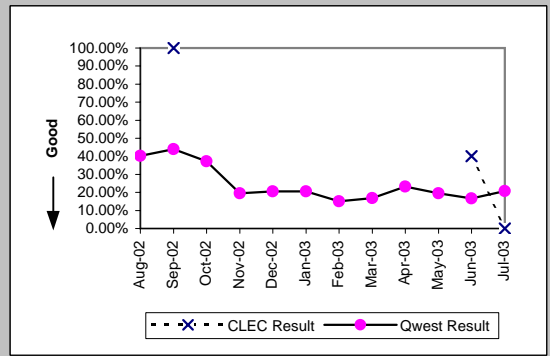


MR-7D - Repair Repeat Report Rate (Percent) - Interval Zone One

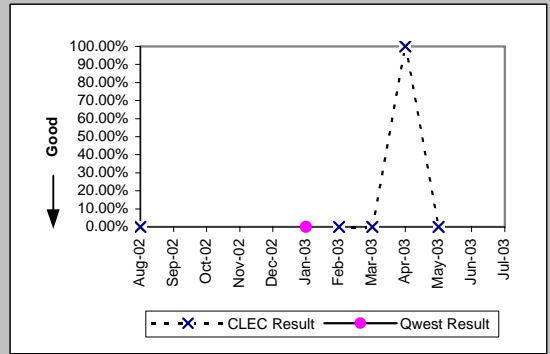
Unbundled Loop - DS3 Capable (Parity)									
Date	CLEC Num	CLEC Dend	CLEC Resu	CLEC Std	Qwest Num	Qwest Dend	Qwest Resu	Mod Z Scr	Parity Scr
Aug-02					6	24	25.00%		
Sep-02					2	14	14.29%		
Oct-02					4	15	26.67%		
Nov-02					0	7	0.00%		
Dec-02					0	9	0.00%		
Jan-03					4	14	28.57%		
Feb-03					0	13	0.00%		
Mar-03					1	11	9.09%		
Apr-03					6	29	20.69%		
May-03					1	15	6.67%		
Jun-03					2	11	18.18%		
Jul-03					3	19	15.79%		



Qwest DSL (Parity)									
Date	CLEC Num	CLEC Dend	CLEC Resu	CLEC Std	Qwest Num	Qwest Dend	Qwest Resu	Mod Z Scr	Parity Scr
Aug-02					300	747	40.16%		
Sep-02	2	2	100.00%	0.00%	221	503	43.94%	1.32	-0.2
Oct-02					135	363	37.19%		
Nov-02					77	394	19.54%		
Dec-02					80	388	20.62%		
Jan-03					89	431	20.65%		
Feb-03					54	360	15.00%		
Mar-03					58	345	16.81%		
Apr-03					99	426	23.24%		
May-03					63	322	19.57%		
Jun-03	2	5	40.00%	48.99%	253	1525	16.59%	1.21	-0.27
Jul-03	0	2	0.00%	0.00%	359	1727	20.79%	-0.72	-1.44

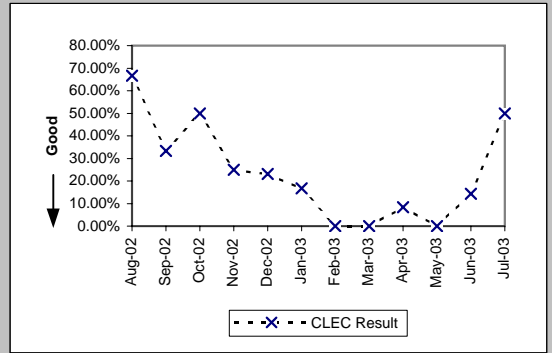


E911 (Parity)									
Date	CLEC Num	CLEC Dend	CLEC Resu	CLEC Std	Qwest Num	Qwest Dend	Qwest Resu	Mod Z Scr	Parity Scr
Aug-02	0	2	0.00%	0.00%					
Sep-02									
Oct-02									
Nov-02									
Dec-02									
Jan-03					0	1	0.00%		
Feb-03	0	1	0.00%	0.00%					
Mar-03	0	1	0.00%	0.00%					
Apr-03	1	1	100.00%	0.00%					
May-03	0	1	0.00%	0.00%					
Jun-03									
Jul-03									



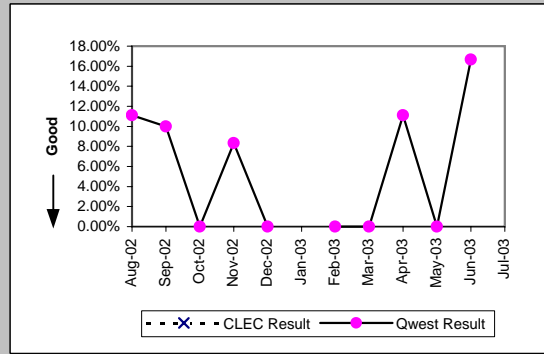
MR-7D - Repair Repeat Report Rate (Percent) - Interval Zone One

Enhanced Extended Loops (EELs) (Diagnostic)				
Date	Numerator	Denominator	CLEC Result	Standard Dev
Aug-02	2	3	66.67%	47.14%
Sep-02	2	6	33.33%	47.14%
Oct-02	5	10	50.00%	50.00%
Nov-02	3	12	25.00%	43.30%
Dec-02	3	13	23.08%	42.13%
Jan-03	1	6	16.67%	37.27%
Feb-03	0	3	0.00%	0.00%
Mar-03	0	9	0.00%	0.00%
Apr-03	1	12	8.33%	27.64%
May-03	0	9	0.00%	0.00%
Jun-03	2	14	14.29%	34.99%
Jul-03	4	8	50.00%	50.00%

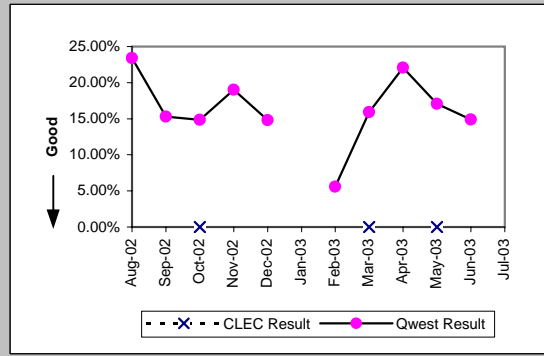


MR-7D\* - Repair Repeat Report Rate (Percent) - Interval Zone One

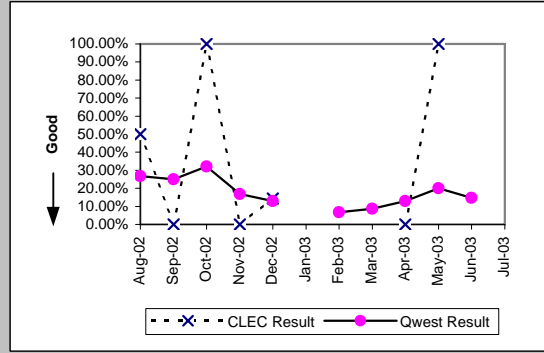
ISDN Primary (Parity)									
Date	CLEC Num	CLEC Denc	CLEC Resu	CLEC Std E	Qwest Num	Qwest Denc	Qwest Resu	Mod Z Scr	Parity Scr
Aug-02					1	9	11.11%		
Sep-02					1	10	10.00%		
Oct-02					0	9	0.00%		
Nov-02					1	12	8.33%		
Dec-02					0	8	0.00%		
Jan-03									
Feb-03					0	9	0.00%		
Mar-03					0	9	0.00%		
Apr-03					1	9	11.11%		
May-03					0	9	0.00%		
Jun-03					1	6	16.67%		
Jul-03									



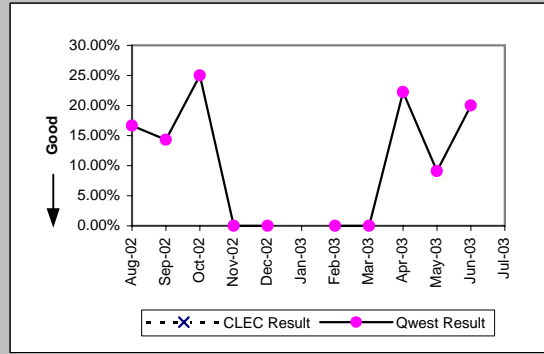
DS0 (Parity)									
Date	CLEC Num	CLEC Denc	CLEC Resu	CLEC Std E	Qwest Num	Qwest Denc	Qwest Resu	Mod Z Scr	Parity Scr
Aug-02					69	295	23.39%		
Sep-02					53	347	15.27%		
Oct-02	0	1	0.00%	0.00%	35	236	14.83%	-0.42	-1.25
Nov-02					50	263	19.01%		
Dec-02					40	270	14.81%		
Jan-03									
Feb-03					14	251	5.58%		
Mar-03	0	2	0.00%	0.00%	36	226	15.93%	-0.61	-1.37
Apr-03					47	213	22.07%		
May-03	0	1	0.00%	0.00%	30	176	17.05%	-0.45	-1.27
Jun-03					34	228	14.91%		
Jul-03									



DS1 (Parity)									
Date	CLEC Num	CLEC Denc	CLEC Resu	CLEC Std E	Qwest Num	Qwest Denc	Qwest Resu	Mod Z Scr	Parity Scr
Aug-02	1	2	50.00%	50.00%	76	284	26.76%	0.61	-0.63
Sep-02	0	2	0.00%	0.00%	72	288	25.00%	-0.81	-1.49
Oct-02	1	1	100.00%	0.00%	74	230	32.17%	0.99	-0.4
Nov-02	0	4	0.00%	0.00%	49	292	16.78%	-0.89	-1.54
Dec-02	1	7	14.29%	34.99%	42	323	13.00%	0.15	-0.91
Jan-03									
Feb-03					19	282	6.74%		
Mar-03					22	255	8.63%		
Apr-03	0	5	0.00%	0.00%	34	264	12.88%	-0.85	-1.52
May-03	1	1	100.00%	0.00%	49	244	20.08%	1.28	-0.22
Jun-03					46	311	14.79%		
Jul-03									



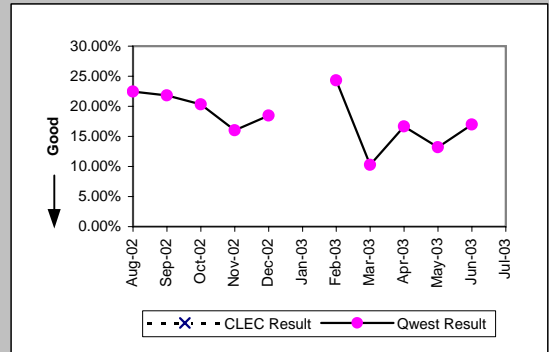
DS3 (Parity)									
Date	CLEC Num	CLEC Denc	CLEC Resu	CLEC Std E	Qwest Num	Qwest Denc	Qwest Resu	Mod Z Scr	Parity Scr
Aug-02					2	12	16.67%		
Sep-02					1	7	14.29%		
Oct-02					2	8	25.00%		
Nov-02					0	4	0.00%		
Dec-02					0	7	0.00%		
Jan-03									
Feb-03					0	9	0.00%		
Mar-03					0	7	0.00%		
Apr-03					4	18	22.22%		
May-03					1	11	9.09%		
Jun-03					2	10	20.00%		
Jul-03									



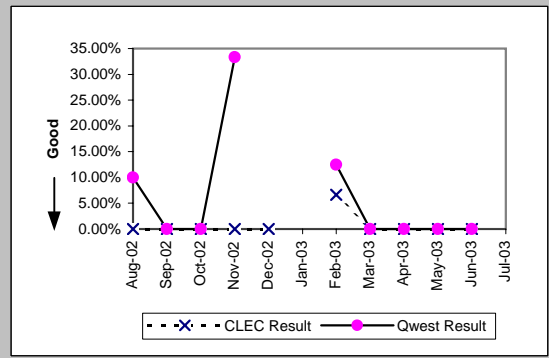
\*Results exclude No Trouble Found and Test OK reports unless QWEST trouble is found on another report within 30 days of the original report. A 30-day window necessitates reporting a month behind

MR-7D\* - Repair Repeat Report Rate (Percent) - Interval Zone One

Frame Relay (Parity)									
Date	CLEC Num	CLEC Denc	CLEC Resu	CLEC Std	Qwest Num	Qwest Denc	Qwest Resu	Mod Z Scr	Parity Scr
Aug-02					20	89	22.47%		
Sep-02					17	78	21.79%		
Oct-02					12	59	20.34%		
Nov-02					12	75	16.00%		
Dec-02					12	65	18.46%		
Jan-03									
Feb-03					9	37	24.32%		
Mar-03					4	39	10.26%		
Apr-03					10	60	16.67%		
May-03					7	53	13.21%		
Jun-03					10	59	16.95%		
Jul-03									



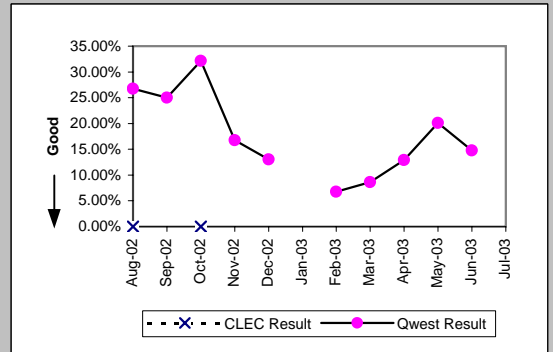
LIS Trunk (Parity)									
Date	CLEC Num	CLEC Denc	CLEC Resu	CLEC Std	Qwest Num	Qwest Denc	Qwest Resu	Mod Z Scr	Parity Scr
Aug-02	0	5	0.00%	0.00%	1	10	10.00%	-0.61	-1.37
Sep-02	0	5	0.00%	0.00%	0	11	0.00%	N/A	N/A
Oct-02	0	3	0.00%	0.00%	0	4	0.00%	N/A	N/A
Nov-02	0	3	0.00%	0.00%	1	3	33.33%	-0.87	-1.53
Dec-02	0	6	0.00%	0.00%					
Jan-03									
Feb-03	2	30	6.67%	24.94%	1	8	12.50%	-0.44	-1.27
Mar-03	0	15	0.00%	0.00%	0	5	0.00%	N/A	N/A
Apr-03	0	5	0.00%	0.00%	0	5	0.00%	N/A	N/A
May-03	0	12	0.00%	0.00%	0	5	0.00%	N/A	N/A
Jun-03	0	5	0.00%	0.00%	0	2	0.00%	N/A	N/A
Jul-03									



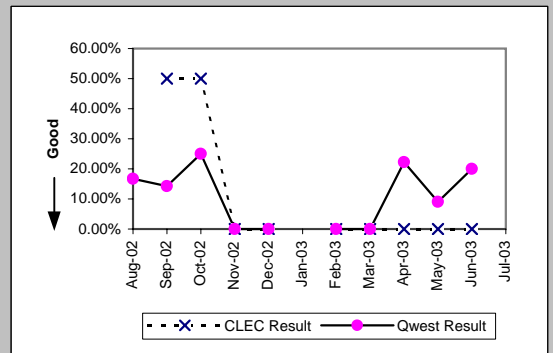
\*Results exclude No Trouble Found and Test OK reports unless QWEST trouble is found on another report within 30 days of the original report. A 30-day window necessitates reporting a month behind

MR-7D\* - Repair Repeat Report Rate (Percent) - Interval Zone One

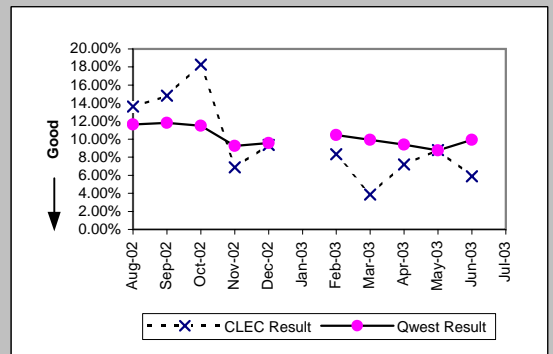
UDIT DS1 (Parity)									
Date	CLEC Num	CLEC Denc	CLEC Resu	CLEC Std	Qwest Num	Qwest Denc	Qwest Resu	Mod Z Scr	Parity Scr
Aug-02	0	5	0.00%	0.00%	76	284	26.76%	-1.34	-1.81
Sep-02					72	288	25.00%		
Oct-02	0	1	0.00%	0.00%	74	230	32.17%	-0.69	-1.42
Nov-02					49	292	16.78%		
Dec-02					42	323	13.00%		
Jan-03									
Feb-03					19	282	6.74%		
Mar-03					22	255	8.63%		
Apr-03					34	264	12.88%		
May-03					49	244	20.08%		
Jun-03					46	311	14.79%		
Jul-03									



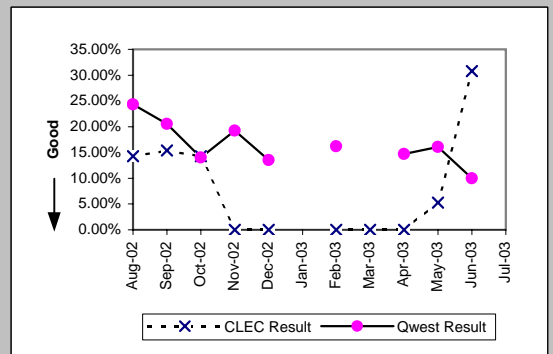
UDIT Above DS1 Level (Parity)									
Date	CLEC Num	CLEC Denc	CLEC Resu	CLEC Std	Qwest Num	Qwest Denc	Qwest Resu	Mod Z Scr	Parity Scr
Aug-02					2	12	16.67%		
Sep-02	1	2	50.00%	50.00%	1	7	14.29%	0.75	-0.55
Oct-02	1	2	50.00%	50.00%	2	8	25.00%	0.46	-0.72
Nov-02	0	1	0.00%	0.00%	0	4	0.00%	N/A	N/A
Dec-02	0	1	0.00%	0.00%	0	7	0.00%	N/A	N/A
Jan-03									
Feb-03	0	2	0.00%	0.00%	0	9	0.00%	N/A	N/A
Mar-03	0	2	0.00%	0.00%	0	7	0.00%	N/A	N/A
Apr-03	0	1	0.00%	0.00%	4	18	22.22%	-0.52	-1.32
May-03	0	2	0.00%	0.00%	1	11	9.09%	-0.41	-1.25
Jun-03	0	1	0.00%	0.00%	2	10	20.00%	-0.48	-1.29
Jul-03									



Unbundled Loop Analog (Parity)									
Date	CLEC Num	CLEC Denc	CLEC Resu	CLEC Std	Qwest Num	Qwest Denc	Qwest Resu	Mod Z Scr	Parity Scr
Aug-02	23	169	13.61%	34.29%	1754	15083	11.63%	0.81	-0.51
Sep-02	24	162	14.81%	35.52%	1593	13489	11.81%	1.16	-0.29
Oct-02	23	126	18.25%	38.63%	1595	13899	11.48%	2.24	0.36
Nov-02	15	218	6.88%	25.31%	1449	15627	9.27%	-1.21	-1.74
Dec-02	15	160	9.38%	29.15%	1614	16841	9.58%	-0.09	-1.05
Jan-03									
Feb-03	13	156	8.33%	27.64%	1477	14120	10.46%	-0.86	-1.52
Mar-03	6	155	3.87%	19.29%	1405	14153	9.93%	-2.51	-2.52
Apr-03	9	125	7.20%	25.85%	1161	12378	9.38%	-0.83	-1.51
May-03	13	148	8.78%	28.31%	1081	12357	8.75%	0.05	-0.97
Jun-03	9	153	5.88%	23.53%	1316	13261	9.92%	-1.66	-2.01
Jul-03									



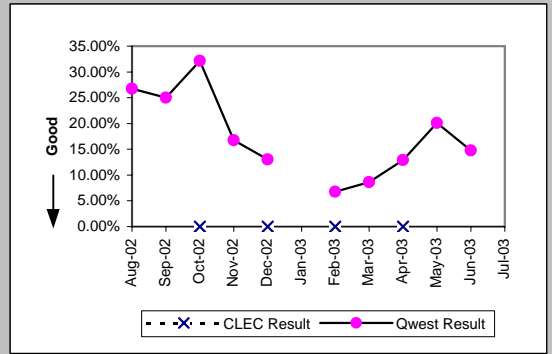
Unbundled Loop - 2 Wire Non-Loaded (Parity)									
Date	CLEC Num	CLEC Denc	CLEC Resu	CLEC Std	Qwest Num	Qwest Denc	Qwest Resu	Mod Z Scr	Parity Scr
Aug-02	3	21	14.29%	34.99%	26	107	24.30%	-0.98	-1.59
Sep-02	2	13	15.38%	36.08%	15	73	20.55%	-0.42	-1.26
Oct-02	2	14	14.29%	34.99%	7	50	14.00%	0.03	-0.98
Nov-02	0	26	0.00%	0.00%	15	78	19.23%	-2.15	-2.31
Dec-02	0	10	0.00%	0.00%	15	111	13.51%	-1.2	-1.73
Jan-03									
Feb-03	0	11	0.00%	0.00%	17	105	16.19%	-1.39	-1.84
Mar-03	0	9	0.00%	0.00%					
Apr-03	0	15	0.00%	0.00%	10	68	14.71%	-1.46	-1.88
May-03	1	19	5.26%	22.33%	9	56	16.07%	-1.11	-1.67
Jun-03	8	26	30.77%	46.15%	7	70	10.00%	2.32	0.41
Jul-03									



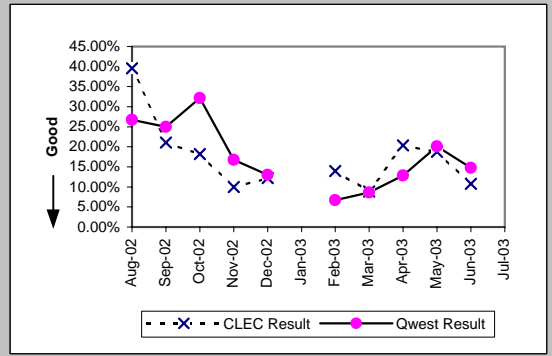
\*Results exclude No Trouble Found and Test OK reports unless QWEST trouble is found on another report within 30 days of the original report. A 30-day window necessitates reporting a month behind

MR-7D\* - Repair Repeat Report Rate (Percent) - Interval Zone One

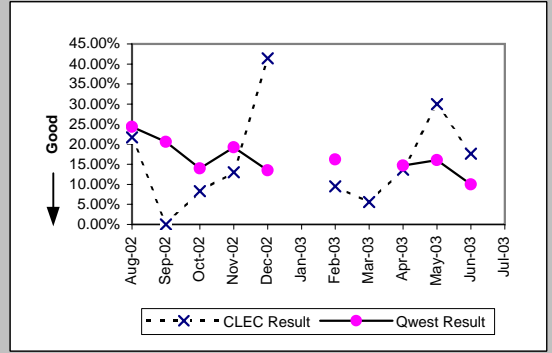
Unbundled Loop - 4 Wire Non-Loaded (Parity)									
Date	CLEC Num	CLEC Denc	CLEC Resu	CLEC Std	Qwest Num	Qwest Denc	Qwest Resu	Mod Z Scr	Parity Scr
Aug-02					76	284	26.76%		
Sep-02					72	288	25.00%		
Oct-02	0	1	0.00%	0.00%	74	230	32.17%	-0.69	-1.42
Nov-02					49	292	16.78%		
Dec-02	0	1	0.00%	0.00%	42	323	13.00%	-0.39	-1.23
Jan-03									
Feb-03	0	1	0.00%	0.00%	19	282	6.74%	-0.27	-1.16
Mar-03					22	255	8.63%		
Apr-03	0	1	0.00%	0.00%	34	264	12.88%	-0.38	-1.23
May-03					49	244	20.08%		
Jun-03					46	311	14.79%		
Jul-03									



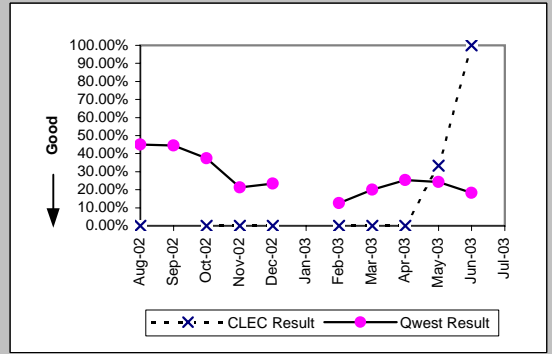
Unbundled Loop - DS1 Capable (Parity)									
Date	CLEC Num	CLEC Denc	CLEC Resu	CLEC Std	Qwest Num	Qwest Denc	Qwest Resu	Mod Z Scr	Parity Scr
Aug-02	17	43	39.53%	48.89%	76	284	26.76%	1.69	0.03
Sep-02	8	38	21.05%	40.77%	72	288	25.00%	-0.53	-1.32
Oct-02	6	33	18.18%	38.57%	74	230	32.17%	-1.61	-1.98
Nov-02	4	40	10.00%	30.00%	49	292	16.78%	-1.08	-1.65
Dec-02	6	49	12.24%	32.78%	42	323	13.00%	-0.15	-1.09
Jan-03									
Feb-03	6	43	13.95%	34.65%	19	282	6.74%	1.54	-0.06
Mar-03	3	34	8.82%	28.36%	22	255	8.63%	0.08	-0.95
Apr-03	13	64	20.31%	40.23%	34	264	12.88%	1.48	-0.1
May-03	9	48	18.75%	39.03%	49	244	20.08%	-0.21	-1.13
Jun-03	7	65	10.77%	31.00%	46	311	14.79%	-0.83	-1.5
Jul-03									



Unbundled Loop ISDN Capable (Parity)									
Date	CLEC Num	CLEC Denc	CLEC Resu	CLEC Std	Qwest Num	Qwest Denc	Qwest Resu	Mod Z Scr	Parity Scr
Aug-02	5	23	21.74%	41.25%	26	107	24.30%	-0.26	-1.16
Sep-02	0	11	0.00%	0.00%	15	73	20.55%	-1.57	-1.96
Oct-02	2	24	8.33%	27.64%	7	50	14.00%	-0.66	-1.4
Nov-02	3	23	13.04%	33.68%	15	78	19.23%	-0.66	-1.4
Dec-02	12	29	41.38%	49.25%	15	111	13.51%	3.13	0.9
Jan-03									
Feb-03	2	21	9.52%	29.35%	17	105	16.19%	-0.76	-1.46
Mar-03	1	18	5.56%	22.91%					
Apr-03	3	22	13.64%	34.32%	10	68	14.71%	-0.12	-1.07
May-03	6	20	30.00%	45.83%	9	56	16.07%	1.28	-0.22
Jun-03	6	34	17.65%	38.12%	7	70	10.00%	1.06	-0.35
Jul-03									



Unbundled Loop - ADSL Qualified (Parity)									
Date	CLEC Num	CLEC Denc	CLEC Resu	CLEC Std	Qwest Num	Qwest Denc	Qwest Resu	Mod Z Scr	Parity Scr
Aug-02	0	1	0.00%	0.00%	184	409	44.99%	-0.9	-1.55
Sep-02					109	245	44.49%		
Oct-02	0	2	0.00%	0.00%	69	184	37.50%	-1.09	-1.66
Nov-02	0	1	0.00%	0.00%	45	212	21.23%	-0.52	-1.31
Dec-02	0	2	0.00%	0.00%	52	223	23.32%	-0.78	-1.47
Jan-03									
Feb-03	0	2	0.00%	0.00%	29	231	12.55%	-0.53	-1.32
Mar-03	0	1	0.00%	0.00%	37	184	20.11%	-0.5	-1.3
Apr-03	0	1	0.00%	0.00%	66	261	25.29%	-0.58	-1.35
May-03	1	3	33.33%	47.14%	46	190	24.21%	0.34	-0.79
Jun-03	1	1	100.00%	0.00%	183	1005	18.21%	1.34	-0.19
Jul-03									

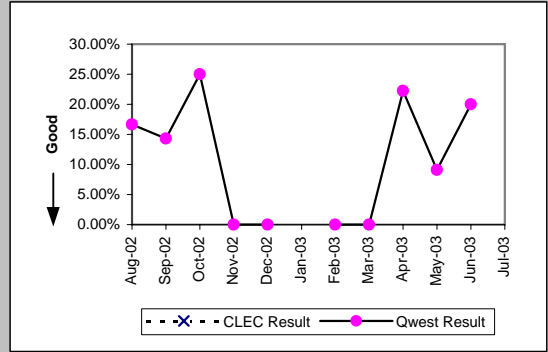


\*Results exclude No Trouble Found and Test OK reports unless QWEST trouble is found on another report within 30 days of the original report. A 30-day window necessitates reporting a month behind

MR-7D\* - Repair Repeat Report Rate (Percent) - Interval Zone One

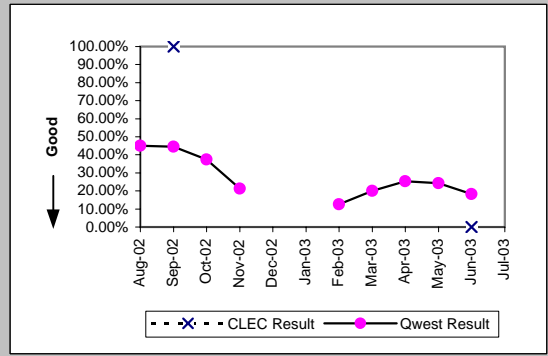
Unbundled Loop - DS3 Capable (Parity)

Date	CLEC Num	CLEC Denc	CLEC Resu	CLEC Std	Qwest Num	Qwest Denc	Qwest Resu	Mod Z Scr	Parity Scr
Aug-02					2	12	16.67%		
Sep-02					1	7	14.29%		
Oct-02					2	8	25.00%		
Nov-02					0	4	0.00%		
Dec-02					0	7	0.00%		
Jan-03									
Feb-03					0	9	0.00%		
Mar-03					0	7	0.00%		
Apr-03					4	18	22.22%		
May-03					1	11	9.09%		
Jun-03					2	10	20.00%		
Jul-03									



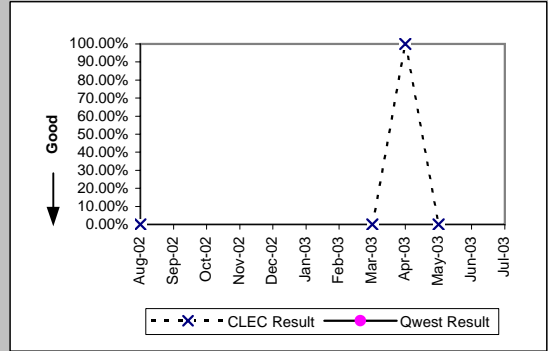
Qwest DSL (Parity)

Date	CLEC Num	CLEC Denc	CLEC Resu	CLEC Std	Qwest Num	Qwest Denc	Qwest Resu	Mod Z Scr	Parity Scr
Aug-02					184	409	44.99%		
Sep-02	2	2	100.00%	0.00%	109	245	44.49%	1.31	-0.2
Oct-02					69	184	37.50%		
Nov-02					45	212	21.23%		
Dec-02									
Jan-03									
Feb-03					29	231	12.55%		
Mar-03					37	184	20.11%		
Apr-03					66	261	25.29%		
May-03					46	190	24.21%		
Jun-03	0	1	0.00%	0.00%	183	1005	18.21%	-0.47	-1.29
Jul-03									



E911 (Parity)

Date	CLEC Num	CLEC Denc	CLEC Resu	CLEC Std	Qwest Num	Qwest Denc	Qwest Resu	Mod Z Scr	Parity Scr
Aug-02	0	1	0.00%	0.00%					
Sep-02									
Oct-02									
Nov-02									
Dec-02									
Jan-03									
Feb-03									
Mar-03	0	1	0.00%	0.00%					
Apr-03	1	1	100.00%	0.00%					
May-03	0	1	0.00%	0.00%					
Jun-03									
Jul-03									

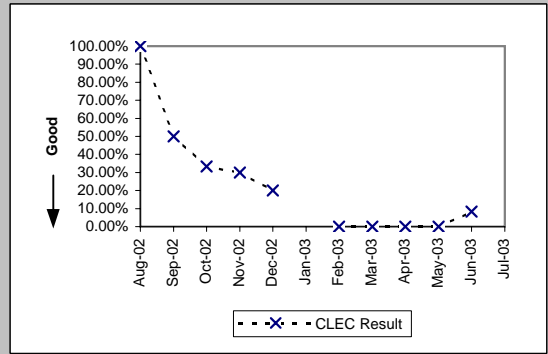


\*Results exclude No Trouble Found and Test OK reports unless QWEST trouble is found on another report within 30 days of the original report. A 30-day window necessitates reporting a month behind



MR-7D\* - Repair Repeat Report Rate (Percent) - Interval Zone One

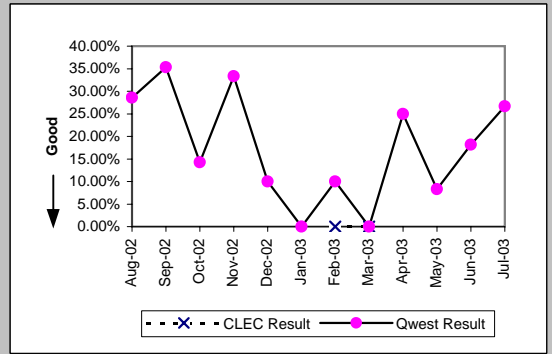
Enhanced Extended Loops (EELs) (Diagnostic)				
Date	Numerator	Denominator	CLEC Result	Standard Dev
Aug-02	2	2	100.00%	0.00%
Sep-02	1	2	50.00%	50.00%
Oct-02	2	6	33.33%	47.14%
Nov-02	3	10	30.00%	45.83%
Dec-02	2	10	20.00%	40.00%
Jan-03				
Feb-03	0	2	0.00%	0.00%
Mar-03	0	8	0.00%	0.00%
Apr-03	0	7	0.00%	0.00%
May-03	0	7	0.00%	0.00%
Jun-03	1	12	8.33%	27.64%
Jul-03				



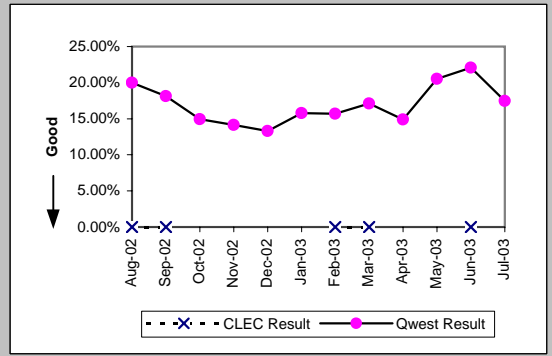
\*Results exclude No Trouble Found and Test OK reports unless QWEST trouble is found on another report within 30 days of the original report. A 30-day window necessitates reporting a month behind

MR-7E - Repair Repeat Report Rate (Percent) - Interval Zone Two

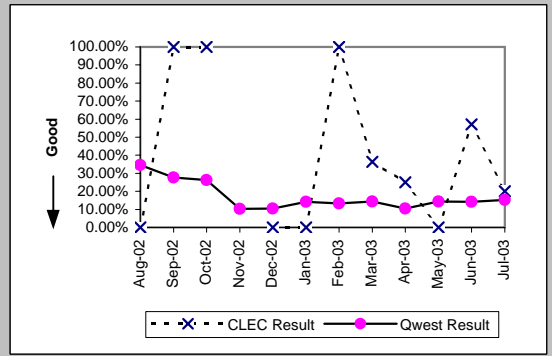
ISDN Primary (Parity)									
Date	CLEC Num	CLEC Denc	CLEC Resu	CLEC Std I	Qwest Num	Qwest Denc	Qwest Resu	Mod Z Scr	Parity Scr
Aug-02					2	7	28.57%		
Sep-02					6	17	35.29%		
Oct-02					1	7	14.29%		
Nov-02					2	6	33.33%		
Dec-02					1	10	10.00%		
Jan-03					0	10	0.00%		
Feb-03	0	2	0.00%	0.00%	1	10	10.00%	-0.43	-1.26
Mar-03	0	2	0.00%	0.00%	0	7	0.00%	N/A	N/A
Apr-03					1	4	25.00%		
May-03					1	12	8.33%		
Jun-03					2	11	18.18%		
Jul-03					4	15	26.67%		



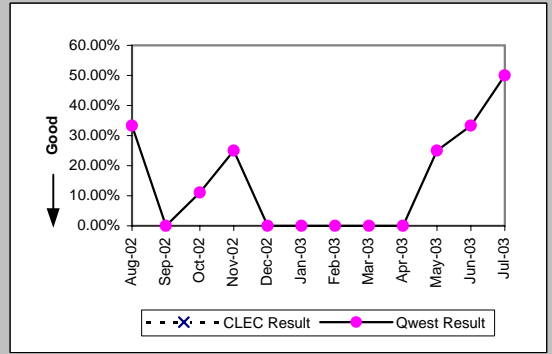
DS0 (Parity)									
Date	CLEC Num	CLEC Denc	CLEC Resu	CLEC Std I	Qwest Num	Qwest Denc	Qwest Resu	Mod Z Scr	Parity Scr
Aug-02	0	1	0.00%	0.00%	59	295	20.00%	-0.5	-1.3
Sep-02	0	1	0.00%	0.00%	54	298	18.12%	-0.47	-1.29
Oct-02					27	181	14.92%		
Nov-02					32	226	14.16%		
Dec-02					36	271	13.28%		
Jan-03					38	241	15.77%		
Feb-03	0	2	0.00%	0.00%	37	236	15.68%	-0.61	-1.37
Mar-03	0	1	0.00%	0.00%	37	216	17.13%	-0.45	-1.28
Apr-03					35	235	14.89%		
May-03					40	195	20.51%		
Jun-03	0	1	0.00%	0.00%	53	240	22.08%	-0.53	-1.32
Jul-03					40	229	17.47%		



DS1 (Parity)									
Date	CLEC Num	CLEC Denc	CLEC Resu	CLEC Std I	Qwest Num	Qwest Denc	Qwest Resu	Mod Z Scr	Parity Scr
Aug-02	0	2	0.00%	0.00%	106	306	34.64%	-1.03	-1.62
Sep-02	1	1	100.00%	0.00%	87	314	27.71%	1.09	-0.34
Oct-02	1	1	100.00%	0.00%	51	195	26.15%	1.13	-0.32
Nov-02					25	244	10.25%		
Dec-02	0	2	0.00%	0.00%	27	256	10.55%	-0.48	-1.29
Jan-03	0	3	0.00%	0.00%	36	254	14.17%	-0.7	-1.43
Feb-03	1	1	100.00%	0.00%	28	211	13.27%	1.51	-0.08
Mar-03	4	11	36.36%	48.10%	32	222	14.41%	1.75	0.07
Apr-03	1	4	25.00%	43.30%	26	247	10.53%	0.79	-0.52
May-03	0	2	0.00%	0.00%	29	202	14.36%	-0.58	-1.35
Jun-03	4	7	57.14%	49.49%	33	232	14.22%	2.54	0.55
Jul-03	1	5	20.00%	40.00%	36	237	15.19%	0.31	-0.81

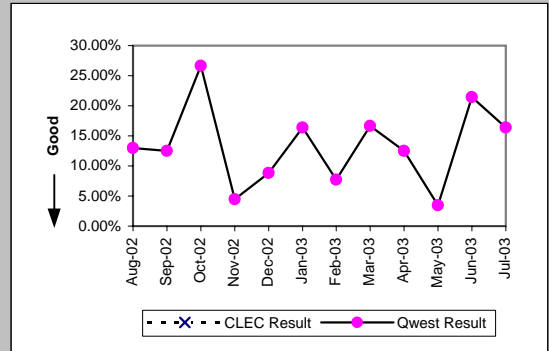


DS3 (Parity)									
Date	CLEC Num	CLEC Denc	CLEC Resu	CLEC Std I	Qwest Num	Qwest Denc	Qwest Resu	Mod Z Scr	Parity Scr
Aug-02					1	3	33.33%		
Sep-02					0	4	0.00%		
Oct-02					1	9	11.11%		
Nov-02					1	4	25.00%		
Dec-02					0	1	0.00%		
Jan-03					0	9	0.00%		
Feb-03					0	4	0.00%		
Mar-03					0	5	0.00%		
Apr-03					0	4	0.00%		
May-03					1	4	25.00%		
Jun-03					1	3	33.33%		
Jul-03					2	4	50.00%		

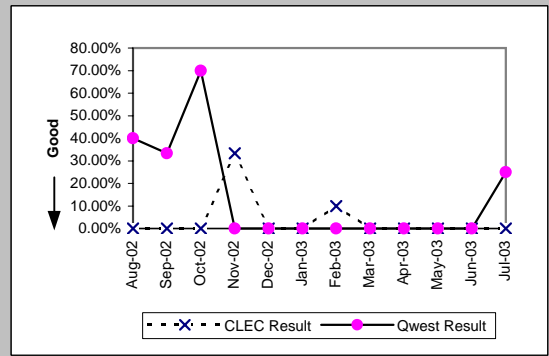


MR-7E - Repair Repeat Report Rate (Percent) - Interval Zone Two

Frame Relay (Parity)									
Date	CLEC Num	CLEC Denc	CLEC Resu	CLEC Std	Qwest Num	Qwest Denc	Qwest Resu	Mod Z Scr	Parity Scr
Aug-02					10	77	12.99%		
Sep-02					8	64	12.50%		
Oct-02					12	45	26.67%		
Nov-02					2	45	4.44%		
Dec-02					6	68	8.82%		
Jan-03					10	61	16.39%		
Feb-03					3	39	7.69%		
Mar-03					8	48	16.67%		
Apr-03					5	40	12.50%		
May-03					2	58	3.45%		
Jun-03					12	56	21.43%		
Jul-03					9	55	16.36%		

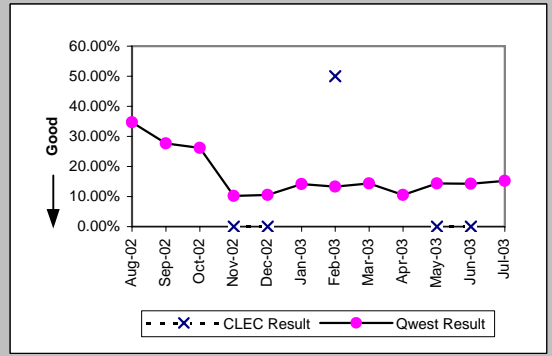


LIS Trunk (Parity)									
Date	CLEC Num	CLEC Denc	CLEC Resu	CLEC Std	Qwest Num	Qwest Denc	Qwest Resu	Mod Z Scr	Parity Scr
Aug-02	0	2	0.00%	0.00%	2	5	40.00%	-0.98	-1.59
Sep-02	0	1	0.00%	0.00%	1	3	33.33%	-0.61	-1.37
Oct-02	0	1	0.00%	0.00%	7	10	70.00%	-1.46	-1.89
Nov-02	1	3	33.33%	47.14%	0	1	0.00%	N/A	-0.9
Dec-02	0	7	0.00%	0.00%	0	2	0.00%	N/A	N/A
Jan-03	0	4	0.00%	0.00%	0	1	0.00%	N/A	N/A
Feb-03	1	10	10.00%	30.00%	0	2	0.00%	N/A	-0.98
Mar-03	0	2	0.00%	0.00%	0	2	0.00%	N/A	N/A
Apr-03	0	1	0.00%	0.00%	0	3	0.00%	N/A	N/A
May-03	0	3	0.00%	0.00%	0	5	0.00%	N/A	N/A
Jun-03	0	2	0.00%	0.00%	0	2	0.00%	N/A	N/A
Jul-03	0	4	0.00%	0.00%	1	4	25.00%	-0.82	-1.5

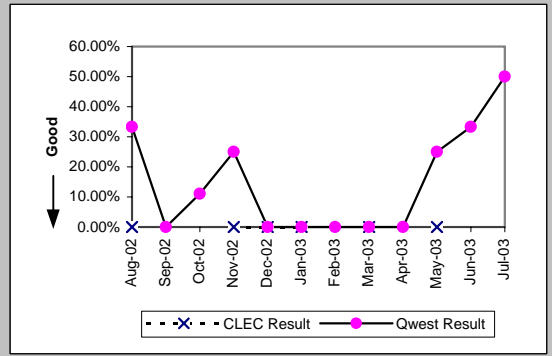


MR-7E - Repair Repeat Report Rate (Percent) - Interval Zone Two

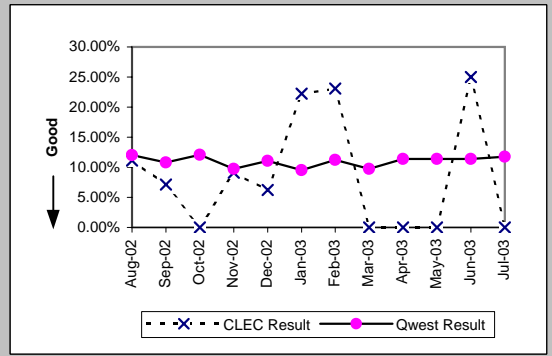
UDIT DS1 (Parity)									
Date	CLEC Num	CLEC Denc	CLEC Resu	CLEC Std E	Qwest Num	Qwest Denc	Qwest Resu	Mod Z Scr	Parity Scr
Aug-02					106	306	34.64%		
Sep-02					87	314	27.71%		
Oct-02					51	195	26.15%		
Nov-02	0	2	0.00%	0.00%	25	244	10.25%	-0.48	-1.29
Dec-02	0	1	0.00%	0.00%	27	256	10.55%	-0.34	-1.21
Jan-03					36	254	14.17%		
Feb-03	1	2	50.00%	50.00%	28	211	13.27%	1.11	-0.33
Mar-03					32	222	14.41%		
Apr-03					26	247	10.53%		
May-03	0	2	0.00%	0.00%	29	202	14.36%	-0.58	-1.35
Jun-03	0	1	0.00%	0.00%	33	232	14.22%	-0.41	-1.25
Jul-03					36	237	15.19%		



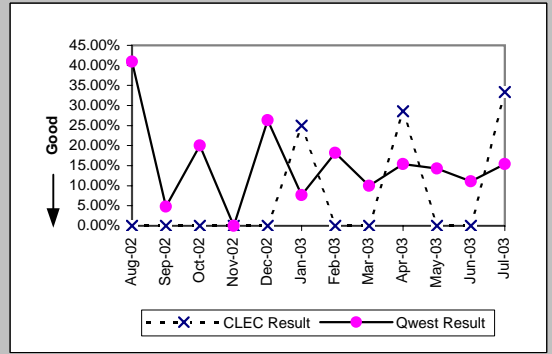
UDIT Above DS1 Level (Parity)									
Date	CLEC Num	CLEC Denc	CLEC Resu	CLEC Std E	Qwest Num	Qwest Denc	Qwest Resu	Mod Z Scr	Parity Scr
Aug-02	0	1	0.00%	0.00%	1	3	33.33%	-0.61	-1.37
Sep-02					0	4	0.00%		
Oct-02					1	9	11.11%		
Nov-02	0	1	0.00%	0.00%	1	4	25.00%	-0.52	-1.31
Dec-02	0	1	0.00%	0.00%	0	1	0.00%	N/A	N/A
Jan-03	0	1	0.00%	0.00%	0	9	0.00%	N/A	N/A
Feb-03					0	4	0.00%		
Mar-03	0	2	0.00%	0.00%	0	5	0.00%	N/A	N/A
Apr-03					0	4	0.00%		
May-03	0	1	0.00%	0.00%	1	4	25.00%	-0.52	-1.31
Jun-03					1	3	33.33%		
Jul-03					2	4	50.00%		



Unbundled Loop Analog (Parity)									
Date	CLEC Num	CLEC Denc	CLEC Resu	CLEC Std E	Qwest Num	Qwest Denc	Qwest Resu	Mod Z Scr	Parity Scr
Aug-02	2	18	11.11%	31.43%	421	3501	12.03%	-0.12	-1.07
Sep-02	1	14	7.14%	25.75%	370	3434	10.77%	-0.44	-1.27
Oct-02	0	15	0.00%	0.00%	399	3309	12.06%	-1.43	-1.87
Nov-02	2	22	9.09%	28.75%	334	3426	9.75%	-0.1	-1.06
Dec-02	1	16	6.25%	24.21%	472	4260	11.08%	-0.61	-1.37
Jan-03	6	27	22.22%	41.57%	404	4251	9.50%	1.98	0.2
Feb-03	9	39	23.08%	42.13%	378	3374	11.20%	2.11	0.28
Mar-03	0	8	0.00%	0.00%	358	3682	9.72%	-0.93	-1.56
Apr-03	0	15	0.00%	0.00%	409	3586	11.41%	-1.39	-1.84
May-03	0	22	0.00%	0.00%	378	3323	11.38%	-1.67	-2.02
Jun-03	4	16	25.00%	43.30%	373	3280	11.37%	1.53	-0.07
Jul-03	0	11	0.00%	0.00%	430	3664	11.74%	-1.21	-1.73



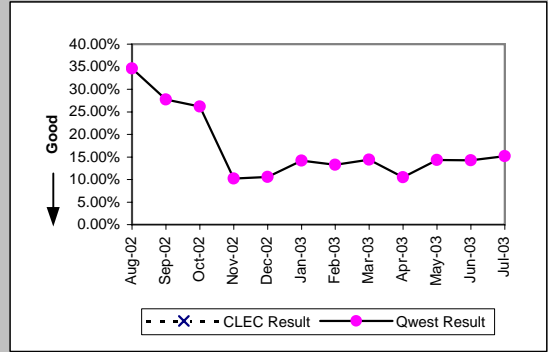
Unbundled Loop - 2 Wire Non-Loaded (Parity)									
Date	CLEC Num	CLEC Denc	CLEC Resu	CLEC Std E	Qwest Num	Qwest Denc	Qwest Resu	Mod Z Scr	Parity Scr
Aug-02	0	1	0.00%	0.00%	9	22	40.91%	-0.81	-1.49
Sep-02	0	1	0.00%	0.00%	1	21	4.76%	-0.22	-1.13
Oct-02	0	2	0.00%	0.00%	2	10	20.00%	-0.65	-1.39
Nov-02	0	4	0.00%	0.00%	0	15	0.00%	N/A	N/A
Dec-02	0	4	0.00%	0.00%	5	19	26.32%	-1.09	-1.66
Jan-03	1	4	25.00%	43.30%	1	13	7.69%	0.7	-0.58
Feb-03	0	2	0.00%	0.00%	2	11	18.18%	-0.61	-1.37
Mar-03	0	5	0.00%	0.00%	1	10	10.00%	-0.61	-1.37
Apr-03	2	7	28.57%	45.18%	2	13	15.38%	0.59	-0.64
May-03	0	3	0.00%	0.00%	3	21	14.29%	-0.66	-1.4
Jun-03	0	3	0.00%	0.00%	1	9	11.11%	-0.53	-1.32
Jul-03	2	6	33.33%	47.14%	2	13	15.38%	0.77	-0.53



MR-7E - Repair Repeat Report Rate (Percent) - Interval Zone Two

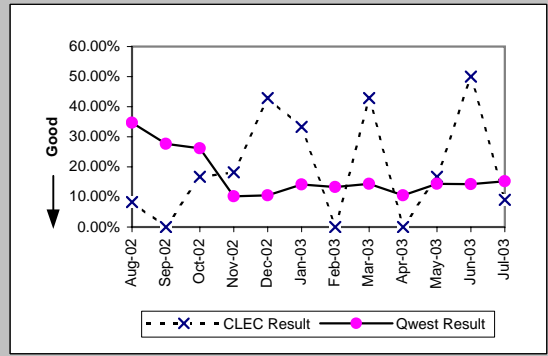
Unbundled Loop - 4 Wire Non-Loaded (Parity)

Date	CLEC Num	CLEC Denc	CLEC Resu	CLEC Std E	Qwest Num	Qwest Denc	Qwest Resu	Mod Z Scr	Parity Scr
Aug-02					106	306	34.64%		
Sep-02					87	314	27.71%		
Oct-02					51	195	26.15%		
Nov-02					25	244	10.25%		
Dec-02					27	256	10.55%		
Jan-03					36	254	14.17%		
Feb-03					28	211	13.27%		
Mar-03					32	222	14.41%		
Apr-03					26	247	10.53%		
May-03					29	202	14.36%		
Jun-03					33	232	14.22%		
Jul-03					36	237	15.19%		



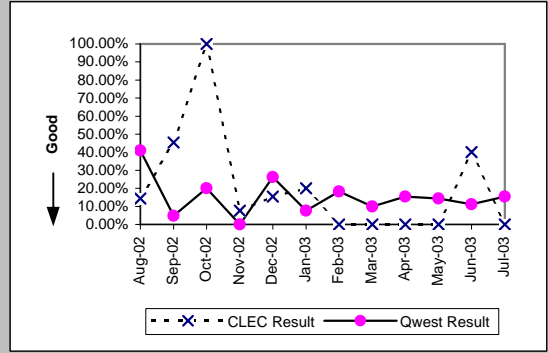
Unbundled Loop - DS1 Capable (Parity)

Date	CLEC Num	CLEC Denc	CLEC Resu	CLEC Std E	Qwest Num	Qwest Denc	Qwest Resu	Mod Z Scr	Parity Scr
Aug-02					106	306	34.64%	-1.88	-2.14
Sep-02	0	5	0.00%	0.00%	87	314	27.71%	-1.37	-1.83
Oct-02	1	6	16.67%	37.27%	51	195	26.15%	-0.52	-1.32
Nov-02	2	11	18.18%	38.57%	25	244	10.25%	0.8	-0.51
Dec-02	3	7	42.86%	49.49%	27	256	10.55%	2.13	0.3
Jan-03	2	6	33.33%	47.14%	36	254	14.17%	1.16	-0.3
Feb-03	0	4	0.00%	0.00%	28	211	13.27%	-0.78	-1.47
Mar-03	3	7	42.86%	49.49%	32	222	14.41%	1.76	0.07
Apr-03	0	5	0.00%	0.00%	26	247	10.53%	-0.76	-1.46
May-03	2	12	16.67%	37.27%	29	202	14.36%	0.25	-0.85
Jun-03	3	6	50.00%	50.00%	33	232	14.22%	2	0.22
Jul-03	1	11	9.09%	28.75%	36	237	15.19%	-0.55	-1.33



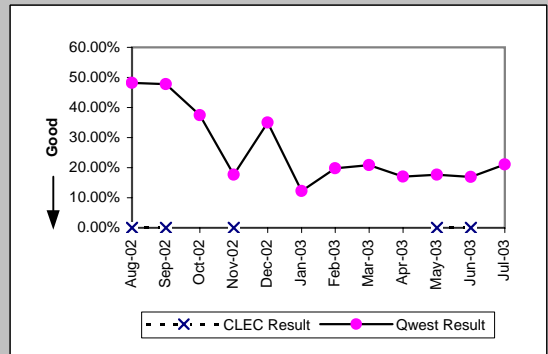
Unbundled Loop ISDN Capable (Parity)

Date	CLEC Num	CLEC Denc	CLEC Resu	CLEC Std E	Qwest Num	Qwest Denc	Qwest Resu	Mod Z Scr	Parity Scr
Aug-02	2	14	14.29%	34.99%	9	22	40.91%	-1.58	-1.96
Sep-02	5	11	45.45%	49.79%	1	21	4.76%	2.59	0.58
Oct-02	2	2	100.00%	0.00%	2	10	20.00%	1.84	0.12
Nov-02	1	13	7.69%	26.65%	0	15	0.00%	N/A	-0.58
Dec-02	2	13	15.38%	36.08%	5	19	26.32%	-0.69	-1.42
Jan-03	2	10	20.00%	40.00%	1	13	7.69%	0.75	-0.54
Feb-03	0	7	0.00%	0.00%	2	11	18.18%	-0.97	-1.59
Mar-03	0	10	0.00%	0.00%	1	10	10.00%	-0.75	-1.45
Apr-03	0	6	0.00%	0.00%	2	13	15.38%	-0.86	-1.53
May-03	0	6	0.00%	0.00%	3	21	14.29%	-0.88	-1.54
Jun-03	2	5	40.00%	48.99%	1	9	11.11%	1.09	-0.34
Jul-03	0	3	0.00%	0.00%	2	13	15.38%	-0.67	-1.4



Unbundled Loop - ADSL Qualified (Parity)

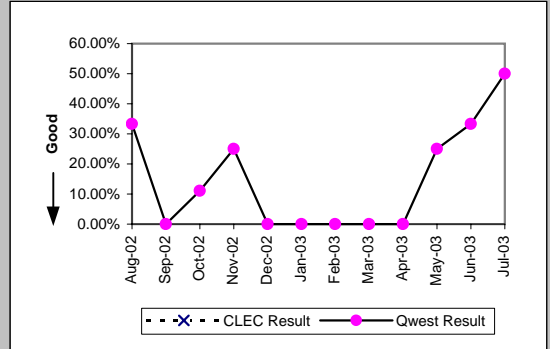
Date	CLEC Num	CLEC Denc	CLEC Resu	CLEC Std E	Qwest Num	Qwest Denc	Qwest Resu	Mod Z Scr	Parity Scr
Aug-02					27	56	48.21%	-1.34	-1.82
Sep-02	0	1	0.00%	0.00%	21	44	47.73%	-0.94	-1.57
Oct-02					9	24	37.50%		
Nov-02	0	1	0.00%	0.00%	6	34	17.65%	-0.46	-1.28
Dec-02					14	40	35.00%		
Jan-03					6	49	12.24%		
Feb-03					329	1663	19.78%		
Mar-03					345	1656	20.83%		
Apr-03					312	1828	17.07%		
May-03	0	2	0.00%	0.00%	316	1791	17.64%	-0.65	-1.4
Jun-03	0	1	0.00%	0.00%	44	260	16.92%	-0.45	-1.27
Jul-03					65	309	21.04%		



MR-7E - Repair Repeat Report Rate (Percent) - Interval Zone Two

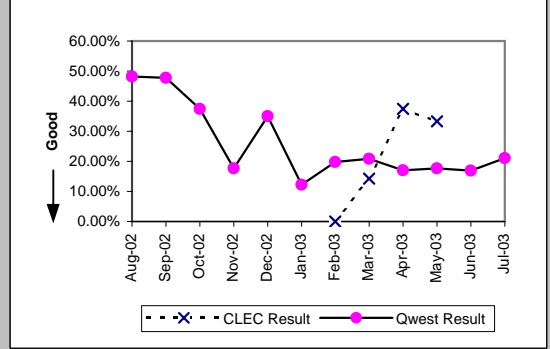
Unbundled Loop - DS3 Capable (Parity)

Date	CLEC Num	CLEC Dend	CLEC Resu	CLEC Std	Qwest Num	Qwest Dend	Qwest Resu	Mod Z Scr	Parity Scr
Aug-02					1	3	33.33%		
Sep-02					0	4	0.00%		
Oct-02					1	9	11.11%		
Nov-02					1	4	25.00%		
Dec-02					0	1	0.00%		
Jan-03					0	9	0.00%		
Feb-03					0	4	0.00%		
Mar-03					0	5	0.00%		
Apr-03					0	4	0.00%		
May-03					1	4	25.00%		
Jun-03					1	3	33.33%		
Jul-03					2	4	50.00%		



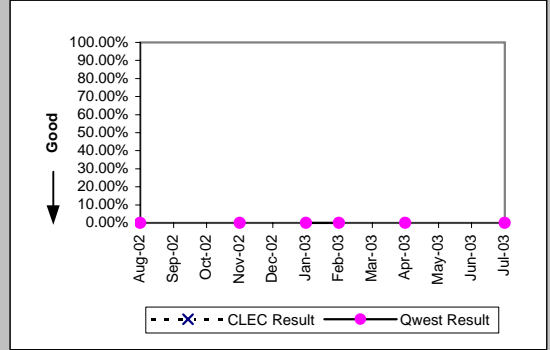
Qwest DSL (Parity)

Date	CLEC Num	CLEC Dend	CLEC Resu	CLEC Std	Qwest Num	Qwest Dend	Qwest Resu	Mod Z Scr	Parity Scr
Aug-02					27	56	48.21%		
Sep-02					21	44	47.73%		
Oct-02					9	24	37.50%		
Nov-02					6	34	17.65%		
Dec-02					14	40	35.00%		
Jan-03					6	49	12.24%		
Feb-03	0	1	0.00%	0.00%	329	1663	19.78%	-0.5	-1.3
Mar-03	1	7	14.29%	34.99%	345	1656	20.83%	-0.43	-1.26
Apr-03	3	8	37.50%	48.41%	312	1828	17.07%	1.36	-0.17
May-03	1	3	33.33%	47.14%	316	1791	17.64%	0.63	-0.62
Jun-03					44	260	16.92%		
Jul-03					65	309	21.04%		



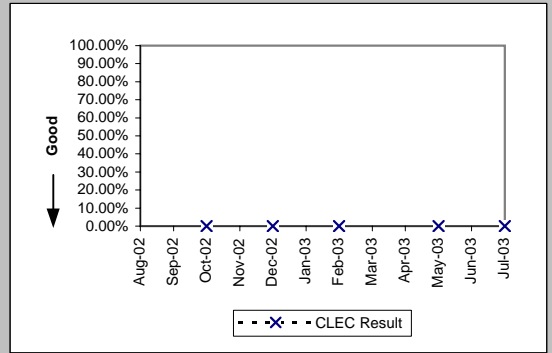
E911 (Parity)

Date	CLEC Num	CLEC Dend	CLEC Resu	CLEC Std	Qwest Num	Qwest Dend	Qwest Resu	Mod Z Scr	Parity Scr
Aug-02					0	1	0.00%		
Sep-02									
Oct-02									
Nov-02					0	1	0.00%		
Dec-02									
Jan-03					0	3	0.00%		
Feb-03					0	1	0.00%		
Mar-03									
Apr-03					0	1	0.00%		
May-03									
Jun-03									
Jul-03					0	1	0.00%		



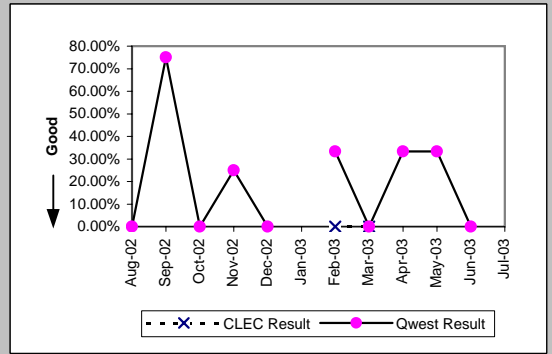
MR-7E - Repair Repeat Report Rate (Percent) - Interval Zone Two

Enhanced Extended Loops (EELs) (Diagnostic)				
Date	Numerator	Denominator	CLEC Result	Standard Dev
Aug-02				
Sep-02				
Oct-02	0	1	0.00%	0.00%
Nov-02				
Dec-02	0	1	0.00%	0.00%
Jan-03				
Feb-03	0	1	0.00%	0.00%
Mar-03				
Apr-03				
May-03	0	1	0.00%	0.00%
Jun-03				
Jul-03	0	3	0.00%	0.00%

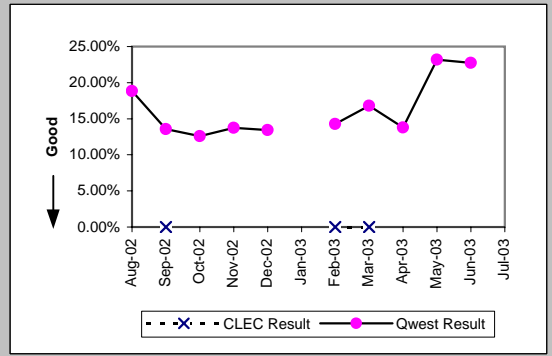


MR-7E\* - Repair Repeat Report Rate (Percent) - Interval Zone Two

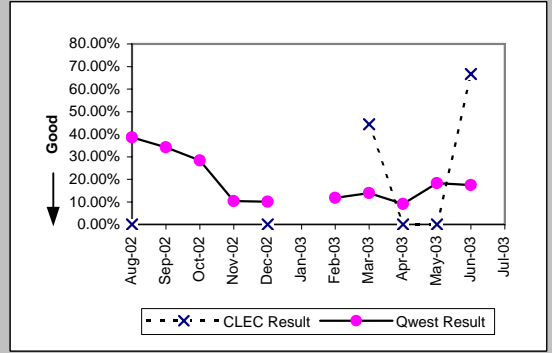
ISDN Primary (Parity)									
Date	CLEC Num	CLEC Denc	CLEC Resu	CLEC Std I	Qwest Num	Qwest Denc	Qwest Resu	Mod Z Scr	Parity Scr
Aug-02					0	3	0.00%		
Sep-02					3	4	75.00%		
Oct-02					0	4	0.00%		
Nov-02					1	4	25.00%		
Dec-02					0	5	0.00%		
Jan-03									
Feb-03	0	1	0.00%	0.00%	1	3	33.33%	-0.61	-1.37
Mar-03	0	1	0.00%	0.00%	0	2	0.00%	N/A	N/A
Apr-03					1	3	33.33%		
May-03					1	3	33.33%		
Jun-03					0	7	0.00%		
Jul-03									



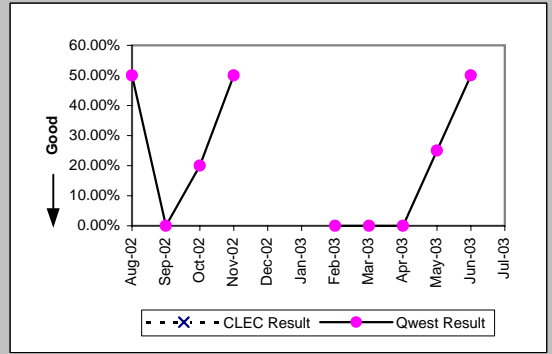
DS0 (Parity)									
Date	CLEC Num	CLEC Denc	CLEC Resu	CLEC Std I	Qwest Num	Qwest Denc	Qwest Resu	Mod Z Scr	Parity Scr
Aug-02					35	186	18.82%		
Sep-02	0	1	0.00%	0.00%	27	199	13.57%	-0.4	-1.24
Oct-02					15	119	12.61%		
Nov-02					21	153	13.73%		
Dec-02					25	186	13.44%		
Jan-03									
Feb-03	0	2	0.00%	0.00%	25	175	14.29%	-0.57	-1.35
Mar-03	0	1	0.00%	0.00%	24	143	16.78%	-0.45	-1.27
Apr-03					24	174	13.79%		
May-03					29	125	23.20%		
Jun-03					35	154	22.73%		
Jul-03									



DS1 (Parity)									
Date	CLEC Num	CLEC Denc	CLEC Resu	CLEC Std I	Qwest Num	Qwest Denc	Qwest Resu	Mod Z Scr	Parity Scr
Aug-02	0	1	0.00%	0.00%	71	184	38.59%	-0.79	-1.48
Sep-02					68	199	34.17%		
Oct-02					34	120	28.33%		
Nov-02					17	164	10.37%		
Dec-02	0	1	0.00%	0.00%	18	178	10.11%	-0.33	-1.2
Jan-03									
Feb-03					17	144	11.81%		
Mar-03	4	9	44.44%	49.69%	19	136	13.97%	2.1	0.28
Apr-03	0	2	0.00%	0.00%	15	166	9.04%	-0.44	-1.27
May-03	0	2	0.00%	0.00%	25	137	18.25%	-0.66	-1.4
Jun-03	4	6	66.67%	47.14%	27	155	17.42%	2.53	0.54
Jul-03									



DS3 (Parity)									
Date	CLEC Num	CLEC Denc	CLEC Resu	CLEC Std I	Qwest Num	Qwest Denc	Qwest Resu	Mod Z Scr	Parity Scr
Aug-02					1	2	50.00%		
Sep-02					0	3	0.00%		
Oct-02					1	5	20.00%		
Nov-02					1	2	50.00%		
Dec-02									
Jan-03									
Feb-03	0	1	0.00%		0	1	0.00%		
Mar-03	0	3	0.00%		0	3	0.00%		
Apr-03	0	2	0.00%		0	2	0.00%		
May-03					1	4	25.00%		
Jun-03					1	2	50.00%		
Jul-03									

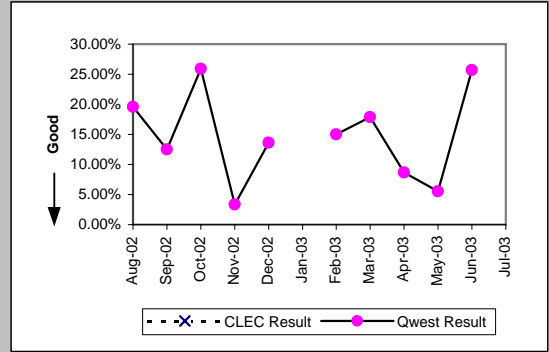


\*Results exclude No Trouble Found and Test OK reports unless QWEST trouble is found on another report within 30 days of the original report. A 30-day window necessitates reporting a month behind

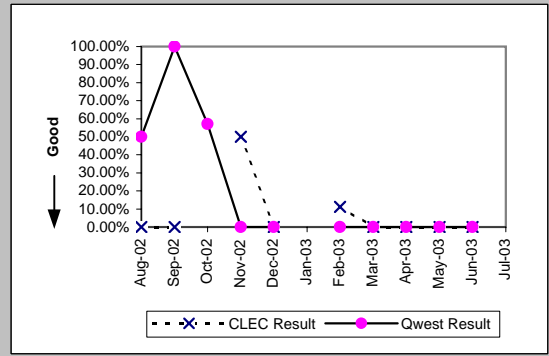


MR-7E\* - Repair Repeat Report Rate (Percent) - Interval Zone Two

Frame Relay (Parity)									
Date	CLEC Num	CLEC Denc	CLEC Resu	CLEC Std	Qwest Num	Qwest Denc	Qwest Resu	Mod Z Scr	Parity Scr
Aug-02					9	46	19.57%		
Sep-02					5	40	12.50%		
Oct-02					7	27	25.93%		
Nov-02					1	30	3.33%		
Dec-02					6	44	13.64%		
Jan-03									
Feb-03					3	20	15.00%		
Mar-03					5	28	17.86%		
Apr-03					2	23	8.70%		
May-03					2	36	5.56%		
Jun-03					9	35	25.71%		
Jul-03									



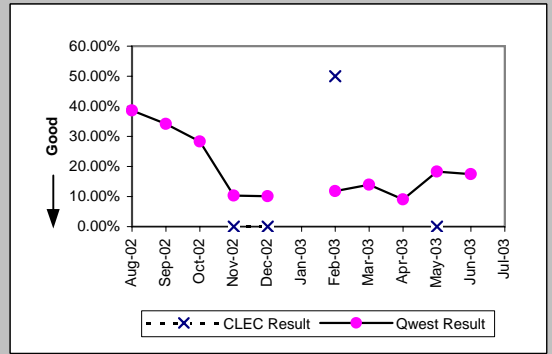
LIS Trunk (Parity)										
Date	CLEC Num	CLEC Denc	CLEC Resu	CLEC Std	Qwest Num	Qwest Denc	Qwest Resu	Mod Z Scr	Parity Scr	
Aug-02	0	2	0.00%	0.00%	2	4	50.00%	-1.15	-1.7	
Sep-02	0	1	0.00%	0.00%	1	1	100.00%	N/A		
Oct-02					4	7	57.14%			
Nov-02	1	2	50.00%	50.00%	0	1	0.00%	N/A	-0.8	
Dec-02	0	4	0.00%	0.00%	0	1	0.00%	N/A	N/A	
Jan-03										
Feb-03	1	9	11.11%	31.43%	0	2	0.00%	N/A	-0.96	
Mar-03	0	2	0.00%	0.00%	0	2	0.00%	N/A	N/A	
Apr-03	0	1	0.00%	0.00%	0	2	0.00%	N/A	N/A	
May-03	0	3	0.00%	0.00%	0	5	0.00%	N/A	N/A	
Jun-03	0	1	0.00%	0.00%	0	2	0.00%	N/A	N/A	
Jul-03										



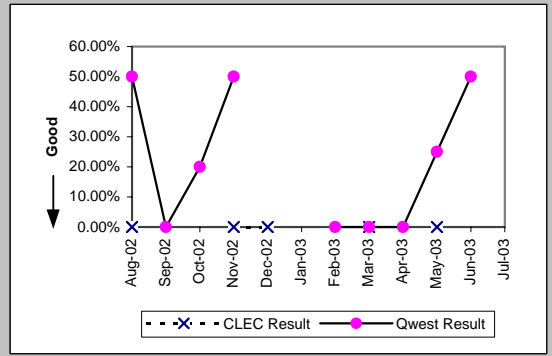
\*Results exclude No Trouble Found and Test OK reports unless QWEST trouble is found on another report within 30 days of the original report. A 30-day window necessitates reporting a month behind

MR-7E\* - Repair Repeat Report Rate (Percent) - Interval Zone Two

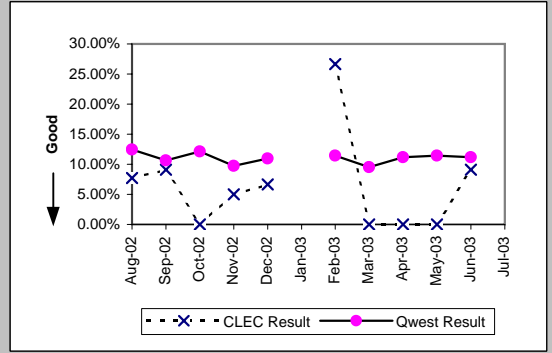
UDIT DS1 (Parity)									
Date	CLEC Num	CLEC Denc	CLEC Resu	CLEC Std	Qwest Num	Qwest Denc	Qwest Resu	Mod Z Scr	Parity Scr
Aug-02					71	184	38.59%		
Sep-02					68	199	34.17%		
Oct-02					34	120	28.33%		
Nov-02	0	2	0.00%	0.00%	17	164	10.37%	-0.48	-1.29
Dec-02	0	1	0.00%	0.00%	18	178	10.11%	-0.33	-1.2
Jan-03									
Feb-03	1	2	50.00%	50.00%	17	144	11.81%	1.17	-0.29
Mar-03					19	136	13.97%		
Apr-03					15	166	9.04%		
May-03	0	2	0.00%	0.00%	25	137	18.25%	-0.66	-1.4
Jun-03					27	155	17.42%		
Jul-03									



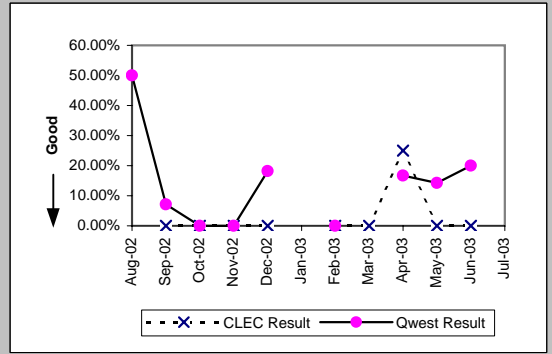
UDIT Above DS1 Level (Parity)									
Date	CLEC Num	CLEC Denc	CLEC Resu	CLEC Std	Qwest Num	Qwest Denc	Qwest Resu	Mod Z Scr	Parity Scr
Aug-02	0	1	0.00%	0.00%	1	2	50.00%	-0.82	-1.5
Sep-02					0	3	0.00%		
Oct-02					1	5	20.00%		
Nov-02	0	1	0.00%	0.00%	1	2	50.00%	-0.82	-1.5
Dec-02	0	1	0.00%	0.00%					
Jan-03									
Feb-03					0	1	0.00%		
Mar-03	0	2	0.00%	0.00%	0	3	0.00%	N/A	N/A
Apr-03					0	2	0.00%		
May-03	0	1	0.00%	0.00%	1	4	25.00%	-0.52	-1.31
Jun-03					1	2	50.00%		
Jul-03									



Unbundled Loop Analog (Parity)									
Date	CLEC Num	CLEC Denc	CLEC Resu	CLEC Std	Qwest Num	Qwest Denc	Qwest Resu	Mod Z Scr	Parity Scr
Aug-02	1	13	7.69%	26.65%	361	2901	12.44%	-0.52	-1.31
Sep-02	1	11	9.09%	28.75%	313	2941	10.64%	-0.17	-1.1
Oct-02	0	14	0.00%	0.00%	336	2767	12.14%	-1.39	-1.84
Nov-02	1	20	5.00%	21.79%	287	2954	9.72%	-0.71	-1.43
Dec-02	1	15	6.67%	24.94%	416	3789	10.98%	-0.53	-1.32
Jan-03									
Feb-03	8	30	26.67%	44.22%	334	2927	11.41%	2.3	0.4
Mar-03	0	4	0.00%	0.00%	310	3250	9.54%	-0.65	-1.39
Apr-03	0	12	0.00%	0.00%	350	3130	11.18%	-1.23	-1.75
May-03	0	20	0.00%	0.00%	336	2933	11.46%	-1.6	-1.97
Jun-03	1	11	9.09%	28.75%	320	2868	11.16%	-0.22	-1.13
Jul-03									



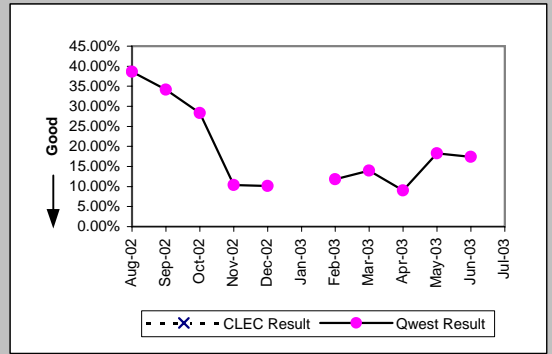
Unbundled Loop - 2 Wire Non-Loaded (Parity)									
Date	CLEC Num	CLEC Denc	CLEC Resu	CLEC Std	Qwest Num	Qwest Denc	Qwest Resu	Mod Z Scr	Parity Scr
Aug-02					6	12	50.00%		
Sep-02	0	1	0.00%	0.00%	1	14	7.14%	-0.27	-1.16
Oct-02	0	1	0.00%	0.00%	0	4	0.00%	N/A	N/A
Nov-02	0	3	0.00%	0.00%	0	6	0.00%	N/A	N/A
Dec-02	0	4	0.00%	0.00%	2	11	18.18%	-0.81	-1.49
Jan-03									
Feb-03	0	1	0.00%	0.00%	0	2	0.00%	N/A	N/A
Mar-03	0	2	0.00%	0.00%					
Apr-03	1	4	25.00%	43.30%	1	6	16.67%	0.17	-0.9
May-03	0	1	0.00%	0.00%	2	14	14.29%	-0.39	-1.24
Jun-03	0	3	0.00%	0.00%	1	5	20.00%	-0.68	-1.42
Jul-03									



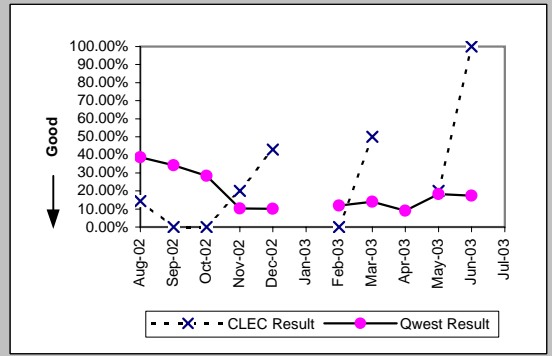
\*Results exclude No Trouble Found and Test OK reports unless QWEST trouble is found on another report within 30 days of the original report. A 30-day window necessitates reporting a month behind

MR-7E\* - Repair Repeat Report Rate (Percent) - Interval Zone Two

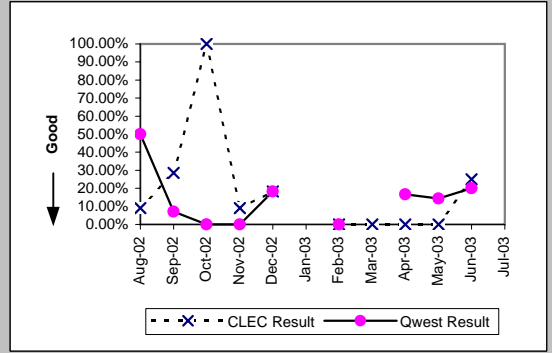
Unbundled Loop - 4 Wire Non-Loaded (Parity)									
Date	CLEC Num	CLEC Denc	CLEC Resu	CLEC Std E	Qwest Num	Qwest Denc	Qwest Resu	Mod Z Scr	Parity Scr
Aug-02					71	184	38.59%		
Sep-02					68	199	34.17%		
Oct-02					34	120	28.33%		
Nov-02					17	164	10.37%		
Dec-02					18	178	10.11%		
Jan-03									
Feb-03					17	144	11.81%		
Mar-03					19	136	13.97%		
Apr-03					15	166	9.04%		
May-03					25	137	18.25%		
Jun-03					27	155	17.42%		
Jul-03									



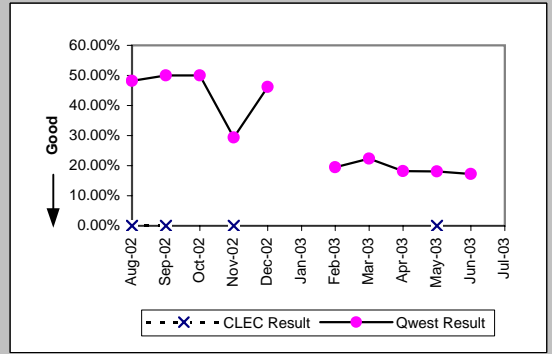
Unbundled Loop - DS1 Capable (Parity)									
Date	CLEC Num	CLEC Denc	CLEC Resu	CLEC Std E	Qwest Num	Qwest Denc	Qwest Resu	Mod Z Scr	Parity Scr
Aug-02	1	7	14.29%	34.99%	71	184	38.59%	-1.3	-1.79
Sep-02	0	4	0.00%	0.00%	68	199	34.17%	-1.43	-1.87
Oct-02	0	4	0.00%	0.00%	34	120	28.33%	-1.24	-1.75
Nov-02	2	10	20.00%	40.00%	17	164	10.37%	0.89	-0.46
Dec-02	3	7	42.86%	49.49%	18	178	10.11%	2.16	0.31
Jan-03									
Feb-03	0	4	0.00%	0.00%	17	144	11.81%	-0.72	-1.44
Mar-03	3	6	50.00%	50.00%	19	136	13.97%	2	0.21
Apr-03					15	166	9.04%		
May-03	2	10	20.00%	40.00%	25	137	18.25%	0.16	-0.9
Jun-03	3	3	100.00%	0.00%	27	155	17.42%	2.82	0.71
Jul-03									



Unbundled Loop ISDN Capable (Parity)									
Date	CLEC Num	CLEC Denc	CLEC Resu	CLEC Std E	Qwest Num	Qwest Denc	Qwest Resu	Mod Z Scr	Parity Scr
Aug-02	1	11	9.09%	28.75%	6	12	50.00%	-1.96	-2.19
Sep-02	2	7	28.57%	45.18%	1	14	7.14%	1.11	-0.33
Oct-02	1	1	100.00%	0.00%	0	4	0.00%	N/A	-0.15
Nov-02	1	11	9.09%	28.75%	0	6	0.00%	N/A	-0.76
Dec-02	2	11	18.18%	38.57%	2	11	18.18%	0	-1
Jan-03									
Feb-03	0	6	0.00%	0.00%	0	2	0.00%	N/A	N/A
Mar-03	0	7	0.00%	0.00%					
Apr-03	0	5	0.00%	0.00%	1	6	16.67%	-0.74	-1.45
May-03	0	4	0.00%	0.00%	2	14	14.29%	-0.72	-1.44
Jun-03	1	4	25.00%	43.30%	1	5	20.00%	0.02	-0.99
Jul-03									



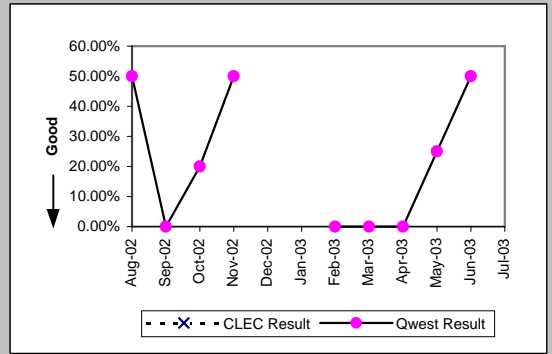
Unbundled Loop - ADSL Qualified (Parity)									
Date	CLEC Num	CLEC Denc	CLEC Resu	CLEC Std E	Qwest Num	Qwest Denc	Qwest Resu	Mod Z Scr	Parity Scr
Aug-02	0	2	0.00%	0.00%	13	27	48.15%	-1.31	-1.8
Sep-02	0	1	0.00%	0.00%	12	24	50.00%	-0.98	-1.6
Oct-02					5	10	50.00%		
Nov-02	0	1	0.00%	0.00%	5	17	29.41%	-0.63	-1.38
Dec-02					12	26	46.15%		
Jan-03									
Feb-03					196	1007	19.46%		
Mar-03					240	1075	22.33%		
Apr-03					207	1136	18.22%		
May-03	0	1	0.00%	0.00%	212	1169	18.14%	-0.47	-1.29
Jun-03					30	174	17.24%		
Jul-03									



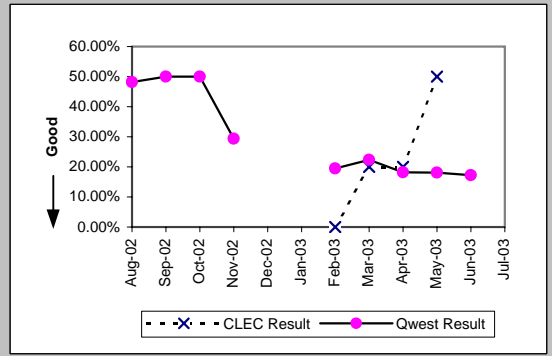
\*Results exclude No Trouble Found and Test OK reports unless QWEST trouble is found on another report within 30 days of the original report. A 30-day window necessitates reporting a month behind

MR-7E\* - Repair Repeat Report Rate (Percent) - Interval Zone Two

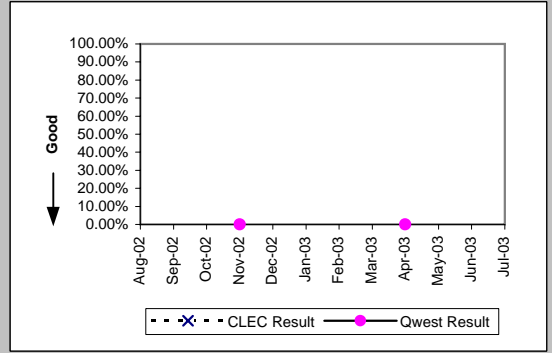
Unbundled Loop - DS3 Capable (Parity)									
Date	CLEC Num	CLEC Denc	CLEC Resu	CLEC Std	Qwest Num	Qwest Denc	Qwest Resu	Mod Z Scr	Parity Scr
Aug-02					1	2	50.00%		
Sep-02					0	3	0.00%		
Oct-02					1	5	20.00%		
Nov-02					1	2	50.00%		
Dec-02									
Jan-03									
Feb-03					0	1	0.00%		
Mar-03					0	3	0.00%		
Apr-03					0	2	0.00%		
May-03					1	4	25.00%		
Jun-03					1	2	50.00%		
Jul-03									



Qwest DSL (Parity)									
Date	CLEC Num	CLEC Denc	CLEC Resu	CLEC Std	Qwest Num	Qwest Denc	Qwest Resu	Mod Z Scr	Parity Scr
Aug-02					13	27	48.15%		
Sep-02					12	24	50.00%		
Oct-02					5	10	50.00%		
Nov-02					5	17	29.41%		
Dec-02									
Jan-03									
Feb-03	0	1	0.00%	0.00%	196	1007	19.46%	-0.49	-1.3
Mar-03	1	5	20.00%	40.00%	240	1075	22.33%	-0.12	-1.08
Apr-03	1	5	20.00%	40.00%	207	1136	18.22%	0.16	-0.9
May-03	1	2	50.00%	50.00%	212	1169	18.14%	0.91	-0.45
Jun-03					30	174	17.24%		
Jul-03									



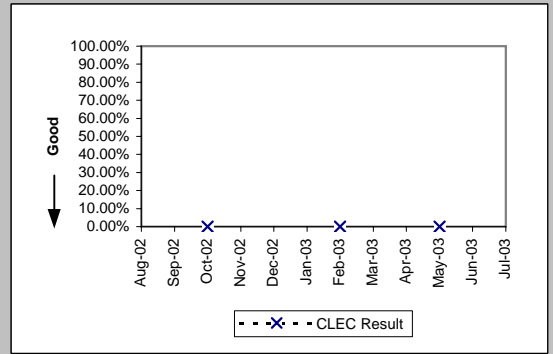
E911 (Parity)									
Date	CLEC Num	CLEC Denc	CLEC Resu	CLEC Std	Qwest Num	Qwest Denc	Qwest Resu	Mod Z Scr	Parity Scr
Aug-02									
Sep-02									
Oct-02									
Nov-02					0	1	0.00%		
Dec-02									
Jan-03									
Feb-03									
Mar-03									
Apr-03					0	1	0.00%		
May-03									
Jun-03									
Jul-03									



\*Results exclude No Trouble Found and Test OK reports unless QWEST trouble is found on another report within 30 days of the original report. A 30-day window necessitates reporting a month behind

MR-7E\* - Repair Repeat Report Rate (Percent) - Interval Zone Two

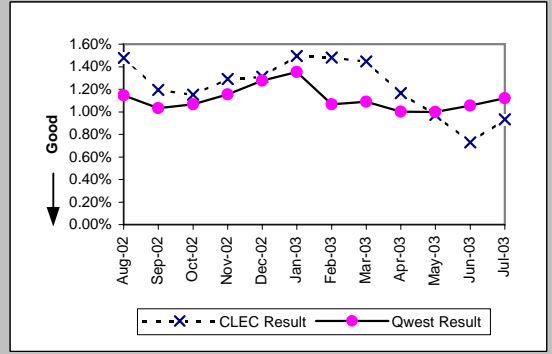
Enhanced Extended Loops (EELs) (Diagnostic)				
Date	Numerator	Denominator	CLEC Result	Standard Dev
Aug-02				
Sep-02				
Oct-02	0	1	0.00%	0.00%
Nov-02				
Dec-02				
Jan-03				
Feb-03	0	1	0.00%	0.00%
Mar-03				
Apr-03				
May-03	0	1	0.00%	0.00%
Jun-03				
Jul-03				



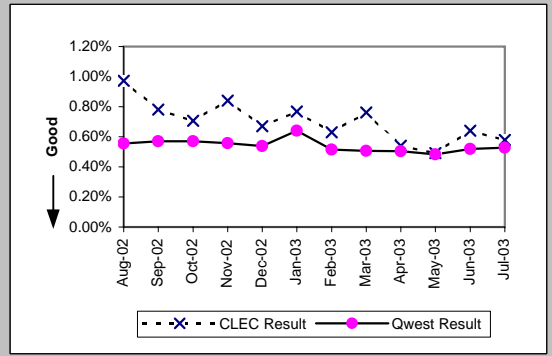
\*Results exclude No Trouble Found and Test OK reports unless QWEST trouble is found on another report within 30 days of the original report. A 30-day window necessitates reporting a month behind

MR-8 - Trouble Rate (Percent)

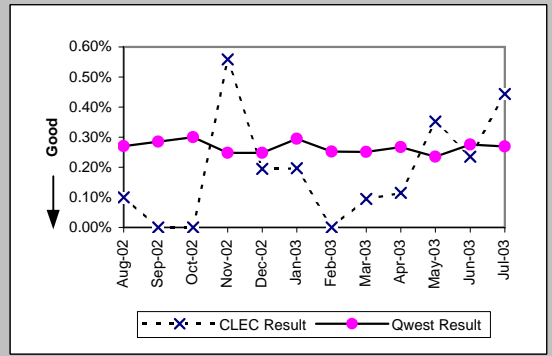
Residence (Parity)									
Date	CLEC Num	CLEC Denc	CLEC Resu	CLEC Std E	Qwest Num	Qwest Denc	Qwest Resu	Mod Z Scr	Parity Scr
Aug-02	159	10756	1.48%	12.07%	19433	1696037	1.15%	3.23	0.96
Sep-02	133	11138	1.19%	10.86%	17428	1688751	1.03%	1.69	0.03
Oct-02	131	11371	1.15%	10.67%	17961	1683700	1.07%	0.88	-0.46
Nov-02	148	11476	1.29%	11.28%	19359	1678648	1.15%	1.36	-0.17
Dec-02	157	11985	1.31%	11.37%	21337	1673228	1.28%	0.34	-0.79
Jan-03	192	12837	1.50%	12.14%	22598	1669882	1.35%	1.39	-0.15
Feb-03	214	14439	1.48%	12.08%	17754	1665148	1.07%	4.84	1.95
Mar-03	268	18538	1.45%	11.94%	18100	1660312	1.09%	4.64	1.82
Apr-03	264	22643	1.17%	10.73%	16129	1609093	1.00%	2.45	0.49
May-03	253	26016	0.97%	9.81%	16022	1602268	1.00%	-0.44	-1.27
Jun-03	211	28904	0.73%	8.51%	16793	1593239	1.05%	-5.35	-4.25
Jul-03	319	34176	0.93%	9.62%	17719	1581481	1.12%	-3.25	-2.98



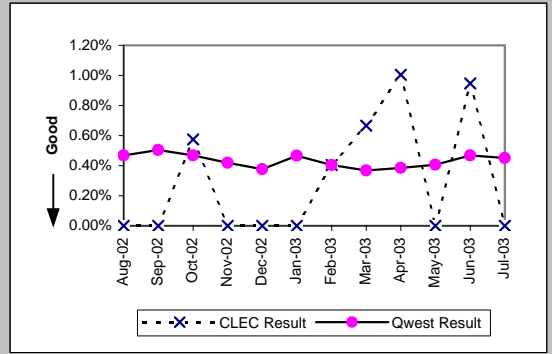
Business (Parity)									
Date	CLEC Num	CLEC Denc	CLEC Resu	CLEC Std E	Qwest Num	Qwest Denc	Qwest Resu	Mod Z Scr	Parity Scr
Aug-02	130	13370	0.97%	9.81%	2449	441569	0.55%	6.41	2.9
Sep-02	107	13712	0.78%	8.80%	2508	440574	0.57%	3.24	0.97
Oct-02	106	15017	0.71%	8.37%	2498	438857	0.57%	2.19	0.33
Nov-02	136	16187	0.84%	9.13%	2438	437556	0.56%	4.75	1.89
Dec-02	113	16841	0.67%	8.16%	2352	436083	0.54%	2.29	0.39
Jan-03	135	17554	0.77%	8.74%	2780	433743	0.64%	2.09	0.27
Feb-03	113	17955	0.63%	7.91%	2225	432005	0.52%	2.1	0.27
Mar-03	139	18230	0.76%	8.70%	2177	430578	0.51%	4.79	1.91
Apr-03	99	18323	0.54%	7.33%	2112	418874	0.50%	0.68	-0.59
May-03	92	18691	0.49%	7.00%	2010	416673	0.48%	0.19	-0.88
Jun-03	122	19027	0.64%	7.98%	2157	414987	0.52%	2.28	0.38
Jul-03	114	19682	0.58%	7.59%	2179	413025	0.53%	0.98	-0.41



Centrex (Parity)									
Date	CLEC Num	CLEC Denc	CLEC Resu	CLEC Std E	Qwest Num	Qwest Denc	Qwest Resu	Mod Z Scr	Parity Scr
Aug-02	1	998	0.10%	3.16%	256	94586	0.27%	-1.03	-1.63
Sep-02	0	882	0.00%	0.00%	267	93629	0.29%	-1.58	-1.96
Oct-02	0	1095	0.00%	0.00%	268	89311	0.30%	-1.8	-2.1
Nov-02	6	1074	0.56%	7.45%	218	87993	0.25%	2.04	0.24
Dec-02	2	1027	0.19%	4.41%	215	86625	0.25%	-0.34	-1.21
Jan-03	2	1018	0.20%	4.43%	254	86081	0.30%	-0.58	-1.35
Feb-03	0	1043	0.00%	0.00%	219	86819	0.25%	-1.61	-1.98
Mar-03	1	1059	0.09%	3.07%	216	85942	0.25%	-1.01	-1.62
Apr-03	1	869	0.12%	3.39%	227	84998	0.27%	-0.86	-1.53
May-03	3	853	0.35%	5.92%	200	85074	0.24%	0.7	-0.57
Jun-03	2	849	0.24%	4.85%	235	85299	0.28%	-0.22	-1.13
Jul-03	4	901	0.44%	6.65%	224	83309	0.27%	1.01	-0.39

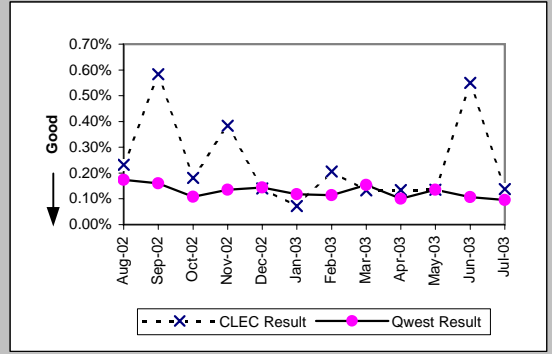


Centrex 21 (Parity)									
Date	CLEC Num	CLEC Denc	CLEC Resu	CLEC Std E	Qwest Num	Qwest Denc	Qwest Resu	Mod Z Scr	Parity Scr
Aug-02	0	134	0.00%	0.00%	325	69355	0.47%	-0.79	-1.48
Sep-02	0	137	0.00%	0.00%	349	69153	0.50%	-0.83	-1.51
Oct-02	1	174	0.57%	7.56%	323	69054	0.47%	0.3	-0.82
Nov-02	0	167	0.00%	0.00%	288	68746	0.42%	-0.84	-1.51
Dec-02	0	191	0.00%	0.00%	257	68291	0.38%	-0.85	-1.52
Jan-03	0	221	0.00%	0.00%	315	67630	0.47%	-1.02	-1.62
Feb-03	1	247	0.40%	6.35%	270	66702	0.40%	0.11	-0.93
Mar-03	2	300	0.67%	8.14%	244	66184	0.37%	0.84	-0.49
Apr-03	3	299	1.00%	9.97%	245	63466	0.39%	1.48	-0.1
May-03	0	293	0.00%	0.00%	254	62622	0.41%	-1.09	-1.66
Jun-03	3	317	0.95%	9.68%	291	62037	0.47%	1.15	-0.3
Jul-03	0	317	0.00%	0.00%	279	61885	0.45%	-1.2	-1.73

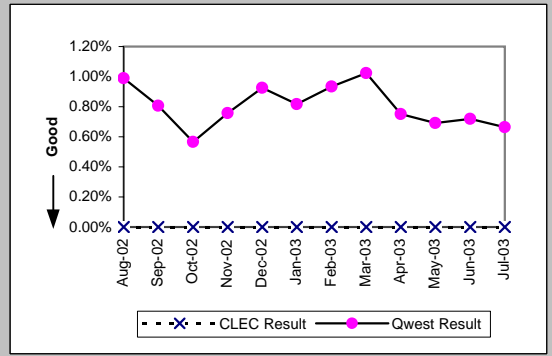


MR-8 - Trouble Rate (Percent)

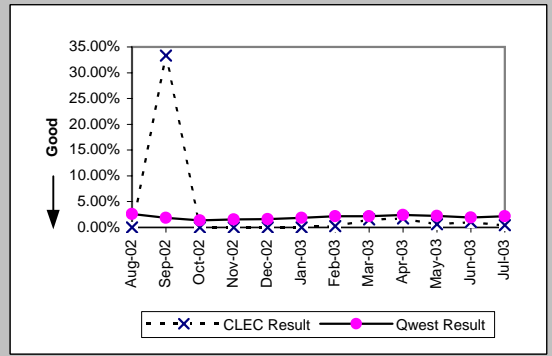
PBX (Parity)									
Date	CLEC Num	CLEC Denc	CLEC Resu	CLEC Std E	Qwest Num	Qwest Denc	Qwest Resu	Mod Z Scr	Parity Scr
Aug-02	4	1723	0.23%	4.81%	163	93977	0.17%	0.58	-0.65
Sep-02	10	1714	0.58%	7.62%	148	92667	0.16%	4.35	1.65
Oct-02	3	1657	0.18%	4.25%	99	91614	0.11%	0.9	-0.46
Nov-02	6	1564	0.38%	6.18%	123	91191	0.13%	2.66	0.62
Dec-02	2	1430	0.14%	3.74%	130	90286	0.14%	-0.04	-1.02
Jan-03	1	1385	0.07%	2.69%	109	92128	0.12%	-0.5	-1.3
Feb-03	3	1455	0.21%	4.54%	105	91457	0.11%	1.02	-0.38
Mar-03	2	1502	0.13%	3.65%	138	89833	0.15%	-0.2	-1.12
Apr-03	2	1489	0.13%	3.66%	89	88515	0.10%	0.41	-0.75
May-03	2	1474	0.14%	3.68%	119	87682	0.14%	0	-1
Jun-03	8	1454	0.55%	7.40%	93	87090	0.11%	5.13	2.12
Jul-03	2	1458	0.14%	3.70%	83	87018	0.10%	0.51	-0.69



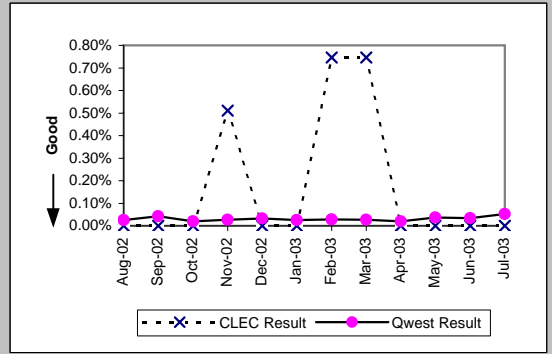
Basic Rate ISDN (Parity)									
Date	CLEC Num	CLEC Denc	CLEC Resu	CLEC Std E	Qwest Num	Qwest Denc	Qwest Resu	Mod Z Scr	Parity Scr
Aug-02	0	47	0.00%	0.00%	224	22617	0.99%	-0.68	-1.42
Sep-02	0	47	0.00%	0.00%	180	22307	0.81%	-0.62	-1.38
Oct-02	0	37	0.00%	0.00%	124	21909	0.57%	-0.46	-1.28
Nov-02	0	39	0.00%	0.00%	166	21893	0.76%	-0.55	-1.33
Dec-02	0	35	0.00%	0.00%	202	21811	0.93%	-0.57	-1.35
Jan-03	0	35	0.00%	0.00%	177	21646	0.82%	-0.54	-1.33
Feb-03	0	35	0.00%	0.00%	200	21402	0.93%	-0.57	-1.35
Mar-03	0	36	0.00%	0.00%	218	21282	1.02%	-0.61	-1.37
Apr-03	0	37	0.00%	0.00%	158	21012	0.75%	-0.53	-1.32
May-03	0	35	0.00%	0.00%	142	20554	0.69%	-0.49	-1.3
Jun-03	0	34	0.00%	0.00%	146	20305	0.72%	-0.5	-1.3
Jul-03	0	32	0.00%	0.00%	133	20063	0.66%	-0.46	-1.28



Qwest DSL (Parity)									
Date	CLEC Num	CLEC Denc	CLEC Resu	CLEC Std E	Qwest Num	Qwest Denc	Qwest Resu	Mod Z Scr	Parity Scr
Aug-02	0	6	0.00%	0.00%	803	30538	2.63%	-0.4	-1.24
Sep-02	2	6	33.33%	47.14%	547	29520	1.85%	2.82	0.71
Oct-02	0	6	0.00%	0.00%	387	28572	1.35%	-0.29	-1.17
Nov-02	0	6	0.00%	0.00%	428	27640	1.55%	-0.31	-1.19
Dec-02	0	6	0.00%	0.00%	428	26839	1.59%	-0.31	-1.19
Jan-03	0	6	0.00%	0.00%	480	26036	1.84%	-0.34	-1.2
Feb-03	1	427	0.23%	4.83%	2023	92610	2.18%	-2.75	-2.67
Mar-03	7	450	1.56%	12.37%	2001	92710	2.16%	-0.88	-1.53
Apr-03	8	467	1.71%	12.98%	2254	93146	2.42%	-0.99	-1.46
May-03	3	479	0.63%	7.89%	2113	93479	2.26%	-2.4	-2.4
Jun-03	5	482	1.04%	10.13%	1785	93527	1.91%	-1.39	-1.85
Jul-03	2	493	0.41%	6.36%	2036	93875	2.17%	-2.68	-2.63

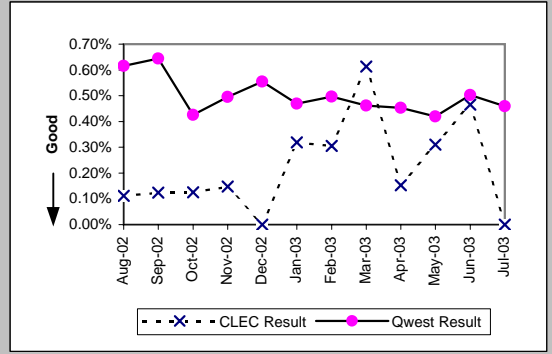


ISDN Primary (Parity)									
Date	CLEC Num	CLEC Denc	CLEC Resu	CLEC Std E	Qwest Num	Qwest Denc	Qwest Resu	Mod Z Scr	Parity Scr
Aug-02	0	88	0.00%	0.00%	26	103050	0.03%	-0.15	-1.09
Sep-02	0	112	0.00%	0.00%	43	100670	0.04%	-0.22	-1.13
Oct-02	0	158	0.00%	0.00%	20	99874	0.02%	-0.18	-1.11
Nov-02	1	196	0.51%	7.12%	27	102484	0.03%	1.95	0.18
Dec-02	0	196	0.00%	0.00%	34	103895	0.03%	-0.25	-1.15
Jan-03	0	220	0.00%	0.00%	26	103443	0.03%	-0.23	-1.14
Feb-03	2	268	0.75%	8.61%	30	104186	0.03%	3	0.82
Mar-03	2	268	0.75%	8.61%	28	104586	0.03%	3.04	0.85
Apr-03	0	292	0.00%	0.00%	21	104139	0.02%	-0.24	-1.15
May-03	0	291	0.00%	0.00%	38	101261	0.04%	-0.33	-1.2
Jun-03	0	267	0.00%	0.00%	28	81929	0.03%	-0.3	-1.18
Jul-03	0	267	0.00%	0.00%	43	82221	0.05%	-0.37	-1.23

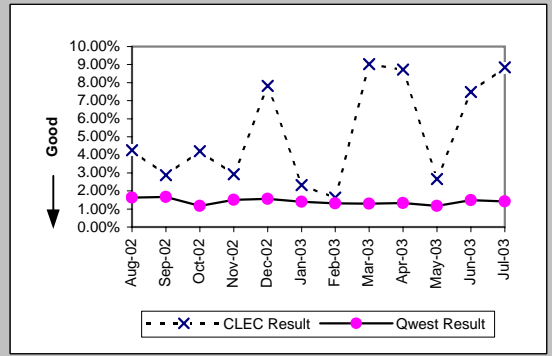


MR-8 - Trouble Rate (Percent)

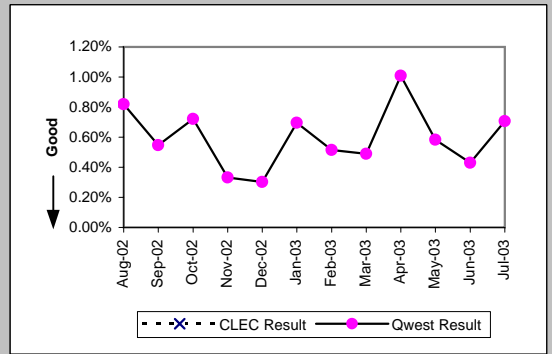
DS0 (Parity)									
Date	CLEC Num	CLEC Denc	CLEC Resu	CLEC Std	Qwest Num	Qwest Denc	Qwest Resu	Mod Z Scr	Parity Scr
Aug-02	1	899	0.11%	3.33%	743	120621	0.62%	-1.93	-2.17
Sep-02	1	802	0.12%	3.53%	780	121173	0.64%	-1.83	-2.11
Oct-02	1	796	0.13%	3.54%	517	121515	0.43%	-1.3	-1.79
Nov-02	1	679	0.15%	3.83%	599	121098	0.49%	-1.29	-1.78
Dec-02	0	641	0.00%	0.00%	671	120940	0.55%	-1.89	-2.15
Jan-03	2	626	0.32%	5.64%	570	121616	0.47%	-0.55	-1.33
Feb-03	2	654	0.31%	5.52%	593	119348	0.50%	-0.69	-1.42
Mar-03	4	653	0.61%	7.80%	550	119108	0.46%	0.57	-0.66
Apr-03	1	653	0.15%	3.91%	525	115887	0.45%	-1.14	-1.69
May-03	2	644	0.31%	5.56%	488	116325	0.42%	-0.43	-1.26
Jun-03	3	644	0.47%	6.81%	583	115968	0.50%	-0.13	-1.08
Jul-03	0	645	0.00%	0.00%	533	116123	0.46%	-1.72	-2.05



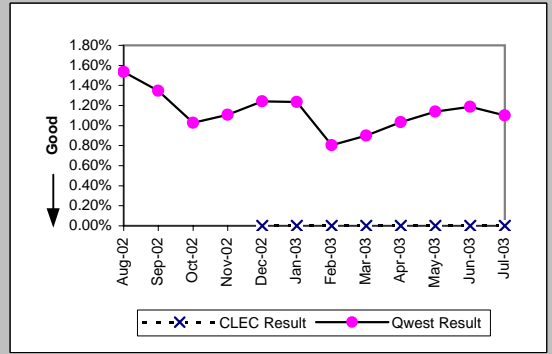
DS1 (Parity)									
Date	CLEC Num	CLEC Denc	CLEC Resu	CLEC Std	Qwest Num	Qwest Denc	Qwest Resu	Mod Z Scr	Parity Scr
Aug-02	6	141	4.26%	20.18%	766	46765	1.64%	2.08	0.27
Sep-02	4	139	2.88%	16.72%	773	46600	1.66%	1.08	-0.35
Oct-02	6	143	4.20%	20.05%	541	46567	1.16%	2.65	0.61
Nov-02	4	137	2.92%	16.84%	705	46624	1.51%	1.25	-0.24
Dec-02	10	128	7.81%	26.84%	725	46499	1.56%	4.11	1.5
Jan-03	3	129	2.33%	15.07%	646	46295	1.40%	0.89	-0.46
Feb-03	2	122	1.64%	12.70%	611	46431	1.32%	0.39	-0.76
Mar-03	11	122	9.02%	28.64%	598	46066	1.30%	4.97	2.02
Apr-03	11	126	8.73%	28.23%	615	46008	1.34%	4.85	1.95
May-03	3	113	2.65%	16.08%	538	45680	1.18%	1.3	-0.21
Jun-03	8	107	7.48%	26.30%	667	44632	1.49%	3.68	1.23
Jul-03	10	113	8.85%	28.40%	632	44594	1.42%	4.54	1.76



DS3 (Parity)									
Date	CLEC Num	CLEC Denc	CLEC Resu	CLEC Std	Qwest Num	Qwest Denc	Qwest Resu	Mod Z Scr	Parity Scr
Aug-02					27	3292	0.82%		
Sep-02					18	3292	0.55%		
Oct-02					24	3326	0.72%		
Nov-02					11	3304	0.33%		
Dec-02					10	3304	0.30%		
Jan-03					23	3304	0.70%		
Feb-03					17	3302	0.51%		
Mar-03					16	3269	0.49%		
Apr-03					33	3271	1.01%		
May-03					19	3258	0.58%		
Jun-03					14	3255	0.43%		
Jul-03					23	3254	0.71%		



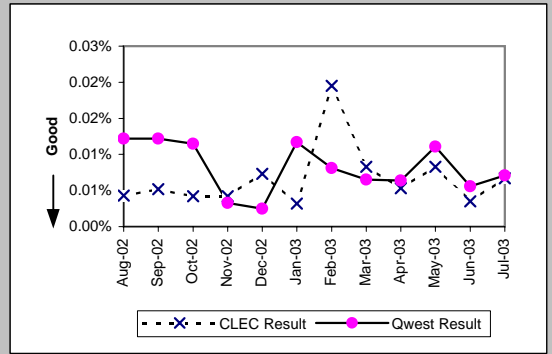
Frame Relay (Parity)									
Date	CLEC Num	CLEC Denc	CLEC Resu	CLEC Std	Qwest Num	Qwest Denc	Qwest Resu	Mod Z Scr	Parity Scr
Aug-02					203	13227	1.53%		
Sep-02					175	12997	1.35%		
Oct-02					132	12852	1.03%		
Nov-02					142	12817	1.11%		
Dec-02	0	2	0.00%	0.00%	158	12734	1.24%	-0.16	-1.1
Jan-03	0	2	0.00%	0.00%	155	12556	1.23%	-0.16	-1.1
Feb-03	0	2	0.00%	0.00%	100	12413	0.81%	-0.13	-1.08
Mar-03	0	2	0.00%	0.00%	110	12241	0.90%	-0.13	-1.08
Apr-03	0	4	0.00%	0.00%	125	12089	1.03%	-0.2	-1.12
May-03	0	4	0.00%	0.00%	137	12032	1.14%	-0.21	-1.13
Jun-03	0	4	0.00%	0.00%	141	11868	1.19%	-0.22	-1.13
Jul-03	0	3	0.00%	0.00%	129	11705	1.10%	-0.18	-1.11



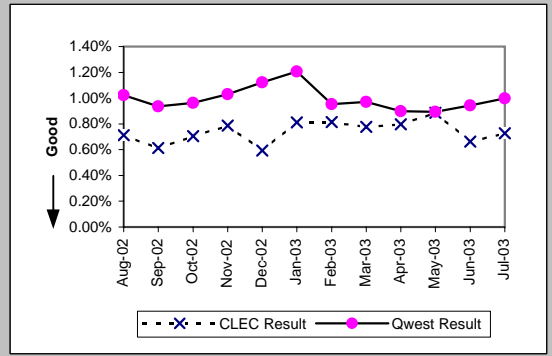


MR-8 - Trouble Rate (Percent)

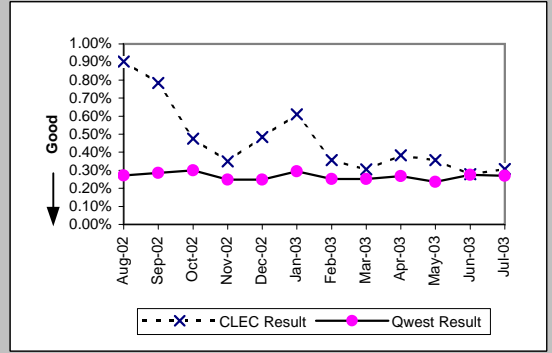
LIS Trunk (Parity)									
Date	CLEC Num	CLEC Denc	CLEC Resu	CLEC Std	Qwest Num	Qwest Denc	Qwest Resu	Mod Z Scr	Parity Scr
Aug-02	9	209876	0.00%	0.65%	15	123017	0.01%	-1.99	-2.21
Sep-02	11	211569	0.01%	0.72%	15	122741	0.01%	-1.77	-2.08
Oct-02	9	212965	0.00%	0.65%	14	121827	0.01%	-1.89	-2.15
Nov-02	9	215893	0.00%	0.65%	4	120239	0.00%	0.41	-0.75
Dec-02	16	220469	0.01%	0.85%	3	119158	0.00%	2.63	0.6
Jan-03	7	220565	0.00%	0.56%	14	119878	0.01%	-2.19	-2.33
Feb-03	44	225647	0.02%	1.40%	10	124066	0.01%	3.61	1.19
Mar-03	19	228677	0.01%	0.91%	8	123908	0.01%	0.65	-0.6
Apr-03	12	228509	0.01%	0.72%	8	125726	0.01%	-0.4	-1.24
May-03	19	230267	0.01%	0.91%	14	125575	0.01%	-0.78	-1.48
Jun-03	8	227699	0.00%	0.59%	7	125359	0.01%	-0.79	-1.48
Jul-03	15	225195	0.01%	0.82%	9	126175	0.01%	-0.16	-1.1



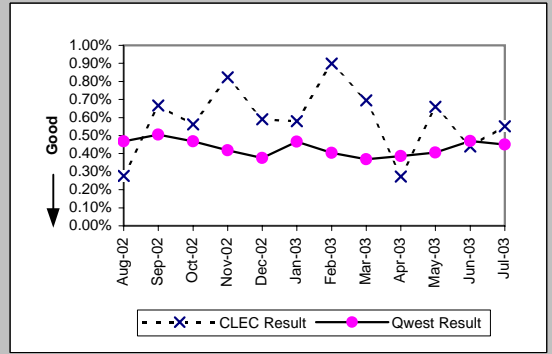
UNE - P (POTS) (Parity)									
Date	CLEC Num	CLEC Denc	CLEC Resu	CLEC Std	Qwest Num	Qwest Denc	Qwest Resu	Mod Z Scr	Parity Scr
Aug-02	181	25388	0.71%	8.41%	21882	2137606	1.02%	-4.89	-3.97
Sep-02	152	24837	0.61%	7.80%	19936	2129325	0.94%	-5.28	-4.21
Oct-02	174	24707	0.70%	8.36%	20459	2122557	0.96%	-4.15	-3.52
Nov-02	192	24400	0.79%	8.84%	21797	2116204	1.03%	-3.74	-3.27
Dec-02	144	24248	0.59%	7.68%	23689	2109311	1.12%	-7.78	-5.73
Jan-03	193	23797	0.81%	8.97%	25378	2103625	1.21%	-5.56	-4.38
Feb-03	199	24464	0.81%	8.98%	19979	2097153	0.95%	-2.23	-2.36
Mar-03	195	25112	0.78%	8.78%	20277	2090890	0.97%	-3.11	-2.89
Apr-03	208	26081	0.80%	8.89%	18241	2027967	0.90%	-1.73	-2.05
May-03	242	27322	0.89%	9.37%	18032	2018941	0.89%	-0.13	-1.08
Jun-03	182	27482	0.66%	8.11%	18950	2008226	0.94%	-4.79	-3.91
Jul-03	199	27336	0.73%	8.50%	19898	1994506	1.00%	-4.46	-3.71



UNE P (Centrex) (Parity)									
Date	CLEC Num	CLEC Denc	CLEC Resu	CLEC Std	Qwest Num	Qwest Denc	Qwest Resu	Mod Z Scr	Parity Scr
Aug-02	35	3879	0.90%	9.46%	256	94586	0.27%	7.42	3.51
Sep-02	30	3828	0.78%	8.82%	267	93629	0.29%	5.67	2.45
Oct-02	35	7355	0.48%	6.88%	268	89311	0.30%	2.65	0.61
Nov-02	25	7144	0.35%	5.91%	218	87993	0.25%	1.67	0.02
Dec-02	34	7031	0.48%	6.94%	215	86625	0.25%	3.81	1.32
Jan-03	42	6892	0.61%	7.78%	254	86081	0.30%	4.63	1.81
Feb-03	31	8698	0.36%	5.96%	219	86819	0.25%	1.85	0.12
Mar-03	28	9160	0.31%	5.52%	216	85942	0.25%	0.99	-0.4
Apr-03	34	8869	0.38%	6.18%	227	84998	0.27%	2.02	0.23
May-03	31	8716	0.36%	5.95%	200	85074	0.24%	2.21	0.35
Jun-03	24	8604	0.28%	5.27%	235	85299	0.28%	0.06	-0.96
Jul-03	26	8461	0.31%	5.53%	224	83309	0.27%	0.65	-0.6

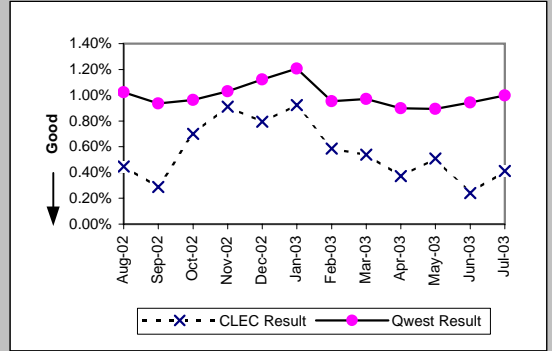


UNE P (Centrex 21) (Parity)									
Date	CLEC Num	CLEC Denc	CLEC Resu	CLEC Std	Qwest Num	Qwest Denc	Qwest Resu	Mod Z Scr	Parity Scr
Aug-02	5	1810	0.28%	5.25%	325	69355	0.47%	-1.18	-1.72
Sep-02	12	1800	0.67%	8.14%	349	69153	0.50%	0.96	-0.42
Oct-02	10	1781	0.56%	7.47%	323	69054	0.47%	0.57	-0.65
Nov-02	15	1823	0.82%	9.03%	288	68746	0.42%	2.64	0.6
Dec-02	11	1865	0.59%	7.66%	257	68291	0.38%	1.49	-0.1
Jan-03	11	1899	0.58%	7.59%	315	67630	0.47%	0.72	-0.56
Feb-03	17	1890	0.90%	9.44%	270	66702	0.40%	3.34	1.03
Mar-03	13	1868	0.70%	8.31%	244	66184	0.37%	2.3	0.4
Apr-03	5	1830	0.27%	5.22%	245	63466	0.39%	-0.77	-1.47
May-03	12	1821	0.66%	8.09%	254	62622	0.41%	1.68	0.02
Jun-03	8	1820	0.44%	6.62%	291	62037	0.47%	-0.18	-1.11
Jul-03	10	1815	0.55%	7.40%	279	61885	0.45%	0.63	-0.62



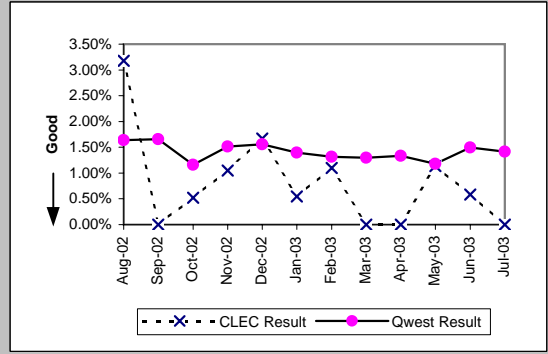
MR-8 - Trouble Rate (Percent)

Date	CLEC Num	CLEC Dens	Line Sharing (Parity)		Qwest Num	Qwest Dens	Qwest Res	Mod Z Scr	Parity Scr
			CLEC Resu	CLEC Std					
Aug-02	24	5357	0.45%	6.68%	21882	2137606	1.02%	-4.18	-3.54
Sep-02	16	5558	0.29%	5.36%	19936	2129325	0.94%	-5.01	-4.05
Oct-02	41	5858	0.70%	8.34%	20459	2122557	0.96%	-2.07	-2.26
Nov-02	57	6251	0.91%	9.51%	21797	2116204	1.03%	-0.92	-1.56
Dec-02	52	6546	0.79%	8.88%	23689	2109311	1.12%	-2.52	-2.53
Jan-03	64	6936	0.92%	9.56%	25378	2103625	1.21%	-2.16	-2.31
Feb-03	43	7344	0.59%	7.63%	19979	2097153	0.95%	-3.23	-2.97
Mar-03	42	7799	0.54%	7.32%	20277	2090890	0.97%	-3.88	-3.36
Apr-03	30	8071	0.37%	6.09%	18241	2027967	0.90%	-5.01	-4.05
May-03	43	8470	0.51%	7.11%	18032	2018941	0.89%	-3.76	-3.29
Jun-03	22	9147	0.24%	4.90%	18950	2008226	0.94%	-6.94	-5.22
Jul-03	40	9720	0.41%	6.40%	19898	1994506	1.00%	-5.8	-4.53

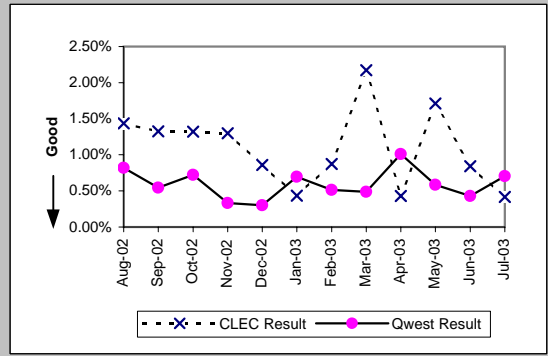


MR-8 - Trouble Rate (Percent)

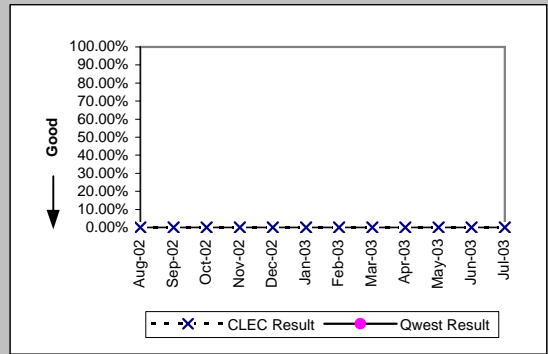
UDIT DS1 (Parity)									
Date	Numerator	Denominator	CLEC Resu	Standard D	Qwest Num	Qwest Deno	Qwest Resu	Mod Z Scr	Parity Scr
Aug-02	6	189	3.17%	17.53%	766	46765	1.64%	1.52	-0.07
Sep-02	0	191	0.00%	0.00%	773	46600	1.66%	-1.79	-2.09
Oct-02	1	191	0.52%	7.22%	541	46567	1.16%	-0.82	-1.5
Nov-02	2	191	1.05%	10.18%	705	46624	1.51%	-0.53	-1.32
Dec-02	3	180	1.67%	12.80%	725	46499	1.56%	0.19	-0.88
Jan-03	1	183	0.55%	7.37%	646	46295	1.40%	-0.98	-1.59
Feb-03	2	182	1.10%	10.43%	611	46431	1.32%	-0.26	-1.16
Mar-03	0	183	0.00%	0.00%	598	46066	1.30%	-1.55	-1.94
Apr-03	0	182	0.00%	0.00%	615	46008	1.34%	-1.57	-1.95
May-03	2	176	1.14%	10.60%	538	45680	1.18%	-0.05	-1.03
Jun-03	1	171	0.58%	7.62%	667	44632	1.49%	-0.98	-1.59
Jul-03	0	168	0.00%	0.00%	632	44594	1.42%	-1.55	-1.94



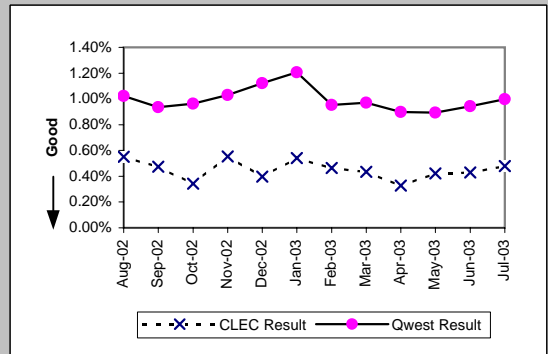
UDIT Above DS1 Level (Parity)									
Date	Numerator	Denominator	CLEC Resu	Standard D	Qwest Num	Qwest Deno	Qwest Resu	Mod Z Scr	Parity Scr
Aug-02	3	209	1.44%	11.89%	27	3292	0.82%	0.92	-0.44
Sep-02	3	226	1.33%	11.44%	18	3292	0.55%	1.33	-0.19
Oct-02	3	227	1.32%	11.42%	24	3326	0.72%	0.97	-0.41
Nov-02	3	231	1.30%	11.32%	11	3304	0.33%	1.86	0.13
Dec-02	2	232	0.86%	9.24%	10	3304	0.30%	1.24	-0.24
Jan-03	1	231	0.43%	6.57%	23	3304	0.70%	-0.47	-1.28
Feb-03	2	229	0.87%	9.30%	17	3302	0.51%	0.72	-0.56
Mar-03	5	230	2.17%	14.58%	16	3269	0.49%	2.55	0.55
Apr-03	1	233	0.43%	6.54%	33	3271	1.01%	-0.86	-1.52
May-03	4	234	1.71%	12.96%	19	3258	0.58%	1.78	0.08
Jun-03	2	238	0.84%	9.13%	14	3255	0.43%	0.87	-0.47
Jul-03	1	241	0.41%	6.43%	23	3254	0.71%	-0.52	-1.32



Dark Fiber - IOF (Diagnostic)									
Date	Numerator	Denominator	CLEC Resu	Standard D	Qwest Num	Qwest Deno	Qwest Resu	Mod Z Scr	Parity Scr
Aug-02	0	21	0.00%	0.00%					
Sep-02	0	22	0.00%	0.00%					
Oct-02	0	26	0.00%	0.00%					
Nov-02	0	26	0.00%	0.00%					
Dec-02	0	26	0.00%	0.00%					
Jan-03	0	26	0.00%	0.00%					
Feb-03	0	26	0.00%	0.00%					
Mar-03	0	26	0.00%	0.00%					
Apr-03	0	26	0.00%	0.00%					
May-03	0	26	0.00%	0.00%					
Jun-03	0	27	0.00%	0.00%					
Jul-03	0	29	0.00%	0.00%					

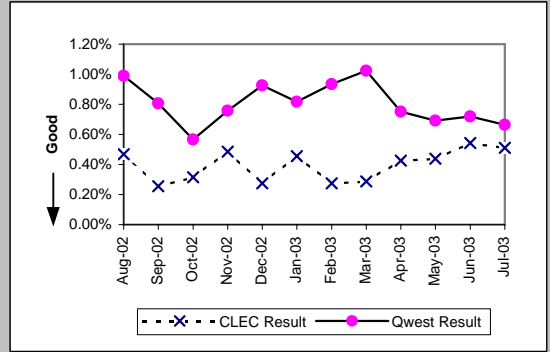


Unbundled Loop Analog (Parity)									
Date	Numerator	Denominator	CLEC Resu	Standard D	Qwest Num	Qwest Deno	Qwest Resu	Mod Z Scr	Parity Scr
Aug-02	259	46974	0.55%	7.40%	21882	2137606	1.02%	-10.06	-7.12
Sep-02	226	47578	0.48%	6.88%	19936	2129325	0.94%	-10.33	-7.28
Oct-02	165	48221	0.34%	5.84%	20459	2122557	0.96%	-13.82	-9.4
Nov-02	266	48115	0.55%	7.41%	21797	2116204	1.03%	-10.25	-7.23
Dec-02	197	49561	0.40%	6.29%	23689	2109311	1.12%	-15.15	-10.21
Jan-03	273	50393	0.54%	7.34%	25378	2103625	1.21%	-13.51	-9.21
Feb-03	235	50717	0.46%	6.79%	19979	2097153	0.95%	-11.21	-7.81
Mar-03	223	51193	0.44%	6.59%	20277	2090890	0.97%	-12.18	-8.41
Apr-03	169	51737	0.33%	5.71%	18241	2027967	0.90%	-13.63	-9.28
May-03	220	52027	0.42%	6.49%	18032	2018941	0.89%	-11.26	-7.84
Jun-03	226	52595	0.43%	6.54%	18950	2008226	0.94%	-12.03	-8.32
Jul-03	254	53047	0.48%	6.90%	19898	1994506	1.00%	-11.87	-8.21

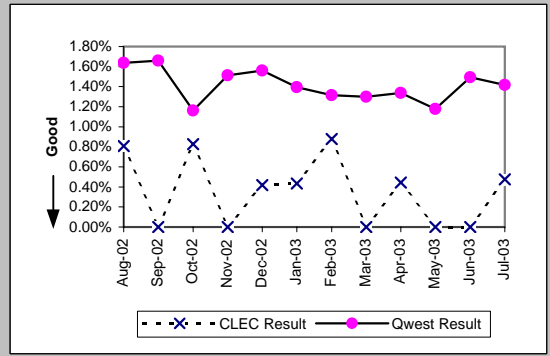


MR-8 - Trouble Rate (Percent)

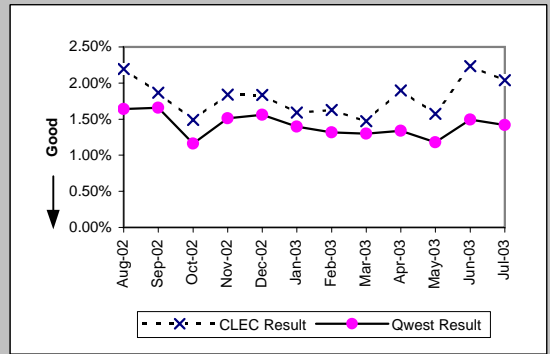
Unbundled Loop - 2 Wire Non-Loaded (Parity)									
Date	Numerator	Denominator	CLEC Resu	Standard D	Qwest Num	Qwest Deno	Qwest Resu	Mod Z Scr	Parity Scr
Aug-02	31	6618	0.47%	6.83%	224	22617	0.99%	-3.77	-3.29
Sep-02	17	6658	0.26%	5.05%	180	22307	0.81%	-4.41	-3.68
Oct-02	21	6672	0.31%	5.60%	124	21909	0.57%	-2.39	-2.46
Nov-02	32	6583	0.49%	6.96%	166	21893	0.76%	-2.23	-2.36
Dec-02	18	6559	0.27%	5.23%	202	21811	0.93%	-4.83	-3.94
Jan-03	30	6581	0.46%	6.74%	177	21646	0.82%	-2.85	-2.74
Feb-03	18	6581	0.27%	5.22%	200	21402	0.93%	-4.87	-3.96
Mar-03	19	6616	0.29%	5.35%	218	21282	1.02%	-5.2	-4.16
Apr-03	28	6594	0.42%	6.50%	158	21012	0.75%	-2.68	-2.63
May-03	29	6603	0.44%	6.61%	142	20554	0.69%	-2.15	-2.31
Jun-03	36	6641	0.54%	7.34%	146	20305	0.72%	-1.48	-1.9
Jul-03	34	6649	0.51%	7.13%	133	20063	0.66%	-1.32	-1.8



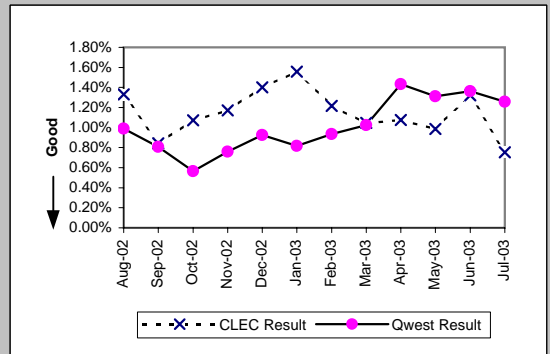
Unbundled Loop - 4 Wire Non-Loaded (Parity)									
Date	Numerator	Denominator	CLEC Resu	Standard D	Qwest Num	Qwest Deno	Qwest Resu	Mod Z Scr	Parity Scr
Aug-02	2	248	0.81%	8.94%	766	46765	1.64%	-1.03	-1.63
Sep-02	0	245	0.00%	0.00%	773	46600	1.66%	-2.03	-2.23
Oct-02	2	242	0.83%	9.05%	541	46567	1.16%	-0.49	-1.3
Nov-02	0	242	0.00%	0.00%	705	46624	1.51%	-1.92	-2.17
Dec-02	1	240	0.42%	6.44%	725	46499	1.56%	-1.42	-1.87
Jan-03	1	231	0.43%	6.57%	646	46295	1.40%	-1.24	-1.76
Feb-03	2	228	0.88%	9.32%	611	46431	1.32%	-0.58	-1.35
Mar-03	0	226	0.00%	0.00%	598	46066	1.30%	-1.72	-2.05
Apr-03	1	225	0.44%	6.65%	615	46008	1.34%	-1.16	-1.71
May-03	0	225	0.00%	0.00%	538	45680	1.18%	-1.63	-1.99
Jun-03	0	218	0.00%	0.00%	667	44632	1.49%	-1.81	-2.1
Jul-03	1	210	0.48%	6.88%	632	44594	1.42%	-1.15	-1.7



Unbundled Loop - DS1 Capable (Parity)									
Date	Numerator	Denominator	CLEC Resu	Standard D	Qwest Num	Qwest Deno	Qwest Resu	Mod Z Scr	Parity Scr
Aug-02	67	3054	2.19%	14.65%	766	46765	1.64%	2.34	0.43
Sep-02	59	3160	1.87%	13.54%	773	46600	1.66%	0.89	-0.46
Oct-02	49	3293	1.49%	12.11%	541	46567	1.16%	1.69	0.03
Nov-02	62	3373	1.84%	13.43%	705	46624	1.51%	1.5	-0.09
Dec-02	65	3539	1.84%	13.43%	725	46499	1.56%	1.28	-0.22
Jan-03	59	3710	1.59%	12.51%	646	46295	1.40%	0.97	-0.41
Feb-03	62	3814	1.63%	12.65%	611	46431	1.32%	1.61	-0.02
Mar-03	57	3874	1.47%	12.04%	598	46066	1.30%	0.91	-0.44
Apr-03	76	4002	1.90%	13.65%	615	46008	1.34%	2.97	0.81
May-03	65	4128	1.57%	12.45%	538	45680	1.18%	2.26	0.38
Jun-03	94	4205	2.24%	14.78%	667	44632	1.49%	3.79	1.3
Jul-03	87	4263	2.04%	14.14%	632	44594	1.42%	3.29	1

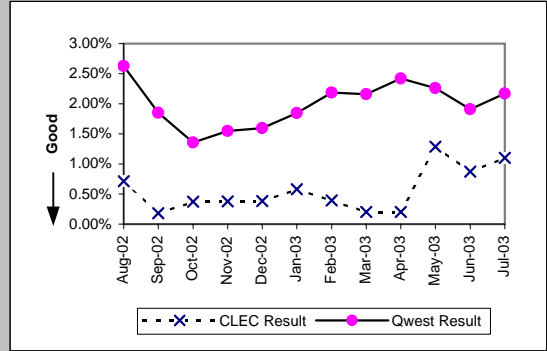


Unbundled Loop ISDN Capable (Parity)									
Date	Numerator	Denominator	CLEC Resu	Standard D	Qwest Num	Qwest Deno	Qwest Resu	Mod Z Scr	Parity Scr
Aug-02	43	3232	1.33%	11.46%	224	22617	0.99%	1.83	0.11
Sep-02	27	3208	0.84%	9.14%	180	22307	0.81%	0.21	-0.88
Oct-02	34	3168	1.07%	10.30%	124	21909	0.57%	3.56	1.16
Nov-02	37	3161	1.17%	10.76%	166	21893	0.76%	2.5	0.52
Dec-02	44	3138	1.40%	11.76%	202	21811	0.93%	2.6	0.58
Jan-03	49	3143	1.56%	12.39%	177	21646	0.82%	4.31	1.62
Feb-03	38	3127	1.22%	10.96%	200	21402	0.93%	1.52	-0.07
Mar-03	33	3150	1.05%	10.18%	218	21282	1.02%	0.12	-0.93
Apr-03	34	3159	1.08%	10.32%	158	21020	1.43%	-1.49	-1.91
May-03	31	3144	0.99%	9.88%	142	20835	1.31%	-1.41	-1.86
Jun-03	42	3182	1.32%	11.41%	146	20725	1.36%	-0.18	-1.11
Jul-03	24	3187	0.75%	8.65%	133	20577	1.26%	-2.24	-2.36

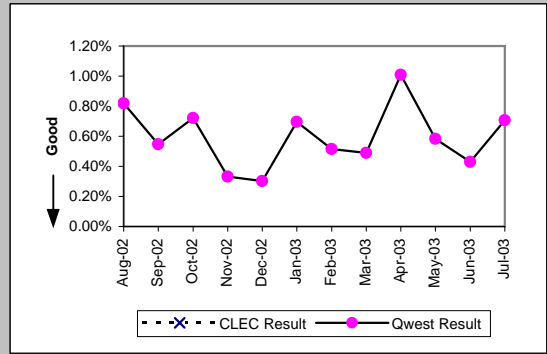


MR-8 - Trouble Rate (Percent)

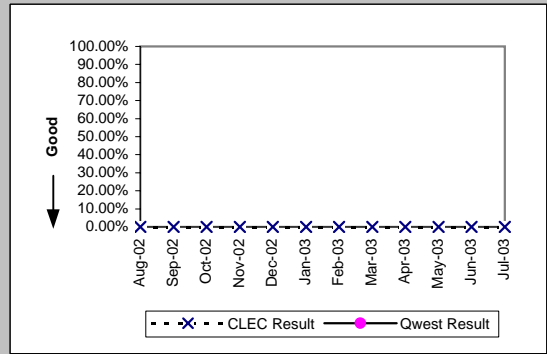
Unbundled Loop - ADSL Qualified (Parity)										
Date	Numerator	Denominator	CLEC Resu	Standard D	Qwest Num	Qwest Deno	Qwest Resu	Mod Z Scr	Parity Scr	
Aug-02	4	561	0.71%	8.41%	803	30538	2.63%	-2.81	-2.71	
Sep-02	1	546	0.18%	4.28%	547	29520	1.85%	-2.87	-2.74	
Oct-02	2	537	0.37%	6.09%	387	28572	1.35%	-1.95	-2.19	
Nov-02	2	531	0.38%	6.13%	428	27640	1.55%	-2.17	-2.32	
Dec-02	2	525	0.38%	6.16%	428	26839	1.59%	-2.2	-2.34	
Jan-03	3	518	0.58%	7.59%	480	26036	1.84%	-2.12	-2.29	
Feb-03	2	505	0.40%	6.28%	2023	92610	2.18%	-2.74	-2.67	
Mar-03	1	493	0.20%	4.50%	2001	92710	2.16%	-2.98	-2.81	
Apr-03	1	491	0.20%	4.51%	2254	93146	2.42%	-3.19	-2.94	
May-03	6	467	1.28%	11.26%	2113	93479	2.26%	-1.41	-1.86	
Jun-03	4	458	0.87%	9.30%	1785	93527	1.91%	-1.62	-1.98	
Jul-03	5	455	1.10%	10.43%	2036	93875	2.17%	-1.56	-1.95	



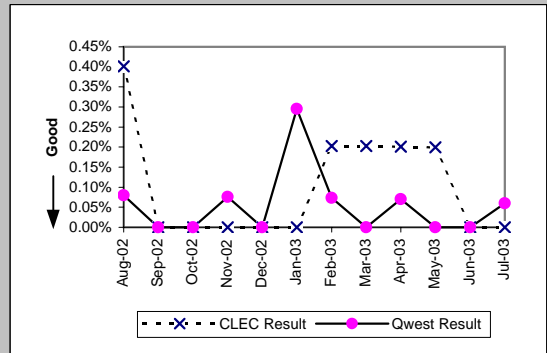
Unbundled Loop - DS3 Capable (Parity)										
Date	Numerator	Denominator	CLEC Resu	Standard D	Qwest Num	Qwest Deno	Qwest Resu	Mod Z Scr	Parity Scr	
Aug-02					27	3292	0.82%			
Sep-02					18	3292	0.55%			
Oct-02					24	3326	0.72%			
Nov-02					11	3304	0.33%			
Dec-02					10	3304	0.30%			
Jan-03					23	3304	0.70%			
Feb-03					17	3302	0.51%			
Mar-03					16	3269	0.49%			
Apr-03					33	3271	1.01%			
May-03					19	3258	0.58%			
Jun-03					14	3255	0.43%			
Jul-03					23	3254	0.71%			



Dark Fiber - Loop (Diagnostic)										
Date	Numerator	Denominator	CLEC Resu	Standard D	Qwest Num	Qwest Deno	Qwest Resu	Mod Z Scr	Parity Scr	
Aug-02	0	1	0.00%	0.00%						
Sep-02	0	4	0.00%	0.00%						
Oct-02	0	10	0.00%	0.00%						
Nov-02	0	10	0.00%	0.00%						
Dec-02	0	10	0.00%	0.00%						
Jan-03	0	25	0.00%	0.00%						
Feb-03	0	25	0.00%	0.00%						
Mar-03	0	25	0.00%	0.00%						
Apr-03	0	25	0.00%	0.00%						
May-03	0	26	0.00%	0.00%						
Jun-03	0	26	0.00%	0.00%						
Jul-03	0	26	0.00%	0.00%						

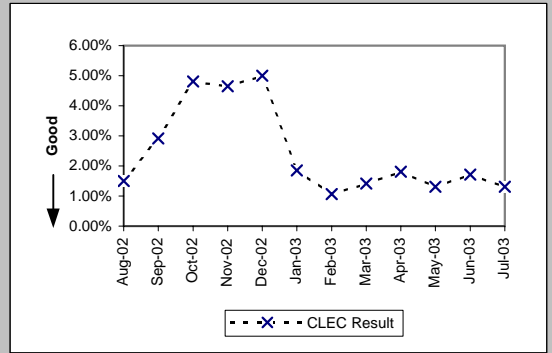


E911 (Parity)										
Date	Numerator	Denominator	CLEC Resu	Standard D	Qwest Num	Qwest Deno	Qwest Resu	Mod Z Scr	Parity Scr	
Aug-02	2	498	0.40%	6.32%	1	1252	0.08%	1.25	-0.24	
Sep-02	0	496	0.00%	0.00%	0	1276	0.00%	N/A	N/A	
Oct-02	0	502	0.00%	0.00%	0	1313	0.00%	N/A	N/A	
Nov-02	0	496	0.00%	0.00%	1	1317	0.08%	-0.52	-1.32	
Dec-02	0	500	0.00%	0.00%	0	1333	0.00%	N/A	N/A	
Jan-03	0	504	0.00%	0.00%	4	1354	0.30%	-1.04	-1.63	
Feb-03	1	494	0.20%	4.49%	1	1361	0.07%	0.6	-0.63	
Mar-03	1	494	0.20%	4.49%	0	1389	0.00%	N/A	-0.3	
Apr-03	1	498	0.20%	4.48%	1	1420	0.07%	0.63	-0.62	
May-03	1	502	0.20%	4.46%	0	1456	0.00%	N/A		
Jun-03	0	508	0.00%	0.00%	0	1631	0.00%	N/A	N/A	
Jul-03	0	512	0.00%	0.00%	1	1661	0.06%	-0.49	-1.3	



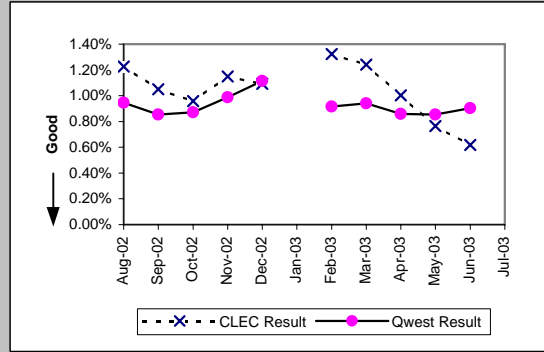
MR-8 - Trouble Rate (Percent)

Enhanced Extended Loops (EELs) (Diagnostic)					
Date	Numerator	Denominator	CLEC Result	Standard Dev	
Aug-02	3	200	1.50%	12.16%	
Sep-02	6	206	2.91%	16.82%	
Oct-02	11	229	4.80%	21.38%	
Nov-02	12	258	4.65%	21.06%	
Dec-02	14	280	5.00%	21.79%	
Jan-03	6	324	1.85%	13.48%	
Feb-03	4	376	1.06%	10.26%	
Mar-03	9	637	1.41%	11.80%	
Apr-03	12	665	1.80%	13.31%	
May-03	10	765	1.31%	11.36%	
Jun-03	14	819	1.71%	12.96%	
Jul-03	11	838	1.31%	11.38%	

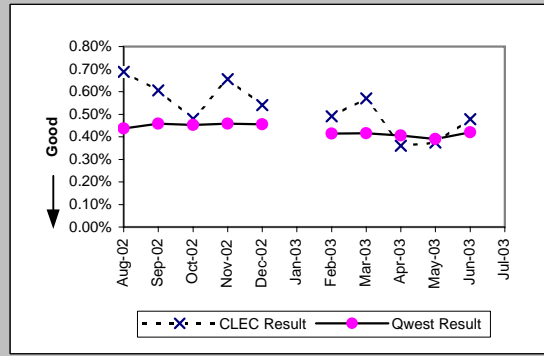


MR-8\* - Trouble Rate (Percent)

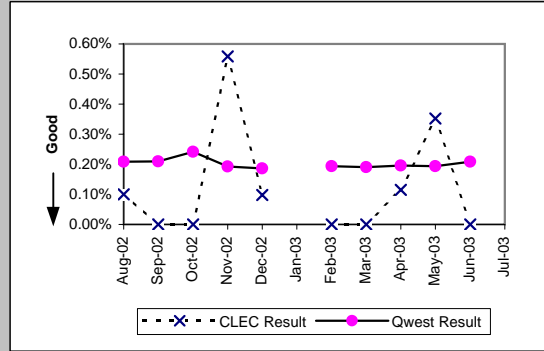
Residence (Parity)									
Date	CLEC Num	CLEC Denc	CLEC Resu	CLEC Std	Qwest Num	Qwest Denc	Qwest Resu	Mod Z Scr	Parity Scr
Aug-02	132	10756	1.23%	11.01%	16058	1696037	0.95%	2.99	0.82
Sep-02	117	11138	1.05%	10.20%	14409	1688751	0.85%	2.26	0.37
Oct-02	109	11371	0.96%	9.74%	14680	1683700	0.87%	0.99	-0.4
Nov-02	132	11476	1.15%	10.66%	16579	1678648	0.99%	1.76	0.07
Dec-02	131	11985	1.09%	10.40%	18646	1673228	1.11%	-0.22	-1.13
Jan-03									
Feb-03	191	14439	1.32%	11.43%	15260	1665148	0.92%	5.1	2.1
Mar-03	230	18538	1.24%	11.07%	15615	1660312	0.94%	4.21	1.56
Apr-03	227	22643	1.00%	9.96%	13807	1609093	0.86%	2.34	0.42
May-03	199	26016	0.76%	8.71%	13664	1602268	0.85%	-1.53	-1.93
Jun-03	179	28904	0.62%	7.85%	14389	1593239	0.90%	-5.06	-4.07
Jul-03									



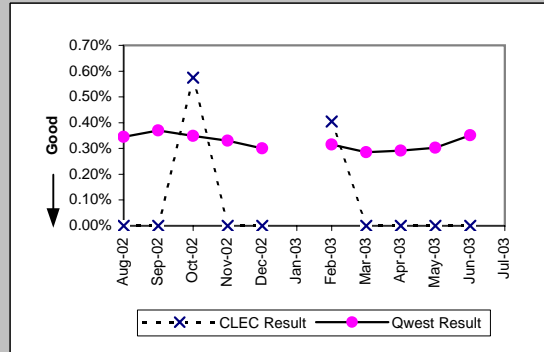
Business (Parity)									
Date	CLEC Num	CLEC Denc	CLEC Resu	CLEC Std	Qwest Num	Qwest Denc	Qwest Resu	Mod Z Scr	Parity Scr
Aug-02	92	13370	0.69%	8.27%	1926	441569	0.44%	4.36	1.65
Sep-02	83	13712	0.61%	7.76%	2021	440574	0.46%	2.5	0.52
Oct-02	72	15017	0.48%	6.91%	1986	438857	0.45%	0.48	-0.71
Nov-02	106	16187	0.65%	8.07%	2002	437556	0.46%	3.65	1.22
Dec-02	91	16841	0.54%	7.33%	1984	436083	0.46%	1.62	-0.02
Jan-03									
Feb-03	88	17955	0.49%	6.98%	1787	432005	0.41%	1.56	-0.05
Mar-03	104	18230	0.57%	7.53%	1788	430578	0.42%	3.19	0.94
Apr-03	66	18323	0.36%	5.99%	1701	418874	0.41%	-0.96	-1.58
May-03	70	18691	0.37%	6.11%	1626	416673	0.39%	-0.34	-1.21
Jun-03	91	19027	0.48%	6.90%	1740	414987	0.42%	1.23	-0.25
Jul-03									



Centrex (Parity)									
Date	CLEC Num	CLEC Denc	CLEC Resu	CLEC Std	Qwest Num	Qwest Denc	Qwest Resu	Mod Z Scr	Parity Scr
Aug-02	1	998	0.10%	3.16%	197	94586	0.21%	-0.74	-1.45
Sep-02	0	882	0.00%	0.00%	196	93629	0.21%	-1.35	-1.82
Oct-02	0	1095	0.00%	0.00%	216	89311	0.24%	-1.62	-1.98
Nov-02	6	1074	0.56%	7.45%	169	87993	0.19%	2.73	0.66
Dec-02	1	1027	0.10%	3.12%	161	86625	0.19%	-0.65	-1.4
Jan-03									
Feb-03	0	1043	0.00%	0.00%	168	86819	0.19%	-1.41	-1.86
Mar-03	0	1059	0.00%	0.00%	164	85942	0.19%	-1.41	-1.86
Apr-03	1	869	0.12%	3.39%	166	84998	0.20%	-0.53	-1.32
May-03	3	853	0.35%	5.92%	165	85074	0.19%	1.04	-0.37
Jun-03	0	849	0.00%	0.00%	178	85299	0.21%	-1.33	-1.81
Jul-03									



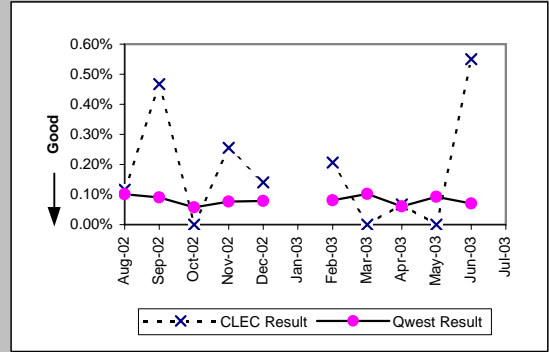
Centrex 21 (Parity)									
Date	CLEC Num	CLEC Denc	CLEC Resu	CLEC Std	Qwest Num	Qwest Denc	Qwest Resu	Mod Z Scr	Parity Scr
Aug-02	0	134	0.00%	0.00%	239	69355	0.34%	-0.68	-1.41
Sep-02	0	137	0.00%	0.00%	256	69153	0.37%	-0.71	-1.43
Oct-02	1	174	0.57%	7.56%	241	69054	0.35%	0.55	-0.67
Nov-02	0	167	0.00%	0.00%	227	68746	0.33%	-0.74	-1.45
Dec-02	0	191	0.00%	0.00%	205	68291	0.30%	-0.76	-1.46
Jan-03									
Feb-03	1	247	0.40%	6.35%	210	66702	0.31%	0.34	-0.79
Mar-03	0	300	0.00%	0.00%	189	66184	0.29%	-0.92	-1.56
Apr-03	0	299	0.00%	0.00%	185	63466	0.29%	-0.93	-1.57
May-03	0	293	0.00%	0.00%	190	62622	0.30%	-0.94	-1.57
Jun-03	0	317	0.00%	0.00%	218	62037	0.35%	-1.05	-1.64
Jul-03									



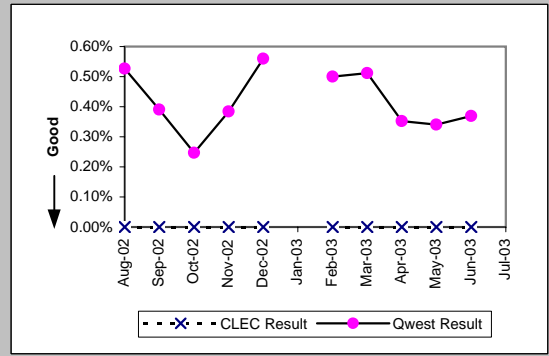
\*Results exclude No Trouble Found and Test OK reports unless QWEST trouble is found on another report within 30 days of the original report. A 30-day window necessitates reporting a month behind

MR-8\* - Trouble Rate (Percent)

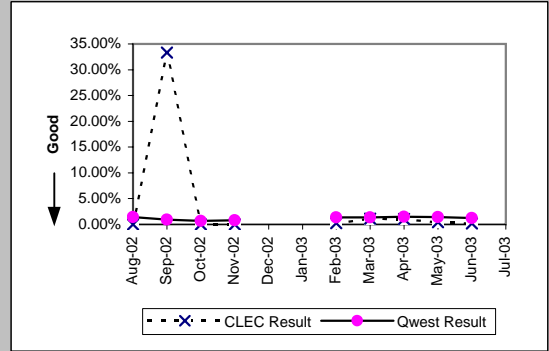
PBX (Parity)									
Date	CLEC Num	CLEC Denc	CLEC Resu	CLEC Std	Qwest Num	Qwest Denc	Qwest Resu	Mod Z Scr	Parity Scr
Aug-02	2	1723	0.12%	3.41%	95	93977	0.10%	0.19	-0.88
Sep-02	8	1714	0.47%	6.82%	84	92667	0.09%	5.13	2.12
Oct-02	0	1657	0.00%	0.00%	53	91614	0.06%	-0.97	-1.59
Nov-02	4	1564	0.26%	5.05%	70	91191	0.08%	2.53	0.54
Dec-02	2	1430	0.14%	3.74%	71	90286	0.08%	0.82	-0.5
Jan-03									
Feb-03	3	1455	0.21%	4.54%	74	91457	0.08%	1.67	0.01
Mar-03	0	1502	0.00%	0.00%	92	89833	0.10%	-1.23	-1.75
Apr-03	1	1489	0.07%	2.59%	54	88515	0.06%	0.1	-0.94
May-03	0	1474	0.00%	0.00%	81	87682	0.09%	-1.16	-1.7
Jun-03	8	1454	0.55%	7.40%	61	87090	0.07%	6.86	3.17
Jul-03									



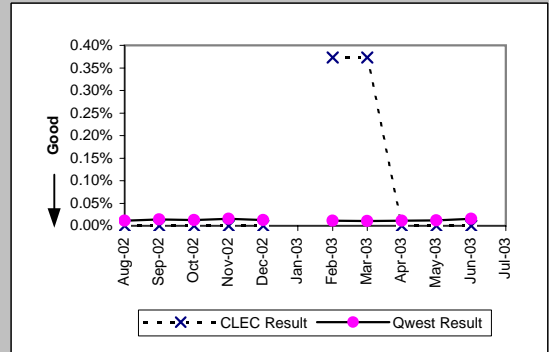
Basic Rate ISDN (Parity)									
Date	CLEC Num	CLEC Denc	CLEC Resu	CLEC Std	Qwest Num	Qwest Denc	Qwest Resu	Mod Z Scr	Parity Scr
Aug-02	0	47	0.00%	0.00%	119	22617	0.53%	-0.5	-1.3
Sep-02	0	47	0.00%	0.00%	87	22307	0.39%	-0.43	-1.26
Oct-02	0	37	0.00%	0.00%	54	21909	0.25%	-0.3	-1.18
Nov-02	0	39	0.00%	0.00%	84	21893	0.38%	-0.39	-1.24
Dec-02	0	35	0.00%	0.00%	122	21811	0.56%	-0.44	-1.27
Jan-03									
Feb-03	0	35	0.00%	0.00%	107	21402	0.50%	-0.42	-1.25
Mar-03	0	36	0.00%	0.00%	109	21282	0.51%	-0.43	-1.26
Apr-03	0	37	0.00%	0.00%	74	21012	0.35%	-0.36	-1.22
May-03	0	35	0.00%	0.00%	70	20554	0.34%	-0.35	-1.21
Jun-03	0	34	0.00%	0.00%	75	20305	0.37%	-0.35	-1.22
Jul-03									



Qwest DSL (Parity)									
Date	CLEC Num	CLEC Denc	CLEC Resu	CLEC Std	Qwest Num	Qwest Denc	Qwest Resu	Mod Z Scr	Parity Scr
Aug-02	0	6	0.00%	0.00%	436	30538	1.43%	-0.29	-1.18
Sep-02	2	6	33.33%	47.14%	269	29520	0.91%	3.25	0.97
Oct-02	0	6	0.00%	0.00%	194	28572	0.68%	-0.2	-1.12
Nov-02	0	6	0.00%	0.00%	229	27640	0.83%	-0.22	-1.14
Dec-02									
Jan-03									
Feb-03	1	427	0.23%	4.83%	1238	92610	1.34%	-1.98	-2.2
Mar-03	5	450	1.11%	10.48%	1259	92710	1.36%	-0.45	-1.27
Apr-03	5	467	1.07%	10.29%	1397	93146	1.50%	-0.76	-1.46
May-03	2	479	0.42%	6.45%	1359	93479	1.45%	-1.89	-2.15
Jun-03	1	482	0.21%	4.55%	1179	93527	1.26%	-2.07	-2.26
Jul-03									



ISDN Primary (Parity)									
Date	CLEC Num	CLEC Denc	CLEC Resu	CLEC Std	Qwest Num	Qwest Denc	Qwest Resu	Mod Z Scr	Parity Scr
Aug-02	0	88	0.00%	0.00%	12	103050	0.01%	-0.1	-1.06
Sep-02	0	112	0.00%	0.00%	14	100670	0.01%	-0.12	-1.08
Oct-02	0	158	0.00%	0.00%	13	99874	0.01%	-0.14	-1.09
Nov-02	0	196	0.00%	0.00%	16	102484	0.02%	-0.17	-1.11
Dec-02	0	196	0.00%	0.00%	13	103895	0.01%	-0.16	-1.1
Jan-03									
Feb-03	1	268	0.37%	6.10%	12	104186	0.01%	2.15	0.31
Mar-03	1	268	0.37%	6.10%	11	104586	0.01%	2.19	0.33
Apr-03	0	292	0.00%	0.00%	12	104139	0.01%	-0.18	-1.11
May-03	0	291	0.00%	0.00%	12	101261	0.01%	-0.19	-1.11
Jun-03	0	267	0.00%	0.00%	13	81929	0.02%	-0.21	-1.12
Jul-03									

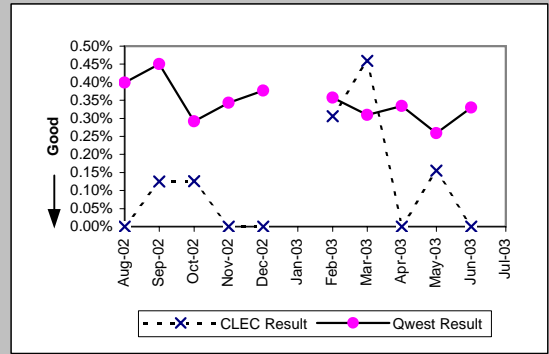


\*Results exclude No Trouble Found and Test OK reports unless QWEST trouble is found on another report within 30 days of the original report. A 30-day window necessitates reporting a month behind

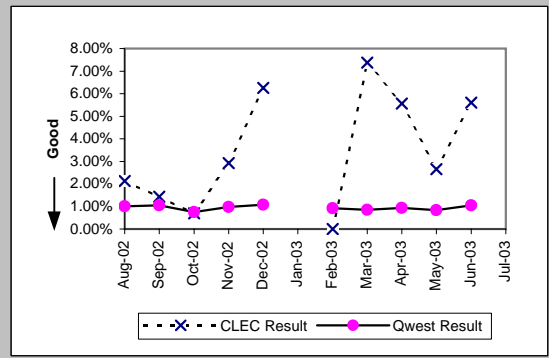


MR-8\* - Trouble Rate (Percent)

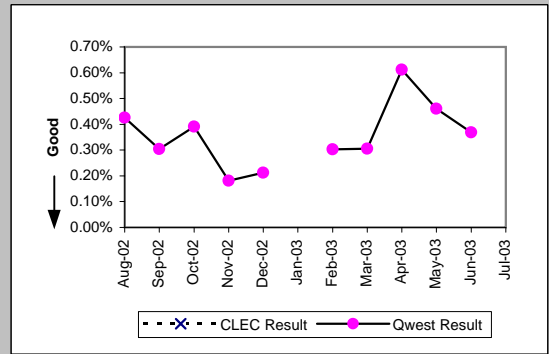
DS0 (Parity)									
Date	CLEC Num	CLEC Denc	CLEC Resu	CLEC Std	Qwest Num	Qwest Denc	Qwest Resu	Mod Z Scr	Parity Scr
Aug-02	0	899	0.00%	0.00%	481	120621	0.40%	-1.89	-2.15
Sep-02	1	802	0.12%	3.53%	546	121173	0.45%	-1.37	-1.84
Oct-02	1	796	0.13%	3.54%	355	121515	0.29%	-0.87	-1.53
Nov-02	0	679	0.00%	0.00%	416	121098	0.34%	-1.53	-1.93
Dec-02	0	641	0.00%	0.00%	456	120940	0.38%	-1.55	-1.94
Jan-03									
Feb-03	2	654	0.31%	5.52%	426	119348	0.36%	-0.22	-1.13
Mar-03	3	653	0.46%	6.76%	369	119108	0.31%	0.69	-0.58
Apr-03	0	653	0.00%	0.00%	387	115887	0.33%	-1.48	-1.9
May-03	1	644	0.16%	3.94%	301	116325	0.26%	-0.52	-1.31
Jun-03	0	644	0.00%	0.00%	382	115968	0.33%	-1.45	-1.88
Jul-03									



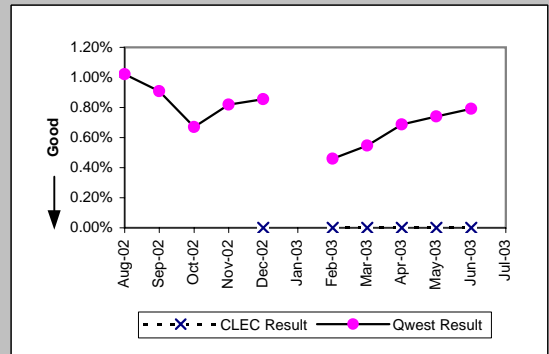
DS1 (Parity)									
Date	CLEC Num	CLEC Denc	CLEC Resu	CLEC Std	Qwest Num	Qwest Denc	Qwest Resu	Mod Z Scr	Parity Scr
Aug-02	3	141	2.13%	14.43%	468	46765	1.00%	1.23	-0.25
Sep-02	2	139	1.44%	11.91%	487	46600	1.05%	0.51	-0.69
Oct-02	1	143	0.70%	8.33%	350	46567	0.75%	-0.07	-1.04
Nov-02	4	137	2.92%	16.84%	456	46624	0.98%	1.91	0.16
Dec-02	8	128	6.25%	24.21%	501	46499	1.08%	3.92	1.39
Jan-03									
Feb-03	0	122	0.00%	0.00%	426	46431	0.92%	-1.06	-1.65
Mar-03	9	122	7.38%	26.14%	391	46066	0.85%	4.86	1.96
Apr-03	7	126	5.56%	22.91%	430	46008	0.93%	3.71	1.25
May-03	3	113	2.65%	16.08%	381	45680	0.83%	1.74	0.06
Jun-03	6	107	5.61%	23.01%	466	44632	1.04%	3.28	1
Jul-03									



DS3 (Parity)									
Date	CLEC Num	CLEC Denc	CLEC Resu	CLEC Std	Qwest Num	Qwest Denc	Qwest Resu	Mod Z Scr	Parity Scr
Aug-02					14	3292	0.43%		
Sep-02					10	3292	0.30%		
Oct-02					13	3326	0.39%		
Nov-02					6	3304	0.18%		
Dec-02					7	3304	0.21%		
Jan-03									
Feb-03					10	3302	0.30%		
Mar-03					10	3269	0.31%		
Apr-03					20	3271	0.61%		
May-03					15	3258	0.46%		
Jun-03					12	3255	0.37%		
Jul-03									



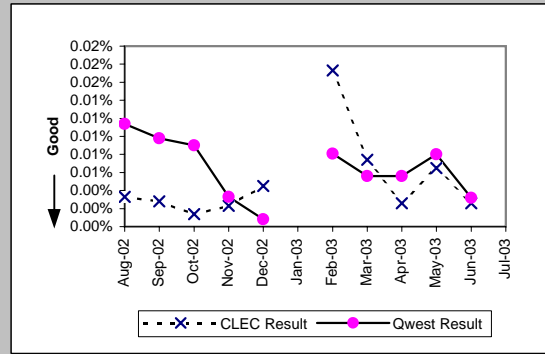
Frame Relay (Parity)									
Date	CLEC Num	CLEC Denc	CLEC Resu	CLEC Std	Qwest Num	Qwest Denc	Qwest Resu	Mod Z Scr	Parity Scr
Aug-02					135	13227	1.02%		
Sep-02					118	12997	0.91%		
Oct-02					86	12852	0.67%		
Nov-02					105	12817	0.82%		
Dec-02	0	2	0.00%	0.00%	109	12734	0.86%	-0.13	-1.08
Jan-03									
Feb-03	0	2	0.00%	0.00%	57	12413	0.46%	-0.1	-1.06
Mar-03	0	2	0.00%	0.00%	67	12241	0.55%	-0.1	-1.06
Apr-03	0	4	0.00%	0.00%	83	12089	0.69%	-0.17	-1.1
May-03	0	4	0.00%	0.00%	89	12032	0.74%	-0.17	-1.1
Jun-03	0	4	0.00%	0.00%	94	11868	0.79%	-0.18	-1.11
Jul-03									



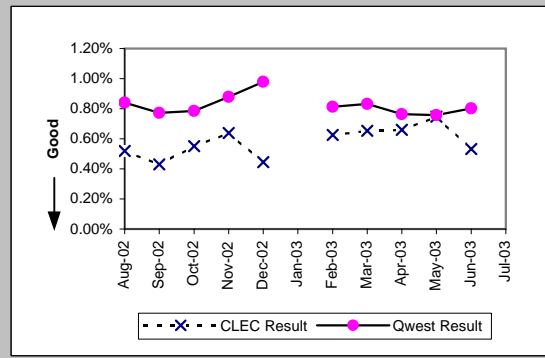
\*Results exclude No Trouble Found and Test OK reports unless QWEST trouble is found on another report within 30 days of the original report. A 30-day window necessitates reporting a month behind

MR-8\* - Trouble Rate (Percent)

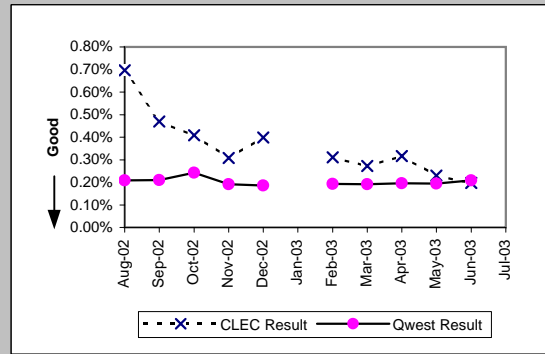
LIS Trunk (Parity)									
Date	CLEC Num	CLEC Denc	CLEC Resu	CLEC Std	Qwest Num	Qwest Denc	Qwest Resu	Mod Z Scr	Parity Scr
Aug-02	7	209876	0.00%	0.58%	14	123017	0.01%	-2.1	-2.28
Sep-02	6	211569	0.00%	0.53%	12	122741	0.01%	-1.96	-2.19
Oct-02	3	212965	0.00%	0.38%	11	121827	0.01%	-2.23	-2.36
Nov-02	5	215893	0.00%	0.48%	4	120239	0.00%	-0.49	-1.3
Dec-02	10	220469	0.00%	0.67%	1	119158	0.00%	3.55	1.16
Jan-03									
Feb-03	39	225647	0.02%	1.31%	10	124066	0.01%	2.91	0.77
Mar-03	17	228677	0.01%	0.86%	7	123908	0.01%	0.67	-0.59
Apr-03	6	228509	0.00%	0.51%	7	125726	0.01%	-1.12	-1.68
May-03	15	230267	0.01%	0.81%	10	125575	0.01%	-0.46	-1.28
Jun-03	6	227699	0.00%	0.51%	4	125359	0.00%	-0.28	-1.17
Jul-03									



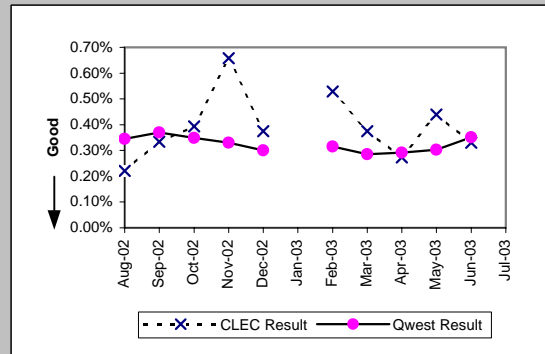
UNE - P (POTS) (Parity)									
Date	CLEC Num	CLEC Denc	CLEC Resu	CLEC Std	Qwest Num	Qwest Denc	Qwest Resu	Mod Z Scr	Parity Scr
Aug-02	132	25388	0.52%	7.19%	17984	2137606	0.84%	-5.57	-4.39
Sep-02	107	24837	0.43%	6.55%	16430	2129325	0.77%	-6.1	-4.71
Oct-02	136	24707	0.55%	7.40%	16666	2122557	0.79%	-4.16	-3.53
Nov-02	156	24400	0.64%	7.97%	18581	2116204	0.88%	-3.97	-3.42
Dec-02	108	24248	0.45%	6.66%	20630	2109311	0.98%	-8.38	-6.09
Jan-03									
Feb-03	153	24464	0.63%	7.88%	17047	2097153	0.81%	-3.25	-2.97
Mar-03	164	25112	0.65%	8.05%	17403	2090890	0.83%	-3.11	-2.89
Apr-03	172	26081	0.66%	8.09%	15508	2027967	0.76%	-1.94	-2.18
May-03	204	27322	0.75%	8.61%	15290	2018941	0.76%	-0.2	-1.12
Jun-03	146	27482	0.53%	7.27%	16129	2008226	0.80%	-5.02	-4.05
Jul-03									



UNE P (Centrex) (Parity)									
Date	CLEC Num	CLEC Denc	CLEC Resu	CLEC Std	Qwest Num	Qwest Denc	Qwest Resu	Mod Z Scr	Parity Scr
Aug-02	27	3879	0.70%	8.31%	197	94586	0.21%	6.53	2.97
Sep-02	18	3828	0.47%	6.84%	196	93629	0.21%	3.46	1.1
Oct-02	30	7355	0.41%	6.37%	216	89311	0.24%	2.79	0.69
Nov-02	22	7144	0.31%	5.54%	169	87993	0.19%	2.15	0.31
Dec-02	28	7031	0.40%	6.30%	161	86625	0.19%	3.98	1.42
Jan-03									
Feb-03	27	8698	0.31%	5.56%	168	86819	0.19%	2.37	0.44
Mar-03	25	9160	0.27%	5.22%	164	85942	0.19%	1.71	0.04
Apr-03	28	8869	0.32%	5.61%	166	84998	0.20%	2.44	0.49
May-03	20	8716	0.23%	4.78%	165	85074	0.19%	0.72	-0.56
Jun-03	17	8604	0.20%	4.44%	178	85299	0.21%	-0.21	-1.13
Jul-03									



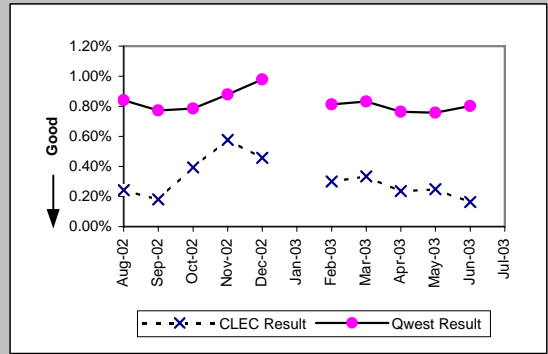
UNE P (Centrex 21) (Parity)									
Date	CLEC Num	CLEC Denc	CLEC Resu	CLEC Std	Qwest Num	Qwest Denc	Qwest Resu	Mod Z Scr	Parity Scr
Aug-02	4	1810	0.22%	4.70%	239	69355	0.34%	-0.89	-1.54
Sep-02	6	1800	0.33%	5.76%	256	69153	0.37%	-0.25	-1.15
Oct-02	7	1781	0.39%	6.26%	241	69054	0.35%	0.31	-0.81
Nov-02	12	1823	0.66%	8.09%	227	68746	0.33%	2.41	0.47
Dec-02	7	1865	0.38%	6.12%	205	68291	0.30%	0.59	-0.64
Jan-03									
Feb-03	10	1890	0.53%	7.25%	210	66702	0.31%	1.64	0
Mar-03	7	1868	0.37%	6.11%	189	66184	0.29%	0.71	-0.57
Apr-03	5	1830	0.27%	5.22%	185	63466	0.29%	-0.14	-1.09
May-03	8	1821	0.44%	6.61%	190	62622	0.30%	1.04	-0.37
Jun-03	6	1820	0.33%	5.73%	218	62037	0.35%	-0.15	-1.09
Jul-03									



\*Results exclude No Trouble Found and Test OK reports unless QWEST trouble is found on another report within 30 days of the original report. A 30-day window necessitates reporting a month behind

MR-8\* - Trouble Rate (Percent)

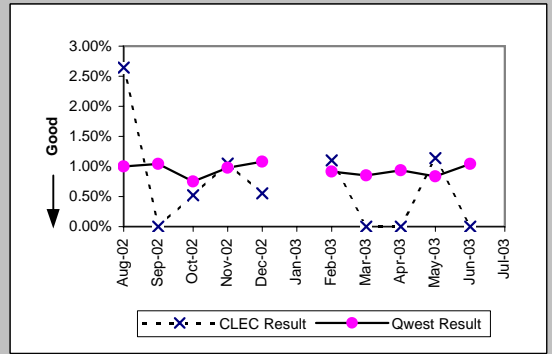
Line Sharing (Parity)									
Date	CLEC Num	CLEC Dend	CLEC Resu	CLEC Std	Qwest Num	Qwest Dend	Qwest Resu	Mod Z Scr	Parity Scr
Aug-02	13	5357	0.24%	4.92%	17984	2137606	0.84%	-4.79	-3.91
Sep-02	10	5558	0.18%	4.24%	16430	2129325	0.77%	-5.03	-4.06
Oct-02	23	5858	0.39%	6.25%	16666	2122557	0.79%	-3.4	-3.07
Nov-02	36	6251	0.58%	7.57%	18581	2116204	0.88%	-2.56	-2.55
Dec-02	30	6546	0.46%	6.75%	20630	2109311	0.98%	-4.27	-3.59
Jan-03									
Feb-03	22	7344	0.30%	5.47%	17047	2097153	0.81%	-4.89	-3.97
Mar-03	26	7799	0.33%	5.76%	17403	2090890	0.83%	-4.84	-3.94
Apr-03	19	8071	0.24%	4.85%	15508	2027967	0.76%	-5.45	-4.31
May-03	21	8470	0.25%	4.97%	15290	2018941	0.76%	-5.4	-4.28
Jun-03	15	9147	0.16%	4.05%	16129	2008226	0.80%	-6.83	-5.15
Jul-03									



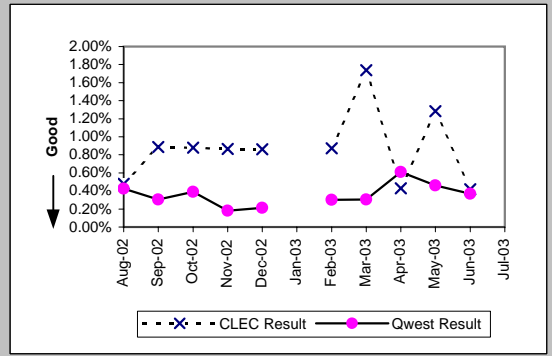
\*Results exclude No Trouble Found and Test OK reports unless QWEST trouble is found on another report within 30 days of the original report. A 30-day window necessitates reporting a month behind

MR-8\* - Trouble Rate (Percent)

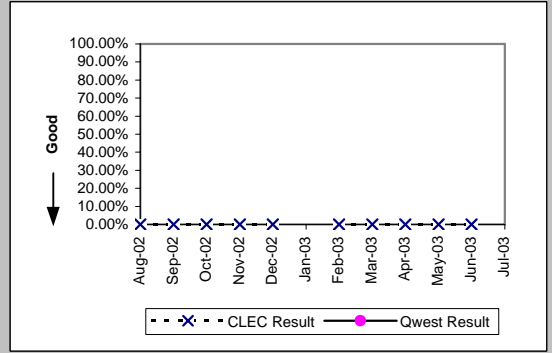
UDIT DS1 (Parity)									
Date	Numerator	Denominator	CLEC Resu	Standard D	Qwest Num	Qwest Deno	Qwest Resu	Mod Z Scr	Parity Scr
Aug-02	5	189	2.65%	16.05%	468	46765	1.00%	1.93	0.17
Sep-02	0	191	0.00%	0.00%	487	46600	1.05%	-1.42	-1.86
Oct-02	1	191	0.52%	7.22%	350	46567	0.75%	-0.36	-1.22
Nov-02	2	191	1.05%	10.18%	456	46624	0.98%	0.19	-0.89
Dec-02	1	180	0.56%	7.43%	501	46499	1.08%	-0.68	-1.41
Jan-03									
Feb-03	2	182	1.10%	10.43%	426	46431	0.92%	0.34	-0.8
Mar-03	0	183	0.00%	0.00%	391	46066	0.85%	-1.25	-1.76
Apr-03	0	182	0.00%	0.00%	430	46008	0.93%	-1.31	-1.8
May-03	2	176	1.14%	10.60%	381	45680	0.83%	0.5	-0.7
Jun-03	0	171	0.00%	0.00%	466	44632	1.04%	-1.34	-1.82
Jul-03									



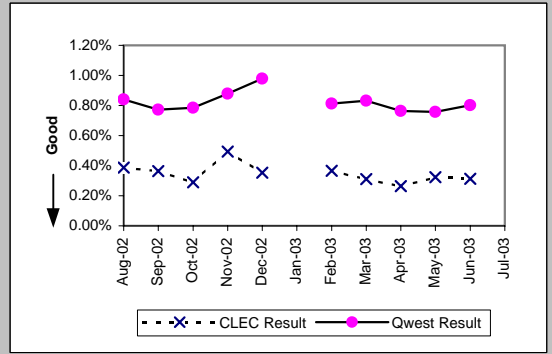
UDIT Above DS1 Level (Parity)									
Date	Numerator	Denominator	CLEC Resu	Standard D	Qwest Num	Qwest Deno	Qwest Resu	Mod Z Scr	Parity Scr
Aug-02	1	209	0.48%	6.90%	14	3292	0.43%	0.17	-0.89
Sep-02	2	226	0.89%	9.37%	10	3292	0.30%	1.27	-0.23
Oct-02	2	227	0.88%	9.35%	13	3326	0.39%	1.02	-0.38
Nov-02	2	231	0.87%	9.26%	6	3304	0.18%	1.68	0.02
Dec-02	2	232	0.86%	9.24%	7	3304	0.21%	1.55	-0.06
Jan-03									
Feb-03	2	229	0.87%	9.30%	10	3302	0.30%	1.26	-0.24
Mar-03	4	230	1.74%	13.07%	10	3269	0.31%	2.55	0.55
Apr-03	1	233	0.43%	6.54%	20	3271	0.61%	-0.34	-1.21
May-03	3	234	1.28%	11.25%	15	3258	0.46%	1.49	-0.09
Jun-03	1	238	0.42%	6.47%	12	3255	0.37%	0.18	-0.89
Jul-03									



Dark Fiber - IOF (Diagnostic)									
Date	Numerator	Denominator	CLEC Resu	Standard D	Qwest Num	Qwest Deno	Qwest Resu	Mod Z Scr	Parity Scr
Aug-02	0	21	0.00%	0.00%					
Sep-02	0	22	0.00%	0.00%					
Oct-02	0	26	0.00%	0.00%					
Nov-02	0	26	0.00%	0.00%					
Dec-02	0	26	0.00%	0.00%					
Jan-03									
Feb-03	0	26	0.00%	0.00%					
Mar-03	0	26	0.00%	0.00%					
Apr-03	0	26	0.00%	0.00%					
May-03	0	26	0.00%	0.00%					
Jun-03	0	27	0.00%	0.00%					
Jul-03									



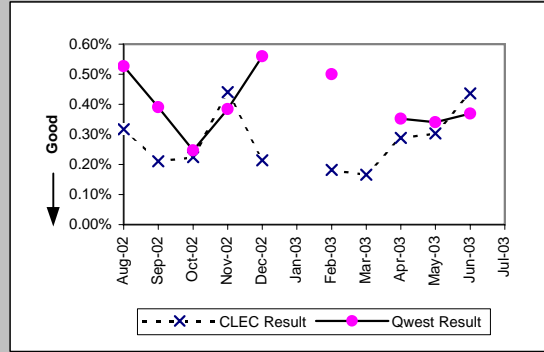
Unbundled Loop Analog (Parity)									
Date	Numerator	Denominator	CLEC Resu	Standard D	Qwest Num	Qwest Deno	Qwest Resu	Mod Z Scr	Parity Scr
Aug-02	182	46974	0.39%	6.21%	17984	2137606	0.84%	-10.65	-7.48
Sep-02	173	47578	0.36%	6.02%	16430	2129325	0.77%	-10.06	-7.12
Oct-02	140	48221	0.29%	5.38%	16666	2122557	0.79%	-12.17	-8.4
Nov-02	238	48115	0.49%	7.02%	18581	2116204	0.88%	-8.91	-6.42
Dec-02	175	49561	0.35%	5.93%	20630	2109311	0.98%	-13.97	-9.5
Jan-03									
Feb-03	186	50717	0.37%	6.04%	17047	2097153	0.81%	-11.06	-7.72
Mar-03	159	51193	0.31%	5.56%	17403	2090890	0.83%	-12.84	-8.8
Apr-03	137	51737	0.26%	5.14%	15508	2027967	0.76%	-12.89	-8.84
May-03	168	52027	0.32%	5.67%	15290	2018941	0.76%	-11.29	-7.86
Jun-03	164	52595	0.31%	5.58%	16129	2008226	0.80%	-12.46	-8.58
Jul-03									



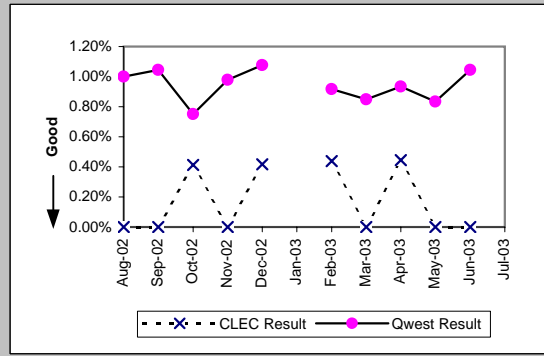
\*Results exclude No Trouble Found and Test OK reports unless QWEST trouble is found on another report within 30 days of the original report. A 30-day window necessitates reporting a month behind

MR-8\* - Trouble Rate (Percent)

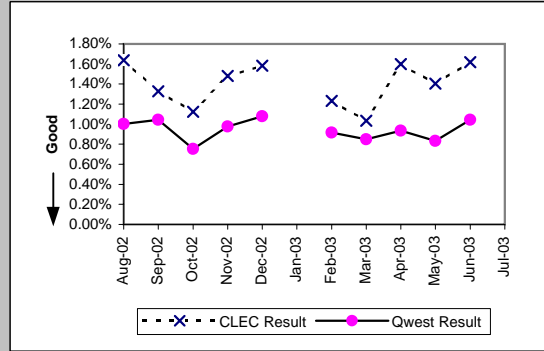
Unbundled Loop - 2 Wire Non-Loaded (Parity)									
Date	Numerator	Denominator	CLEC Resu	Standard D	Qwest Num	Qwest Deno	Qwest Resu	Mod Z Scr	Parity Scr
Aug-02	21	6618	0.32%	5.62%	119	22617	0.53%	-2.07	-2.26
Sep-02	14	6658	0.21%	4.58%	87	22307	0.39%	-2.06	-2.26
Oct-02	15	6672	0.22%	4.74%	54	21909	0.25%	-0.31	-1.19
Nov-02	29	6583	0.44%	6.62%	84	21893	0.38%	0.65	-0.6
Dec-02	14	6559	0.21%	4.62%	122	21811	0.56%	-3.29	-3
Jan-03									
Feb-03	12	6581	0.18%	4.27%	107	21402	0.50%	-3.19	-2.94
Mar-03	11	6616	0.17%	4.07%					
Apr-03	19	6594	0.29%	5.36%	74	21012	0.35%	-0.77	-1.47
May-03	20	6603	0.30%	5.50%	70	20554	0.34%	-0.46	-1.28
Jun-03	29	6641	0.44%	6.59%	75	20305	0.37%	0.78	-0.52
Jul-03									



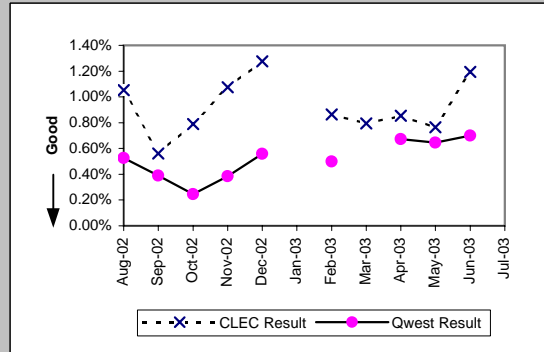
Unbundled Loop - 4 Wire Non-Loaded (Parity)									
Date	Numerator	Denominator	CLEC Resu	Standard D	Qwest Num	Qwest Deno	Qwest Resu	Mod Z Scr	Parity Scr
Aug-02	0	248	0.00%	0.00%	468	46765	1.00%	-1.58	-1.96
Sep-02	0	245	0.00%	0.00%	487	46600	1.05%	-1.6	-1.98
Oct-02	1	242	0.41%	6.41%	350	46567	0.75%	-0.61	-1.37
Nov-02	0	242	0.00%	0.00%	456	46624	0.98%	-1.54	-1.94
Dec-02	1	240	0.42%	6.44%	501	46499	1.08%	-0.99	-1.6
Jan-03									
Feb-03	1	228	0.44%	6.61%	426	46431	0.92%	-0.76	-1.46
Mar-03	0	226	0.00%	0.00%	391	46066	0.85%	-1.39	-1.84
Apr-03	1	225	0.44%	6.65%	430	46008	0.93%	-0.76	-1.46
May-03	0	225	0.00%	0.00%	381	45680	0.83%	-1.37	-1.83
Jun-03	0	218	0.00%	0.00%	466	44632	1.04%	-1.51	-1.92
Jul-03									



Unbundled Loop - DS1 Capable (Parity)									
Date	Numerator	Denominator	CLEC Resu	Standard D	Qwest Num	Qwest Deno	Qwest Resu	Mod Z Scr	Parity Scr
Aug-02	50	3054	1.64%	12.69%	468	46765	1.00%	3.42	1.08
Sep-02	42	3160	1.33%	11.45%	487	46600	1.05%	1.52	-0.08
Oct-02	37	3293	1.12%	10.54%	350	46567	0.75%	2.39	0.45
Nov-02	50	3373	1.48%	12.08%	456	46624	0.98%	2.87	0.75
Dec-02	56	3539	1.58%	12.48%	501	46499	1.08%	2.8	0.71
Jan-03									
Feb-03	47	3814	1.23%	11.03%	426	46431	0.92%	1.96	0.19
Mar-03	40	3874	1.03%	10.11%	391	46066	0.85%	1.2	-0.27
Apr-03	64	4002	1.60%	12.54%	430	46008	0.93%	4.19	1.55
May-03	58	4128	1.41%	11.77%	381	45680	0.83%	3.86	1.35
Jun-03	68	4205	1.62%	12.61%	466	44632	1.04%	3.49	1.12
Jul-03									



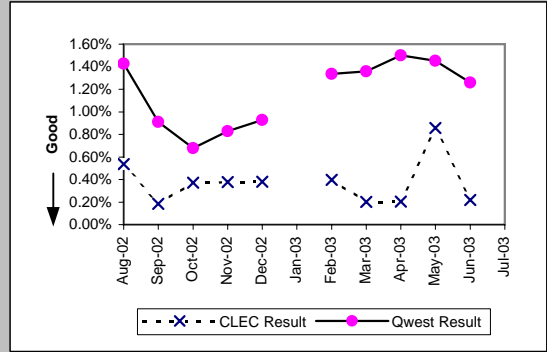
Unbundled Loop ISDN Capable (Parity)									
Date	Numerator	Denominator	CLEC Resu	Standard D	Qwest Num	Qwest Deno	Qwest Resu	Mod Z Scr	Parity Scr
Aug-02	34	3232	1.05%	10.20%	119	22617	0.53%	3.87	1.35
Sep-02	18	3208	0.56%	7.47%	87	22307	0.39%	1.45	-0.12
Oct-02	25	3168	0.79%	8.85%	54	21909	0.25%	5.76	2.5
Nov-02	34	3161	1.08%	10.32%	84	21893	0.38%	5.88	2.58
Dec-02	40	3138	1.27%	11.22%	122	21811	0.56%	5.02	2.05
Jan-03									
Feb-03	27	3127	0.86%	9.25%	107	21402	0.50%	2.69	0.64
Mar-03	25	3150	0.79%	8.87%					
Apr-03	27	3159	0.85%	9.21%	74	11020	0.67%	1.11	-0.32
May-03	24	3144	0.76%	8.70%	70	10835	0.65%	0.72	-0.56
Jun-03	38	3182	1.19%	10.86%	75	10725	0.70%	2.94	0.79
Jul-03									



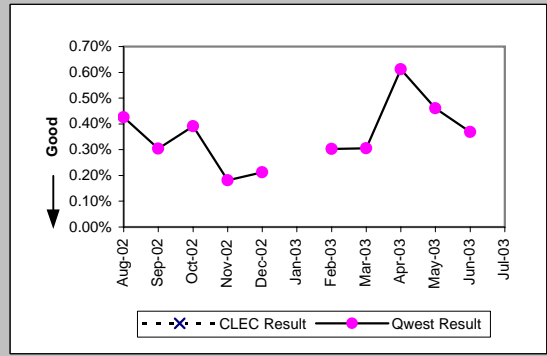
\*Results exclude No Trouble Found and Test OK reports unless QWEST trouble is found on another report within 30 days of the original report. A 30-day window necessitates reporting a month behind

MR-8\* - Trouble Rate (Percent)

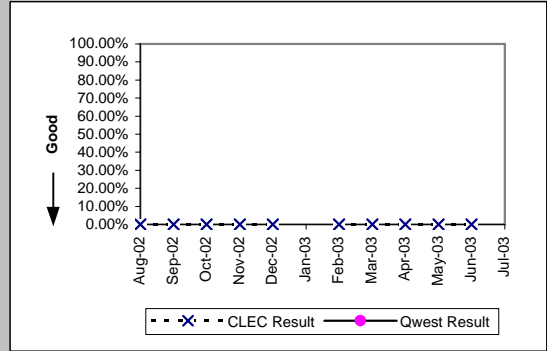
Unbundled Loop - ADSL Qualified (Parity)									
Date	Numerator	Denominator	CLEC Resu	Standard D	Qwest Num	Qwest Deno	Qwest Resu	Mod Z Scr	Parity Scr
Aug-02	3	561	0.53%	7.29%	436	30538	1.43%	-1.77	-2.07
Sep-02	1	546	0.18%	4.28%	269	29520	0.91%	-1.77	-2.08
Oct-02	2	537	0.37%	6.09%	194	28572	0.68%	-0.86	-1.52
Nov-02	2	531	0.38%	6.13%	229	27640	0.83%	-1.14	-1.69
Dec-02	2	525	0.38%	6.16%	249	26839	0.93%	-1.29	-1.79
Jan-03									
Feb-03	2	505	0.40%	6.28%	1238	92610	1.34%	-1.84	-2.12
Mar-03	1	493	0.20%	4.50%	1259	92710	1.36%	-2.21	-2.34
Apr-03	1	491	0.20%	4.51%	1397	93146	1.50%	-2.36	-2.43
May-03	4	467	0.86%	9.22%	1359	93479	1.45%	-1.08	-1.65
Jun-03	1	458	0.22%	4.67%	1179	93527	1.26%	-1.99	-2.21
Jul-03									



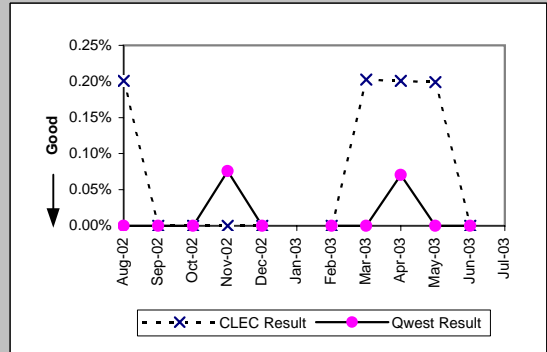
Unbundled Loop - DS3 Capable (Parity)									
Date	Numerator	Denominator	CLEC Resu	Standard D	Qwest Num	Qwest Deno	Qwest Resu	Mod Z Scr	Parity Scr
Aug-02					14	3292	0.43%		
Sep-02					10	3292	0.30%		
Oct-02					13	3326	0.39%		
Nov-02					6	3304	0.18%		
Dec-02					7	3304	0.21%		
Jan-03									
Feb-03					10	3302	0.30%		
Mar-03					10	3269	0.31%		
Apr-03					20	3271	0.61%		
May-03					15	3258	0.46%		
Jun-03					12	3255	0.37%		
Jul-03									



Dark Fiber - Loop (Diagnostic)									
Date	Numerator	Denominator	CLEC Resu	Standard D	Qwest Num	Qwest Deno	Qwest Resu	Mod Z Scr	Parity Scr
Aug-02	0	1	0.00%	0.00%					
Sep-02	0	4	0.00%	0.00%					
Oct-02	0	10	0.00%	0.00%					
Nov-02	0	10	0.00%	0.00%					
Dec-02	0	10	0.00%	0.00%					
Jan-03									
Feb-03	0	25	0.00%	0.00%					
Mar-03	0	25	0.00%	0.00%					
Apr-03	0	25	0.00%	0.00%					
May-03	0	26	0.00%	0.00%					
Jun-03	0	26	0.00%	0.00%					
Jul-03									



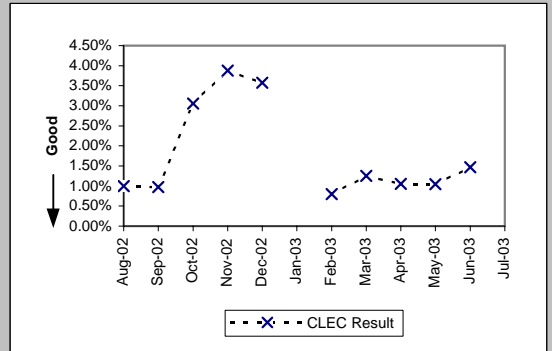
E911 (Parity)									
Date	Numerator	Denominator	CLEC Resu	Standard D	Qwest Num	Qwest Deno	Qwest Resu	Mod Z Scr	Parity Scr
Aug-02	1	498	0.20%	4.48%	0	1252	0.00%	N/A	-0.34
Sep-02	0	496	0.00%	0.00%	0	1276	0.00%	N/A	N/A
Oct-02	0	502	0.00%	0.00%	0	1313	0.00%	N/A	N/A
Nov-02	0	496	0.00%	0.00%	1	1317	0.08%	-0.52	-1.32
Dec-02	0	500	0.00%	0.00%	0	1333	0.00%	N/A	N/A
Jan-03									
Feb-03	0	494	0.00%	0.00%	0	1361	0.00%	N/A	N/A
Mar-03	1	494	0.20%	4.49%	0	1389	0.00%	N/A	-0.3
Apr-03	1	498	0.20%	4.48%	1	1420	0.07%	0.63	-0.62
May-03	1	502	0.20%	4.46%	0	1456	0.00%	N/A	N/A
Jun-03	0	508	0.00%	0.00%	0	1631	0.00%	N/A	N/A
Jul-03									



\*Results exclude No Trouble Found and Test OK reports unless QWEST trouble is found on another report within 30 days of the original report. A 30-day window necessitates reporting a month behind

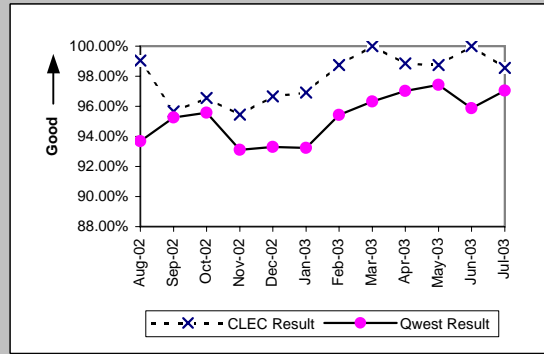
MR-8\* - Trouble Rate (Percent)

Enhanced Extended Loops (EELs) (Diagnostic)					
Date	Numerator	Denominator	CLEC Result	Standard Dev	
Aug-02	2	200	1.00%	9.95%	
Sep-02	2	206	0.97%	9.81%	
Oct-02	7	229	3.06%	17.21%	
Nov-02	10	258	3.88%	19.30%	
Dec-02	10	280	3.57%	18.56%	
Jan-03					
Feb-03	3	376	0.80%	8.90%	
Mar-03	8	637	1.26%	11.14%	
Apr-03	7	665	1.05%	10.21%	
May-03	8	765	1.05%	10.17%	
Jun-03	12	819	1.47%	12.02%	
Jul-03					

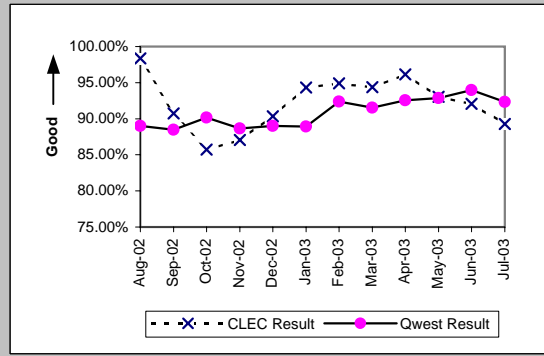


MR-9A - Repair Appointments Met (Percent) - Dispatches within MSAs

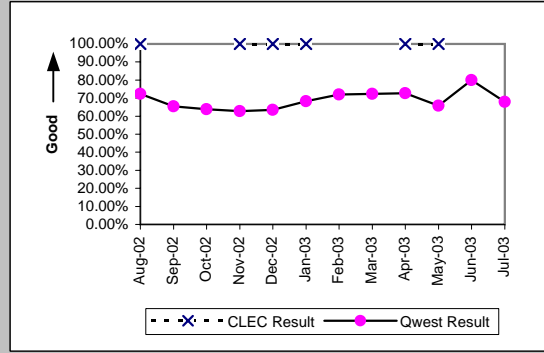
Residence (Parity)									
Date	CLEC Num	CLEC Denc	CLEC Resu	CLEC Std E	Qwest Num	Qwest Denc	Qwest Resu	Mod Z Scr	Parity Scr
Aug-02	104	105	99.05%	9.71%	11623	12408	93.67%	-2.25	-2.37
Sep-02	88	92	95.65%	20.39%	10463	10983	95.27%	-0.17	-1.11
Oct-02	84	87	96.55%	18.25%	11023	11533	95.58%	-0.44	-1.27
Nov-02	105	110	95.45%	20.83%	12200	13104	93.10%	-0.97	-1.59
Dec-02	116	120	96.67%	17.95%	13697	14682	93.29%	-1.47	-1.89
Jan-03	126	130	96.92%	17.27%	14704	15771	93.23%	-1.67	-2.01
Feb-03	156	158	98.73%	11.18%	11394	11939	95.44%	-1.97	-2.2
Mar-03	178	178	100.00%	0.00%	11492	11930	96.33%	-2.59	-2.57
Apr-03	172	174	98.85%	10.66%	10131	10441	97.03%	-1.4	-1.85
May-03	158	160	98.75%	11.11%	10327	10601	97.42%	-1.06	-1.64
Jun-03	145	145	100.00%	0.00%	10905	11375	95.87%	-2.48	-2.51
Jul-03	205	208	98.56%	11.92%	11227	11569	97.04%	-1.28	-1.78



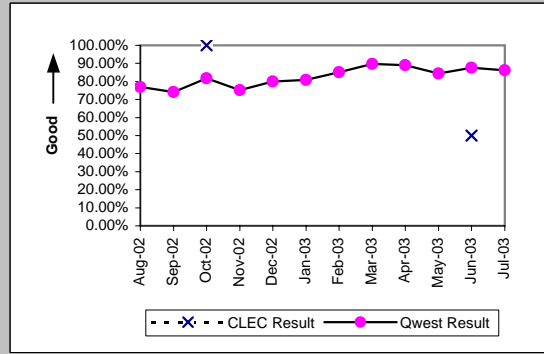
Business (Parity)									
Date	CLEC Num	CLEC Denc	CLEC Resu	CLEC Std E	Qwest Num	Qwest Denc	Qwest Resu	Mod Z Scr	Parity Scr
Aug-02	60	61	98.36%	12.70%	1277	1435	88.99%	-2.29	-2.39
Sep-02	49	54	90.74%	28.99%	1207	1364	88.49%	-0.51	-1.31
Oct-02	48	56	85.71%	34.99%	1326	1471	90.14%	1.07	-0.35
Nov-02	74	85	87.06%	33.57%	1368	1543	88.66%	0.48	-0.71
Dec-02	56	62	90.32%	29.57%	1278	1436	89.00%	-0.33	-1.2
Jan-03	83	88	94.32%	23.15%	1532	1723	88.91%	-1.57	-1.96
Feb-03	56	59	94.92%	21.97%	1203	1302	92.40%	-0.71	-1.43
Mar-03	84	89	94.38%	23.03%	1202	1313	91.55%	-0.93	-1.57
Apr-03	50	52	96.15%	19.23%	1115	1205	92.53%	-0.97	-1.59
May-03	40	43	93.02%	25.48%	1081	1164	92.87%	-0.04	-1.02
Jun-03	58	63	92.06%	27.03%	1244	1324	93.96%	0.64	-0.61
Jul-03	50	56	89.29%	30.93%	1215	1316	92.33%	0.84	-0.49



Centrex (Parity)									
Date	CLEC Num	CLEC Denc	CLEC Resu	CLEC Std E	Qwest Num	Qwest Denc	Qwest Resu	Mod Z Scr	Parity Scr
Aug-02			100.00%	0.00%	84	116	72.41%	-0.61	-1.37
Sep-02			100.00%	0.00%	72	110	65.45%		
Oct-02			100.00%	0.00%	92	144	63.89%		
Nov-02	6	6	100.00%	0.00%	59	94	62.77%	-1.83	-2.11
Dec-02	1	1	100.00%	0.00%	59	93	63.44%	-0.76	-1.46
Jan-03	2	2	100.00%	0.00%	82	120	68.33%	-0.95	-1.58
Feb-03					67	93	72.04%		
Mar-03					86	119	72.27%		
Apr-03	1	1	100.00%	0.00%	72	99	72.73%	-0.61	-1.37
May-03	3	3	100.00%	0.00%	73	111	65.77%	-1.23	-1.75
Jun-03					104	130	80.00%		
Jul-03					78	115	67.83%		



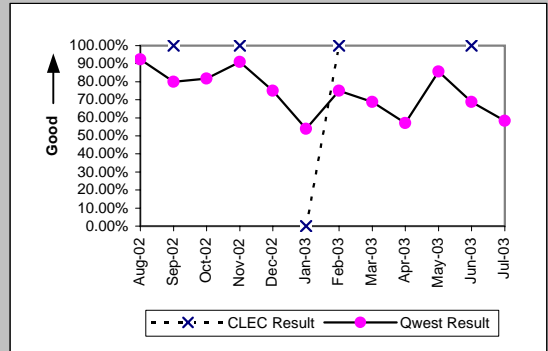
Centrex 21 (Parity)									
Date	CLEC Num	CLEC Denc	CLEC Resu	CLEC Std E	Qwest Num	Qwest Denc	Qwest Resu	Mod Z Scr	Parity Scr
Aug-02					143	186	76.88%		
Sep-02					134	181	74.03%		
Oct-02	1	1	100.00%	0.00%	174	213	81.69%	-0.47	-1.29
Nov-02					139	185	75.14%		
Dec-02					139	174	79.89%		
Jan-03					169	209	80.86%		
Feb-03					138	162	85.19%		
Mar-03					140	156	89.74%		
Apr-03					121	136	88.97%		
May-03					114	135	84.44%		
Jun-03	1	2	50.00%	50.00%	148	169	87.57%	1.14	-0.3
Jul-03					144	167	86.23%		



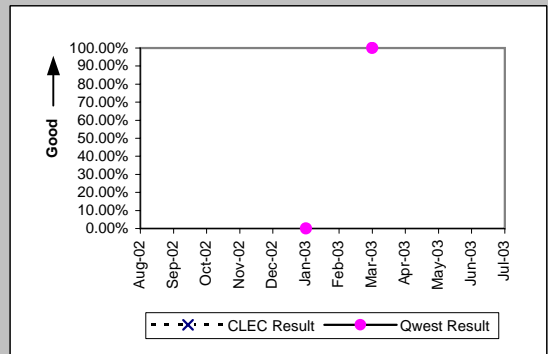


MR-9A - Repair Appointments Met (Percent) - Dispatches within MSAs

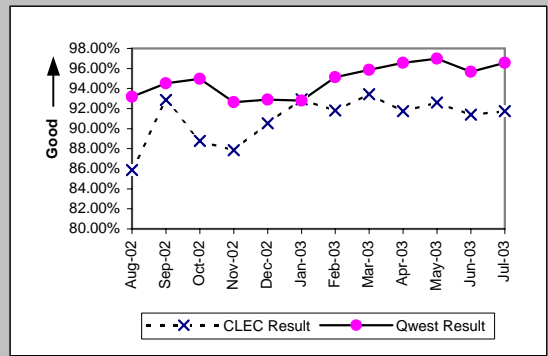
PBX (Parity)									
Date	CLEC Num	CLEC Dend	CLEC Resu	CLEC Std	Qwest Num	Qwest Dend	Qwest Resu	Mod Z Scr	Parity Scr
Aug-02					12	13	92.31%		
Sep-02	4	4	100.00%	0.00%	8	10	80.00%	-0.85	-1.51
Oct-02					9	11	81.82%		
Nov-02	2	2	100.00%	0.00%	10	11	90.91%	-0.41	-1.25
Dec-02					6	8	75.00%		
Jan-03	0	1	0.00%	0.00%	7	13	53.85%	0.67	-0.59
Feb-03	1	1	100.00%	0.00%	9	12	75.00%	-0.55	-1.34
Mar-03					11	16	68.75%		
Apr-03					4	7	57.14%		
May-03					12	14	85.71%		
Jun-03	2	2	100.00%	0.00%	11	16	68.75%	-0.9	-1.55
Jul-03					7	12	58.33%		



Basic Rate ISDN (Parity)									
Date	CLEC Num	CLEC Dend	CLEC Resu	CLEC Std	Qwest Num	Qwest Dend	Qwest Resu	Mod Z Scr	Parity Scr
Aug-02									
Sep-02									
Oct-02									
Nov-02									
Dec-02									
Jan-03					0	1	0.00%		
Feb-03									
Mar-03					2	2	100.00%		
Apr-03									
May-03									
Jun-03									
Jul-03									

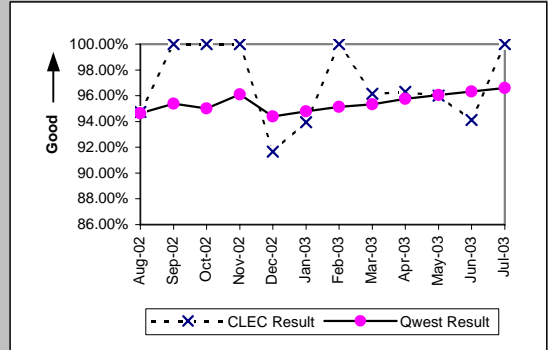


UNE - P (POTS) (Parity)									
Date	CLEC Num	CLEC Dend	CLEC Resu	CLEC Std	Qwest Num	Qwest Dend	Qwest Resu	Mod Z Scr	Parity Scr
Aug-02	73	85	85.88%	34.82%	12900	13843	93.19%	2.38	0.45
Sep-02	65	70	92.86%	25.75%	11670	12347	94.52%	0.64	-0.61
Oct-02	87	98	88.78%	31.57%	12349	13004	94.96%	2.46	0.49
Nov-02	94	107	87.85%	32.67%	13568	14647	92.63%	1.77	0.08
Dec-02	67	74	90.54%	29.27%	14975	16118	92.91%	0.8	-0.51
Jan-03	92	99	92.93%	25.63%	16236	17494	92.81%	-0.05	-1.03
Feb-03	101	110	91.82%	27.41%	12597	13241	95.14%	1.52	-0.08
Mar-03	114	122	93.44%	24.75%	12694	13243	95.85%	1.28	-0.22
Apr-03	122	133	91.73%	27.54%	11246	11646	96.57%	2.63	0.6
May-03	125	135	92.59%	26.19%	11408	11765	96.97%	2.54	0.54
Jun-03	106	116	91.38%	28.07%	12149	12699	95.67%	2.04	0.24
Jul-03	100	109	91.74%	27.52%	12442	12885	96.56%	2.38	0.45

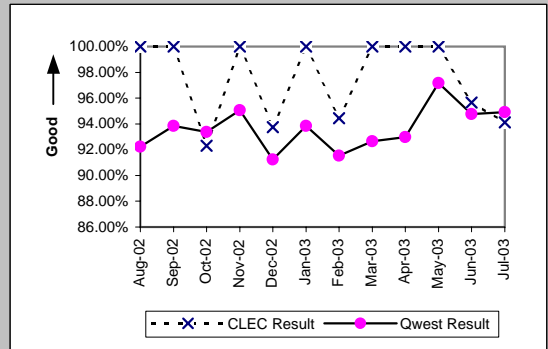


MR-9B - Repair Appointments Met (Percent) - Dispatches outside MSAs

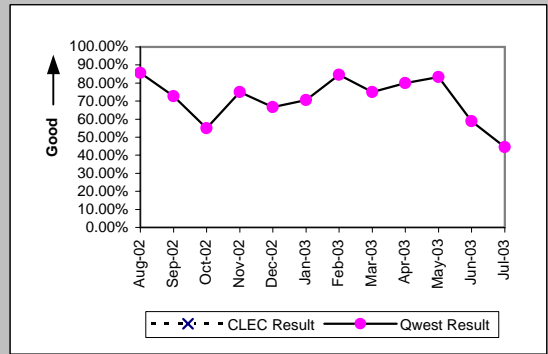
Residence (Parity)									
Date	CLEC Num	CLEC Denc	CLEC Resu	CLEC Std E	Qwest Num	Qwest Denc	Qwest Resu	Mod Z Scr	Parity Scr
Aug-02	18	19	94.74%	22.33%	2416	2553	94.63%	-0.02	-1.01
Sep-02	11	11	100.00%	0.00%	2395	2511	95.38%	-0.73	-1.44
Oct-02	12	12	100.00%	0.00%	2245	2363	95.01%	-0.79	-1.48
Nov-02	16	16	100.00%	0.00%	2514	2616	96.10%	-0.8	-1.49
Dec-02	11	12	91.67%	27.64%	3110	3295	94.39%	0.45	-0.73
Jan-03	31	33	93.94%	23.86%	3128	3300	94.79%	0.29	-0.82
Feb-03	25	25	100.00%	0.00%	2445	2570	95.14%	-1.13	-1.68
Mar-03	25	26	96.15%	19.23%	2682	2813	95.34%	-0.2	-1.12
Apr-03	26	27	96.30%	18.89%	2522	2634	95.75%	-0.14	-1.09
May-03	24	25	96.00%	19.60%	2410	2509	96.05%	0.11	-0.93
Jun-03	16	17	94.12%	23.53%	2408	2500	96.32%	0.51	-0.69
Jul-03	16	16	100.00%	0.00%	2748	2845	96.59%	-0.75	-1.46



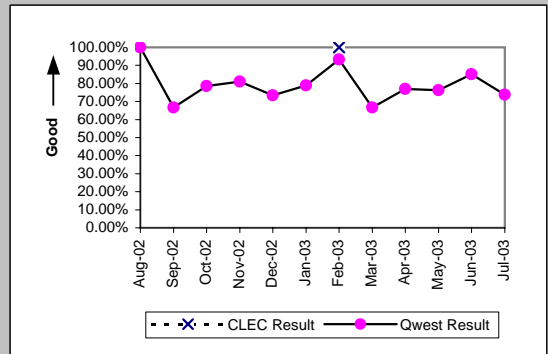
Business (Parity)									
Date	CLEC Num	CLEC Denc	CLEC Resu	CLEC Std E	Qwest Num	Qwest Denc	Qwest Resu	Mod Z Scr	Parity Scr
Aug-02	18	18	100.00%	0.00%	285	309	92.23%	-1.2	-1.73
Sep-02	11	11	100.00%	0.00%	320	341	93.84%	-0.84	-1.51
Oct-02	12	13	92.31%	26.65%	338	362	93.37%	0.2	-0.88
Nov-02	14	14	100.00%	0.00%	269	283	95.05%	-0.83	-1.51
Dec-02	15	16	93.75%	24.21%	354	388	91.24%	-0.35	-1.21
Jan-03	15	15	100.00%	0.00%	412	439	93.85%	-0.97	-1.59
Feb-03	17	18	94.44%	22.91%	281	307	91.53%	-0.43	-1.26
Mar-03	17	17	100.00%	0.00%	315	340	92.65%	-1.13	-1.69
Apr-03	8	8	100.00%	0.00%	318	342	92.98%	-0.77	-1.47
May-03	18	18	100.00%	0.00%	310	319	97.18%	-0.7	-1.43
Jun-03	22	23	95.65%	20.39%	308	325	94.77%	-0.18	-1.11
Jul-03	16	17	94.12%	23.53%	298	314	94.90%	0.19	-0.88



Centrex (Parity)									
Date	CLEC Num	CLEC Denc	CLEC Resu	CLEC Std E	Qwest Num	Qwest Denc	Qwest Resu	Mod Z Scr	Parity Scr
Aug-02					6	7	85.71%		
Sep-02					8	11	72.73%		
Oct-02					11	20	55.00%		
Nov-02					6	8	75.00%		
Dec-02					10	15	66.67%		
Jan-03					12	17	70.59%		
Feb-03					11	13	84.62%		
Mar-03					6	8	75.00%		
Apr-03					12	15	80.00%		
May-03					5	6	83.33%		
Jun-03					10	17	58.82%		
Jul-03					4	9	44.44%		

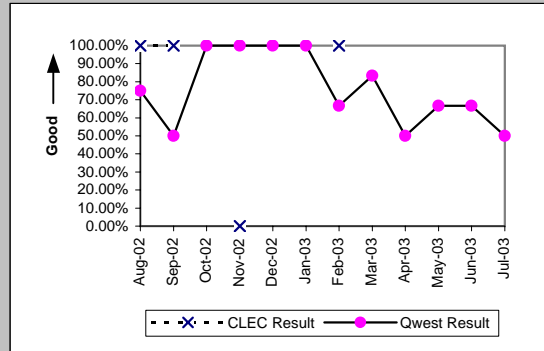


Centrex 21 (Parity)									
Date	CLEC Num	CLEC Denc	CLEC Resu	CLEC Std E	Qwest Num	Qwest Denc	Qwest Resu	Mod Z Scr	Parity Scr
Aug-02					11	11	100.00%		
Sep-02					16	24	66.67%		
Oct-02					11	14	78.57%		
Nov-02					17	21	80.95%		
Dec-02					11	15	73.33%		
Jan-03					15	19	78.95%		
Feb-03	1	1	100.00%	0.00%	14	15	93.33%	-0.26	-1.16
Mar-03					10	15	66.67%		
Apr-03					10	13	76.92%		
May-03					16	21	76.19%		
Jun-03					23	27	85.19%		
Jul-03					14	19	73.68%		

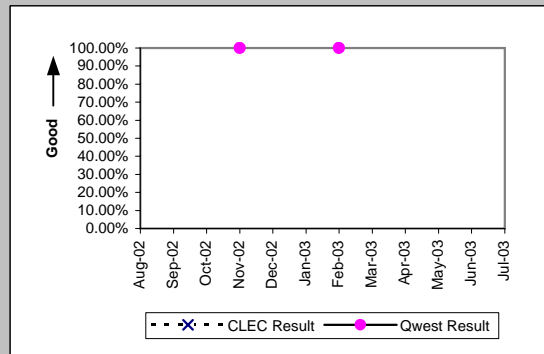


MR-9B - Repair Appointments Met (Percent) - Dispatches outside MSAs

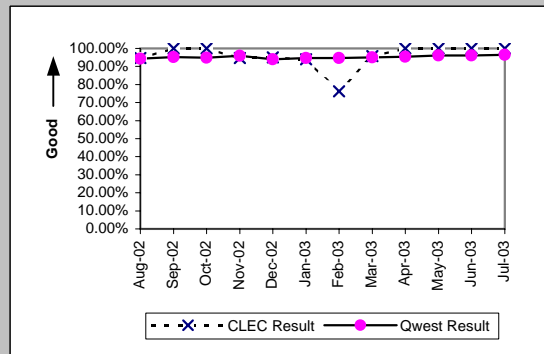
PBX (Parity)										
Date	CLEC Num	CLEC Dend	CLEC Resu	CLEC Std	Qwest Num	Qwest Dend	Qwest Resu	Mod Z Scr	Parity Scr	
Aug-02	1	1	100.00%	0.00%	3	4	75.00%	-0.52	-1.31	
Sep-02	1	1	100.00%	0.00%	2	4	50.00%	-0.89	-1.54	
Oct-02					2	2	100.00%			
Nov-02	0	1	0.00%	0.00%	4	4	100.00%	N/A	-0.15	
Dec-02					2	2	100.00%			
Jan-03					3	3	100.00%			
Feb-03	1	1	100.00%	0.00%	4	6	66.67%	-0.65	-1.4	
Mar-03					5	6	83.33%			
Apr-03					3	6	50.00%			
May-03					8	12	66.67%			
Jun-03					2	3	66.67%			
Jul-03					1	2	50.00%			



Basic Rate ISDN (Parity)										
Date	CLEC Num	CLEC Dend	CLEC Resu	CLEC Std	Qwest Num	Qwest Dend	Qwest Resu	Mod Z Scr	Parity Scr	
Aug-02										
Sep-02										
Oct-02										
Nov-02					1	1	100.00%			
Dec-02										
Jan-03										
Feb-03					1	1	100.00%			
Mar-03										
Apr-03										
May-03										
Jun-03										
Jul-03										

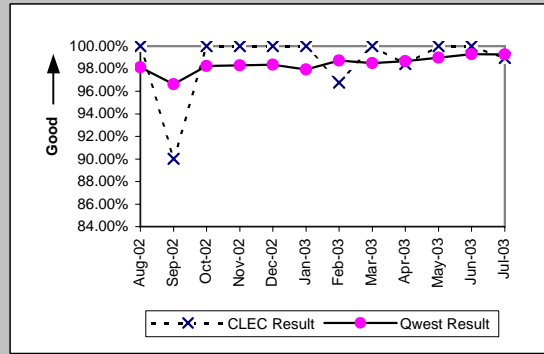


UNE - P (POTS) (Parity)										
Date	CLEC Num	CLEC Dend	CLEC Resu	CLEC Std	Qwest Num	Qwest Dend	Qwest Resu	Mod Z Scr	Parity Scr	
Aug-02	18	19	94.74%	22.33%	2701	2862	94.37%	-0.07	-1.04	
Sep-02	19	19	100.00%	0.00%	2715	2852	95.20%	-0.98	-1.59	
Oct-02	16	16	100.00%	0.00%	2583	2725	94.79%	-0.94	-1.57	
Nov-02	18	19	94.74%	22.33%	2783	2899	96.00%	0.35	-0.79	
Dec-02	19	20	95.00%	21.79%	3464	3683	94.05%	-0.18	-1.11	
Jan-03	31	33	93.94%	23.86%	3540	3739	94.68%	0.26	-0.84	
Feb-03	16	21	76.19%	42.59%	2726	2877	94.75%	2.86	0.74	
Mar-03	23	24	95.83%	19.98%	2997	3153	95.05%	-0.18	-1.11	
Apr-03	27	27	100.00%	0.00%	2840	2976	95.43%	-1.13	-1.69	
May-03	29	29	100.00%	0.00%	2720	2828	96.18%	-1.07	-1.65	
Jun-03	18	18	100.00%	0.00%	2716	2825	96.14%	-0.85	-1.52	
Jul-03	29	29	100.00%	0.00%	3046	3159	96.42%	-1.03	-1.63	

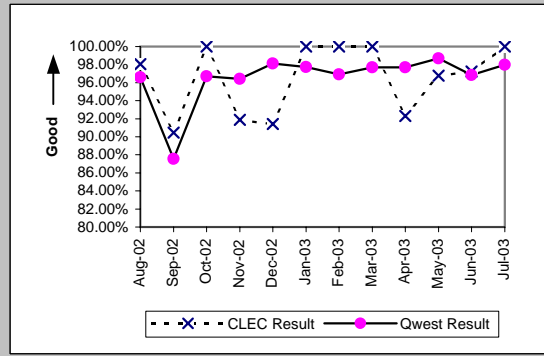


MR-9C - Repair Appointments Met (Percent) - No dispatches

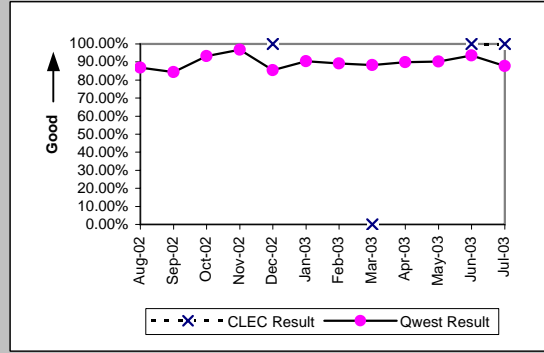
Residence (Parity)									
Date	CLEC Num	CLEC Denc	CLEC Resu	CLEC Std E	Qwest Num	Qwest Denc	Qwest Resu	Mod Z Scr	Parity Scr
Aug-02	35	35	100.00%	0.00%	4388	4472	98.12%	-0.82	-1.5
Sep-02	27	30	90.00%	30.00%	3801	3934	96.62%	1.67	0.01
Oct-02	32	32	100.00%	0.00%	3993	4065	98.23%	-0.76	-1.46
Nov-02	22	22	100.00%	0.00%	3577	3639	98.30%	-0.62	-1.37
Dec-02	25	25	100.00%	0.00%	3305	3360	98.36%	-0.64	-1.39
Jan-03	29	29	100.00%	0.00%	3454	3527	97.93%	-0.78	-1.47
Feb-03	30	31	96.77%	17.67%	3204	3245	98.74%	0.86	-0.48
Mar-03	64	64	100.00%	0.00%	3307	3357	98.51%	-0.97	-1.59
Apr-03	62	63	98.41%	12.50%	3013	3054	98.66%	0.24	-0.85
May-03	68	68	100.00%	0.00%	2882	2912	98.97%	-0.83	-1.51
Jun-03	49	49	100.00%	0.00%	2897	2918	99.28%	-0.59	-1.36
Jul-03	94	95	98.95%	10.21%	3281	3305	99.27%	0.41	-0.75



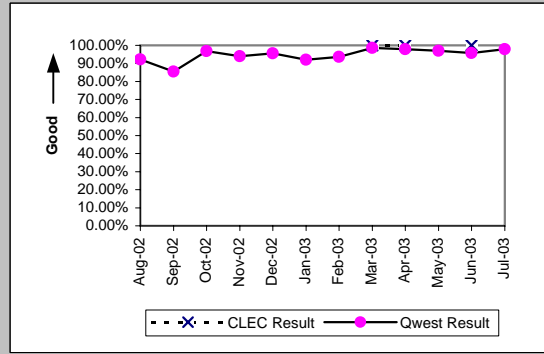
Business (Parity)									
Date	CLEC Num	CLEC Denc	CLEC Resu	CLEC Std E	Qwest Num	Qwest Denc	Qwest Resu	Mod Z Scr	Parity Scr
Aug-02	50	51	98.04%	13.86%	681	705	96.60%	-0.55	-1.33
Sep-02	38	42	90.48%	29.35%	703	803	87.55%	-0.56	-1.34
Oct-02	37	37	100.00%	0.00%	643	665	96.69%	-1.1	-1.67
Nov-02	34	37	91.89%	27.30%	590	612	96.41%	1.27	-0.23
Dec-02	32	35	91.43%	27.99%	518	528	98.11%	2.04	0.24
Jan-03	32	32	100.00%	0.00%	604	618	97.73%	-0.84	-1.51
Feb-03	36	36	100.00%	0.00%	597	616	96.92%	-1.04	-1.63
Mar-03	33	33	100.00%	0.00%	512	524	97.71%	-0.85	-1.52
Apr-03	36	39	92.31%	26.65%	552	565	97.70%	1.72	0.04
May-03	30	31	96.77%	17.67%	520	527	98.67%	0.77	-0.53
Jun-03	35	36	97.22%	16.43%	492	508	96.85%	-0.12	-1.08
Jul-03	41	41	100.00%	0.00%	538	549	98.00%	-0.88	-1.54



Centrex (Parity)									
Date	CLEC Num	CLEC Denc	CLEC Resu	CLEC Std E	Qwest Num	Qwest Denc	Qwest Resu	Mod Z Scr	Parity Scr
Aug-02					80	92	86.96%		
Sep-02					76	90	84.44%		
Oct-02					69	74	93.24%		
Nov-02					62	64	96.88%		
Dec-02	1	1	100.00%	0.00%	59	69	85.51%	-0.41	-1.25
Jan-03					66	73	90.41%		
Feb-03					74	83	89.16%		
Mar-03	0	1	0.00%	0.00%	53	60	88.33%	1.55	-0.06
Apr-03					80	89	89.89%		
May-03					56	62	90.32%		
Jun-03	2	2	100.00%	0.00%	44	47	93.62%	-0.36	-1.22
Jul-03	4	4	100.00%	0.00%	65	74	87.84%	-0.72	-1.44

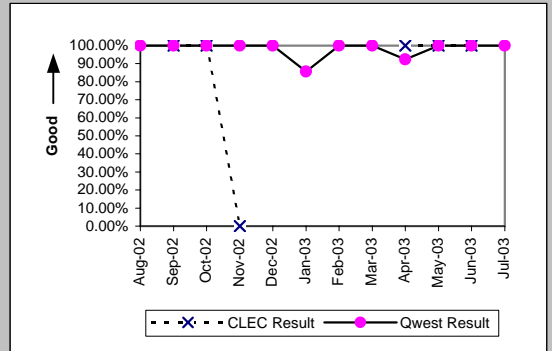


Centrex 21 (Parity)									
Date	CLEC Num	CLEC Denc	CLEC Resu	CLEC Std E	Qwest Num	Qwest Denc	Qwest Resu	Mod Z Scr	Parity Scr
Aug-02					118	128	92.19%		
Sep-02					123	144	85.42%		
Oct-02					93	96	96.88%		
Nov-02					77	82	93.90%		
Dec-02					65	68	95.59%		
Jan-03					80	87	91.95%		
Feb-03					87	93	93.55%		
Mar-03	2	2	100.00%	0.00%	72	73	98.63%	-0.16	-1.1
Apr-03	3	3	100.00%	0.00%	94	96	97.92%	-0.25	-1.15
May-03					95	98	96.94%		
Jun-03	1	1	100.00%	0.00%	91	95	95.79%	-0.21	-1.13
Jul-03					91	93	97.85%		

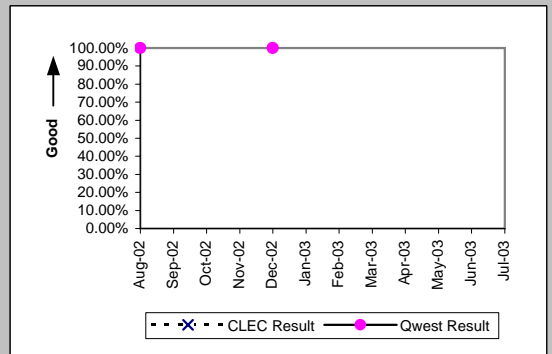


MR-9C - Repair Appointments Met (Percent) - No dispatches

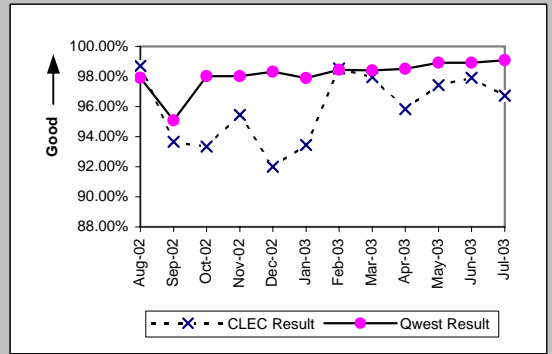
PBX (Parity)									
Date	CLEC Num	CLEC Dend	CLEC Resu	CLEC Std	Qwest Num	Qwest Dend	Qwest Resu	Mod Z Scr	Parity Scr
Aug-02					25	25	100.00%		
Sep-02	1	1	100.00%	0.00%	10	10	100.00%	N/A	N/A
Oct-02	2	2	100.00%	0.00%	7	7	100.00%	N/A	N/A
Nov-02	0	1	0.00%	0.00%	6	6	100.00%	N/A	-0.04
Dec-02					7	7	100.00%		
Jan-03					12	14	85.71%		
Feb-03					5	5	100.00%		
Mar-03					9	9	100.00%		
Apr-03	1	1	100.00%	0.00%	12	13	92.31%	-0.28	-1.17
May-03	1	1	100.00%	0.00%	16	16	100.00%	N/A	N/A
Jun-03	3	3	100.00%	0.00%	10	10	100.00%	N/A	N/A
Jul-03					12	12	100.00%		



Basic Rate ISDN (Parity)									
Date	CLEC Num	CLEC Dend	CLEC Resu	CLEC Std	Qwest Num	Qwest Dend	Qwest Resu	Mod Z Scr	Parity Scr
Aug-02					1	1	100.00%		
Sep-02									
Oct-02									
Nov-02									
Dec-02					1	1	100.00%		
Jan-03									
Feb-03									
Mar-03									
Apr-03									
May-03									
Jun-03									
Jul-03									

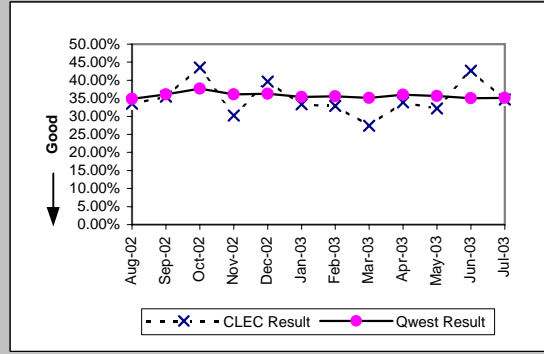


UNE - P (POTS) (Parity)									
Date	CLEC Num	CLEC Dend	CLEC Resu	CLEC Std	Qwest Num	Qwest Dend	Qwest Resu	Mod Z Scr	Parity Scr
Aug-02	76	77	98.70%	11.32%	5069	5177	97.91%	-0.48	-1.29
Sep-02	59	63	93.65%	24.38%	4504	4737	95.08%	0.56	-0.66
Oct-02	56	60	93.33%	24.94%	4636	4730	98.01%	2.08	0.26
Nov-02	63	66	95.45%	20.83%	4167	4251	98.02%	1.33	-0.19
Dec-02	46	50	92.00%	27.13%	3823	3888	98.33%	2.54	0.55
Jan-03	57	61	93.44%	24.75%	4058	4145	97.90%	1.98	0.2
Feb-03	67	68	98.53%	12.04%	3801	3861	98.45%	-0.06	-1.03
Mar-03	48	49	97.96%	14.14%	3819	3881	98.40%	0.32	-0.81
Apr-03	46	48	95.83%	19.98%	3565	3619	98.51%	1.3	-0.21
May-03	76	78	97.44%	15.81%	3402	3439	98.92%	1.12	-0.32
Jun-03	47	48	97.92%	14.28%	3389	3426	98.92%	0.65	-0.6
Jul-03	59	61	96.72%	17.81%	3819	3854	99.09%	1.54	-0.07

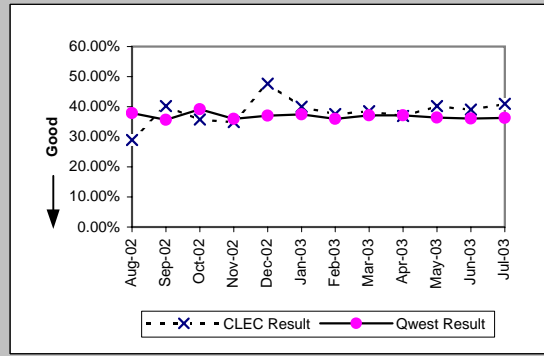


MR-10 - Customer-Related Trouble Reports (Percent)

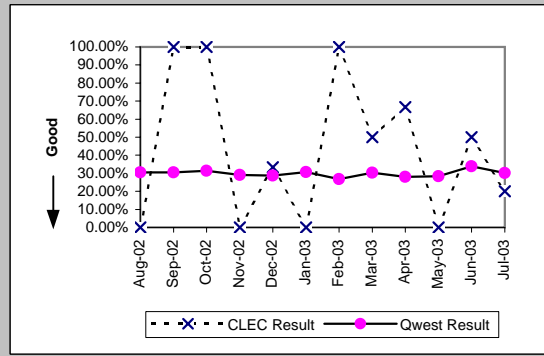
Residence (Diagnostic)									
Date	CLEC Num	CLEC Denc	CLEC Resu	CLEC Std E	Qwest Num	Qwest Denc	Qwest Resu	Mod Z Scr	Parity Scr
Aug-02	80	239	33.47%	47.19%	10383	29816	34.82%	-0.44	-1.27
Sep-02	73	206	35.44%	47.83%	9849	27277	36.11%	-0.2	-1.12
Oct-02	101	232	43.53%	49.58%	10859	28820	37.68%	1.82	0.11
Nov-02	64	212	30.19%	45.91%	10936	30295	36.10%	-1.79	-2.09
Dec-02	103	260	39.62%	48.91%	12139	33476	36.26%	1.12	-0.32
Jan-03	96	288	33.33%	47.14%	12389	34987	35.41%	-0.73	-1.45
Feb-03	105	319	32.92%	46.99%	9774	27528	35.51%	-0.96	-1.58
Mar-03	101	369	27.37%	44.59%	9782	27882	35.08%	-3.08	-2.87
Apr-03	135	399	33.83%	47.31%	9083	25212	36.03%	-0.9	-1.55
May-03	120	373	32.17%	46.71%	8864	24886	35.62%	-1.38	-1.84
Jun-03	157	368	42.66%	49.46%	9035	25828	34.98%	3.03	0.84
Jul-03	169	488	34.63%	47.58%	9571	27290	35.07%	-0.2	-1.12



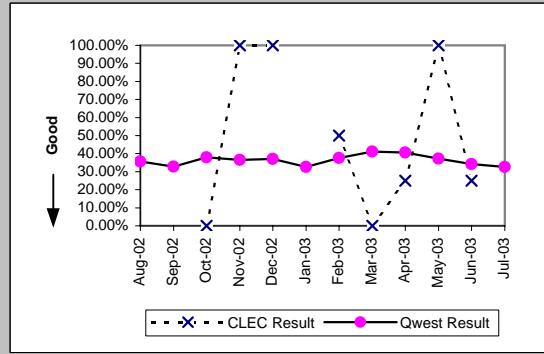
Business (Diagnostic)									
Date	CLEC Num	CLEC Denc	CLEC Resu	CLEC Std E	Qwest Num	Qwest Denc	Qwest Resu	Mod Z Scr	Parity Scr
Aug-02	53	183	28.96%	45.36%	1496	3945	37.92%	-2.44	-2.48
Sep-02	72	179	40.22%	49.03%	1388	3896	35.63%	1.25	-0.24
Oct-02	59	165	35.76%	47.93%	1606	4104	39.13%	-0.87	-1.53
Nov-02	73	209	34.93%	47.67%	1372	3810	36.01%	-0.32	-1.19
Dec-02	103	216	47.69%	49.95%	1384	3736	37.05%	3.1	0.88
Jan-03	90	225	40.00%	48.99%	1663	4443	37.43%	0.78	-0.53
Feb-03	68	181	37.57%	48.43%	1247	3472	35.92%	0.46	-0.72
Mar-03	87	226	38.50%	48.66%	1284	3461	37.10%	0.42	-0.74
Apr-03	58	157	36.94%	48.27%	1249	3361	37.16%	-0.06	-1.03
May-03	62	154	40.26%	49.04%	1149	3159	36.37%	0.98	-0.41
Jun-03	78	200	39.00%	48.78%	1217	3374	36.07%	0.84	-0.49
Jul-03	79	193	40.93%	49.17%	1241	3420	36.29%	1.3	-0.21



Centrex (Diagnostic)									
Date	CLEC Num	CLEC Denc	CLEC Resu	CLEC Std E	Qwest Num	Qwest Denc	Qwest Resu	Mod Z Scr	Parity Scr
Aug-02	0	1	0.00%	0.00%	112	368	30.43%	-0.66	-1.4
Sep-02	2	2	100.00%	0.00%	117	384	30.47%	1.71	0.04
Oct-02	4	4	100.00%	0.00%	123	391	31.46%	2.62	0.59
Nov-02	0	6	0.00%	0.00%	89	307	28.99%	-1.55	-1.94
Dec-02	1	3	33.33%	47.14%	87	302	28.81%	0.18	-0.89
Jan-03	0	2	0.00%	0.00%	112	366	30.60%	-0.94	-1.57
Feb-03	1	1	100.00%	0.00%	80	299	26.76%	1.11	-0.32
Mar-03	1	2	50.00%	50.00%	94	310	30.32%	0.5	-0.7
Apr-03	2	3	66.67%	47.14%	88	315	27.94%	1.26	-0.23
May-03	0	3	0.00%	0.00%	79	279	28.32%	-1.08	-1.66
Jun-03	2	4	50.00%	50.00%	120	355	33.80%	0.62	-0.62
Jul-03	1	5	20.00%	40.00%	97	321	30.22%	-0.49	-1.3

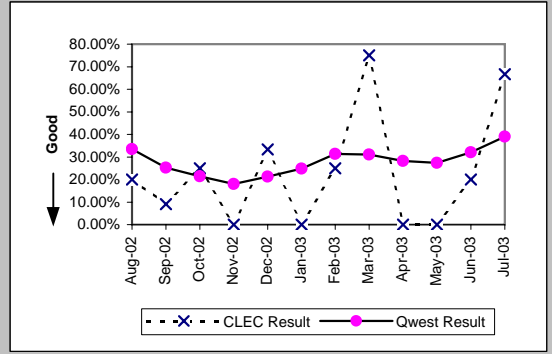


Centrex 21 (Diagnostic)									
Date	CLEC Num	CLEC Denc	CLEC Resu	CLEC Std E	Qwest Num	Qwest Denc	Qwest Resu	Mod Z Scr	Parity Scr
Aug-02					180	505	35.64%		
Sep-02					171	520	32.88%		
Oct-02	0	1	0.00%	0.00%	198	521	38.00%	-0.78	-1.48
Nov-02	1	1	100.00%	0.00%	166	454	36.56%	0.91	-0.45
Dec-02	3	3	100.00%	0.00%	151	408	37.01%	1.99	0.21
Jan-03					153	468	32.69%		
Feb-03	1	2	50.00%	50.00%	163	433	37.64%	0.3	-0.82
Mar-03	0	2	0.00%	0.00%	170	414	41.06%	-1.18	-1.72
Apr-03	1	4	25.00%	43.30%	168	413	40.68%	-0.64	-1.39
May-03	1	1	100.00%	0.00%	151	405	37.28%	0.89	-0.46
Jun-03	1	4	25.00%	43.30%	151	442	34.16%	-0.38	-1.23
Jul-03					135	414	32.61%		

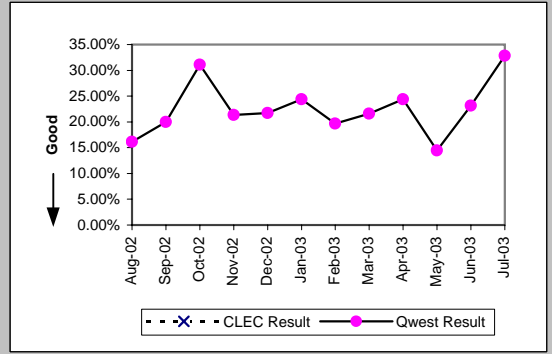


MR-10 - Customer-Related Trouble Reports (Percent)

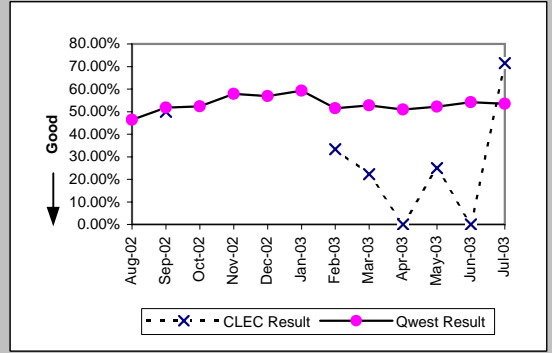
PBX (Diagnostic)									
Date	CLEC Num	CLEC Denc	CLEC Resu	CLEC Std E	Qwest Num	Qwest Denc	Qwest Resu	Mod Z Scr	Parity Scr
Aug-02	1	5	20.00%	40.00%	82	245	33.47%	-0.63	-1.38
Sep-02	1	11	9.09%	28.75%	50	198	25.25%	-1.2	-1.73
Oct-02	1	4	25.00%	43.30%	27	126	21.43%	0.18	-0.89
Nov-02	0	6	0.00%	0.00%	27	150	18.00%	-1.13	-1.68
Dec-02	1	3	33.33%	47.14%	35	165	21.21%	0.46	-0.72
Jan-03	0	1	0.00%	0.00%	36	145	24.83%	-0.57	-1.35
Feb-03	1	4	25.00%	43.30%	48	153	31.37%	-0.27	-1.16
Mar-03	6	8	75.00%	43.30%	62	200	31.00%	2.43	0.48
Apr-03	0	2	0.00%	0.00%	35	124	28.23%	-0.88	-1.53
May-03	0	2	0.00%	0.00%	45	164	27.44%	-0.86	-1.53
Jun-03	2	10	20.00%	40.00%	44	137	32.12%	-0.79	-1.48
Jul-03	4	6	66.67%	47.14%	53	136	38.97%	1.28	-0.22



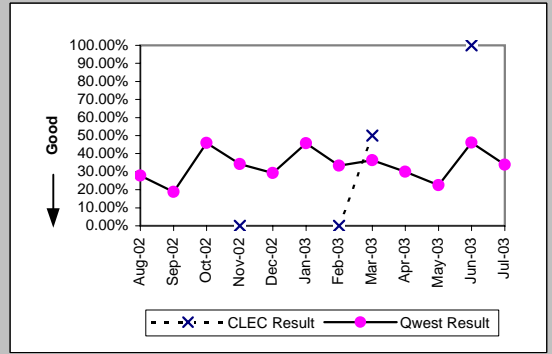
Basic Rate ISDN (Diagnostic)									
Date	CLEC Num	CLEC Denc	CLEC Resu	CLEC Std E	Qwest Num	Qwest Denc	Qwest Resu	Mod Z Scr	Parity Scr
Aug-02					43	267	16.10%		
Sep-02					45	225	20.00%		
Oct-02					56	180	31.11%		
Nov-02					45	211	21.33%		
Dec-02					56	258	21.71%		
Jan-03					57	234	24.36%		
Feb-03					49	249	19.68%		
Mar-03					60	278	21.58%		
Apr-03					51	209	24.40%		
May-03					24	166	14.46%		
Jun-03					44	190	23.16%		
Jul-03					65	198	32.83%		



Qwest DSL (Diagnostic)									
Date	CLEC Num	CLEC Denc	CLEC Resu	CLEC Std E	Qwest Num	Qwest Denc	Qwest Resu	Mod Z Scr	Parity Scr
Aug-02					693	1496	46.32%		
Sep-02	2	4	50.00%	50.00%	586	1133	51.72%	-0.07	-1.04
Oct-02					426	813	52.40%		
Nov-02					588	1016	57.87%		
Dec-02					565	993	56.90%		
Jan-03					699	1179	59.29%		
Feb-03	1	3	33.33%	47.14%	2167	4208	51.50%	-0.63	-1.38
Mar-03	2	9	22.22%	41.57%	2265	4294	52.75%	-1.83	-2.11
Apr-03	0	8	0.00%	0.00%	2366	4644	50.95%	-2.88	-2.75
May-03	1	4	25.00%	43.30%	2330	4469	52.14%	-1.09	-1.66
Jun-03	0	5	0.00%	0.00%	2125	3924	54.15%	-2.43	-2.48
Jul-03	5	7	71.43%	45.18%	2338	4375	53.44%	0.89	-0.46

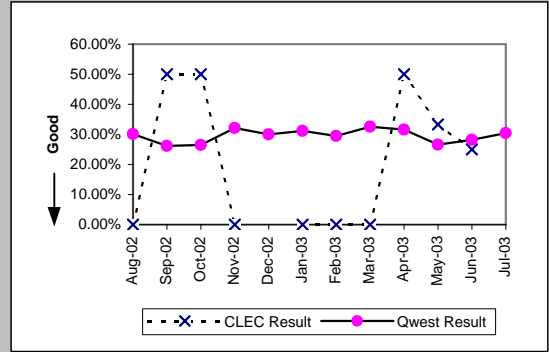


ISDN Primary (Diagnostic)									
Date	CLEC Num	CLEC Denc	CLEC Resu	CLEC Std E	Qwest Num	Qwest Denc	Qwest Resu	Mod Z Scr	Parity Scr
Aug-02					10	36	27.78%		
Sep-02					10	53	18.87%		
Oct-02					17	37	45.95%		
Nov-02	0	1	0.00%	0.00%	14	41	34.15%	-0.71	-1.43
Dec-02					14	48	29.17%		
Jan-03					22	48	45.83%		
Feb-03	0	2	0.00%	0.00%	15	45	33.33%	-0.98	-1.59
Mar-03	2	4	50.00%	50.00%	16	44	36.36%	0.47	-0.71
Apr-03					9	30	30.00%		
May-03					11	49	22.45%		
Jun-03	1	1	100.00%	0.00%	24	52	46.15%	0.72	-0.56
Jul-03					22	65	33.85%		

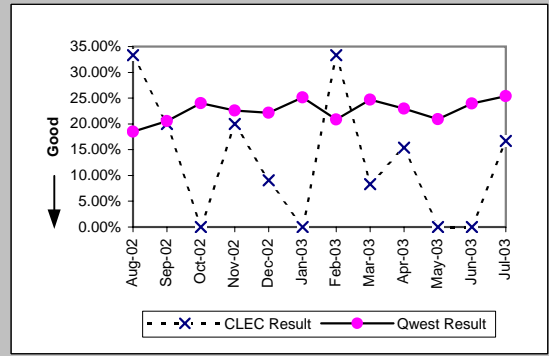


MR-10 - Customer-Related Trouble Reports (Percent)

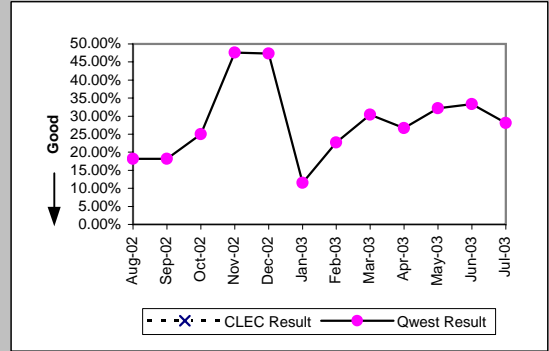
DS0 (Diagnostic)									
Date	CLEC Num	CLEC Denc	CLEC Resu	CLEC Std E	Qwest Num	Qwest Denc	Qwest Resu	Mod Z Scr	Parity Scr
Aug-02	0	1	0.00%	0.00%	320	1063	30.10%	-0.66	-1.4
Sep-02	1	2	50.00%	50.00%	277	1057	26.21%	0.63	-0.62
Oct-02	1	2	50.00%	50.00%	186	703	26.46%	0.62	-0.62
Nov-02	0	1	0.00%	0.00%	283	882	32.09%	-0.69	-1.42
Dec-02					287	958	29.96%		
Jan-03	0	2	0.00%	0.00%	258	828	31.16%	-0.95	-1.58
Feb-03	0	2	0.00%	0.00%	248	841	29.49%	-0.91	-1.56
Mar-03	0	4	0.00%	0.00%	265	815	32.52%	-1.38	-1.84
Apr-03	1	2	50.00%	50.00%	242	767	31.55%	0.47	-0.71
May-03	1	3	33.33%	47.14%	177	665	26.62%	0.26	-0.84
Jun-03	1	4	25.00%	43.30%	229	812	28.20%	-0.14	-1.09
Jul-03					233	766	30.42%		



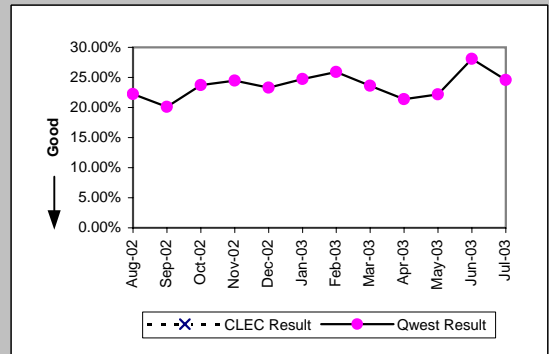
DS1 (Diagnostic)									
Date	CLEC Num	CLEC Denc	CLEC Resu	CLEC Std E	Qwest Num	Qwest Denc	Qwest Resu	Mod Z Scr	Parity Scr
Aug-02	3	9	33.33%	47.14%	174	940	18.51%	1.06	-0.35
Sep-02	1	5	20.00%	40.00%	200	973	20.56%	-0.03	-1.02
Oct-02	0	6	0.00%	0.00%	171	712	24.02%	-1.37	-1.83
Nov-02	1	5	20.00%	40.00%	206	911	22.61%	-0.14	-1.08
Dec-02	1	11	9.09%	28.75%	206	931	22.13%	-1.04	-1.63
Jan-03	0	3	0.00%	0.00%	217	863	25.14%	-1	-1.61
Feb-03	1	3	33.33%	47.14%	161	772	20.85%	0.49	-0.7
Mar-03	1	12	8.33%	27.64%	196	794	24.69%	-1.3	-1.79
Apr-03	2	13	15.38%	36.08%	183	798	22.93%	-0.64	-1.39
May-03	0	3	0.00%	0.00%	142	680	20.88%	-0.89	-1.54
Jun-03	0	8	0.00%	0.00%	210	877	23.95%	-1.58	-1.96
Jul-03	2	12	16.67%	37.27%	215	847	25.38%	-0.69	-1.42



DS3 (Diagnostic)									
Date	CLEC Num	CLEC Denc	CLEC Resu	CLEC Std E	Qwest Num	Qwest Denc	Qwest Resu	Mod Z Scr	Parity Scr
Aug-02					6	33	18.18%		
Sep-02					4	22	18.18%		
Oct-02					8	32	25.00%		
Nov-02					10	21	47.62%		
Dec-02					9	19	47.37%		
Jan-03					3	26	11.54%		
Feb-03					5	22	22.73%		
Mar-03					7	23	30.43%		
Apr-03					12	45	26.67%		
May-03					9	28	32.14%		
Jun-03					7	21	33.33%		
Jul-03					9	32	28.13%		



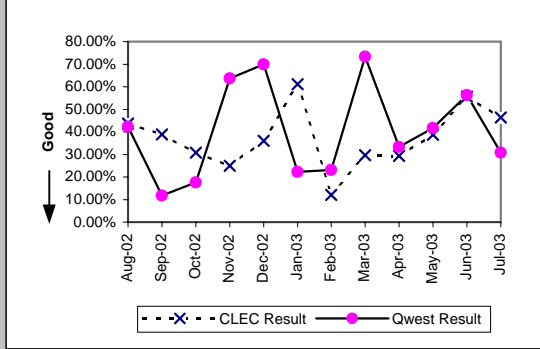
Frame Relay (Diagnostic)									
Date	CLEC Num	CLEC Denc	CLEC Resu	CLEC Std E	Qwest Num	Qwest Denc	Qwest Resu	Mod Z Scr	Parity Scr
Aug-02					58	261	22.22%		
Sep-02					44	219	20.09%		
Oct-02					41	173	23.70%		
Nov-02					46	188	24.47%		
Dec-02					48	206	23.30%		
Jan-03					51	206	24.76%		
Feb-03					35	135	25.93%		
Mar-03					34	144	23.61%		
Apr-03					34	159	21.38%		
May-03					39	176	22.16%		
Jun-03					55	196	28.06%		
Jul-03					42	171	24.56%		



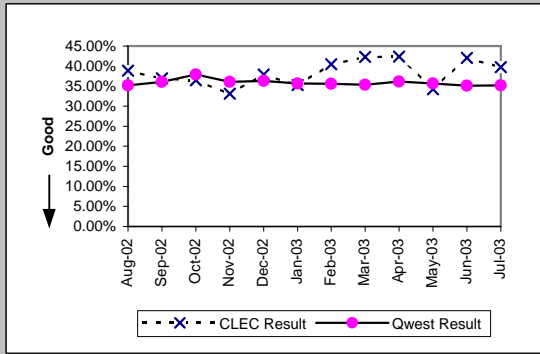


MR-10 - Customer-Related Trouble Reports (Percent)

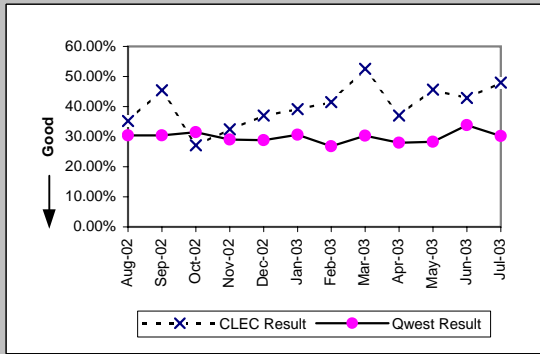
LIS Trunk (Diagnostic)									
Date	CLEC Num	CLEC Denc	CLEC Resu	CLEC Std	Qwest Num	Qwest Denc	Qwest Resu	Mod Z Scr	Parity Scr
Aug-02	7	16	43.75%	49.61%	11	26	42.31%	0.06	-0.97
Sep-02	7	18	38.89%	48.75%	2	17	11.76%	1.79	0.09
Oct-02	4	13	30.77%	46.15%	3	17	17.65%	0.78	-0.53
Nov-02	3	12	25.00%	43.30%	7	11	63.64%	-1.92	-2.17
Dec-02	9	25	36.00%	48.00%	7	10	70.00%	-1.98	-2.21
Jan-03	11	18	61.11%	48.75%	4	18	22.22%	2.22	0.35
Feb-03	6	50	12.00%	32.50%	3	13	23.08%	-0.84	-1.51
Mar-03	8	27	29.63%	45.66%	22	30	73.33%	-3.73	-3.26
Apr-03	5	17	29.41%	45.56%	4	12	33.33%	-0.22	-1.13
May-03	12	31	38.71%	48.71%	10	24	41.67%	-0.22	-1.13
Jun-03	10	18	55.56%	49.69%	9	16	56.25%	-0.04	-1.02
Jul-03	13	28	46.43%	49.87%	4	13	30.77%	0.89	-0.46



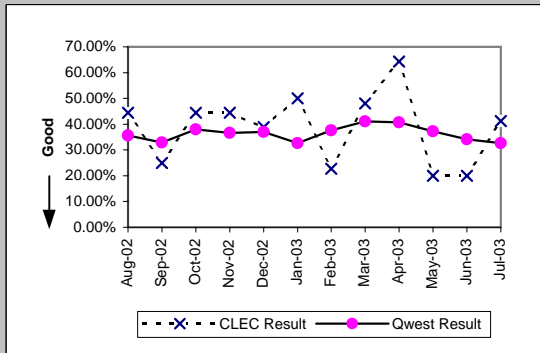
UNE - P (POTS) (Diagnostic)									
Date	CLEC Num	CLEC Denc	CLEC Resu	CLEC Std	Qwest Num	Qwest Denc	Qwest Resu	Mod Z Scr	Parity Scr
Aug-02	115	296	38.85%	48.74%	11879	33761	35.19%	1.31	-0.2
Sep-02	89	241	36.93%	48.26%	11237	31173	36.05%	0.29	-0.82
Oct-02	100	274	36.50%	48.14%	12465	32924	37.86%	-0.46	-1.28
Nov-02	95	287	33.10%	47.06%	12308	34105	36.09%	-1.05	-1.64
Dec-02	88	232	37.93%	48.52%	13523	37212	36.34%	0.51	-0.69
Jan-03	105	298	35.23%	47.77%	14052	39430	35.64%	-0.14	-1.09
Feb-03	135	334	40.42%	49.07%	11021	31000	35.55%	1.84	0.12
Mar-03	143	338	42.31%	49.40%	11066	31343	35.31%	2.65	0.61
Apr-03	153	361	42.38%	49.42%	10332	28573	36.16%	2.42	0.47
May-03	126	368	34.24%	47.45%	10013	28045	35.70%	-0.58	-1.35
Jun-03	132	314	42.04%	49.36%	10252	29202	35.11%	2.53	0.54
Jul-03	131	330	39.70%	48.93%	10812	30710	35.21%	1.69	0.03



UNE P (Centrex) (Diagnostic)									
Date	CLEC Num	CLEC Denc	CLEC Resu	CLEC Std	Qwest Num	Qwest Denc	Qwest Resu	Mod Z Scr	Parity Scr
Aug-02	19	54	35.19%	47.75%	112	368	30.43%	0.7	-0.57
Sep-02	25	55	45.45%	49.79%	117	384	30.47%	2.17	0.32
Oct-02	13	48	27.08%	44.44%	123	391	31.46%	-0.62	-1.37
Nov-02	12	37	32.43%	46.81%	89	307	28.99%	0.44	-0.73
Dec-02	20	54	37.04%	48.29%	87	302	28.81%	1.2	-0.27
Jan-03	27	69	39.13%	48.80%	112	366	30.60%	1.38	-0.16
Feb-03	22	53	41.51%	49.27%	80	299	26.76%	2.12	0.29
Mar-03	31	59	52.54%	49.94%	94	310	30.32%	3.22	0.96
Apr-03	20	54	37.04%	48.29%	88	315	27.94%	1.34	-0.19
May-03	26	57	45.61%	49.81%	79	279	28.32%	2.5	0.52
Jun-03	18	42	42.86%	49.49%	120	355	33.80%	1.15	-0.3
Jul-03	24	50	48.00%	49.96%	97	321	30.22%	2.43	0.48

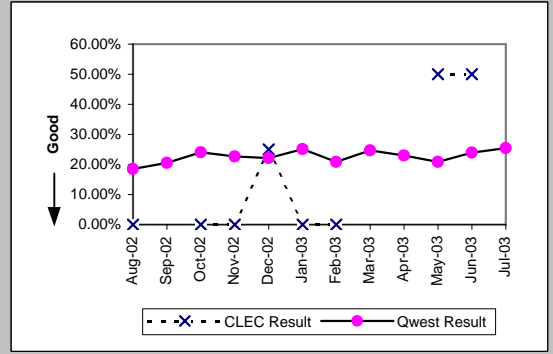


UNE P (Centrex 21) (Diagnostic)									
Date	CLEC Num	CLEC Denc	CLEC Resu	CLEC Std	Qwest Num	Qwest Denc	Qwest Resu	Mod Z Scr	Parity Scr
Aug-02	4	9	44.44%	49.69%	180	505	35.64%	0.53	-0.67
Sep-02	4	16	25.00%	43.30%	171	520	32.88%	-0.66	-1.4
Oct-02	8	18	44.44%	49.69%	198	521	38.00%	0.55	-0.67
Nov-02	12	27	44.44%	49.69%	166	454	36.56%	0.82	-0.5
Dec-02	7	18	38.89%	48.75%	151	408	37.01%	0.17	-0.9
Jan-03	11	22	50.00%	50.00%	153	468	32.69%	1.63	-0.01
Feb-03	5	22	22.73%	41.91%	163	433	37.64%	-1.41	-1.86
Mar-03	12	25	48.00%	49.96%	170	414	41.06%	0.68	-0.59
Apr-03	9	14	64.29%	47.92%	168	413	40.68%	1.72	0.05
May-03	3	15	20.00%	40.00%	151	405	37.28%	-1.36	-1.83
Jun-03	2	10	20.00%	40.00%	151	442	34.16%	-0.93	-1.57
Jul-03	7	17	41.18%	49.22%	135	414	32.61%	0.73	-0.56

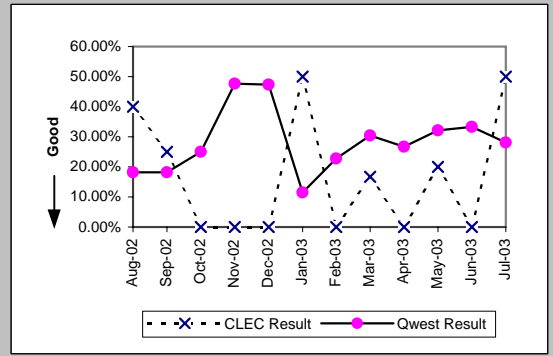


MR-10 - Customer-Related Trouble Reports (Percent)

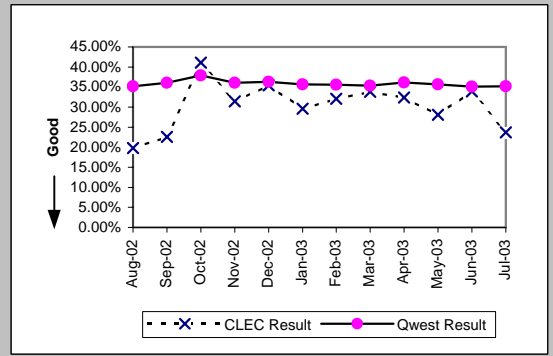
UDIT DS1 (Diagnostic)									
Date	CLEC Num	CLEC Denc	CLEC Resu	CLEC Std I	Qwest Num	Qwest Denc	Qwest Resu	Mod Z Scr	Parity Scr
Aug-02	0	6	0.00%	0.00%	174	940	18.51%	-1.16	-1.71
Sep-02					200	973	20.56%		
Oct-02	0	1	0.00%	0.00%	171	712	24.02%	-0.56	-1.34
Nov-02	0	2	0.00%	0.00%	206	911	22.61%	-0.76	-1.46
Dec-02	1	4	25.00%	43.30%	206	931	22.13%	0.18	-0.89
Jan-03	0	1	0.00%	0.00%	217	863	25.14%	-0.58	-1.35
Feb-03	0	2	0.00%	0.00%	161	772	20.85%	-0.73	-1.44
Mar-03					196	794	24.69%		
Apr-03					183	798	22.93%		
May-03	2	4	50.00%	50.00%	142	680	20.88%	1.22	-0.26
Jun-03	1	2	50.00%	50.00%	210	877	23.95%	0.7	-0.57
Jul-03					215	847	25.38%		



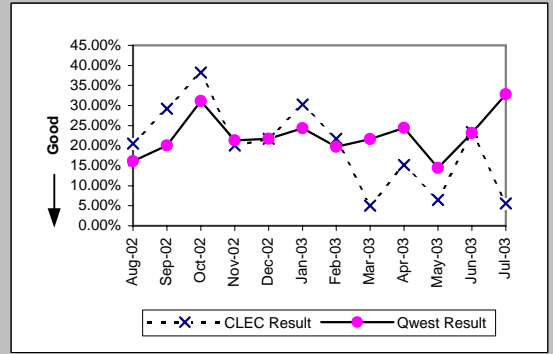
UDIT Above DS1 Level (Diagnostic)									
Date	CLEC Num	CLEC Denc	CLEC Resu	CLEC Std I	Qwest Num	Qwest Denc	Qwest Resu	Mod Z Scr	Parity Scr
Aug-02	2	5	40.00%	48.99%	6	33	18.18%	0.99	-0.4
Sep-02	1	4	25.00%	43.30%	4	22	18.18%	0.24	-0.85
Oct-02	0	3	0.00%	0.00%	8	32	25.00%	-0.96	-1.58
Nov-02	0	3	0.00%	0.00%	10	21	47.62%	-1.54	-1.94
Dec-02	0	2	0.00%	0.00%	9	19	47.37%	-1.28	-1.78
Jan-03	1	2	50.00%	50.00%	3	26	11.54%	1.09	-0.34
Feb-03	0	2	0.00%	0.00%	5	22	22.73%	-0.73	-1.45
Mar-03	1	6	16.67%	37.27%	7	23	30.43%	-0.65	-1.4
Apr-03	0	1	0.00%	0.00%	12	45	26.67%	-0.6	-1.36
May-03	1	5	20.00%	40.00%	9	28	32.14%	-0.54	-1.33
Jun-03	0	2	0.00%	0.00%	7	21	33.33%	-0.96	-1.58
Jul-03	1	2	50.00%	50.00%	9	32	28.13%	0.51	-0.69



Unbundled Loop Analog (Diagnostic)									
Date	CLEC Num	CLEC Denc	CLEC Resu	CLEC Std I	Qwest Num	Qwest Denc	Qwest Resu	Mod Z Scr	Parity Scr
Aug-02	64	323	19.81%	39.86%	11879	33761	35.19%	-5.76	-4.5
Sep-02	66	292	22.60%	41.83%	11237	31173	36.05%	-4.76	-3.9
Oct-02	115	280	41.07%	49.20%	12465	32924	37.86%	1.1	-0.33
Nov-02	122	388	31.44%	46.43%	12308	34105	36.09%	-1.89	-2.15
Dec-02	108	305	35.41%	47.82%	13523	37212	36.34%	-0.34	-1.2
Jan-03	115	388	29.64%	45.67%	14052	39430	35.64%	-2.46	-2.49
Feb-03	111	346	32.08%	46.68%	11021	31000	35.55%	-1.34	-1.82
Mar-03	114	337	33.83%	47.31%	11066	31343	35.31%	-0.56	-1.34
Apr-03	81	250	32.40%	46.80%	10332	28573	36.16%	-1.23	-1.75
May-03	86	306	28.10%	44.95%	10013	28045	35.70%	-2.76	-2.68
Jun-03	116	342	33.92%	47.34%	10252	29202	35.11%	-0.46	-1.28
Jul-03	79	333	23.72%	42.54%	10812	30710	35.21%	-4.36	-3.65



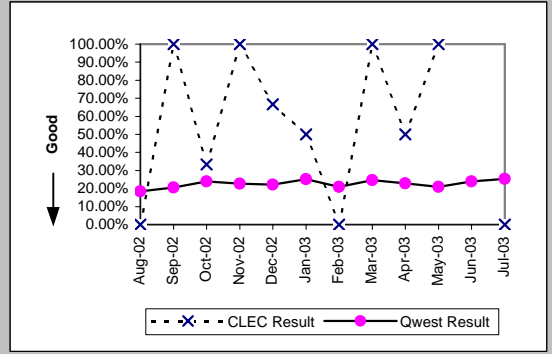
Unbundled Loop - 2 Wire Non-Loaded (Diagnostic)									
Date	CLEC Num	CLEC Denc	CLEC Resu	CLEC Std I	Qwest Num	Qwest Denc	Qwest Resu	Mod Z Scr	Parity Scr
Aug-02	8	39	20.51%	40.38%	43	267	16.10%	0.69	-0.58
Sep-02	7	24	29.17%	45.45%	45	225	20.00%	1.03	-0.38
Oct-02	13	34	38.24%	48.60%	56	180	31.11%	0.81	-0.51
Nov-02	8	40	20.00%	40.00%	45	211	21.33%	-0.19	-1.11
Dec-02	5	23	21.74%	41.25%	56	258	21.71%	0.03	-0.98
Jan-03	13	43	30.23%	45.93%	57	234	24.36%	0.81	-0.51
Feb-03	5	23	21.74%	41.25%	49	249	19.68%	0.26	-0.84
Mar-03	1	20	5.00%	21.79%	60	278	21.58%	-1.74	-2.06
Apr-03	5	33	15.15%	35.86%	51	209	24.40%	-1.15	-1.7
May-03	2	31	6.45%	24.57%	24	166	14.46%	-1.16	-1.71
Jun-03	11	47	23.40%	42.34%	44	190	23.16%	0.05	-0.97
Jul-03	2	36	5.56%	22.91%	65	198	32.83%	-3.21	-2.95



MR-10 - Customer-Related Trouble Reports (Percent)

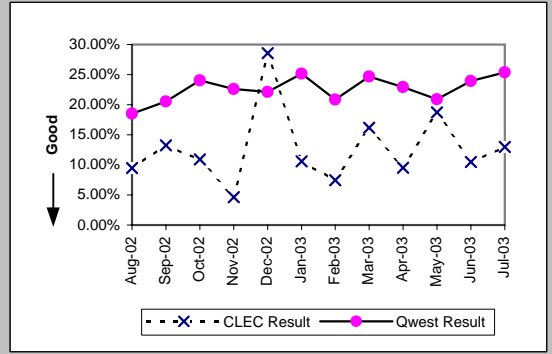
Unbundled Loop - 4 Wire Non-Loaded (Diagnostic)

Date	CLEC Num	CLEC Denc	CLEC Resu	CLEC Std E	Qwest Num	Qwest Denc	Qwest Resu	Mod Z Scr	Parity Scr
Aug-02	0	2	0.00%	0.00%	174	940	18.51%	-0.67	-1.41
Sep-02	1	1	100.00%	0.00%	200	973	20.56%	1.27	-0.23
Oct-02	1	3	33.33%	47.14%	171	712	24.02%	0.36	-0.78
Nov-02	1	1	100.00%	0.00%	206	911	22.61%	1.21	-0.26
Dec-02	2	3	66.67%	47.14%	206	931	22.13%	1.5	-0.09
Jan-03	1	2	50.00%	50.00%	217	863	25.14%	0.66	-0.6
Feb-03	0	2	0.00%	0.00%	161	772	20.85%	-0.73	-1.44
Mar-03	3	3	100.00%	0.00%	196	794	24.69%	2.46	0.5
Apr-03	1	2	50.00%	50.00%	183	798	22.93%	0.74	-0.55
May-03	1	1	100.00%	0.00%	142	680	20.88%	1.26	-0.23
Jun-03	0	1	0.00%	0.00%	210	877	23.95%		
Jul-03	0	1	0.00%	0.00%	215	847	25.38%	-0.58	-1.35



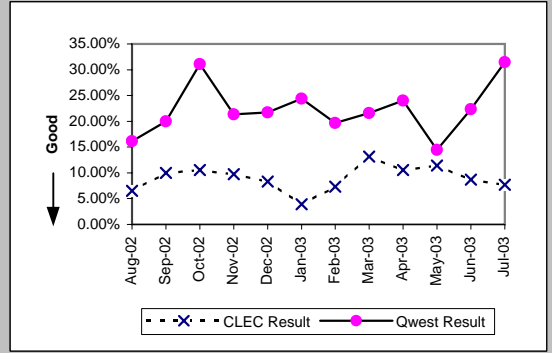
Unbundled Loop - DS1 Capable (Diagnostic)

Date	CLEC Num	CLEC Denc	CLEC Resu	CLEC Std E	Qwest Num	Qwest Denc	Qwest Resu	Mod Z Scr	Parity Scr
Aug-02	7	74	9.46%	29.27%	174	940	18.51%	-1.93	-2.17
Sep-02	9	68	13.24%	33.89%	200	973	20.56%	-1.44	-1.88
Oct-02	6	55	10.91%	31.18%	171	712	24.02%	-2.19	-2.33
Nov-02	3	65	4.62%	20.98%	206	911	22.61%	-3.35	-3.04
Dec-02	26	91	28.57%	45.18%	206	931	22.13%	1.38	-0.16
Jan-03	7	66	10.61%	30.79%	217	863	25.14%	-2.62	-2.6
Feb-03	5	67	7.46%	26.28%	161	772	20.85%	-2.59	-2.57
Mar-03	11	68	16.18%	36.82%	196	794	24.69%	-1.56	-1.95
Apr-03	8	84	9.52%	29.35%	183	798	22.93%	-2.78	-2.69
May-03	15	80	18.75%	39.03%	142	680	20.88%	-0.44	-1.27
Jun-03	11	105	10.48%	30.62%	210	877	23.95%	-3.06	-2.86
Jul-03	13	100	13.00%	33.63%	215	847	25.38%	-2.69	-2.64



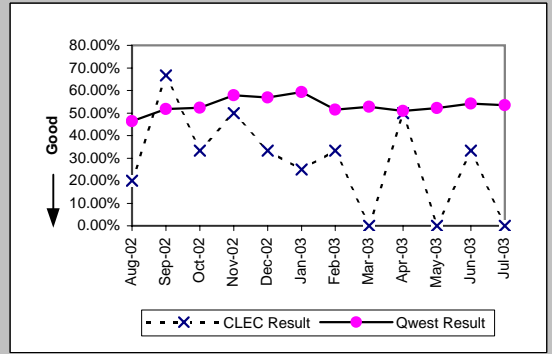
Unbundled Loop ISDN Capable (Diagnostic)

Date	CLEC Num	CLEC Denc	CLEC Resu	CLEC Std E	Qwest Num	Qwest Denc	Qwest Resu	Mod Z Scr	Parity Scr
Aug-02	3	46	6.52%	24.69%	43	267	16.10%	-1.63	-1.99
Sep-02	3	30	10.00%	30.00%	45	225	20.00%	-1.29	-1.78
Oct-02	4	38	10.53%	30.69%	56	180	31.11%	-2.49	-2.51
Nov-02	4	41	9.76%	29.67%	45	211	21.33%	-1.66	-2.01
Dec-02	4	48	8.33%	27.64%	56	258	21.71%	-2.06	-2.25
Jan-03	2	51	3.92%	19.41%	57	234	24.36%	-3.08	-2.87
Feb-03	3	41	7.32%	26.04%	49	249	19.68%	-1.84	-2.12
Mar-03	5	38	13.16%	33.80%	60	278	21.58%	-1.18	-1.72
Apr-03	4	38	10.53%	30.69%	50	208	24.04%	-1.79	-2.09
May-03	4	35	11.43%	31.82%	24	166	14.46%	-0.46	-1.28
Jun-03	4	46	8.70%	28.18%	42	188	22.34%	-1.99	-2.21
Jul-03	2	26	7.69%	26.65%	61	194	31.44%	-2.45	-2.49



Unbundled Loop - ADSL Qualified (Diagnostic)

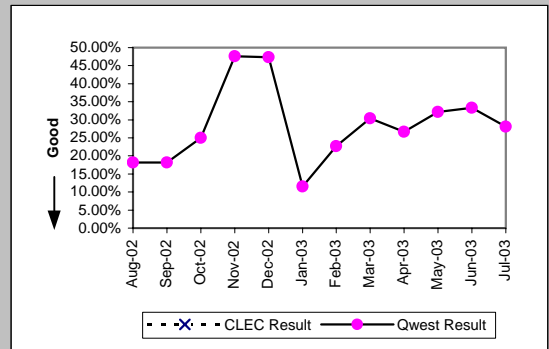
Date	CLEC Num	CLEC Denc	CLEC Resu	CLEC Std E	Qwest Num	Qwest Denc	Qwest Resu	Mod Z Scr	Parity Scr
Aug-02	1	5	20.00%	40.00%	693	1496	46.32%	-1.18	-1.72
Sep-02	2	3	66.67%	47.14%	586	1133	51.72%	0.43	-0.74
Oct-02	1	3	33.33%	47.14%	426	813	52.40%	-0.66	-1.4
Nov-02	2	4	50.00%	50.00%	588	1016	57.87%	-0.32	-1.19
Dec-02	1	3	33.33%	47.14%	565	993	56.90%	-0.82	-1.5
Jan-03	1	4	25.00%	43.30%	699	1179	59.29%	-1.39	-1.85
Feb-03	1	3	33.33%	47.14%	2167	4208	51.50%	-0.63	-1.38
Mar-03	0	1	0.00%	0.00%	2265	4294	52.75%	-1.06	-1.64
Apr-03	1	2	50.00%	50.00%	2366	4644	50.95%	-0.03	-1.02
May-03	0	6	0.00%	0.00%	2330	4469	52.14%	-2.55	-2.55
Jun-03	2	6	33.33%	47.14%	2125	3924	54.15%	-1.02	-1.62
Jul-03	0	5	0.00%	0.00%	2338	4375	53.44%	-2.39	-2.46



MR-10 - Customer-Related Trouble Reports (Percent)

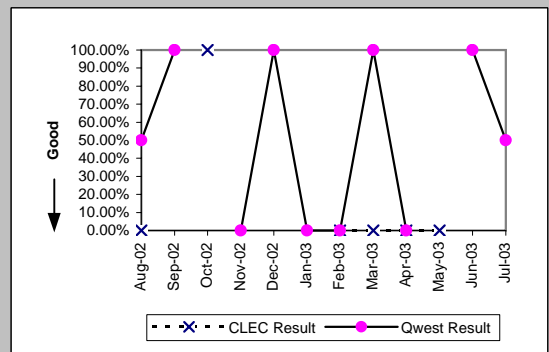
Unbundled Loop - DS3 Capable (Diagnostic)

Date	CLEC Num	CLEC Denc	CLEC Resu	CLEC Std	Qwest Num	Qwest Denc	Qwest Resu	Mod Z Scr	Parity Scr
Aug-02					6	33	18.18%		
Sep-02					4	22	18.18%		
Oct-02					8	32	25.00%		
Nov-02					10	21	47.62%		
Dec-02					9	19	47.37%		
Jan-03					3	26	11.54%		
Feb-03					5	22	22.73%		
Mar-03					7	23	30.43%		
Apr-03					12	45	26.67%		
May-03					9	28	32.14%		
Jun-03					7	21	33.33%		
Jul-03					9	32	28.13%		



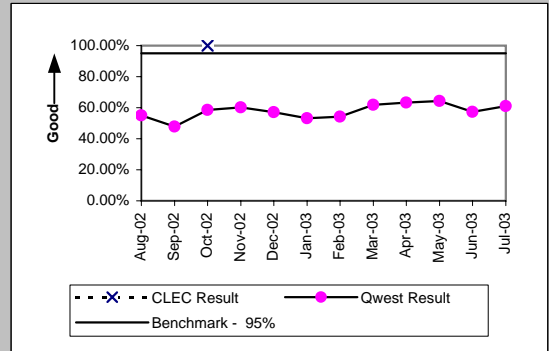
E911 (Diagnostic)

Date	CLEC Num	CLEC Denc	CLEC Resu	CLEC Std	Qwest Num	Qwest Denc	Qwest Resu	Mod Z Scr	Parity Scr
Aug-02	0	2	0.00%	0.00%	1	2	50.00%	-1	-1.61
Sep-02					1	1	100.00%		
Oct-02	1	1	100.00%	0.00%					
Nov-02					0	1	0.00%		
Dec-02					1	1	100.00%		
Jan-03					0	4	0.00%		
Feb-03	0	1	0.00%	0.00%	0	1	0.00%	N/A	N/A
Mar-03	0	1	0.00%	0.00%	1	1	100.00%	N/A	N/A
Apr-03	0	1	0.00%	0.00%	0	1	0.00%	N/A	N/A
May-03	0	1	0.00%	0.00%					
Jun-03					1	1	100.00%		
Jul-03					1	2	50.00%		

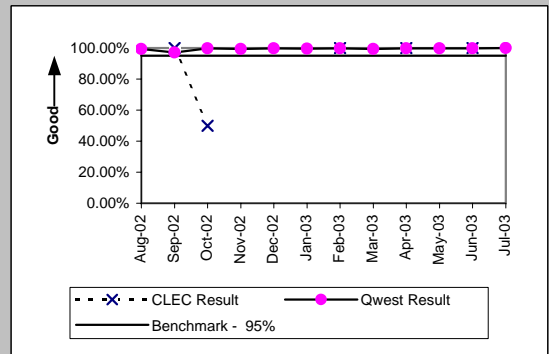


MR-11 - LNP Trouble Reports Cleared

LNP Trouble Reports Cleared within 4 Hours (Percent) (MR-11A ) (Benchmark)									
Date	CLEC Num	CLEC Denc	CLEC Resu	CLEC Std	Qwest Num	Qwest Denc	Qwest Resu	Mod Z Scr	Parity Scr
Aug-02					1371	2487	55.13%		
Sep-02					1165	2436	47.82%		
Oct-02	1	1	100.00%	0.00%	1312	2241	58.55%	-0.84	-1.51
Nov-02					1216	2022	60.14%		
Dec-02					1138	1989	57.21%		
Jan-03					1012	1905	53.12%		
Feb-03					966	1781	54.24%		
Mar-03					1147	1853	61.90%		
Apr-03					1020	1610	63.35%		
May-03					1044	1624	64.29%		
Jun-03					908	1582	57.40%		
Jul-03					1144	1872	61.11%		

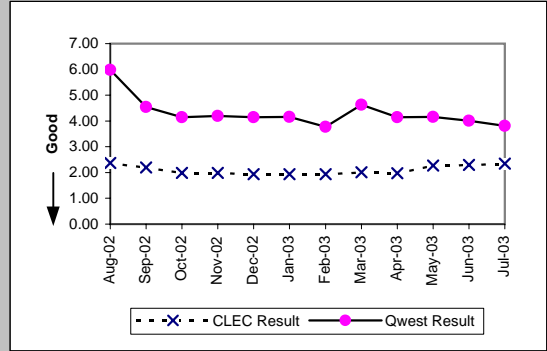


LNP Trouble Reports Cleared within 48 Hours - All Volumes (Percent) (MR-11B ) (Benchmark)									
Date	CLEC Num	CLEC Denc	CLEC Resu	CLEC Std	Qwest Num	Qwest Denc	Qwest Resu	Mod Z Scr	Parity Scr
Aug-02					5148	5177	99.44%		
Sep-02	1	1	100.00%	0.00%	4602	4737	97.15%	-0.17	-1.1
Oct-02	1	2	50.00%	50.00%	4720	4730	99.79%	2.86	0.74
Nov-02					4222	4250	99.34%		
Dec-02					3874	3886	99.69%		
Jan-03					4123	4141	99.57%		
Feb-03	1	1	100.00%		3849	3855	99.84%	0.04	-0.98
Mar-03					3855	3878	99.41%		
Apr-03	1	1	100.00%		3607	3615	99.78%	0.05	-0.97
May-03					3424	3431	99.80%		
Jun-03	1	1	100.00%	0.00%	3417	3423	99.82%	-0.04	-1.03
Jul-03					3845	3847	99.95%		



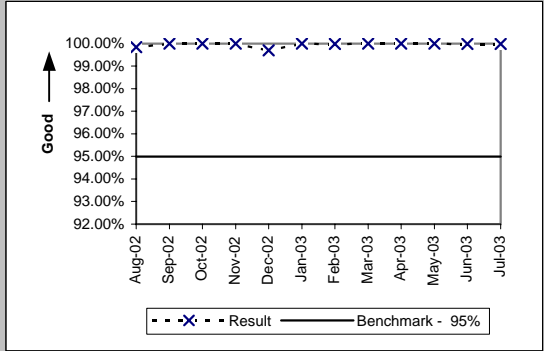
BI-1 - Time to Provide Recorded Usage Records

Time to Provide Usage Records (Average Days) UNEs and Resale Aggregate (BI-1A ) (Parity)									
Date	CLEC Num	CLEC Deno	CLEC Resu	CLEC Std	Qwest Num	Qwest Deno	Qwest Resu	Mod Z Scr	Parity Scr
Aug-02	31032921	13106273	2.37	1.48	75619451	12644728	5.98	-873.11	-531.81
Sep-02	26646052	12130119	2.20	2.22	50551172	11124884	4.54	-1006.07	-612.65
Oct-02	27468251	13882319	1.98	0.89	49109120	11837867	4.15	-1189.79	-724.34
Nov-02	23044733	11642207	1.98	0.83	42533177	10116997	4.20	-1143.17	-696
Dec-02	24133559	12533052	1.93	0.74	44897243	10813587	4.15	-1262.74	-768.69
Jan-03	25960827	13354379	1.94	0.74	47406061	11397150	4.16	-1309.67	-797.22
Feb-03	24612954	12727001	1.93	1.47	33162880	8804442	3.77	-1019.24	-620.65
Mar-03	29097751	14464239	2.01	0.72	46185375	9967254	4.63	-1319.17	-803
Apr-03	32846417	16705034	1.97	0.69	40874232	9883201	4.14	-1225.42	-746
May-03	42150591	18562845	2.27	0.85	39203183	9421453	4.16	-1075.6	-654.92
Jun-03	45619295	19840556	2.30	0.83	37687029	9405321	4.01	-1038.38	-632.29
Jul-03	51488237	21982332	2.34	0.92	37210323	9777749	3.81	-982.69	-598.43



BI-1 - Time to Provide Recorded Usage Records

Time to Provide Usage Records (Percent) Jointly-provided Switched Access (BI-1B ) (Benchmark)				
Date	Numerator	Denominator	Result	
Aug-02	1350930	1352962	99.85%	
Sep-02	1553799	1553799	100.00%	
Oct-02	1403046	1403050	100.00%	
Nov-02	1183154	1183173	100.00%	
Dec-02	1135335	1138756	99.70%	
Jan-03	1253794	1253860	99.99%	
Feb-03	1204102	1204234	99.99%	
Mar-03	1362843	1362939	99.99%	
Apr-03	1312404	1312488	99.99%	
May-03	1309233	1309233	100.00%	
Jun-03	1335347	1335442	99.99%	
Jul-03	1346446	1346579	99.99%	



BI-1 - Time to Provide Recorded Usage Reports

Time to Provide Usage Records [CAT11] (Average Days) UNEs and Resale Aggregate (BI-1C-1) (Diagnostic)									
Date	Numerator	Denominator	Result	CLEC Std	Qwest Num	Qwest Den	Qwest Res	Mod Z Scr	Parity Scr
Aug-02	21671633	9309277	2.33	1.48	75619451	12644728	5.98	-805.73	-490.85
Sep-02	18505017	8441927	2.19	2.03	50551172	11124884	4.54	-916.8	-558.37
Oct-02	18691727	9422913	1.98	0.93	49109120	11837867	4.15	-1075.67	-654.96
Nov-02	14778303	7413636	1.99	0.81	42533177	10116997	4.20	-1009.93	-615
Dec-02	14952753	7830144	1.91	0.63	44897243	10813587	4.15	-1124.91	-684.9
Jan-03	14989088	7772545	1.93	0.54	47406061	11397150	4.16	-1143.3	-696.07
Feb-03	13742301	7154761	1.92	1.83	33162880	8804442	3.77	-894.04	-544.54
Mar-03	15665762	7592930	2.06	0.64	46185375	9967254	4.63	-1105.23	-672.93
Apr-03	14605184	7417637	1.97	0.59	40874232	9883201	4.14	-1011.02	-615.66
May-03	20780602	7764831	2.68	0.75	39203183	9421453	4.16	-697.25	-424.9
Jun-03	21670895	7599129	2.85	0.53	37687029	9405321	4.01	-570.13	-347.61
Jul-03	23052850	8027112	2.87	0.58	37210323	9777749	3.81	-506.06	-308.67

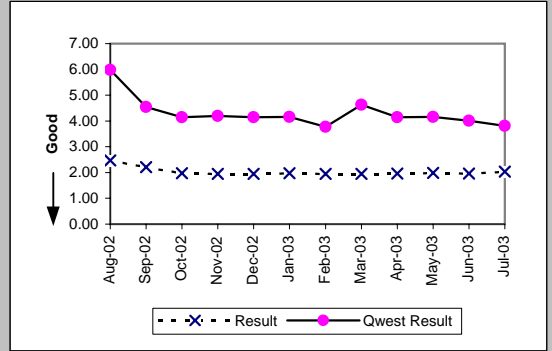


Per the PID, the Retail analog for BI-1C-1 is the same as BI-1A which contains only Category 10 records



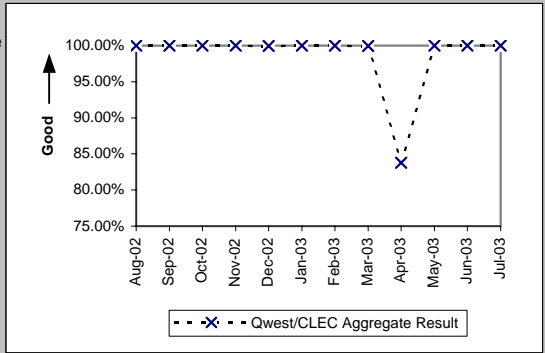
BI-1 - Time to Provide Recorded Usage Reports

Time to Provide Usage Records [CAT10] (Average Days) UNEs and Resale Aggregate (BI-1C-2) (Diagnostic)									
Date	Numerator	Denominator	Result	CLEC Std	Qwest Num	Qwest Den	Qwest Res	Mod Z Scr	Parity Scr
Aug-02	9361288	3796996	2.47	1.49	75619451	12644728	5.98	-572.23	-348.89
Sep-02	8141035	3688192	2.21	2.61	50551172	11124884	4.54	-691.94	-421.67
Oct-02	8776524	4459406	1.97	0.80	49109120	11837867	4.15	-851.27	-518.53
Nov-02	8266430	4228571	1.95	0.86	42533177	10116997	4.20	-857.85	-522.54
Dec-02	9180806	4702908	1.95	0.89	44897243	10813587	4.15	-937.5	-570.96
Jan-03	10971739	5581834	1.97	0.95	47406061	11397150	4.16	-1012.34	-616.46
Feb-03	10870653	5572240	1.95	0.81	33162880	8804442	3.77	-817.71	-498.13
Mar-03	13431989	6871309	1.95	0.79	46185375	9967254	4.63	-1118.97	-681.29
Apr-03	18241233	9287397	1.96	0.75	40874232	9883201	4.14	-1077.14	-655.85
May-03	21369989	10798014	1.98	0.78	39203183	9421453	4.16	-1113.99	-678.26
Jun-03	23948400	12241427	1.96	0.79	37687029	9405321	4.01	-1138.45	-693.13
Jul-03	28435387	13955220	2.04	0.95	37210323	9777749	3.81	-1094.32	-666.3



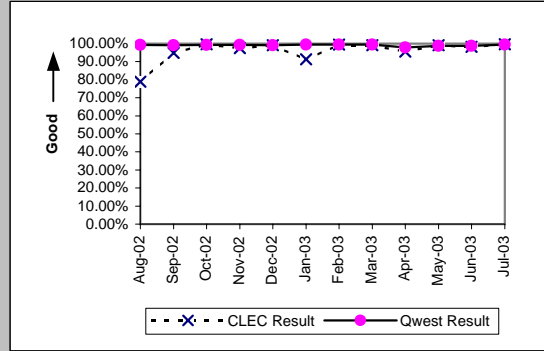
BI-2 - Invoices Delivered within 10 Days

Invoices Delivered within 10 Days (Percent) All (BI-2) (Parity)				
Date	Qwest/CLEC Aggregate	Qwest/CLEC Aggregate	Qwest/CLEC Aggregate	
Aug-02	8604	8604	100.00%	
Sep-02	8416	8416	100.00%	
Oct-02	8173	8173	100.00%	
Nov-02	8086	8086	100.00%	
Dec-02	8035	8037	99.98%	
Jan-03	8031	8032	99.99%	
Feb-03	7856	7856	100.00%	
Mar-03	7573	7575	99.97%	
Apr-03	2704	3227	83.79%	
May-03	408	408	100.00%	
Jun-03	509	509	100.00%	
Jul-03	589	589	100.00%	



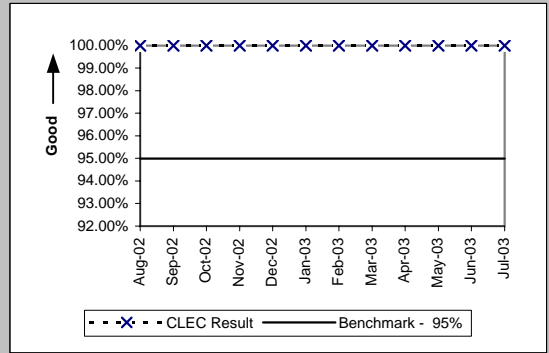
BI-3 - Billing Accuracy - Adjustments for Errors

Billing Accuracy - Adjustments for Errors (Percent) UNEs and Resale Aggregate (BI-3A) (Parity)									
Date	CLEC Num	CLEC Deno	CLEC Resu	CLEC Std	Qwest Num	Qwest Deno	Qwest Resu	Mod Z Scr	Parity Scr
Aug-02	2255025.7	2860967.4	78.82%	40.86%	78539685	79079455	99.32%	4136.61	2513.88
Sep-02	3626915	3826256.9	94.79%	22.22%	96330555	97115348	99.19%	943.3	572.48
Oct-02	3346572.2	3360052.6	99.60%	6.32%	94544301	95199527	99.31%	-62.55	-39.03
Nov-02	3222220.9	3302084.6	97.58%	15.36%	94040309	94633101	99.37%	405.75	245.68
Dec-02	3361867	3392145.2	99.11%	9.41%	91424737	92260999	99.09%	-2.64	-2.6
Jan-03	3528638.9	3865449.1	91.29%	28.20%	90755848	91305609	99.40%	2019.1	1226.52
Feb-03	3683478.2	3702097.6	99.50%	7.07%	95406832	95943431	99.44%	-14.26	-9.67
Mar-03	4005910.9	4041347.1	99.12%	9.32%	96264494	96752449	99.50%	103.57	61.97
Apr-03	3760676	3933819.3	95.60%	20.51%	91681079	93648444	97.90%	311.7	188.5
May-03	3139483.5	3165048.5	99.19%	8.95%	92086592	93172445	98.83%	-58.31	-36.45
Jun-03	4311472.7	4388233.7	98.25%	13.11%	89590133	90647523	98.83%	111.04	66.51
Jul-03	4082458.9	4096072.7	99.67%	5.76%	90883962	91322531	99.52%	-42.35	-26.75



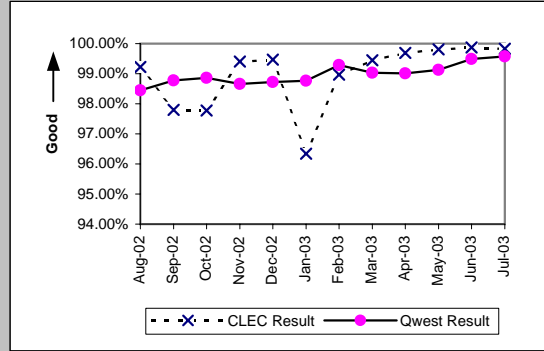
BI-3 - Billing Accuracy - Adjustments for Errors

Billing Accuracy - Adjustments for Errors (Percent) Reciprocal Compensation (BI-3B) (Benchmark)				
Date	Numerator	Denominator	CLEC Result	
Aug-02	57262.68	57262.68	100.00%	
Sep-02	58809.9	58809.9	100.00%	
Oct-02	57489.48	57489.48	100.00%	
Nov-02	59360.41	59360.41	100.00%	
Dec-02	56446.63	56446.63	100.00%	
Jan-03	61903.24	61903.24	100.00%	
Feb-03	65993.32	65993.32	100.00%	
Mar-03	61633.09	61633.09	100.00%	
Apr-03	59721.82	59721.82	100.00%	
May-03	58351.26	58351.26	100.00%	
Jun-03	59299.36	59299.37	100.00%	
Jul-03	50908.26	50908.26	100.00%	



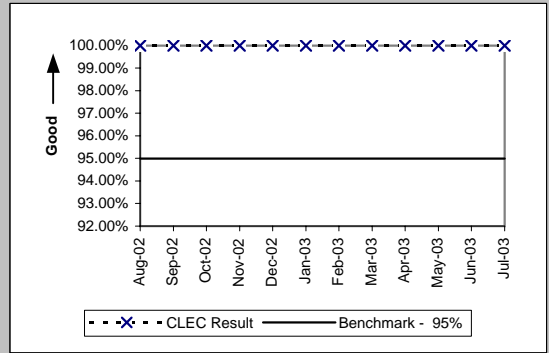
BI-4 - Billing Completeness

Billing Completeness (Percent) UNEs and Resale Aggregate (BI-4A) (Parity)									
Date	CLEC Num	CLEC Den	CLEC Resu	CLEC Std	Qwest Num	Qwest Den	Qwest Resu	Mod Z Scr	Parity Scr
Aug-02	13756	13863	99.23%	8.75%	386920	393043	98.44%	-7.34	-5.47
Sep-02	14276	14598	97.79%	14.69%	368648	373209	98.78%	10.61	5.45
Oct-02	12886	13179	97.78%	14.74%	365981	370195	98.86%	11.54	6.01
Nov-02	15981	16076	99.41%	7.66%	349924	354674	98.66%	-8.07	-5.91
Dec-02	11593	11655	99.47%	7.27%	311955	315977	98.73%	-7.01	-5.26
Jan-03	13518	14032	96.34%	18.79%	286864	290433	98.77%	25.56	14.54
Feb-03	15323	15483	98.97%	10.11%	404825	407746	99.28%	4.59	1.79
Mar-03	17770	17869	99.45%	7.42%	362432	365982	99.03%	-5.54	-4.37
Apr-03	24132	24207	99.69%	5.56%	361704	365325	99.01%	-10.36	-7.3
May-03	23083	23127	99.81%	4.36%	342429	345446	99.13%	-10.81	-7.57
Jun-03	24192	24223	99.87%	3.58%	359520	361382	99.48%	-8.15	-5.95
Jul-03	29702	29753	99.83%	4.14%	377160	378787	99.57%	-6.56	-4.99



BI-4 - Billing Completeness

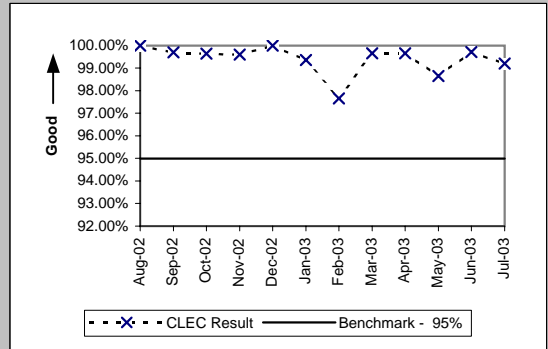
Billing Completeness (Percent) Reciprocal Compensation (BI-4B ) (Benchmark)				
Date	Numerator	Denominator	CLEC Result	
Aug-02	57262.68	57262.68	100.00%	
Sep-02	58809.9	58809.9	100.00%	
Oct-02	57489.48	57489.48	100.00%	
Nov-02	59360.41	59360.41	100.00%	
Dec-02	56446.63	56446.63	100.00%	
Jan-03	61903.24	61903.24	100.00%	
Feb-03	65993.32	65993.32	100.00%	
Mar-03	61633.09	61633.09	100.00%	
Apr-03	59721.82	59721.82	100.00%	
May-03	58351.26	58351.26	100.00%	
Jun-03	59299.37	59299.37	100.00%	
Jul-03	50908.26	50908.26	100.00%	



BI-5 - Billing Accuracy & Claims Processing

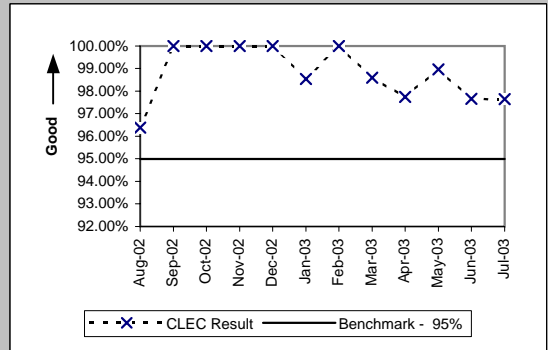
Billing Accuracy & Claims Processing - Acknowledgment (Percent) All (BI-5A ) (Benchmark)

Date	Numerator	Denominator	CLEC Result
Aug-02	233	233	100.00%
Sep-02	330	331	99.70%
Oct-02	278	279	99.64%
Nov-02	251	252	99.60%
Dec-02	238	238	100.00%
Jan-03	312	314	99.36%
Feb-03	209	214	97.66%
Mar-03	293	294	99.66%
Apr-03	296	297	99.66%
May-03	368	373	98.66%
Jun-03	352	353	99.72%
Jul-03	252	254	99.21%



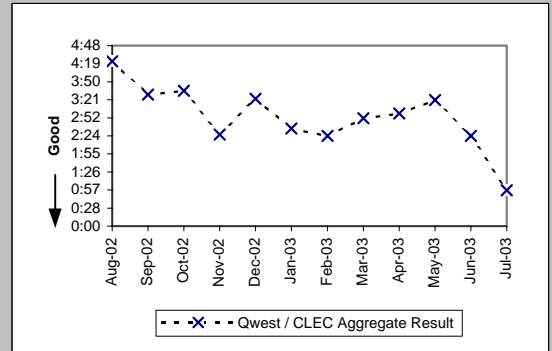
Billing Accuracy & Claims Processing - Resolution (Percent) All (BI-5B ) (Benchmark)

Date	Numerator	Denominator	CLEC Result
Aug-02	213	221	96.38%
Sep-02	164	164	100.00%
Oct-02	252	252	100.00%
Nov-02	155	155	100.00%
Dec-02	227	227	100.00%
Jan-03	203	206	98.54%
Feb-03	206	206	100.00%
Mar-03	211	214	98.60%
Apr-03	303	310	97.74%
May-03	285	288	98.96%
Jun-03	333	341	97.65%
Jul-03	207	212	97.64%

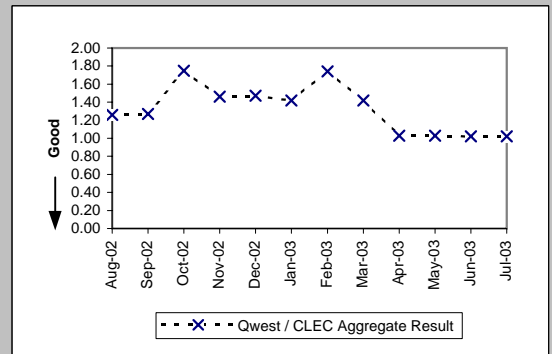


DB-1 - Time to Update Databases

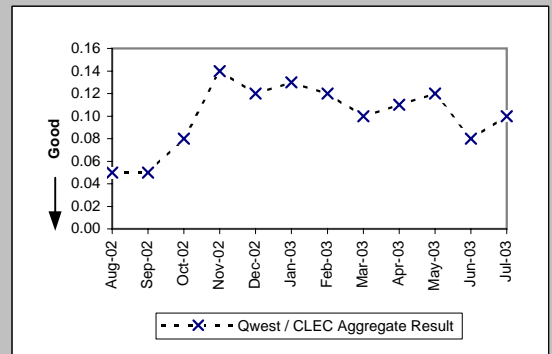
Time to Update Databases (Hours:Minutes) E911 (DB-1 A) (Parity)		
Date	Qwest / CLEC Aggregate Result	
Aug-02		4:23
Sep-02		3:30
Oct-02		3:36
Nov-02		2:26
Dec-02		3:23
Jan-03		2:36
Feb-03		2:24
Mar-03		2:52
Apr-03		3:00
May-03		3:21
Jun-03		2:24
Jul-03		0:57



Time to Update Databases (Avg Sec) LIDB (DB-1 B) (Parity)		
Date	Qwest / CLEC Aggregate Result	
Aug-02		1.26
Sep-02		1.27
Oct-02		1.75
Nov-02		1.46
Dec-02		1.47
Jan-03		1.42
Feb-03		1.74
Mar-03		1.42
Apr-03		1.03
May-03		1.03
Jun-03		1.02
Jul-03		1.02



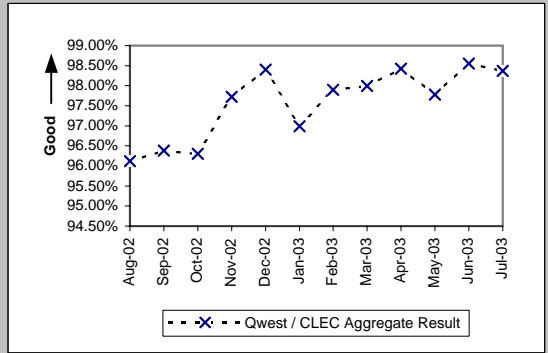
Time to Update Databases (Avg Sec) Directory Listing (DB-1 C-1) (Parity)		
Date	Qwest / CLEC Aggregate Result	
Aug-02		0.05
Sep-02		0.05
Oct-02		0.08
Nov-02		0.14
Dec-02		0.12
Jan-03		0.13
Feb-03		0.12
Mar-03		0.10
Apr-03		0.11
May-03		0.12
Jun-03		0.08
Jul-03		0.10





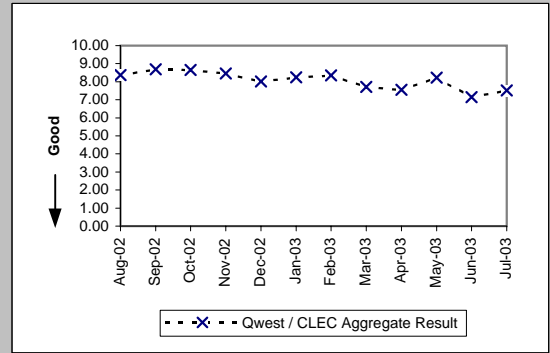
DB-2 - Accurate Database Updates

Accurate Database Updates (Percent) Directory Listing (DB-2 C-1) (Parity)	
Date	Qwest / CLEC Aggregate Result
Aug-02	96.12%
Sep-02	96.38%
Oct-02	96.30%
Nov-02	97.72%
Dec-02	98.40%
Jan-03	96.99%
Feb-03	97.90%
Mar-03	97.99%
Apr-03	98.42%
May-03	97.78%
Jun-03	98.55%
Jul-03	98.37%



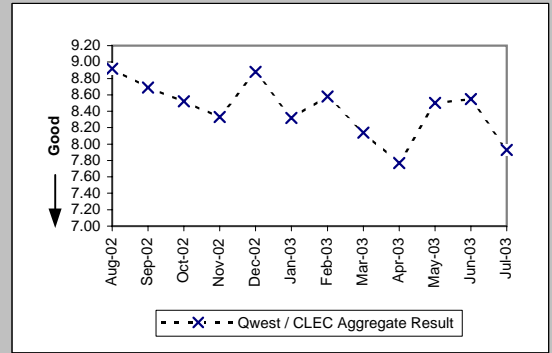
DA-1 - Speed of Answer - Directory Assistance

Speed of Answer - Directory Assistance (Avg Sec) (DA-1) (Parity)	
Date	Qwest / CLEC Aggregate Result
Aug-02	8.36
Sep-02	8.68
Oct-02	8.66
Nov-02	8.45
Dec-02	8.01
Jan-03	8.24
Feb-03	8.35
Mar-03	7.71
Apr-03	7.55
May-03	8.23
Jun-03	7.14
Jul-03	7.52



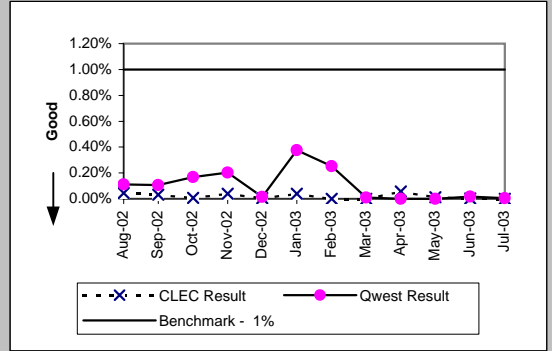
OS-1 - Speed of Answer - Operator Services

Speed of Answer - Operator Services (Avg Sec) (OS-1) (Parity)	
Date	Qwest / CLEC Aggregate Result
Aug-02	8.92
Sep-02	8.69
Oct-02	8.52
Nov-02	8.33
Dec-02	8.88
Jan-03	8.32
Feb-03	8.58
Mar-03	8.14
Apr-03	7.77
May-03	8.50
Jun-03	8.55
Jul-03	7.93

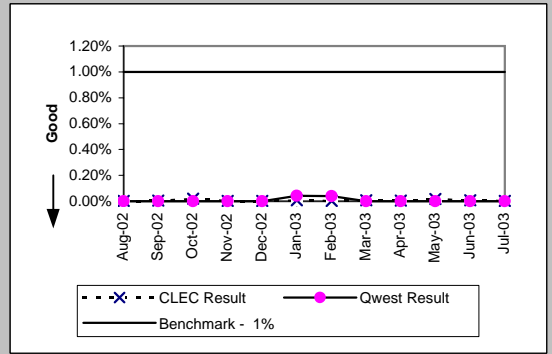


NI-1 - Trunk Blocking

Trunk Blockage to Qwest Tandem Offices (NI-1A ) (Benchmark)									
Date	CLEC Num	CLEC Dens	CLEC Resu	CLEC Std	Qwest Num	Qwest Dens	Qwest Resu	Mod Z Scr	Parity Scr
Aug-02	13.49	30216	0.04%	0.16%	44.38	40173	0.11%	-16.37	-10.95
Sep-02	9.8	30720	0.03%	0.11%	40.37	38253	0.11%	-8.35	-6.08
Oct-02	2.38	27576	0.01%	0.06%	63.07	37725	0.17%	-11.79	-8.17
Nov-02	11.47	28464	0.04%	0.14%	76.27	37797	0.20%	-9.11	-6.54
Dec-02	1.56	31800	0.00%	0.02%	5.73	37773	0.02%	-9.4	-6.72
Jan-03	11.61	28464	0.04%	0.15%	132.83	35253	0.38%	-28.17	-18.12
Feb-03	0	29328	0.00%	0.00%	87.36	34584	0.25%	-26.3	-16.99
Mar-03	0.21	29304	0.00%	0.00%	3.26	34343	0.01%	-16.31	-10.92
Apr-03	18.45	32976	0.06%	0.15%	0	34271	0.00%		
May-03	4.5	33720	0.01%	0.08%	0	34007	0.00%		
Jun-03	1.26	33648	0.00%	0.04%	6.16	34007	0.02%	-18.26	-12.1
Jul-03	0.38	34248	0.00%	0.02%	1.44	34007	0.00%	-8.88	-6.4



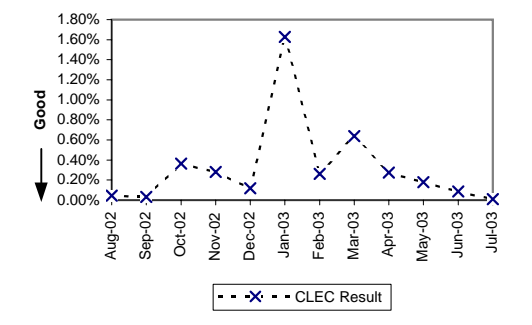
Trunk Blockage to Qwest End Offices (NI-1B ) (Benchmark)									
Date	CLEC Num	CLEC Dens	CLEC Resu	CLEC Std	Qwest Num	Qwest Dens	Qwest Resu	Mod Z Scr	Parity Scr
Aug-02	0.53	19212	0.00%	0.03%	0.25	32670	0.00%	15.41	8.37
Sep-02	0.87	18852	0.00%	0.06%	0	31830	0.00%		
Oct-02	3.7	19116	0.02%	0.10%	0	30703	0.00%		
Nov-02	0.5	19524	0.00%	0.03%	0	29600	0.00%		
Dec-02	0.39	19920	0.00%	0.02%	0	28976	0.00%		
Jan-03	1.46	19836	0.01%	0.07%	13.22	32336	0.04%	-23.88	-15.52
Feb-03	0.51	20556	0.00%	0.03%	12.61	32588	0.04%	-13.73	-9.35
Mar-03	1.7	21168	0.01%	0.07%	0	32396	0.00%		
Apr-03	0.9	20376	0.00%	0.06%	0	32108	0.00%		
May-03	3.6	20604	0.02%	0.10%	0.01	31796	0.00%	1181.72	717.44
Jun-03	1.49	20940	0.01%	0.07%	0.05	31796	0.00%	235	141.87
Jul-03	0.3	20400	0.00%	0.03%	0	31796	0.00%		



NI-1 - Trunk Blocking

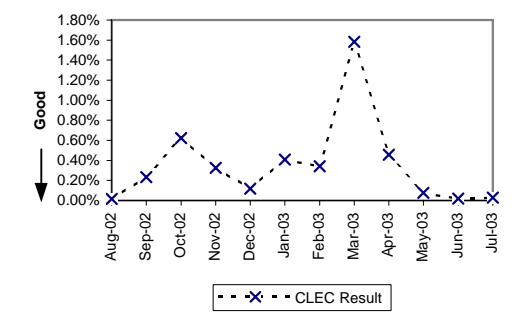
Trunk Blockage to Qwest Tandem Offices (Percent) (NI-1C) (Diagnostic)

Date	Numerator	Denominator	CLEC Result	Standard Deviation
Aug-02	13.49	30216	0.04%	0.16%
Sep-02	9.8	30720	0.03%	0.11%
Oct-02	113.13	31008	0.36%	1.01%
Nov-02	87.31	31200	0.28%	0.92%
Dec-02	38.63	32568	0.12%	0.75%
Jan-03	521.66	32064	1.63%	4.89%
Feb-03	78.89	29976	0.26%	2.42%
Mar-03	205.39	32232	0.64%	4.16%
Apr-03	91.37	33192	0.28%	2.71%
May-03	61.33	34176	0.18%	1.73%
Jun-03	29.96	34200	0.09%	0.66%
Jul-03	3.13	34440	0.01%	0.11%



Trunk Blockage to Qwest End Offices (Percent) (NI-1D) (Diagnostic)

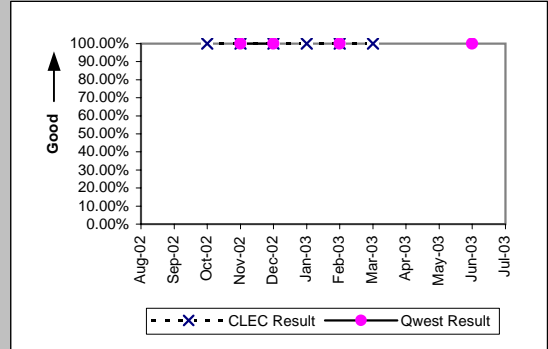
Date	Numerator	Denominator	CLEC Result	Standard Deviation
Aug-02	2.89	19236	0.02%	0.35%
Sep-02	44.55	19092	0.23%	2.33%
Oct-02	122.76	19716	0.62%	4.53%
Nov-02	64.5	19884	0.32%	4.15%
Dec-02	24.13	20292	0.12%	1.64%
Jan-03	83.01	20316	0.41%	2.88%
Feb-03	71.5	21012	0.34%	2.88%
Mar-03	347.38	21948	1.58%	9.46%
Apr-03	93.8	20604	0.46%	4.78%
May-03	15.86	20868	0.08%	0.87%
Jun-03	3.92	21012	0.02%	0.21%
Jul-03	6.31	20844	0.03%	0.20%



NP-1 - NXX Code Activation

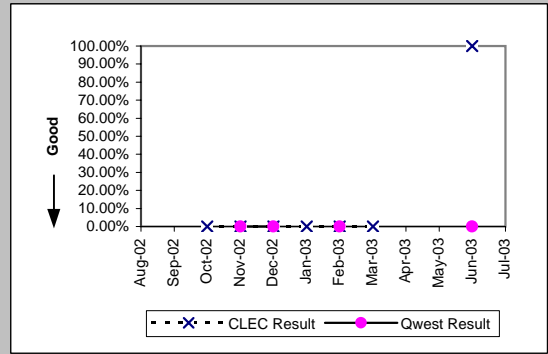
NXX Code Activation (Percent) (NP-1A) (Parity)

Date	CLEC Num	CLEC Denom	CLEC Result	Qwest Num	Qwest Denom	Qwest Result
Aug-02						
Sep-02						
Oct-02	6	6	100.00%			
Nov-02	2	2	100.00%	1	1	100.00%
Dec-02	5	5	100.00%	1	1	100.00%
Jan-03	11	11	100.00%			
Feb-03	2	2	100.00%	1	1	100.00%
Mar-03	1	1	100.00%			
Apr-03						
May-03						
Jun-03				1	1	100.00%
Jul-03						



NXX Code Activation - Facility Delays (Percent) (NP-1B) (Diagnostic)

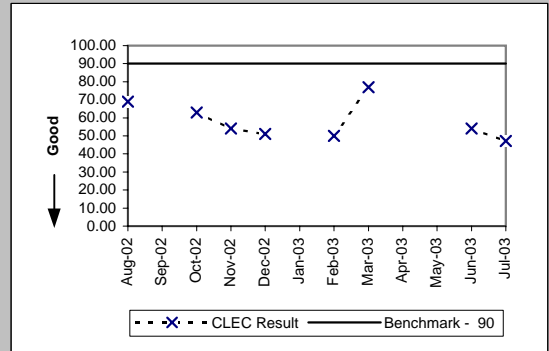
Date	CLEC Num	CLEC Denom	CLEC Result	Qwest Num	Qwest Denom	Qwest Result
Aug-02						
Sep-02						
Oct-02	0	6	0.00%			
Nov-02	0	2	0.00%	0	1	0.00%
Dec-02	0	5	0.00%	0	1	0.00%
Jan-03	0	11	0.00%			
Feb-03	0	2	0.00%	0	1	0.00%
Mar-03	0	1	0.00%			
Apr-03						
May-03						
Jun-03	4	4	100.00%	0	1	0.00%
Jul-03						



CP-1 - Collocation Completion Interval (Average Days)

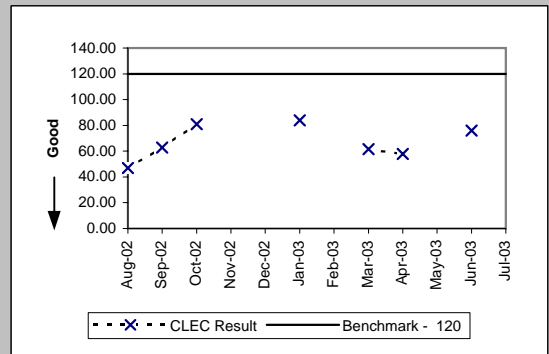
Scheduled Interval 90 Calendar Days or Less (CP-1A ) (Benchmark)

Date	CLEC Num	CLEC Denom	CLEC Result	CLEC Std Dev
Aug-02	69	1	69.00	
Sep-02				
Oct-02	126	2	63.00	14.14
Nov-02	54	1	54.00	
Dec-02	102	2	51.00	2.83
Jan-03				
Feb-03	50	1	50.00	
Mar-03	77	1	77.00	
Apr-03				
May-03				
Jun-03	54	1	54.00	
Jul-03	283	6	47.17	4.92



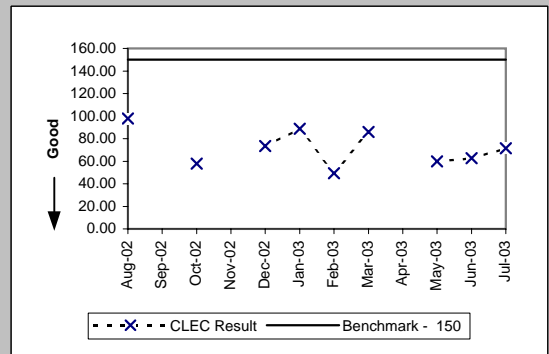
Scheduled Interval 91 to 120 Calendar Days (CP-1B ) (Benchmark)

Date	CLEC Num	CLEC Denom	CLEC Result	CLEC Std Dev
Aug-02	94	2	47.00	
Sep-02	314	5	62.80	
Oct-02	162	2	81.00	5.66
Nov-02				
Dec-02				
Jan-03	420	5	84.00	14.20
Feb-03				
Mar-03	246	4	61.50	15.33
Apr-03	578	10	57.80	9.72
May-03				
Jun-03	76	1	76.00	
Jul-03				



Scheduled Interval 121 to 150 Calendar Days (CP-1C ) (Benchmark)

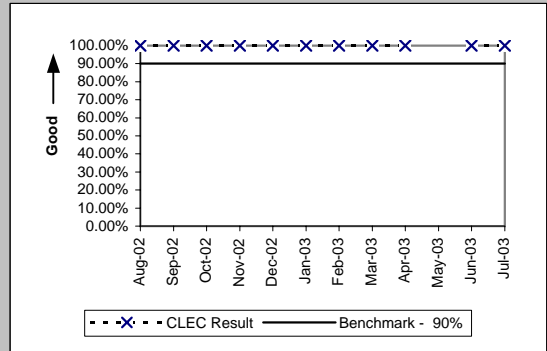
Date	CLEC Num	CLEC Denom	CLEC Result	CLEC Std Dev
Aug-02	196	2	98.00	
Sep-02				
Oct-02	174	3	58.00	7.81
Nov-02				
Dec-02	147	2	73.50	12.02
Jan-03	444	5	88.80	20.18
Feb-03	148	3	49.33	2.08
Mar-03	86	1	86.00	
Apr-03				
May-03	120	2	60.00	9.90
Jun-03	188	3	62.67	5.77
Jul-03	143	2	71.50	16.26



CP-2 - Collocations Completed within Scheduled Intervals (Percent)

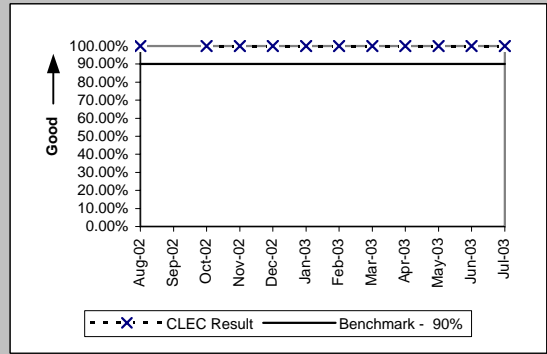
Non-Forecasted & Late Forecasted Collocations (CP-2B ) (Benchmark)

Date	CLEC Num	CLEC Denom	CLEC Result	CLEC Std Dev
Aug-02	3	3	100.00%	
Sep-02	5	5	100.00%	
Oct-02	4	4	100.00%	0.00%
Nov-02	1	1	100.00%	0.00%
Dec-02	2	2	100.00%	0.00%
Jan-03	5	5	100.00%	0.00%
Feb-03	1	1	100.00%	0.00%
Mar-03	5	5	100.00%	0.00%
Apr-03	10	10	100.00%	0.00%
May-03				
Jun-03	2	2	100.00%	0.00%
Jul-03	6	6	100.00%	0.00%



Collocations with Intervals Longer than 120 Days (CP-2C ) (Benchmark)

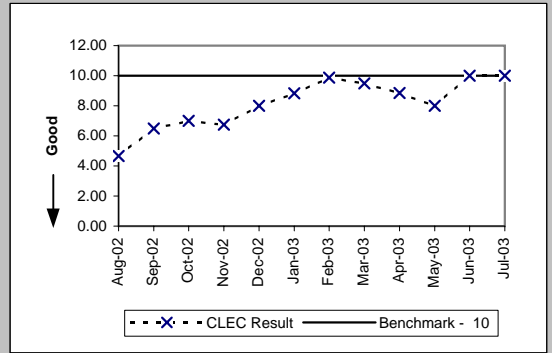
Date	CLEC Num	CLEC Denom	CLEC Result	CLEC Std Dev
Aug-02	3	3	100.00%	
Sep-02				
Oct-02	3	3	100.00%	0.00%
Nov-02	1	1	100.00%	0.00%
Dec-02	2	2	100.00%	0.00%
Jan-03	5	5	100.00%	0.00%
Feb-03	4	4	100.00%	0.00%
Mar-03	1	1	100.00%	0.00%
Apr-03	1	1	100.00%	0.00%
May-03	3	3	100.00%	0.00%
Jun-03	5	5	100.00%	0.00%
Jul-03	3	3	100.00%	0.00%





CP-3 - Collocation Feasibility Study Interval (Average Days)

Collocation Feasibility Study Interval (CP-3 ) (Benchmark)				
Date	CLEC Num	CLEC Denom	CLEC Result	CLEC Std Dev
Aug-02	14	3	4.67	
Sep-02	13	2	6.50	
Oct-02	35	5	7.00	1.00
Nov-02	27	4	6.75	0.50
Dec-02	16	2	8.00	0.00
Jan-03	53	6	8.83	0.75
Feb-03	79	8	9.88	0.35
Mar-03	57	6	9.50	1.22
Apr-03	62	7	8.86	1.46
May-03	40	5	8.00	1.22
Jun-03	10	1	10.00	
Jul-03	20	2	10.00	0.00



CP-4 - Collocation Feasibility Study Commitments Met (Percent)

Collocation Feasibility Study Commitments Met (CP-4 ) (Benchmark)				
Date	CLEC Num	CLEC Denom	CLEC Result	CLEC Std Dev
Aug-02	5	5	100.00%	
Sep-02	3	3	100.00%	
Oct-02	6	6	100.00%	0.00%
Nov-02	8	8	100.00%	0.00%
Dec-02	2	2	100.00%	0.00%
Jan-03	8	8	100.00%	0.00%
Feb-03	12	12	100.00%	0.00%
Mar-03	6	6	100.00%	0.00%
Apr-03	8	8	100.00%	0.00%
May-03	6	6	100.00%	0.00%
Jun-03	10	10	100.00%	0.00%
Jul-03	19	19	100.00%	0.00%

