

WM of Wenatchee

Tab Legend for WP's



Trial Balances

- Total Co. WTB
- Summary of Reclass/Restating Adj
- Summary of Pro Forma Adj.
- Monthly IS
- Roll Off
- Coml MSW
- Coml RCY
- Resl MSW
- Resl RCY
- Resl YW



Lurito & Priceout

- LG - Total Co.
- Res'l Priceout
- Com'l Priceout
- Roll Off Priceout



Revenue and Billing

- Commercial Pivot
- Residential Pivot
- Roll Off Pivot
- Roll Off Summary



Fixed Assets

- Fixed Asset Reconciliation
- 2018 Fixed Asset Detail
- BS 2018-2017



Fuel Analysis

- Fuel Summary



Cost Allocators

- Summary of Cost Allocators
- Re-allocations
- Hours Route Density
- OPUS Pivit
- Efficiency
- Mins per Stop
- Allocations



Payroll

- Payroll Summary

Payroll Register
Payroll Detail

 **Other**

Bad Debts
WRRRA Fees
Douglas County Fee

 **Disposal and Taxes**

Summary
Comm FL
Cashmere-Dryden
Resi MSW
Resi RCY
Resi YDW
Comm RCY
RollOff
509000
502500
500800

 **Overhead Allocation**

Corp_Tier Overhead
Corp. Op Costs
Corp OH Detail Expanded
Northern Tier Oper. Costs
Area Overhead Allocation
Area Expenses - Look up
PNW Area Office IS
Call Center Allocation
Call Center Detail Costs
RMC Allocation (Revenue Mgmt Center - billing)

 **Processing Fees**

ROR Analysis
SMaRT Fixed Assets
SMaRT MRF IS
Rebate Calculation

Waste Management of Wenatchee Solid Waste General Rate Case Checklist

Staff provides this checklist to help you determine if your filing meets the requirements set forth in WAC 480-07-520. A complete and well organized rate case will facilitate staff's review. Filing a copy of this checklist with your rate case will help the assigned staff in their first task, which is to determine if the filing meets the requirements. We hope that you find this information helpful. If you have questions regarding the filing requirements, we will be happy to answer your questions.

- Mark an "X" in "blank space" if the document was provided in the company's general rate case filing.
- Location of document: If applicable, write the location of where the document can be found in the work papers.
- Item not filed: If applicable, write "YES" if the item was not provided AND the company filed a petition for exemption.
- Item not filed: Write "NO" if the item was not provided AND the company did NOT file a petition for exemption.

 480-07-520(1) **Proposed Tariff.** The proposed tariff sheets filed with one paper copy.

- X 480-07-140(1)(a) Tariff sheets filed electronically were submitted via the commission's records center web portal and according to WAC 480-07-140(6)
- X Tariff complies with WAC 480-70-226 through WAC 480-70-351.
- X Tariff complies with standard tariff template.

 480-07-520(2) **Local government ordinances and notices.**

- n/a 480-70-326(3)(a) Filings due to governmental or other entity, action require documentation of that action. Examples of documentation include: ordinances, resolutions, and disposal site fee increase or decrease notices.

Location of document:

Item not provided: filed petition for exemption: _____.

- X A copy of the customer notice the company has, or will, mail to customers in compliance with WAC 480-70-271.

 X 480-07-520(3) **Transmittal Letter**

- X 480-70-326(2)(a) requires:

- X (i) The name, certificate number, and trade names of the company
- X (ii) A description of each proposed change and a brief statement of the reason for each change;
- X (iii) The dollar and percentage amounts that revenue will change if the filing is approved by the commission;
- X (iv) The percentage amount that rates will change if approved by the commission;
- X (v) A contact person's name, mailing address, telephone number, fax number (if any), and e-mail address (if any); and
- X (vi) A statement that the company mailed a copy of the transmittal letter to the chair of the county commission or county council of each county affected by the filing.

○ X 480-70-326(2)(b) requires the transmittal letter accompanying a filing that increases rates or charges must also include the date customer notice was, or will be, mailed or delivered to all affected customers.

○ X 480-70-326(3)(b) requires that a tariff filing made by a person other than an owner, partner, or corporate officer, a statement granting authority for that person to file on behalf of the company must be signed by an owner, partner, or corporate officer, and may be incorporated into the transmittal letter accompanying the filing.

Location of document: See "Transmittal Letter" that accompanied the rate filing.

Item not provided: filed petition for exemption: _____.

 X 480-07-520(4) **Work papers.**

- X One paper and one electronic copy of all supporting work papers for the test year, which is the most recent or most appropriate consecutive twelve-month period for which financial data are available.

 X 4(a) A detailed pro forma income statement separated among solid waste, single family residential recycling, multifamily recycling, and yard waste, with restating actual and pro forma adjustments, including all supporting calculations and documentation for all adjustments.

Location of document:

Item not provided:

- X Every number resulting from a calculation includes the formula used to calculate the number: by formula imbedded in a spreadsheet cell, by formula included in a comment attached to the cell containing the number, or by a separate statement within the document referencing the number or cell containing the number.

○ X 4(a)(i) **Restating actual adjustments.** The booked operating results adjusted for any defects or infirmities in actual recorded results that can distort test period earnings. Examples of restating actual adjustments are adjustments to remove prior period amounts, eliminate below-the-line items that were recorded as operating expenses in error, to adjust from book estimates to actual amounts and to eliminate or to normalize extraordinary items recorded during the test period.

Location of document:

Item not provided:

4(a)(ii) **Pro forma adjustments** give effect for the test period to all known and measurable changes that are not offset by other factors. The filing must identify dollar values and underlying reasons for each proposed pro forma adjustment.

Location of document:

Item not provided:

4(b) A calculation of the revenue impact of proposed tariff revisions.

Location of document:

Item not provided: filed petition for exemption:

4(c) An income statement listing all revenue and expense accounts by month.

Location of document:

Item not provided: filed petition for exemption:

4(d) If non-regulated revenue represents more than ten percent of total company test period revenue, a detailed separation of all revenue and expenses between regulated and non-regulated operations.

Location of document:

Item not provided: filed petition for exemption:

4(e) A detailed list of all non-regulated operations, including the rates charged for the services rendered. Copies of all contracts must be provided on request.

Location of document:

Item not provided: filed petition for exemption:

4(f) Detailed price-out information that reconciles within 5%, without adjustment, to the test period booked revenue, including the test period customer count by tariff item.

Location of document:

Item not provided:

4(g) A consolidated balance sheet, including the percentage of equity, percentage of debt and the cost of that debt by component.

Location of document:

Item not provided: filed petition for exemption: _____.

4(h) A detailed depreciation schedule listing all used and useful assets held by the company during the test period that includes:

- 4(h) The date of purchase.
- 4(h) The cost at purchase.
- 4(h) The depreciable life.
- n/a The salvage value.
- 4(h) Depreciation expense.
- 4(h) Accumulated depreciation expense at the end of the test period

Location of document:

Item not provided:

4(i) Computed average investment, (Net book value of allowable assets at the beginning of the test period PLUS the net book value of

Location of document:

Item not provided:

4(j) Information about every transaction with an affiliated interest or subsidiary that directly or indirectly affects the proposed rates. This must include:

- 4(j) Full description of the relationship, terms and amount of the transaction
- 4(j) The length of time the relationship has been ongoing

o X An income statement and balance sheet for every affiliated entity.

Location of document:

Item not provided: filed petition for exemption: _____.

 X 480-07-520(5) Annual report. Most recent consolidated annual report to shareholders, if any.

Location of document:

Item not provided: filed petition for exemption: _____.

Waste Management of Wenatchee
Summary of Reclass and Restating Adj.

Designated information is confidential per WAC 480-07-160

<u>Adj #</u>	<u>Description</u>	<u>Amount</u>
1	To reclass Revenues to the appropriate accounts for rate case analysis	\$ (0)
2	To reclass and adjust taxes and fees into their respective own accounts for analysis purposes	\$ 7,669
3	To adjust disposal/processing fees to the amounts reflected in the Disposal fee analysis	\$ (140,399)
4	To reclassify Wages to one account for ease of analysis purposes	\$ -
5	To remove truck depreciation on trucks that were transferred out to another affiliated company	\$ (192,425)
6	To reallocate Maintenance/Operational Support costs to better reflect and match truck times for each LOB	\$ 0
7	To reallocate Fuel Costs to better reflect and match truck times ofr each LOB	\$ 0
8	To remove container maintenance costs incorrectly allocated to the Res'l to the Com'l LOB's	\$ 0
9	To record WM Wenatchee's fair share of the annual WRRR Fees	\$ 4,615
10	To record bad debt costs related WM Skagit for 2017 that were initially recorded in the Area Office financials	\$ 91,441
11	To record WM Wenatchee pro rata allocation of the Market Area overhead costs	\$ 313,978
12	To record WM Wenatchee pro rata allocation of the Customer Service Center	\$ 267,227
13	To record WM Wenatchee pro rata allocation of the Corporate and Tier Overhead	\$ 453,407
		<u>\$ 805,514</u>

Waste Management of Wenatchee Summary of Pro Forma Adj.

Designated information is confidential per WAC 480-07-160

<u>Adj #</u>	<u>Description</u>	<u>Amount</u>
A	To record the pro forma increase in disposal expense and roll off disposal pass thru revenue with the associated increase in State B & O Tax	\$ 199,289
B	To record the pro forma increase in SMaRT processing fees	\$ 306,460
C	To record Pro Forma Wages and Benefits per the Payroll analysis	\$ 101,146
D	To record Net Pro Forma increase in depreciation cost to reflect the addition of new Diesel trucks	\$ 299,115
E	To remove non-allowable costs for rate making purposes	\$ (69,226)
F	To record the net pro forma increase in fuel costs - See fuel analysis	\$ 71,419
G	To record the rate case notification estimated costs	<u>\$ 13,956</u>
		<u>\$ 922,159</u>
H	To record revenue requirement and revenue sensitive costs in accordance with LG methodology	<u>\$ 552,403</u>

13 Month Financial Income Statement - Actual

WM of Wenatchee - 02674
 For the Period Ending April 30, 2018
 (000's)
 02674

Designated information is confidential per WAC 480-07-160

Run Time: 7/19/18 2:04 PM

Layout: GL_R172

Scope: 02674-BU

Total May-2017 Jun-2017 Jul-2017 Aug-2017 Sep-2017 Oct-2017 Nov-2017 Dec-2017 Jan-2018 Feb-2018 Mar-2018 Apr-2018

Operating Revenue

External Operating Revenue

Commercial Collection 400000
 Commercial Collection Rcy 403000
 Commercial Coll Rcy RCR Fe 403800
 Commercial Coll Rcy Env Chg 403850
 Commercial Coll Rcy Adjustm 403900
 Commercial Collection Fuel C 404000
 Commercial Collection RMO 404700
 Commercial Collection Adjust 404900
 Commercial Coll-Franchise Fe 404950
 Residential Collection 405000
 Res Collection - Organics 406000
 Residential Collection Rcy 408000
 Residential Collection Adjust 409900
 Residential Coll-Franchise Fe 409950
 Roll Off Collection Permanent 410000
 Roll Off Collection Temporary 410500
 Roll Off Collection Spec Wast 412000
 Roll Off Collection Recycling 413000
 Roll Off Fuel Charge 414000
 Compactor/Equipment Rental 414600
 Roll Off Adjustments 414900
 Roll Off Franchise Fees 414950

Sales - Collection

Other Material Sales 454900
 Payment Handling Fee 458880
 Other Late Fee Revenue 458890
 Other Operating Adjustments 458900

Other Operating Revenue

External Operating Revenue

IC Collection - Commercial
 IC Collection - Industrial

Sales - IC Collection

Total Operating Revenue

Costs & Expenses

Operating Expenses

Disposal to Transfer Station 500500
 Disposal to Other Facility 500800
 Disposal to IC Landfill 501000
 Disp to IC Transfer Station 501500
 IC MRF Tipping Fees 501700
 Subcontractor Costs - General
 Other Third Party COGS 507390
 Freight 507800
 Disposal Fees and Taxes 509000
 Municipal Franchise Fees 509500

Disposal Costs

Wages - Salaried Operations 510510
 Wages - Hourly Operations 511010
 Wages - Overtime Operations 511510
 Wages - Bonus Operations 512010
 Wages - Bonus Other 512090
 Wages - Other Comp Ops 512610
 Wages - Comp Absences Op: 512710
 Group Insurance - WMI 513000
 Workers Compensation - Prer 513100
 Employer 401K Matching 514000
 Safety Program Expense 514300

Primary Equipment	
Depreciation - Trucks	700000
Depreciation - Support Vehicle	700200
Vehicle License, Fees, Permits	537500
Uninsured Loss - Corp Charge	570800
Fleet Pride Reclass	570890
Insurance - Trucks	570000
Insurance - General Liability	570400
Insurance - Umbrella	570500
Depreciation - Support Vehicle	700200
Allocation out	598000
Allocation in	598100
Building Maintenance	523000
Grounds Maintenance	523100
Primary Lubricants	522000
Parts Inventory Expense	521000
Parts Expense - Core Charges	521050
Maintenance Supplies Expense	521100
Small Tools Expense	521200
Parts Inventory Adjustments	521400
Obsolete Parts Expense	521500
Third Party Repairs	524000
Third Party Washing	524200
Third Party Towing	524300
Warranty Recovery	524800
Other Third Party Maintenance	524900
New, Retread & Repaired Tires	520000
Tire Inventory Adjustments	520400
Other Tire Maintenance	520900
Rental - Ops Equipment	531200
Clear Diesel Fuel - On Hwy	535000
Propane Fuel	535200
Fuel Tax Credit	536000
Vehicle License, Fees, Permits	537500
Employer 401K Matching	514000
Group Insurance - WMI	513000
Workers Compensation - Premium	513100
Employment Fees	518100
Employee & Community Activity	518200
Medical Expense	518300
Uniforms	518400
Other Employee Costs	518900
Payroll Tax Expense	515000
Wages - Bonus Operations	512010
Wages - Comp Absences Ops	512710
Wages - Hourly Operations	511010
Wages - Other Comp Ops	512610
Wages - Overtime Operations	511510
Environmental Compliance	568000
Insurance - General Liability	570400
Insurance - Umbrella	570500
Procurement Card Rebate	577500
Printing	577000
Training Expense	581300
Other Supplies	582900
Telephone - Mobile/Pager	584100
Meals	585900
Travel - Auto	585000
Travel - Meals	585200
Travel - Lodging	585300
Travel - Other	585600
Total Primary Equipment	
Secondary Equipment	
Depreciation - Containers	700300
Allocation in	598100
Grounds Maintenance	523100
Metal Replacements - Raw Steel	525000
Shop Paint Expense	525100
Container Lids	525200
Container Casters	525300
Container Liners	525800
Parts Inventory Expense	521000
Maintenance Supplies Expense	521100
Small Tools Expense	521200
Industrial Gases	521800
Third Party Repairs	524000
Third Party Towing	524300
Vehicle License, Fees, Permits	537500
Other Transportation Costs	537900
Employer 401K Matching	514000
Group Insurance - WMI	513000
Workers Compensation - Premium	513100
Employment Fees	518100
Medical Expense	518300
Other Employee Costs	518900
Payroll Tax Expense	515000

Wages - Bonus Operations	512010
Wages - Comp Absences Ops	512710
Wages - Hourly Operations	511010
Wages - Other Comp Ops	512610
Wages - Overtime Operations	511510
Insurance - General Liability	570400
Insurance - Umbrella	570500
Procurement Card Rebate	577500
Printing	577000
Other Supplies	582900
Telephone - Mobile/Pager	584100
Travel - Other	585600
Total Secondary Equipment	
Operations Support	
Depreciation - Support Vehicle	700200
Depreciation - Equipment	700400
Depreciation - Leasehold Imprv	700700
Allocation in	598100
Building Maintenance	523000
Grounds Maintenance	523100
Parts Inventory Expense	521000
Maintenance Supplies Expense	521100
Small Tools Expense	521200
Third Party Repairs	524000
Third Party Towing	524300
Taxes - Personal Property	530000
Rental - Land-Bldg-Office	531000
Rental - Office Equipment	531100
Utilities	534000
Clear Diesel Fuel - On Hwy	535000
Gasoline	535100
Vehicle License, Fees, Permits	537500
Other Transportation Costs	537900
Temporary Agency Labor	516100
Employer 401K Matching	514000
Safety Program Expense	514300
Group Insurance - WMI	513000
Workers Compensation - Premium	513100
Employee Relocation Expense	518000
Employment Fees	518100
Employee & Community Activity	518200
Medical Expense	518300
Uniforms	518400
Other Employee Costs	518900
Payroll Tax Expense	515000
Wages - Bonus Operations	512010
Wages - Bonus Other	512090
Wages - Comp Absences Ops	512710
Wages - Hourly Operations	511010
Wages - Other Comp Ops	512610
Wages - Overtime Operations	511510
Wages - Salaried Operations	510510
Computer Supplies	564000
PC Expense	564100
Environmental Compliance	568000
Insurance - Building	570200
Insurance - General Liability	570400
Insurance - Umbrella	570500
Performance Bond Expense	570900
License, Fees, Permits	571000
Miscellaneous	575000
Procurement Card Rebate	577500
Postage	576000
Printing	577000
Office Supplies	582000
Tarps	582200
Other Supplies	582900
Telephone - Office	584000
Telephone - Mobile/Pager	584100
Specialized Operations Equipmt	584200
Entertainment	585700
Event Tickets	585800
Meals	585900
Travel - Auto	585000
Travel - Airlines	585100
Travel - Meals	585200
Travel - Lodging	585300
Travel - Other	585600
Sale of Assets - PS System	599000
Total Operations Support	
Total Operating Costs	
Gross Profit	
Sales, General, and Administrative	

Advertising	660000
WRRRA Fees	
Rate Case Notification Costs	
Corporate Intangible Charge	705950
Employee Relocation Expense	618000
Advertising	660000
Collection Expense	661500
Late Fees and Fines Billed	661700
Bank Charges	662000
Charitable Contributions	665000
Charitable Contributions - Svc	665100
Dues and Subscriptions	667000
Penalties	669500
Postage	676000
Printing	677000
Consulting Fees	678200
Allocation of Market Area Overhead	
Allocation of Market Area Customer Service	
Allocation of Corporate & Group Overhead	
Total Sales, General, and Administrative	-
EBIT	-
Operating Ratio	



Uniforms	518400
Other Employee Costs	518900
Payroll Tax Expense	515000
Wages - Bonus Operations	512010
Wages - Comp Absences Ops	512710
Wages - Hourly Operations	511010
Wages - Other Comp Ops	512610
Wages - Overtime Operations	511510

Total Direct Labor

Primary Equipment

Depreciation - Trucks	700000
Depreciation - Support Vehicle	700200
Vehicle License, Fees, Permits	537500
Uninsured Loss - Corp Charge	570800
Fleet Pride ReClass	570890
Insurance - Trucks	570000
Insurance - General Liability	570400
Insurance - Umbrella	570500
Depreciation - Support Vehicle	700200
Allocation out	598000
Allocation in	598100
Building Maintenance	523000
Grounds Maintenance	523100
Primary Lubricants	522000
Parts Inventory Expense	521000
Parts Expense - Core Charges	521050
Maintenance Supplies Expense	521100
Small Tools Expense	521200
Parts Inventory Adjustments	521400
Obsolete Parts Expense	521500
Third Party Repairs	524000
Third Party Washing	524200
Third Party Towing	524300
Warranty Recovery	524800
Other Third Party Maintenance	524900
New, Retread & Repaired Tires	520000
Tire Inventory Adjustments	520400
Other Tire Maintenance	520900
Rental - Ops Equipment	531200
Clear Diesel Fuel - On Hwy	535000
Propane Fuel	535200
Fuel Tax Credit	536000
Vehicle License, Fees, Permits	537500
Employer 401K Matching	514000
Group Insurance - WMI	513000
Workers Compensation - Premium	513100
Employment Fees	518100
Employee & Community Activity	518200
Medical Expense	518300
Uniforms	518400
Other Employee Costs	518900
Payroll Tax Expense	515000
Wages - Bonus Operations	512010
Wages - Comp Absences Ops	512710
Wages - Hourly Operations	511010
Wages - Other Comp Ops	512610
Wages - Overtime Operations	511510
Environmental Compliance	568000
Insurance - General Liability	570400
Insurance - Umbrella	570500
Procurement Card Rebate	577500
Printing	577000
Training Expense	581300
Other Supplies	582900
Telephone - Mobile/Pager	584100
Meals	585900
Travel - Auto	585000
Travel - Meals	585200
Travel - Lodging	585300
Travel - Other	585600

Total Primary Equipment

Secondary Equipment

Depreciation - Containers	700300
---------------------------	--------

Allocation in	598100
Grounds Maintenance	523100
Metal Replacements - Raw Steel	525000
Shop Paint Expense	525100
Container Lids	525200
Container Casters	525300
Container Liners	525800
Parts Inventory Expense	521000
Maintenance Supplies Expense	521100
Small Tools Expense	521200
Industrial Gases	521800
Third Party Repairs	524000
Third Party Towing	524300
Vehicle License, Fees, Permits	537500
Other Transportation Costs	537900
Employer 401K Matching	514000
Group Insurance - WMI	513000
Workers Compensation - Premium	513100
Employment Fees	518100
Medical Expense	518300
Other Employee Costs	518900
Payroll Tax Expense	515000
Wages - Bonus Operations	512010
Wages - Comp Absences Ops	512710
Wages - Hourly Operations	511010
Wages - Other Comp Ops	512610
Wages - Overtime Operations	511510
Insurance - General Liability	570400
Insurance - Umbrella	570500
Procurement Card Rebate	577500
Printing	577000
Other Supplies	582900
Telephone - Mobile/Pager	584100
Travel - Other	585600

Total Secondary Equipment

Operations Support

Depreciation - Support Vehicle	700200
Depreciation - Equipment	700400
Depreciation - Leasehold Imprv	700700
Allocation in	598100
Building Maintenance	523000
Grounds Maintenance	523100
Parts Inventory Expense	521000
Maintenance Supplies Expense	521100
Small Tools Expense	521200
Third Party Repairs	524000
Third Party Towing	524300
Taxes - Personal Property	530000
Rental - Land-Bldg-Office	531000
Rental - Office Equipment	531100
Utilities	534000
Clear Diesel Fuel - On Hwy	535000
Gasoline	535100
Vehicle License, Fees, Permits	537500
Other Transportation Costs	537900
Temporary Agency Labor	516100
Employer 401K Matching	514000
Safety Program Expense	514300
Group Insurance - WMI	513000
Workers Compensation - Premium	513100
Employee Relocation Expense	518000
Employment Fees	518100
Employee & Community Activity	518200
Medical Expense	518300
Uniforms	518400
Other Employee Costs	518900
Payroll Tax Expense	515000
Wages - Bonus Operations	512010
Wages - Bonus Other	512090
Wages - Comp Absences Ops	512710
Wages - Hourly Operations	511010
Wages - Other Comp Ops	512610
Wages - Overtime Operations	511510
Wages - Salaried Operations	510510
Computer Supplies	564000

PC Expense	564100
Environmental Compliance	568000
Insurance - Building	570200
Insurance - General Liability	570400
Insurance - Umbrella	570500
Performance Bond Expense	570900
Licenses, Fees, Permits	571000
Miscellaneous	575000
Procurement Card Rebate	577500
Postage	576000
Printing	577000
Office Supplies	582000
Tarps	582200
Other Supplies	582900
Telephone - Office	584000
Telephone - Mobile/Pager	584100
Specialized Operations Equipmt	584200
Entertainment	585700
Event Tickets	585800
Meals	585900
Travel - Auto	585000
Travel - Airlines	585100
Travel - Meals	585200
Travel - Lodging	585300
Travel - Other	585600
Sale of Assets - PS System	599000
Total Operations Support	
Total Operating Costs	
Gross Profit	
Sales, General, and Administrative	
Advertising	660000
WRRRA Fees	
Rate Case Notification Costs	
Corporate Intangible Charge	705950
Employee Relocation Expense	618000
Advertising	660000
Collection Expense	661500
Late Fees and Fines Billed	661700
Bank Charges	662000
Charitable Contributions	665000
Charitable Contributions - Svc	665100
Dues and Subscriptions	667000
Penalties	669500
Postage	676000
Printing	677000
Consulting Fees	678200
Allocation of Market Area Overhead	
Allocation of Market Area Customer Service	
Allocation of Corporate & Group Overhead	
Total Sales, General, and Administrative	
EBIT	
Operating Ratio	

Waste Management of Wenatchee
 Operations Income Statement
 Commercial Recycling
 For the 12 Month Period Ending April 30, 2018

Designated information is confidential per WAC 480-07-160

	Total	Reclass / Accounting Adjustments Dr. (Cr.)	Adjusted Total	Restating / Pro Forma Adj. Dr. (Cr.)	Pro Forma Total	Add: Non-Reg. R/O Recycling	Pro Forma Com'l Recycling Total	%
Commercial Collection	400000							
Commercial Rent								
Commercial Collection Rcy	403000							
Commercial Coll Rcy RCR Fee	403800							
Commercial Coll Rcy Env Chg	403850							
Commercial Coll Rcy Adjustment	403900							
Commercial Collection Fuel Chg	404000							
Commercial Collection RMO	404700							
Commercial Collection Adjust	404900							
Commercial Coll-Franchise Fees	404950							
Roll Off Collection Permanent	410000							
Roll Off Disposal Pass Through								
Roll Off Rent								
Roll Off Collection Temporary	410500							
Roll Off Collection Spec Waste	412000							
Roll Off Collection Recycling	413000							
Roll Off Fuel Charge	414000							
Compactor/Equipment Rental Rev	414600							
Roll Off Adjustments	414900							
Roll Off Franchise Fees	414950							
Residential Collection	405000							
Res Collection - Organics	406000							
Residential Collection Rcy	408000							
MultiFamily Recycling Surcharge								
Residential Collection Adjust	409900							
Residential Coll-Franchise Fee	409950							
Other Material Sales	454900							
Payment Handling Fee	458880							
Utility Taxes								
Other Late Fee Revenue	458890							
Other Operating Adjustments	458900							
IC Commercial Collection	495000							
IC Comm Coll Fuel Chg	495005							
IC Comm Coll Env Chg	495010							
IC Comm Coll RCR Fee	495015							
IC Commercial Collection Rcy	495030							
IC Comm Coll Rcy Env Chg	495035							
IC Roll Off Collection Perm	495100							
IC Roll Off Coll Perm Fuel Chg	495105							
IC Roll Off Collection Rcy	495130							
Total Revenue								
Revenue Reduction								
Freight	507800							
Other Third Party COGS	507390							
Disposal Fees and Taxes	509000							
Municipal Franchise Fees	509500							
Administrative Fees								
State B & O Tax								
WUTC Fees								
Disposal to Other Facility	500800							
Disposal to Transfer Station	500500							
Disposal Pass Through - Roll Off								
Disposal to IC Landfill	501000							

Waste Management of Wenatchee
 Operations Income Statement
 Commercial Recycling
 For the 12 Month Period Ending April 30, 2018

Designated information is confidential per WAC 480-07-160

	Total	Reclass / Accounting Adjustments Dr. (Cr.)	Adjusted Total	Restating / Pro Forma Adj. Dr. (Cr.)	Pro Forma Total	Add: Non-Reg. R/O Recycling	Pro Forma Com'l Recycling Total	%
IC MRF Tipping Fees	501700							
Disp to IC Transfer Station	501500							
Subcontractor Hauling Costs	502500							
Total Revenue Reduction								
Net Revenue								
Direct Labor								
Employer 401K Matching	514000							
Group Insurance - WMI	513000							
Workers Compensation - Premium	513100							
Employment Fees	518100							
Employee & Community Activity	518200							
Medical Expense	518300							
Uniforms	518400							
Other Employee Costs	518900							
Payroll Tax Expense	515000							
Wages - Bonus Operations	512010							
Wages - Comp Absences Ops	512710							
Wages - Hourly Operations	511010							
Wages - Other Comp Ops	512610							
Wages - Overtime Operations	511510							
Total Direct Labor								
Primary Equipment								
Depreciation - Trucks	700000							
Depreciation - Support Vehicle	700200							
Vehicle License, Fees, Permits	537500							
Uninsured Loss - Corp Charge	570800							
Fleet Pride Reclass	570890							
Insurance - Trucks	570000							
Insurance - General Liability	570400							
Insurance - Umbrella	570500							
Depreciation - Support Vehicle	700200							
Allocation out	598000							
Allocation in	598100							
Building Maintenance	523000							
Grounds Maintenance	523100							
Primary Lubricants	522000							
Parts Inventory Expense	521000							
Parts Expense - Core Charges	521050							
Maintenance Supplies Expense	521100							
Small Tools Expense	521200							
Parts Inventory Adjustments	521400							
Obsolete Parts Expense	521500							
Third Party Repairs	524000							
Third Party Washing	524200							
Third Party Towing	524300							
Warranty Recovery	524800							
Other Third Party Maintenance	524900							
New, Retread & Repaired Tires	520000							
Tire Inventory Adjustments	520400							
Other Tire Maintenance	520900							
Rental - Ops Equipment	531200							

Waste Management of Wenatchee
 Operations Income Statement
 Commercial Recycling
 For the 12 Month Period Ending April 30, 2018

Designated information is confidential per WAC 480-07-160

	Total	Reclass / Accounting Adjustments Dr. (Cr.)	Adjusted Total	Restating / Pro Forma Adj. Dr. (Cr.)	Pro Forma Total	Add: Non-Reg. R/O Recycling	Pro Forma Com'l Recycling Total	%
Clear Diesel Fuel - On Hwy	535000							
Propane Fuel	535200							
Fuel Tax Credit	536000							
Vehicle License, Fees, Permits	537500							
Employer 401K Matching	514000							
Group Insurance - WMI	513000							
Workers Compensation - Premium	513100							
Employment Fees	518100							
Employee & Community Activity	518200							
Medical Expense	518300							
Uniforms	518400							
Other Employee Costs	518900							
Payroll Tax Expense	515000							
Wages - Bonus Operations	512010							
Wages - Comp Absences Ops	512710							
Wages - Hourly Operations	511010							
Wages - Other Comp Ops	512610							
Wages - Overtime Operations	511510							
Environmental Compliance	568000							
Insurance - General Liability	570400							
Insurance - Umbrella	570500							
Procurement Card Rebate	577500							
Printing	577000							
Training Expense	581300							
Other Supplies	582900							
Telephone - Mobile/Pager	584100							
Meals	585900							
Travel - Auto	585000							
Travel - Meals	585200							
Travel - Lodging	585300							
Travel - Other	585600							
Total Primary Equipment								
Secondary Equipment								
Depreciation - Containers	700300							
Allocation in	598100							
Grounds Maintenance	523100							
Metal Replacements - Raw Steel	525000							
Shop Paint Expense	525100							
Container Lids	525200							
Container Casters	525300							
Container Liners	525800							
Parts Inventory Expense	521000							
Maintenance Supplies Expense	521100							
Small Tools Expense	521200							
Industrial Gases	521800							
Third Party Repairs	524000							
Third Party Towing	524300							
Vehicle License, Fees, Permits	537500							
Other Transportation Costs	537900							
Employer 401K Matching	514000							
Group Insurance - WMI	513000							
Workers Compensation - Premium	513100							
Employment Fees	518100							

Waste Management of Wenatchee
 Operations Income Statement
 Commercial Recycling
 For the 12 Month Period Ending April 30, 2018

Designated information is confidential per WAC 480-07-160

	Total	Reclass / Accounting Adjustments Dr. (Cr.)	Adjusted Total	Restating / Pro Forma Adj. Dr. (Cr.)	Pro Forma Total	Add: Non-Reg. R/O Recycling	Pro Forma Com'l Recycling Total	%
Medical Expense	518300							
Other Employee Costs	518900							
Payroll Tax Expense	515000							
Wages - Bonus Operations	512010							
Wages - Comp Absences Ops	512710							
Wages - Hourly Operations	511010							
Wages - Other Comp Ops	512610							
Wages - Overtime Operations	511510							
Insurance - General Liability	570400							
Insurance - Umbrella	570500							
Procurement Card Rebate	577500							
Printing	577000							
Other Supplies	582900							
Telephone - Mobile/Pager	584100							
Travel - Other	585600							
Total Secondary Equipment								
Operations Support								
Depreciation - Support Vehicle	700200							
Depreciation - Equipment	700400							
Depreciation - Leasehold Imprv	700700							
Allocation in	598100							
Building Maintenance	523000							
Grounds Maintenance	523100							
Parts Inventory Expense	521000							
Maintenance Supplies Expense	521100							
Small Tools Expense	521200							
Third Party Repairs	524000							
Third Party Towing	524300							
Taxes - Personal Property	530000							
Rental - Land-Bldg-Office	531000							
Rental - Office Equipment	531100							
Utilities	534000							
Clear Diesel Fuel - On Hwy	535000							
Gasoline	535100							
Vehicle License, Fees, Permits	537500							
Other Transportation Costs	537900							
Temporary Agency Labor	516100							
Employer 401K Matching	514000							
Safety Program Expense	514300							
Group Insurance - WMI	513000							
Workers Compensation - Premium	513100							
Employee Relocation Expense	518000							
Employment Fees	518100							
Employee & Community Activity	518200							
Medical Expense	518300							
Uniforms	518400							
Other Employee Costs	518900							
Payroll Tax Expense	515000							
Wages - Bonus Operations	512010							
Wages - Bonus Other	512090							
Wages - Comp Absences Ops	512710							
Wages - Hourly Operations	511010							
Wages - Other Comp Ops	512610							

Uniforms	518400
Other Employee Costs	518900
Payroll Tax Expense	515000
Wages - Bonus Operations	512010
Wages - Comp Absences Ops	512710
Wages - Hourly Operations	511010
Wages - Other Comp Ops	512610
Wages - Overtime Operations	511510
Total Direct Labor	
Primary Equipment	
Depreciation - Trucks	700000
Depreciation - Support Vehicle	700200
Vehicle License, Fees, Permits	537500
Uninsured Loss - Corp Charge	570800
Fleet Pride Reclass	570890
Insurance - Trucks	570000
Insurance - General Liability	570400
Insurance - Umbrella	570500
Depreciation - Support Vehicle	700200
Allocation out	598000
Allocation in	598100
Building Maintenance	523000
Grounds Maintenance	523100
Primary Lubricants	522000
Parts Inventory Expense	521000
Parts Expense - Core Charges	521050
Maintenance Supplies Expense	521100
Small Tools Expense	521200
Parts Inventory Adjustments	521400
Obsolete Parts Expense	521500
Third Party Repairs	524000
Third Party Washing	524200
Third Party Towing	524300
Warranty Recovery	524800
Other Third Party Maintenance	524900
New, Retread & Repaired Tires	520000
Tire Inventory Adjustments	520400
Other Tire Maintenance	520900
Rental - Ops Equipment	531200
Clear Diesel Fuel - On Hwy	535000
Propane Fuel	535200
Fuel Tax Credit	536000
Vehicle License, Fees, Permits	537500
Employer 401K Matching	514000
Group Insurance - WMI	513000
Workers Compensation - Premium	513100
Employment Fees	518100
Employee & Community Activity	518200
Medical Expense	518300
Uniforms	518400
Other Employee Costs	518900
Payroll Tax Expense	515000
Wages - Bonus Operations	512010
Wages - Comp Absences Ops	512710
Wages - Hourly Operations	511010
Wages - Other Comp Ops	512610
Wages - Overtime Operations	511510
Environmental Compliance	568000
Insurance - General Liability	570400
Insurance - Umbrella	570500
Procurement Card Rebate	577500
Printing	577000
Training Expense	581300
Other Supplies	582900
Telephone - Mobile/Pager	584100
Meals	585900
Travel - Auto	585000
Travel - Meals	585200
Travel - Lodging	585300
Travel - Other	585600
Total Primary Equipment	
Secondary Equipment	
Depreciation - Containers	700300
Allocation in	598100
Grounds Maintenance	523100

Metal Replacements - Raw Steel	525000
Shop Paint Expense	525100
Container Lids	525200
Container Casters	525300
Container Liners	525800
Parts Inventory Expense	521000
Maintenance Supplies Expense	521100
Small Tools Expense	521200
Industrial Gases	521800
Third Party Repairs	524000
Third Party Towing	524300
Vehicle License, Fees, Permits	537500
Other Transportation Costs	537900
Employer 401K Matching	514000
Group Insurance - WMI	513000
Workers Compensation - Premium	513100
Employment Fees	518100
Medical Expense	518300
Other Employee Costs	518900
Payroll Tax Expense	515000
Wages - Bonus Operations	512010
Wages - Comp Absences Ops	512710
Wages - Hourly Operations	511010
Wages - Other Comp Ops	512610
Wages - Overtime Operations	511510
Insurance - General Liability	570400
Insurance - Umbrella	570500
Procurement Card Rebate	577500
Printing	577000
Other Supplies	582900
Telephone - Mobile/Pager	584100
Travel - Other	585600
Total Secondary Equipment	
Operations Support	
Depreciation - Support Vehicle	700200
Depreciation - Equipment	700400
Depreciation - Leasehold Imprv	700700
Allocation in	598100
Building Maintenance	523000
Grounds Maintenance	523100
Parts Inventory Expense	521000
Maintenance Supplies Expense	521100
Small Tools Expense	521200
Third Party Repairs	524000
Third Party Towing	524300
Taxes - Personal Property	530000
Rental - Land-Bldg-Office	531000
Rental - Office Equipment	531100
Utilities	534000
Clear Diesel Fuel - On Hwy	535000
Gasoline	535100
Vehicle License, Fees, Permits	537500
Other Transportation Costs	537900
Temporary Agency Labor	516100
Employer 401K Matching	514000
Safety Program Expense	514300
Group Insurance - WMI	513000
Workers Compensation - Premium	513100
Employee Relocation Expense	518000
Employment Fees	518100
Employee & Community Activity	518200
Medical Expense	518300
Uniforms	518400
Other Employee Costs	518900
Payroll Tax Expense	515000
Wages - Bonus Operations	512010
Wages - Bonus Other	512090
Wages - Comp Absences Ops	512710
Wages - Hourly Operations	511010
Wages - Other Comp Ops	512610
Wages - Overtime Operations	511510
Wages - Salaried Operations	510510
Computer Supplies	564000
PC Expense	564100
Environmental Compliance	568000
Insurance - Building	570200

Insurance - General Liability	570400
Insurance - Umbrella	570500
Performance Bond Expense	570900
License, Fees, Permits	571000
Miscellaneous	575000
Procurement Card Rebate	577500
Postage	576000
Printing	577000
Office Supplies	582000
Tarps	582200
Other Supplies	582900
Telephone - Office	584000
Telephone - Mobile/Pager	584100
Specialized Operations Equipmt	584200
Entertainment	585700
Event Tickets	585800
Meals	585900
Travel - Auto	585000
Travel - Airlines	585100
Travel - Meals	585200
Travel - Lodging	585300
Travel - Other	585600
Sale of Assets - PS System	599000

Total Operations Support

Total Operating Costs

Gross Profit

Sales, General, and Administrative

Advertising	660000
WRRR Fees	
Rate Case Notification Costs	
Corporate Intangible Charge	705950
Employee Relocation Expense	618000
Advertising	660000
Collection Expense	661500
Late Fees and Fines Billed	661700
Bank Charges	662000
Charitable Contributions	665000
Charitable Contributions - Svc	665100
Dues and Subscriptions	667000
Penalties	669500
Postage	676000
Printing	677000
Consulting Fees	678200
Allocation of Market Area Overhead	
Allocation of Market Area Customer Service	
Allocation of Corporate & Group Overhead	

Total Sales, General, and Administrative

EBIT

Operating Ratio

Waste Management of Wenatchee
 Operations Income Statement
 Residential Recycling
 For the 12 Month Period Ending April 30, 2018

Designated information is confidential per WAC 480-07-160

	Total	Reclass / Accounting Adjustments Dr. (Cr.)	Adjusted Total	Restating / Pro Forma Adj. Dr. (Cr.)	Pro Forma Total	Non-regulated	Regulated	Adjustments related to Rates	Adjusted Pro Forma Total	%	Reg.	Non-Reg	Methodology
Commercial Collection	400000												
Commercial Rent													
Commercial Collection Rcy	403000												
Commercial Coll Rcy RCR Fee	403800												
Commercial Coll Rcy Env Chg	403850												
Commercial Coll Rcy Adjustment	403900												
Commercial Collection Fuel Chg	404000												
Commercial Collection RMO	404700												
Commercial Collection Adjust	404900												
Commercial Coll-Franchise Fees	404950												
Roll Off Collection Permanent	410000												
Roll Off Disposal Pass Through													
Roll Off Rent													
Roll Off Collection Temporary	410500												
Roll Off Collection Spec Waste	412000												
Roll Off Collection Recycling	413000												
Roll Off Fuel Charge	414000												
Compactor/Equipment Rental Rev	414600												
Roll Off Adjustments	414900												
Roll Off Franchise Fees	414950												
Residential Collection	405000												
Res Collection - Organics	406000												
Residential Collection Rcy	408000												
MultiFamily Recycling Surcharge													
Residential Collection Adjust	409900												
Residential Coll-Franchise Fee	409950												
Other Material Sales	454900												
Payment Handling Fee	458880												
Utility Taxes													
Other Late Fee Revenue	458890												
Other Operating Adjustments	458900												
IC Commercial Collection	495000												
IC Comm Coll Fuel Chg	495005												
IC Comm Coll Env Chg	495010												
IC Comm Coll RCR Fee	495015												
IC Commercial Collection Rcy	495030												
IC Comm Coll Rcy Env Chg	495035												
IC Roll Off Collection Perm	495100												
IC Roll Off Coll Perm Fuel Chg	495105												
IC Roll Off Collection Rcy	495130												
Total Revenue													
Revenue Reduction													
Freight	507800												
Other Third Party COGS	507390												
Disposal Fees and Taxes	509000												
Municipal Franchise Fees	509500												
Administrative Fees													
State B & O Tax													
WUTC Fees													
Disposal to Other Facility	500800												
Disposal to Transfer Station	500500												
Disposal Pass Through - Roll Off													
Disposal to IC Landfill	501000												
IC MRF Tipping Fees	501700												
Disp to IC Transfer Station	501500												
Subcontractor Hauling Costs	502500												
Total Revenue Reduction													
Net Revenue													
Direct Labor													
Employer 401K Matching	514000												
Group Insurance - WMI	513000												
Workers Compensation - Premium	513100												
Employment Fees	518100												
Employee & Community Activity	518200												
Medical Expense	518300												

1,123.26

Uniforms	518400
Other Employee Costs	518900
Payroll Tax Expense	515000
Wages - Bonus Operations	512010
Wages - Comp Absences Ops	512710
Wages - Hourly Operations	511010
Wages - Other Comp Ops	512610
Wages - Overtime Operations	511510
Total Direct Labor	
Primary Equipment	
Depreciation - Trucks	700000
Depreciation - Support Vehicle	700200
Vehicle License, Fees, Permits	537500
Uninsured Loss - Corp Charge	570800
Fleet Pride Reclass	570890
Insurance - Trucks	570000
Insurance - General Liability	570400
Insurance - Umbrella	570500
Depreciation - Support Vehicle	700200
Allocation out	598000
Allocation in	598100
Building Maintenance	523000
Grounds Maintenance	523100
Primary Lubricants	522000
Parts Inventory Expense	521000
Parts Expense - Core Charges	521050
Maintenance Supplies Expense	521100
Small Tools Expense	521200
Parts Inventory Adjustments	521400
Obsolete Parts Expense	521500
Third Party Repairs	524000
Third Party Washing	524200
Third Party Towing	524300
Warranty Recovery	524800
Other Third Party Maintenance	524900
New, Retread & Repaired Tires	520000
Tire Inventory Adjustments	520400
Other Tire Maintenance	520900
Rental - Ops Equipment	531200
Clear Diesel Fuel - On Hwy	535000
Propane Fuel	535200
Fuel Tax Credit	536000
Vehicle License, Fees, Permits	537500
Employer 401K Matching	514000
Group Insurance - WMI	513000
Workers Compensation - Premium	513100
Employment Fees	518100
Employee & Community Activity	518200
Medical Expense	518300
Uniforms	518400
Other Employee Costs	518900
Payroll Tax Expense	515000
Wages - Bonus Operations	512010
Wages - Comp Absences Ops	512710
Wages - Hourly Operations	511010
Wages - Other Comp Ops	512610
Wages - Overtime Operations	511510
Environmental Compliance	568000
Insurance - General Liability	570400
Insurance - Umbrella	570500
Procurement Card Rebate	577500
Printing	577000
Training Expense	581300
Other Supplies	582900
Telephone - Mobile/Pager	584100
Meals	585900
Travel - Auto	585000
Travel - Meals	585200
Travel - Lodging	585300
Travel - Other	585600
Total Primary Equipment	
Secondary Equipment	
Depreciation - Containers	700300
Allocation in	598100
Grounds Maintenance	523100

Metal Replacements - Raw Steel	525000
Shop Paint Expense	525100
Container Lids	525200
Container Casters	525300
Container Liners	525800
Parts Inventory Expense	521000
Maintenance Supplies Expense	521100
Small Tools Expense	521200
Industrial Gases	521800
Third Party Repairs	524000
Third Party Towing	524300
Vehicle License, Fees, Permits	537500
Other Transportation Costs	537900
Employer 401K Matching	514000
Group Insurance - WMI	513000
Workers Compensation - Premium	513100
Employment Fees	518100
Medical Expense	518300
Other Employee Costs	518900
Payroll Tax Expense	515000
Wages - Bonus Operations	512010
Wages - Comp Absences Ops	512710
Wages - Hourly Operations	511010
Wages - Other Comp Ops	512610
Wages - Overtime Operations	511510
Insurance - General Liability	570400
Insurance - Umbrella	570500
Procurement Card Rebate	577500
Printing	577000
Other Supplies	582900
Telephone - Mobile/Pager	584100
Travel - Other	585600
Total Secondary Equipment	
Operations Support	
Depreciation - Support Vehicle	700200
Depreciation - Equipment	700400
Depreciation - Leasehold Imprv	700700
Allocation in	598100
Building Maintenance	523000
Grounds Maintenance	523100
Parts Inventory Expense	521000
Maintenance Supplies Expense	521100
Small Tools Expense	521200
Third Party Repairs	524000
Third Party Towing	524300
Taxes - Personal Property	530000
Rental - Land-Bldg-Office	531000
Rental - Office Equipment	531100
Utilities	534000
Clear Diesel Fuel - On Hwy	535000
Gasoline	535100
Vehicle License, Fees, Permits	537500
Other Transportation Costs	537900
Temporary Agency Labor	516100
Employer 401K Matching	514000
Safety Program Expense	514300
Group Insurance - WMI	513000
Workers Compensation - Premium	513100
Employee Relocation Expense	518000
Employment Fees	518100
Employee & Community Activity	518200
Medical Expense	518300
Uniforms	518400
Other Employee Costs	518900
Payroll Tax Expense	515000
Wages - Bonus Operations	512010
Wages - Bonus Other	512090
Wages - Comp Absences Ops	512710
Wages - Hourly Operations	511010
Wages - Other Comp Ops	512610
Wages - Overtime Operations	511510
Wages - Salaried Operations	510510
Computer Supplies	564000
PC Expense	564100
Environmental Compliance	568000
Insurance - Building	570200

Insurance - General Liability	570400
Insurance - Umbrella	570500
Performance Bond Expense	570900
License, Fees, Permits	571000
Miscellaneous	575000
Procurement Card Rebate	577500
Postage	576000
Printing	577000
Office Supplies	582000
Tarps	582200
Other Supplies	582900
Telephone - Office	584000
Telephone - Mobile/Pager	584100
Specialized Operations Equipmt	584200
Entertainment	585700
Event Tickets	585800
Meals	585900
Travel - Auto	585000
Travel - Airlines	585100
Travel - Meals	585200
Travel - Lodging	585300
Travel - Other	585600
Sale of Assets - PS System	599000
Total Operations Support	
Total Operating Costs	
Gross Profit	
Sales, General, and Administrative	
Advertising	660000
WRRR Fees	
Rate Case Notification Costs	
Corporate Intangible Charge	705950
Employee Relocation Expense	618000
Advertising	660000
Collection Expense	661500
Late Fees and Fines Billed	661700
Bank Charges	662000
Charitable Contributions	665000
Charitable Contributions - Svc	665100
Dues and Subscriptions	667000
Penalties	669500
Postage	676000
Printing	677000
Consulting Fees	678200
Allocation of Market Area Overhead	
Allocation of Market Area Customer Service	
Allocation of Corporate & Group Overhead	
Total Sales, General, and Administrative	
EBIT	
Operating Ratio	

Uniforms	518400	Labor Hours
Other Employee Costs	518900	Labor Hours
Payroll Tax Expense	515000	Labor Hours
Wages - Bonus Operations	512010	Labor Hours
Wages - Comp Absences Ops	512710	Labor Hours
Wages - Hourly Operations	511010	Labor Hours
Wages - Other Comp Ops	512610	Labor Hours
Wages - Overtime Operations	511510	Labor Hours
Total Direct Labor		
Primary Equipment		
Depreciation - Trucks	700000	Labor Hours
Depreciation - Support Vehicle	700200	Labor Hours
Vehicle License, Fees, Permits	537500	Labor Hours
Uninsured Loss - Corp Charge	570800	Labor Hours
Fleet Pride Reclass	570890	Labor Hours
Insurance - Trucks	570000	Labor Hours
Insurance - General Liability	570400	Labor Hours
Insurance - Umbrella	570500	Labor Hours
Depreciation - Support Vehicle	700200	Labor Hours
Allocation out	598000	Labor Hours
Allocation in	598100	Labor Hours
Building Maintenance	523000	Labor Hours
Grounds Maintenance	523100	Labor Hours
Primary Lubricants	522000	Labor Hours
Parts Inventory Expense	521000	Labor Hours
Parts Expense - Core Charges	521050	Labor Hours
Maintenance Supplies Expense	521100	Labor Hours
Small Tools Expense	521200	Labor Hours
Parts Inventory Adjustments	521400	Labor Hours
Obsolete Parts Expense	521500	Labor Hours
Third Party Repairs	524000	Labor Hours
Third Party Washing	524200	Labor Hours
Third Party Towing	524300	Labor Hours
Warranty Recovery	524800	Labor Hours
Other Third Party Maintenance	524900	Labor Hours
New, Retread & Repaired Tires	520000	Mileage
Tire Inventory Adjustments	520400	Mileage
Other Tire Maintenance	520900	Mileage
Rental - Ops Equipment	531200	Mileage
Clear Diesel Fuel - On Hwy	535000	Mileage
Propane Fuel	535200	Mileage
Fuel Tax Credit	536000	Mileage
Vehicle License, Fees, Permits	537500	Mileage
Employer 401K Matching	514000	Labor Hours
Group Insurance - WMI	513000	Labor Hours
Workers Compensation - Premium	513100	Labor Hours
Employment Fees	518100	Labor Hours
Employee & Community Activity	518200	Labor Hours
Medical Expense	518300	Labor Hours
Uniforms	518400	Labor Hours
Other Employee Costs	518900	Labor Hours
Payroll Tax Expense	515000	Labor Hours
Wages - Bonus Operations	512010	Labor Hours
Wages - Comp Absences Ops	512710	Labor Hours
Wages - Hourly Operations	511010	Labor Hours
Wages - Other Comp Ops	512610	Labor Hours
Wages - Overtime Operations	511510	Labor Hours
Environmental Compliance	568000	Labor Hours
Insurance - General Liability	570400	Labor Hours
Insurance - Umbrella	570500	Labor Hours
Procurement Card Rebate	577500	Labor Hours
Printing	577000	Labor Hours
Training Expense	581300	Labor Hours
Other Supplies	582900	Labor Hours
Telephone - Mobile/Pager	584100	Labor Hours
Meals	585900	Labor Hours
Travel - Auto	585000	Labor Hours
Travel - Meals	585200	Labor Hours
Travel - Lodging	585300	Labor Hours
Travel - Other	585600	Labor Hours
Total Primary Equipment		
Secondary Equipment		
Depreciation - Containers	700300	Homes
Allocation in	598100	Homes
Grounds Maintenance	523100	Homes

Metal Replacements - Raw Steel	525000	Homes
Shop Paint Expense	525100	Homes
Container Lids	525200	Homes
Container Casters	525300	Homes
Container Liners	525800	Homes
Parts Inventory Expense	521000	Homes
Maintenance Supplies Expense	521100	Homes
Small Tools Expense	521200	Homes
Industrial Gases	521800	Homes
Third Party Repairs	524000	Homes
Third Party Towing	524300	Homes
Vehicle License, Fees, Permits	537500	Homes
Other Transportation Costs	537900	Homes
Employer 401K Matching	514000	Homes
Group Insurance - WMI	513000	Homes
Workers Compensation - Premium	513100	Homes
Employment Fees	518100	Homes
Medical Expense	518300	Homes
Other Employee Costs	518900	Homes
Payroll Tax Expense	515000	Homes
Wages - Bonus Operations	512010	Homes
Wages - Comp Absences Ops	512710	Homes
Wages - Hourly Operations	511010	Homes
Wages - Other Comp Ops	512610	Homes
Wages - Overtime Operations	511510	Homes
Insurance - General Liability	570400	Homes
Insurance - Umbrella	570500	Homes
Procurement Card Rebate	577500	Homes
Printing	577000	Homes
Other Supplies	582900	Homes
Telephone - Mobile/Pager	584100	Homes
Travel - Other	585600	Homes
Total Secondary Equipment		
Operations Support		
Depreciation - Support Vehicle	700200	Labor Hours
Depreciation - Equipment	700400	Labor Hours
Depreciation - Leasehold Imprv	700700	Labor Hours
Allocation in	598100	Labor Hours
Building Maintenance	523000	Labor Hours
Grounds Maintenance	523100	Labor Hours
Parts Inventory Expense	521000	Labor Hours
Maintenance Supplies Expense	521100	Labor Hours
Small Tools Expense	521200	Labor Hours
Third Party Repairs	524000	Labor Hours
Third Party Towing	524300	Labor Hours
Taxes - Personal Property	530000	Labor Hours
Rental - Land-Bldg-Office	531000	Labor Hours
Rental - Office Equipment	531100	Labor Hours
Utilities	534000	Labor Hours
Clear Diesel Fuel - On Hwy	535000	Labor Hours
Gasoline	535100	Labor Hours
Vehicle License, Fees, Permits	537500	Labor Hours
Other Transportation Costs	537900	Labor Hours
Temporary Agency Labor	516100	Labor Hours
Employer 401K Matching	514000	Labor Hours
Safety Program Expense	514300	Labor Hours
Group Insurance - WMI	513000	Labor Hours
Workers Compensation - Premium	513100	Labor Hours
Employee Relocation Expense	518000	Labor Hours
Employment Fees	518100	Labor Hours
Employee & Community Activity	518200	Labor Hours
Medical Expense	518300	Labor Hours
Uniforms	518400	Labor Hours
Other Employee Costs	518900	Labor Hours
Payroll Tax Expense	515000	Labor Hours
Wages - Bonus Operations	512010	Labor Hours
Wages - Bonus Other	512090	Labor Hours
Wages - Comp Absences Ops	512710	Labor Hours
Wages - Hourly Operations	511010	Labor Hours
Wages - Other Comp Ops	512610	Labor Hours
Wages - Overtime Operations	511510	Labor Hours
Wages - Salaried Operations	510510	Labor Hours
Computer Supplies	564000	Labor Hours
PC Expense	564100	Labor Hours
Environmental Compliance	568000	Labor Hours
Insurance - Building	570200	Labor Hours

Insurance - General Liability	570400		Labor Hours
Insurance - Umbrella	570500		Labor Hours
Performance Bond Expense	570900		Labor Hours
License, Fees, Permits	571000		Labor Hours
Miscellaneous	575000		Labor Hours
Procurement Card Rebate	577500		Labor Hours
Postage	576000		Labor Hours
Printing	577000		Labor Hours
Office Supplies	582000		Labor Hours
Tarps	582200		Labor Hours
Other Supplies	582900		Labor Hours
Telephone - Office	584000		Labor Hours
Telephone - Mobile/Pager	584100		Labor Hours
Specialized Operations Equipmt	584200		Labor Hours
Entertainment	585700		Labor Hours
Event Tickets	585800		Labor Hours
Meals	585900		Labor Hours
Travel - Auto	585000		Labor Hours
Travel - Airlines	585100		Labor Hours
Travel - Meals	585200		Labor Hours
Travel - Lodging	585300		Labor Hours
Travel - Other	585600		Labor Hours
Sale of Assets - PS System	599000		Labor Hours
Total Operations Support			
Total Operating Costs			
Gross Profit			
Sales, General, and Administrative			
Advertising	660000		% of Operating Expenses
WRRR Fees			% of Operating Expenses
Rate Case Notification Costs			% of Operating Expenses
Corporate Intangible Charge	705950		% of Operating Expenses
Employee Relocation Expense	618000		% of Operating Expenses
Advertising	660000		% of Operating Expenses
Collection Expense	661500		% of Operating Expenses
Late Fees and Fines Billed	661700		% of Operating Expenses
Bank Charges	662000		% of Operating Expenses
Charitable Contributions	665000		% of Operating Expenses
Charitable Contributions - Svc	665100		% of Operating Expenses
Dues and Subscriptions	667000		% of Operating Expenses
Penalties	669500		% of Operating Expenses
Postage	676000		% of Operating Expenses
Printing	677000		% of Operating Expenses
Consulting Fees	678200		% of Operating Expenses
Allocation of Market Area Overhead			% of Operating Expenses
Allocation of Market Area Customer Service			% of Operating Expenses
Allocation of Corporate & Group Overhead			% of Operating Expenses
Total Sales, General, and Administrative			
EBIT			
Operating Ratio			

Waste Management of Wenatchee

Public Companies

INPUTS - Test Year	
Operating Revenue	7,627,449
Operating Expenses	7,762,848
Investment	2,708,362
Capital Structure-Debt %	61.10%
Capital Structure-Debt Rate	3.93%
Federal Income Tax Rate	21.00%
B&O Tax Rate	1.500%
WUTC Fee	0.510%
City Tax	0.000%
Bad Debts	0.641%
Basis Points - Flotation	0.25%

Yes

Check when input is complete

No

Initial input: Uncheck Checkbox Until Complete

	Test Period	Revenue	%	Revenue Requirement	OR
Residential MSW Revenue	\$	3,140,142	7.00%	\$ 219,810	95.79%
Residential Recycling Revenue	\$	495,540	50.82%	\$ 251,833	99.62%
Residential YW Revenue	\$	96,701	6.60%	\$ 6,382	94.90%
Total Residential	\$	3,732,383	12.81%	\$ 478,026	96.44%
Roll Off Revenue (less Disposal PT)	\$	704,673	12.81%	\$ 90,251	112.64%
Commercial Revenue	\$	1,911,929	0.00%	\$ -	74.44%
Douglas County Fee	\$	188,434		\$ -	
Roll Off Disposal PT Revenue	\$	1,090,030	0.00%	\$ -	
	\$	7,627,449	7.45%	\$ 568,277	94.91%

\$ 568,263

Note:

This is the first rate filing that has separated revenues and costs related to each of the garbage lines of business (residential, commercial and roll off) and the recycling (commercial, roll off, residential and yard waste) lines of business. Prior rate cases, as evidenced in the 2012 filing, did not separately cost out each of the garbage lines of business. Consequently, it was discovered with this filing that the residential garbage, recycling and yard waste rates and roll off lines of business are underperforming and the commercial line of business is overperforming. In order to alleviate this discrepancy and to reduce the historical cross-subsidization by the commercial line of business, the company is proposing that only those lines of business in a loss position should receive the overall revenue requirement due to the company. By doing so, we will avoid "rate shock" to the residential lines of business and avoid the confusion caused by lowering commercial rates at the expense of the residential customers. Over time with future filings this cross-subsidization will decrease.

Rate Case Notification Costs:	Customers	Cost/Letter	Letter	Total Cost
Residential Customers	13,756	\$ 1.00	\$	13,756
Commercial Customers			\$	-
Roll Off Customers (est.)	200	\$ 1.00	\$	200
			\$	13,956

2018 Version Update Changes

- Allows Income Tax Rate Changes.
- Minimizes impact of changes in test-year revenue from resulting revenue requirement.
- Corrects interest rate transposition in LG.

TRUE

Line No.	(a)	(b) Historical	(c) Revenue Change	(b) + (c)		(e) Add: Revenue Sensitive Taxes	(f) Revenue Requirement
				(d) Proforma	(d) + (e)		
1	Operating Revenue	7,627,449	-552,392	8,179,840		15,872	8,195,712
2	Operating Expenses	7,762,848		7,762,848		15,872	7,778,720
3	Operating Income	(135,400)		416,992			\$416,992
4							
5	Interest Expense	65,057		65,057			65,057
6	Income Tax Expense	-	73,906	73,906			73,906
7							
8	Net Income	(200,456)		278,029			278,029
9							
10	Operating Ratio	101.78%		94.90%			94.91%
11							
12							
13	Revenue Requirement						
14		Historical Revenue	7,627,449		Revenue Increase before taxes		552,392
15		Rate Increase	568,263		Rev Sensitive Taxes		15,872
16		Revenue Requirement	8,195,712		Rate Increase		568,263
17							
18	Capital Structure Financing Investment						
19	Type	Percent	Amount	Cost of Capital	Financing Cost	Weighted	Amount
20	Equity	38.90%	1,053,494	26.39%	10.27%		278,029
21	Debt	61.10%	1,654,868	3.93%	2.40%		65,057
22	Total	100.00%	2,708,362		12.67%		343,885
23							
24	Operating Statistics						
25		Before	Income Tax	After	Income Tax		
26							
27	Return on Investment		15.40%		12.67%		
28	Return on Equity		33.41%		26.39%		
29	Operating Ratio		94.90%		94.91%		
30	Profit Margin		5.10%		5.10%		
31	Final turnover		3.02		3.02		
32	Tax Rate		21.00%		21.00%		
33							
34							
35	Revenue Sensitive Taxes Charges						
36		Rate	Taxes				
37	B & O Tax	1.500%	8,981	\$			8,982
38	WUTC Fee	0.510%	3,054	\$			3,054
39	City Tax	0.000%	-				
40	Bad Debts	0.641%	3,837	\$			3,838
41	Revenue Sensitive	2.651%	15,872				
42							
43	Conversion Factor		92.26%				

568,263

Balance Sheet

All numbers in thousands

Period Ending	12/31/2017	12/31/2016	12/31/2015	12/31/2014
---------------	------------	------------	------------	------------

Current Assets

Cash And Cash Equivalents	22,000	32,000	39,000	1,307,000
---------------------------	--------	--------	--------	-----------

Net Receivables	2,374,000	2,132,000	2,094,000	1,937,000
Inventory	96,000	90,000	92,000	106,000
Other Current Assets	132,000	122,000	120,000	176,000
Total Current Assets	2,624,000	2,376,000	2,345,000	3,526,000
Long Term Investments	269,000	320,000	360,000	408,000
Property Plant and Equipment	11,559,000	10,950,000	10,665,000	10,657,000
Goodwill	6,247,000	6,215,000	5,984,000	5,740,000
Intangible Assets	547,000	591,000	477,000	440,000
Other Assets	583,000	407,000	536,000	526,000
Total Assets	21,829,000	20,859,000	20,367,000	21,297,000
Current Liabilities				
Accounts Payable	2,020,000	1,884,000	1,785,000	1,920,000
Short/Current Long Term Debt	739,000	417,000	253,000	1,090,000
Other Current Liabilities	503,000	493,000	472,000	475,000
Total Current Liabilities	3,262,000	2,794,000	2,510,000	3,485,000
Long Term Debt	8,752,000	8,893,000	8,676,000	8,345,000
Other Liabilities	2,525,000	2,370,000	2,423,000	2,240,000
Deferred Long Term Liability Charges	1,248,000	1,482,000	1,391,000	1,338,000
Minority Interest	23,000	23,000	22,000	23,000
Total Liabilities	15,810,000	15,562,000	15,022,000	15,431,000
Stockholders' Equity				
Common Stock	6,000	6,000	6,000	6,000
Retained Earnings	8,588,000	7,388,000	6,939,000	6,888,000
Treasury Stock	(7,516,000)	(6,867,000)	(6,300,000)	(5,636,000)
Capital Surplus	4,933,000	4,850,000	4,827,000	4,585,000
Other Stockholder Equity	8,000	(80,000)	(127,000)	23,000
Total Stockholder Equity	6,019,000	5,297,000	5,345,000	5,866,000
Total Liabilities & Stockholder Equity	21,829,000	20,859,000	20,367,000	21,297,000

Short Term Debt	\$ 739,000	\$ 417,000	\$ 253,000	\$ 1,090,000
Long-Term Debt	\$ 8,752,000	\$ 8,893,000	\$ 8,676,000	\$ 8,345,000
Debt	\$ 9,491,000	\$ 9,310,000	\$ 8,929,000	\$ 9,435,000
Debt	\$ 9,491,000	\$ 9,310,000	\$ 8,929,000	\$ 9,435,000
Equity	\$ 6,019,000	\$ 5,297,000	\$ 5,345,000	\$ 5,866,000
Minority Interest	\$ 23,000	\$ 23,000	\$ 22,000	\$ 23,000
Debt + Equity	\$ 15,533,000	#####	\$ 14,296,000	\$ 15,324,000

Ratio **61.10%** **63.64%** **62.46%** **61.57%**

Income Statement

All numbers in thousands

	Total	12/31/2017	9/30/2017	6/30/2017	3/31/2017	
Revenue						
Total Revenue	14,485,000	3,652,000	3,716,000	3,677,000	3,440,000	10,833,000
Cost of Revenue	9,021,000	2,263,000	2,302,000	2,290,000	2,166,000	6,758,000
Gross Profit	5,464,000	1,389,000	1,414,000	1,387,000	1,274,000	4,075,000
Operating Expenses						
Selling General and Administrative	1,468,000	369,000	356,000	353,000	390,000	1,099,000
Non Recurring	10,000	(3,000)	7,000	5,000	1,000	13,000
Others	1,376,000	345,000	350,000	356,000	325,000	1,031,000
	2,854,000	711,000	713,000	714,000	716,000	2,143,000
Operating Income or Loss	2,610,000	678,000	701,000	673,000	558,000	1,932,000
Total Other Income/Expenses Net	-	-	-	(3,000)	3,000	-
Earnings Before Interest and Taxes	2,191,000	312,000	693,000	660,000	526,000	1,879,000
Interest Expense	363,000	91,000	90,000	90,000	92,000	272,000
Income Before Tax	1,828,000	221,000	603,000	570,000	434,000	1,607,000
Income Tax Expense	242,000	(319,000)	215,000	209,000	137,000	561,000

Minority Interest	<u>64,000</u>		<u>22,000</u>	<u>21,000</u>	<u>21,000</u>	64,000
Net Income From Continuing Ops	1,316,000	323,000	378,000	349,000	266,000	993,000
Net Income	<u>1,381,000</u>	<u>335,000</u>	<u>386,000</u>	<u>362,000</u>	<u>298,000</u>	

Cost of Debt:

Interest Expense \$ 363,000

Short-Term Debt:

Q1 2017	\$ 396,000
Q2 2017	\$ 390,000
Q3 2017	\$ 850,000
Q4 2017	\$ 739,000

Long-Term Debt

Q1 2017	\$ 8,646,000
Q2 2017	\$ 8,667,000
Q3 2017	\$ 8,495,000
Q4 2017	<u>\$ 8,752,000</u>
	#####

Average Debt (quarterly debt/4) \$ 9,233,750

Average Cost of Debt 3.93%

CALCULATION TABLES

	Regression Before Tax Profit Ratio	Regression Less WCDebt	Regression Adjusted BTROE	Regression After Tax ROE	Flotation Costs Basis Points	Adjusted After Tax ROE	Hauler Weighted Cost Equity	Hauler Weighted Cost Equity BFT	Hauler Weighted Cost Debt	Hauler Adjusted BTROE	Hauler Before Tax Profit Ratio	Hauler Before Tax Operating Ratio	Revenue Req Before RevS Taxes		
1	281.63	6.4644	18.21%	3.59%	14.62%	26.25%	0.25%	26.50%	10.31%	13.05%	2.40%	15.45%	5.49%	94.51%	8,213,429
2	281.63	6.4644	18.21%	3.59%	14.62%	26.25%	0.25%	26.50%	10.31%	13.05%	2.40%	15.45%	5.49%	94.51%	8,213,429
3	281.63	6.4644	18.21%	3.59%	14.62%	26.25%	0.25%	26.50%	10.31%	13.05%	2.40%	15.45%	5.49%	94.51%	8,213,429
4	281.63	6.4644	18.21%	3.59%	14.62%	26.25%	0.25%	26.50%	10.31%	13.05%	2.40%	15.45%	5.49%	94.51%	8,213,429
2nd Iteration															
1	303.88	6.1368	18.65%	3.59%	15.06%	27.10%	0.25%	27.35%	10.64%	13.47%	2.40%	15.87%	5.22%	94.78%	8,190,552
2	303.88	6.0495	18.38%	3.59%	14.80%	26.59%	0.25%	26.84%	10.44%	13.22%	2.40%	15.62%	5.14%	94.86%	8,183,431
3	303.88	5.9907	18.20%	3.59%	14.62%	26.25%	0.25%	26.50%	10.31%	13.05%	2.40%	15.45%	5.08%	94.92%	8,178,640
4	303.88	5.9530	18.09%	3.59%	14.50%	26.03%	0.25%	26.28%	10.22%	12.94%	2.40%	15.34%	5.05%	94.95%	8,175,579
3rd Iteration															
1	303.01	6.1488	18.63%	3.59%	15.05%	27.07%	0.25%	27.32%	10.63%	13.45%	2.40%	15.85%	5.23%	94.77%	8,191,392
2	302.74	6.0650	18.36%	3.59%	14.78%	26.55%	0.25%	26.80%	10.42%	13.20%	2.40%	15.60%	5.15%	94.85%	8,184,512
3	302.56	6.0085	18.18%	3.59%	14.59%	26.20%	0.25%	26.45%	10.29%	13.02%	2.40%	15.43%	5.10%	94.90%	8,179,879
4	302.45	5.9724	18.06%	3.59%	14.48%	25.98%	0.25%	26.23%	10.20%	12.91%	2.40%	15.32%	5.06%	94.94%	8,176,916
4th Iteration															
1	303.05	6.1484	18.63%	3.59%	15.05%	27.07%	0.25%	27.32%	10.63%	13.45%	2.40%	15.85%	5.23%	94.77%	8,191,361
2	302.79	6.0645	18.36%	3.59%	14.78%	26.55%	0.25%	26.80%	10.42%	13.20%	2.40%	15.60%	5.15%	94.85%	8,184,473
3	302.61	6.0079	18.18%	3.59%	14.59%	26.20%	0.25%	26.45%	10.29%	13.02%	2.40%	15.43%	5.10%	94.90%	8,179,835
4	302.50	5.9717	18.06%	3.59%	14.48%	25.98%	0.25%	26.23%	10.20%	12.91%	2.40%	15.32%	5.06%	94.94%	8,176,869
5th Iteration															
1	303.05	6.1484	18.63%	3.59%	15.05%	27.07%	0.25%	27.32%	10.63%	13.45%	2.40%	15.85%	5.23%	94.77%	8,191,362
2	302.78	6.0645	18.36%	3.59%	14.78%	26.55%	0.25%	26.80%	10.42%	13.20%	2.40%	15.60%	5.15%	94.85%	8,184,474
3	302.61	6.0079	18.18%	3.59%	14.59%	26.20%	0.25%	26.45%	10.29%	13.02%	2.40%	15.43%	5.10%	94.90%	8,179,836
4	302.49	5.9717	18.06%	3.59%	14.48%	25.98%	0.25%	26.23%	10.20%	12.91%	2.40%	15.32%	5.06%	94.94%	8,176,870
6th Iteration															
1	303.05	6.1484	18.63%	3.59%	15.05%	27.07%	0.25%	27.32%	10.63%	13.45%	2.40%	15.85%	5.23%	94.77%	8,191,362
2	302.78	6.0645	18.36%	3.59%	14.78%	26.55%	0.25%	26.80%	10.42%	13.20%	2.40%	15.60%	5.15%	94.85%	8,184,474
3	302.61	6.0079	18.18%	3.59%	14.59%	26.20%	0.25%	26.45%	10.29%	13.02%	2.40%	15.43%	5.10%	94.90%	8,179,836
4	302.49	5.9717	18.06%	3.59%	14.48%	25.98%	0.25%	26.23%	10.20%	12.91%	2.40%	15.32%	5.06%	94.94%	8,176,870
7th Iteration															
1	303.05	6.1484	18.63%	3.59%	15.05%	27.07%	0.25%	27.32%	10.63%	13.45%	2.40%	15.85%	5.23%	94.77%	8,191,362
2	302.78	6.0645	18.36%	3.59%	14.78%	26.55%	0.25%	26.80%	10.42%	13.20%	2.40%	15.60%	5.15%	94.85%	8,184,474
3	302.61	6.0079	18.18%	3.59%	14.59%	26.20%	0.25%	26.45%	10.29%	13.02%	2.40%	15.43%	5.10%	94.90%	8,179,836
4	302.49	5.9717	18.06%	3.59%	14.48%	25.98%	0.25%	26.23%	10.20%	12.91%	2.40%	15.32%	5.06%	94.94%	8,176,870

Curve Lookup Table		
0	1	Profit Margin
50	2	Operating Ratio
125	3	Percent Chg
401	4	

302.61	Curve turnover
3	Curve No. Used
94.90%	Operating Ratio

@EXP(5.72260*(-.68367*@LN(T)))
 @EXP(5.70827*(-.68367*@LN(T)))
 @EXP(5.69850*(-.68367*@LN(T)))
 @EXP(5.69220*(-.68367*@LN(T)))

Base Utility from LG Sample Study			
	Percent	Cost	Weighted
Debt	56.20%	6.38%	3.59%
Pfd.	9.40%	6.59%	0.62%
Equity	34.40%		
	100.00%		

Regression Results			
Y intercept (1)	5.72260	Y intercept (3)	5.69850
Y intercept (2)	5.70827	Y intercept (4)	5.69220
Slope 0.68367			

Operating Statistics		Pre-tax	After Tax
Return on Investment		15.40%	12.67%
Return on Equity		33.41%	26.39%
Operating Ratio		94.90%	94.91%
Profit Margin		5.10%	5.10%
Final turnover		302.49%	302.49%
Tax Rate		21.00%	21.00%

Revenue Sensitive Taxes (RevS)			
Revenue Increase Before RevS Taxes	Revenue Increase After RevS Taxes	RevS Taxes	Total Revenue Req
585,980	635,132	46,837	8,230,266
585,980	635,132	16,837	8,230,266
585,980	635,132	16,837	8,230,266
585,980	635,132	16,837	8,230,266
563,104	610,337	16,179	8,206,732
555,982	602,618	15,975	8,199,405
551,192	597,425	15,837	8,194,477
548,130	594,107	15,749	8,191,328
563,943	611,246	16,203	8,207,595
557,063	603,789	16,006	8,200,518
552,430	598,768	15,873	8,195,752
549,468	595,557	15,788	8,192,704
563,912	611,213	16,203	8,207,563
557,024	603,747	16,005	8,200,477
552,386	598,720	15,871	8,195,706
549,420	595,505	15,786	8,192,655
563,913	611,214	16,203	8,207,565
557,026	603,749	16,005	8,200,479
552,388	598,722	15,871	8,195,708
549,422	595,507	15,786	8,192,657
563,913	611,214	16,203	8,207,565
557,026	603,749	16,005	8,200,479
552,388	598,722	15,871	8,195,708
549,422	595,507	15,786	8,192,657
563,913	611,214	16,203	8,207,565
557,026	603,749	16,005	8,200,479
552,388	598,722	15,871	8,195,708
549,422	595,507	15,786	8,192,657

WM of Wenatchee

Price Out of Services

May 1, 2017 - April 30, 2018 Test Period

Description	# of Containers	# of Customers	Current Rate	Annual Revenue	Proposed Rate	Pro Forma Annual Revenue	Price Diff.	Revenue Diff.	% INC. (DEC.)
					7.00%				
C3M 32 GAL CAN MSW 1X MO	18	18	\$ 6.84	\$ 1,477	\$ 7.32	\$ 1,581	\$ 0.48	\$ 104	7.02%
C21 1-20 GAL MINI CAN MSW	33	33	\$ 8.46	\$ 3,350	\$ 9.05	\$ 3,584	\$ 0.59	\$ 234	6.97%
C31 1-32 GAL CAN MSW	762	762	\$ 10.84	\$ 99,121	\$ 11.60	\$ 106,070	\$ 0.76	\$ 6,949	7.01%
C32 2-32 GAL CANS MSW	422	211	\$ 15.83	\$ 40,082	\$ 16.94	\$ 42,892	\$ 1.11	\$ 2,811	7.01%
C33 3-32 GAL CANS MSW	33	11	\$ 20.87	\$ 2,755	\$ 22.33	\$ 2,948	\$ 1.46	\$ 193	7.00%
C34 4-32 GAL CANS MSW	4	1	\$ 25.88	\$ 311	\$ 27.69	\$ 332	\$ 1.81	\$ 22	6.99%
C35 5-32 GAL CANS MSW	10	2	\$ 30.89	\$ 741	\$ 33.05	\$ 793	\$ 2.16	\$ 52	6.99%
T5M 35 GAL CART MSW 1X MO	5	5	\$ 7.84	\$ 470	\$ 8.39	\$ 503	\$ 0.55	\$ 33	7.02%
C2T 20 GAL CART MSW	52	52	\$ 9.46	\$ 5,903	\$ 10.12	\$ 6,315	\$ 0.66	\$ 412	6.98%
T51 1-35 GAL CART MSW	2,744	2,744	\$ 12.40	\$ 408,307	\$ 13.27	\$ 436,955	\$ 0.87	\$ 28,647	7.02%
T52 2-35 GAL CARTS MSW	14	7	\$ 24.80	\$ 2,083	\$ 26.54	\$ 2,229	\$ 1.74	\$ 146	7.02%
T54 4-35 GAL CARTS MSW	4	1	\$ 49.60	\$ 595	\$ 53.07	\$ 637	\$ 3.47	\$ 42	7.00%
T61 1-64 GAL CART MSW	4,247	4,247	\$ 17.36	\$ 884,735	\$ 18.58	\$ 946,911	\$ 1.22	\$ 62,176	7.03%
T62 2-64 GAL CARTS MSW	34	17	\$ 34.72	\$ 7,083	\$ 37.15	\$ 7,579	\$ 2.43	\$ 496	7.00%
T91 1-96 GAL CART MSW	5,449	5,449	\$ 22.37	\$ 1,462,730	\$ 23.94	\$ 1,565,389	\$ 1.57	\$ 102,659	7.02%
T92 2-96 GAL CARTS MSW	362	181	\$ 44.74	\$ 97,175	\$ 47.87	\$ 103,974	\$ 3.13	\$ 6,798	7.00%
T93 3-96 GAL CARTS MSW	39	13	\$ 67.11	\$ 10,469	\$ 71.81	\$ 11,202	\$ 4.70	\$ 733	7.00%
T94 4-96 GAL CARTS MSW	8	2	\$ 89.48	\$ 2,148	\$ 95.74	\$ 2,298	\$ 6.26	\$ 150	7.00%
	<u>14,240</u>	<u>13,756</u>		<u>\$ 3,029,535</u>		<u>\$ 3,242,192</u>		<u>\$ 212,656</u>	<u>7.02%</u>
XOR EXTRA BAG, BOX OR CAN	530	530	\$ 3.29	\$ 20,924	\$ 3.50	\$ 22,260	\$ 0.21	\$ 1,336	6.38%
RTR RETURN TRIP CHARGE	257	257	\$ 8.10	\$ 24,980	\$ 8.70	\$ 26,831	\$ 0.60	\$ 1,850	7.41%
D11 1 UNIT DISTANCE 1	26	26	\$ 0.25	\$ 338	\$ 0.30	\$ 406	\$ 0.05	\$ 68	20.00%
D12 1 UNIT DISTANCE 2	18	14	\$ 0.45	\$ 328	\$ 0.50	\$ 364	\$ 0.05	\$ 36	11.11%
D13 1 UNIT DISTANCE 3	9	7	\$ 0.65	\$ 237	\$ 0.70	\$ 255	\$ 0.05	\$ 18	7.69%
D14 1 UNIT DISTANCE 4	2	2	\$ 0.85	\$ 88	\$ 0.90	\$ 94	\$ 0.05	\$ 5	5.88%
D22 2 UNITS DISTANCE 2	2	1	\$ 0.90	\$ 47	\$ 1.00	\$ 52	\$ 0.10	\$ 5	11.11%
D32 3 UNITS DISTANCE 2	1	1	\$ 1.35	\$ 70	\$ 1.50	\$ 78	\$ 0.15	\$ 8	11.11%
D52 5 UNITS DISTANCE 2	5	1	\$ 2.25	\$ 117	\$ 2.50	\$ 130	\$ 0.25	\$ 13	11.11%
DDR DISTANCE DRIVE IN FLAT	172	172	\$ 1.20	\$ 10,733	\$ 1.30	\$ 11,627	\$ 0.10	\$ 894	8.33%
				<u>\$ 57,862</u>		<u>\$ 62,096</u>		<u>\$ 4,234</u>	<u>7.32%</u>
				<u>\$ 3,087,398</u>		<u>\$ 3,304,288</u>		<u>\$ 216,890</u>	<u>7.03%</u>
Balance per G/L				<u>\$ 3,140,142</u>		<u>\$ 3,360,737</u>		<u>\$ 220,595</u>	\$ 219,810
				<u>1.7%</u>		<u>1.7%</u>		<u>1.7%</u>	
					50.82%				
SRV RECYCLE SERVICE ONLY	103	103	\$ 1.40	\$ 1,730	\$ 2.10	\$ 2,596	\$ 0.70	\$ 865	50.00%
Y9E 96 GAL CART RCY EOW	5,139	5,124	\$ 8.40	\$ 516,499	\$ 12.67	\$ 779,053	\$ 4.27	\$ 262,554	50.83%
	<u>5,242</u>	<u>5,227</u>		<u>\$ 518,230</u>		<u>\$ 781,649</u>		<u>\$ 263,419</u>	<u>50.83%</u>
Balance per G/L				<u>\$ 495,540</u>		<u>\$ 747,426</u>		<u>\$ 251,886</u>	50.83%
				<u>-4.4%</u>		<u>-4.4%</u>		<u>-4.4%</u>	\$ 251,833
					6.60%				
SRG YARDWASTE SERVICE ONLY	9	9	\$ 1.40	\$ 151	\$ 1.50	\$ 162	\$ 0.10	\$ 11	7.14%
G91 1-96 GAL CART YDW (average)	797	797	\$ 9.90	\$ 94,684	\$ 10.55	\$ 100,900	\$ 0.65	\$ 6,217	6.57%
Additional Carts	55	55	\$ 4.25	\$ 2,805	\$ 4.50	\$ 2,970	\$ 0.25	\$ 165	5.88%
	<u>861</u>	<u>861</u>		<u>\$ 97,640</u>		<u>\$ 104,032</u>		<u>\$ 6,392</u>	<u>6.55%</u>
Balance per G/L				<u>\$ 96,701</u>		<u>\$ 103,032</u>		<u>\$ 6,331</u>	6.55%
				<u>-1.0%</u>		<u>-1.0%</u>		<u>-1.0%</u>	\$ 6,382

WM of Wenatchee
Commercial Priceout
 May 1, 2017 - April 30, 2018 Test Period

Quantity	Freq.	Customers	Current Rate	Annual Revenue	Pro Forma		Price Diff.	Revenue Diff.	%Inc. (Dec.)
					Proposed Rate	Annual Revenue			
					0.00%				
1AM 1-32 GAL CAN MSW	9	1	9 \$ 4.34	\$ 2,031	\$ 4.34	\$ 2,031	\$ -	\$ -	0.00%
2AM 2-32 GAL CANS MSW	2	1	1 \$ 4.34	\$ 451	\$ 4.34	\$ 451	\$ -	\$ -	0.00%
CM1 35 GAL CART MSW 1X WK	8	1	8 \$ 5.95	\$ 2,475	\$ 5.95	\$ 2,475	\$ -	\$ -	0.00%
1DM 1-64 GAL CART MSW	12	1	12 \$ 7.31	\$ 4,561	\$ 7.31	\$ 4,561	\$ -	\$ -	0.00%
1EM 1-96 GAL CART MSW	103	1	103 \$ 8.59	\$ 46,008	\$ 8.59	\$ 46,008	\$ -	\$ -	0.00%
2EM 2-96 GAL CARTS MSW	24	1	12 \$ 8.59	\$ 10,720	\$ 8.59	\$ 10,720	\$ -	\$ -	0.00%
3EM 3-96 GAL CARTS MSW	15	1	5 \$ 8.59	\$ 6,700	\$ 8.59	\$ 6,700	\$ -	\$ -	0.00%
4EM 4-96 GAL CARTS MSW	4	1	1 \$ 8.59	\$ 1,787	\$ 8.59	\$ 1,787	\$ -	\$ -	0.00%
5EM 5-96 GAL CARTS MSW	5	1	1 \$ 8.59	\$ 2,233	\$ 8.59	\$ 2,233	\$ -	\$ -	0.00%
9EM 9-96 GAL CARTS MSW	18	1	2 \$ 6.00	\$ 5,616	\$ 6.00	\$ 5,616	\$ -	\$ -	0.00%
1FE 1 YD MSW EOW	24	0.5	24 \$ 15.62	\$ 9,747	\$ 15.62	\$ 9,747	\$ -	\$ -	0.00%
111 1-1 YD 1X PER WEEK	92	1	92 \$ 15.62	\$ 74,726	\$ 15.62	\$ 74,726	\$ -	\$ -	0.00%
5FE 1.5 YD MSW EOW	17	0.5	17 \$ 20.01	\$ 8,844	\$ 20.01	\$ 8,844	\$ -	\$ -	0.00%
151 1-1.5 YD 1X PER WEEK	146	1	146 \$ 20.01	\$ 151,916	\$ 20.01	\$ 151,916	\$ -	\$ -	0.00%
251 2-1.5 YD 1X PER WEEK	2	1	1 \$ 20.01	\$ 2,081	\$ 20.01	\$ 2,081	\$ -	\$ -	0.00%
152 1-1.5 YD 2X PER WEEK	1	2	1 \$ 20.01	\$ 2,081	\$ 20.01	\$ 2,081	\$ -	\$ -	0.00%
2FE 2 YD MSW EOW	61	0.5	61 \$ 24.61	\$ 39,031	\$ 24.61	\$ 39,031	\$ -	\$ -	0.00%
121 1-2 YD 1X PER WEEK	152	1	152 \$ 24.61	\$ 194,517	\$ 24.61	\$ 194,517	\$ -	\$ -	0.00%
221 2-2 YD 1X PER WEEK	2	1	1 \$ 24.61	\$ 2,559	\$ 24.61	\$ 2,559	\$ -	\$ -	0.00%
421 4-2 YD 1X PER WEEK	4	1	1 \$ 24.61	\$ 5,119	\$ 24.61	\$ 5,119	\$ -	\$ -	0.00%
621 6-2 YD 1X PER WEEK	12	1	2 \$ 24.61	\$ 15,357	\$ 24.61	\$ 15,357	\$ -	\$ -	0.00%
3FE 3 YD MSW EOW	14	0.5	14 \$ 34.00	\$ 12,376	\$ 34.00	\$ 12,376	\$ -	\$ -	0.00%
131 1-3 YD 1X PER WEEK	106	1	106 \$ 34.00	\$ 187,408	\$ 34.00	\$ 187,408	\$ -	\$ -	0.00%
231 2-3 YD 1X PER WEEK	8	1	4 \$ 34.00	\$ 14,144	\$ 34.00	\$ 14,144	\$ -	\$ -	0.00%
331 3-3 YD 1X PER WEEK	6	1	2 \$ 34.00	\$ 10,608	\$ 34.00	\$ 10,608	\$ -	\$ -	0.00%
431 4-3 YD 1X PER WEEK	16	1	4 \$ 34.00	\$ 28,288	\$ 34.00	\$ 28,288	\$ -	\$ -	0.00%
531 5-3 YD 1X PER WEEK	5	1	1 \$ 34.00	\$ 8,840	\$ 34.00	\$ 8,840	\$ -	\$ -	0.00%
4FM 4 YD MSW 1X MO	8	0.23	8 \$ 43.37	\$ 4,164	\$ 43.37	\$ 4,164	\$ -	\$ -	0.00%
4FE 4 YD MSW EOW	20	0.5	20 \$ 43.37	\$ 22,552	\$ 43.37	\$ 22,552	\$ -	\$ -	0.00%
141 1-4 YD 1X PER WEEK	108	1	108 \$ 43.37	\$ 243,566	\$ 43.37	\$ 243,566	\$ -	\$ -	0.00%
241 2-4 YD 1X PER WEEK	20	1	10 \$ 43.37	\$ 45,105	\$ 43.37	\$ 45,105	\$ -	\$ -	0.00%
341 3-4 YD 1X PER WEEK	3	1	1 \$ 43.37	\$ 6,766	\$ 43.37	\$ 6,766	\$ -	\$ -	0.00%
441 4-4 YD 1X PER WEEK	4	1	1 \$ 43.37	\$ 9,021	\$ 43.37	\$ 9,021	\$ -	\$ -	0.00%
941 9-4 YD 1X PER WEEK	9	1	1 \$ 43.37	\$ 20,297	\$ 43.37	\$ 20,297	\$ -	\$ -	0.00%
142 1-4 YD 2X PER WEEK	1	2	1 \$ 43.37	\$ 4,510	\$ 43.37	\$ 4,510	\$ -	\$ -	0.00%
6FE 6 YD MSW EOW	7	0.5	7 \$ 61.46	\$ 11,186	\$ 61.46	\$ 11,186	\$ -	\$ -	0.00%
161 1-6 YD 1X PER WEEK	62	1	62 \$ 61.46	\$ 198,147	\$ 61.46	\$ 198,147	\$ -	\$ -	0.00%
261 2-6 YD 1X PER WEEK	10	1	5 \$ 61.46	\$ 31,959	\$ 61.46	\$ 31,959	\$ -	\$ -	0.00%
361 3-6 YD 1X PER WEEK	6	1	2 \$ 61.46	\$ 19,176	\$ 61.46	\$ 19,176	\$ -	\$ -	0.00%
561 5-6 YD 1X PER WEEK	5	1	1 \$ 61.46	\$ 15,980	\$ 61.46	\$ 15,980	\$ -	\$ -	0.00%
761 7-6 YD 1X PER WEEK	7	1	1 \$ 61.46	\$ 22,371	\$ 61.46	\$ 22,371	\$ -	\$ -	0.00%
162 1-6 YD 2X PER WEEK	1	2	1 \$ 61.46	\$ 6,392	\$ 61.46	\$ 6,392	\$ -	\$ -	0.00%
262 2-6 YD 2X PER WEEK	4	2	2 \$ 61.46	\$ 25,567	\$ 61.46	\$ 25,567	\$ -	\$ -	0.00%
8FE 8 YD MSW EOW	4	0.5	4 \$ 79.68	\$ 8,287	\$ 79.68	\$ 8,287	\$ -	\$ -	0.00%
181 1-8 YD 1X PER WEEK	51	1	51 \$ 79.68	\$ 211,311	\$ 79.68	\$ 211,311	\$ -	\$ -	0.00%
281 2-8 YD 1X PER WEEK	20	1	10 \$ 79.68	\$ 82,867	\$ 79.68	\$ 82,867	\$ -	\$ -	0.00%
381 3-8 YD 1X PER WEEK	12	1	4 \$ 79.68	\$ 49,720	\$ 79.68	\$ 49,720	\$ -	\$ -	0.00%
182 1-8 YD 2X PER WEEK	2	2	2 \$ 79.68	\$ 16,573	\$ 79.68	\$ 16,573	\$ -	\$ -	0.00%
482 4-8 YD 2X PER WEEK	4	2	1 \$ 79.68	\$ 33,147	\$ 79.68	\$ 33,147	\$ -	\$ -	0.00%
183 1-8 YD 3X PER WEEK	2	3	2 \$ 79.68	\$ 24,860	\$ 79.68	\$ 24,860	\$ -	\$ -	0.00%
6C1 6 YD COMPACTOR 1X WK	2	1	2 \$ 184.51	\$ 19,189	\$ 184.51	\$ 19,189	\$ -	\$ -	0.00%
1,240		1,090		\$ 1,982,941		\$ 1,982,941		\$ -	
Balance per G/L				\$ 1,816,527	\$ 1,816,527	\$ -			
				-8.4%	-8.4%	#DIV/0!			
RCF RENT 35 GAL CART	7	1	7 \$ 1.40	\$ 118	\$ 1.40	\$ 118	\$ -	\$ -	0.00%
RDF RENT 64 GAL CART	13	1	13 \$ 1.70	\$ 265	\$ 1.70	\$ 265	\$ -	\$ -	0.00%
REF RENT 96 GAL CART	113	1	113 \$ 1.80	\$ 2,441	\$ 1.80	\$ 2,441	\$ -	\$ -	0.00%
RE2 RENT 2-96 GAL CARTS	20	1	10 \$ 1.80	\$ 432	\$ 1.80	\$ 432	\$ -	\$ -	0.00%
RE3 RENT 3-96 GAL CARTS	6	1	2 \$ 1.80	\$ 130	\$ 1.80	\$ 130	\$ -	\$ -	0.00%
RE5 RENT 5-96 GAL CARTS	5	1	1 \$ 1.80	\$ 108	\$ 1.80	\$ 108	\$ -	\$ -	0.00%
RE6 RENT 6-96 GAL CARTS	24	1	4 \$ 1.80	\$ 518	\$ 1.80	\$ 518	\$ -	\$ -	0.00%
R1F RENT 1 YD	116	1	116 \$ 4.00	\$ 5,568	\$ 4.00	\$ 5,568	\$ -	\$ -	0.00%
R5F RENT 1.5 YD	164	1	164 \$ 4.20	\$ 8,266	\$ 4.20	\$ 8,266	\$ -	\$ -	0.00%
25F RENT 2-1.5 YD	2	1	1 \$ 4.20	\$ 101	\$ 4.20	\$ 101	\$ -	\$ -	0.00%
R2F RENT 2 YD	223	1	223 \$ 5.10	\$ 13,648	\$ 5.10	\$ 13,648	\$ -	\$ -	0.00%

22F RENT 2-2 YD	4	1	2	\$ 5.10	\$ 245	\$ 5.10	\$ 245	\$ -	\$ -	0.00%
42F RENT 4-2 YD	4	1	1	\$ 5.10	\$ 245	\$ 5.10	\$ 245	\$ -	\$ -	0.00%
62F RENT 6-2 YD	12	1	2	\$ 5.10	\$ 734	\$ 5.10	\$ 734	\$ -	\$ -	0.00%
R3F RENT 3 YD	119	1	119	\$ 6.00	\$ 8,568	\$ 6.00	\$ 8,568	\$ -	\$ -	0.00%
23F RENT 2-3 YD	6	1	3	\$ 6.00	\$ 432	\$ 6.00	\$ 432	\$ -	\$ -	0.00%
43F RENT 4-3 YD	20	1	5	\$ 6.00	\$ 1,440	\$ 6.00	\$ 1,440	\$ -	\$ -	0.00%
53F RENT 5-3 YD	10	1	2	\$ 6.00	\$ 720	\$ 6.00	\$ 720	\$ -	\$ -	0.00%
R4F RENT 4 YD	136	1	136	\$ 7.00	\$ 11,424	\$ 7.00	\$ 11,424	\$ -	\$ -	0.00%
24F RENT 2-4 YD	18	1	9	\$ 7.00	\$ 1,512	\$ 7.00	\$ 1,512	\$ -	\$ -	0.00%
34F RENT 3-4 YD	3	1	1	\$ 7.00	\$ 252	\$ 7.00	\$ 252	\$ -	\$ -	0.00%
44F RENT 4-4 YD	12	1	3	\$ 7.00	\$ 1,008	\$ 7.00	\$ 1,008	\$ -	\$ -	0.00%
54F RENT 5-4 YD	5	1	1	\$ 7.00	\$ 420	\$ 7.00	\$ 420	\$ -	\$ -	0.00%
R6F RENT 6 YD	88	1	88	\$ 8.30	\$ 8,765	\$ 8.30	\$ 8,765	\$ -	\$ -	0.00%
26F RENT 2-6 YD	6	1	3	\$ 8.30	\$ 598	\$ 8.30	\$ 598	\$ -	\$ -	0.00%
36F RENT 3-6 YD	6	1	2	\$ 8.30	\$ 598	\$ 8.30	\$ 598	\$ -	\$ -	0.00%
56F RENT 5-6 YD	5	1	1	\$ 8.30	\$ 498	\$ 8.30	\$ 498	\$ -	\$ -	0.00%
76F RENT 7-6 YD	7	1	1	\$ 8.30	\$ 697	\$ 8.30	\$ 697	\$ -	\$ -	0.00%
R8F RENT 8 YD	60	1	60	\$ 9.30	\$ 6,696	\$ 9.30	\$ 6,696	\$ -	\$ -	0.00%
28F RENT 2-8 YD	22	1	11	\$ 9.30	\$ 2,455	\$ 9.30	\$ 2,455	\$ -	\$ -	0.00%
38F RENT 3-8 YD	9	1	3	\$ 9.30	\$ 1,004	\$ 9.30	\$ 1,004	\$ -	\$ -	0.00%
48F RENT 4-8 YD	4	1	1	\$ 9.30	\$ 446	\$ 9.30	\$ 446	\$ -	\$ -	0.00%
	1,249		1,108		\$ 80,351		\$ 80,351		\$ -	

R1T RENT 1 YD TEMP	1	15	1	\$ 1.50	\$ 270	\$ 1.50	\$ 270	\$ -	\$ -	0.00%
R5T RENT 1.5 YD TEMP	1	15	1	\$ 1.50	\$ 270	\$ 1.50	\$ 270	\$ -	\$ -	0.00%
R2T RENT 2 YD TEMP	6	15	6	\$ 1.50	\$ 1,620	\$ 1.50	\$ 1,620	\$ -	\$ -	0.00%
R3T RENT 3 YD TEMP	10	15	10	\$ 1.50	\$ 2,700	\$ 1.50	\$ 2,700	\$ -	\$ -	0.00%
R4T RENT 4 YD TEMP	16	15	16	\$ 1.50	\$ 4,320	\$ 1.50	\$ 4,320	\$ -	\$ -	0.00%
R6T RENT 6 YD TEMP	14	15	14	\$ 1.50	\$ 3,780	\$ 1.50	\$ 3,780	\$ -	\$ -	0.00%
R8T RENT 8 YD TEMP	10	15	10	\$ 1.50	\$ 2,700	\$ 1.50	\$ 2,700	\$ -	\$ -	0.00%
					\$ 15,660		\$ 15,660		\$ -	
					\$ 96,011		\$ 96,011		\$ -	
					\$ 95,402		\$ 95,402		\$ -	
					-0.6%		-0.6%		#DIV/0!	

Balance per G/L

WM of Wenatchee
Price Out of Services
 May 1, 2017 - April 30, 2018 Test Period

SVCODE	SVDESC	Quantity	Current Rate	Annual Revenue	Proposed Rate	Pro Forma		Revenue Diff.	% Inc. (Dec.)	
						Annual Revenue	Price Diff.			
Rolloff Garbage - All Counties						13.10%		12.81%		
200	20 YD ROLLOFF	288	\$ 114.40	\$ 32,947	\$ 129.40	\$ 37,267	\$ 15.00	\$ 4,320	13.11%	
300	30 YD ROLLOFF	1,651	\$ 114.40	\$ 188,874	\$ 129.40	\$ 213,639	\$ 15.00	\$ 24,765	13.11%	
400	40 YD ROLLOFF	20	\$ 114.40	\$ 2,288	\$ 129.40	\$ 2,588	\$ 15.00	\$ 300	13.11%	
500	50 YD ROLLOFF	31	\$ 114.40	\$ 3,546	\$ 129.40	\$ 4,011	\$ 15.00	\$ 465	13.11%	
15T	15 YD ROLLOFF TEMPORARY	26	\$ 125.60	\$ 3,266	\$ 142.10	\$ 3,695	\$ 16.50	\$ 429	13.14%	
25T	20 YD ROLLOFF TEMPORARY	521	\$ 125.60	\$ 65,438	\$ 142.10	\$ 74,034	\$ 16.50	\$ 8,596	13.14%	
25T	25 YD ROLLOFF TEMPORARY	1	\$ 125.60	\$ 126	\$ 142.10	\$ 142	\$ 16.50	\$ 17	13.14%	
30T	30 YD ROLLOFF TEMPORARY	802	\$ 125.60	\$ 100,731	\$ 142.10	\$ 113,964	\$ 16.50	\$ 13,233	13.14%	
40T	40 YD ROLLOFF TEMPORARY	86	\$ 125.60	\$ 10,802	\$ 142.10	\$ 12,221	\$ 16.50	\$ 1,419	13.14%	
50T	50 YD ROLLOFF TEMPORARY	10	\$ 125.60	\$ 1,256	\$ 142.10	\$ 1,421	\$ 16.50	\$ 165	13.14%	
15C	15 YD COMPACTOR	3	\$ 120.10	\$ 360	\$ 135.80	\$ 407	\$ 15.70	\$ 47	13.07%	
25C	25 YD COMPACTOR	165	\$ 120.10	\$ 19,817	\$ 135.80	\$ 22,407	\$ 15.70	\$ 2,591	13.07%	
30C	30 YD COMPACTOR	226	\$ 120.10	\$ 27,143	\$ 135.80	\$ 30,691	\$ 15.70	\$ 3,548	13.07%	
40C	40 YD COMPACTOR	31	\$ 120.10	\$ 3,723	\$ 135.80	\$ 4,210	\$ 15.70	\$ 487	13.07%	
		3,861		\$ 460,316		\$520,698		\$ 60,382	13.12%	
D30	DELIVERY	373	\$ 51.20	\$ 19,098	\$ 57.90	\$ 21,597	\$ 6.70	\$ 2,499	13.09%	
D20	CONNECT/DISCONNECT	320	\$ 27.90	\$ 8,928	\$ 31.60	\$ 10,112	\$ 3.70	\$ 1,184	13.26%	
	Time Hauls	214	\$ 100.50	\$ 21,507	\$ 113.70	\$ 24,332	\$ 13.20	\$ 2,825	13.13%	
MLG	MILEAGE CHARGE PER UNIT	40,522	\$ 2.50	\$ 101,305	\$ 2.80	\$ 113,462	\$ 0.30	\$ 12,157	12.00%	
		41,429		\$ 150,838		\$169,502		\$ 18,665	12.37%	
				\$ 611,154		\$690,200		\$ 79,046		
	<i>Total per WTB</i>			\$ 615,063		\$694,615		\$ 79,552		
	<i>% difference</i>			-0.64%		-0.64%		-0.64%		
Roll Off Rent						12.81%				
RY0	RENT 20 YD ROLLOFF	4	\$ 40.80	\$ 163	\$ 46.00	\$ 184	\$ 5.20	\$ 21	12.75%	
	RENT 30 YD ROLLOFF	580	\$ 47.70	\$ 27,666	\$ 53.80	\$ 31,204	\$ 6.10	\$ 3,538	12.79%	
THY	RENT 40 YD ROLLOFF	15	\$ 54.50	\$ 818	\$ 61.50	\$ 923	\$ 7.00	\$ 105	12.84%	
	RENT 50 YD ROLLOFF	12	\$ 61.30	\$ 736	\$ 69.20	\$ 830	\$ 7.90	\$ 95	12.89%	
	RENT 15 YD TEMPORARY	1,476	\$ 1.50	\$ 2,214	\$ 1.70	\$ 2,509	\$ 0.20	\$ 295	13.33%	
	RENT 20 YD TEMPORARY	11,844	\$ 1.60	\$ 18,950	\$ 1.80	\$ 21,319	\$ 0.20	\$ 2,369	12.50%	
	RENT 25 YD TEMPORARY	72	\$ 1.80	\$ 130	\$ 2.00	\$ 144	\$ 0.20	\$ 14	11.11%	
	RENT 30 YD TEMPORARY	16,668	\$ 1.90	\$ 31,669	\$ 2.10	\$ 35,003	\$ 0.20	\$ 3,334	10.53%	
	RENT 40 YD TEMPORARY	2,934	\$ 2.20	\$ 6,455	\$ 2.50	\$ 7,335	\$ 0.30	\$ 880	13.64%	
RY2	RENT 50 YD TEMPORARY	216	\$ 2.40	\$ 518	\$ 2.70	\$ 583	\$ 0.30	\$ 65	12.50%	
		33,821		\$ 89,319		\$100,034		\$ 10,716	12.00%	
				\$ 89,319		\$100,034		\$ 10,716		
	<i>Total per WTB</i>			\$ 89,609		\$100,360		\$ 10,750		
	<i>% difference</i>			-0.33%		-0.33%		-0.33%		
				\$ 700,473		\$790,234		\$ 89,762	12.81%	\$ 90,251

PERIOD (Multiple Items)

Waste Management of Wenatchee

Designated information is confidential per WAC 480-07-160

Sum of Sum of SVCHRG	Column Labels		Grand Total
Row Labels	Non-WUTC	WUTC	Grand Total

AUTO PRORATE CM FEL			Commercial Collection
AUTO PRORATE CM FEL RCY			Commercial Collection Rcy
AUTO PRORATE RMO CM FEL RCY			Commercial Collection RMO
CONTRIBUTION-ACCOUNT CREDIT			Commercial Collection Adjust
CR MANUAL PRORATE CM FEL			Commercial Collection
CR MANUAL PRORATE CM FEL RCY			Commercial Collection Rcy
DR MANUAL PRORATE CM FEL			Commercial Collection
DR MANUAL PRORATE CM FEL RCY			Commercial Collection Rcy
INV ENVIRONMENTAL CM ARR RCY			Commercial Coll Rcy Env Chg
INV LEASE/RENT CM FEL ARREARS			Commercial Rent
INV LEASE/RENT CM FEL RCY ARR			Commercial Collection Rcy
INV RMO CM FEL RCY ARREARS			Commercial Collection RMO
INVOICE CM FEL ARREARS			Commercial Collection
INVOICE CM FEL EXTRA			Commercial Collection
INVOICE CM FEL RCY ARREARS			Commercial Collection Rcy
INVOICE CM FEL RCY EXTRA			Commercial Collection Rcy
INVOICE ENVIRONMENTAL CM ARR			Commercial Coll Rcy Env Chg
INVOICE FUEL CM ARREARS			Commercial Collection Fuel Chg
INVOICE RCR CHG CM RCY ARREAR			Commercial Coll Rcy RCR Fee
REFUSE TAX			
TAX DISPOSAL			
UTILITY TAX			

Grand Total

Financial Statement Revenue	Variance \$	Variance %
-----------------------------	-------------	------------

Commercial Collection
Commercial Rent
Commercial Collection Rcy
Commercial Coll Rcy RCR Fee
Commercial Coll Rcy Env Chg
Commercial Coll Rcy Adjustment
Commercial Collection Fuel Chg
Commercial Collection RMO
Commercial Collection Adjust
Commercial Coll-Franchise Fees
Total

PERIOD (All)

Waste Management of Wenatchee


Designated information is confidential per WAC 480-07-160

Sum of Revenue
Column Labels
Row Labels Non-WUTC WUTC Grand Total

AUTO PRORATE GRN/YDW
AUTO PRORATE RS S/L
AUTO PRORATE RS S/L RCY
CR MANUAL PRORATE RS ORGANICS
CR MANUAL PRORATE RS S/L
CR MANUAL PRORATE RS S/L RCY
DR MANUAL PRORATE RS ORGANICS
DR MANUAL PRORATE RS S/L
DR MANUAL PRORATE RS S/L RCY
INVOICE RS ORGANICS ARREARS
INVOICE RS ORGANICS EXTRA
INVOICE RS REL ARREARS
INVOICE RS S/L ARREARS
INVOICE RS S/L EXTRA
INVOICE RS S/L RCY ARREARS
REBATE RESIDENTIAL RECYCLING
REFUSE TAX
TAX DISPOSAL
UTILITY TAX

Grand Total

Residential Collection
Res Collection - Organics
Residential Collection Rcy
Residential Collection Adjust
Residential Coll-Franchise Fee
Total



PERIOD (All)

Waste Management of Wenatchee


Designated information is confidential per WAC 480-07-160

Sum of Sum of SVCHRG	Column Labels		
Row Labels	Non-WUTC	WUTC	Grand Total

CONTRIBUTION-ACCOUNT CREDIT
 CR MANUAL PRORATE R/O
 DISCOUNT R/O ARREARS
 INV LEASE/RENT R/O ARREARS
 INVOICE FUEL R/O ARREARS
 INVOICE R/O ARREARS
 INVOICE R/O RCY ARREARS
 INVOICE R/O SP WASTE ARREARS
 INVOICE RO ORGANICS ARREARS
 REFUSE TAX
 UTILITY TAX

Grand Total

Roll Off Collection Permanent
 Roll Off Collection Temporary
 Roll Off Collection Spec Waste
 Roll Off Collection Recycling
 Roll Off Fuel Charge
 Compactor/Equipment Rental Rev
 Roll Off Adjustments
 Roll Off Franchise Fees
 Total




Sum of Sum of SVCHRG	Column Labels		
Row Labels	Non-WUTC	WUTC	Grand Total
CHARITABLE CONTRIBUTE DISPOSAL		-\$256	-\$256
DISPOSAL CDL PER TON	\$0		\$0
DISPOSAL FLAT	\$614,513	\$30	\$614,543
DISPOSAL PER TON	\$228,946	\$1,042,934	\$1,271,880
DISPOSAL PER TON RECYCLE	\$30,759	\$17,323	\$48,081
DISPOSAL PER TON SP WASTE		\$21,529	\$21,529
Grand Total	\$874,217	\$1,081,560	\$1,955,777

RENT 30 YD ROLLOFF
RENT 40 YD ROLLOFF
RENT 50 YD ROLLOFF
RENT 15 YD TEMPORARY
RENT 20 YD TEMPORARY
RENT 25 YD TEMPORARY
RENT 30 YD TEMPORARY
RENT 40 YD TEMPORARY
RENT 50 YD TEMPORARY
Rent - Recycle

UTILITY TAX

Total




Quantity

Regulated	Non-Regulated	Total		
<u>MSW</u>	<u>MSW</u>	<u>MSW</u>	<u>Recycle</u>	<u>Total</u>

Roll Off Hauls

Hours per Haul

Total Hours




BUILDINGS	% of Oper.	19.2%	174000
LEASEHOLD IMPROVEMENTS	% of Oper.	19.2%	174500
CONSTRUCTION IN PROGRESS		19.2%	174900

Roll Off:

VEHICLES	Direct		171000
SUPPORT VEHICLES	% of Oper.	21.0%	171100
COMMERCIAL CONTAINERS	Direct		173000
RESI CARTS			173000
MACHINERY & EQUIPMENT	% of Oper.	21.0%	172100
FURNITURE & FIXTURES	% of Oper.	21.0%	175000
BUILDINGS	% of Oper.	21.0%	174000
LEASEHOLD IMPROVEMENTS	% of Oper.	21.0%	174500
CONSTRUCTION IN PROGRESS		21.0%	174900

COMMERCIAL RECYCLING:

VEHICLES - Com1 Recycling	Direct		171000
SUPPORT VEHICLES	% of Oper.	2.6%	171100
COMMERCIAL CONTAINERS	Direct		173000
RESI CARTS			173000
MACHINERY & EQUIPMENT	% of Oper.	2.6%	172100
FURNITURE & FIXTURES	% of Oper.	2.6%	175000
BUILDINGS	% of Oper.	2.6%	174000
LEASEHOLD IMPROVEMENTS	% of Oper.	2.6%	174500
CONSTRUCTION IN PROGRESS	% of Oper.	2.6%	174900



Waste Management of Wenatchee

Net Book Value Detail

Business Unit: 02674 - 02674

Book: FINANCIAL

As of Year 2018, Period 4

Designated information is confidential per WAC 480-07-160

Show All

Print

Date Run: 07/19/18

Time Run: 2:08:48 PM

BU #	Asset	Description	Unit#	GL Acct	Cat	Prod	Qty	VIN	In Svc	Life	Remain Life	Cost	Current Mo Depr	YTD Depr	LTD Depr	NBV
02674	00000080165	LH-Electrical upgrades		174500	LHBLD		1		2015-01-01	88	49	5,638.92	647.03	2,588.12	25,234.28	31,704.64
02674	000000394791	GRAVEL FOR YARD		174500	LHBLD		1		1990-02-15	108	0	13,134.02	-	-	13,134.02	-
02674	000000394787	MOBILE OFFICE SETUP		174500	LHBLD		1		1990-03-15	108	0	1,768.38	-	-	1,768.38	-
02674	000000394789	FREIGHT FOR DELIVERY MO		174500	LHBLD		1		1990-03-15	108	0	2,079.86	-	-	2,079.86	-
02674	000000394786	INSULATED SKIRTING-MO		174500	LHBLD		1		1990-03-15	108	0	1,752.04	-	-	1,752.04	-
02674	000000394788	RUN ELECTRIC TO MOBILE O		174500	LHBLD		1		1990-03-15	108	0	2,042.50	-	-	2,042.50	-
02674	000000394793	YARD GRAVEL NEW OFFICE		174500	LHBLD		1		1990-06-15	108	0	55,877.37	-	-	55,877.37	-
02674	000000394770	POREX		174500	LHBLD		1		1991-12-15	84	0	8,645.14	-	-	8,645.14	-
02674	000000394968	HANDICAP RAMP		174500	LHBLD		1		1992-10-15	72	0	3,349.86	-	-	3,349.86	-
02674	000000394967	MAINT BLDG IMPROVEMENTS		174500	LHBLD		1		1992-11-15	72	0	10,682.82	-	-	10,682.82	-
02674	000000394922	OL LINE REBUILD-PLUMB-CO		174500	LHBLD		1		1993-02-15	60	0	2,109.61	-	-	2,109.61	-
												198,481.82	647.03	2,588.12	126,776.88	31,704.64
02674	000000394818	SHELVING ASSEMBLY		174000	BLDG		1		1994-03-15	60	0	1,132.46	-	-	1,132.46	-
02674	000000394822	FK& INSTALL GATE		174000	BLDG		1		1997-08-15	120	0	6,627.96	-	-	6,627.96	-
02674	000000394773	MINI BLINDS FOR MOBILE		174000	BLDG		1		1990-03-15	240	0	671.88	-	-	671.88	-
02674	000000394750	CARPET & CEIL INSTALL-MOB		174000	BLDG		1		1990-03-15	240	0	779.38	-	-	779.38	-
02674	000000394940	CONSTRUCT ION-ROOF OVER WA		174000	BLDG		1		1995-11-15	120	0	15,006.33	-	-	15,006.33	-
02674	000000394776	DELUXE 4X5.84X24 DEC		174000	BLDG		1		1990-03-15	240	0	3,168.03	-	-	3,168.03	-
02674	000000394819	FABRICATION STAIRS & CATW		174000	BLDG		1		1995-12-15	60	0	3,825.59	-	-	3,825.59	-
02674	000000394775	INSTALL COUNTER TOP & PAN		174000	BLDG		1		1990-03-15	240	0	510.63	-	-	510.63	-
02674	000000394821	INSTALL POWER-SOUTH FENCE		174000	BLDG		1		1996-05-15	120	0	2,899.01	-	-	2,899.01	-
												34,611.27	-	-	34,611.27	-
02674	000000394863	JACKS		172100	ME		2		1992-08-15	85	0	1,655.00	-	-	1,655.00	-
02674	000000800006	FORKLIFT	856291	172100	ME		1	60046	2000-10-23	60	0	35,000.00	-	-	35,000.00	-
02674	000000394912	PLASMA CUTTER		172100	ME		1		1994-05-15	64	0	2,071.68	-	-	2,071.68	-
02674	000000800286	4500 # FORKLIFT	857241	172100	ME		1	69623300	2000-08-09	60	0	29,000.00	-	-	29,000.00	-
02674	000000800833	MOBILE LIFT SYSTEM		172100	ME		1		2012-10-04	60	0	1,212.00	-	-	1,212.00	-
02674	000000394962	OVERHEAD LUBE SYSTEM		172100	ME		1		1992-11-15	82	0	6,789.07	-	-	6,789.07	-
02674	000000394913	VNG4 PRESSURE WASHER		172100	ME		1		1997-10-15	60	0	7,116.01	-	-	7,116.01	-
02674	000000615597	HYSTER FORKLIFT H50XM	858000	172100	ME		1	H177B5630C	2005-05-06	60	0	27,750.59	-	-	27,750.59	-
02674	000000485734	WHEEL LIFT SYSTEM - 3D		172100	ME		1		2002-12-15	60	0	7,494.13	-	-	7,494.13	-
												182,986.64	-	-	182,986.64	-
02674	000000394717	4 YARD CONTAINERS		173000	CONT	120	1		1988-10-15	144	0	355.00	-	-	355.00	-
02674	000000394719	8 YARD CONTAINERS		173000	CONT	120	4		1988-10-15	144	0	2,242.29	-	-	2,242.29	-
02674	000000394845	6 YARD CONTAINERS		173000	CONT	120	2		1988-11-15	144	0	892.00	-	-	892.00	-
02674	000000394770	8 YARD CONTAINERS		173000	CONT	120	2		1988-11-15	144	0	1,120.00	-	-	1,120.00	-
02674	000000394731	4 YARD CONTAINERS		173000	CONT	120	4		1989-10-15	144	0	1,500.00	-	-	1,500.00	-
02674	000000394723	6 YARD CONTAINERS		173000	CONT	120	2		1989-10-15	144	0	1,120.00	-	-	1,120.00	-
02674	000000394727	3 YARD CONTAINERS		173000	CONT	120	10		1990-03-15	144	0	3,450.00	-	-	3,450.00	-
02674	000000394728	6 YARD CONTAINERS		173000	CONT	120	10		1990-03-15	144	0	4,850.00	-	-	4,850.00	-
02674	000000394725	8 YARD CONTAINERS		173000	CONT	120	24		1990-07-15	144	0	13,908.37	-	-	13,908.37	-
02674	000000372581	6 YARD CONTAINERS		173000	CONT	120	3		1990-08-01	144	0	1,080.00	-	-	1,080.00	-
02674	000000394798	2 YARD CONTAINERS		173000	CONT	120	72		1990-09-15	144	0	21,236.00	-	-	21,236.00	-
02674	000000654799	8 YARD CONTAINERS		173000	CONT	120	2		1991-03-15	144	0	1,150.00	-	-	1,150.00	-
02674	000000394729	6 YARD CONTAINERS		173000	CONT	120	7		1991-11-15	144	0	5,320.00	-	-	5,320.00	-
02674	000000372582	6 YARD CONTAINERS		173000	CONT	120	15		1992-03-31	144	0	7,455.00	-	-	7,455.00	-
02674	000000386712	8 YARD CONTAINERS		173000	CONT	120	7		1992-05-15	144	0	4,305.00	-	-	4,305.00	-
02674	000000394800	3 YARD CONTAINERS		173000	CONT	120	22		1992-06-15	144	0	7,529.76	-	-	7,529.76	-
02674	000000394960	4 YARD CONTAINERS		173000	CONT	120	6		1992-11-15	144	0	3,640.20	-	-	3,640.20	-
02674	000000394847	4 YARD CONTAINERS		173000	CONT	120	12		1993-03-15	120	0	5,004.00	-	-	5,004.00	-
02674	000000394859	8 YARD CONTAINERS		173000	CONT	120	7		1993-03-15	144	0	5,495.00	-	-	5,495.00	-
02674	000000394859	8 YARD CONTAINERS		173000	CONT	120	6		1994-06-15	144	0	3,900.00	-	-	3,900.00	-
02674	000000394873	4 YARD CONTAINERS		173000	CONT	120	12		1994-07-15	144	0	5,160.00	-	-	5,160.00	-
02674	000000394872	8 YARD CONTAINERS		173000	CONT	120	12		1994-07-15	144	0	7,680.00	-	-	7,680.00	-
02674	000000394875	4 YARD CONTAINERS		173000	CONT	120	10		1995-01-15	72	0	4,150.00	-	-	4,150.00	-
02674	000000394945	6 YARD CONTAINERS		173000	CONT	120	1		1995-10-15	144	0	733.32	-	-	733.32	-
02674	000000394885	4 YARD CONTAINERS		173000	CONT	120	5		1996-03-15	144	0	2,299.25	-	-	2,299.25	-
02674	000000394900	8 YARD CONTAINERS		173000	CONT	120	5		1997-10-15	144	0	3,375.00	-	-	3,375.00	-
02674	000000486404	TFW		173000	CONT	120	6	N/A	1998-11-30	144	0	375.00	-	-	375.00	-
02674	000000486405	4 YARD CONTAINERS		173000	CONT	120	10	N/A	1998-11-30	144	0	4,400.00	-	-	4,400.00	-
02674	000000486403	8 YARD CONTAINERS		173000	CONT	120	6	N/A	1998-11-30	144	0	4,110.00	-	-	4,110.00	-
02674	000000486382	TFW		173000	CONT	120	8	CONTAINERS	1999-07-28	144	0	587.24	-	-	587.24	-
02674	000000486414	TFW		173000	CONT	120	2	NA	1999-07-28	144	0	122.08	-	-	122.08	-
02674	000000486416	TFW		173000	CONT	120	2	NA	1999-07-28	144	0	199.36	-	-	199.36	-
02674	000000486381	6 YARD CONTAINERS		173000	CONT	120	8	CONTAINERS	1999-07-28	144	0	3,800.00	-	-	3,800.00	-
02674	000000486415	8 YARD CONTAINERS		173000	CONT	120	2	NA	1999-07-28	144	0	1,290.00	-	-	1,290.00	-
02674	000000486401	TFW		173000	CONT	120	10	FTWV	1999-08-30	144	0	448.80	-	-	448.80	-
02674	000000486408	TFW		173000	CONT	120	8	N/A	1999-08-30	144	0	541.44	-	-	541.44	-
02674	000000486410	TFW		173000	CONT	120	2	N/A	1999-08-30	144	0	135.35	-	-	135.35	-
02674	000000486407	4 YARD CONTAINERS		173000	CONT	120	8	N/A								

02674	00000631255	SALES TAX REVERSAL	173000	CONT	120	5	2005-06-09	96	0	(201.21)	-	-	(201.21)	-	-	-	-	-	-
02674	00000631256	SALES TAX REVERSAL	173000	CONT	120	4	2005-06-09	96	0	(267.20)	-	-	(267.20)	-	-	-	-	-	-
02674	00000631260	SALES TAX REVERSAL	173000	CONT	120	4	2005-06-09	96	0	(267.20)	-	-	(267.20)	-	-	-	-	-	-
02674	00000630595	USE TAX REVERSAL	173000	CONT	120	1	2005-07-06	96	0	(112.00)	-	-	(112.00)	-	-	-	-	-	-
02674	00000630784	USE TAX REVERSAL	173000	CONT	120	6	2005-07-06	96	0	(168.00)	-	-	(168.00)	-	-	-	-	-	-
02674	00000631261	SALES TAX REVERSAL	173000	CONT	120	5	2005-07-06	96	0	(180.00)	-	-	(180.00)	-	-	-	-	-	-
02674	00000631262	SALES TAX REVERSAL	173000	CONT	120	5	2005-07-06	96	0	(180.00)	-	-	(180.00)	-	-	-	-	-	-
02674	00000630328	USE TAX REVERSAL	173000	CONT	120	5	2005-07-29	96	0	(282.00)	-	-	(282.00)	-	-	-	-	-	-
02674	00000630329	USE TAX REVERSAL	173000	CONT	120	2	2005-07-29	96	0	(112.82)	-	-	(112.82)	-	-	-	-	-	-
02674	00000630594	USE TAX REVERSAL	173000	CONT	120	1	2005-07-29	96	0	(294.80)	-	-	(294.80)	-	-	-	-	-	-
02674	00000639021	1 YARD CONTAINERS	173000	CONT	120	40	2006-03-28	144	0	14,851.08	-	-	309.40	14,851.08	-	-	-	-	-
02674	00000639023	6 YARD CONTAINERS	173000	CONT	120	10	2006-03-28	144	0	7,393.81	-	-	154.04	7,393.81	-	-	-	-	-
02674	00000639024	8 YARD CONTAINERS	173000	CONT	120	10	2006-03-28	144	0	9,509.33	-	-	198.11	9,509.33	-	-	-	-	-
02674	00000639022	1.5 YARD CONTAINERS	173000	CONT	120	40	2006-03-28	144	0	16,035.78	-	-	334.08	16,035.78	-	-	-	-	-
02674	00000655859	2 YARD CONTAINERS	173000	CONT	120	6	2007-01-08	144	9	3,000.00	21.67	86.68	2,925.02	194.98	-	-	-	-	-
02674	00000656103	4 YARD CONTAINERS	173000	CONT	120	4	2007-01-08	144	9	3,050.00	21.18	84.72	2,859.37	190.63	-	-	-	-	-
02674	00000656461	6 YARD CONTAINERS	173000	CONT	120	8	2007-06-23	144	12	7,040.88	48.90	195.60	6,454.16	486.72	-	-	-	-	-
02674	00000660737	6 YARD CONTAINERS	173000	CONT	120	8	2007-05-17	144	13	6,080.00	42.22	168.88	5,531.10	548.90	-	-	-	-	-
02674	00000663936	6 YARD CONTAINERS	173000	CONT	120	1	2007-07-31	144	15	760.00	5.28	21.12	680.84	79.16	-	-	-	-	-
02674	00000663696	8 YARD CONTAINERS	173000	CONT	120	7	2007-07-31	144	15	6,223.00	43.22	172.88	5,574.79	648.21	-	-	-	-	-
02674	00000674831	8 YARD CONTAINERS	173000	CONT	120	3	2007-07-31	144	15	2,667.00	18.52	74.08	2,389.18	277.82	-	-	-	-	-
02674	00000670186	2 YARD CONTAINERS	173000	CONT	120	5	2007-12-28	144	20	2,142.43	14.88	59.52	1,844.88	297.55	-	-	-	-	-
02674	00000670184	4 YARD CONTAINERS	173000	CONT	120	8	2007-12-28	144	20	5,039.00	34.99	139.96	4,339.13	699.87	-	-	-	-	-
02674	00000670183	6 YARD CONTAINERS	173000	CONT	120	12	2007-12-28	144	20	2,169.28	15.06	60.24	1,899.92	269.36	-	-	-	-	-
02674	00000683461	8 YARD CONTAINERS	173000	CONT	120	6	2008-08-25	144	28	6,909.04	47.98	191.92	5,565.62	1,343.42	-	-	-	-	-
02674	00000689997	8 YARD CONTAINERS	173000	CONT	120	6	2008-08-25	144	28	(507.04)	(3.52)	(14.08)	(408.44)	(98.60)	-	-	-	-	-
02674	00000800035	2 YARD PLASTIC CONTAINERS	173000	CONT	120	20	2010-10-01	144	54	9,200.00	63.89	255.56	5,750.01	3,449.99	-	-	-	-	-
02674	00000800022	8 YARD CONTAINERS	173000	CONT	120	8	2011-03-25	144	59	7,144.00	53.78	215.12	4,371.11	3,172.89	-	-	-	-	-
02674	00000800026	1 YARD CONTAINERS	173000	CONT	120	11	2011-04-15	144	60	4,148.65	28.81	115.24	2,420.04	1,728.61	-	-	-	-	-
02674	00000800028	3 YARD CONTAINERS	173000	CONT	120	8	2011-04-15	144	60	4,220.67	29.31	117.24	2,462.04	1,758.63	-	-	-	-	-
02674	00000800029	8 YARD CONTAINERS	173000	CONT	120	8	2011-04-15	144	60	2,166.00	15.17	52.48	1,106.01	789.99	-	-	-	-	-
02674	00000800027	1.5 YARD CONTAINERS	173000	CONT	120	9	2011-04-15	144	60	3,899.68	27.08	108.32	2,274.80	1,624.88	-	-	-	-	-
02674	00000800025	2 YARD CONTAINERS	173000	CONT	120	15	2011-04-29	144	60	7,035.00	48.85	195.40	4,103.73	2,931.27	-	-	-	-	-
02674	00000800024	8 YARD CONTAINERS	173000	CONT	120	2	2011-04-29	144	60	1,740.35	13.47	53.88	1,131.86	808.49	-	-	-	-	-
02674	00000800017	1 YARD CONTAINERS	173000	CONT	120	26	2011-08-24	144	64	12,600.00	84.44	344.44	5,600.07	5,999.93	-	-	-	-	-
02674	00000800038	1.5 YARD CONTAINERS	173000	CONT	120	25	2011-08-24	144	64	13,603.93	94.47	377.88	7,557.73	6,046.20	-	-	-	-	-
02674	00000800064	2 YARD CONTAINERS	173000	CONT	120	38	2012-05-02	144	73	23,474.00	163.01	652.04	11,573.98	11,900.02	-	-	-	-	-
02674	00000800108	1 yard front load container	173000	CONT	120	3	2014-06-10	144	98	2,111.63	14.66	58.64	674.53	1,437.10	-	-	-	-	-
02674	00000800109	8 yard front load container	173000	CONT	120	2	2014-06-10	144	98	1,297.27	12.48	49.92	574.12	1,223.15	-	-	-	-	-
02674	00000800114	1.5 front load container	173000	CONT	120	3	2014-06-13	144	98	1,534.94	10.66	42.64	490.33	1,044.61	-	-	-	-	-
02674	00000800113	1 yard front load container	173000	CONT	120	4	2014-06-13	144	98	2,020.58	14.03	56.12	645.45	1,375.13	-	-	-	-	-
02674	00000800115	2 yard front load container	173000	CONT	120	12	2014-06-13	144	98	4,295.87	43.72	174.88	2,011.18	4,284.69	-	-	-	-	-
02674	00000800116	4 yard front load container	173000	CONT	120	7	2014-06-13	144	98	4,628.68	32.14	128.56	1,478.58	3,150.10	-	-	-	-	-
02674	00000800117	8 yard front load container	173000	CONT	120	3	2014-06-13	144	98	2,695.91	18.72	74.88	861.19	1,834.72	-	-	-	-	-
02674	00000800131	1 YARD FRONT LOAD FLAT	173000	CONT	120	3	2014-07-25	144	99	1,566.68	10.88	43.52	489.60	1,077.08	-	-	-	-	-
02674	00000800135	4 YARD FRONT LOAD SLANT	173000	CONT	120	4	2014-07-25	144	99	2,591.24	18.62	74.40	1,142.00	2,479.24	-	-	-	-	-
02674	00000800136	8 YARD FRONT LOAD SLANT	173000	CONT	120	3	2014-07-25	144	99	2,794.74	19.41	77.64	873.36	1,921.38	-	-	-	-	-
02674	00000800132	1.5 YARD FRONT LOAD NESTABLE	173000	CONT	120	2	2014-07-25	144	99	1,040.81	7.37	29.48	331.51	729.30	-	-	-	-	-
02674	00000800133	2 YARD FRONT LOAD SLANT NESTAB	173000	CONT	120	8	2014-07-25	144	99	4,351.11	30.22	120.88	1,359.73	2,991.38	-	-	-	-	-
02674	00000800134	4 YARD FRONT LOAD SLANT NESTAB	173000	CONT	120	5	2014-07-25	144	99	3,427.40	23.80	95.20	1,071.07	2,356.33	-	-	-	-	-
02674	00000800178	4.0 YD CONT	173000	CONT	120	8	2015-03-31	144	107	5,943.70	41.28	165.12	1,527.22	4,416.48	-	-	-	-	-
02674	00000800182	1.5 YD FEL CONT	173000	CONT	120	2	2015-03-31	144	107	1,140.58	7.92	31.68	293.07	847.51	-	-	-	-	-
02674	00000800180	2.0 YD FEL CONT	173000	CONT	120	8	2015-03-31	144	107	4,263.24	33.07	132.36	1,232.62	3,030.62	-	-	-	-	-
02674	00000800176	3.0 YD FEL CONT	173000	CONT	120	7	2015-03-31	144	107	4,929.84	34.24	136.96	1,266.72	3,663.12	-	-	-	-	-
02674	00000800179	3.0 YD FEL CONT	173000	CONT	120	3	2015-03-31	144	107	1,977.22	13.73	54.92	508.04	1,469.18	-	-	-	-	-
02674	00000800175	6.0 YD FEL CATH	173000	CONT	120	4	2015-03-31	144	107	3,894.74	27.05	108.20	1,000.75	2,893.99	-	-	-	-	-
02674	00000800177	6.0 YD FEL CATH	173000	CONT	120	6	2015-03-31	144	107	5,216.21	36.22	144.88	1,340.26	3,875.95	-	-	-	-	-
02674	00000800181	8.0 YD FEL CATH	173000	CONT	120	5	2015-03-31	144	107	5,271.18	36.61	146.44	1,354.43	3,916.75	-	-	-	-	-
02674	00000800199	6 YD FEL CATH	173000	CONT	120	2	2015-08-05	144	112	1,813.62	12.59	50.36	403.01	1,410.61	-	-	-	-	-
02674	00000800200	8 YD FEL CATH	173000	CONT	120	2	2015-08-05	144	112	4,351.11	30.22	120.88	1,359.73	2,991.38	-	-	-	-	-
02674	00000800196	2 YD FEL SLANT	173000	CONT	120	3	2015-08-05	144	112	1,594.09	11.07	44.28	354.24	1,239.85	-	-	-	-	-
02674	00000800197	3 YD FEL SLANT	173000	CONT	120	1	2015-08-05	144	112	568.79	3.95	15.80	126.40	442.39	-	-	-	-	-
02674	00000800198	4 YD FEL SLANT	173000	CONT	120	2	2015-08-05	144	112	1,274.77	8.85	35.40	283.27	991.50	-	-	-	-	-
02674	00000800213	4 YD FEL SLANT GRNDELIVERY BY	173000	CONT	120	10	2015-08-21	144	112	8,737.80	62.68	242.72	1,371.74	6,796.06	-	-	-	-	-
02674	00000800212	2 YD FEL GRN	173000	CONT	120	16	2015-08-31	144	112	8,741.17	60.70	242.80	1,942.47	6,798.70	-	-	-	-	-
02674	00000800210	4 YD FEL GRN	173000	CONT	120	1	2015-08-31	144	112	6,711.56	4.66	18.64	149.23	5,222.33	-	-	-	-	-
02674	00000800211	4 YD FEL GRN	173000	CONT	120	7	2015-08-31	144	112	4,681.11	34.66	137.44	1,099.38	3,017.79	-	-	-	-	-
02674	00000800258	3 YD FEL PLASTIC CONTAINERS WM	173000	CONT	120	4	2015-10-06	144											

02674	00000800304	CART 64 GRNWM LOGO	173000	CONT	190	180	2017-01-24	120	105	8,201.70	67.28	269.12	1,009.24	7,192.46
02674	00000800305	CART 96 GRNWM LOGO	173000	CONT	190	260	2017-01-25	120	105	13,805.23	115.04	460.16	1,725.64	12,079.59
02674	00000800306	350 GRAY	173000	CONT	190	290	2017-02-20	120	106	11,643.68	97.03	389.12	1,643.58	10,265.25
02674	00000800319	96 GALLON GRAY CARTS	173000	CONT	190	387	2017-08-04	120	112	20,398.67	169.99	679.96	1,359.91	19,038.76
02674	00000800320	96 GALLON GREEN CARTS	173000	CONT	190	135	2017-08-04	120	112	7,115.81	59.30	237.20	474.39	6,641.42
										1,826,813.43	4,276.97	17,103.88	993,846.30	381,968.13
											51,311.64			

02674	00000800274	96 GALLON CARTS	173000	CONT	220	468	2003-08-11	60	0	19,901.15	-	-	19,901.15	-
02674	00000800275	96 GALLON CARTS	173000	CONT	220	468	2003-08-11	60	0	19,901.15	-	-	19,901.15	-
02674	00000800272	96 GALLON CARTS	173000	CONT	220	16	2004-06-08	84	0	742.02	-	-	742.02	-
02674	00000504286	AUTOMATED CONTAINER	173000	CONT	220	1	2004-08-14	60	0	19,794.93	-	-	19,794.93	-
02674	00000504287	AUTOMATED CONTAINER	173000	CONT	220	1	2004-08-14	60	0	19,794.93	-	-	19,794.93	-
02674	00000800278	64 GALLON RECYCLE BNS	173000	CONT	220	606	2010-10-21	60	0	25,275.56	-	-	25,275.56	-
02674	00000800018	96 GALLON GREEN CONTAINERS	173000	CONT	220	108	2010-12-10	60	0	5,274.15	-	-	5,274.15	-
02674	00000800082	96 GREEN	173000	CONT	220	60	2013-08-27	120	64	2,906.31	24.22	96.88	1,356.28	1,550.03
02674	000008000120	96 GREEN	173000	CONT	220	63	2014-07-23	120	75	3,130.20	31.30	125.20	1,408.29	2,347.09
02674	00000800207	96 GALLON GREEN CARTS	173000	CONT	220	60	2014-12-29	120	80	2,880.76	24.01	96.04	960.28	1,920.48
02674	00000800193	2 YARD CONTAINERS - Green	173000	CONT	220	8	2014-12-30	144	104	4,138.45	28.74	114.96	1,149.57	2,988.88
02674	00000800194	4 YARD CONTAINERS - Green	173000	CONT	220	5	2014-12-30	144	104	3,505.06	24.34	97.36	973.63	2,531.43
02674	00000800195	8 YARD CONTAINERS - Green	173000	CONT	220	4	2014-12-30	144	104	4,156.49	28.86	115.44	1,154.56	3,001.93
02674	00000800203	96 G GREEN	173000	CONT	220	88	2015-08-21	120	88	4,360.60	36.34	145.36	1,162.83	3,197.77
02674	00000800214	1.5 YD FEL GREEN	173000	CONT	220	10	2015-08-27	144	112	5,333.46	37.04	148.16	1,185.24	4,148.22
02674	00000800217	96 G GREEN	173000	CONT	220	2	2015-08-28	120	88	102.78	0.86	3.44	27.42	75.36
02674	00000800236	3 YD FEL CONTAINER WM GREEN	173000	CONT	220	6	2015-10-26	144	114	2,894.47	20.10	80.40	603.02	2,291.45
02674	00000800237	4 YD FEL CONTAINER WM GREEN	173000	CONT	220	6	2015-10-26	144	114	3,072.20	21.34	85.36	640.07	2,432.13
02674	00000800238	6 YD FEL CONTAINER WM GREEN	173000	CONT	220	6	2015-10-26	144	114	6,614.65	32.05	128.20	961.39	3,653.26
02674	00000800239	8 YD FEL CONTAINER WM GREEN	173000	CONT	220	8	2015-10-26	144	114	6,123.82	47.02	189.08	1,410.56	5,199.12
02674	00000800234	96 GALLON GREEN CARTS	173000	CONT	220	50	2015-11-03	120	91	2,585.35	21.55	86.20	624.81	1,960.54
02674	00000800257	96 GAL GRNWM LOGO (NO 96-4 C	173000	CONT	220	260	2016-04-25	120	96	12,295.54	102.46	409.84	2,459.11	9,836.43
02674	00000800263	96 GAL GRNWM LOGO (NO 96-4 C	173000	CONT	220	127	2016-05-26	120	97	5,937.40	49.48	191.92	1,138.01	4,799.39
02674	00000800271	96 GRNWM LOGO 90320	173000	CONT	220	126	2016-08-04	120	100	6,294.55	52.45	209.80	1,049.07	5,245.48
										186,407.79	582.16	2,328.64	120,067.80	67,339.99

02674	000006476340	96 GALLON CARTS	173000	CONT	230	150	2008-03-28	84	0	8,517.31	-	-	8,517.31	-
02674	000006488493	96 GALLON CARTS	173000	CONT	230	414	2008-03-31	84	0	23,961.03	-	-	23,961.03	-
02674	00000800004	96 GALLON BLUE CONTAINERS	173000	CONT	230	216	2010-05-10	60	0	10,491.75	-	-	10,491.75	-
02674	00000800080	64 GAL BROCHURES	173000	CONT	230	1	2010-10-21	60	0	417.22	-	-	417.22	-
02674	00000800081	64 GAL BROCHURES	173000	CONT	230	720	2010-10-21	60	0	417.22	-	-	417.22	-
02674	00000800279	64 GALLON RECYCLE BNS	173000	CONT	230	720	2010-10-21	60	0	29,517.08	-	-	29,517.08	-
02674	00000800277	64 GAL BROCHURES	173000	CONT	230	560	2010-10-28	60	0	324.50	-	-	324.50	-
02674	00000800276	64 GALLON RECYCLE BNS	173000	CONT	230	60	2010-10-28	60	0	21,737.84	-	-	21,737.84	-
02674	00000800076	64 GALLON RECYCLE BNS	173000	CONT	230	180	2010-10-29	60	0	6,867.71	-	-	6,867.71	-
02674	00000800090	64 GALLON RECYCLE BNS	173000	CONT	230	180	2010-10-29	60	0	6,867.71	-	-	6,867.71	-
02674	00000800019	96 GALLON BLUE CONTAINERS	173000	CONT	230	207	2010-12-10	60	0	10,168.78	-	-	10,168.78	-
02674	00000800071	96 GALLON CONTAINERS	173000	CONT	230	369	2012-10-11	120	54	18,324.98	152.71	610.84	10,078.76	8,246.22
02674	00000800078	96 GAL ASSY & DEL	173000	CONT	230	95	2012-10-22	120	54	537.26	4.48	17.92	295.51	241.75
02674	00000800077	96 GALLON RECYCLE CONTAINERS	173000	CONT	230	95	2012-10-22	120	54	4,764.33	39.70	158.80	2,620.36	2,143.97
02674	00000800089	64 BLUE	173000	CONT	230	100	2013-05-11	120	68	4,278.68	35.66	142.64	1,184.12	2,424.56
02674	00000800121	96 BLUE	173000	CONT	230	99	2014-07-23	120	75	4,584.97	38.21	152.84	1,719.38	2,865.59
02674	00000800208	96 GALLON BLUE CARTS	173000	CONT	230	200	2014-12-29	120	80	9,602.56	80.02	320.08	3,200.84	6,401.72
02674	00000800222	64 GALLON BLUE CONTAINERS	173000	CONT	230	405	2014-12-30	120	80	1,848.75	15.41	61.64	616.27	1,232.48
02674	00000800221	96 GALLON BLUE CONTAINERS	173000	CONT	230	60	2014-12-30	120	80	7,872.81	23.94	95.76	1,915.21	5,957.60
02674	00000800205	65 GALLON BLUE CARTS	173000	CONT	230	300	2014-12-31	120	80	12,325.08	102.71	410.84	4,108.37	8,216.71
02674	00000800216	64 G BLUE	173000	CONT	230	100	2015-08-28	120	88	4,417.49	36.81	147.24	1,177.99	3,239.50
02674	00000800218	96 G BLUE	173000	CONT	230	88	2015-08-28	120	88	4,122.05	37.68	150.72	1,205.86	3,316.19
02674	00000800235	96 GALLON BLUE CARTS	173000	CONT	230	120	2015-11-03	120	91	6,204.85	51.71	206.84	1,499.52	4,705.33
02674	00000800242	96 GAL BLUE CARTS	173000	CONT	230	144	2015-12-28	120	92	7,293.56	60.78	243.12	1,701.82	5,591.74
02674	00000800247	64 BLU MEDWM LOGO MOBIUS LOOP	173000	CONT	230	180	2016-02-22	120	94	7,399.33	61.66	246.64	1,603.19	5,796.14
02674	00000800249	96 BLU MEDWM RECY LOGO DIBL HS	173000	CONT	230	144	2016-02-22	120	94	6,861.68	57.18	228.72	1,486.68	5,375.00
02674	00000800262	64 GAL BLU MEDWM LOGO MOBIUS	173000	CONT	230	180	2016-05-26	120	97	7,296.95	60.81	243.24	1,398.59	5,998.36
02674	00000800264	96 GAL BLU MEDWM RECY LOGO LI	173000	CONT	230	126	2016-05-26	120	97	5,890.66	49.09	196.36	1,129.04	4,761.62
02674	00000800268	64 BLU MEDWM RECY 96#153B	173000	CONT	230	261	2016-08-02	120	100	11,241.44	110.35	441.40	2,206.92	11,034.52
02674	00000800270	64 GAL BLU MEDWM LOGO 6491537	173000	CONT	230	360	2016-08-04	120	100	15,459.52	128.83	515.32	2,576.59	12,882.93
02674	00000800266	CART 96 BLU MEDWM RECY LOGO LI	173000	CONT	230	522	2016-08-12	120	100	26,482.88	220.69	882.76	4,413.81	22,069.07
02674	00000800282	CART 96 BLU MEDWM RECY LOGO LI	173000	CONT	230	522	2016-08-12	120	100	26,482.88	220.69	882.76	4,413.81	22,069.07
02674	00000800284	CART 96 BLU MEDWM RECY LOGO LI	173000	CONT	230	126	2017-10-14	120	114	6,238.79	51.91	207.64	934.34	5,294.45
02674	00000800333	CART 96 GRNWM LOGO	173000	CONT	230	261	2017-10-24	120	114	14,213.96	118.45	477.58	710.70	13,503.26
02674	00000800332	CART 96 BLU MEDWM RECY LOGO LI	173000	CONT	230	261	2017-10-24	120	114	14,213.96	118.45	477.58	710.70	13,503.26
										344,877.87	1,877.98	7,619.28	171,848.92	172,728.66

02674	00000800075	25 YARD CONTAINERS	173000	CONT	260	2	1988-03-31	144	0	5,400.00	-	-	5,400.00	-
02674	00000394801	30 YARD CONTAINERS	173000	CONT	260	4 31672	1990-07-15	144	0	13,046.20	-	-	13,046.20	-
02674	00000394884	STORAGE CONTAINERS	173000	CONT	260	3	1991-05-15	14						

Comparative Balance Sheet

WM of Wenatchee - 02674

As of April 30, 2018

Designated information is confidential per WAC 480-07-160

As of 04/30/2018

As of 04/30/2017

Assets

Current Assets

Cash and Cash Equivalents

Cash

Accounts Receivable - Trade, Net

Accounts Receivable - Trade

Accounts Receivable - Trade - System

Accounts Receivable - Trade - Non System

Accounts Receivable - Trade

Reserve for Bad Debts

Accounts Receivable - Trade, Net

Current Notes and Other Receivables

Other Receivables

Allowance for Other Receivables

Accounts Receivable - Other

Current Notes and Other Receivables


Inventory

Parts Inventory

Tires Inventory

Lubricants Inventory

Inventory



Current Assets

Property, Plant, and Equipment, Net
Property, Plant, and Equipment Cost

Vehicles

- Trucks
- Support Trucks
- Automobiles
- Contra Fixed Assets Costs

Vehicles

Machinery and Equipment

- Landfill Primary Equipment
- Machinery and Equipment
- Aircraft

Machinery and Equipment

Containers

Buildings and Improvements

- Buildings
- Improvements
- Construction in Progress

Buildings and Improvements

Furniture and Fixtures

Property, Plant, and Equipment Cost

Accumulated Depreciation and Amortization

Accumulated Depreciation

Accumulated Landfill Amortization

Accumulated Depreciation and Amortization


Property, Plant, and Equipment, Net

Long-Term Assets

Total Assets

Liabilities

Current Liabilities



Accounts Payable - Other
Other Payables
Other Reclass Items
Accounts Payable - Other

Accounts Payable

Accrued Liabilities

Accrued Wages
Accrued Bonuses
Accrued Wages

Accrued Expenses
Other Accrued Expenses
Accrued Expenses

Accrued Taxes
Accrued Sales and Use Taxes
Franchise Tax Payable
Accrued Disposal taxes
Accrued Liabilities - Other Taxes
Accrued Taxes

Accrued Liabilities


Unearned Revenue

Unearned Collection Revenue
Unearned Commercial Collection Revenue
Unearned Industrial Collection Revenue
Unearned Residential Collection Revenue
Unearned Other Collection Revenue

Unearned Revenue

Current Liabilities

Long-term Liabilities
Long-Term Liabilities



Total Liabilities

Total Equity

Stockholders' Equity

Equity

Preferred Stock

Common Stock

Additional Paid in Capital

Beginning Retained Earnings

Current Year Retained Earnings

Retained Earnings

Equity

Intercompany

Intercompany

Intercompany Investments


Intercompany

Total Stockholders' Equity

Noncontrolling Interest

Total Equity

Total Liabilities and Equity



WM of Wenatchee**Diesel Fuel Costs****May 1, 2017 - April 30, 2018 Test Period****Designated information is confidential per WAC 480-07-160**

Unit	Journal ID	Date	Account	Department	Product	Project	Monetary Amount	Journal Line Description
02674	POA8941300	2017-05-01	535000	600				Accrue Unmatched PO Receipts
02674	APA8947927	2017-05-04	535000	600				AP Voucher Interface
02674	APA8958744	2017-05-05	535000	600				AP Voucher Interface
02674	APA8970761	2017-05-12	535000	600				AP Voucher Interface
02674	APA8991306	2017-05-19	535000	600				AP Voucher Interface
02674	APA9009939	2017-05-25	535000	600				AP Voucher Interface
02674	1961CM124A	2017-05-31	535000	600	300			Petrocard fr 1961
02674	APA9038877	2017-06-03	535000	600				AP Voucher Interface
02674	APA9045100	2017-06-05	535000	600				AP Voucher Interface
02674	APA9059687	2017-06-09	535000	600				AP Voucher Interface
02674	APA9079341	2017-06-12	535000	600				AP Voucher Interface
02674	APA9075892	2017-06-15	535000	600				AP Voucher Interface
02674	APA9099780	2017-06-22	535000	600				AP Voucher Interface
02674	APA9122600	2017-06-29	535000	600				AP Voucher Interface
02674	1961CM124A	2017-06-30	535000	600				Petrocard to 2674
02674	APA9142351	2017-07-06	535000	600				AP Voucher Interface
02674	APA9153048	2017-07-10	535000	600				AP Voucher Interface
02674	APA9169956	2017-07-14	535000	600				AP Voucher Interface
02674	APA9190215	2017-07-20	535000	600				AP Voucher Interface
02674	APA9209016	2017-07-27	535000	600				AP Voucher Interface
02674	APA9236298	2017-08-03	535000	600				AP Voucher Interface
02674	APA9238234	2017-08-04	535000	600				AP Voucher Interface
02674	APA9271431	2017-08-08	535000	600				AP Voucher Interface
02674	APA9259291	2017-08-10	535000	600				AP Voucher Interface
02674	APA9280409	2017-08-17	535000	600				AP Voucher Interface
02674	APA9303464	2017-08-24	535000	600				AP Voucher Interface
02674	APA9323230	2017-08-31	535000	600				AP Voucher Interface
02674	APA9361647	2017-09-01	535000	600				AP Voucher Interface
02674	APA9355127	2017-09-11	535000	600				AP Voucher Interface
02674	APA9359121	2017-09-12	535000	600				AP Voucher Interface
02674	APA9368999	2017-09-14	535000	600				AP Voucher Interface
02674	APA9391583	2017-09-21	535000	600				AP Voucher Interface
02674	APA9417760	2017-09-29	535000	600				AP Voucher Interface
02674	APA9434897	2017-10-04	535000	600				AP Voucher Interface
02674	APA9464566	2017-10-12	535000	600				AP Voucher Interface
02674	APA9492973	2017-10-20	535000	600				AP Voucher Interface
02674	APA9513494	2017-10-26	535000	600				AP Voucher Interface
02674	APA9538530	2017-10-31	535000	600				AP Voucher Interface
02674	APA9555714	2017-11-01	535000	600				AP Voucher Interface
02674	APA9548991	2017-11-06	535000	600				AP Voucher Interface
02674	APA9556366	2017-11-08	535000	600				AP Voucher Interface
02674	APA9571497	2017-11-13	535000	600				AP Voucher Interface
02674	APA9589776	2017-11-17	535000	600				AP Voucher Interface
02674	APA9606711	2017-11-24	535000	600				AP Voucher Interface
02674	APA9633488	2017-11-30	535000	600				AP Voucher Interface
02674	APA9687719	2017-12-06	535000	600				AP Voucher Interface
02674	APA9656530	2017-12-08	535000	600				AP Voucher Interface
02674	APA9662493	2017-12-11	535000	600				AP Voucher Interface
02674	APA9670731	2017-12-13	535000	600				AP Voucher Interface
02674	APA9699449	2017-12-21	535000	600				AP Voucher Interface
02674	APA9721765	2017-12-29	535000	600				AP Voucher Interface
02674	APA9740522	2018-01-04	535000	600				AP Voucher Interface
02674	APA9747055	2018-01-05	535000	600				AP Voucher Interface
02674	APA9775453	2018-01-15	535000	600				AP Voucher Interface
02674	APA9788331	2018-01-18	535000	600				AP Voucher Interface
02674	APA9813863	2018-01-25	535000	600				AP Voucher Interface
02674	APA9842521	2018-01-31	535000	600				AP Voucher Interface
02674	APA9886303	2018-02-06	535000	600				AP Voucher Interface
02674	APA9868065	2018-02-09	535000	600				AP Voucher Interface

02674	APA9864133	2018-02-09	535000	600		AP Voucher Interface
02674	APA9887297	2018-02-15	535000	600		AP Voucher Interface
02674	APA9915426	2018-02-23	535000	600		AP Voucher Interface
02674	APA9936106	2018-02-28	535000	600		AP Voucher Interface
02674	APA9944317	2018-03-03	535000	600		AP Voucher Interface
02674	APA9958446	2018-03-08	535000	600		AP Voucher Interface
02674	APA9966730	2018-03-09	535000	600		AP Voucher Interface
02674	APA9985269	2018-03-15	535000	600		AP Voucher Interface
02674	APA0019293	2018-03-26	535000	600		AP Voucher Interface
02674	APA0038286	2018-03-30	535000	600		AP Voucher Interface
02674	APA0052449	2018-04-04	535000	600		AP Voucher Interface
02674	APA0095508	2018-04-09	535000	600		AP Voucher Interface
02674	APA0084056	2018-04-12	535000	600		AP Voucher Interface
02674	APA0111428	2018-04-20	535000	600		AP Voucher Interface
02674	APA0130024	2018-04-26	535000	600		AP Voucher Interface
02674	POA0155908	2018-04-30	535000	600		Accrue Unmatched PO Receipts
02674	2590JB059C	2018-04-30	535000	600		Petrocard C314691-INAccrual
02674	2590JB059A	2018-04-30	535000	600		POA PetroCard Accrual Reversal

Per PetroCard Fuel Summary Report:

Total Gallons purchased 5/1/2017 - 4/30/2018

Total Cost per Petro Card invoices

Average Cost per gallon

Per PetroCard Fuel Summary Report:

Total Gallons purchased 11/12/2017 - 11/12/2018 (most recent 12 months)

Total Cost per Petro Card invoices

Average Cost per gallon

% increase

<u>Fuel Cost per GL:</u>	<u>Truck Hours</u>	<u>%</u>	<u>Balance/G/L</u>	<u>Reclass Adj</u>	<u>Re-allocated Total</u>	<u>Pro-Forma Adj.</u>	<u>Pro-Forma Balance</u>
Com'l MSW							
Res'l MSW							
Res'l Recy.							
Res'l YW							
Roll Off							
Com'l Recy.							

% Non Regulated

RSYW - Residential Yard Waste

WUTC

Non-Regulated

TOTAL

% WUTC

% Non Regulated



WM of Wenatchee

Re-Allocation of Maintenance and Ops. Support accounts

Designated information is confidential per WAC 480-07-160


<u>Driver</u>			<u>Re-Allocated</u>	
<u>Hours</u>	<u>%</u>	<u>Cost/GL</u>	<u>Cost</u>	<u>Adj.</u>

Primary Maintenance Costs (less fuel):

Com'l MSW
Res'l MSW
Res'l Recy.
Res'l YW
Roll Off
Com'l Recy.

Operations Support:

Com'l MSW
Res'l MSW
Res'l Recy.
Res'l YW
Roll Off
Com'l Recy.



The purpose of this worksheet is to reallocate indirect costs to the appropriate profit centers to better reflect the true cost of operations.

W5GI	
W5GJ	
W5GM	
W5GZ	
RSSY - Residential Sideload Recycling	
W1R1	
W1R2	
W1R4	
W1R6	
W2R1	
W2R2	
W2R3	
W2R4	
W2R6	
W2RZ	
W3R1	
W3R2	
W3R3	
W3R4	
W3R5	
W3R6	
W3RZ	
W4R1	
W4R2	
W4R3	
W4R4	
W4R6	
W4RZ	
W5R1	
W5R3	
W5R4	
W5R6	
W5RZ	
RSYW - Residential Yard Waste	
W1YE	
W2YE	
W2YO	
W3YE	
W3YO	
W4YE	
W4YO	
W5YE	
W5YO	
Grand Total	34,445.72


WM of Wenatchee


Designated information is confidential per WAC 480-07-160


Row Labels	Sum of Non-UTC Hou	Sum of UTC Hou	Sum of Non-UTC Ton	Sum of UTC Ton	Sum of Non-UTC Lift	Sum of UTC Lift	Sum of Non-UTC Stops	Sum of UTC Stops	Sum of Non-UTC Yards (Unit	Sum of UTC Ys	Sum of Non-UTC Homes (Units)	Sum of UTC Hom	Sum of Non-UTC Load	Sum of UTC Load	Sum of Non-UTC Miles	Sum of UTC Miles
------------	--------------------	----------------	--------------------	----------------	---------------------	-----------------	----------------------	------------------	----------------------------	---------------	------------------------------	----------------	---------------------	-----------------	----------------------	------------------


CMFL - Commercial Frontload
CMFY - Commercial Frontload Recycling
RSFL - Residential Frontload
RSSY - Residential Sideload Recycling
RSYW - Residential Yard Waste
Grand Total


UTC:
Yards
Hours
Homes
Stops
Tons
Lifts
Miles
Loads















































































































































WM of Wenatchee

Designated information is confidential per WAC 480-07-160

Minutes Per Stop

CMFL	1.50	
CMFY	1.50	
RSFL	0.20	60
RSSY	0.20	60
RSYW	0.20	60

WM of Wenatchee

62.83%

37.17% 66.17%

33.83%

Designated information is confidential per WAC 480-07-160

Row Labels	Column Labels				
	Sum of monthly lifts		Sum of Monthly Yards		Total Sum of monthly lift: Total Sum of Monthly Yards
	Non UTC	UTC	Non UTC	UTC	
\$1AR					
\$2AR					
\$3AT					
\$4AT					
COMM					
V1E5					
V1RG					
V1Y6					
W11B					
W11N					
W11O					
W15K					
W1GA					
W1GD					
W1GE					
W1GF					
W1GG					
W1GH					
W1GI					
W1GL					
W1GM					
W1R1					
W1R2					
W1R4					
W1R6					
W1YE					
W21B					
W21K					
W21N					
W21O					
W25K					
W2GA					
W2GD					
W2GE					
W2GF					
W2GG					
W2GH					
W2GJ					
W2GL					
W2GM					
W2GZ					
W2R1					
W2R2					
W2R3					
W2R4					
W2R6					
W2RZ					
W2YE					
W2YO					
W31B					
W31K					
W31N					
W31O					
W3GA					
W3GD					
W3GE					
W3GF					

W3GH
W3GI
W3GL
W3GM
W3GZ
W3R1
W3R2
W3R3
W3R4
W3R5
W3R6
W3RZ
W3YE
W3YO
W41N
W41O
W45K
W4C2
W4GA
W4GD
W4GE
W4GF
W4GG
W4GH
W4GI
W4GJ
W4GL
W4GM
W4GZ
W4R1
W4R2
W4R3
W4R4
W4R6
W4RZ
W4YE
W4YO
W51B
W51K
W51N
W51O
W5GA
W5GE
W5GF
W5GG
W5GH
W5GI
W5GJ
W5GM
W5GZ
W5R1
W5R3
W5R4
W5R6
W5RZ
W5YE
W5YO
W8X8
WCDA
WXHS

Grand Total

Waste Management - Wenatchee

Payroll Summary

For the 12 months ended April 30, 2018

Designated information is confidential per WAC 480-07-160

	<u>Total/ WTB</u>	<u>Reclass/Adj. DR(CR)</u>	<u>Adjusted Total/ WTB</u>	<u>Pro Forma Adj. per PR Reg.</u>
<u>Wages:</u>				
Roll Off				
Commercial garbage				
Commercial recycling				
Residential Garbage				
Residential yard waste				
Residential recycling				
Total Drivers				
<u>Container Delivery</u>				
Roll Off				
Commercial garbage				
Commercial recycling				
Residential Garbage				
Residential yard waste				
Residential recycling				
Container Delivery				
Total Drivers				
<u>Primary Maintenance</u>				
Roll Off				
Commercial garbage				
Commercial recycling				
Residential Garbage				
Residential yard waste				
Residential recycling				
Primary Maintenance				
<u>Operations Support</u>				
Roll Off				
Commercial garbage				
Commercial recycling				
Residential Garbage				
Residential yard waste				
Residential recycling				
Operations Support				
Total Wages				
Wage Rate Increases effective April 1st each year				
Test period wage Rates reflect rates effective 4/1/17				
Rate increase of 2% effective 4/1/18				
Est. Rate increase of 2% effective 4/1/19				

Pro Forma % increase in test period wages



**Pro Forma
Wages &
Benefits**





2674 216755
2674 251533
2674 224129
2674 227797

2674 181360
2674 271220
2674 271514
2674 279138
2674 283386

2674 282922
2674 280355

Health Insurance

Drivers

Roll Off
Commercial garbage
Commercial recycling
Residential Garbage
Residential yard waste
Residential recycling

Total Drivers

Primary Maintenance

Roll Off
Commercial garbage
Commercial recycling
Residential Garbage
Residential yard waste
Residential recycling

Secondary Maintenance


Roll Off
Commercial garbage
Commercial recycling
Residential Garbage
Residential yard waste
Residential recycling

Operations Support

Roll Off
Commercial garbage
Commercial recycling
Residential Garbage

Residential yard waste
Residential recycling

Total



283390
283390

283763
283763
283763
283763
283763
283763

083728
083728
083728
083728
083728
083728
083728
083728
083728

261002
261002
261002
261002
261002
261002
261002
261002
261002

271445
271445
271445
271445
271445
271445
271445
271445

081187
081187
081187
081187
081187
081187
081187
081187
081187

083260
083260
083260

083260
083260
083260
083260
083260
083260

143594
143594
143594
143594
143594
143594
143594
143594
143594
143594

150847
150847
150847
150847
150847
150847
150847
150847
150847
150847
150847
150847
150847
150847

180443
180443
180443
180443
180443
180443
180443
180443
180443
180443

247302
247302
247302
247302
247302
247302
247302
247302
247302
247302
247302
247302

257076

283540
283540
283540
283540
283540
283540
283540
283540
283540

083087
083087
083087
083087
083087
083087
083087
083087
083087
083087

184053
184053
184053
184053
184053
184053
184053
184053
184053
184053
184053
184053

249881
249881
249881
249881
249881
249881
249881
249881

274683
274683
274683
274683
274683
274683
274683
274683
274683

083507
083507
083507
083507
083507
083507
083507

198778
198778
198778
198778
198778
198778
198778
198778
198778

212272
212272
212272
212272
212272
212272
212272
212272
212272

276734
276734
276734
276734
276734
276734
276734

083253
083253
083253
083253
083253
083253
083253
083253

255348
255348
255348
255348
255348
255348
255348
255348

216755
216755
216755
216755
216755
216755
216755
216755
216755
216755

181360
181360
181360
181360
181360
181360
181360
181360
181360
181360
181360
181360
181360

224129
224129
224129
224129
224129

227797
227797
227797
227797
227797

271220
271220
271220
271220
271220
271220
271220
271220
271220
271220
271220

271514
271514
271514
271514

271514
271514
271514
271514

283386
283386
283386
283386
283386
283386
283386

279138
279138
279138
279138
279138
279138
279138
279138
279138
279138

282922
282922
282922
282922
282922
282922

280355
280355
280355
280355
280355
280355
280355
280355

Waste Management of Washington

2017 WUTC Regulated Revenue

Calculation of WRRRA Dues

Designated information is confidential per WAC 480-07-160

<u>Billing Co.</u>	<u>BU #</u>	<u>Grand Total</u>	<u>%</u>	<u>WRRRA Annual Dues</u>	<u>% Allowable in Rates</u>
North Soundt/Marysville	2677/4968				
Brem-Air	0029				
Seattle/South Sound	2565/1055				
Skagit	0043				
Wenatchee	2674				
Ellensburg	1815				
Spokane	2681				
Kennewick	1819				
Medical Waste	2947				
Total Regulated Revenue					
<u>Percentage of Operating Expenses</u>					
Residential Garbage					
Residential Yard Waste					
Residential Recycling					
Commercial Garbage					
Roll Off Garbage					

Waste Management - Wenatchee

Bad Debt Expense

Designated information is confidential per WAC 480-07-160

Sum of Amount			Quarter				Grand Total
Unit	Account	Account Desc	1Q	2Q	3Q	4Q	
02674	115020	Bad Debt Write Offs					
	115030	Bad Debt Recoveries					
02674 Total							

Revenues:
 Com'l MSW
 Res'l MSW
 Res'l Recy.
 Res'l YW
 Roll Off
 Com'l Recy.

WASTE MANAGEMENT OF GR. WENATCHEE
2018 DOUGLAS COUNTY SOLID WASTE COLLECTION FEE

months 12

Total 2017 Fee

\$184,547

\$0.006 price/lb.

<u>SERVICE DESCRIPTION</u>	<u>2016 # of Accounts</u>	<u>USOA Lbs./pickup</u>	<u># of pickups</u>	<u>Total Annual Lbs.</u>	<u>Proposed Fee/ Acc't or pickup</u>	<u>Total Fee Collected</u>	<u>2017 Current Rate</u>	<u>Difference</u>	<u>% Diff.</u>
MINI CAN WEEKLY SVC									
1 CAN MONTHLY SVC									
1 CAN WEEKLY SVC									
2 CAN WEEKLY SVC									
3 CAN WEEKLY SVC									
4 CAN WEEKLY SVC									
5 CAN WEEKLY SVC									
6 CAN WEEKLY SVC									
35 GAL CARTS									
35 GAL CARTS									
2-35 GAL CARTS									
64 GAL CARTS									
2-64 GAL CARTS									
96 GAL CARTS									
2-96 GAL CARTS									
3-96 GAL CARTS									
TOTAL RESIDENTIAL									
1 yard container		EOW	1						
1 yard container		Weekly	1						
1.5 yard container		EOW	1						
1.5 yard container		Weekly	1						
2 - 1.5 yard container		Weekly	2						
2 yard container		EOW	1						
2 yard container		Weekly	1						
2 - 2 yard container		Weekly	2						
3 - 2 yard container		Weekly	3						
4 - 2 yard container		Weekly	4						
3 yard container		EOW	1						
3 yard container		Weekly	1						
2 - 3 yard container		Weekly	2						
4 yard container		EOW	1						
4 yard container		M	1						
4 yard container		Weekly	1						
4 yard container		2 x W	1						
2 - 4 yard container		Weekly	1						
6 yard container		Weekly	1						
6 yard container		Weekly	1						
2 - 6 yard container		Weekly	2						
2 - 6 yard container		2 x W	2						
5 - 6 yard container		Weekly	5						
8 yard container		EOW	1						
8 yard container		Weekly	1						
8 yard container		2 x W	1						
8 yard container		3 x w	1						
2 - 8 yard container		Weekly	2						
3 - 8 yard container		Weekly	3						
1 can		Weekly	1						
35 gallon tote		Weekly	1						
64 gallon tote		Weekly	1						
90 gallon tote		Weekly	1						
2 - 90 gallon totes		Weekly	2						
3 - 90 gallon totes		Weekly	3						
4 - 90 gallon totes		Weekly	4						
6 - 90 gallon totes		Weekly	6						

Blend of 1.25/1.3 and 1.5 yard containers

8 - 90 gallon totes	Weekly	8
9 - 90 gallon totes	Weekly	9

15 yard box		1
20 yard box		1
30 yard box		1
40 yard box		1
50 yard box		1
15 yard box (comp.)		1
25 yard box (comp.)		1
30 yard box (comp.)		1
40 yard box (comp.)		1

TOTAL COMMERCIAL & Roll Off

TOTAL



Comm RCY


Wenatchee Landfill CDL	501000
Wenatchee Transfer Station Single Stream	501500

Resi RCY

Dryden Transfer Station MSW
Wenatchee Landfill CDL
Wenatchee Landfill MSW
Wenatchee Transfer Station Single Stream

Roll Off RCY

Michelsens Packaging-OCC / Co-Mingle
Stemilt Compost-YW/clean lumber
Wenatchee Landfill - Wood Leed
Wenatchee Landfill Clean Concrete
Wenatchee Transfer Station Single Stream
Wenatchee Valley Salvage and Recycle



Dryden Transfer Station MSW	86.74	
Ellensburg Transfer Station - MSW		
Grant County Landfill		
Michelsens Packaging	.78/yd	
Michelsens Packaging-OCC / Co-Mingle		
North Central Recovery - MSW	36.54	
Stemilt Compost-YW/clean lumber	0	
Wenatchee Alcoa SpWaste	54.25	
Wenatchee Landfill - Wood Leed	29.7	
Wenatchee Landfill CDL	66	72.77
Wenatchee Landfill City St. Sweep		
Wenatchee Landfill Clean Concrete	6	7.64
Wenatchee Landfill MSW	7.79/yd	69.12
Wenatchee Transfer Station Single Stream		
Wenatchee Valley Salvage and Recycle	0	

Waste Management - Wenatchee

Row Labels	Sum of Tons	Count of Tons/Load
------------	-------------	--------------------

CMFL - Commercial Frontload

Dryden Transfer Station MSW

2017

May

Jun

Jul

Aug

Sep

Oct

Nov

Dec

2018

Jan

Feb

Mar

Apr

Dryden Transfer Station MSW Total

North Central Recovery - MSW

2017

May

Jun

Jul

Aug

Sep

Oct

Nov

Dec

2018

Jan

Feb

Mar

Apr

North Central Recovery - MSW Total

Wenatchee Landfill CDL

2017

May

Jun

Jul

Aug

Sep

Oct

Nov

Dec

2018

Jan

Feb

Mar

Wenatchee Landfill CDL Total

Wenatchee Landfill MSW

2017

May

Jun

Jul

Aug

Sep

Oct



Nov	
Dec	
2018	
Jan	
Feb	
Mar	
Apr	
Wenatchee Landfill MSW Total	
Wenatchee Transfer Station Single Stream	
2017	
May	
Jun	
Jul	
Aug	
Sep	
Oct	
Nov	
Dec	
2018	
Jan	
Feb	
Mar	
Apr	
Wenatchee Transfer Station Single Stream Total	
CMFL - Commercial Frontload Total	
Grand Total	

Row Labels	Sum of Tons	Count of Tons/Load
CMFL - Commercial Frontload		
Dryden Transfer Station MSW		
North Central Recovery - MSW		
Wenatchee Landfill CDL		
Wenatchee Landfill MSW		
Wenatchee Transfer Station Single Stream		
CMFL - Commercial Frontload Total		
Grand Total		

Waste Management - Wenatchee

Row Labels Sum of Tons Count of Tons/Load

RSFL - Residential Frontload
 Dryden Transfer Station MSW
 2017
 May
 Jun
 Jul
 Aug
 Sep
 Oct
 Nov
 Dec
 2018
 Jan
 Feb
 Mar
 Apr
 Dryden Transfer Station MSW Total
 Ellensburg Transfer Station - MSW
 2017
 Jun
 Ellensburg Transfer Station - MSW Total
 Grant County Landfill
 2017
 Dec
 Grant County Landfill Total
 North Central Recovery - MSW
 2017
 Jul
 Aug
 Sep
 Oct
 Nov
 Dec
 2018
 Feb
 Apr
 North Central Recovery - MSW Total
 Wenatchee Landfill CDL
 2017
 May
 Jun
 Jul
 Aug
 Sep
 Oct
 Nov
 Dec
 2018
 Jan
 Feb
 Mar
 Wenatchee Landfill CDL Total
 Wenatchee Landfill Clean Concrete
 2017
 Nov

Row Labels Sum of Tons Count of Tons/Load

RSFL - Residential Frontload

Wenatchee Landfill Clean Concrete Total

Wenatchee Landfill MSW

2017

- May
- Jun
- Jul
- Aug
- Sep
- Oct
- Nov
- Dec

2018

- Jan
- Feb
- Mar
- Apr

Wenatchee Landfill MSW Total

Wenatchee Transfer Station Single Stream

2017

- May
- Jun
- Jul
- Aug
- Sep
- Oct
- Nov
- Dec


2018

- Jan
- Feb
- Mar
- Apr

Wenatchee Transfer Station Single Stream Total

RSFL - Residential Frontload Total

Grand Total



Waste Management - Wenatchee

Row Labels	Sum of Tons	Count of Tons/Load	Row Labels	Sum of Tons	Count of Tons/Load
RSSY - Residential Sideload Recycling			RSSY - Residential Sideload Recycling		
Dryden Transfer Station MSW					
2017					
Aug					
2018					
Apr					
Dryden Transfer Station MSW Total					
Wenatchee Landfill CDL					
2017					
Jun					
Jul					
Oct					
Dec					
Wenatchee Landfill CDL Total					
Wenatchee Landfill MSW					
2017					
May					
Dec					
2018					
Apr					
Wenatchee Landfill MSW Total					
Wenatchee Transfer Station Single Stream					
2017					
May					
Jun					
Jul					
Aug					
Sep					
Oct					
Nov					
Dec					
2018					
Jan					
Feb					
Mar					
Apr					
Wenatchee Transfer Station Single Stream Total					
RSSY - Residential Sideload Recycling Total					
Grand Total					

Waste Management - Wenatchee

Row Labels	Sum of Tons	Count of Tons/Load	Row Labels	Sum of Tons	Count of Tons/Load
RSYW - Residential Yard Waste			RSYW - Residential Yard Waste		
Stemilt Compost-YW/clean lumber					
2017					
May					
Jun					
Jul					
Aug					
Sep					
Oct					
Nov					
Dec					
2018					
Jan					
Feb					
Mar					
Apr					
Stemilt Compost-YW/clean lumber Total					
Wenatchee Landfill CDL					
2017					
Jul					
Aug					
Nov					
Dec					
Wenatchee Landfill CDL Total					
Wenatchee Landfill MSW					
2017					
Aug					
2018					
Jan					
Mar					
Wenatchee Landfill MSW Total					
Wenatchee Transfer Station Single Stream					
2017					
May					
Jun					
Jul					
Aug					
Sep					
Oct					
Nov					
Dec					
2018					
Jan					
Feb					
Mar					
Apr					
Wenatchee Transfer Station Single Stream Total					
RSYW - Residential Yard Waste Total					
Grand Total					

Waste Management - Wenatchee

Row Labels	Sum of Tons	Count of Tons/Load	Row Labels	Sum of Tons	Count of Tons/Load
CMFY - Commercial Frontload Recycling			CMFY - Commercial Frontload Recycling		
Wenatchee Landfill CDL					
2018					
Jan					
Wenatchee Landfill CDL Total					
Wenatchee Transfer Station Single Stream					
2017					
May					
Jun					
Jul					
Aug					
Sep					
Oct					
Nov					
Dec					
2018					
Jan					
Feb					
Mar					
Apr					
Wenatchee Transfer Station Single Stream Total					
CMFY - Commercial Frontload Recycling Total					
Grand Total					

Waste Management - Wenatchee

Row Labels Sum of Tons Count of Tons/Load

RO - Rolloff

Dryden Transfer Station MSW

2017
 May
 Jun
 Jul
 Aug
 Sep
 Oct
 Nov
 Dec

2018
 Jan
 Feb
 Mar
 Apr

Dryden Transfer Station MSW Total

Michelsens Packaging

2017
 Dec
 2018
 Jan

Michelsens Packaging Total

Michelsens Packaging-OCC / Co-Mingle

2017
 May
 Jun
 Jul
 Aug
 Sep
 Oct
 Nov
 Dec

2018
 Jan
 Feb
 Mar
 Apr

Michelsens Packaging-OCC / Co-Mingle Total

North Central Recovery - MSW

2017
 May
 Jun
 Jul
 Aug
 Sep
 Dec

2018
 Apr

North Central Recovery - MSW Total


Stemilt Compost-YW/clean lumber

2017
 May
 Jun
 Jul


Row Labels Sum of Tons Count of Tons/Load

RO - Rolloff

Aug
Sep
Oct
Nov
Dec
2018
Jan
Feb
Mar
Apr
Stemilt Compost-YW/clean lumber Total
Wenatchee Alcoa SpWaste
2017
May
Jun
Oct
2018
Feb
Mar
Apr
Wenatchee Alcoa SpWaste Total
Wenatchee Landfill - Wood Leed
2018
Jan
Wenatchee Landfill - Wood Leed Total
Wenatchee Landfill CDL
2017
May
Jun
Jul
Aug
Sep
Oct
Nov
Dec
2018
Jan
Feb
Mar
Apr
Wenatchee Landfill CDL Total
Wenatchee Landfill City St. Sweep
2017
May
Jun
Jul
Aug
Sep
Oct
Nov
Dec
2018
Jan
Feb
Mar
Apr
Wenatchee Landfill City St. Sweep Total



Wenatchee Landfill Clean Concrete
2017
May
Jun
Wenatchee Landfill Clean Concrete Total
Wenatchee Landfill MSW
2017
May
Jun
Jul
Aug
Sep
Oct
Nov
Dec
2018
Jan
Feb
Mar
Apr
Wenatchee Landfill MSW Total
Wenatchee Transfer Station Single Stream
2017
May
Jun
Jul
Aug
Sep
Oct
Nov
Dec
2018
Jan
Feb
Mar
Apr
Wenatchee Transfer Station Single Stream Total
Wenatchee Valley Salvage and Recycle
2017
May
Jun
Jul
Aug
Sep
Oct
Nov
Dec
2018
Mar
Apr
Wenatchee Valley Salvage and Recycle Total
RO - Rolloff Total
Grand Total



Waste Management - Wenatchee

Unit	Journal ID	Date	Account	Department	Product	Monetary Amount	Journal Line Description
02674	2674KR057A	2017-05-01	502500	500	160		VCT Accrual
02674	2674KR057A	2017-05-01	502500	500	230		VCT Accrual
02674	APA8972076	2017-05-12	502500	500	160		AP Voucher Interface
02674	APA8972076	2017-05-12	502500	500	230		AP Voucher Interface
02674	APA9080672	2017-06-16	502500	500	160		AP Voucher Interface
02674	APA9080672	2017-06-16	502500	500	230		AP Voucher Interface
02674	APA9095606	2017-06-21	502500	500	160		AP Voucher Interface
02674	APA9095606	2017-06-21	502500	500	230		AP Voucher Interface
02674	APA9166289	2017-07-13	502500	500	160		AP Voucher Interface
02674	APA9166289	2017-07-13	502500	500	230		AP Voucher Interface
02674	1961KM057B	2017-09-30	502500	500	160		VCT fr BU1961 July
02674	1961KM057B	2017-09-30	502500	500	230		VCT fr BU1961 July
02674	1961KM057B	2017-09-30	502500	500	160		VCT fr BU1961 June
02674	1961KM057B	2017-09-30	502500	500	230		VCT fr BU1961 June
02674	1961KM057A	2017-09-30	502500	500			VCT fr BU1961 Sept
02674	1961KM057A	2017-09-30	502500	500			VCT fr BU1961 Sept
02674	1961KM057A	2017-10-31	502500	500	160		VCT fr BU1961 Oct
02674	1961KM057A	2017-10-31	502500	500	230		VCT fr BU1961 Oct
02674	1961KM057B	2017-10-31	502500	500	160		VCT fr BU1961 Oct Adj
02674	1961KM057B	2017-10-31	502500	500	230		VCT fr BU1961 Oct Adj
02674	1961KM057A	2017-11-30	502500	500	160		VCT fr BU1961 Nov
02674	1961KM057A	2017-11-30	502500	500	230		VCT fr BU1961 Nov
02674	1961KM057A	2017-12-31	502500	500	160		VCT fr BU1961 Dec
02674	1961KM057A	2017-12-31	502500	500	230		VCT fr BU1961 Dec
02674	1961KM057A	2018-01-31	502500	500	160		VCT fr BU1961 01-2018
02674	1961KM057A	2018-01-31	502500	500	230		VCT fr BU1961 01-2018
02674	APA9936106	2018-02-28	502500	500			AP Voucher Interface
02674	1961KM057A	2018-02-28	502500	500	160		VCT fr BU1961 02-2018
02674	1961KM057A	2018-02-28	502500	500	230		VCT fr BU1961 02-2018
02674	1961KM057B	2018-02-28	502500	500	300		VCT inv1031WSC Smart Center
02674	1961KM057B	2018-02-28	502500	500	300		VCT inv32343 Smart Center
02674	APA9953502	2018-03-06	502500	500			AP Voucher Interface
02674	1961KM057A	2018-03-31	502500	500	160		VCT fr BU1961 03-2018
02674	1961KM057A	2018-03-31	502500	500	230		VCT fr BU1961 03-2018
02674	APA0118385	2018-04-24	502500	500			AP Voucher Interface
02674	2674KM057A	2018-04-30	502500	500	160		VCT Accrual 02-2018
02674	2674KM057A	2018-04-30	502500	500	230		VCT Accrual 02-2018
02674	2674KM057A	2018-04-30	502500	500	160		VCT Accrual 04-2018
02674	2674KM057A	2018-04-30	502500	500	230		VCT Accrual 04-2018
02674	2674KM057A	2018-04-30	502500	500	160		VCT Accrual 07-2017
02674	2674KM057A	2018-04-30	502500	500	230		VCT Accrual 07-2017
02674	2674KM057A	2018-04-30	502500	500	160		VCT Accrual 08-2017
02674	2674KM057A	2018-04-30	502500	500	230		VCT Accrual 08-2017
02674	2674KM057A	2018-04-30	502500	500	160		VCT Accrual 12-2017
02674	2674KM057A	2018-04-30	502500	500	230		VCT Accrual 12-2017
02674	1961KM057A	2018-04-30	502500	500	160		VCT fr BU1961 04-2018
02674	1961KM057A	2018-04-30	502500	500	230		VCT fr BU1961 04-2018
02674	1961KM057B	2018-04-30	502500	500			VCT inv 0107W SMART
02674	1961KM057B	2018-04-30	502500	500			VCT inv 0114W SMART
02674	1961KM057B	2018-04-30	502500	500			VCT inv 0121W SMART
02674	1961KM057B	2018-04-30	502500	500			VCT inv 0131 W SMART
02674	1961KM057B	2018-04-30	502500	500			VCT inv 0211W SMART
02674	1961KM057B	2018-04-30	502500	500			VCT inv 0225W SMART
02674	1961KM057B	2018-04-30	502500	500			VCT inv 0228W SMART
02674	1961KM057B	2018-04-30	502500	500			VCT inv 0304W SMART
02674	1961KM057B	2018-04-30	502500	500			VCT inv 0311W SMART
02674	1961KM057B	2018-04-30	502500	500			VCT inv 0318W SMART
02674	1961KM057B	2018-04-30	502500	500			VCT inv 0325W SMART
02674	1961KM057B	2018-04-30	502500	500			VCT inv 0331W SMART
02674	1961KM057C	2018-04-30	502500	500			VCT Inv-0408W SMART

Waste Management - Wenatchee

Unit	Journal ID	Date	Account	Depart ment	Product	Monetary Amount	Journal Line Description
02674	2674CM055A	2017-06-30	500800	500	120	5,781.00	NCRR April True up
02674	2674CM055A	2017-06-30	500800	500	120	240.00	NCRR April True Up
02674	2674CM055A	2017-06-30	500800	500	120	5,781.00	NCRR May True up
02674	2674KM055A	2017-07-31	500800	500	120	5,010.20	NCRR June True Up
02674	2674KM095A	2017-07-31	500800	500	120	(192.70)	NCRR Payment - April 2017 true
02674	2674KM055B	2017-08-31	500800	500	120	6,294.75	NCRR July True Up
02674	2674KM055B	2017-09-30	500800	500	120	5,863.11	NCRR Aug True Up
02674	2674KM055B	2017-10-31	500800	500	120	4,316.41	NCRR Sept True Up
02674	2674KM055B	2017-11-30	500800	500	120	4,136.55	NCRR Oct True Up
02674	2674KM055B	2017-12-31	500800	500	120	5,035.80	NCRR Nov True Up
02674	2674KM055B	2018-01-31	500800	500	120	4,136.55	NCRR Dec True Up
						<u>46,402.67</u>	
02674	2590PL055A	2017-05-31	500800	500	220	4,340.70	May-17 STE-Stemilt Compost-YWc
02674	2590PL055A	2017-06-30	500800	500	220	3,963.90	Jun-17 STE-Stemilt Compost-YWc
02674	2674CM055A	2017-06-30	500800	500	220	(598.91)	Stemilt April True Up
02674	2674CM055A	2017-06-30	500800	500	220	2.83	Stemilt May True up
02674	2590PL055A	2017-07-31	500800	500	220	2,854.80	Jul-17 STE-Stemilt Compost-YWc
02674	2674KM055A	2017-07-31	500800	500	220	7,956.54	Stemilt June True Up
02674	2590PL055A	2017-08-31	500800	500	220	3,710.10	Aug-17 STE-Stemilt Compost-YWc
02674	2674KM055B	2017-08-31	500800	500	220	474.09	Stemilt July True Up
02674	2674KM055A	2017-08-31	500800	500	220	(843.30)	Stemilt March True Up
02674	2590PL055A	2017-09-30	500800	500	220	3,801.30	Sep-17 STE-Stemilt Compost-YWc
02674	2674KM055B	2017-09-30	500800	500	220	(1,124.95)	Stemilt Aug True Up
02674	2590PL055A	2017-10-31	500800	500	220	3,113.10	Oct-17 STE-Stemilt Compost-YWc
02674	2674KM055B	2017-10-31	500800	500	220	266.05	Stemilt Sept True Up
02674	2590PL055A	2017-11-30	500800	500	220	3,194.70	Nov-17 STE-Stemilt Compost-YWc
02674	2674KM055B	2017-11-30	500800	500	220	342.02	Stemilt Oct True Up
02674	2590PL055A	2017-12-31	500800	500	220	1,629.60	Dec-17 STE-Stemilt Compost-YWc
02674	2674KM055B	2017-12-31	500800	500	220	(213.99)	Stemilt Nov True Up
02674	2590CM055A	2018-01-31	500800	500	220	270.00	ACCR Stemilt Compost-YWclean I
02674	2674KM055B	2018-01-31	500800	500	220	2.12	Stemilt Dec True Up
02674	2590CM055A	2018-02-28	500800	500	220	816.60	ACCR Stemilt Compost-YWclean I
02674	2590CM055A	2018-03-31	500800	500	220	1,363.50	ACCR Stemilt Compost-YWclean I
02674	2590CM055A	2018-04-30	500800	500	220	3,041.10	ACCR Stemilt Compost-YWclean I
02674	2674KM055B	2018-04-30	500800	500	220	(1,617.58)	Stemilt Mar True Up
						<u>36,744.32</u>	
02674	2674CM055A	2017-06-30	500800	500	230	615.93	Stemilt May True up
02674	2674KM055A	2017-08-31	500800	500	230	(26.40)	Stemilt March True Up
						<u>589.53</u>	
						<u>83,736.52</u>	

02674	2590PL055A	2017-05-31	500800	500	260	169.50	May-17 STE-Stemilt Compost-YWc
02674	2590PL055A	2017-06-30	500800	500	260	502.20	Jun-17 STE-Stemilt Compost-YWc
02674	2674CM055A	2017-06-30	500800	500	260	(317.19)	Stemilt April True Up
02674	2674CM055A	2017-06-30	500800	500	260	72.52	Stemilt May True up
02674	2590PL055A	2017-07-31	500800	500	260	409.50	Jul-17 STE-Stemilt Compost-YWc
02674	2674KM055A	2017-07-31	500800	500	260	1,008.04	Stemilt June True Up
02674	2590PL055A	2017-08-31	500800	500	260	580.50	Aug-17 STE-Stemilt Compost-YWc
02674	2674KM055B	2017-08-31	500800	500	260	68.01	Stemilt July True Up
02674	2674KM055A	2017-08-31	500800	500	260	(455.40)	Stemilt March True Up
02674	2590PL055A	2017-09-30	500800	500	260	436.50	Sep-17 STE-Stemilt Compost-YWc
02674	2674KM055B	2017-09-30	500800	500	260	(176.01)	Stemilt Aug True Up
02674	2590PL055A	2017-10-31	500800	500	260	1,115.70	Oct-17 STE-Stemilt Compost-YWc
02674	2674KM055B	2017-10-31	500800	500	260	30.55	Stemilt Sept True Up
02674	2590PL055A	2017-11-30	500800	500	260	1,630.50	Nov-17 STE-Stemilt Compost-YWc
02674	2674KM055B	2017-11-30	500800	500	260	122.58	Stemilt Oct True Up
02674	2590PL055A	2017-12-31	500800	500	260	370.20	Dec-17 STE-Stemilt Compost-YWc
02674	2674KM055B	2017-12-31	500800	500	260	(109.21)	Stemilt Nov True Up
02674	2590CM055A	2018-01-31	500800	500	260	480.90	ACCR Stemilt Compost-YWclean I
02674	2674KM055B	2018-01-31	500800	500	260	0.48	Stemilt Dec True Up
02674	2590CM055A	2018-02-28	500800	500	260	513.60	ACCR Stemilt Compost-YWclean I
02674	2590CM055A	2018-03-31	500800	500	260	735.90	ACCR Stemilt Compost-YWclean I
02674	2590CM055A	2018-04-30	500800	500	260	871.20	ACCR Stemilt Compost-YWclean I
02674	2674KM055B	2018-04-30	500800	500	260	(1,289.10)	Stemilt Mar True Up

6,771.47

44,105.32

90,507.99

Waste Management - Wenatchee

Corporate/Group/Allocation


Designated information is confidential per WAC 480-07-160

Corp. Office <u>2017</u>	Northern Tier Office <u>2017</u>	Total WM <u>Wenatchee</u>
--------------------------------	---	---------------------------------

Non-Allowable Costs

- Bonuses & Commissions
- Employee & Community Activity
- Advertising
- Promotional Items
- Late Fees and Fines Billed
- Political & Charitable Contributions
- Legal Fees/Litigation Settlements
- Lobbying
- Franchise Taxes
- Spousal Travel
- Entertainment/Event Tickets
- Other
- Amortization - Airspace
- Amort - Non Compete

Total Non-Allowable Costs



Total Operating Revenues

Total Operating Expenses (Net of Depreciation)
Total Depreciation

Less: Revenue Reduction (Disposal and Taxes)

Total Operating Expense (net of Disposal and Taxes)

Operating Expense Net of Revenue Reduction and Revenue Taxes

Percentage of Net Operating Expense

Overhead Allocation


Add: RMC Center



**Total
Op. Expense**

**Call Center
Allocation**

- Roll Off
- Coml MSW
- Coml RCY



Resl MSW
Resl RCY
Resl YW



Waste Management - Wenatchee

Designated information is confidential per WAC 480-07-160

	<u>Actual</u> <u>All Products</u> <u>YTD 2017</u>	<u>Actual</u> <u>All Products</u> <u>YTD 2017</u>
	<u>H00001 Consolidated</u> <u>Business Units</u>	<u>G00004 North</u>
Total Operating Revenue		
OP Disposal Costs		
OP Labor Costs		
OP Building & Equipment Costs		
OP Fuel & Transportation Costs		
OP LF & Waste to Energy Costs		
OP Operations Support Costs		
OP Allocations		
OP Other Operating Costs		
Total Operating Expenses		
Less: Disposal		
Operating, net of Disposal		
Total Depr Depletion & Amort Expense		

599000 Sale of Assets - PS System
599050 Sale of Assets - Non-PS System
610510 Wages - Salaried G&A
610590 Wages - Salaried Other
611010 Wages - Hourly G&A
611510 Wages - Overtime G&A
612010 Wages - Bonus G&A
612090 Wages - Bonus Other
612510 Wages - Commissions G&A
612590 Wages - Commissions Other
612610 Wages - Other Comp G&A
612680 Wages - Other Comp Equity
612900 Wages - Other Comp Other
612710 Wages - Comp Absences G&A
612810 Wages - Vacation G&A
612910 Wages - Severance G&A
613000 Group Insurance - WMI
613050 Group Insurance - Non WMI
613100 Workers Compensation - Premium
613150 Workers Compensation - Claims
614000 Employer 401k Matching
614300 Safety Program Expense
614950 Pension Expense - Union
614980 Employee Vehicle Costs
615000 Payroll Tax Expense
616000 Independent Contract Labor
616100 Temporary Agency Labor
618000 Employee Relocation Expense
618100 Employment Fees
618200 Employee & Community Activity
618300 Medical Expense
618400 Uniforms
618900 Other Employee Costs
623000 Building Maintenance
621100 Grounds Maintenance
623900 Other Buildings Maintenance
624000 Third Party Repairs
624400 Third Party Equipment Maint
624900 Other Third Party Maintenance
629900 Other Maintenance
630000 Taxes - Personal Property
630100 Taxes - Real Property
631000 Rental - Land-Bldg-Office
631100 Rental - Office Equipment
631300 Rental - Apartments
632000 Security
634000 Utilities
659000 Capt Internal Admin Costs
660000 Advertising
660500 Promotional Items
661500 Collection Expense
661700 Late Fees and Fines Billed
662000 Bank Charges
662100 Credit Card Fees
663000 401k Administration
664000 Computer Supplies
664100 PS Expense
664200 Hardware Maintenance
664300 Software Maintenance
664400 Hardware Lease Expense
664500 Software License Expense
665000 Charitable Contributions
665500 Political Contributions
666100 Director's Fees
667000 Dues and Subscriptions
667100 Club Dues
667200 Professional Dues
667300 Waste Association Dues
669500 Penalties
670400 Insurance - General Liability
670500 Insurance - Umbrella
670600 Insurance - Directors & Office
670800 Uninsured Losses - Corp Charge
670900 Performance Bond Expense
671000 License, Fees, Permits
672000 Litigation Settlements
673000 Lobbying
674000 Market Development
675000 Miscellaneous
675200 Peard Reconciliation Writeoffs
676000 Postage
677000 Printing
677500 Procurement Card Rebate
678000 Accounting
678100 Computer Support
678200 Consulting Fees
678300 Legal Fees
678400 Public/Investor Relations
678600 Environmental Support
678900 Other Professional Fees
679000 Offsite Storage
681000 Educational Manuals/Pub
681100 Seminars & Education
681200 Conventions/Meetings
681300 Training Expense
681400 Tuition Reimbursement
682000 Office Supplies
682900 Other Supplies
683000 Franchise Taxes
683100 Business Privilege Taxes
683200 Sales Taxes
684000 Telephone - Office
684100 Telephone - Mobile/Pager
684300 Network Communications Expense
685000 Travel - Auto
685100 Travel - Airlines
685150 Travel - Air Fuel
685200 Travel - Meals
685300 Travel - Lodging
685500 Spousal Travel
685600 Travel - Other
685700 Entertainment
685800 Event Tickets
685900 Meals
685950 Meals & Entertainment-100% Ded
689000 Allocation out

698100 Allocation in
700000 Depreciation - Trucks
700300 Depreciation - Containers
700400 Depreciation - Equipment
700500 Depreciation - Office Equip
700600 Depreciation - Buildings
700700 Depreciation - Leasehold Imprv
700750 Depreciation - Land Improvemen
700900 Depreciation - Aircraft
703000 Estimated Depreciation
703500 Allocated Depreciation
704000 Non143 Airspace Amortization
752000 Accruable Restructuring
755200 Unusual Items

Total expenses



Waste Management - Wenatchee

Designated information is confidential per WAC 480-07-160

K00033 Corporate Office
Actual
United States
YTD 2017

9935 North SVP

610510 Wages - Salaried G&A
611010 Wages - Hourly G&A
611510 Wages - Overtime G&A
612010 Wages - Bonus G&A
612610 Wages - Other Comp G
612710 Wages - Comp Absence
612810 Wages - Vacation G&A
613000 Group Insurance - W
614000 Employer 401K Matchi
615000 Payroll Tax Expense
618200 Employee & Community A
664100 PC Expense
667000 Dues and Subscriptions
667100 Club Dues
667200 Professional Dues
675000 Miscellaneous
676000 Postage
678200 Consulting Fees
678900 Other Professional Fees
681100 Seminars & Education
681200 Conventions/Meetings
682000 Office Supplies
684000 Telephone - Office
684100 Telephone - Mobile/Pager
685000 Travel - Auto
685100 Travel - Airlines
685200 Travel - Meals
685300 Travel - Lodging
685500 Spousal Travel
685600 Travel - Other
685700 Entertainment
685900 Meals

Total Operating Costs

Waste Management - Wenatchee


Pacific NW Market Area Overhead

Designated information is confidential per WAC 480-07-160

<u>Account</u>	<u>Description</u>	<u>Department</u>	<u>Oper Unit</u>	<u>Product</u>	<u>Group</u>	<u>Total</u>	<u>Adj.</u>	<u>Adjusted Balance</u>	<u>Pro Forma Adj.</u>	<u>Pro Forma Balance</u>	<u>Allocation Method</u>	<u>Total WM Wenatchee</u>
510510	Wages - Salaried Operatio	700	2	9921	Accounting							
511010	Wages - Hourly Operations	700	2	9921	Accounting							
511010	Wages - Hourly Operations	700		9921	Accounting							
511510	Wages - Overtime Operatio	700	2	9921	Accounting							
511510	Wages - Overtime Operatio	700		9921	Accounting							
512010	Wages - Bonus Operations	700	2	9921	Accounting							
512610	Wages - Other Comp Ops	700	2	9921	Accounting							
512690	Wages - Other Comp Other	700	2	9921	Accounting							
512710	Wages - Comp Absences Ops	700	2	9921	Accounting							
512710	Wages - Comp Absences Ops	700		9921	Accounting							
513000	Group Insurance - WMI	700		9921	Accounting							
513000	Group Insurance - WMI	700	2	9921	Accounting							
513100	Workers Compensation - Pr	700	2	9921	Accounting							
513100	Workers Compensation - Pr	700		9921	Accounting							
514000	Employer 401K Matching	700	2	9921	Accounting							
515000	Payroll Tax Expense	700	2	9921	Accounting							
515000	Payroll Tax Expense	700		9921	Accounting							
518200	Employee & Community Acti	700	2	9921	Accounting							
518400	Uniforms	700	2	9921	Accounting							
570400	Insurance - General Liabi	700		9921	Accounting							
570400	Insurance - General Liabi	700	2	9921	Accounting							
570500	Insurance - Umbrella	700		9921	Accounting							
570500	Insurance - Umbrella	700	2	9921	Accounting							
575000	Miscellaneous	700	2	9921	Accounting							
581100	Seminars & Education	700	2	9921	Accounting							
582000	Office Supplies	700	2	9921	Accounting							
584000	Telephone - Office	700	2	9921	Accounting							
584100	Telephone - Mobile/Pager	700		9921	Accounting							
584100	Telephone - Mobile/Pager	700	2	9921	Accounting							
585000	Travel - Auto	700	2	9921	Accounting							
585100	Travel - Airlines	700		9921	Accounting							
585100	Travel - Airlines	700	2	9921	Accounting							
585200	Travel - Meals	700	2	9921	Accounting							
585300	Travel - Lodging	700	2	9921	Accounting							
585700	Entertainment	700	2	9921	Accounting							
585900	Meals	700		9901	Accounting							
585900	Meals	700	2	9921	Accounting							
598000	Allocation out	700		9921	Accounting							
610510	Wages - Salaried G&A	900		9901	Accounting							
610510	Wages - Salaried G&A	900	2	9901	Accounting							
611010	Wages - Hourly G&A	900		9901	Accounting							
611010	Wages - Hourly G&A	800		9901	Accounting							
611510	Wages - Overtime G&A	900		9901	Accounting							
611510	Wages - Overtime G&A	800		9901	Accounting							
612010	Wages - Bonus G&A	900		9901	Accounting							
612010	Wages - Bonus G&A	900	2	9901	Accounting							
612610	Wages - Other Comp G&A	900		9901	Accounting							
612610	Wages - Other Comp G&A	800		9901	Accounting							
612690	Wages - Other Comp Other	900		9901	Accounting							
612690	Wages - Other Comp Other	800		9901	Accounting							
612710	Wages - Comp Absences G&A	900		9901	Accounting							

1.19%


612710	Wages - Comp Absences G&A	800		9901	Accounting
612710	Wages - Comp Absences G&A	900	2	9901	Accounting
612710	Wages - Comp Absences G&A	900	3	9901	Accounting
612810	Wages - Vacation G&A	900		9901	Accounting
613000	Group Insurance - WMI	900		9901	Accounting
613000	Group Insurance - WMI	800		9901	Accounting
613000	Group Insurance - WMI	900	2	9901	Accounting
613100	Workers Compensation - Pr	900		9901	Accounting
613100	Workers Compensation - Pr	900	2	9901	Accounting
613100	Workers Compensation - Pr	800		9901	Accounting
613100	Workers Compensation - Pr	900	2	9921	Accounting
614000	Employer 401K Matching	900		9901	Accounting
614000	Employer 401K Matching	900	2	9901	Accounting
614000	Employer 401K Matching	800		9901	Accounting
614300	Safety Program Expense	900	2	9000	Accounting
615000	Payroll Tax Expense	900		9901	Accounting
615000	Payroll Tax Expense	900	2	9901	Accounting
615000	Payroll Tax Expense	800		9901	Accounting
618200	Employee & Community Acti	900		9901	Accounting
618400	Uniforms	900		9901	Accounting
623000	Building Maintenance	900	2	9000	Accounting
634000	Utilities	900		9901	Accounting
661700	Late Fees and Fines Bille	900		9901	Accounting
664000	Computer Supplies	900		9032	Accounting
665000	Charitable Contributions	900	2	9920	Accounting
667200	Professional Dues	900		9901	Accounting
670400	Insurance - General Liabi	900		9901	Accounting
670400	Insurance - General Liabi	900	2	9901	Accounting
670400	Insurance - General Liabi	900	2	9921	Accounting
670500	Insurance - Umbrella	900		9901	Accounting
670500	Insurance - Umbrella	900	2	9901	Accounting
670500	Insurance - Umbrella	900	2	9921	Accounting
675000	Miscellaneous	900		9901	Accounting
678000	Accounting	900		9901	Accounting
678900	Other Professional Fees	900		9901	Accounting
681100	Seminars & Education	800		9901	Accounting
681100	Seminars & Education	900		9901	Accounting
681300	Training Expense	900		9901	Accounting
682000	Office Supplies	900		9901	Accounting
682900	Other Supplies	900	2	9921	Accounting
684000	Telephone - Office	900		9901	Accounting
684000	Telephone - Office	900	2	9901	Accounting
684100	Telephone - Mobile/Pager	900		9901	Accounting
684100	Telephone - Mobile/Pager	900	2	9901	Accounting
685000	Travel - Auto	900		9901	Accounting
685000	Travel - Auto	900	2	9901	Accounting
685100	Travel - Airlines	900		9032	Accounting
685100	Travel - Airlines	900		9901	Accounting
685200	Travel - Meals	900		9901	Accounting
685200	Travel - Meals	900	2	9901	Accounting
685300	Travel - Lodging	900		9901	Accounting
685300	Travel - Lodging	900	2	9901	Accounting
685600	Travel - Other	900		9901	Accounting
685900	Meals	900		9901	Accounting
537500	Vehicle License, Fees, Pe	520	2	9100	Allocation Overhead
599000	Sale of Assets - PS Syste	790	1	9880	Customer Service
700700	Depreciation - Leasehold	800	1	9880	Customer Service
703000	Estimated Depreciation	800	1	9880	Customer Service
502500	Subcontractor Hauling Cos	500		9947	Disposal Operations Support
510510	Wages - Salaried Operatio	700		9947	Disposal Operations Support
511010	Wages - Hourly Operations	700		9947	Disposal Operations Support
511510	Wages - Overtime Operatio	700		9947	Disposal Operations Support




512010	Wages - Bonus Operations	700		9947	Disposal Operations Support
512610	Wages - Other Comp Ops	700		9947	Disposal Operations Support
512690	Wages - Other Comp Other	700		9947	Disposal Operations Support
512710	Wages - Comp Absences Ops	700		9947	Disposal Operations Support
513000	Group Insurance - WMI	700		9947	Disposal Operations Support
513100	Workers Compensation - Pr	700		9947	Disposal Operations Support
514000	Employer 401K Matching	700		9947	Disposal Operations Support
515000	Payroll Tax Expense	700		9947	Disposal Operations Support
521100	Maintenance Supplies Expe	700		9947	Disposal Operations Support
570400	Insurance - General Liabi	700		9947	Disposal Operations Support
570500	Insurance - Umbrella	700		9947	Disposal Operations Support
575000	Miscellaneous	700		9947	Disposal Operations Support
582000	Office Supplies	700		9947	Disposal Operations Support
582900	Other Supplies	700		9947	Disposal Operations Support
584000	Telephone - Office	700		9947	Disposal Operations Support
584100	Telephone - Mobile/Pager	700		9947	Disposal Operations Support
584100	Telephone - Mobile/Pager	700	3	9947	Disposal Operations Support
585000	Travel - Auto	700		9947	Disposal Operations Support
585100	Travel - Airlines	700		9947	Disposal Operations Support
585200	Travel - Meals	700		9947	Disposal Operations Support
585300	Travel - Lodging	700		9947	Disposal Operations Support
585700	Entertainment	700		9947	Disposal Operations Support
585800	Event Tickets	700		9947	Disposal Operations Support
585900	Meals	700		9947	Disposal Operations Support
510510	Wages - Salaried Operatio	700	3	9004	Engineering & LFG Ops Program
512010	Wages - Bonus Operations	700	3	9004	Engineering & LFG Ops Program
512610	Wages - Other Comp Ops	700	2	9004	Engineering & LFG Ops Program
512710	Wages - Comp Absences Ops	700	3	9004	Engineering & LFG Ops Program
513000	Group Insurance - WMI	700	3	9004	Engineering & LFG Ops Program
513100	Workers Compensation - Pr	700	2	9004	Engineering & LFG Ops Program
513100	Workers Compensation - Pr	700	3	9004	Engineering & LFG Ops Program
514000	Employer 401K Matching	700	3	9004	Engineering & LFG Ops Program
515000	Payroll Tax Expense	700		9004	Engineering & LFG Ops Program
515000	Payroll Tax Expense	700	2	9004	Engineering & LFG Ops Program
515000	Payroll Tax Expense	700	3	9004	Engineering & LFG Ops Program
518000	Employee Relocation Expen	700		9004	Engineering & LFG Ops Program
518000	Employee Relocation Expen	700	3	9004	Engineering & LFG Ops Program
518100	Employment Fees	700	3	9004	Engineering & LFG Ops Program
518400	Uniforms	700	2	9004	Engineering & LFG Ops Program
531000	Rental - Land-Bldg-Office	700	3	9004	Engineering & LFG Ops Program
535000	Clear Diesel Fuel - On Hw	700	2	9004	Engineering & LFG Ops Program
570400	Insurance - General Liabi	700	2	9004	Engineering & LFG Ops Program
570400	Insurance - General Liabi	700	3	9004	Engineering & LFG Ops Program
570500	Insurance - Umbrella	700	2	9004	Engineering & LFG Ops Program
570500	Insurance - Umbrella	700	3	9004	Engineering & LFG Ops Program
571000	License, Fees, Permits	700	2	9004	Engineering & LFG Ops Program
575000	Miscellaneous	700	2	9004	Engineering & LFG Ops Program
582000	Office Supplies	700	2	9004	Engineering & LFG Ops Program
584000	Telephone - Office	700		9004	Engineering & LFG Ops Program
584000	Telephone - Office	700	3	9004	Engineering & LFG Ops Program
584100	Telephone - Mobile/Pager	700		9004	Engineering & LFG Ops Program
584100	Telephone - Mobile/Pager	700	2	9004	Engineering & LFG Ops Program
584100	Telephone - Mobile/Pager	700	3	9004	Engineering & LFG Ops Program
585000	Travel - Auto	700	2	9004	Engineering & LFG Ops Program
585000	Travel - Auto	700	3	9004	Engineering & LFG Ops Program
585100	Travel - Airlines	700	2	9004	Engineering & LFG Ops Program
585200	Travel - Meals	700	2	9004	Engineering & LFG Ops Program
585300	Travel - Lodging	700	2	9004	Engineering & LFG Ops Program
585900	Meals	700	2	9004	Engineering & LFG Ops Program
598000	Allocation out	700		9004	Engineering & LFG Ops Program
598100	Allocation in	700		9004	Engineering & LFG Ops Program
610510	Wages - Salaried G&A	900	2	9004	Engineering & LFG Ops Program

610510	Wages - Salaried G&A	900	3	9004	Engineering & LFG Ops Program
612010	Wages - Bonus G&A	900	2	9004	Engineering & LFG Ops Program
612010	Wages - Bonus G&A	900	3	9004	Engineering & LFG Ops Program
613000	Group Insurance - WMI	900	2	9004	Engineering & LFG Ops Program
613000	Group Insurance - WMI	900	3	9004	Engineering & LFG Ops Program
613100	Workers Compensation - Pr	900	2	9004	Engineering & LFG Ops Program
613100	Workers Compensation - Pr	900	3	9004	Engineering & LFG Ops Program
614000	Employer 401K Matching	900	2	9004	Engineering & LFG Ops Program
614000	Employer 401K Matching	900	3	9004	Engineering & LFG Ops Program
615000	Payroll Tax Expense	900		9004	Engineering & LFG Ops Program
615000	Payroll Tax Expense	900	2	9004	Engineering & LFG Ops Program
615000	Payroll Tax Expense	900	3	9004	Engineering & LFG Ops Program
618000	Employee Relocation Expen	900	3	9004	Engineering & LFG Ops Program
618100	Employment Fees	900	2	9004	Engineering & LFG Ops Program
623000	Building Maintenance	900	2	9004	Engineering & LFG Ops Program
660500	Promotional Items	900	2	9004	Engineering & LFG Ops Program
664000	Computer Supplies	900	2	9004	Engineering & LFG Ops Program
667200	Professional Dues	900		9004	Engineering & LFG Ops Program
667200	Professional Dues	900	2	9004	Engineering & LFG Ops Program
670400	Insurance - General Liabi	900	2	9004	Engineering & LFG Ops Program
670400	Insurance - General Liabi	900	3	9004	Engineering & LFG Ops Program
670500	Insurance - Umbrella	900	2	9004	Engineering & LFG Ops Program
670500	Insurance - Umbrella	900	3	9004	Engineering & LFG Ops Program
675000	Miscellaneous	900		9004	Engineering & LFG Ops Program
675000	Miscellaneous	900	2	9004	Engineering & LFG Ops Program
677000	Printing	800	2	9004	Engineering & LFG Ops Program
678200	Consulting Fees	900		9004	Engineering & LFG Ops Program
678200	Consulting Fees	900	2	9004	Engineering & LFG Ops Program
678200	Consulting Fees	900	3	9004	Engineering & LFG Ops Program
681100	Seminars & Education	900		9004	Engineering & LFG Ops Program
681100	Seminars & Education	900	2	9004	Engineering & LFG Ops Program
682000	Office Supplies	900		9004	Engineering & LFG Ops Program
682000	Office Supplies	900	2	9004	Engineering & LFG Ops Program
682900	Other Supplies	800	2	9004	Engineering & LFG Ops Program
682900	Other Supplies	900	2	9004	Engineering & LFG Ops Program
684000	Telephone - Office	900	2	9004	Engineering & LFG Ops Program
684000	Telephone - Office	900	3	9004	Engineering & LFG Ops Program
684100	Telephone - Mobile/Pager	900		9004	Engineering & LFG Ops Program
684100	Telephone - Mobile/Pager	900	3	9004	Engineering & LFG Ops Program
684300	Network Communications Ex	900	2	9004	Engineering & LFG Ops Program
685000	Travel - Auto	900		9004	Engineering & LFG Ops Program
685000	Travel - Auto	900	2	9004	Engineering & LFG Ops Program
685000	Travel - Auto	900	3	9004	Engineering & LFG Ops Program
685100	Travel - Airlines	900		9004	Engineering & LFG Ops Program
685100	Travel - Airlines	900	2	9004	Engineering & LFG Ops Program
685200	Travel - Meals	900		9004	Engineering & LFG Ops Program
685200	Travel - Meals	900	2	9004	Engineering & LFG Ops Program
685300	Travel - Lodging	900		9004	Engineering & LFG Ops Program
685300	Travel - Lodging	900	2	9004	Engineering & LFG Ops Program
685600	Travel - Other	900		9004	Engineering & LFG Ops Program
685600	Travel - Other	900	2	9004	Engineering & LFG Ops Program
685900	Meals	900		9004	Engineering & LFG Ops Program
685900	Meals	900	2	9004	Engineering & LFG Ops Program
510510	Wages - Salaried Operatio	700	2	9011	Environmental Protection Pgm
512010	Wages - Bonus Operations	700	2	9011	Environmental Protection Pgm
513000	Group Insurance - WMI	700	2	9011	Environmental Protection Pgm
513100	Workers Compensation - Pr	700	2	9011	Environmental Protection Pgm
514000	Employer 401K Matching	700	2	9011	Environmental Protection Pgm
515000	Payroll Tax Expense	700	2	9011	Environmental Protection Pgm
570400	Insurance - General Liabi	700	2	9011	Environmental Protection Pgm
570500	Insurance - Umbrella	700	2	9011	Environmental Protection Pgm
576000	Postage	700	2	9011	Environmental Protection Pgm


584100	Telephone - Mobile/Pager	700	2	9011	Environmental Protection Pgm
585000	Travel - Auto	700	2	9011	Environmental Protection Pgm
585100	Travel - Airlines	700	2	9011	Environmental Protection Pgm
585200	Travel - Meals	700	2	9011	Environmental Protection Pgm
585300	Travel - Lodging	700	2	9011	Environmental Protection Pgm
610510	Wages - Salaried G&A	900		9011	Environmental Protection Pgm
610510	Wages - Salaried G&A	900	2	9011	Environmental Protection Pgm
612010	Wages - Bonus G&A	900		9011	Environmental Protection Pgm
612010	Wages - Bonus G&A	900	2	9011	Environmental Protection Pgm
612610	Wages - Other Comp G&A	900		9011	Environmental Protection Pgm
613000	Group Insurance - WMI	900	2	9011	Environmental Protection Pgm
613000	Group Insurance - WMI	900		9011	Environmental Protection Pgm
613100	Workers Compensation - Pr	900	2	9011	Environmental Protection Pgm
613100	Workers Compensation - Pr	900		9011	Environmental Protection Pgm
614000	Employer 401K Matching	900	2	9011	Environmental Protection Pgm
614000	Employer 401K Matching	900		9011	Environmental Protection Pgm
615000	Payroll Tax Expense	900	2	9011	Environmental Protection Pgm
615000	Payroll Tax Expense	900		9011	Environmental Protection Pgm
618000	Employee Relocation Expen	900		9011	Environmental Protection Pgm
623000	Building Maintenance	900	2	9011	Environmental Protection Pgm
664100	PC Expense	900	2	9011	Environmental Protection Pgm
664100	PC Expense	900	2	9011	Environmental Protection Pgm
667200	Professional Dues	900		9011	Environmental Protection Pgm
667200	Professional Dues	900	2	9011	Environmental Protection Pgm
670400	Insurance - General Liabi	900		9011	Environmental Protection Pgm
670400	Insurance - General Liabi	900	2	9011	Environmental Protection Pgm
670500	Insurance - Umbrella	900		9011	Environmental Protection Pgm
670500	Insurance - Umbrella	900	2	9011	Environmental Protection Pgm
671000	License, Fees, Permits	900	2	9011	Environmental Protection Pgm
675000	Miscellaneous	900	2	9011	Environmental Protection Pgm
676000	Postage	900		9011	Environmental Protection Pgm
678200	Consulting Fees	900	2	9011	Environmental Protection Pgm
681100	Seminars & Education	900		9011	Environmental Protection Pgm
681100	Seminars & Education	900	2	9011	Environmental Protection Pgm
682000	Office Supplies	900		9011	Environmental Protection Pgm
682000	Office Supplies	900	2	9011	Environmental Protection Pgm
682900	Other Supplies	900	2	9011	Environmental Protection Pgm
684000	Telephone - Office	900		9011	Environmental Protection Pgm
684000	Telephone - Office	900	2	9011	Environmental Protection Pgm
684100	Telephone - Mobile/Pager	900		9011	Environmental Protection Pgm
684100	Telephone - Mobile/Pager	900	2	9011	Environmental Protection Pgm
685000	Travel - Auto	900		9011	Environmental Protection Pgm
685000	Travel - Auto	900	2	9011	Environmental Protection Pgm
685100	Travel - Airlines	900		9011	Environmental Protection Pgm
685100	Travel - Airlines	900	2	9011	Environmental Protection Pgm
685200	Travel - Meals	900		9011	Environmental Protection Pgm
685200	Travel - Meals	900	2	9011	Environmental Protection Pgm
685300	Travel - Lodging	900		9011	Environmental Protection Pgm
685300	Travel - Lodging	900	2	9011	Environmental Protection Pgm
685900	Meals	900		9011	Environmental Protection Pgm
685900	Meals	900	2	9011	Environmental Protection Pgm
507200	COGS Res Mixed Containers	500		9900	Executive
507200	COGS Res Mixed Containers	500	2	9900	Executive
509500	Municipal Franchise Fees	500	2	9900	Executive
510510	Wages - Salaried Operatio	700		9900	Executive
512010	Wages - Bonus Operations	700		9900	Executive
512610	Wages - Other Comp Ops	700		9900	Executive
513000	Group Insurance - WMI	700		9900	Executive
513100	Workers Compensation - Pr	700		9900	Executive
514000	Employer 401K Matching	700		9900	Executive
515000	Payroll Tax Expense	700		9900	Executive
518200	Employee & Community Acti	700		9900	Executive




521100	Maintenance Supplies Expe	700	2	9900	Executive
523000	Building Maintenance	700		9900	Executive
531000	Rental - Land-Bldg-Office	700		9900	Executive
552000	L.F. Testing, Engineering	700		9900	Executive
570400	Insurance - General Liabi	700		9900	Executive
570500	Insurance - Umbrella	700		9900	Executive
581100	Seminars & Education	700		9900	Executive
584000	Telephone - Office	700		9900	Executive
584100	Telephone - Mobile/Pager	700		9900	Executive
585000	Travel - Auto	700		9900	Executive
585300	Travel - Lodging	700		9900	Executive
585900	Meals	700		9900	Executive
610510	Wages - Salaried G&A	900	2	9900	Executive
610510	Wages - Salaried G&A	800	2	9900	Executive
610510	Wages - Salaried G&A	900		9900	Executive
610510	Wages - Salaried G&A	800		9900	Executive
611010	Wages - Hourly G&A	900	2	9900	Executive
611010	Wages - Hourly G&A	900		9900	Executive
611510	Wages - Overtime G&A	900	2	9900	Executive
611510	Wages - Overtime G&A	900		9900	Executive
612010	Wages - Bonus G&A	900	2	9900	Executive
612010	Wages - Bonus G&A	900		9900	Executive
612010	Wages - Bonus G&A	800	2	9900	Executive
612010	Wages - Bonus G&A	800		9900	Executive
612610	Wages - Other Comp G&A	900	2	9900	Executive
612610	Wages - Other Comp G&A	800	2	9900	Executive
612610	Wages - Other Comp G&A	900		9900	Executive
612610	Wages - Other Comp G&A	800		9900	Executive
612690	Wages - Other Comp Other	900		9900	Executive
612690	Wages - Other Comp Other	900	2	9900	Executive
612710	Wages - Comp Absences G&A	900	2	9900	Executive
612710	Wages - Comp Absences G&A	900		9900	Executive
612810	Wages - Vacation G&A	900	2	9900	Executive
613000	Group Insurance - WMI	900	2	9900	Executive
613000	Group Insurance - WMI	800	2	9900	Executive
613000	Group Insurance - WMI	900		9900	Executive
613000	Group Insurance - WMI	800		9900	Executive
613100	Workers Compensation - Pr	900	2	9900	Executive
613100	Workers Compensation - Pr	900		9900	Executive
613100	Workers Compensation - Pr	800	2	9900	Executive
613100	Workers Compensation - Pr	800		9900	Executive
614000	Employer 401K Matching	900	2	9900	Executive
614000	Employer 401K Matching	800	2	9900	Executive
614000	Employer 401K Matching	900		9900	Executive
614000	Employer 401K Matching	800		9900	Executive
614300	Safety Program Expense	900		9900	Executive
614300	Safety Program Expense	900	2	9900	Executive
615000	Payroll Tax Expense	900	2	9900	Executive
615000	Payroll Tax Expense	800	2	9900	Executive
615000	Payroll Tax Expense	900		9900	Executive
615000	Payroll Tax Expense	800		9900	Executive
618200	Employee & Community Acti	800	2	9900	Executive
618200	Employee & Community Acti	900		9900	Executive
618200	Employee & Community Acti	900	2	9900	Executive
618300	Medical Expense	900	2	9900	Executive
618300	Medical Expense	900		9900	Executive
618900	Other Employee Costs	900		9900	Executive
623000	Building Maintenance	900		9900	Executive
623000	Building Maintenance	900	2	9900	Executive
623100	Grounds Maintenance	900	2	9900	Executive
624000	Third Party Repairs	900		9900	Executive
624400	Third Party Equipment Mai	900		9900	Executive




631000	Rental - Land-Bldg-Office	900		9900	Executive
631000	Rental - Land-Bldg-Office	900	2	9900	Executive
631100	Rental - Office Equipment	900		9900	Executive
631100	Rental - Office Equipment	900	2	9900	Executive
632000	Security	900		9900	Executive
632000	Security	900	2	9900	Executive
634000	Utilities	900		9900	Executive
634000	Utilities	900	2	9900	Executive
660000	Advertising	900		9900	Executive
660000	Advertising	900	2	9900	Executive
660500	Promotional Items	900		9900	Executive
660500	Promotional Items	900	2	9900	Executive
661500	Collection Expense	900		9900	Executive
662000	Bank Charges	900	2	9900	Executive
664000	Computer Supplies	900		9900	Executive
664000	Computer Supplies	900	2	9900	Executive
664100	PC Expense	800	2	9900	Executive
664100	PC Expense	900		9900	Executive
664100	PC Expense	900	2	9900	Executive
664200	Hardware Maintenance	900		9900	Executive
664500	Software License Expense	900		9900	Executive
664500	Software License Expense	900	2	9900	Executive
665000	Charitable Contributions	900		9900	Executive
665000	Charitable Contributions	900	2	9900	Executive
665500	Political Contributions	900	2	9900	Executive
667000	Dues and Subscriptions	900		9900	Executive
667000	Dues and Subscriptions	900	2	9900	Executive
667200	Professional Dues	900		9900	Executive
667200	Professional Dues	900	2	9900	Executive
667300	Waste Association Dues	900		9900	Executive
667300	Waste Association Dues	900	2	9900	Executive
669000	Fines	900		9900	Executive
669500	Penalties	900	2	9900	Executive
670400	Insurance - General Liabi	900		9900	Executive
670400	Insurance - General Liabi	900	2	9900	Executive
670500	Insurance - Umbrella	900		9900	Executive
670500	Insurance - Umbrella	900	2	9900	Executive
671000	License, Fees, Permits	900		9900	Executive
671000	License, Fees, Permits	900	2	9900	Executive
672000	Litigation Settlements	900		9900	Executive
673000	Lobbying	900	2	9900	Executive
675000	Miscellaneous	800		9900	Executive
675000	Miscellaneous	800	2	9900	Executive
675000	Miscellaneous	800	3	9900	Executive
675000	Miscellaneous	900		9900	Executive
675000	Miscellaneous	900	2	9900	Executive
676000	Postage	900		9900	Executive
676000	Postage	900	2	9900	Executive
677000	Printing	800	2	9900	Executive
677000	Printing	900		9900	Executive
677000	Printing	900	2	9900	Executive
678100	Computer Support	900	2	9900	Executive
678200	Consulting Fees	900		9900	Executive
678200	Consulting Fees	900	2	9900	Executive
678300	Legal Fees	900		9900	Executive
678300	Legal Fees	900	2	9900	Executive
678900	Other Professional Fees	900		9900	Executive
679000	Offsite Storage	900	2	9900	Executive
681100	Seminars & Education	800		9900	Executive
681100	Seminars & Education	900		9900	Executive
681100	Seminars & Education	900	2	9900	Executive
681300	Training Expense	900		9900	Executive




681300	Training Expense	900	2	9900	Executive
682000	Office Supplies	800		9900	Executive
682000	Office Supplies	800	3	9900	Executive
682000	Office Supplies	900		9900	Executive
682000	Office Supplies	900	2	9900	Executive
682900	Other Supplies	800	2	9900	Executive
682900	Other Supplies	900		9900	Executive
682900	Other Supplies	900	2	9900	Executive
684000	Telephone - Office	800		9900	Executive
684000	Telephone - Office	800	2	9900	Executive
684000	Telephone - Office	900		9900	Executive
684000	Telephone - Office	900	2	9900	Executive
684100	Telephone - Mobile/Pager	800		9900	Executive
684100	Telephone - Mobile/Pager	800	2	9900	Executive
684100	Telephone - Mobile/Pager	900		9900	Executive
684100	Telephone - Mobile/Pager	900	2	9900	Executive
684300	Network Communications Ex	900	2	9900	Executive
685000	Travel - Auto	800		9900	Executive
685000	Travel - Auto	800	2	9900	Executive
685000	Travel - Auto	800	3	9900	Executive
685000	Travel - Auto	900		9900	Executive
685000	Travel - Auto	900	2	9900	Executive
685100	Travel - Airlines	800		9900	Executive
685100	Travel - Airlines	800	2	9900	Executive
685100	Travel - Airlines	900		9900	Executive
685100	Travel - Airlines	900	2	9900	Executive
685200	Travel - Meals	800		9900	Executive
685200	Travel - Meals	800	2	9900	Executive
685200	Travel - Meals	800	3	9900	Executive
685200	Travel - Meals	900		9900	Executive
685200	Travel - Meals	900	2	9900	Executive
685300	Travel - Lodging	800		9900	Executive
685300	Travel - Lodging	800	2	9900	Executive
685300	Travel - Lodging	800	3	9900	Executive
685300	Travel - Lodging	900		9900	Executive
685300	Travel - Lodging	900	2	9900	Executive
685600	Travel - Other	900	2	9900	Executive
685700	Entertainment	800		9900	Executive
685700	Entertainment	800	2	9900	Executive
685700	Entertainment	800	3	9900	Executive
685700	Entertainment	900		9900	Executive
685800	Event Tickets	900		9900	Executive
685800	Event Tickets	900	2	9900	Executive
685900	Meals	800		9900	Executive
685900	Meals	800	2	9900	Executive
685900	Meals	800	3	9900	Executive
685900	Meals	900		9900	Executive
685900	Meals	900	2	9900	Executive
700500	Depreciation - Office Equ	700	2	9900	Executive
700500	Depreciation - Office Equ	900		9900	Executive
700500	Depreciation - Office Equ	900	2	9900	Executive
700700	Depreciation - Leasehold	800		9900	Executive
700700	Depreciation - Leasehold	900	2	9900	Executive
678000	Accounting	900		9950	Fleet Strategy
678900	Other Professional Fees	900		9950	Fleet Strategy
510510	Wages - Salaried Operatio	700		9907	Government Affairs
513000	Group Insurance - WMI	700		9907	Government Affairs
513100	Workers Compensation - Pr	700		9907	Government Affairs
514000	Employer 401K Matching	700		9907	Government Affairs
515000	Payroll Tax Expense	700		9907	Government Affairs
570400	Insurance - General Liabi	700		9907	Government Affairs
570500	Insurance - Umbrella	700		9907	Government Affairs




610510	Wages - Salaried G&A	800		9907	Government Affairs
610510	Wages - Salaried G&A	900		9907	Government Affairs
610510	Wages - Salaried G&A	900	2	9907	Government Affairs
610510	Wages - Salaried G&A	800	2	9907	Government Affairs
611010	Wages - Hourly G&A	900		9907	Government Affairs
611510	Wages - Overtime G&A	900		9907	Government Affairs
612010	Wages - Bonus G&A	800		9907	Government Affairs
612010	Wages - Bonus G&A	900		9907	Government Affairs
612010	Wages - Bonus G&A	900	2	9907	Government Affairs
612010	Wages - Bonus G&A	800	2	9907	Government Affairs
612510	Wages - Commissions G&A	800	2	9907	Government Affairs
612510	Wages - Commissions G&A	800		9907	Government Affairs
612510	Wages - Commissions G&A	900		9907	Government Affairs
612610	Wages - Other Comp G&A	800		9907	Government Affairs
612610	Wages - Other Comp G&A	800	2	9907	Government Affairs
612610	Wages - Other Comp G&A	900		9907	Government Affairs
612690	Wages - Other Comp Other	800		9907	Government Affairs
612690	Wages - Other Comp Other	900		9907	Government Affairs
612710	Wages - Comp Absences G&A	900		9907	Government Affairs
613000	Group Insurance - WMI	800		9907	Government Affairs
613000	Group Insurance - WMI	900		9907	Government Affairs
613000	Group Insurance - WMI	900	2	9907	Government Affairs
613000	Group Insurance - WMI	800	2	9907	Government Affairs
613100	Workers Compensation - Pr	800		9907	Government Affairs
613100	Workers Compensation - Pr	900		9907	Government Affairs
613100	Workers Compensation - Pr	900	2	9907	Government Affairs
613100	Workers Compensation - Pr	800	2	9907	Government Affairs
614000	Employer 401K Matching	800		9907	Government Affairs
614000	Employer 401K Matching	900		9907	Government Affairs
614000	Employer 401K Matching	800	2	9907	Government Affairs
614000	Employer 401K Matching	900	2	9907	Government Affairs
615000	Payroll Tax Expense	800		9907	Government Affairs
615000	Payroll Tax Expense	900		9907	Government Affairs
615000	Payroll Tax Expense	900	2	9907	Government Affairs
615000	Payroll Tax Expense	800	2	9907	Government Affairs
616100	Temporary Agency Labor	900		9907	Government Affairs
618200	Employee & Community Acti	800		9907	Government Affairs
618200	Employee & Community Acti	800	2	9907	Government Affairs
618200	Employee & Community Acti	900		9907	Government Affairs
618200	Employee & Community Acti	900	2	9907	Government Affairs
624900	Other Third Party Mainten	900		9907	Government Affairs
660000	Advertising	900		9907	Government Affairs
660000	Advertising	900	2	9907	Government Affairs
660500	Promotional Items	800		9907	Government Affairs
660500	Promotional Items	900		9907	Government Affairs
664100	PC Expense	900		9907	Government Affairs
664100	PC Expense	900	2	9907	Government Affairs
664500	Software License Expense	800		9907	Government Affairs
665000	Charitable Contributions	900		9907	Government Affairs
665000	Charitable Contributions	900	2	9907	Government Affairs
665500	Political Contributions	900		9907	Government Affairs
665500	Political Contributions	900	2	9907	Government Affairs
667000	Dues and Subscriptions	800		9907	Government Affairs
667000	Dues and Subscriptions	900		9907	Government Affairs
667000	Dues and Subscriptions	900	2	9907	Government Affairs
667100	Club Dues	800		9907	Government Affairs
667200	Professional Dues	800		9907	Government Affairs
667200	Professional Dues	800	2	9907	Government Affairs
667200	Professional Dues	900		9907	Government Affairs
667300	Waste Association Dues	900		9907	Government Affairs
667300	Waste Association Dues	900	2	9907	Government Affairs
670400	Insurance - General Liabi	900		9907	Government Affairs




670400	Insurance - General Liabi	900	2	9907	Government Affairs
670500	Insurance - Umbrella	900		9907	Government Affairs
670500	Insurance - Umbrella	900	2	9907	Government Affairs
673000	Lobbying	900		9907	Government Affairs
673000	Lobbying	900	2	9907	Government Affairs
673000	Lobbying	900	3	9907	Government Affairs
674000	Market Development	900		9907	Government Affairs
675000	Miscellaneous	800		9907	Government Affairs
675000	Miscellaneous	900		9907	Government Affairs
675000	Miscellaneous	900	2	9907	Government Affairs
676000	Postage	800		9907	Government Affairs
676000	Postage	900	2	9907	Government Affairs
677000	Printing	800		9907	Government Affairs
677000	Printing	900		9907	Government Affairs
677000	Printing	900	2	9907	Government Affairs
678200	Consulting Fees	900		9907	Government Affairs
678200	Consulting Fees	900	2	9907	Government Affairs
678400	Public/Investor Relations	900		9907	Government Affairs
681100	Seminars & Education	800		9907	Government Affairs
681100	Seminars & Education	800	2	9907	Government Affairs
681100	Seminars & Education	900		9907	Government Affairs
681100	Seminars & Education	900	2	9907	Government Affairs
682000	Office Supplies	800		9907	Government Affairs
682000	Office Supplies	800	2	9907	Government Affairs
682000	Office Supplies	900		9907	Government Affairs
682000	Office Supplies	900	2	9907	Government Affairs
682900	Other Supplies	900		9907	Government Affairs
684000	Telephone - Office	800		9907	Government Affairs
684000	Telephone - Office	800	2	9907	Government Affairs
684000	Telephone - Office	900		9907	Government Affairs
684000	Telephone - Office	900	2	9907	Government Affairs
684100	Telephone - Mobile/Pager	800		9907	Government Affairs
684100	Telephone - Mobile/Pager	800	2	9907	Government Affairs
684100	Telephone - Mobile/Pager	900		9907	Government Affairs
684100	Telephone - Mobile/Pager	900	2	9907	Government Affairs
684300	Network Communications Ex	900		9907	Government Affairs
685000	Travel - Auto	800		9907	Government Affairs
685000	Travel - Auto	800	2	9907	Government Affairs
685000	Travel - Auto	900		9907	Government Affairs
685000	Travel - Auto	900	2	9907	Government Affairs
685100	Travel - Airlines	800		9907	Government Affairs
685100	Travel - Airlines	800	2	9907	Government Affairs
685100	Travel - Airlines	900		9907	Government Affairs
685100	Travel - Airlines	900	2	9907	Government Affairs
685200	Travel - Meals	800		9907	Government Affairs
685200	Travel - Meals	800	2	9907	Government Affairs
685200	Travel - Meals	900		9907	Government Affairs
685200	Travel - Meals	900	2	9907	Government Affairs
685300	Travel - Lodging	800		9907	Government Affairs
685300	Travel - Lodging	800	2	9907	Government Affairs
685300	Travel - Lodging	900		9907	Government Affairs
685300	Travel - Lodging	900	2	9907	Government Affairs
685600	Travel - Other	800		9907	Government Affairs
685600	Travel - Other	800	2	9907	Government Affairs
685600	Travel - Other	900		9907	Government Affairs
685700	Entertainment	800		9907	Government Affairs
685700	Entertainment	800	2	9907	Government Affairs
685800	Event Tickets	800		9907	Government Affairs
685800	Event Tickets	900		9907	Government Affairs
685900	Meals	800		9907	Government Affairs
685900	Meals	800	2	9907	Government Affairs
685900	Meals	900		9907	Government Affairs




685900 Meals	900	2	9907	Government Affairs
610510 Wages - Salaried G&A	900		9979	HR Labor Relations
610510 Wages - Salaried G&A	900	2	9979	HR Labor Relations
610510 Wages - Salaried G&A	900	1	9979	HR Labor Relations
611010 Wages - Hourly G&A	900	2	9979	HR Labor Relations
611010 Wages - Hourly G&A	900		9979	HR Labor Relations
611510 Wages - Overtime G&A	900	2	9979	HR Labor Relations
611510 Wages - Overtime G&A	900		9979	HR Labor Relations
612010 Wages - Bonus G&A	900		9979	HR Labor Relations
612010 Wages - Bonus G&A	900	1	9979	HR Labor Relations
612010 Wages - Bonus G&A	900	2	9979	HR Labor Relations
612610 Wages - Other Comp G&A	900	2	9979	HR Labor Relations
612610 Wages - Other Comp G&A	900		9979	HR Labor Relations
612690 Wages - Other Comp Other	900	2	9979	HR Labor Relations
612710 Wages - Comp Absences G&A	900	2	9979	HR Labor Relations
612710 Wages - Comp Absences G&A	900		9979	HR Labor Relations
613000 Group Insurance - WMI	900		9979	HR Labor Relations
613000 Group Insurance - WMI	900	2	9979	HR Labor Relations
613100 Workers Compensation - Pr	900		9979	HR Labor Relations
613100 Workers Compensation - Pr	900	2	9979	HR Labor Relations
614000 Employer 401K Matching	900		9979	HR Labor Relations
614000 Employer 401K Matching	900	2	9979	HR Labor Relations
615000 Payroll Tax Expense	900		9979	HR Labor Relations
615000 Payroll Tax Expense	900	2	9979	HR Labor Relations
615000 Payroll Tax Expense	900	1	9979	HR Labor Relations
618200 Employee & Community Acti	900		9979	HR Labor Relations
670400 Insurance - General Liabi	900		9979	HR Labor Relations
670400 Insurance - General Liabi	900	2	9979	HR Labor Relations
670500 Insurance - Umbrella	900		9979	HR Labor Relations
670500 Insurance - Umbrella	900	2	9979	HR Labor Relations
675000 Miscellaneous	900		9979	HR Labor Relations
675000 Miscellaneous	900	2	9979	HR Labor Relations
681100 Seminars & Education	900		9979	HR Labor Relations
681100 Seminars & Education	900	2	9979	HR Labor Relations
681300 Training Expense	900		9979	HR Labor Relations
682000 Office Supplies	900	2	9979	HR Labor Relations
684000 Telephone - Office	900		9979	HR Labor Relations
684000 Telephone - Office	900	2	9979	HR Labor Relations
684100 Telephone - Mobile/Pager	900		9979	HR Labor Relations
684100 Telephone - Mobile/Pager	900	2	9979	HR Labor Relations
684100 Telephone - Mobile/Pager	900	3	9979	HR Labor Relations
685000 Travel - Auto	900		9979	HR Labor Relations
685000 Travel - Auto	900	2	9979	HR Labor Relations
685100 Travel - Airlines	900		9979	HR Labor Relations
685100 Travel - Airlines	900	2	9979	HR Labor Relations
685200 Travel - Meals	900		9979	HR Labor Relations
685200 Travel - Meals	900	2	9979	HR Labor Relations
685300 Travel - Lodging	900		9979	HR Labor Relations
685300 Travel - Lodging	900	2	9979	HR Labor Relations
685600 Travel - Other	900		9979	HR Labor Relations
685600 Travel - Other	900	2	9979	HR Labor Relations
685900 Meals	900		9979	HR Labor Relations
685900 Meals	900	2	9979	HR Labor Relations
660000 Advertising	800		9902	Investor Relations
685900 Meals	900		9975	Operations HR
510510 Wages - Salaried Operatio	700	2	9946	Operations Improvement
510510 Wages - Salaried Operatio	700		9946	Operations Improvement
512010 Wages - Bonus Operations	700	2	9946	Operations Improvement
512010 Wages - Bonus Operations	700		9946	Operations Improvement
512610 Wages - Other Comp Ops	700		9946	Operations Improvement
512610 Wages - Other Comp Ops	700	2	9946	Operations Improvement
512710 Wages - Comp Absences Ops	700		9946	Operations Improvement




513000	Group Insurance - WMI	700	2	9946	Operations Improvement
513000	Group Insurance - WMI	700		9946	Operations Improvement
514000	Employer 401K Matching	700	2	9946	Operations Improvement
514000	Employer 401K Matching	700		9946	Operations Improvement
515000	Payroll Tax Expense	700	2	9946	Operations Improvement
515000	Payroll Tax Expense	700		9946	Operations Improvement
518400	Uniforms	700		9946	Operations Improvement
575000	Miscellaneous	700		9946	Operations Improvement
575000	Miscellaneous	700	2	9946	Operations Improvement
582000	Office Supplies	700		9946	Operations Improvement
584100	Telephone - Mobile/Pager	700		9946	Operations Improvement
584100	Telephone - Mobile/Pager	700	2	9946	Operations Improvement
585000	Travel - Auto	700		9946	Operations Improvement
585000	Travel - Auto	700	2	9946	Operations Improvement
585100	Travel - Airlines	700	2	9946	Operations Improvement
585200	Travel - Meals	700		9946	Operations Improvement
585200	Travel - Meals	700	2	9946	Operations Improvement
585300	Travel - Lodging	700		9946	Operations Improvement
585300	Travel - Lodging	700	2	9946	Operations Improvement
585600	Travel - Other	700		9946	Operations Improvement
585700	Entertainment	700		9946	Operations Improvement
585900	Meals	700	2	9946	Operations Improvement
610510	Wages - Salaried G&A	900	2	9946	Operations Improvement
610510	Wages - Salaried G&A	900		9946	Operations Improvement
612010	Wages - Bonus G&A	900	2	9946	Operations Improvement
612010	Wages - Bonus G&A	900		9946	Operations Improvement
612610	Wages - Other Comp G&A	900	2	9946	Operations Improvement
612710	Wages - Comp Absences G&A	900		9946	Operations Improvement
612910	Wages - Severance G&A	900		9946	Operations Improvement
613000	Group Insurance - WMI	900	2	9946	Operations Improvement
613000	Group Insurance - WMI	900		9946	Operations Improvement
614000	Employer 401K Matching	900	2	9946	Operations Improvement
614000	Employer 401K Matching	900		9946	Operations Improvement
614300	Safety Program Expense	900		9946	Operations Improvement
615000	Payroll Tax Expense	900	2	9946	Operations Improvement
615000	Payroll Tax Expense	900		9946	Operations Improvement
618400	Uniforms	900		9946	Operations Improvement
660500	Promotional Items	900	2	9946	Operations Improvement
664100	PC Expense	900	2	9946	Operations Improvement
675000	Miscellaneous	900		9946	Operations Improvement
675000	Miscellaneous	900	2	9946	Operations Improvement
682000	Office Supplies	900		9946	Operations Improvement
682000	Office Supplies	900	2	9946	Operations Improvement
682900	Other Supplies	900		9946	Operations Improvement
684000	Telephone - Office	900		9946	Operations Improvement
684000	Telephone - Office	900	2	9946	Operations Improvement
684100	Telephone - Mobile/Pager	900		9946	Operations Improvement
684100	Telephone - Mobile/Pager	900	2	9946	Operations Improvement
685000	Travel - Auto	900		9946	Operations Improvement
685000	Travel - Auto	900	2	9946	Operations Improvement
685100	Travel - Airlines	900		9946	Operations Improvement
685100	Travel - Airlines	900	2	9946	Operations Improvement
685200	Travel - Meals	900		9946	Operations Improvement
685200	Travel - Meals	900	2	9946	Operations Improvement
685300	Travel - Lodging	900		9946	Operations Improvement
685300	Travel - Lodging	900	2	9946	Operations Improvement
685700	Entertainment	900	2	9946	Operations Improvement
685900	Meals	900		9946	Operations Improvement
685900	Meals	900	2	9946	Operations Improvement
510510	Wages - Salaried Operatio	700		9001	Pacific Northwest BC Call Ctr
510510	Wages - Salaried Operatio	700	2	9001	Pacific Northwest BC Call Ctr
513000	Group Insurance - WMI	700		9001	Pacific Northwest BC Call Ctr




513000	Group Insurance - WMI	700	2	9001	Pacific Northwest BC Call Ctr
513100	Workers Compensation - Pr	700	2	9001	Pacific Northwest BC Call Ctr
513100	Workers Compensation - Pr	700		9001	Pacific Northwest BC Call Ctr
514000	Employer 401K Matching	700		9001	Pacific Northwest BC Call Ctr
514000	Employer 401K Matching	700	2	9001	Pacific Northwest BC Call Ctr
515000	Payroll Tax Expense	700		9001	Pacific Northwest BC Call Ctr
515000	Payroll Tax Expense	700	2	9001	Pacific Northwest BC Call Ctr
570400	Insurance - General Liabi	700		9001	Pacific Northwest BC Call Ctr
570400	Insurance - General Liabi	700	2	9001	Pacific Northwest BC Call Ctr
570500	Insurance - Umbrella	700		9001	Pacific Northwest BC Call Ctr
570500	Insurance - Umbrella	700	2	9001	Pacific Northwest BC Call Ctr
584100	Telephone - Mobile/Pager	700		9001	Pacific Northwest BC Call Ctr
584100	Telephone - Mobile/Pager	700	2	9001	Pacific Northwest BC Call Ctr
585000	Travel - Auto	700		9001	Pacific Northwest BC Call Ctr
610510	Wages - Salaried G&A	900		9001	Pacific Northwest BC Call Ctr
610510	Wages - Salaried G&A	900	2	9001	Pacific Northwest BC Call Ctr
612710	Wages - Comp Absences G&A	800	2	9889	Pacific Northwest BC Call Ctr
612710	Wages - Comp Absences G&A	800		9889	Pacific Northwest BC Call Ctr
613000	Group Insurance - WMI	900		9001	Pacific Northwest BC Call Ctr
613000	Group Insurance - WMI	900	2	9001	Pacific Northwest BC Call Ctr
613100	Workers Compensation - Pr	900	2	9001	Pacific Northwest BC Call Ctr
613100	Workers Compensation - Pr	900		9001	Pacific Northwest BC Call Ctr
614000	Employer 401K Matching	900		9001	Pacific Northwest BC Call Ctr
614000	Employer 401K Matching	900	2	9001	Pacific Northwest BC Call Ctr
615000	Payroll Tax Expense	900		9001	Pacific Northwest BC Call Ctr
615000	Payroll Tax Expense	900	2	9001	Pacific Northwest BC Call Ctr
618100	Employment Fees	900		9981	Pacific Northwest BC Call Ctr
618200	Employee & Community Acti	900		9058	Pacific Northwest BC Call Ctr
670400	Insurance - General Liabi	900		9001	Pacific Northwest BC Call Ctr
670400	Insurance - General Liabi	900	2	9001	Pacific Northwest BC Call Ctr
670500	Insurance - Umbrella	900		9001	Pacific Northwest BC Call Ctr
670500	Insurance - Umbrella	900	2	9001	Pacific Northwest BC Call Ctr
678100	Computer Support	900		9973	Pacific Northwest BC Call Ctr
678200	Consulting Fees	900	2	9981	Pacific Northwest BC Call Ctr
684000	Telephone - Office	900		9001	Pacific Northwest BC Call Ctr
684000	Telephone - Office	900	2	9001	Pacific Northwest BC Call Ctr
684100	Telephone - Mobile/Pager	900		9001	Pacific Northwest BC Call Ctr
684100	Telephone - Mobile/Pager	900	2	9001	Pacific Northwest BC Call Ctr
685000	Travel - Auto	900		9001	Pacific Northwest BC Call Ctr
685000	Travel - Auto	900		9981	Pacific Northwest BC Call Ctr
685000	Travel - Auto	900	2	9001	Pacific Northwest BC Call Ctr
685100	Travel - Airlines	900	2	9001	Pacific Northwest BC Call Ctr
685200	Travel - Meals	900		9058	Pacific Northwest BC Call Ctr
685200	Travel - Meals	900	2	9001	Pacific Northwest BC Call Ctr
685300	Travel - Lodging	900		9981	Pacific Northwest BC Call Ctr
685300	Travel - Lodging	900	2	9001	Pacific Northwest BC Call Ctr
685900	Meals	900		9981	Pacific Northwest BC Call Ctr
613100	Workers Compensation - Pr	800		9952	Phoenix Sales Center
670400	Insurance - General Liabi	900		9952	Phoenix Sales Center
670500	Insurance - Umbrella	900		9952	Phoenix Sales Center
513100	Workers Compensation - Pr	700		9948	Safety
514300	Safety Program Expense	700		9948	Safety
514300	Safety Program Expense	700	2	9948	Safety
570400	Insurance - General Liabi	700		9948	Safety
570500	Insurance - Umbrella	700		9948	Safety
610510	Wages - Salaried G&A	900	2	9948	Safety
610510	Wages - Salaried G&A	900		9948	Safety
611010	Wages - Hourly G&A	900	2	9948	Safety
611510	Wages - Overtime G&A	900	2	9948	Safety
612010	Wages - Bonus G&A	900	2	9948	Safety
612010	Wages - Bonus G&A	900		9948	Safety
612610	Wages - Other Comp G&A	900	2	9948	Safety




612610	Wages - Other Comp G&A	900		9948	Safety
612690	Wages - Other Comp Other	900	2	9948	Safety
612710	Wages - Comp Absences G&A	900	2	9948	Safety
613000	Group Insurance - WMI	900	2	9948	Safety
613000	Group Insurance - WMI	900		9948	Safety
613100	Workers Compensation - Pr	900	2	9948	Safety
613100	Workers Compensation - Pr	900		9948	Safety
614000	Employer 401K Matching	900	2	9948	Safety
614000	Employer 401K Matching	900		9948	Safety
614300	Safety Program Expense	900		9948	Safety
614300	Safety Program Expense	900	2	9948	Safety
615000	Payroll Tax Expense	900	2	9948	Safety
615000	Payroll Tax Expense	900		9948	Safety
618200	Employee & Community Acti	900		9948	Safety
618200	Employee & Community Acti	900	2	9948	Safety
618300	Medical Expense	900	2	9948	Safety
618400	Uniforms	900		9948	Safety
618400	Uniforms	900	2	9948	Safety
623000	Building Maintenance	900	2	9948	Safety
623100	Grounds Maintenance	900	2	9948	Safety
624000	Third Party Repairs	900	2	9948	Safety
660500	Promotional Items	900		9948	Safety
660500	Promotional Items	900	2	9948	Safety
664000	Computer Supplies	900	2	9948	Safety
664100	PC Expense	900	2	9948	Safety
670400	Insurance - General Liabi	900		9948	Safety
670400	Insurance - General Liabi	900	2	9948	Safety
670500	Insurance - Umbrella	900		9948	Safety
670500	Insurance - Umbrella	900	2	9948	Safety
670800	Uninsured Losses - Corp C	900		9948	Safety
671000	License, Fees, Permits	900		9948	Safety
675000	Miscellaneous	900		9948	Safety
675000	Miscellaneous	900	2	9948	Safety
676000	Postage	900	2	9948	Safety
677000	Printing	900	2	9948	Safety
681100	Seminars & Education	900		9948	Safety
681100	Seminars & Education	900	2	9948	Safety
681300	Training Expense	900		9948	Safety
682000	Office Supplies	900		9948	Safety
682000	Office Supplies	900	2	9948	Safety
682900	Other Supplies	900	2	9948	Safety
684000	Telephone - Office	900		9948	Safety
684000	Telephone - Office	900	2	9948	Safety
684100	Telephone - Mobile/Pager	900		9948	Safety
684100	Telephone - Mobile/Pager	900	2	9948	Safety
684300	Network Communications Ex	900		9948	Safety
684300	Network Communications Ex	900	2	9948	Safety
685000	Travel - Auto	900		9948	Safety
685000	Travel - Auto	900	2	9948	Safety
685100	Travel - Airlines	900		9948	Safety
685100	Travel - Airlines	900	2	9948	Safety
685200	Travel - Meals	900	2	9948	Safety
685300	Travel - Lodging	900		9948	Safety
685300	Travel - Lodging	900	2	9948	Safety
685600	Travel - Other	900	2	9948	Safety
685900	Meals	900		9948	Safety
685900	Meals	900	2	9948	Safety
512710	Wages - Comp Absences Ops	700	2	9002	Sales Operations
521200	Small Tools Expense	700		9002	Sales Operations
610510	Wages - Salaried G&A	800		9002	Sales Operations
610510	Wages - Salaried G&A	800	2	9002	Sales Operations
611010	Wages - Hourly G&A	800		9002	Sales Operations




611010	Wages - Hourly G&A	800	1	9002	Sales Operations
611010	Wages - Hourly G&A	800	2	9002	Sales Operations
611010	Wages - Hourly G&A	900		9002	Sales Operations
611510	Wages - Overtime G&A	800		9002	Sales Operations
611510	Wages - Overtime G&A	800	2	9002	Sales Operations
611510	Wages - Overtime G&A	900		9002	Sales Operations
612010	Wages - Bonus G&A	800		9002	Sales Operations
612010	Wages - Bonus G&A	800	2	9002	Sales Operations
612510	Wages - Commissions G&A	800		9002	Sales Operations
612510	Wages - Commissions G&A	800	2	9002	Sales Operations
612610	Wages - Other Comp G&A	800		9002	Sales Operations
612610	Wages - Other Comp G&A	800	2	9002	Sales Operations
612610	Wages - Other Comp G&A	900		9002	Sales Operations
612690	Wages - Other Comp Other	800		9002	Sales Operations
612690	Wages - Other Comp Other	800	2	9002	Sales Operations
612710	Wages - Comp Absences G&A	800		9002	Sales Operations
612710	Wages - Comp Absences G&A	800	1	9002	Sales Operations
612710	Wages - Comp Absences G&A	800	2	9002	Sales Operations
612710	Wages - Comp Absences G&A	900		9002	Sales Operations
612810	Wages - Vacation G&A	800		9002	Sales Operations
612810	Wages - Vacation G&A	800	2	9002	Sales Operations
612810	Wages - Vacation G&A	900		9002	Sales Operations
613000	Group Insurance - WMI	800		9002	Sales Operations
613000	Group Insurance - WMI	800	2	9002	Sales Operations
613000	Group Insurance - WMI	900		9002	Sales Operations
613100	Workers Compensation - Pr	800		9002	Sales Operations
613100	Workers Compensation - Pr	800	2	9002	Sales Operations
613100	Workers Compensation - Pr	900		9002	Sales Operations
613100	Workers Compensation - Pr	900	2	9002	Sales Operations
614000	Employer 401K Matching	800		9002	Sales Operations
614000	Employer 401K Matching	800	2	9002	Sales Operations
614000	Employer 401K Matching	900		9002	Sales Operations
615000	Payroll Tax Expense	800		9002	Sales Operations
615000	Payroll Tax Expense	800	1	9002	Sales Operations
615000	Payroll Tax Expense	800	2	9002	Sales Operations
615000	Payroll Tax Expense	900		9002	Sales Operations
616000	Independent Contract Labo	800		9002	Sales Operations
616100	Temporary Agency Labor	900		9002	Sales Operations
618200	Employee & Community Acti	800		9002	Sales Operations
618200	Employee & Community Acti	800	2	9002	Sales Operations
660000	Advertising	800		9002	Sales Operations
660000	Advertising	800	2	9002	Sales Operations
660000	Advertising	800	3	9002	Sales Operations
660000	Advertising	900		9002	Sales Operations
660000	Advertising	900	2	9002	Sales Operations
660500	Promotional Items	800		9002	Sales Operations
660500	Promotional Items	800	2	9002	Sales Operations
664000	Computer Supplies	800	2	9002	Sales Operations
664100	PC Expense	800	2	9002	Sales Operations
664100	PC Expense	900	2	9002	Sales Operations
665000	Charitable Contributions	900		9002	Sales Operations
665000	Charitable Contributions	900	2	9002	Sales Operations
667000	Dues and Subscriptions	800		9002	Sales Operations
667000	Dues and Subscriptions	800	2	9002	Sales Operations
667000	Dues and Subscriptions	800	3	9002	Sales Operations
667000	Dues and Subscriptions	900	2	9002	Sales Operations
667200	Professional Dues	800		9002	Sales Operations
667200	Professional Dues	800	2	9002	Sales Operations
670400	Insurance - General Liabi	900		9002	Sales Operations
670400	Insurance - General Liabi	900	2	9002	Sales Operations
670500	Insurance - Umbrella	900		9002	Sales Operations
670500	Insurance - Umbrella	900	2	9002	Sales Operations



671000	License, Fees, Permits	900	2	9002	Sales Operations
675000	Miscellaneous	800		9002	Sales Operations
675000	Miscellaneous	800	2	9002	Sales Operations
675000	Miscellaneous	900	2	9002	Sales Operations
676000	Postage	800		9002	Sales Operations
676000	Postage	800	2	9002	Sales Operations
677000	Printing	800		9002	Sales Operations
677000	Printing	800	2	9002	Sales Operations
677000	Printing	900	2	9002	Sales Operations
678200	Consulting Fees	900		9002	Sales Operations
681100	Seminars & Education	800		9002	Sales Operations
681200	Conventions/Meetings	800		9002	Sales Operations
682000	Office Supplies	800		9002	Sales Operations
682000	Office Supplies	800	2	9002	Sales Operations
682000	Office Supplies	900		9002	Sales Operations
682900	Other Supplies	800	2	9002	Sales Operations
682900	Other Supplies	900	2	9002	Sales Operations
684000	Telephone - Office	800		9002	Sales Operations
684000	Telephone - Office	800	2	9002	Sales Operations
684000	Telephone - Office	900	2	9002	Sales Operations
684100	Telephone - Mobile/Pager	800		9002	Sales Operations
684100	Telephone - Mobile/Pager	800	2	9002	Sales Operations
684100	Telephone - Mobile/Pager	900	2	9002	Sales Operations
685000	Travel - Auto	800		9002	Sales Operations
685000	Travel - Auto	800	2	9002	Sales Operations
685000	Travel - Auto	900		9002	Sales Operations
685000	Travel - Auto	900	2	9002	Sales Operations
685100	Travel - Airlines	800		9002	Sales Operations
685100	Travel - Airlines	800	2	9002	Sales Operations
685100	Travel - Airlines	900	2	9002	Sales Operations
685200	Travel - Meals	800		9002	Sales Operations
685200	Travel - Meals	800	2	9002	Sales Operations
685200	Travel - Meals	900	2	9002	Sales Operations
685300	Travel - Lodging	800		9002	Sales Operations
685300	Travel - Lodging	800	2	9002	Sales Operations
685300	Travel - Lodging	900	2	9002	Sales Operations
685600	Travel - Other	800		9002	Sales Operations
685600	Travel - Other	800	1	9002	Sales Operations
685600	Travel - Other	800	2	9002	Sales Operations
685700	Entertainment	800		9002	Sales Operations
685700	Entertainment	800	2	9002	Sales Operations
685700	Entertainment	900	2	9002	Sales Operations
685800	Event Tickets	800		9002	Sales Operations
685800	Event Tickets	800	2	9002	Sales Operations
685800	Event Tickets	900		9002	Sales Operations
685900	Meals	800		9002	Sales Operations
685900	Meals	800	2	9002	Sales Operations
685900	Meals	800	3	9002	Sales Operations
685900	Meals	900	2	9002	Sales Operations
698100	Allocation in	800		9002	Sales Operations
500800	Disposal to Other Facilit	500		9025	Sales-Manufacturing-Industrial
502500	Subcontractor Hauling Cos	500	2	9025	Sales-Manufacturing-Industrial
509000	Disposal Fees and Taxes	500		9025	Sales-Manufacturing-Industrial
516000	Independent Contract Labo	700	2	9025	Sales-Manufacturing-Industrial
552100	Lab Fees	700		9025	Sales-Manufacturing-Industrial
581000	Educational Manuals/Publ	700	2	9025	Sales-Manufacturing-Industrial
610510	Wages - Salaried G&A	800		9025	Sales-Manufacturing-Industrial
610510	Wages - Salaried G&A	800	2	9025	Sales-Manufacturing-Industrial
611010	Wages - Hourly G&A	800		9025	Sales-Manufacturing-Industrial
611010	Wages - Hourly G&A	800	2	9025	Sales-Manufacturing-Industrial
611510	Wages - Overtime G&A	800		9025	Sales-Manufacturing-Industrial
611510	Wages - Overtime G&A	800	2	9025	Sales-Manufacturing-Industrial



612010	Wages - Bonus G&A	800		9025	Sales-Manufacturing-Industrial
612510	Wages - Commissions G&A	800		9025	Sales-Manufacturing-Industrial
612510	Wages - Commissions G&A	800	2	9025	Sales-Manufacturing-Industrial
612610	Wages - Other Comp G&A	800		9025	Sales-Manufacturing-Industrial
612610	Wages - Other Comp G&A	800	2	9025	Sales-Manufacturing-Industrial
612690	Wages - Other Comp Other	800		9025	Sales-Manufacturing-Industrial
612710	Wages - Comp Absences G&A	800		9025	Sales-Manufacturing-Industrial
612710	Wages - Comp Absences G&A	800	2	9025	Sales-Manufacturing-Industrial
612810	Wages - Vacation G&A	800	2	9025	Sales-Manufacturing-Industrial
612910	Wages - Severance G&A	800		9025	Sales-Manufacturing-Industrial
613000	Group Insurance - WMI	800		9025	Sales-Manufacturing-Industrial
613000	Group Insurance - WMI	800	2	9025	Sales-Manufacturing-Industrial
613100	Workers Compensation - Pr	800		9025	Sales-Manufacturing-Industrial
613100	Workers Compensation - Pr	800	2	9025	Sales-Manufacturing-Industrial
614000	Employer 401K Matching	800		9025	Sales-Manufacturing-Industrial
614000	Employer 401K Matching	800	2	9025	Sales-Manufacturing-Industrial
615000	Payroll Tax Expense	800		9025	Sales-Manufacturing-Industrial
615000	Payroll Tax Expense	800	2	9025	Sales-Manufacturing-Industrial
618000	Employee Relocation Expen	800		9025	Sales-Manufacturing-Industrial
618200	Employee & Community Acti	800		9025	Sales-Manufacturing-Industrial
618400	Uniforms	800		9025	Sales-Manufacturing-Industrial
660000	Advertising	800		9025	Sales-Manufacturing-Industrial
660000	Advertising	900		9025	Sales-Manufacturing-Industrial
660500	Promotional Items	800		9025	Sales-Manufacturing-Industrial
660500	Promotional Items	900	2	9025	Sales-Manufacturing-Industrial
665000	Charitable Contributions	900		9025	Sales-Manufacturing-Industrial
667000	Dues and Subscriptions	800		9025	Sales-Manufacturing-Industrial
667100	Club Dues	800		9025	Sales-Manufacturing-Industrial
667200	Professional Dues	800		9025	Sales-Manufacturing-Industrial
670400	Insurance - General Liabi	900		9025	Sales-Manufacturing-Industrial
670400	Insurance - General Liabi	900	2	9025	Sales-Manufacturing-Industrial
670500	Insurance - Umbrella	900		9025	Sales-Manufacturing-Industrial
670500	Insurance - Umbrella	900	2	9025	Sales-Manufacturing-Industrial
675000	Miscellaneous	800		9025	Sales-Manufacturing-Industrial
675000	Miscellaneous	800	2	9025	Sales-Manufacturing-Industrial
676000	Postage	800		9025	Sales-Manufacturing-Industrial
677000	Printing	800		9025	Sales-Manufacturing-Industrial
677000	Printing	800	2	9025	Sales-Manufacturing-Industrial
677000	Printing	900		9025	Sales-Manufacturing-Industrial
678200	Consulting Fees	900		9025	Sales-Manufacturing-Industrial
681100	Seminars & Education	800		9025	Sales-Manufacturing-Industrial
681100	Seminars & Education	800	2	9025	Sales-Manufacturing-Industrial
681200	Conventions/Meetings	800		9025	Sales-Manufacturing-Industrial
682000	Office Supplies	800		9025	Sales-Manufacturing-Industrial
682000	Office Supplies	800	2	9025	Sales-Manufacturing-Industrial
682900	Other Supplies	900		9025	Sales-Manufacturing-Industrial
684000	Telephone - Office	800		9025	Sales-Manufacturing-Industrial
684100	Telephone - Mobile/Pager	800		9025	Sales-Manufacturing-Industrial
684100	Telephone - Mobile/Pager	800	2	9025	Sales-Manufacturing-Industrial
685000	Travel - Auto	800		9025	Sales-Manufacturing-Industrial
685000	Travel - Auto	800	2	9025	Sales-Manufacturing-Industrial
685100	Travel - Airlines	800		9025	Sales-Manufacturing-Industrial
685200	Travel - Meals	800		9025	Sales-Manufacturing-Industrial
685200	Travel - Meals	800	2	9025	Sales-Manufacturing-Industrial
685300	Travel - Lodging	800		9025	Sales-Manufacturing-Industrial
685300	Travel - Lodging	800	2	9025	Sales-Manufacturing-Industrial
685600	Travel - Other	800		9025	Sales-Manufacturing-Industrial
685700	Entertainment	800		9025	Sales-Manufacturing-Industrial
685700	Entertainment	800	2	9025	Sales-Manufacturing-Industrial
685800	Event Tickets	800		9025	Sales-Manufacturing-Industrial
685800	Event Tickets	800	2	9025	Sales-Manufacturing-Industrial
685800	Event Tickets	900		9025	Sales-Manufacturing-Industrial



685900 Meals	800		9025	Sales-Manufacturing-Industrial
685900 Meals	800	2	9025	Sales-Manufacturing-Industrial
678000 Accounting	900		9903	Tax



Waste Management - Wenatchee

Designated information is confidential per WAC 480-07-160

	<u>WM</u> <u>Wenatchee</u>	<u>Total</u> <u>PNW Area</u>	
Total Operating Expenses			Total Market Area
Roll Off			
Coml MSW			
Coml RCY			
Resl MSW			
Resl RCY			
Resl YW			
Allocated Entire MA			
Operating Expenses			Collection Operations
Allocated Collection Bus			
Not Allocated			

Waste Management - Wenatchee

Designated information is confidential per WAC 480-07-160

Expense Account Description	LOB		
	United States		
	Total	Non-	Actual
	Collection	Collection	YTD Dec, 2017
	Operations	Operations	K00133 WM of Pacific Northwest BC
417000 Bagster			
419000 Other Collection			
419030 Oth Coll-Healthcare			
419800 Other Collection Fuel Charge			
419900 Other Collection Adjustments			
458200 Other Rental Income			
458520 Med Waste Processing			
458700 Other Operating Revenue			
458880 Payment Handling Fee			
458890 Other Late Fee Revenue			
458900 Other Operating Adjustments			
416000 Haz Waste Collection			
430000 LF MSW Disposal			
430400 LF MSW RCR Fee			
430450 LF MSW Waste Water Management			
430500 LF C & D Disposal			
430800 LF C&D RCR Fee			
430825 LF C&D Waste Water Management			
432000 LF Solid Special Waste Disp			
435000 LF Revenue Generating Cover			
437000 LF Fuel Charge			
437100 LF Environmental Charge			
437500 LF Mandated Fees and Taxes			
437800 LF Post Coll Non Unit Yield			
437900 LF Adjustments			
452000 Loose Newspaper Sales			
452070 Newspaper #7 Sales			
452080 Newspaper #8 Sales			
452100 Loose Corrugated Sales			
452150 Baled Corrugated Sales			
452250 Baled High Grade Paper Sales			
452300 Loose Mixed Paper Sales			
452350 Baled Mixed Paper Sales			
452500 Other Paper Sales			
452600 Ferrous Sales			
452700 Other Non Ferrous Sales			
452800 Tin Can Sales			
452900 Loose Aluminum Sales			
452950 Baled Aluminum Sales			
453090 Other Metal Sales			
453500 Plate Glass Sales			
453700 Mixed Plastic Sales			
453800 Clear PET Sales			
453900 Mixed HDPE Sales			
453910 Natural HDPE Sales			
453920 Pigment HDPE Sales			
453940 Film Plastic Sales			
454000 Other Plastic Sales			
454400 Other Non Fiber Sales			
454900 Other Material Sales			
470000 IC LF MSW Disposal			
470100 IC LF MSW Environmental Charge			
470400 IC LF MSW RCR Fee			
470450 IC LF MSW Waste Water Mgmt			
470500 IC LF C & D Disposal			
470800 IC LF C&D RCR Fee			
470825 IC LF C&D Waste Water Mgmt			
472000 IC LF Solid Spec Waste Disp			
475000 IC LF Revenue Generating Cover			
477500 IC LF Mandated Fees and Taxes			
400000 Commercial Collection			
401000 Com Collection - Organics			
403000 Commercial Collection Rcy			
403800 Commercial Coll Rcy RCR Fee			
403850 Commercial Coll Rcy Env Chg			
403900 Commercial Coll Rcy Adjustment			
404000 Commercial Collection Fuel Chg			
404100 Commercial Collection Env Chg			
404200 Commercial Coll-Org Fuel Chg			
404300 Commercial Coll-Org Env Chg			
404400 Commercial Coll-Org RCR Fee			
404700 Commercial Collection RMO			
404800 Commercial Collection RCR Fee			
404900 Commercial Collection Adjust			
405000 Residential Collection			
405800 Residential Collection RCR fee			
406000 Res Collection - Organics			
406400 Residential Coll-Org RCR Fee			
408000 Residential Collection Rcy			

409000 Residential Collection Fuel Ch			
409100 Residential Collection Env Chg			
409700 Residential Collection RMO			
409800 Residential Coll-Org Fuel Chg			
409850 Residential Coll-Org Env Chg			
409900 Residential Collection Adjust			
410000 Roll Off Collection Permanent			
410500 Roll Off Collection Temporary			
411000 Luger Collection			
411100 Roll Off Permanent - Organics			
412000 Roll Off Collection Spec Waste			
413000 Roll Off Collection Recycling			
414000 Roll Off Fuel Charge			
414100 Roll Off Environmental Charge			
414200 Roll Off Fuel Chg - Organics			
414300 Roll Off Env Chg - Organics			
414400 Roll Off RCR Fee - Organics			
414700 Industrial Collection RMO			
414800 Roll Off RCR Fee			
414900 Roll Off Adjustments			
420000 Transfer Station			
424000 Transfer Station Fuel Charge			
424100 Transfer Station Environmental			
424400 Transfer Station RCR Fee			
424450 TS Waste Water Management			
424500 TS Mandated Fees and Taxes			
424900 Transfer Station Adjustments			
425000 Transportation Business			
450000 MRF Rcy Tolling Fees			
451200 Tip Fees			
451500 MRF Recycling Fuel Charge			
451600 MRF Rcy Environmental Charge			
451800 MRF Non Unit Yield			
451900 Other Processing Fees			
459500 Other Non Core Operating Rev			
460000 IC Transfer Station			
464450 IC TS Waste Water Management			
464500 IC TS Mandated Fees and Taxes			
465000 IC Transportation Business			
478200 IC Haz Disp Solid Disposal			
479500 IC Hazardous Mandated Fees&Tax			
490000 IC MRF Rcy Processing Fees			
491200 IC Tip Fees			
492000 IC Material Sales			
495000 IC Commercial Collection			
495005 IC Comm Coll Fuel Chg			
495010 IC Comm Coll Env Chg			
495015 IC Comm Coll RCR Fee			
495030 IC Commercial Collection Rcy			
495035 IC Comm Coll Rcy Env Chg			
495100 IC Roll Off Collection Perm			
495105 IC Roll Off Coll Perm Fuel Chg			
495110 IC Roll Off Coll Perm Env Chg			
495115 IC Roll Off Coll Perm RCR Fee			
495130 IC Roll Off Collection Rcy			
498100 IC In Plant Service Revenue			
498520 IC Med Waste Processing			
498700 IC Other Operating Revenue			
Total Revenue:			
D.500_A.507410 - Revenue Reduction - IC COGS Commercial OCC	\$ -	\$ 107,563	\$ 107,563
D.500_A.507420 - Revenue Reduction - IC COGS Hi Grades	\$ -	\$ 2,244	\$ 2,244
D.500_A.507430 - Revenue Reduction - IC COGS Comm Mixed Fiber	\$ -	\$ 125,413	\$ 125,413
D.500_A.507610 - Revenue Reduction - IC COGS Res Single Stream	\$ 8,356	\$ 12,677,314	\$ 12,685,671
D.500_A.507790 - Revenue Reduction - Other Intercompany COGS	\$ 11,067	\$ 483,848	\$ 494,915
D.500_A.507800 - Revenue Reduction - Freight	\$ 690,916	\$ 4,150,553	\$ 4,841,468
D.500_A.507830 - Revenue Reduction - COGS Tires	\$ -	\$ 15,583	\$ 15,583
D.500_A.507850 - Revenue Reduction - Inventory Burden	\$ -	\$ 6,442	\$ 6,442
D.500_A.507895 - Revenue Reduction - RMO Customer Rebates	\$ -	\$ 128,037	\$ 128,037
D.500_A.507900 - Revenue Reduction - Customer Rebates	\$ 6,603,270	\$ 293,562	\$ 6,896,832
D.500_A.507920 - Revenue Reduction - COGS Fuel Oil Diesel	\$ -	\$ 88,478	\$ 88,478
D.500_A.507940 - Revenue Reduction - COGS Pass Thru Costs	\$ -	\$ 250,702	\$ 250,702
D.500_A.507985 - Revenue Reduction - COGS Other Chemicals	\$ -	\$ 6,084,733	\$ 6,084,733
D.500_A.507000 - Revenue Reduction - COGS Commercial ONP	\$ -	\$ 15,664	\$ 15,664
D.500_A.507010 - Revenue Reduction - COGS Commercial OCC	\$ 36,016	\$ 3,910,974	\$ 3,946,989
D.500_A.507020 - Revenue Reduction - COGS Hi Grades	\$ -	\$ 68,127	\$ 68,127
D.500_A.507030 - Revenue Reduction - COGS Comm Mixed Fiber	\$ -	\$ 739,198	\$ 739,198
D.500_A.507040 - Revenue Reduction - COGS Res Mixed Fiber	\$ (24)	\$ 584	\$ 560
D.500_A.507200 - Revenue Reduction - COGS Res Mixed Containers	\$ -	\$ 213,451	\$ 213,451
D.500_A.507210 - Revenue Reduction - COGS Res Single Stream	\$ -	\$ 1,249,551	\$ 1,249,551
D.500_A.507390 - Revenue Reduction - Other Third Party COGS	\$ 468,132	\$ 1,733,316	\$ 2,201,448
D.500_A.509000 - Revenue Reduction - Disposal Fees and Taxes	\$ 10,274,319	\$ 22,751,025	\$ 33,025,344
D.500_A.509500 - Revenue Reduction - Municipal Franchise Fees	\$ 14,844,105	\$ 1,112,596	\$ 15,956,701

D.500_A.509900 - Revenue Reduction - Other Disposal Costs	\$ 26,685	\$ 2,887,026	\$ 2,913,711
D.500_A.500000 - Revenue Reduction - Disposal to Landfill	\$ 1,063,025	\$ 16,250,217	\$ 17,313,242
D.500_A.500800 - Revenue Reduction - Disposal to Other Facility	\$ 13,292,398	\$ 8,445,084	\$ 21,737,482
D.500_A.500500 - Revenue Reduction - Disposal to Transfer Station	\$ 86,249,989	\$ 9,948,875	\$ 96,198,864
D.500_A.500600 - Revenue Reduction - Disposal Transfer Stn - IC 3rd	\$ 14,316,121	\$ -	\$ 14,316,121
D.500_A.501000 - Revenue Reduction - Disposal to IC Landfill	\$ 5,066,232	\$ 21,466,662	\$ 26,532,894
D.500_A.501700 - Revenue Reduction - IC MRF Tipping Fees	\$ 18,179,646	\$ 2,424,732	\$ 20,604,378
D.500_A.501800 - Revenue Reduction - Disp to Other IC Facility	\$ 76,688	\$ 574,211	\$ 650,899
D.500_A.501500 - Revenue Reduction - Disp to IC Transfer Station	\$ 29,658,284	\$ 150,235	\$ 29,808,520
D.500_A.502700 - Revenue Reduction - IC Subcontractor Costs	\$ 319,602	\$ 4,334,625	\$ 4,654,227
D.500_A.502500 - Revenue Reduction - Subcontractor Hauling Costs	\$ 2,288,595	\$ 75,105,330	\$ 77,393,924
Total Revenue Reduction:	\$ 203,473,421	\$ 197,795,954	\$ 401,269,375
D.510_A.513000 - Direct Labor Costs - Group Insurance - WMI	\$ 1,533,698	\$ 4,645,904	\$ 6,179,601
D.510_A.513050 - Direct Labor Costs - Group Insurance - Non WMI	\$ 11,465,208	\$ 605,950	\$ 12,071,158
D.510_A.513100 - Direct Labor Costs - Workers Compensation - Premium	\$ 1,799,296	\$ 493,176	\$ 2,292,472
D.510_A.513150 - Direct Labor Costs - Workers Compensation - Claims	\$ 1,565,963	\$ 835,874	\$ 2,401,837
D.600_A.513000 - Primary Shop Costs - Group Insurance - WMI	\$ 663,773	\$ 634,424	\$ 1,298,197
D.600_A.513050 - Primary Shop Costs - Group Insurance - Non WMI	\$ 687,819	\$ -	\$ 687,819
D.600_A.513100 - Primary Shop Costs - Workers Compensation - Premium	\$ 226,531	\$ 72,691	\$ 299,222
D.600_A.513150 - Primary Shop Costs - Workers Compensation - Claims	\$ 14,250	\$ 35,981	\$ 50,231
D.650_A.513000 - Sec Equip Shop Cost - Group Insurance - WMI	\$ 244,018	\$ 228,374	\$ 472,392
D.650_A.513050 - Sec Equip Shop Cost - Group Insurance - Non WMI	\$ 551,289	\$ 392,685	\$ 943,974
D.650_A.513100 - Sec Equip Shop Cost - Workers Compensation - Premium	\$ 97,189	\$ 37,729	\$ 134,918
D.650_A.513150 - Sec Equip Shop Cost - Workers Compensation - Claims	\$ 34,250	\$ 5,511	\$ 39,761
D.700_A.513000 - Operations Support Costs - Group Insurance - WMI	\$ 758,587	\$ 2,111,161	\$ 2,869,748
D.700_A.513050 - Operations Support Costs - Group Insurance - Non WMI	\$ 29,564	\$ -	\$ 29,564
D.700_A.513100 - Operations Support Costs - Workers Compensation - Pre	\$ 181,744	\$ 165,809	\$ 347,553
D.700_A.513150 - Operations Support Costs - Workers Compensation - Clai	\$ -	\$ 30,065	\$ 30,065
D.510_A.511010 - Direct Labor Costs - Wages - Hourly Operations	\$ 41,132,589	\$ 21,455,531	\$ 62,588,120
D.510_A.511090 - Direct Labor Costs - Wages - Hourly Other	\$ 2,088	\$ 11,176	\$ 13,264
D.510_A.511510 - Direct Labor Costs - Wages - Overtime Operations	\$ 14,231,976	\$ 5,838,396	\$ 20,070,372
D.510_A.512010 - Direct Labor Costs - Wages - Bonus Operations	\$ 336,640	\$ 27,971	\$ 364,611
D.510_A.512610 - Direct Labor Costs - Wages - Other Comp Ops	\$ 442,951	\$ 204,423	\$ 647,374
D.510_A.512690 - Direct Labor Costs - Wages - Other Comp Other	\$ 93,318	\$ 45,234	\$ 138,552
D.510_A.512710 - Direct Labor Costs - Wages - Comp Absences Ops	\$ 3,144,631	\$ 2,242,108	\$ 5,386,739
D.510_A.512810 - Direct Labor Costs - Wages - Vacation Ops	\$ 2,962,461	\$ 1,102,447	\$ 4,064,907
D.510_A.512910 - Direct Labor Costs - Wages - Severance Ops	\$ -	\$ 30,242	\$ 30,242
D.510_A.514000 - Direct Labor Costs - Employer 401K Matching	\$ 462,580	\$ 1,383,159	\$ 1,845,739
D.510_A.514300 - Direct Labor Costs - Safety Program Expense	\$ 11,910	\$ 895	\$ 12,806
D.510_A.514950 - Direct Labor Costs - Pension Expense - Union	\$ 8,707,570	\$ 424,183	\$ 9,131,753
D.520_A.570000 - Primary Equip Fixed Cost - Insurance - Trucks	\$ 1,550,440	\$ 769,608	\$ 2,320,048
D.520_A.570400 - Primary Equip Fixed Cost - Insurance - General Liability	\$ 468,784	\$ 206,801	\$ 675,585
D.520_A.570500 - Primary Equip Fixed Cost - Insurance - Umbrella	\$ 330,589	\$ 147,129	\$ 477,718
D.520_A.570800 - Primary Equip Fixed Cost - Uninsured Loss - Corp Charge	\$ 537,985	\$ 80,384	\$ 618,369
D.520_A.570850 - Primary Equip Fixed Cost - Uninsured Loss - Local Settle	\$ 16,717	\$ 15,360	\$ 32,076
D.520_A.570890 - Primary Equip Fixed Cost - Fleet Pride Reclass	\$ 566,515	\$ 250,907	\$ 817,422
D.520_A.700000 - Primary Equip Fixed Cost - Depreciation - Trucks	\$ 17,574,614	\$ 2,290,447	\$ 19,865,061
D.520_A.700100 - Primary Equip Fixed Cost - Depreciation - Primary LF Equi	\$ -	\$ 4,090,199	\$ 4,090,199
D.520_A.700200 - Primary Equip Fixed Cost - Depreciation - Support Vehicle	\$ 48,941	\$ 759,698	\$ 808,639
D.520_A.700300 - Primary Equip Fixed Cost - Depreciation - Containers	\$ 1,770	\$ -	\$ 1,770
D.520_A.700400 - Primary Equip Fixed Cost - Depreciation - Equipment	\$ -	\$ 273,466	\$ 273,466
D.520_A.700600 - Primary Equip Fixed Cost - Depreciation - Buildings	\$ -	\$ 3,916	\$ 3,916
D.520_A.700700 - Primary Equip Fixed Cost - Depreciation - Leasehold Imprv	\$ 2,224	\$ -	\$ 2,224
D.520_A.703000 - Primary Equip Fixed Cost - Estimated Depreciation	\$ -	\$ 10,342	\$ 10,342
D.540_A.700200 - Sec Equip Fixed Cost - Depreciation - Support Vehicle	\$ 2,550	\$ -	\$ 2,550
D.540_A.700300 - Sec Equip Fixed Cost - Depreciation - Containers	\$ 4,327,988	\$ 3,456,757	\$ 7,784,745
D.540_A.703000 - Sec Equip Fixed Cost - Estimated Depreciation	\$ -	\$ (23)	\$ (23)
D.600_A.510510 - Primary Shop Costs - Wages - Salaried Operations	\$ 937,232	\$ 770,460	\$ 1,707,691
D.600_A.511010 - Primary Shop Costs - Wages - Hourly Operations	\$ 5,223,347	\$ 2,958,293	\$ 8,181,640
D.600_A.511510 - Primary Shop Costs - Wages - Overtime Operations	\$ 1,127,230	\$ 542,651	\$ 1,669,882
D.600_A.512010 - Primary Shop Costs - Wages - Bonus Operations	\$ 244,209	\$ 144,768	\$ 388,977
D.600_A.512090 - Primary Shop Costs - Wages - Bonus Other	\$ 502	\$ -	\$ 502
D.600_A.512610 - Primary Shop Costs - Wages - Other Comp Ops	\$ 55,161	\$ 29,211	\$ 84,372
D.600_A.512690 - Primary Shop Costs - Wages - Other Comp Other	\$ 11,743	\$ 9,352	\$ 21,095
D.600_A.512710 - Primary Shop Costs - Wages - Comp Absences Ops	\$ 454,492	\$ 282,242	\$ 736,734
D.600_A.512810 - Primary Shop Costs - Wages - Vacation Ops	\$ 271,418	\$ 126,289	\$ 397,707
D.600_A.514000 - Primary Shop Costs - Employer 401K Matching	\$ 154,336	\$ 189,224	\$ 343,560
D.600_A.514300 - Primary Shop Costs - Safety Program Expense	\$ 44,823	\$ 19,490	\$ 64,313
D.600_A.514950 - Primary Shop Costs - Pension Expense - Union	\$ 772,419	\$ 23,308	\$ 795,728
D.600_A.520000 - Primary Shop Costs - New, Retread & Repaired Tires	\$ 2,037,442	\$ 1,241,435	\$ 3,278,877
D.600_A.520100 - Primary Shop Costs - Tire Third Prty Truck Specific	\$ (29)	\$ 14,983	\$ 14,954
D.600_A.520200 - Primary Shop Costs - Tire Warranty Reimbursements	\$ (16,544)	\$ (984)	\$ (17,528)
D.600_A.520400 - Primary Shop Costs - Tire Inventory Adjustments	\$ (26,555)	\$ (16,769)	\$ (43,324)
D.600_A.520900 - Primary Shop Costs - Other Tire Maintenance	\$ 586,342	\$ 287,662	\$ 874,004
D.600_A.521000 - Primary Shop Costs - Parts Inventory Expense	\$ 6,485,461	\$ 4,784,383	\$ 11,269,844
D.600_A.521050 - Primary Shop Costs - Parts Expense - Core Charges	\$ 135,233	\$ 71,685	\$ 206,918
D.600_A.521100 - Primary Shop Costs - Maintenance Supplies Expense	\$ 639,523	\$ 512,450	\$ 1,151,973
D.600_A.521200 - Primary Shop Costs - Small Tools Expense	\$ 188,604	\$ 197,302	\$ 385,906
D.600_A.521300 - Primary Shop Costs - Non Stock Parts Expense	\$ -	\$ 999	\$ 999
D.600_A.521400 - Primary Shop Costs - Parts Inventory Adjustments	\$ (95,708)	\$ 28,670	\$ (67,038)
D.600_A.521500 - Primary Shop Costs - Obsolete Parts Expense	\$ 25,384	\$ (8,694)	\$ 16,690

D.600_A.521700 - Primary Shop Costs - MRF Screen Rubber Stars	\$ -	\$ 96,113	\$ 96,113
D.600_A.521800 - Primary Shop Costs - Industrial Gases	\$ 10,082	\$ 41,945	\$ 52,027
D.600_A.522000 - Primary Shop Costs - Primary Lubricants	\$ 879,169	\$ 390,791	\$ 1,269,960
D.600_A.523000 - Primary Shop Costs - Building Maintenance	\$ 3,509	\$ 3,392	\$ 6,901
D.600_A.523100 - Primary Shop Costs - Grounds Maintenance	\$ 1,182	\$ 4,372	\$ 5,554
D.600_A.524000 - Primary Shop Costs - Third Party Repairs	\$ 1,371,094	\$ 4,046,684	\$ 5,417,778
D.600_A.524100 - Primary Shop Costs - Third Party Painting	\$ -	\$ 524	\$ 524
D.600_A.524200 - Primary Shop Costs - Third Party Washing	\$ 484,776	\$ 104,353	\$ 589,129
D.600_A.524300 - Primary Shop Costs - Third Party Towing	\$ 586,108	\$ 110,872	\$ 696,980
D.600_A.524400 - Primary Shop Costs - Third Party Equipment Maint	\$ 76,102	\$ 147,023	\$ 223,125
D.600_A.524800 - Primary Shop Costs - Warranty Recovery	\$ (140,751)	\$ (4,051)	\$ (144,802)
D.600_A.524900 - Primary Shop Costs - Other Third Party Maintenance	\$ -	\$ 10,403	\$ 10,403
D.600_A.525000 - Primary Shop Costs - Metal Replacements - Raw Steel	\$ 20,257	\$ 8,897	\$ 29,153
D.600_A.525100 - Primary Shop Costs - Shop Paint Expense	\$ 1,583	\$ 2,221	\$ 3,804
D.600_A.529900 - Primary Shop Costs - Other Maintenance	\$ 11,990	\$ 11,676	\$ 23,666
D.600_A.570000 - Primary Shop Costs - Insurance - Trucks	\$ -	\$ 4,556	\$ 4,556
D.600_A.570400 - Primary Shop Costs - Insurance - General Liability	\$ 63,564	\$ 33,678	\$ 97,242
D.600_A.570500 - Primary Shop Costs - Insurance - Umbrella	\$ 44,821	\$ 23,947	\$ 68,768
D.600_A.570890 - Primary Shop Costs - Fleet Pride Reclass	\$ 2,185	\$ -	\$ 2,185
D.600_A.585000 - Primary Shop Costs - Travel - Auto	\$ 19,988	\$ 29,654	\$ 49,642
D.600_A.585100 - Primary Shop Costs - Travel - Airlines	\$ 787	\$ 6,951	\$ 7,738
D.600_A.585200 - Primary Shop Costs - Travel - Meals	\$ 2,492	\$ 5,131	\$ 7,622
D.600_A.585300 - Primary Shop Costs - Travel - Lodging	\$ 25,214	\$ 21,420	\$ 46,635
D.600_A.585600 - Primary Shop Costs - Travel - Other	\$ 9,517	\$ 2,617	\$ 12,134
D.600_A.585700 - Primary Shop Costs - Entertainment	\$ -	\$ 78	\$ 78
D.600_A.585900 - Primary Shop Costs - Meals	\$ 5,368	\$ 1,960	\$ 7,328
D.600_A.700100 - Primary Shop Costs - Depreciation - Primary LF Equi	\$ -	\$ 60,638	\$ 60,638
D.600_A.700200 - Primary Shop Costs - Depreciation - Support Vehicle	\$ 48,001	\$ 15,532	\$ 63,532
D.600_A.700400 - Primary Shop Costs - Depreciation - Equipment	\$ 45,575	\$ 3,699,898	\$ 3,745,472
D.600_A.700600 - Primary Shop Costs - Depreciation - Buildings	\$ -	\$ 21,587	\$ 21,587
D.600_A.700700 - Primary Shop Costs - Depreciation - Leasehold Imprv	\$ 38,293	\$ -	\$ 38,293
D.650_A.510510 - Sec Equip Shop Cost - Wages - Salaried Operations	\$ -	\$ 188,817	\$ 188,817
D.650_A.511010 - Sec Equip Shop Cost - Wages - Hourly Operations	\$ 2,911,644	\$ 2,492,647	\$ 5,404,292
D.650_A.511510 - Sec Equip Shop Cost - Wages - Overtime Operations	\$ 797,363	\$ 434,241	\$ 1,231,604
D.650_A.512010 - Sec Equip Shop Cost - Wages - Bonus Operations	\$ 5,148	\$ 4,543	\$ 9,691
D.650_A.512610 - Sec Equip Shop Cost - Wages - Other Comp Ops	\$ 24,992	\$ 49,740	\$ 74,732
D.650_A.512690 - Sec Equip Shop Cost - Wages - Other Comp Other	\$ 6,343	\$ 6,951	\$ 13,293
D.650_A.512710 - Sec Equip Shop Cost - Wages - Comp Absences Ops	\$ 223,489	\$ 247,090	\$ 470,579
D.650_A.512810 - Sec Equip Shop Cost - Wages - Vacation Ops	\$ 155,870	\$ 100,600	\$ 256,469
D.650_A.514000 - Sec Equip Shop Cost - Employer 401K Matching	\$ 29,905	\$ 110,233	\$ 140,138
D.650_A.514300 - Sec Equip Shop Cost - Safety Program Expense	\$ 1,353	\$ 37,207	\$ 38,560
D.650_A.514950 - Sec Equip Shop Cost - Pension Expense - Union	\$ 389,494	\$ 247,637	\$ 637,130
D.650_A.520000 - Sec Equip Shop Cost - New, Retread & Repaired Tires	\$ 9,792	\$ 3,445	\$ 13,237
D.650_A.520100 - Sec Equip Shop Cost - Tire Third Prty Truck Specific	\$ 465	\$ -	\$ 465
D.650_A.520200 - Sec Equip Shop Cost - Tire Warranty Reimbursements	\$ 1,572	\$ -	\$ 1,572
D.650_A.520900 - Sec Equip Shop Cost - Other Tire Maintenance	\$ -	\$ 2,996	\$ 2,996
D.650_A.521000 - Sec Equip Shop Cost - Parts Inventory Expense	\$ 173,864	\$ 365,189	\$ 539,053
D.650_A.521100 - Sec Equip Shop Cost - Maintenance Supplies Expense	\$ 95,357	\$ 235,468	\$ 330,825
D.650_A.521200 - Sec Equip Shop Cost - Small Tools Expense	\$ 11,945	\$ 47,121	\$ 59,065
D.650_A.521800 - Sec Equip Shop Cost - Industrial Gases	\$ 3,514	\$ 23,955	\$ 27,469
D.650_A.522000 - Sec Equip Shop Cost - Primary Lubricants	\$ 462	\$ 193	\$ 655
D.650_A.523000 - Sec Equip Shop Cost - Building Maintenance	\$ 233	\$ 9,783	\$ 10,016
D.650_A.523100 - Sec Equip Shop Cost - Grounds Maintenance	\$ -	\$ 12,279	\$ 12,279
D.650_A.524000 - Sec Equip Shop Cost - Third Party Repairs	\$ 346,724	\$ 201,856	\$ 548,579
D.650_A.524100 - Sec Equip Shop Cost - Third Party Painting	\$ -	\$ 77	\$ 77
D.650_A.524200 - Sec Equip Shop Cost - Third Party Washing	\$ -	\$ 21	\$ 21
D.650_A.524300 - Sec Equip Shop Cost - Third Party Towing	\$ 1,636	\$ 13,339	\$ 14,974
D.650_A.524400 - Sec Equip Shop Cost - Third Party Equipment Maint	\$ 19,267	\$ 16,875	\$ 36,143
D.650_A.524500 - Sec Equip Shop Cost - Third Party Compactor Repairs	\$ 15,121	\$ 38,294	\$ 53,415
D.650_A.524900 - Sec Equip Shop Cost - Other Third Party Maintenance	\$ -	\$ 1,835	\$ 1,835
D.650_A.525000 - Sec Equip Shop Cost - Metal Replacements - Raw Steel	\$ 51,829	\$ 801,289	\$ 853,118
D.650_A.525100 - Sec Equip Shop Cost - Shop Paint Expense	\$ 4,191	\$ 152,364	\$ 156,555
D.650_A.525200 - Sec Equip Shop Cost - Container Lids	\$ 88,959	\$ 241,423	\$ 330,382
D.650_A.525300 - Sec Equip Shop Cost - Container Casters	\$ 83,647	\$ 200,154	\$ 283,800
D.650_A.525500 - Sec Equip Shop Cost - Compactor Repairs	\$ 2,018	\$ 5,672	\$ 7,690
D.650_A.525800 - Sec Equip Shop Cost - Container Liners	\$ 57,608	\$ -	\$ 57,608
D.650_A.525900 - Sec Equip Shop Cost - Third Party Container Maint	\$ 508,005	\$ 133,930	\$ 641,935
D.650_A.529900 - Sec Equip Shop Cost - Other Maintenance	\$ 39,549	\$ 3,079	\$ 42,628
D.650_A.570000 - Sec Equip Shop Cost - Insurance - Trucks	\$ -	\$ 34,063	\$ 34,063
D.650_A.570400 - Sec Equip Shop Cost - Insurance - General Liability	\$ 31,106	\$ 24,842	\$ 55,949
D.650_A.570500 - Sec Equip Shop Cost - Insurance - Umbrella	\$ 21,933	\$ 17,658	\$ 39,591
D.650_A.570890 - Sec Equip Shop Cost - Fleet Pride Reclass	\$ 3,243	\$ 927	\$ 4,170
D.650_A.585000 - Sec Equip Shop Cost - Travel - Auto	\$ -	\$ 1,670	\$ 1,670
D.650_A.585100 - Sec Equip Shop Cost - Travel - Airlines	\$ -	\$ 849	\$ 849
D.650_A.585200 - Sec Equip Shop Cost - Travel - Meals	\$ -	\$ 582	\$ 582
D.650_A.585300 - Sec Equip Shop Cost - Travel - Lodging	\$ -	\$ 769	\$ 769
D.650_A.585600 - Sec Equip Shop Cost - Travel - Other	\$ 5,513	\$ 661	\$ 6,174
D.650_A.700000 - Sec Equip Shop Cost - Depreciation - Trucks	\$ 20,592	\$ 7,718	\$ 28,310
D.650_A.700100 - Sec Equip Shop Cost - Depreciation - Primary LF Equi	\$ -	\$ 4,978	\$ 4,978
D.650_A.700200 - Sec Equip Shop Cost - Depreciation - Support Vehicle	\$ 256,206	\$ 25,822	\$ 282,028
D.650_A.700400 - Sec Equip Shop Cost - Depreciation - Equipment	\$ 1,817	\$ 13,462	\$ 15,279
D.650_A.700600 - Sec Equip Shop Cost - Depreciation - Buildings	\$ -	\$ 22,509	\$ 22,509
D.700_A.510510 - Operations Support Costs - Wages - Salaried Operations	\$ 4,305,379	\$ 6,490,194	\$ 10,795,574
D.700_A.511010 - Operations Support Costs - Wages - Hourly Operations	\$ 1,132,132	\$ 5,038,668	\$ 6,170,800

D.700_A.511510 - Operations Support Costs - Wages - Overtime Operations	\$ 202,927	\$ 802,774	\$ 1,005,701
D.700_A.512010 - Operations Support Costs - Wages - Bonus Operations	\$ 389,147	\$ 1,246,300	\$ 1,635,448
D.700_A.512090 - Operations Support Costs - Wages - Bonus Other	\$ 409,480	\$ -	\$ 409,480
D.700_A.512610 - Operations Support Costs - Wages - Other Comp Ops	\$ 32,865	\$ 73,725	\$ 106,591
D.700_A.512690 - Operations Support Costs - Wages - Other Comp Other	\$ 5,817	\$ 15,543	\$ 21,360
D.700_A.512710 - Operations Support Costs - Wages - Comp Absences Ops	\$ 131,822	\$ 634,021	\$ 765,843
D.700_A.512810 - Operations Support Costs - Wages - Vacation Ops	\$ 1,902	\$ 18,515	\$ 20,417
D.700_A.512910 - Operations Support Costs - Wages - Severance Ops	\$ -	\$ 44,695	\$ 44,695
D.700_A.514000 - Operations Support Costs - Employer 401K Matching	\$ 196,370	\$ 390,668	\$ 587,037
D.700_A.514300 - Operations Support Costs - Safety Program Expense	\$ 527,377	\$ 735,833	\$ 1,263,210
D.700_A.514950 - Operations Support Costs - Pension Expense - Union	\$ 21,068	\$ 660	\$ 21,728
D.700_A.520000 - Operations Support Costs - New, Retread & Repaired Tires	\$ 3,294	\$ 1,299	\$ 4,593
D.700_A.520200 - Operations Support Costs - Tire Warranty Reimbursements	\$ 3,339	\$ -	\$ 3,339
D.700_A.520900 - Operations Support Costs - Other Tire Maintenance	\$ -	\$ 25	\$ 25
D.700_A.521000 - Operations Support Costs - Parts Inventory Expense	\$ 19,486	\$ 119,915	\$ 139,401
D.700_A.521050 - Operations Support Costs - Parts Expense - Core Charges	\$ -	\$ 22	\$ 22
D.700_A.521100 - Operations Support Costs - Maintenance Supplies Expense	\$ 92,227	\$ 185,227	\$ 277,454
D.700_A.521200 - Operations Support Costs - Small Tools Expense	\$ 34,634	\$ 49,642	\$ 84,277
D.700_A.521800 - Operations Support Costs - Industrial Gases	\$ 152	\$ 16,280	\$ 16,432
D.700_A.521900 - Operations Support Costs - Other Parts & Supplies Maint	\$ -	\$ 56	\$ 56
D.700_A.522000 - Operations Support Costs - Primary Lubricants	\$ 356	\$ 333	\$ 689
D.700_A.523000 - Operations Support Costs - Building Maintenance	\$ 783,187	\$ 1,513,576	\$ 2,296,763
D.700_A.523100 - Operations Support Costs - Grounds Maintenance	\$ 374,078	\$ 587,389	\$ 961,468
D.700_A.524000 - Operations Support Costs - Third Party Repairs	\$ 182,801	\$ 369,610	\$ 552,411
D.700_A.524200 - Operations Support Costs - Third Party Washing	\$ 6,735	\$ 3,757	\$ 10,491
D.700_A.524300 - Operations Support Costs - Third Party Towing	\$ 3,442	\$ 12,644	\$ 16,086
D.700_A.524400 - Operations Support Costs - Third Party Equipment Maint	\$ 390,099	\$ 121,884	\$ 511,983
D.700_A.524900 - Operations Support Costs - Other Third Party Maintenance	\$ 10,527	\$ 3,995	\$ 14,523
D.700_A.529000 - Operations Support Costs - Maintenance - Portables	\$ -	\$ 462	\$ 462
D.700_A.529900 - Operations Support Costs - Other Maintenance	\$ 60,944	\$ 14,382	\$ 75,326
D.700_A.529950 - Operations Support Costs - Maintenance - Owner Operator	\$ -	\$ 303	\$ 303
D.700_A.550000 - Operations Support Costs - Groundwater Monitoring	\$ 31,988	\$ 136,484	\$ 168,472
D.700_A.550400 - Operations Support Costs - Leachate Monitoring	\$ -	\$ 15	\$ 15
D.700_A.550900 - Operations Support Costs - Other Monitoring	\$ -	\$ 30,656	\$ 30,656
D.700_A.552000 - Operations Support Costs - L.F. Testing, Engineering	\$ -	\$ 6,706	\$ 6,706
D.700_A.552100 - Operations Support Costs - Lab Fees	\$ -	\$ 5,600	\$ 5,600
D.700_A.570000 - Operations Support Costs - Insurance - Trucks	\$ -	\$ 39,133	\$ 39,133
D.700_A.570200 - Operations Support Costs - Insurance - Building	\$ 94,779	\$ 271,255	\$ 366,034
D.700_A.570400 - Operations Support Costs - Insurance - General Liability	\$ 52,476	\$ 99,579	\$ 152,055
D.700_A.570500 - Operations Support Costs - Insurance - Umbrella	\$ 37,002	\$ 70,439	\$ 107,441
D.700_A.570550 - Operations Support Costs - Insurance - Pollution	\$ -	\$ 46,000	\$ 46,000
D.700_A.570850 - Operations Support Costs - Uninsured Loss - Local Settle	\$ -	\$ 1,382	\$ 1,382
D.700_A.570890 - Operations Support Costs - Fleet Pride Reclass	\$ 2,855	\$ 5,703	\$ 8,558
D.700_A.570900 - Operations Support Costs - Performance Bond Expense	\$ 104,788	\$ 708,786	\$ 813,574
D.700_A.585000 - Operations Support Costs - Travel - Auto	\$ 42,924	\$ 206,109	\$ 249,034
D.700_A.585100 - Operations Support Costs - Travel - Airlines	\$ 16,976	\$ 123,453	\$ 140,429
D.700_A.585200 - Operations Support Costs - Travel - Meals	\$ 12,209	\$ 74,942	\$ 87,151
D.700_A.585300 - Operations Support Costs - Travel - Lodging	\$ 90,951	\$ 229,623	\$ 320,573
D.700_A.585600 - Operations Support Costs - Travel - Other	\$ 22,272	\$ 48,960	\$ 71,231
D.700_A.585700 - Operations Support Costs - Entertainment	\$ 8,979	\$ 5,337	\$ 14,316
D.700_A.585800 - Operations Support Costs - Event Tickets	\$ 80	\$ 533	\$ 613
D.700_A.585900 - Operations Support Costs - Meals	\$ 43,259	\$ 32,788	\$ 76,048
D.700_A.700000 - Operations Support Costs - Depreciation - Trucks	\$ -	\$ 29,300	\$ 29,300
D.700_A.700100 - Operations Support Costs - Depreciation - Primary LF Equip	\$ -	\$ 9,898	\$ 9,898
D.700_A.700200 - Operations Support Costs - Depreciation - Support Vehicle	\$ 68,106	\$ 137,424	\$ 205,530
D.700_A.700300 - Operations Support Costs - Depreciation - Containers	\$ -	\$ 19,882	\$ 19,882
D.700_A.700400 - Operations Support Costs - Depreciation - Equipment	\$ 181,810	\$ 630,654	\$ 812,464
D.700_A.700500 - Operations Support Costs - Depreciation - Office Equip	\$ 10,917	\$ 48,179	\$ 59,097
D.700_A.700600 - Operations Support Costs - Depreciation - Buildings	\$ 2,132,118	\$ 2,694,465	\$ 4,826,582
D.700_A.700700 - Operations Support Costs - Depreciation - Leasehold Imprv	\$ 1,122,197	\$ 1,238,722	\$ 2,360,920
D.700_A.700750 - Operations Support Costs - Depreciation - Land Improveme	\$ 502,043	\$ 70,581	\$ 572,624
D.700_A.703000 - Operations Support Costs - Estimated Depreciation	\$ (18,125)	\$ 49,912	\$ 31,787
D.510_A.515000 - Direct Labor Costs - Payroll Tax Expense	\$ 5,255,537	\$ 2,192,924	\$ 7,448,461
D.510_A.516100 - Direct Labor Costs - Temporary Agency Labor	\$ 78,151	\$ 6,010,653	\$ 6,088,804
D.510_A.518100 - Direct Labor Costs - Employment Fees	\$ 84,279	\$ 95,042	\$ 179,321
D.510_A.518200 - Direct Labor Costs - Employee & Community Activity	\$ 105	\$ 90	\$ 195
D.510_A.518300 - Direct Labor Costs - Medical Expense	\$ 44,116	\$ 35,247	\$ 79,363
D.510_A.518400 - Direct Labor Costs - Uniforms	\$ 120,584	\$ 140,914	\$ 261,498
D.510_A.518900 - Direct Labor Costs - Other Employee Costs	\$ 36,036	\$ 55,737	\$ 91,773
D.510_A.581100 - Direct Labor Costs - Seminars & Education	\$ -	\$ 166	\$ 166
D.510_A.581300 - Direct Labor Costs - Training Expense	\$ 329	\$ -	\$ 329
D.520_A.530000 - Primary Equip Fixed Cost - Taxes - Personal Property	\$ -	\$ 1,435	\$ 1,435
D.520_A.531100 - Primary Equip Fixed Cost - Rental - Office Equipment	\$ 1,588	\$ 2,811	\$ 4,399
D.520_A.531200 - Primary Equip Fixed Cost - Rental - Ops Equipment	\$ -	\$ 1,077,001	\$ 1,077,001
D.520_A.537000 - Primary Equip Fixed Cost - Road Use Taxes	\$ 425,810	\$ 19,772	\$ 445,582
D.520_A.537100 - Primary Equip Fixed Cost - Toll Roads	\$ -	\$ 59,636	\$ 59,636
D.520_A.537200 - Primary Equip Fixed Cost - Traffic Violations	\$ 150	\$ 4,530	\$ 4,680
D.520_A.537500 - Primary Equip Fixed Cost - Vehicle License, Fees, Permits	\$ 1,390,310	\$ 176,453	\$ 1,566,763
D.520_A.537900 - Primary Equip Fixed Cost - Other Transportation Costs	\$ -	\$ 86,667	\$ 86,667
D.600_A.515000 - Primary Shop Costs - Payroll Tax Expense	\$ 706,808	\$ 349,368	\$ 1,056,176
D.600_A.516100 - Primary Shop Costs - Temporary Agency Labor	\$ 22,629	\$ -	\$ 22,629
D.600_A.518000 - Primary Shop Costs - Employee Relocation Expense	\$ -	\$ 2,614	\$ 2,614
D.600_A.518100 - Primary Shop Costs - Employment Fees	\$ 15,600	\$ 17,602	\$ 33,202
D.600_A.518200 - Primary Shop Costs - Employee & Community Activity	\$ 276	\$ 468	\$ 744

D.600_A.518300 - Primary Shop Costs - Medical Expense	\$ 1,787	\$ 6,738	\$ 8,525
D.600_A.518400 - Primary Shop Costs - Uniforms	\$ 67,171	\$ 43,539	\$ 110,710
D.600_A.518900 - Primary Shop Costs - Other Employee Costs	\$ 5,292	\$ 1,055	\$ 6,347
D.600_A.531100 - Primary Shop Costs - Rental - Office Equipment	\$ -	\$ 1,967	\$ 1,967
D.600_A.531200 - Primary Shop Costs - Rental - Ops Equipment	\$ 1,442	\$ 184,616	\$ 186,059
D.600_A.532000 - Primary Shop Costs - Security	\$ -	\$ 40	\$ 40
D.600_A.535000 - Primary Shop Costs - Clear Diesel Fuel - On Hwy	\$ 5,408,982	\$ 3,375,489	\$ 8,784,471
D.600_A.535020 - Primary Shop Costs - Bio-Diesel Fuel - On Hwy	\$ 446,460	\$ -	\$ 446,460
D.600_A.535050 - Primary Shop Costs - Dyed Diesel Fuel - Off Hwy	\$ -	\$ 2,388,967	\$ 2,388,967
D.600_A.535090 - Primary Shop Costs - Diesel Emission Fuel Additive	\$ 4,895	\$ 27,113	\$ 32,009
D.600_A.535100 - Primary Shop Costs - Gasoline	\$ 34,883	\$ 96,706	\$ 131,588
D.600_A.535200 - Primary Shop Costs - Propane Fuel	\$ 2,577	\$ 357,723	\$ 360,300
D.600_A.535500 - Primary Shop Costs - CNG	\$ 3,506,330	\$ 543,145	\$ 4,049,475
D.600_A.535900 - Primary Shop Costs - Other Fuels	\$ 1,456	\$ 1,757	\$ 3,213
D.600_A.536000 - Primary Shop Costs - Fuel Tax Credit	\$ (113,306)	\$ (25,372)	\$ (138,679)
D.600_A.537500 - Primary Shop Costs - Vehicle License, Fees, Permits	\$ 5,135	\$ 5,539	\$ 10,674
D.600_A.564000 - Primary Shop Costs - Computer Supplies	\$ 2,651	\$ 641	\$ 3,292
D.600_A.564100 - Primary Shop Costs - PC Expense	\$ 13,117	\$ 4,247	\$ 17,364
D.600_A.568000 - Primary Shop Costs - Environmental Compliance	\$ 14,183	\$ 558	\$ 14,741
D.600_A.568100 - Primary Shop Costs - Technical Services	\$ 997	\$ 280	\$ 1,277
D.600_A.575000 - Primary Shop Costs - Miscellaneous	\$ 101	\$ 1,901	\$ 2,002
D.600_A.577000 - Primary Shop Costs - Printing	\$ 891	\$ 150	\$ 1,041
D.600_A.577500 - Primary Shop Costs - Procurement Card Rebate	\$ (155,301)	\$ (172,100)	\$ (327,401)
D.600_A.581100 - Primary Shop Costs - Seminars & Education	\$ 280	\$ 1,478	\$ 1,757
D.600_A.581300 - Primary Shop Costs - Training Expense	\$ 1,026	\$ 12,242	\$ 13,268
D.600_A.582000 - Primary Shop Costs - Office Supplies	\$ 2,117	\$ 2,278	\$ 4,395
D.600_A.582100 - Primary Shop Costs - Bale Wire	\$ 153	\$ -	\$ 153
D.600_A.582200 - Primary Shop Costs - Tarps	\$ -	\$ 7,861	\$ 7,861
D.600_A.582900 - Primary Shop Costs - Other Supplies	\$ 18,179	\$ 23,859	\$ 42,039
D.600_A.584000 - Primary Shop Costs - Telephone - Office	\$ -	\$ (63)	\$ (63)
D.600_A.584100 - Primary Shop Costs - Telephone - Mobile/Pager	\$ 10,784	\$ 17,412	\$ 28,196
D.600_A.584200 - Primary Shop Costs - Specialized Operations Equipmt	\$ -	\$ 877	\$ 877
D.650_A.515000 - Sec Equip Shop Cost - Payroll Tax Expense	\$ 351,344	\$ 262,841	\$ 614,186
D.650_A.516000 - Sec Equip Shop Cost - Independent Contract Labor	\$ 871,591	\$ -	\$ 871,591
D.650_A.516100 - Sec Equip Shop Cost - Temporary Agency Labor	\$ 140,109	\$ 22,592	\$ 162,700
D.650_A.518100 - Sec Equip Shop Cost - Employment Fees	\$ 11,975	\$ 3,255	\$ 15,230
D.650_A.518200 - Sec Equip Shop Cost - Employee & Community Activity	\$ -	\$ 4,014	\$ 4,014
D.650_A.518300 - Sec Equip Shop Cost - Medical Expense	\$ 461	\$ 4,275	\$ 4,737
D.650_A.518400 - Sec Equip Shop Cost - Uniforms	\$ -	\$ 40,761	\$ 40,761
D.650_A.518900 - Sec Equip Shop Cost - Other Employee Costs	\$ 2,990	\$ 149	\$ 3,139
D.650_A.531100 - Sec Equip Shop Cost - Rental - Office Equipment	\$ 11,532	\$ 3,096	\$ 14,628
D.650_A.531125 - Sec Equip Shop Cost - Rental - Compactors	\$ 6,000	\$ 10,828	\$ 16,828
D.650_A.531200 - Sec Equip Shop Cost - Rental - Ops Equipment	\$ 75,596	\$ 102,431	\$ 178,027
D.650_A.534000 - Sec Equip Shop Cost - Utilities	\$ -	\$ 58,752	\$ 58,752
D.650_A.535000 - Sec Equip Shop Cost - Clear Diesel Fuel - On Hwy	\$ 714	\$ 4,088	\$ 4,802
D.650_A.535020 - Sec Equip Shop Cost - Bio-Diesel Fuel - On Hwy	\$ 39,388	\$ -	\$ 39,388
D.650_A.535090 - Sec Equip Shop Cost - Diesel Emission Fuel Additive	\$ -	\$ 182	\$ 182
D.650_A.535100 - Sec Equip Shop Cost - Gasoline	\$ 66,699	\$ -	\$ 66,699
D.650_A.535200 - Sec Equip Shop Cost - Propane Fuel	\$ 8,376	\$ 4,116	\$ 12,492
D.650_A.535500 - Sec Equip Shop Cost - CNG	\$ -	\$ (54)	\$ (54)
D.650_A.535900 - Sec Equip Shop Cost - Other Fuels	\$ 231	\$ 296	\$ 526
D.650_A.536000 - Sec Equip Shop Cost - Fuel Tax Credit	\$ -	\$ (126)	\$ (126)
D.650_A.537000 - Sec Equip Shop Cost - Road Use Taxes	\$ 2,428	\$ -	\$ 2,428
D.650_A.537500 - Sec Equip Shop Cost - Vehicle License, Fees, Permits	\$ 16,588	\$ 11,251	\$ 27,838
D.650_A.537900 - Sec Equip Shop Cost - Other Transportation Costs	\$ 505,248	\$ 270,360	\$ 775,608
D.650_A.564000 - Sec Equip Shop Cost - Computer Supplies	\$ 635	\$ 345	\$ 980
D.650_A.564100 - Sec Equip Shop Cost - PC Expense	\$ -	\$ 1,599	\$ 1,599
D.650_A.568000 - Sec Equip Shop Cost - Environmental Compliance	\$ 685	\$ 141	\$ 826
D.650_A.575000 - Sec Equip Shop Cost - Miscellaneous	\$ -	\$ 9,174	\$ 9,174
D.650_A.576000 - Sec Equip Shop Cost - Postage	\$ -	\$ 373	\$ 373
D.650_A.577000 - Sec Equip Shop Cost - Printing	\$ 15,405	\$ 45,561	\$ 60,965
D.650_A.577500 - Sec Equip Shop Cost - Procurement Card Rebate	\$ (11,697)	\$ (18,527)	\$ (30,223)
D.650_A.581100 - Sec Equip Shop Cost - Seminars & Education	\$ -	\$ 139	\$ 139
D.650_A.581300 - Sec Equip Shop Cost - Training Expense	\$ -	\$ 936	\$ 936
D.650_A.582000 - Sec Equip Shop Cost - Office Supplies	\$ 72	\$ 3,364	\$ 3,436
D.650_A.582100 - Sec Equip Shop Cost - Bale Wire	\$ -	\$ 3,022	\$ 3,022
D.650_A.582200 - Sec Equip Shop Cost - Tarps	\$ 419	\$ -	\$ 419
D.650_A.582900 - Sec Equip Shop Cost - Other Supplies	\$ 8,418	\$ 152,230	\$ 160,648
D.650_A.584000 - Sec Equip Shop Cost - Telephone - Office	\$ -	\$ 4	\$ 4
D.650_A.584100 - Sec Equip Shop Cost - Telephone - Mobile/Pager	\$ 6,297	\$ 4,214	\$ 10,511
D.700_A.515000 - Operations Support Costs - Payroll Tax Expense	\$ 542,271	\$ 1,139,304	\$ 1,681,575
D.700_A.516100 - Operations Support Costs - Temporary Agency Labor	\$ 159,999	\$ 126,786	\$ 286,785
D.700_A.518000 - Operations Support Costs - Employee Relocation Expense	\$ 42,636	\$ 57,210	\$ 99,847
D.700_A.518100 - Operations Support Costs - Employment Fees	\$ 32,155	\$ 107,927	\$ 140,082
D.700_A.518200 - Operations Support Costs - Employee & Community Activity	\$ 311,563	\$ 171,284	\$ 482,847
D.700_A.518300 - Operations Support Costs - Medical Expense	\$ 46,719	\$ 69,491	\$ 116,210
D.700_A.518400 - Operations Support Costs - Uniforms	\$ 162,384	\$ 152,828	\$ 315,212
D.700_A.518900 - Operations Support Costs - Other Employee Costs	\$ 447	\$ 20,334	\$ 20,781
D.700_A.530000 - Operations Support Costs - Taxes - Personal Property	\$ 447,116	\$ 734,041	\$ 1,181,157
D.700_A.530100 - Operations Support Costs - Taxes - Real Property	\$ 829,424	\$ 2,388,968	\$ 3,218,392
D.700_A.531000 - Operations Support Costs - Rental - Land-Bldg-Office	\$ 3,293,483	\$ 5,387,424	\$ 8,680,907
D.700_A.531100 - Operations Support Costs - Rental - Office Equipment	\$ 112,360	\$ 114,953	\$ 227,313
D.700_A.531200 - Operations Support Costs - Rental - Ops Equipment	\$ 43,002	\$ 123,071	\$ 166,074
D.700_A.532000 - Operations Support Costs - Security	\$ 16,843	\$ 65,534	\$ 82,377

D.700_A.534000 - Operations Support Costs - Utilities	\$ 1,166,122	\$ 2,307,637	\$ 3,473,759
D.700_A.535000 - Operations Support Costs - Clear Diesel Fuel - On Hwy	\$ 1,994	\$ 72,528	\$ 74,522
D.700_A.535020 - Operations Support Costs - Bio-Diesel Fuel - On Hwy	\$ 10,515	\$ -	\$ 10,515
D.700_A.535050 - Operations Support Costs - Dyed Diesel Fuel - Off Hwy	\$ -	\$ 19,245	\$ 19,245
D.700_A.535090 - Operations Support Costs - Diesel Emission Fuel Additive	\$ 281	\$ 412	\$ 694
D.700_A.535100 - Operations Support Costs - Gasoline	\$ 97,864	\$ 68,158	\$ 166,022
D.700_A.535200 - Operations Support Costs - Propane Fuel	\$ 115	\$ 32,125	\$ 32,240
D.700_A.535500 - Operations Support Costs - CNG	\$ 448	\$ (0)	\$ 448
D.700_A.535900 - Operations Support Costs - Other Fuels	\$ 60	\$ 362	\$ 421
D.700_A.536000 - Operations Support Costs - Fuel Tax Credit	\$ -	\$ (485)	\$ (485)
D.700_A.537000 - Operations Support Costs - Road Use Taxes	\$ 540	\$ 2,700	\$ 3,240
D.700_A.537100 - Operations Support Costs - Toll Roads	\$ 16,462	\$ 597	\$ 17,059
D.700_A.537200 - Operations Support Costs - Traffic Violations	\$ 609	\$ 133	\$ 742
D.700_A.537500 - Operations Support Costs - Vehicle License, Fees, Permits	\$ 13,094	\$ 33,465	\$ 46,559
D.700_A.537900 - Operations Support Costs - Other Transportation Costs	\$ 2,427	\$ 44,800	\$ 47,227
D.700_A.564000 - Operations Support Costs - Computer Supplies	\$ 32,472	\$ 43,338	\$ 75,810
D.700_A.564100 - Operations Support Costs - PC Expense	\$ 61,686	\$ 91,340	\$ 153,026
D.700_A.568000 - Operations Support Costs - Environmental Compliance	\$ 852,090	\$ 462,676	\$ 1,314,766
D.700_A.568100 - Operations Support Costs - Technical Services	\$ -	\$ 25,597	\$ 25,597
D.700_A.569000 - Operations Support Costs - Fines	\$ 4,633	\$ 13,916	\$ 18,549
D.700_A.569500 - Operations Support Costs - Penalties	\$ 288,486	\$ 5,739	\$ 294,225
D.700_A.571000 - Operations Support Costs - License, Fees, Permits	\$ 65,965	\$ 244,721	\$ 310,686
D.700_A.571200 - Operations Support Costs - L.F. Fees & Taxes	\$ -	\$ (0)	\$ (0)
D.700_A.575000 - Operations Support Costs - Miscellaneous	\$ (5,601)	\$ 120,221	\$ 114,620
D.700_A.576000 - Operations Support Costs - Postage	\$ 156,426	\$ 82,064	\$ 238,490
D.700_A.577000 - Operations Support Costs - Printing	\$ 485,962	\$ 29,645	\$ 515,607
D.700_A.577500 - Operations Support Costs - Procurement Card Rebate	\$ (69,348)	\$ (92,415)	\$ (161,764)
D.700_A.581000 - Operations Support Costs - Educational Manuals/Publ	\$ -	\$ 3,410	\$ 3,410
D.700_A.581100 - Operations Support Costs - Seminars & Education	\$ 245	\$ 23,023	\$ 23,267
D.700_A.581200 - Operations Support Costs - Conventions/Meetings	\$ -	\$ 3,250	\$ 3,250
D.700_A.581300 - Operations Support Costs - Training Expense	\$ 15,360	\$ 72,480	\$ 87,840
D.700_A.581400 - Operations Support Costs - Tuition Reimbursment	\$ 4,000	\$ -	\$ 4,000
D.700_A.582000 - Operations Support Costs - Office Supplies	\$ 101,797	\$ 241,970	\$ 343,767
D.700_A.582100 - Operations Support Costs - Bale Wire	\$ -	\$ 533,106	\$ 533,106
D.700_A.582200 - Operations Support Costs - Tarps	\$ 911	\$ 25,434	\$ 26,345
D.700_A.582300 - Operations Support Costs - Portables Supplies	\$ -	\$ 3,141	\$ 3,141
D.700_A.582400 - Operations Support Costs - Chemical Supplies	\$ -	\$ 822	\$ 822
D.700_A.582800 - Operations Support Costs - Vehicles Safety Initiatives	\$ 19,720	\$ 1,633	\$ 21,353
D.700_A.582900 - Operations Support Costs - Other Supplies	\$ 429,829	\$ 481,621	\$ 911,450
D.700_A.584000 - Operations Support Costs - Telephone - Office	\$ 414,857	\$ 595,079	\$ 1,009,935
D.700_A.584100 - Operations Support Costs - Telephone - Mobile/Pager	\$ 179,172	\$ 207,075	\$ 386,247
D.700_A.584200 - Operations Support Costs - Specialized Operations Equipmt	\$ 738,121	\$ 355,973	\$ 1,094,094
D.790_A.599000 - Other Operating Expenses - Sale of Assets - PS System	\$ (363,564)	\$ (203,158)	\$ (566,722)
D.790_A.599050 - Other Operating Expenses - Sale of Assets - Non-PS System	\$ 45,519	\$ (337,825)	\$ (292,306)
D.790_A.599900 - Other Operating Expenses - Unallocated IC Charges	\$ -	\$ (248)	\$ (248)
D.600_A.598000 - Primary Shop Costs - Allocation out	\$ (1,011,991)	\$ (286,363)	\$ (1,298,355)
D.600_A.598100 - Primary Shop Costs - Allocation in	\$ 332,930	\$ 380,959	\$ 713,889
D.650_A.598000 - Sec Equip Shop Cost - Allocation out	\$ -	\$ (4,881,943)	\$ (4,881,943)
D.650_A.598100 - Sec Equip Shop Cost - Allocation in	\$ 4,957,508	\$ 228,886	\$ 5,186,394
D.700_A.598000 - Operations Support Costs - Allocation out	\$ -	\$ (2,689,065)	\$ (2,689,065)
D.700_A.598100 - Operations Support Costs - Allocation in	\$ 2,146,532	\$ 717,646	\$ 2,864,178
Total Operating Expenses:	\$ 196,792,681	\$ 136,669,138	\$ 333,461,819
D.800_A.613000 - Sales Expenses - Group Insurance - WMI	\$ -	\$ 886,354	\$ 886,354
D.800_A.613100 - Sales Expenses - Workers Compensation - Premium	\$ -	\$ 77,823	\$ 77,823
D.800_A.613150 - Sales Expenses - Workers Compensation - Claims	\$ -	\$ 23	\$ 23
D.900_A.613000 - General & Administrative Exp - Group Insurance - WMI	\$ -	\$ 718,226	\$ 718,226
D.900_A.613100 - General & Administrative Exp - Workers Compensation - Prem	\$ -	\$ 49,742	\$ 49,742
D.800_A.610510 - Sales Expenses - Wages - Salaried G&A	\$ -	\$ 6,545,878	\$ 6,545,878
D.800_A.611010 - Sales Expenses - Wages - Hourly G&A	\$ -	\$ 495,212	\$ 495,212
D.800_A.611510 - Sales Expenses - Wages - Overtime G&A	\$ -	\$ 28,602	\$ 28,602
D.800_A.612010 - Sales Expenses - Wages - Bonus G&A	\$ -	\$ 614,252	\$ 614,252
D.800_A.612510 - Sales Expenses - Wages - Commissions G&A	\$ -	\$ 2,795,993	\$ 2,795,993
D.800_A.612610 - Sales Expenses - Wages - Other Comp G&A	\$ -	\$ 17,658	\$ 17,658
D.800_A.612690 - Sales Expenses - Wages - Other Comp Other	\$ -	\$ 2,403	\$ 2,403
D.800_A.612710 - Sales Expenses - Wages - Comp Absences G&A	\$ -	\$ 54,991	\$ 54,991
D.800_A.612810 - Sales Expenses - Wages - Vacation G&A	\$ -	\$ 4,911	\$ 4,911
D.800_A.612910 - Sales Expenses - Wages - Severance G&A	\$ -	\$ 31,845	\$ 31,845
D.800_A.614000 - Sales Expenses - Employer 401K Matching	\$ -	\$ 347,767	\$ 347,767
D.800_A.685000 - Sales Expenses - Travel - Auto	\$ 91	\$ 459,488	\$ 459,579
D.800_A.685100 - Sales Expenses - Travel - Airlines	\$ -	\$ 96,067	\$ 96,067
D.800_A.685200 - Sales Expenses - Travel - Meals	\$ 95	\$ 46,722	\$ 46,817
D.800_A.685300 - Sales Expenses - Travel - Lodging	\$ -	\$ 181,495	\$ 181,495
D.800_A.685600 - Sales Expenses - Travel - Other	\$ -	\$ 9,645	\$ 9,645
D.800_A.685700 - Sales Expenses - Entertainment	\$ -	\$ 159,071	\$ 159,071
D.800_A.685800 - Sales Expenses - Event Tickets	\$ -	\$ 276,554	\$ 276,554
D.800_A.685900 - Sales Expenses - Meals	\$ 169	\$ 79,173	\$ 79,342
D.800_A.700700 - Sales Expenses - Depreciation - Leasehold Imprv	\$ -	\$ 198,475	\$ 198,475
D.800_A.703000 - Sales Expenses - Estimated Depreciation	\$ -	\$ (1,636)	\$ (1,636)
D.900_A.610510 - General & Administrative Exp - Wages - Salaried G&A	\$ -	\$ 6,033,869	\$ 6,033,869
D.900_A.611010 - General & Administrative Exp - Wages - Hourly G&A	\$ -	\$ 774,239	\$ 774,239
D.900_A.611510 - General & Administrative Exp - Wages - Overtime G&A	\$ -	\$ 53,632	\$ 53,632
D.900_A.612010 - General & Administrative Exp - Wages - Bonus G&A	\$ -	\$ 1,388,692	\$ 1,388,692

D.900_A.612510 - General & Administrative Exp - Wages - Commissions G&A	\$ -	\$ (3,771)	\$ (3,771)
D.900_A.612610 - General & Administrative Exp - Wages - Other Comp G&A	\$ -	\$ 6,632	\$ 6,632
D.900_A.612690 - General & Administrative Exp - Wages - Other Comp Other	\$ -	\$ 16,855	\$ 16,855
D.900_A.612710 - General & Administrative Exp - Wages - Comp Absences G&A	\$ -	\$ 89,369	\$ 89,369
D.900_A.612810 - General & Administrative Exp - Wages - Vacation G&A	\$ -	\$ (311)	\$ (311)
D.900_A.612910 - General & Administrative Exp - Wages - Severance G&A	\$ -	\$ 27,892	\$ 27,892
D.900_A.614000 - General & Administrative Exp - Employer 401K Matching	\$ -	\$ 268,645	\$ 268,645
D.900_A.614300 - General & Administrative Exp - Safety Program Expense	\$ -	\$ 54,743	\$ 54,743
D.900_A.623000 - General & Administrative Exp - Building Maintenance	\$ -	\$ 291,272	\$ 291,272
D.900_A.623100 - General & Administrative Exp - Grounds Maintenance	\$ -	\$ 24,990	\$ 24,990
D.900_A.624000 - General & Administrative Exp - Third Party Repairs	\$ -	\$ 1,238	\$ 1,238
D.900_A.624400 - General & Administrative Exp - Third Party Equipment Maint	\$ -	\$ 273	\$ 273
D.900_A.624900 - General & Administrative Exp - Other Third Party Maintenance	\$ -	\$ 165	\$ 165
D.900_A.670200 - General & Administrative Exp - Insurance - Building	\$ -	\$ 5,110	\$ 5,110
D.900_A.670400 - General & Administrative Exp - Insurance - General Liability	\$ -	\$ 137,685	\$ 137,685
D.900_A.670500 - General & Administrative Exp - Insurance - Umbrella	\$ -	\$ 97,468	\$ 97,468
D.900_A.670800 - General & Administrative Exp - Uninsured Losses - Corp Charge	\$ -	\$ (121)	\$ (121)
D.900_A.685000 - General & Administrative Exp - Travel - Auto	\$ -	\$ 231,218	\$ 231,218
D.900_A.685100 - General & Administrative Exp - Travel - Airlines	\$ -	\$ 149,990	\$ 149,990
D.900_A.685200 - General & Administrative Exp - Travel - Meals	\$ -	\$ 56,647	\$ 56,647
D.900_A.685300 - General & Administrative Exp - Travel - Lodging	\$ -	\$ 206,870	\$ 206,870
D.900_A.685600 - General & Administrative Exp - Travel - Other	\$ -	\$ 6,495	\$ 6,495
D.900_A.685700 - General & Administrative Exp - Entertainment	\$ -	\$ 34,678	\$ 34,678
D.900_A.685800 - General & Administrative Exp - Event Tickets	\$ -	\$ 11,618	\$ 11,618
D.900_A.685900 - General & Administrative Exp - Meals	\$ -	\$ 122,701	\$ 122,701
D.900_A.700500 - General & Administrative Exp - Depreciation - Office Equip	\$ -	\$ 4,807	\$ 4,807
D.900_A.700600 - General & Administrative Exp - Depreciation - Buildings	\$ -	\$ 12,500	\$ 12,500
D.900_A.700700 - General & Administrative Exp - Depreciation - Leasehold Imprv	\$ -	\$ 22,008	\$ 22,008
D.800_A.615000 - Sales Expenses - Payroll Tax Expense	\$ -	\$ 667,665	\$ 667,665
D.800_A.616000 - Sales Expenses - Independent Contract Labor	\$ -	\$ 42,910	\$ 42,910
D.800_A.618000 - Sales Expenses - Employee Relocation Expense	\$ -	\$ 11,147	\$ 11,147
D.800_A.618100 - Sales Expenses - Employment Fees	\$ -	\$ 12,052	\$ 12,052
D.800_A.618200 - Sales Expenses - Employee & Community Activity	\$ -	\$ 276,229	\$ 276,229
D.800_A.618400 - Sales Expenses - Uniforms	\$ -	\$ 2,158	\$ 2,158
D.800_A.660000 - Sales Expenses - Advertising	\$ 23,473	\$ 56,029	\$ 79,503
D.800_A.660500 - Sales Expenses - Promotional Items	\$ -	\$ 24,127	\$ 24,127
D.800_A.664000 - Sales Expenses - Computer Supplies	\$ -	\$ 3,665	\$ 3,665
D.800_A.664100 - Sales Expenses - PC Expense	\$ -	\$ 11,283	\$ 11,283
D.800_A.664500 - Sales Expenses - Software License Expense	\$ -	\$ 2,200	\$ 2,200
D.800_A.667000 - Sales Expenses - Dues and Subscriptions	\$ -	\$ 8,577	\$ 8,577
D.800_A.667100 - Sales Expenses - Club Dues	\$ -	\$ 2,053	\$ 2,053
D.800_A.667200 - Sales Expenses - Professional Dues	\$ -	\$ 18,785	\$ 18,785
D.800_A.667300 - Sales Expenses - Waste Association Dues	\$ -	\$ 1,857	\$ 1,857
D.800_A.675000 - Sales Expenses - Miscellaneous	\$ -	\$ (351,884)	\$ (351,884)
D.800_A.676000 - Sales Expenses - Postage	\$ -	\$ 10,766	\$ 10,766
D.800_A.677000 - Sales Expenses - Printing	\$ -	\$ 27,473	\$ 27,473
D.800_A.681100 - Sales Expenses - Seminars & Education	\$ -	\$ 16,265	\$ 16,265
D.800_A.681200 - Sales Expenses - Conventions/Meetings	\$ -	\$ (8,000)	\$ (8,000)
D.800_A.682000 - Sales Expenses - Office Supplies	\$ -	\$ 13,234	\$ 13,234
D.800_A.682900 - Sales Expenses - Other Supplies	\$ -	\$ 1,566	\$ 1,566
D.800_A.684000 - Sales Expenses - Telephone - Office	\$ 17	\$ 6,151	\$ 6,168
D.800_A.684100 - Sales Expenses - Telephone - Mobile/Pager	\$ -	\$ 81,285	\$ 81,285
D.900_A.615000 - General & Administrative Exp - Payroll Tax Expense	\$ -	\$ 587,005	\$ 587,005
D.900_A.616000 - General & Administrative Exp - Independent Contract Labor	\$ -	\$ 1,105	\$ 1,105
D.900_A.616100 - General & Administrative Exp - Temporary Agency Labor	\$ -	\$ 28,939	\$ 28,939
D.900_A.618000 - General & Administrative Exp - Employee Relocation Expense	\$ 234	\$ 52,176	\$ 52,410
D.900_A.618100 - General & Administrative Exp - Employment Fees	\$ -	\$ 7,157	\$ 7,157
D.900_A.618200 - General & Administrative Exp - Employee & Community Activity	\$ -	\$ 63,128	\$ 63,128
D.900_A.618300 - General & Administrative Exp - Medical Expense	\$ -	\$ 5,560	\$ 5,560
D.900_A.618400 - General & Administrative Exp - Uniforms	\$ -	\$ 1,798	\$ 1,798
D.900_A.618900 - General & Administrative Exp - Other Employee Costs	\$ -	\$ 6,320	\$ 6,320
D.900_A.630100 - General & Administrative Exp - Taxes - Real Property	\$ -	\$ 6,766	\$ 6,766
D.900_A.631000 - General & Administrative Exp - Rental - Land-Bldg-Office	\$ -	\$ 912,151	\$ 912,151
D.900_A.631100 - General & Administrative Exp - Rental - Office Equipment	\$ -	\$ 48,412	\$ 48,412
D.900_A.632000 - General & Administrative Exp - Security	\$ (162)	\$ 10,906	\$ 10,744
D.900_A.634000 - General & Administrative Exp - Utilities	\$ -	\$ 69,959	\$ 69,959
D.900_A.660000 - General & Administrative Exp - Advertising	\$ 3,036	\$ 107,882	\$ 110,918
D.900_A.660500 - General & Administrative Exp - Promotional Items	\$ -	\$ 48,113	\$ 48,113
D.900_A.660600 - General & Administrative Exp - Third Party Commissions	\$ 9,518	\$ -	\$ 9,518
D.900_A.661000 - General & Administrative Exp - Bad Debt Expense	\$ (448)	\$ 2,052,151	\$ 2,051,704
D.900_A.661500 - General & Administrative Exp - Collection Expense	\$ 17,446	\$ 198,794	\$ 216,239
D.900_A.661700 - General & Administrative Exp - Late Fees and Fines Billed	\$ (24,511)	\$ (69,144)	\$ (93,655)
D.900_A.662000 - General & Administrative Exp - Bank Charges	\$ 176	\$ 27,341	\$ 27,517
D.900_A.662100 - General & Administrative Exp - Credit Card Fees	\$ 75	\$ 2,639,660	\$ 2,639,735
D.900_A.664000 - General & Administrative Exp - Computer Supplies	\$ 2,603	\$ 7,476	\$ 10,079
D.900_A.664100 - General & Administrative Exp - PC Expense	\$ -	\$ 70,375	\$ 70,375
D.900_A.664200 - General & Administrative Exp - Hardware Maintenance	\$ 996	\$ -	\$ 996
D.900_A.664300 - General & Administrative Exp - Software Maintenance	\$ -	\$ 31	\$ 31
D.900_A.664500 - General & Administrative Exp - Software License Expense	\$ 1,992	\$ 32,777	\$ 34,769
D.900_A.665000 - General & Administrative Exp - Charitable Contributions	\$ 86,844	\$ 108,758	\$ 195,602
D.900_A.665100 - General & Administrative Exp - Charitable Contributions - Svc	\$ 151,711	\$ 13,794	\$ 165,505
D.900_A.665500 - General & Administrative Exp - Political Contributions	\$ 2,200	\$ 19,200	\$ 21,400
D.900_A.667000 - General & Administrative Exp - Dues and Subscriptions	\$ 43,102	\$ 71,742	\$ 114,843
D.900_A.667100 - General & Administrative Exp - Club Dues	\$ 2,008	\$ 183	\$ 2,191

D.900_A.667200 - General & Administrative Exp - Professional Dues	\$ 3,620	\$ 20,882	\$ 24,501
D.900_A.667300 - General & Administrative Exp - Waste Association Dues	\$ 81,301	\$ 131,190	\$ 212,491
D.900_A.669000 - General & Administrative Exp - Fines	\$ 219	\$ 46	\$ 265
D.900_A.669500 - General & Administrative Exp - Penalties	\$ 170,126	\$ 200	\$ 170,326
D.900_A.671000 - General & Administrative Exp - License, Fees, Permits	\$ -	\$ 34,962	\$ 34,962
D.900_A.672000 - General & Administrative Exp - Litigation Settlements	\$ -	\$ 31,500	\$ 31,500
D.900_A.673000 - General & Administrative Exp - Lobbying	\$ -	\$ 209,413	\$ 209,413
D.900_A.674000 - General & Administrative Exp - Market Development	\$ -	\$ 660	\$ 660
D.900_A.675000 - General & Administrative Exp - Miscellaneous	\$ (0)	\$ 13,230	\$ 13,230
D.900_A.676000 - General & Administrative Exp - Postage	\$ 77	\$ 172,982	\$ 173,059
D.900_A.677000 - General & Administrative Exp - Printing	\$ 6,010	\$ 67,930	\$ 73,940
D.900_A.677500 - General & Administrative Exp - Procurement Card Rebate	\$ -	\$ (2,018)	\$ (2,018)
D.900_A.678000 - General & Administrative Exp - Accounting	\$ -	\$ 218,341	\$ 218,341
D.900_A.678100 - General & Administrative Exp - Computer Support	\$ 1,503	\$ 46,304	\$ 47,807
D.900_A.678200 - General & Administrative Exp - Consulting Fees	\$ 62,320	\$ 664,020	\$ 726,340
D.900_A.678300 - General & Administrative Exp - Legal Fees	\$ 49,611	\$ 424,587	\$ 474,197
D.900_A.678400 - General & Administrative Exp - Public/Investor Relations	\$ -	\$ 40,590	\$ 40,590
D.900_A.678600 - General & Administrative Exp - Environmental Support	\$ 570	\$ 680	\$ 1,250
D.900_A.678900 - General & Administrative Exp - Other Professional Fees	\$ 442,697	\$ 250,544	\$ 693,241
D.900_A.679000 - General & Administrative Exp - Offsite Storage	\$ 1,102	\$ 47,341	\$ 48,443
D.900_A.681000 - General & Administrative Exp - Educational Manuals/Pub	\$ -	\$ 16	\$ 16
D.900_A.681100 - General & Administrative Exp - Seminars & Education	\$ -	\$ 43,577	\$ 43,577
D.900_A.681300 - General & Administrative Exp - Training Expense	\$ -	\$ 14,169	\$ 14,169
D.900_A.682000 - General & Administrative Exp - Office Supplies	\$ -	\$ 33,607	\$ 33,607
D.900_A.682900 - General & Administrative Exp - Other Supplies	\$ -	\$ 45,448	\$ 45,448
D.900_A.683200 - General & Administrative Exp - Sales Taxes	\$ -	\$ 44,735	\$ 44,735
D.900_A.684000 - General & Administrative Exp - Telephone - Office	\$ -	\$ 81,647	\$ 81,647
D.900_A.684100 - General & Administrative Exp - Telephone - Mobile/Pager	\$ 730	\$ 45,196	\$ 45,926
D.900_A.684300 - General & Administrative Exp - Network Communications Expense	\$ -	\$ 1,659	\$ 1,659
D.900_A.705950 - General & Administrative Exp - Corporate Intangible Charge	\$ 3,739,740	\$ 1,474,002	\$ 5,213,742
D.900_A.706000 - General & Administrative Exp - Amort - Non Compete	\$ 145,200	\$ 18,721	\$ 163,921
D.900_A.706100 - General & Administrative Exp - Amort - Customer Lists	\$ 1,388,194	\$ 438,797	\$ 1,826,991
D.800_A.698100 - Sales Expenses - Allocation in	\$ -	\$ 755,224	\$ 755,224
752000 Accruable Restructuring	\$ -	\$ (591,554)	\$ (591,554)
755200 Unusual Items	\$ (25,000)	\$ -	\$ (25,000)
Total SG&A:	\$ 6,388,687	\$ 37,151,563	\$ 43,540,250
Total Operating Revenues	\$ 520,447,413	\$ 462,151,262	\$ 982,598,675
Total Operating Expenses (Net of Depreciation)	\$ 373,898,465	\$ 314,779,131	\$ 688,677,596
Total Depreciation	\$ 26,367,637	\$ 19,685,961	\$ 46,053,598
	\$ 400,266,102	\$ 334,465,092	\$ 734,731,194
Less: Revenue Reduction (Disposal and Taxes)	\$ 203,473,421	\$ 197,795,954	\$ 401,269,375
Total Operating Expense (net of Disposal and Taxes)	\$ 196,792,681	\$ 136,669,138	\$ 333,461,819

Waste Management - Wenatchee

Customer Experience

Pacific Northwest (PNW) Cost Allocation

Designated information is confidential per WAC 480-07-160

PNW Cost Allocation	2017 Expense
Phoenix Cust Exp 2017 Expenses	
PNW headcount allocation	
PNW prorated costs based on HC %	
PNW prorated 'Centralized Costs'	
Total CE PNW Cost Allocation	

% of PNW Market Area Collection Costs

- Roll Off
- Coml MSW
- Coml RCY
- Resl MSW
- Resl RCY
- Resl YW

Phoenix HC by Market Area (x)
Four Corners
Florida
Greater Mid-Atlantic
Northern California
Pacific Northwest
South Atlantic
Total

(x) Commercial & Residential phone agents &
Excludes supervisors and support staff (Team

Other Costs (1)
PNW facility lease (2)
CCT network telecomm (3)
Professional Fees (4)
Centralized Costs (5)

(1) Incremental CE costs not reflected in PHX annual expenses

(2) CE impaired the lease at the end of 2015; no facility costs in 2016 going forward

(3) Our telecomm routing platform books to a central cost center, not allocated to each center.

(4) Includes 3rd party professional services for 1) Quality call monitoring, 2) customer loyalty program and 3) customer post-contact survey program management

(5) PNW cost projection should include these 'other' costs based on same % HC allocation as the \$33MM Phoenix call center expense

Waste Management - Wenatchee

Designated information is confidential per WAC 480-07-160

United States

Actual

B.Customer Experience
K00033 Corporate Office

9058 Southwest Call Ctr
K00033 Corporate Office

2%

PF

YTD 2017

YTD 2017

Adi.

Total

610510 Wages - Salaried G&A
611010 Wages - Hourly G&A
611510 Wages - Overtime G&A
612010 Wages - Bonus G&A
612510 Wages - Commissions G&A
612610 Wages - Other Comp G&A
612690 Wages - Other Comp Other
612710 Wages - Comp Absences G&A
612810 Wages - Vacation G&A
612910 Wages - Severance G&A
613000 Group Insurance - WMI
613100 Workers Compensation - Premium
613150 Workers Compensation - Claims
614000 Employer 401K Matching
614300 Safety Program Expense
615000 Payroll Tax Expense
616000 Independent Contract Labor
616100 Temporary Agency Labor
618000 Employee Relocation Expense
618100 Employment Fees
618200 Employee & Community Activity
618400 Uniforms
618900 Other Employee Costs
623000 Building Maintenance
623100 Grounds Maintenance
623900 Other Buildings Maintenance
624000 Third Party Repairs
624900 Other Third Party Maintenance
629900 Other Maintenance
630000 Taxes - Personal Property
630100 Taxes - Real Property
631000 Rental - Land-Bldg-Office
631100 Rental - Office Equipment
632000 Security
634000 Utilities
660000 Advertising
660500 Promotional Items
664000 Computer Supplies
664100 PC Expense
664500 Software License Expense
667000 Dues and Subscriptions
667200 Professional Dues
670400 Insurance - General Liability
670500 Insurance - Umbrella
671000 License, Fees, Permits
675000 Miscellaneous
676000 Postage
677000 Printing
677500 Procurement Card Rebate
678100 Computer Support
678200 Consulting Fees
678300 Legal Fees
678400 Public/Investor Relations
678600 Environmental Support
678900 Other Professional Fees
681000 Educational Manuals/Pub
681100 Seminars & Education
681300 Training Expense
682000 Office Supplies
682900 Other Supplies
684000 Telephone - Office

	YTD 2017	YTD 2017	Adi.	PF	Total
610510 Wages - Salaried G&A					
611010 Wages - Hourly G&A					
611510 Wages - Overtime G&A					
612010 Wages - Bonus G&A					
612510 Wages - Commissions G&A					
612610 Wages - Other Comp G&A					
612690 Wages - Other Comp Other					
612710 Wages - Comp Absences G&A					
612810 Wages - Vacation G&A					
612910 Wages - Severance G&A					
613000 Group Insurance - WMI					
613100 Workers Compensation - Premium					
613150 Workers Compensation - Claims					
614000 Employer 401K Matching					
614300 Safety Program Expense					
615000 Payroll Tax Expense					
616000 Independent Contract Labor					
616100 Temporary Agency Labor					
618000 Employee Relocation Expense					
618100 Employment Fees					
618200 Employee & Community Activity					
618400 Uniforms					
618900 Other Employee Costs					
623000 Building Maintenance					
623100 Grounds Maintenance					
623900 Other Buildings Maintenance					
624000 Third Party Repairs					
624900 Other Third Party Maintenance					
629900 Other Maintenance					
630000 Taxes - Personal Property					
630100 Taxes - Real Property					
631000 Rental - Land-Bldg-Office					
631100 Rental - Office Equipment					
632000 Security					
634000 Utilities					
660000 Advertising					
660500 Promotional Items					
664000 Computer Supplies					
664100 PC Expense					
664500 Software License Expense					
667000 Dues and Subscriptions					
667200 Professional Dues					
670400 Insurance - General Liability					
670500 Insurance - Umbrella					
671000 License, Fees, Permits					
675000 Miscellaneous					
676000 Postage					
677000 Printing					
677500 Procurement Card Rebate					
678100 Computer Support					
678200 Consulting Fees					
678300 Legal Fees					
678400 Public/Investor Relations					
678600 Environmental Support					
678900 Other Professional Fees					
681000 Educational Manuals/Pub					
681100 Seminars & Education					
681300 Training Expense					
682000 Office Supplies					
682900 Other Supplies					
684000 Telephone - Office					

684100 Telephone - Mobile/Pager
684300 Network Communications Expense
685000 Travel - Auto
685100 Travel - Airlines
685200 Travel - Meals
685300 Travel - Lodging
685500 Spousal Travel
685600 Travel - Other
685700 Entertainment
685900 Meals
685950 Meals & Entertainment-100% Ded
698100 Allocation in
703000 Estimated Depreciation
703500 Allocated Depreciation

Total expenses



Waste Management - Wenatchee

Revenue Management Center (RMC)


Total Corp. Operating Expenses	\$	6,690,164,114
Total Wenatchee Operating Expense	\$	5,844,877
% Allocable to Wenatchee		0.09%

Designated information is confidential per WAC 480-07-160

United States
C.RMC
K00033 Corporate Office
YTD 2017

Total Operating Revenue

458700 Other Operating Revenue
610510 Wages - Salaried G&A
611010 Wages - Hourly G&A
611510 Wages - Overtime G&A
612010 Wages - Bonus G&A
612610 Wages - Other Comp G&A
612690 Wages - Other Comp Other
612710 Wages - Comp Absences G&A
612810 Wages - Vacation G&A
613000 Group Insurance - WMI
614000 Employer 401K Matching
615000 Payroll Tax Expense
616100 Temporary Agency Labor
618200 Employee & Community Activity
618900 Other Employee Costs
623000 Building Maintenance
630000 Taxes - Personal Property
631100 Rental - Office Equipment
632000 Security
660000 Advertising
661500 Collection Expense
664000 Computer Supplies
664100 PC Expense
667000 Dues and Subscriptions
667200 Professional Dues
671000 License, Fees, Permits
675000 Miscellaneous
676000 Postage
677000 Printing
677500 Procurement Card Rebate
678200 Consulting Fees
678300 Legal Fees
679000 Offsite Storage
682000 Office Supplies
682900 Other Supplies
684100 Telephone - Mobile/Pager
684300 Network Communications Expense
685000 Travel - Auto
685100 Travel - Airlines
685200 Travel - Meals
685300 Travel - Lodging
685600 Travel - Other
Income From Operations



Waste Management - Wenatchee

SMaRT

Mrf ROR Analysis

Designated information is confidential per WAC 480-07-160

SMaRT

ROR Analysis

Designated information is confidential per WAC 480-07-160

Average Investment:

Total Asset Cost

Less: Accum. Depr. - 8/31/18

NBV at 8/31/18

Debt Percentage

Cost of Debt

Weighted Cost of Debt

Equity Percentage

Cost of Equity

Weighted Cost of Equity

Return on Investment

Amount of ROI Allowed

Total Operating Costs (YTD October, 2018 annualized)

Total Tonnage Processed (YTD October, 2018 annualized)

Processing Fee per ton

	<u>Com'l Recycling</u>	<u>Res'l Recycling</u>	<u>Roll Off</u>	<u>Total</u>
Recycling Tonnage	1,307.48	3,809.32	109.17	5,225.97
Pro Forma Processing Fees	\$ 175,965	\$ 512,670	\$ 14,692	\$ 703,327
Balance per WTB	<u>\$ 133,006</u>	<u>\$ 197,406</u>	<u>\$ 66,454</u>	<u>\$ 396,866</u>
Pro Forma Adjustment	<u>\$ 42,958</u>	<u>\$ 315,264</u>	<u>\$ (51,762)</u>	<u>\$ 306,460</u>
Subcontract Fee	<u>\$ 76,562</u>	<u>\$ 223,063</u>	<u>\$ 6,393</u>	<u>\$ 306,017</u>

Balance Sheet

All numbers in thousands

Period Ending	<u>12/31/2017</u>	<u>12/31/2016</u>	<u>12/31/2015</u>	<u>12/31/2014</u>
Current Assets				
Cash And Cash Equivalents	22,000	32,000	39,000	1,307,000
Net Receivables	2,374,000	2,132,000	2,094,000	1,937,000
Inventory	96,000	90,000	92,000	106,000
Other Current Assets	<u>132,000</u>	<u>122,000</u>	<u>120,000</u>	<u>176,000</u>
Total Current Assets	<u>2,624,000</u>	<u>2,376,000</u>	<u>2,345,000</u>	<u>3,526,000</u>
Long Term Investments	269,000	320,000	360,000	408,000
Property Plant and Equipment	11,559,000	10,950,000	10,665,000	10,657,000
Goodwill	6,247,000	6,215,000	5,984,000	5,740,000
Intangible Assets	547,000	591,000	477,000	440,000

Other Assets	<u>583,000</u>	<u>407,000</u>	<u>536,000</u>	<u>526,000</u>
Total Assets	<u>21,829,000</u>	<u>20,859,000</u>	<u>20,367,000</u>	<u>21,297,000</u>
Current Liabilities				
Accounts Payable	2,020,000	1,884,000	1,785,000	1,920,000
Short/Current Long Term Debt	739,000	417,000	253,000	1,090,000
Other Current Liabilities	<u>503,000</u>	<u>493,000</u>	<u>472,000</u>	<u>475,000</u>
Total Current Liabilities	<u>3,262,000</u>	<u>2,794,000</u>	<u>2,510,000</u>	<u>3,485,000</u>
Long Term Debt	8,752,000	8,893,000	8,676,000	8,345,000
Other Liabilities	2,525,000	2,370,000	2,423,000	2,240,000
Deferred Long Term Liability Charges	1,248,000	1,482,000	1,391,000	1,338,000
Minority Interest	<u>23,000</u>	<u>23,000</u>	<u>22,000</u>	<u>23,000</u>
Total Liabilities	<u>15,810,000</u>	<u>15,562,000</u>	<u>15,022,000</u>	<u>15,431,000</u>
Stockholders' Equity				
Common Stock	6,000	6,000	6,000	6,000
Retained Earnings	8,588,000	7,388,000	6,939,000	6,888,000
Treasury Stock	(7,516,000)	(6,867,000)	(6,300,000)	(5,636,000)
Capital Surplus	4,933,000	4,850,000	4,827,000	4,585,000
Other Stockholder Equity	<u>8,000</u>	<u>(80,000)</u>	<u>(127,000)</u>	<u>23,000</u>
Total Stockholder Equity	<u>6,019,000</u>	<u>5,297,000</u>	<u>5,345,000</u>	<u>5,866,000</u>
Total Liabilities & Stockholder Equity	<u>21,829,000</u>	<u>20,859,000</u>	<u>20,367,000</u>	<u>21,297,000</u>

Short Term Debt	\$ 739,000	\$ 417,000	\$ 253,000	\$ 1,090,000
Long-Term Debt	<u>\$ 8,752,000</u>	<u>\$ 8,893,000</u>	<u>\$ 8,676,000</u>	<u>\$ 8,345,000</u>
Debt	<u>\$ 9,491,000</u>	<u>\$ 9,310,000</u>	<u>\$ 8,929,000</u>	<u>\$ 9,435,000</u>

Debt	\$ 9,491,000	\$ 9,310,000	\$ 8,929,000	\$ 9,435,000
Equity	\$ 6,019,000	\$ 5,297,000	\$ 5,345,000	\$ 5,866,000
Minority Interest	<u>\$ 23,000</u>	<u>\$ 23,000</u>	<u>\$ 22,000</u>	<u>\$ 23,000</u>
Debt + Equity	<u>\$ 15,533,000</u>	<u>\$ 14,630,000</u>	<u>\$ 14,296,000</u>	<u>\$ 15,324,000</u>

Ratio	<u>61.10%</u>	<u>63.64%</u>	<u>62.46%</u>	<u>61.57%</u>
--------------	----------------------	----------------------	----------------------	----------------------

Income Statement

All numbers in thousands	Total	<u>12/31/2017</u>	<u>9/30/2017</u>	<u>6/30/2017</u>	<u>3/31/2017</u>	
Revenue						
Total Revenue	14,485,000	3,652,000	3,716,000	3,677,000	3,440,000	10,833,000
Cost of Revenue	<u>9,021,000</u>	<u>2,263,000</u>	<u>2,302,000</u>	<u>2,290,000</u>	<u>2,166,000</u>	6,758,000
Gross Profit	<u>5,464,000</u>	<u>1,389,000</u>	<u>1,414,000</u>	<u>1,387,000</u>	<u>1,274,000</u>	4,075,000
Operating Expenses						
Selling General and Administrative	1,468,000	369,000	356,000	353,000	390,000	1,099,000
Non Recurring	10,000	(3,000)	7,000	5,000	1,000	13,000
Others	<u>1,376,000</u>	<u>345,000</u>	<u>350,000</u>	<u>356,000</u>	<u>325,000</u>	1,031,000
	<u>2,854,000</u>	<u>711,000</u>	<u>713,000</u>	<u>714,000</u>	<u>716,000</u>	2,143,000
Operating Income or Loss	<u>2,610,000</u>	<u>678,000</u>	<u>701,000</u>	<u>673,000</u>	<u>558,000</u>	1,932,000
Total Other Income/Expenses Net	-	-	-	(3,000)	3,000	-
Earnings Before Interest and Taxes	2,191,000	312,000	693,000	660,000	526,000	1,879,000
Interest Expense	363,000	91,000	90,000	90,000	92,000	272,000
Income Before Tax	<u>1,828,000</u>	<u>221,000</u>	<u>603,000</u>	<u>570,000</u>	<u>434,000</u>	1,607,000
Income Tax Expense	242,000	(319,000)	215,000	209,000	137,000	561,000
Minority Interest	<u>64,000</u>	-	<u>22,000</u>	<u>21,000</u>	<u>21,000</u>	64,000
Net Income From Continuing Ops	<u>1,316,000</u>	<u>323,000</u>	<u>378,000</u>	<u>349,000</u>	<u>266,000</u>	993,000
Net Income	<u>1,381,000</u>	<u>335,000</u>	<u>386,000</u>	<u>362,000</u>	<u>298,000</u>	

Cost of Debt:

Interest Expense \$ 363,000

Short-Term Debt:

Q1 2017	\$	396,000
Q2 2017	\$	390,000
Q3 2017	\$	850,000
Q4 2017	\$	739,000

Long-Term Debt

Q1 2017	\$	8,646,000
Q2 2017	\$	8,667,000
Q3 2017	\$	8,495,000
Q4 2017	\$	8,752,000
	\$	<u>36,935,000</u>

Average Debt (quarterly debt/4) \$ 9,233,750

Average Cost of Debt 3.93%

Waste Management - Wenatchee

SmaRT

Net Book Value Detail
 Business Unit: 02968 - Spokane Material & Recycling T
 As of Year 2018, Period 8

[Show All](#)
[Print](#)

Date Run: 09/06/18
 Time Run: 12:08:35 PM

Designated information is confidential per WAC 480-07-160

BU #	Asset	Description	Unit#	GL Acct	Cat	Dept	Prod	Qty	VIN	In Svc	Life	Remain Life	Cost	Current Mo Depr	Prior Pd Depr	YTD Depr	LTD Depr	NBV
02968	000000800030	SCALE		172100	ME	600	600	1		2012-10-01	120	50	105,598.64	879.99	0.00	7,039.92	61,599.22	43,999.42
02968	000000800022	SCALES		172100	ME	600	600	1		2012-10-01	120	50	105,598.65	879.99	0.00	7,039.92	61,599.23	43,999.42
02968	000000800079	OCC SCREEN		172100	ME	600	600	1		2012-10-01	120	50	230,347.29	1,919.56	0.00	15,356.48	134,369.25	95,978.04
02968	000000800080	FINE SCREEN		172100	ME	600	600	1		2012-10-01	120	50	205,072.83	1,708.94	0.00	13,671.52	119,625.81	85,447.02
02968	000000800027	EDDY CURRENT		172100	ME	600	600	1		2012-10-01	120	50	119,475.29	995.63	0.00	7,965.04	69,693.94	49,781.35
02968	000000800024	HARRIS BALER		172100	ME	600	600	1		2012-10-01	120	50	659,492.94	5,495.78	0.00	43,966.24	384,704.25	274,788.69
02968	000000800084	PAPER MAGNET		172100	ME	600	600	1		2012-10-01	120	50	316,003.60	2,633.36	0.00	21,066.88	184,335.41	131,668.19
02968	000000800082	PAPER SCREEN		172100	ME	600	600	1		2012-10-01	120	50	225,722.47	1,881.02	0.00	15,048.16	131,671.45	94,051.02
02968	000000800081	FRENCH SCREEN		172100	ME	600	600	1		2012-10-01	120	50	98,888.60	824.07	0.00	6,592.56	57,685.00	41,203.60
02968	000000800017	06 JLG Manlift	904120	172100	ME	600	600	1	0300097426	2012-08-31	48	0	27,957.04	0.00	0.00	0.00	27,957.04	0.00
02968	000000800023	AIR COMPRESSOR		172100	ME	600	600	1		2012-10-01	120	50	78,663.00	655.53	0.00	5,244.24	45,886.77	32,776.23
02968	000000800041	MRF Sort Lines		172100	ME	600	600	1		2011-09-30	12	0	25,000.00	0.00	0.00	0.00	25,000.00	0.00
02968	000000800029	OPTICAL SORTERS		172100	ME	600	600	1		2012-10-01	120	50	248,433.28	2,070.28	0.00	16,562.24	144,919.41	103,513.87
02968	000000800031	SORTLINE SYSTEM		172100	ME	600	600	1		2012-10-01	120	50	5,308,123.90	44,234.36	0.00	353,874.88	3,096,405.57	2,211,718.33
02968	000000800026	COMPACTOR SYSTEM		172100	ME	600	600	1		2012-10-01	120	50	521,744.88	4,347.87	0.00	34,782.96	304,351.14	217,393.74
02968	000000800025	BOLLENGRAAF BALER		172100	ME	600	600	1		2012-10-01	120	50	841,532.65	7,012.77	0.00	56,102.16	490,894.03	350,638.62
02968	000000800083	GO-MINGLED SCREEN		172100	ME	600	600	1		2012-10-01	120	50	291,218.13	2,426.82	0.00	19,414.56	169,877.25	121,340.88
02968	000000800127	2017 ERSKINE L30GS		172100	ME	700	600	1		2016-12-31	60	40	5,157.81	85.96	0.00	1,719.24	1,719.24	3,438.57
02968	000000800111	Wire Chopper Sweed		172100	ME	600	600	1		2011-09-30	12	0	5,000.00	0.00	0.00	0.00	5,000.00	0.00
02968	000000800028	GLASS CLEANUP SYSTEM		172100	ME	600	600	1		2012-10-01	120	50	322,502.53	2,687.52	0.00	21,500.16	188,126.47	134,376.06
02968	000000800085	METAL TOP BELT MAGNET		172100	ME	600	600	1		2012-10-01	120	50	69,122.84	576.02	0.00	4,608.16	40,321.62	28,801.22
02968	000000800088	SORTLINE SYSTEM UPGRADE		172100	ME	600	600	1		2013-12-31	120	64	842,218.67	7,018.49	0.00	56,147.92	393,035.38	449,183.29
02968	000000800116	Compressed Air Equipment		172100	ME	600	600	1		2015-12-31	120	88	14,019.87	116.83	0.00	934.64	3,738.62	10,281.25
02968	000000800098	LIGHTNING PROTECTION PKG		172100	ME	600	600	1		2013-12-01	120	64	8,059.02	67.16	0.00	537.28	3,760.88	4,298.14
02968	000000800042	Air Classifier Sort System		172100	ME	600	600	1		2011-09-30	12	0	21,000.00	0.00	0.00	0.00	21,000.00	0.00
02968	000000800114	Tilech Fiber Opital Sorter		172100	ME	600	600	1		2015-12-31	120	88	222,490.38	1,854.09	0.00	23,054.96	59,330.79	163,159.59
02968	000000800099	LIGHTNING PROTECTION SYSTEM		172100	ME	600	600	1		2013-12-01	120	64	8,059.02	67.16	0.00	537.28	3,760.88	4,298.14
02968	000000800115	Bollegraaf Container Transfer		172100	ME	600	600	1		2015-12-31	120	88	54,865.56	457.21	0.00	3,657.68	14,630.80	40,234.76
02968	000000800006	MRF BUILDING		174000	BLDG	700	600	1		2012-10-01	240	170	9,592,459.49	39,968.59	0.00	319,748.64	2,797,800.68	6,794,658.81
02968	000000800001	SMART CENTER		174000	BLDG	700	600	1		2011-10-01	240	158	300,155.24	1,250.65	0.00	10,005.20	102,553.05	197,602.19
02968	000000800089	MRF BLDG ADDNL		174000	BLDG	700	600	1		2012-10-01	240	170	9,724.35	40.52	0.00	324.16	2,836.30	6,888.05
02968	000000800097	SURVEILLANCE SYSTEM		174000	BLDG	700	600	1		2013-03-05	240	175	24,729.83	103.04	0.00	824.32	6,697.65	18,032.18
02968	000000800126	Sprinkler Deluge System		174000	BLDG	700	600	1		2017-07-31	183	170	31,369.21	171.42	0.00	1,574.91	2,228.44	29,140.77
02968	000000800009	MRF BLDG CONSTR INTEREST		174000	BLDG	700	600	1		2012-10-01	240	170	343,823.38	1,432.60	0.00	11,460.80	100,281.84	243,541.54
02968	000000800005	STATIONARY COMPACTORS		173000	CONT	700	600	1		2012-10-05	144	74	38,914.60	270.24	0.00	2,161.92	18,916.81	19,997.79
02968	000000800004	40 YARD ROLLOFF CONTAINERS		173000	CONT	700	600	4		2012-10-05	144	74	35,436.20	246.09	0.00	1,968.72	17,225.98	18,210.22
02968	000000800065	25 yd Open Top RO Cont.-Good		173000	CONT	540	600	1		2011-09-30	96	13	0.00	0.00	0.00	0.00	0.00	0.00
02968	000000800068	30 yd Reclanle RO Cont.-Good		173000	CONT	540	600	3		2011-09-30	72	0	5,937.00	0.00	0.00	0.00	5,937.00	0.00
02968	000000800069	30 yd Reclanle RO Cont.-Good		173000	CONT	540	600	2		2011-09-30	72	0	1,979.00	0.00	0.00	0.00	1,979.00	0.00
02968	000000800070	30 yd Reclanle RO Cont.-Good		173000	CONT	540	600	2		2011-09-30	72	0	3,958.00	0.00	0.00	0.00	3,958.00	0.00
02968	000000800071	30 yd Reclanle RO Cont.-Good		173000	CONT	540	600	4		2011-09-30	72	0	7,916.00	0.00	0.00	0.00	7,916.00	0.00
02968	000000800066	30 yd Rctml RO Cont.-Like New		173000	CONT	540	600	1		2011-09-30	114	31	3,166.40	27.78	0.00	222.24	2,305.40	861.00
02968	000000800067	30 yd Rctml RO Cont.-Like New		173000	CONT	540	600	1		2011-09-30	114	31	3,166.40	27.78	0.00	222.24	2,305.40	861.00
02968	000000800043	CL - Spokane Recycling 4973		182100	ITCUS	900	600	1		2011-09-30	120	37	63,800.00	464.57	0.00	3,716.56	46,611.07	17,188.93
02968	000000800045	CL - Spokane Recycling 4975		182100	ITCUS	900	600	1		2011-09-30	120	37	0.00	0.00	0.00	0.00	0.00	0.00
02968	000000800021	AUDIOVISUAL EQUIPMENT		175000	OFFCE	700	600	1		2012-10-01	60	0	21,740.00	0.00	0.00	0.00	21,740.00	0.00
02968	000000800012	2000 Yale Forklift	858778	172000	PRIME	700	600	1	A875B10394X	2011-09-30	84	1	0.00	0.00	0.00	0.00	0.00	0.00
02968	000000800013	2009 Toyota Forklift	858779	172000	PRIME	700	600	1	85GU2519495	2011-09-30	12	0	6,000.00	0.00	0.00	0.00	6,000.00	0.00
02968	000000800117	16 Volvo Wheel Loader	836499	172000	PRIME	520	600	1	VCCL30GSV033220318	2016-09-30	84	61	91,254.74	1,086.37	0.00	8,690.96	24,986.45	66,268.29
02968	000000800128	18 Volvo Wheel Loader	836618	172000	PRIME	520	600	1	624231	2018-02-06	84	78	233,509.95	2,779.88	0.00	16,679.28	16,679.28	216,830.67
02968	000000800018	12 Toyota 8FGU32 Forklift	858936	172000	PRIME	600	600	1	135883	2012-11-08	60	0	42,640.84	0.00	0.00	0.00	42,640.84	0.00
02968	000000800019	12 Toyota 8FGU32 Forklift	858937	172000	PRIME	600	600	1	135826	2012-11-08	60	0	40,709.24	0.00	0.00	0.00	40,709.24	0.00
02968	000000800090	88 STECO	701717	171100	SUPRT	700	600	1	1S9WAR2TXJ1007006	1990-08-15	120	0	39,942.95	0.00	0.00	0.00	39,942.95	0.00
02968	000000800092	88 STECO	701714	171100	SUPRT	700	600	1	1S9WAR2TXJ1007195	1990-08-15	120	0	39,942.95	0.00	0.00	0.00	39,942.95	0.00
02968	000000800091	Capital Repair	701717	171100	SUPRT	700	600	1	1S9WAR2TXJ1007006	2013-03-01	36	0	34,129.47	0.00				

02968	00000800106	AUTO TAPPER SYSTEM	407507	171000	TRUCK	520	600	1	4V1JDBPF5RR830790	2001-12-01	120	0	5,595.73	0.00	0.00	0.00	5,595.73	0.00
02968	00000800093	2000 MCCLAIN TRAILER	702562	171000	TRUCK	700	600	1	1M9BD4829Y2309120	2000-04-17	84	0	47,612.89	0.00	0.00	0.00	47,612.89	0.00
02968	00000800105	1994 VOLVO RO TRUCK FRTLN	407507	171000	TRUCK	520	600	1	4V1JDBPF5RR830790	1999-06-08	120	0	26,250.00	0.00	0.00	0.00	26,250.00	0.00
02968	00000800108	ROLL OFFUNIT ON VOL TRUCK	407507	171000	TRUCK	520	600	1	4V1JDBPF5RR830790	1999-06-08	120	0	27,293.00	0.00	0.00	0.00	27,293.00	0.00
02968	00000800107	TFFW VOLVE ROLL OFF TRUCK	407507	171000	TRUCK	520	600	1	4V1JDBPF5RR830790	1999-06-08	120	0	300.00	0.00	0.00	0.00	300.00	0.00
													22,383,749.03	139,232.42	0.00	1,117,756.96	9,999,973.73	12,383,775.30

**Waste Management - Wenatchee
SMaRT**

Run Time: 7/19/18 2:04 PM
Layout: GL_R202
Scope: BC02

**Operations Income Statement
Actuals and Prior Year Comparison
Spokane Material & Recycling T - 02968
For the Period Ending October 31, 2018
Designated information is confidential per WAC 480-07-160**

Currency: USD	Prior Month Actual Aug-2018	%	Prior Month Actual Sep-2018	%	Current Month Actual Oct - 2018	%	Current Year-to-Date Actual Oct - 2018	%	Prior Year-to-Date Actual Oct - 2017	%	Current YTD vs Prior YTD Variance	Current YTD vs Prior YTD %
---------------	-----------------------------------	---	-----------------------------------	---	---------------------------------------	---	---	---	---	---	--	-------------------------------------

**Operating Revenue
External Operating Revenue**

MRF Rcy Tolling Fees	450000
Tip Fees	451200
MRF Rcy Contamination Fee	451300
MRF Recycling Fuel Charge	451500
MRF Rcy Environmental Charge	451600
Other Processing Fees	451900
Recycling Processing Fees	
Newspaper #8 Sales	452080
Baled Corrugated Sales	452150
Baled High Grade Paper Sales	452250
Baled Mixed Paper Sales	452350
Paper Sales	
Tin Can Sales	452800
Baled Aluminum Sales	452950
Other Metal Sales	453090
Metal Sales	
Mixed Plastic Sales	453700
Clear PET Sales	453800
Natural HDPE Sales	453910
Pigment HDPE Sales	453920
Film Plastic Sales	453940
Other Plastic Sales	454000
Plastic Sales	
Other Non Fiber Sales	454400
Other Recyclable Products	
Recycling Material Sales	

Sales - Recycling

Other Operating Revenue	458700
Other Core	
Other Core Business	
Other Core Business	
Other Non Core Operating Rev	459500
Non Core Business	

**Other Operating Revenue
External Operating Revenue**

Intercompany Operating Revenue	
IC MRF Rcy Processing Fees	490000
IC Tip Fees	491200
IC Recycling Processing	
Sales - Intercompany Recycling	
Intercompany Operating Revenue	

Total Operating Revenue

Revenue Reduction

Disposal to Other Facility	500800
Disposal to Other Facility	
MRF Tipping Fees	500700
Disposal to MRF	
External Disposal Costs	
Disposal to IC Landfill	501000
Disposal to Landfill - IC	
IC MRF Tipping Fees	501700
Disposal to MRF - IC	
Disp to Other IC Facility	501800

Disposal to Other Facility-IC	
Internal Disposal Costs	
Subcontractor Hauling Costs	502500
Subcontractor Costs - General	
Third Party Subcontractor Cost	
IC Subcontractor Costs	502700
IC Subcontract Costs - General	
Subcontractor Costs - IC	
Subcontractor Costs	
COGS Commercial ONP	507000
COGS Commercial OCC	507010
COGS HI Grades	507020
COGS Comm Mixed Fiber	507030
COGS Res Mixed Containers	507200
COGS Res Single Stream	507210
Other Third Party COGS	507390
Third Party Cost of Goods Sold	
IC COGS Res Single Stream	507610
Other Intercompany COGS	507790
Cost of Good Sold - Intercomp	
Freight	507800
Inventory Burden	507850
Customer Rebates	507900
Other Cost of Goods Sold	
Cost of Goods Sold	
Municipal Franchise Fees	509500
Other Disposal Costs	509900
Disposal Fees and Taxes	
Disposal Costs	
Total Revenue Reduction	
Net Revenue	
Operating Expenses	
Direct Labor Costs	
Direct Labor Costs	
Wages - Hourly Operations	511010
Wages Hourly	
Wages - Overtime Operations	511510
Wages Overtime	
Wages - Other Comp Ops	512610
Wages - Other Comp Other	512690
Wages - Other Compensation	
Wages - Comp Absences Ops	512710
Wages - Compensated Absences	
Wages - Vacation Ops	512810
Wages - Vacation	
Salaries & Wages	
Group Insurance - WMI	513000
Group Insurance	
Workers Compensation - Premium	513100
Workers Compensation Insurance	
Employee Insurance Costs	
Employer 401K Matching	514000
Employee Benefit Costs	
Insurance & Benefits	
Payroll Tax Expense	515000
Payroll Tax Expense	
Temporary Agency Labor	516100
Contract Labor	
Employment Fees	518100
Other Employee Costs	518900
Other Employee Costs	
Labor Costs	
Direct Labor Costs	
Direct Labor Costs	
Primary Equipment Costs	
Primary Equipment Fixed	
Truck/Primary Equipment Fix	
Vehicle License, Fees, Permits	537500
Vehicle Transportation Costs	
Fuel & Transportation Costs	

Insurance - General Liability	570400
Insurance - Umbrella	570500
Insurance Premiums	
Uninsured Loss - Corp Charge	570800
Insurance Claims	
Insurance & Claims	
Operations Support Costs	
Depreciation - Primary LF Equi	700100
Interfaced Depreciation	
Depreciation	
Depreciation & Depletion	
Truck/Primary Equipment Equipment Fixed costs	
Primary Equipment Fixed	
Primary Equipment Variable Cost	
Truck/Primary Equipment Variable & Shop Costs	
Wages - Salaried Operations	510510
Wages - Salaried	
Wages - Hourly Operations	511010
Wages Hourly	
Wages - Overtime Operations	511510
Wages Overtime	
Wages - Bonus Operations	512010
Wages - Bonus	
Wages - Other Comp Ops	512610
Wages - Other Comp Other	512690
Wages - Other Compensation	
Wages - Comp Absences Ops	512710
Wages - Compensated Absences	
Wages - Vacation Ops	512810
Wages - Vacation	
Salaries & Wages	
Group Insurance - WMI	513000
Group Insurance	
Workers Compensation - Premium	513100
Workers Compensation Insurance	
Employee Insurance Costs	
Employer 401K Matching	514000
Safety Program Expense	514300
Employee Benefit Costs	
Insurance & Benefits	
Payroll Tax Expense	515000
Payroll Tax Expense	
Employment Fees	518100
Uniforms	518400
Other Employee Costs	518900
Other Employee Costs	
Labor Costs	
Grounds Maintenance	523100
Maintenance - Buildings	
Shop Paint Expense	525100
Maint-Steel, Paint & Container	
New, Retread & Repaired Tires	520000
Other Tire Maintenance	520900
Maintenance - Tires	
Parts Inventory Expense	521000
Maintenance Supplies Expense	521100
Small Tools Expense	521200
Parts Inventory Adjustments	521400
Obsolete Parts Expense	521500
MRF Screen Rubber Stars	521700
Industrial Gases	521800
Maintenance - Parts & Supplies	
Primary Lubricants	522000
Maintenance - Lubricants	
Third Party Repairs	524000
Third Party Towing	524300
Third Party Equipment Maint	524400
Other Third Party Maintenance	524900
Maintenance - Third Party Svcs	
Other Maintenance	529900
Maintenance - Other	
Maintenance & Repairs	

Rental - Ops Equipment	531200
Rental	
Building, Land, Lease & Equip	
Clear Diesel Fuel - On Hwy	535000
Dyed Diesel Fuel - Off Hwy	535050
Diesel Emission Fuel Additive	535090
Propane Fuel	535200
Other Fuels	535900
Fuel	
Fuel & Transportation Costs	
Insurance - General Liability	570400
Insurance - Umbrella	570500
Insurance Premiums	
Insurance & Claims	
Miscellaneous	575000
Miscellaneous	
Environmental Compliance	568000
Environmental Compliance	
Procurement Card Rebate	577500
Procurement Card Rebate	
Tarps	582200
Other Supplies	582900
Supplies	
Telephone - Mobile/Pager	584100
Telecommunications	
Travel - Auto	585000
Travel - Airlines	585100
Travel - Meals	585200
Travel - Lodging	585300
Travel - Other	585600
Travel	
Meals	585900
Meals & Entertainment	
Travel & Entertainment	
Operations Support Costs	
Allocation in	598100
Allocations	
Depreciation - Primary LF Equi	700100
Depreciation - Equipment	700400
Interfaced Depreciation	
Depreciation	
Depreciation & Depletion	
Truck/Primary Equipment Variable & Shop Costs	
Primary Equipment Costs	
Secondary Equipment Costs	
Secondary Equipment Fixed Costs	
Container/Secondary Equipment Fixed Costs	
Depreciation - Containers	700300
Interfaced Depreciation	
Depreciation	
Depreciation & Depletion	
Container/Secondary Equipment Fixed Costs	
Secondary Equipment Fixed Costs	
Secondary Equipment Variable Costs	
Container/Secondary Equipment External Variable & Shop	
Secondary Equipment Costs	
Operating Costs	
Landfill Operating Costs	
Landfill Operating Costs	
Landfill Royalties & Airspace	
Waste to Energy Costs	
WTE Costs	
Operations Support and Other	
Operations Support Costs	
Wages - Salaried Operations	510510

Wages - Salaried	
Wages - Hourly Operations	511010
Wages Hourly	
Wages - Overtime Operations	511510
Wages Overtime	
Wages - Bonus Operations	512010
Wages - Bonus	
Wages - Other Comp Ops	512610
Wages - Other Comp Other	512690
Wages - Other Compensation	
Wages - Comp Absences Ops	512710
Wages - Compensated Absences	
Wages - Vacation Ops	512810
Wages - Vacation	
Salaries & Wages	
Group Insurance - WMI	513000
Group Insurance	
Workers Compensation - Premium	513100
Workers Compensation Insurance	
Employee Insurance Costs	
Employer 401K Matching	514000
Safety Program Expense	514300
Employee Benefit Costs	
Insurance & Benefits	
Payroll Tax Expense	515000
Payroll Tax Expense	
Employee Relocation Expense	518000
Employee & Community Activity	518200
Medical Expense	518300
Uniforms	518400
Other Employee Costs	
Labor Costs	
Parts Inventory Expense	521000
Maintenance Supplies Expense	521100
Small Tools Expense	521200
Industrial Gases	521800
Maintenance - Parts & Supplies	
Building Maintenance	523000
Grounds Maintenance	523100
Maintenance - Buildings	
Third Party Repairs	524000
Third Party Towing	524300
Third Party Equipment Maint	524400
Maintenance - Third Party Svcs	
Other Maintenance	529900
Maintenance - Other	
Maintenance & Repairs	
Taxes - Personal Property	530000
Taxes - Real Property	530100
Property Taxes	
Security	532000
Security	
Rental - Land-Bldg-Office	531000
Rental - Office Equipment	531100
Rental	
Utilities	534000
Utilities	
Building, Land, Lease & Equip	
Dyed Diesel Fuel - Off Hwy	535050
Propane Fuel	535200
Fuel	
Vehicle License, Fees, Permits	537500
Other Transportation Costs	537900
Vehicle Transportation Costs	
Fuel & Transportation Costs	
Computer Supplies	564000
PC Expense	564100
Computer Costs	
Environmental Compliance	568000
Environmental Compliance	
Insurance - Building	570200
Insurance - General Liability	570400
Insurance - Umbrella	570500
Insurance Premiums	

Insurance & Claims	
License, Fees, Permits	571000
License, Fees, Permits	
Postage	576000
Postage	
Printing	577000
Printing	
Miscellaneous	575000
Miscellaneous	
Procurement Card Rebate	577500
Procurement Card Rebate	
Office Supplies	582000
Bale Wire	582100
Tarps	582200
Other Supplies	582900
Supplies	
Telephone - Office	584000
Telephone - Mobile/Pager	584100
Specialized Operations Equipmt	584200
Telecommunications	
Travel - Auto	585000
Travel - Airlines	585100
Travel - Lodging	585300
Travel - Other	585600
Travel	
Meals	585900
Meals & Entertainment	
Travel & Entertainment	
Operations Support Costs	
Depreciation - Support Vehicle	700200
Depreciation - Containers	700300
Depreciation - Equipment	700400
Depreciation - Office Equip	700500
Depreciation - Buildings	700600
Interfaced Depreciation	
Depreciation	
Depreciation & Depletion	
Operations Support Costs	
Other Operating Expenses	
Sale of Assets - PS System	599000
Sale of Assets - Non-PS System	599050
Sale of Assets	
Other Operating Costs	
Other Operating Expenses	
Operation Support and Other	
Operating Costs	
Operating Expenses	
Gross Profit	
Sales, General, and Administrative	
Sales Expenses	
Sales Expenses	
General and Administrative Expenses	
Advertising	660000
Advertising	
Bad Debt Expense	661000
Bad Debts and Collection Costs	
Postage	676000
Postage	
Printing	677000
Printing	
SG&A Support Costs	
Amort - Customer Lists	706100
Other Intangible Amortization	
Intangible Amortization	
General and Administrative Expenses	
Sales, General, and Administrative	
Restructuring and Unusual Items	

Income From Operations (EBIT)

Other Income/(Expense)

Income From Operations Before Taxes

Provision for Income Taxes

Current Income Tax Expense

Current Deferred Tax Expense

Long Term Deferred Tax Expense

Income From Continuing Operations

Discontinued, Extraordinary, and Cumulative E

Net Income/(Loss)

Noncontrolling Interest

Net Income/(Loss) Attributable to WMI

Preferred Stock Dividends

Income Available to Common Shareholders

Income From Operations (EBIT)

Add:

Depreciation & Depletion

Intangible Amortization

EBITDA

Productivity: MRF

External Inbound Tons

Internal Inbound Tons

Total Inbound Tons

Total Revenue Per Inbound Ton

External Recycling Tons Sold

Total Operating Revenue

Operating Expenses

Income From Operations (EBIT)

Total Revenue Per Tons Sold

Total Operating Expenses Per Ton

EBIT Margin

EBIT Per Ton

Total Processing and disposal Costs

Less: Bonuses

Tons Sold

Residual Tons

Total Tons Processed


Per Ton Processing Fee

Waste Management - Wenatchee

SMaRT

Single-Stream from WM

Designated information is confidential per WAC 480-07-160

	<u>Tons</u> <u>Sold</u>	<u>Commodity</u> <u>Revenue</u>	<u>Rev./ton</u>	<u>Qtr. Avg.</u>
May				
Jun				
Jul				
Aug				
Sep				
Oct				
Total Regulated Tonnage				
Average commodity Value/ton				
Total Customers				
Monthly Rebate				