

Line No.	(a)	(b)	(b) + (c)		(e)	(d) + (e)
			Historical	Revenue Change		
1	Operating Revenue	56,722,281	4,107,480	60,829,761	112,453	60,942,214
2	Operating Expenses	55,116,569		55,116,569	112,453	55,229,022
3	Operating Income	1,605,712		5,713,192		\$5,713,192
4						
5	Interest Expense	374,877		374,877		374,877
6	Income Tax Expense	213,616	907,430	1,121,046		1,121,046
7						
8	Net Income	1,017,218		4,217,268		4,217,268
9						
10	Operating Ratio	97.17%		90.61%		90.63%
11						
12	<b>Revenue Requirement</b>					
13		Historical Revenue	56,722,281		Revenue Increase before taxes	4,107,480
14		Rate Increase	4,219,933		Rev Sensitive Taxes	112,453
15		<b>Revenue Requirement</b>	<b>60,942,214</b>		<b>Rate Increase</b>	<b>4,219,933</b>
16			Percent Increase	<b>7.44%</b>		
17				37,867		
18	<b>Capital Structure Financing Investment</b>					
19		Type	Percent	Amount	Cost of Capital	Financing Cost
20		Equity	60.00%	13,572,683	31.07%	Weighted Amount
21		Debt	40.00%	9,048,455	4.14%	18.64% 374,877
22		Total	100.00%	22,621,138		1.66% 4,592,146
23						20.30%
24						
25	<b>Operating Statistics</b>		<b>Before</b>	<b>After</b>		
26			<b>Income Tax</b>	<b>Income Tax</b>		
27		Return on Investment	25.26%	20.30%		
28		Return on Equity	39.33%	31.07%		
29		Operating Ratio	90.61%	90.63%		
30		Profit Margin	9.39%	9.39%		
31		Final turnover	2.69	2.69		
32		Tax Rate	21.00%	21.00%		
33						
34						
35	<b>Revenue Sensitive Taxes Charges</b>					
36			<b>Rate</b>	<b>Taxes</b>		
37		B & O Tax	1.750%	81,488		
38		WUTC Fee	0.510%	23,748		
39		City Tax	0.000%	-		
40		Bad Debts	0.155%	7,217		
41		Revenue Sensitive	2.415%	112,453		
42						
43		Conversion Factor	88.21%			

Line No.	(a)	(b)	(b) + (c)		(e)	(d) + (e)
			Historical	Revenue Change		
1	Operating Revenue	44,566,964	2,660,312	47,227,276	72,670	47,299,946
2	Operating Expenses	42,886,948		42,886,948	72,670	42,959,617
3	Operating Income	1,680,017		4,340,328		\$4,340,328
4						
5	Interest Expense	257,351		257,351		257,351
6	Income Tax Expense	246,909	610,516	857,425		857,425
7						
8	Net Income	1,175,757		3,225,552		3,225,552
9						
10	Operating Ratio	96.23%		90.81%		90.82%
11						
12	<b>Revenue Requirement</b>					
13		Historical Revenue	44,566,964		Revenue Increase before taxes	2,660,312
14		Rate Increase	2,732,981		Rev Sensitive Taxes	72,670
15		<b>Revenue Requirement</b>	<b>47,299,946</b>		<b>Rate Increase</b>	<b>2,732,981</b>
16			Percent Increase	<b>6.13%</b>		
17						
18	<b>Capital Structure Financing Investment</b>			<b>Financing Cost</b>		
19	Type	Percent	Amount	Cost of Capital	Weighted	Amount
20	Equity	60.00%	9,317,566	34.62%	20.77%	3,225,552
21	Debt	40.00%	6,211,711	4.14%	1.66%	257,351
22	Total	100.00%	15,529,277		22.43%	3,482,903
23						
24			<b>Before</b>	<b>After</b>		
25	<b>Operating Statistics</b>		<b>Income Tax</b>	<b>Income Tax</b>		
26						
27	Return on Investment		27.95%	22.43%		
28	Return on Equity		43.82%	34.62%		
29	Operating Ratio		90.81%	90.82%		
30	Profit Margin		9.19%	9.19%		
31	Final turnover		3.05	3.05		
32	Tax Rate		21.00%	21.00%		
33						
34						
35	<b>Revenue Sensitive Taxes Charges</b>					
36			<b>Rate</b>	<b>Taxes</b>		
37	B & O Tax		1.750%	52,659		
38	WUTC Fee		0.510%	15,346		
39	City Tax		0.000%	-		
40	Bad Debts		0.155%	4,664		
41	Revenue Sensitive		2.415%	72,670		
42						
43	Conversion Factor		88.41%			

Line No.	(a)	(b)	(b) + (c)		(e)	(d) + (e)
			Historical	Revenue Change		
1	Operating Revenue	8,278,635	1,147,157	9,425,792	31,587	9,457,379
2	Operating Expenses	8,491,573		8,491,573	31,587	8,523,160
3	Operating Income	(212,939)		934,219		\$934,219
4						
5	Interest Expense	83,631		83,631		83,631
6	Income Tax Expense	-	178,623	178,623		178,623
7						
8	Net Income	(296,570)		671,964		671,964
9						
10	Operating Ratio	102.57%		90.09%		90.12%
11						
12	<b>Revenue Requirement</b>					
13		Historical Revenue	8,278,635	Revenue Increase before taxes		1,147,157
14		Rate Increase	1,178,744	Rev Sensitive Taxes		31,587
15		<b>Revenue Requirement</b>	<b>9,457,379</b>	<b>Rate Increase</b>		<b>1,178,744</b>
16			Percent Increase	<b>14.24%</b>		
17						
18	<b>Capital Structure Financing Investment</b>			<b>Financing Cost</b>		
19	Type	Percent	Amount	Cost of Capital	Weighted	Amount
20	Equity	60.00%	3,027,920	22.19%	13.32%	671,964
21	Debt	40.00%	2,018,613	4.14%	1.66%	83,631
22	Total	100.00%	5,046,533		14.97%	755,595
23						
24			<b>Before</b>	<b>After</b>		
25	<b>Operating Statistics</b>		<b>Income Tax</b>	<b>Income Tax</b>		
26						
27	Return on Investment		18.51%	14.97%		
28	Return on Equity		28.09%	22.19%		
29	Operating Ratio		90.09%	90.12%		
30	Profit Margin		9.91%	9.91%		
31	Final turnover		1.87	1.87		
32	Tax Rate		21.00%	21.00%		
33						
34						
35	<b>Revenue Sensitive Taxes Charges</b>					
36			<b>Rate</b>	<b>Taxes</b>		
37	B & O Tax		1.750%	22,889		
38	WUTC Fee		0.510%	6,671		
39	City Tax		0.000%	-		
40	Bad Debts		0.155%	2,027		
41	Revenue Sensitive		2.415%	31,587		
42						
43	Conversion Factor		87.71%			

Line No.	(a)	(b)	(b) + (c)		(e)	(d) + (e)
			Historical	Revenue Change		
1	Operating Revenue	3,695,775	249,653	3,945,428	6,871	3,952,299
2	Operating Expenses	3,556,452		3,556,452	6,871	3,563,324
3	Operating Income	139,323		388,976		\$388,976
4						
5	Interest Expense	33,514		33,514		33,514
6	Income Tax Expense	18,364	56,283	74,647		74,647
7						
8	Net Income	87,446		280,815		280,815
9						
10	Operating Ratio	96.23%		90.14%		90.16%
11						
12	<b>Revenue Requirement</b>					
13		Historical Revenue	3,695,775	Revenue Increase before taxes		249,653
14		Rate Increase	256,524	Rev Sensitive Taxes		6,871
15		<b>Revenue Requirement</b>	<b>3,952,299</b>	<b>Rate Increase</b>		<b>256,524</b>
16			Percent Increase	<b>6.94%</b>		
17						
18	<b>Capital Structure Financing Investment</b>			<b>Financing Cost</b>		
19	Type	Percent	Amount	Cost of Capital	Weighted	Amount
20	Equity	60.00%	1,213,385	23.14%	13.89%	280,815
21	Debt	40.00%	808,923	4.14%	1.66%	33,514
22	Total	100.00%	2,022,309		15.54%	314,329
23						
24			<b>Before</b>	<b>After</b>		
25	<b>Operating Statistics</b>		<b>Income Tax</b>	<b>Income Tax</b>		
26						
27	Return on Investment		19.23%	15.54%		
28	Return on Equity		29.30%	23.14%		
29	Operating Ratio		90.14%	90.16%		
30	Profit Margin		9.86%	9.86%		
31	Final turnover		1.95	1.95		
32	Tax Rate		21.00%	21.00%		
33						
34						
35	<b>Revenue Sensitive Taxes Charges</b>					
36			<b>Rate</b>	<b>Taxes</b>		
37	B & O Tax		1.750%	4,979		
38	WUTC Fee		0.510%	1,451		
39	City Tax		0.000%	-		
40	Bad Debts		0.155%	441		
41	Revenue Sensitive		2.415%	6,871		
42						
43	Conversion Factor		87.74%			

Line No.	(a)	(b) + (c)		(d) + (e)		
		(b) Historical	(c) Revenue Change	(d) Proforma	(e) Add: Revenue Sensitive Taxes	(f) Revenue Requirement
1	Operating Revenue	180,906	13,460	194,366	357	194,724
2	Operating Expenses	181,595		181,595	357	181,952
3	Operating Income	(689)		12,771		\$12,771
4						
5	Interest Expense	446		446		446
6	Income Tax Expense	-	2,588	2,588		2,588
7						
8	Net Income	(1,135)		9,737		9,737
9						
10	Operating Ratio	100.38%		93.43%		93.44%
11						
12	<b>Revenue Requirement</b>					
13	Historical Revenue	180,906		Revenue Increase before taxes		13,460
14	Rate Increase	13,817		Rev Sensitive Taxes		357
15	<b>Revenue Requirement</b>	<b>194,724</b>		<b>Rate Increase</b>		<b>13,817</b>
16		Percent Increase		<b>7.64%</b>		
17						
18	<b>Capital Structure Financing Investment</b>			<b>Financing Cost</b>		
19	Type	Percent	Amount	Cost of Capital	Weighted	Amount
20	Equity	53.28%	12,264	79.40%	42.30%	9,737
21	Debt	46.72%	10,756	4.14%	1.94%	446
22	Total	100.00%	23,019		44.24%	10,183
23						
24						
25	<b>Operating Statistics</b>		<b>Before</b>	<b>After</b>		
26			<b>Income Tax</b>	<b>Income Tax</b>		
27	Return on Investment		55.48%	44.24%		
28	Return on Equity		100.50%	79.40%		
29	Operating Ratio		93.43%	93.44%		
30	Profit Margin		6.57%	6.57%		
31	Final turnover		8.46	8.46		
32	Tax Rate		21.00%	21.00%		
33						
34						
35	<b>Revenue Sensitive Taxes Charges</b>					
36			<b>Rate</b>	<b>Taxes</b>		
37	B & O Tax		1.750%	259		
38	WUTC Fee		0.510%	75		
39	City Tax		0.000%	-		
40	Bad Debts		0.155%	23		
41	Revenue Sensitive		2.415%	357		
42						
43	Conversion Factor		91.03%			

Murrey's Disposal Co., Inc. G-9  
 American Disposal Co., Inc. G-87  
 Proposed 3/1/2025 Rates

Increase %'s	
Garbage	6.19%
Resi./MF Recycling	14.99%
Yard Waste	7.17%



Item 50, Pg. 16				
Returned check	\$	21.80	\$	21.80

Item 51, Pg. 17				
Restart fee	\$	11.51	\$	0.71
			\$	12.22

Item 52, Pg. 17				
<b>Redelivery Fees</b>				
Garbage cart	\$	23.10	\$	1.43
Container	\$	43.71	\$	2.71
			\$	24.53
			\$	46.42

Item 60, Pg. 18				
<b>Overtime</b>				
Charge per hour	\$	78.25	\$	4.85
Minimum	\$	78.25	\$	4.85
			\$	83.10
			\$	83.10

Item 70, Pg. 19				
<b>Return Trips</b>				
Can	\$	9.22	\$	0.57
Drum	\$	17.34	\$	1.07
Bale	\$	17.34	\$	1.07
Litter receptacle	\$	17.34	\$	1.07
Drop box	\$	99.51	\$	6.16
Container	\$	17.23	\$	1.07
Recycling carts	\$	16.54	\$	2.48
Yard waste cart	\$	12.75	\$	0.91
Recycling container	\$	24.25	\$	3.64
			\$	9.79
			\$	18.41
			\$	18.41
			\$	18.41
			\$	105.67
			\$	18.30
			\$	19.02
			\$	13.66
			\$	27.89

Item 80, Pg. 21				
<b>Drive-In</b>				
Residential 125+ feet	\$	5.17	\$	0.32
Commercial 125+ feet	\$	1.19	\$	0.07
			\$	5.49
			\$	1.26
<b>Recycling</b>				
Driveway	\$	5.91	\$	0.89
Private road	\$	5.91	\$	0.89
			\$	6.80
			\$	6.80
<b>Yard Waste</b>				
Driveway	\$	4.99	\$	0.36
Private road	\$	4.99	\$	0.36
			\$	5.35
			\$	5.35
Primitive private road	\$	3.59	\$	0.22
			\$	3.81

Item 90, Pg. 22				
<b>Special Services</b>				
<b>Residential</b>				
Stairs (each step up or down)	\$	0.86	\$	0.05
Overheard obstruction	\$	0.86	\$	0.05
Sunken/elevated	\$	0.86	\$	0.05
			\$	0.91
			\$	0.91
			\$	0.91
<b>Commercial</b>				
Stairs (each step up or down)	\$	0.19	\$	0.01
Overheard obstruction	\$	0.19	\$	0.01
Sunken/elevated	\$	0.19	\$	0.01
			\$	0.20
			\$	0.20
			\$	0.20

Murrey's Disposal Co., Inc. G-9  
 American Disposal Co., Inc. G-87  
 Proposed 3/1/2025 Rates

Increase %'s	
Garbage	6.19%
Resi./MF Recycling	14.99%
Yard Waste	7.17%



**Item 100, Pg. 23**

Weekly Service With Recycling				
20 gallon cart	\$	17.31	\$	18.38
35 gallon cart	\$	22.16	\$	23.53
65 gallon cart	\$	32.48	\$	34.49
95 gallon cart	\$	45.30	\$	48.11
Weekly Service Without Recycling				
20 gallon cart	\$	18.31	\$	19.38
35 gallon cart	\$	23.16	\$	24.53
65 gallon cart	\$	34.48	\$	36.49
95 gallon cart	\$	48.30	\$	51.11
Monthly Service With Recycling				
20 gallon cart	\$	10.37	\$	11.01
35 gallon cart	\$	12.96	\$	13.76
65 gallon cart	\$	19.36	\$	20.56
95 gallon cart	\$	27.16	\$	28.84
Recycling				
With garbage	\$	9.45	\$	10.87
Recycling only	\$	14.18	\$	16.31
Yard Waste				
Yard Waste	\$	7.18	\$	7.69
Damaged or unreturned cart	\$	96.35	\$	110.79

**Item 100, Pg. 24**

Extras				
Extra mini can, can, or bag	\$	5.71	\$	6.12
Yard waste	\$	2.32	\$	2.49
On Call				
20 gallon cart	\$	11.56	\$	12.28
35 gallon cart/can	\$	14.40	\$	15.29
65 gallon cart	\$	21.53	\$	22.86
95 gallon cart	\$	30.12	\$	31.99

Murrey's Disposal Co., Inc. G-9  
 American Disposal Co., Inc. G-87  
 Proposed 3/1/2025 Rates

	Increase %'s
Garbage	6.19%
Resi./MF Recycling	14.99%
Yard Waste	7.17%



Item 105, Pg. 27

Weekly Service With Recycling

20 gallon cart	\$ 18.75	\$ 1.16	\$ 19.91
35 gallon cart	\$ 23.96	\$ 1.48	\$ 25.44
65 gallon cart	\$ 37.37	\$ 2.31	\$ 39.68
95 gallon cart	\$ 55.01	\$ 3.41	\$ 58.42

Weekly Service Without Recycling

20 gallon cart	\$ 19.50	\$ 1.16	\$ 20.66
35 gallon cart	\$ 24.96	\$ 1.48	\$ 26.44



Murrey's Disposal Co., Inc. G-9  
 American Disposal Co., Inc. G-87  
 Proposed 3/1/2025 Rates

Increase %'s	
Garbage	6.19%
Resi./MF Recycling	14.99%
Yard Waste	7.17%

**Item 105, Pg. 28**

65 gallon cart	\$	39.37	\$	2.31	\$	41.68
95 gallon cart	\$	58.01	\$	3.41	\$	61.42
<b>Recycling</b>						
With garbage	\$	9.45	\$	1.42	\$	10.87
Recycling only	\$	14.18	\$	2.13	\$	16.31
<b>Yard Waste</b>						
Yard Waste	\$	7.18	\$	0.51	\$	7.69
<b>Damaged or unreturned cart</b>	\$	87.16	\$	6.25	\$	75.91
<b>Item 105, Pg. 28</b>						
<b>Extras</b>						
Extra mini can, can, or bag	\$	5.02	\$	0.31	\$	5.33
Yard waste	\$	2.32	\$	0.17	\$	2.49
<b>On Call</b>						
20 gallon cart	\$	16.29	\$	1.01	\$	17.30
35 gallon cart/can	\$	20.33	\$	1.26	\$	21.59
65 gallon cart	\$	30.42	\$	1.88	\$	32.30
95 gallon cart	\$	42.59	\$	2.64	\$	45.23

**Item 105, Pg. 29**

Murrey's Disposal Co., Inc. G-9  
 American Disposal Co., Inc. G-87  
 Proposed 3/1/2025 Rates

Increase %'s	
Garbage	6.19%
Resi./MF Recycling	14.99%
Yard Waste	7.17%

**Item 105, Pg. 30**

Permanent Service						
<b>First/Each Pickup</b>						
1 yard	\$	30.79	\$	1.91	\$	32.70
1.5 yard	\$	43.32	\$	2.68	\$	46.00
2 yard	\$	54.82	\$	3.40	\$	58.22
4 yard	\$	104.45	\$	6.47	\$	110.92
6 yard	\$	147.05	\$	9.11	\$	156.16
<b>Special Pickup</b>						
1 yard	\$	33.02	\$	2.05	\$	35.07
1.5 yard	\$	45.56	\$	2.82	\$	48.38
2 yard	\$	57.06	\$	3.53	\$	60.59
4 yard	\$	106.67	\$	6.61	\$	113.28
6 yard	\$	149.29	\$	9.25	\$	158.54
<b>Temporary Service</b>						
<b>Initial Delivery</b>						
1 yard	\$	43.71	\$	2.71	\$	46.42
1.5 yard	\$	43.71	\$	2.71	\$	46.42
2 yard	\$	43.71	\$	2.71	\$	46.42
4 yard	\$	43.71	\$	2.71	\$	46.42
6 yard	\$	43.71	\$	2.71	\$	46.42
<b>Pickup</b>						
1 yard	\$	33.02	\$	2.05	\$	35.07
1.5 yard	\$	45.56	\$	2.82	\$	48.38
2 yard	\$	57.06	\$	3.53	\$	60.59
4 yard	\$	106.67	\$	6.61	\$	113.28
6 yard	\$	149.29	\$	9.25	\$	158.54
<b>Lost Containers</b>						
1 yard	\$	622.03	\$	38.53	\$	660.56
1.5 yard	\$	673.86	\$	41.74	\$	715.60
2 yard	\$	725.69	\$	44.95	\$	770.64
4 yard	\$	681.20	\$	42.19	\$	723.39
6 yard	\$	1,088.54	\$	67.42	\$	1,155.96
<b>Recycling</b>						
With garbage	\$	5.83	\$	0.87	\$	6.70
No recycling surcharge	\$	0.75	\$		\$	0.75
Lid, lock, unlock, unlatch	\$	1.12	\$	0.07	\$	1.19

**Item 105, Pg. 32**

<b>Initial Delivery</b>						
90 gallon cart	\$	45.39	\$	2.81	\$	48.20
2 yard	\$	45.39	\$	2.81	\$	48.20
4 yard	\$	45.39	\$	2.81	\$	48.20
6 yard	\$	45.39	\$	2.81	\$	48.20
<b>Rent</b>						
90 gallon cart	\$	4.53	\$	0.28	\$	4.81
2 yard	\$	11.67	\$	0.72	\$	12.39
4 yard	\$	14.70	\$	0.91	\$	15.61
6 yard	\$	17.53	\$	1.09	\$	18.62
<b>Pickup</b>						
90 gallon cart	\$	6.03	\$	0.37	\$	6.40
2 yard	\$	12.47	\$	0.77	\$	13.24
4 yard	\$	26.68	\$	1.65	\$	28.33
6 yard	\$	38.91	\$	2.41	\$	41.32
<b>Special Pickup</b>						
90 gallon cart	\$	9.07	\$	0.56	\$	9.63
2 yard	\$	15.32	\$	0.95	\$	16.27
4 yard	\$	29.51	\$	1.83	\$	31.34
6 yard	\$	40.98	\$	2.54	\$	43.52
No/inadequate recycling surcharge	\$	3.30	\$	0.24	\$	3.54
Additional charge per additional yard	\$	27.00	\$	1.94	\$	28.94

Murrey's Disposal Co., Inc. G-9  
 American Disposal Co., Inc. G-87  
 Proposed 3/1/2025 Rates

Increase %'s	
Garbage	6.19%
Resi./MF Recycling	14.99%
Yard Waste	7.17%



**Item 120, Pg. 34**

Drums					
Pickup	\$	27.57	\$	1.71	\$ 29.28
Special pickup	\$	32.14	\$	1.99	\$ 34.13

**Item 150, Pg. 34**

Bulky					
Rate per yard	\$	26.76	\$	1.66	\$ 28.42
Minimum	\$	26.76	\$	1.66	\$ 28.42
Loose					
Rate per yard	\$	26.76	\$	1.66	\$ 28.42
Minimum	\$	26.76	\$	1.66	\$ 28.42

Murrey's Disposal Co., Inc. G-9  
 American Disposal Co., Inc. G-87  
 Proposed 3/1/2025 Rates

Increase %'s	
Garbage	6.19%
Resi./MF Recycling	14.99%
Yard Waste	7.17%



**Item 160, Pg. 35**

**Single Rear Drive Axle**

**Truck and Driver**

Non-packer truck	\$ 86.08	\$ 5.33	\$ 91.41
Packer truck	\$ 89.45	\$ 5.54	\$ 94.99
Drop-box truck	\$ 96.15	\$ 5.96	\$ 102.11
Extra person	\$ 52.55	\$ 3.25	\$ 55.80

**Tandem Rear Drive Axle**

**Truck and Driver**

Non-packer truck	\$ 96.15	\$ 5.96	\$ 102.11
Packer truck	\$ 103.97	\$ 6.44	\$ 110.41
Drop-box truck	\$ 106.21	\$ 6.58	\$ 112.79
Extra person	\$ 52.55	\$ 3.25	\$ 55.80

**Transfer Trucks**

**Truck and Driver**

Dump truck with pup trailer	\$ 141.98	\$ 8.79	\$ 150.77
4-Axle tractor with end dump trailer	\$ 141.98	\$ 8.79	\$ 150.77
4-Axle tractor with cargo chassis	\$ 130.80	\$ 8.10	\$ 138.90

**Item 205, Pg. 37**

**Roll-Out - Container, per Pick-Up**

5-25 feet	\$ 4.02	\$ 0.25	\$ 4.27
25+ feet per 5 feet increment, add	\$ 0.55	\$ 0.03	\$ 0.58

**Roll-Out - Cart, per Month**

5-25 feet	\$ 5.55	\$ 0.34	\$ 5.89
25+ feet per 5 feet increment, add	\$ 0.55	\$ 0.03	\$ 0.58

**Item 207, Pg. 38A**

**Overweight**

Drop box	\$ 22.35	\$ 1.38	\$ 23.73
Compactor	\$ 22.35	\$ 1.38	\$ 23.73

Murrey's Disposal Co., Inc. G-9  
 American Disposal Co., Inc. G-87  
 Proposed 3/1/2025 Rates

Increase %'s	
Garbage	6.19%
Resi./MF Recycling	14.99%
Yard Waste	7.17%



**Item 210, Pg. 39A**

<b>Washing</b>						
Per yard	\$	7.72	\$	0.48	\$	8.20
Minimum	\$	23.14	\$	1.43	\$	24.57
<b>Steam Cleaning</b>						
Per yard	\$	7.94	\$	0.49	\$	8.43
Minimum	\$	31.76	\$	1.97	\$	33.73
<b>Sanitizing</b>						
Per yard	\$	7.72	\$	0.48	\$	8.20
Minimum	\$	23.14	\$	1.43	\$	24.57
<b>Pickup and Redelivery</b>						
Up to 8 yards	\$	46.95	\$	2.91	\$	49.86
Over 8 yards	\$	99.78	\$	6.18	\$	105.96

**Item 230, Pg. 40**

<b>Disposal</b>						
MSW ton	\$	174.84	\$	-	\$	174.84
Appliance with Freon	\$	63.00	\$	-	\$	63.00
Mattresses (over 3)	\$	60.00	\$	-	\$	60.00

Murrey's Disposal Co., Inc. G-9  
 American Disposal Co., Inc. G-87  
 Proposed 3/1/2025 Rates

Increase %'s	
Garbage	6.19%
Resi./MF Recycling	14.99%
Yard Waste	7.17%



**Item 240, Pg. 41**

Permanent Service						
<b>First/Each Pickup</b>						
1 yard	\$	24.96	\$	1.55	\$	26.51
1.5 yard	\$	34.56	\$	2.14	\$	36.70
2 yard	\$	43.15	\$	2.67	\$	45.82
4 yard	\$	81.10	\$	5.02	\$	86.12
6 yard	\$	112.05	\$	6.94	\$	118.99
<b>Special Pickup</b>						
1 yard	\$	27.19	\$	1.68	\$	28.87
1.5 yard	\$	36.80	\$	2.28	\$	39.08
2 yard	\$	45.39	\$	2.81	\$	48.20
4 yard	\$	83.33	\$	5.16	\$	88.49
6 yard	\$	114.28	\$	7.08	\$	121.36
<b>Temporary Service</b>						
<b>Initial Delivery</b>						
1 yard	\$	43.71	\$	2.71	\$	46.42
1.5 yard	\$	43.71	\$	2.71	\$	46.42
2 yard	\$	43.71	\$	2.71	\$	46.42
4 yard	\$	43.71	\$	2.71	\$	46.42
6 yard	\$	43.71	\$	2.71	\$	46.42
<b>Pickup</b>						
1 yard	\$	27.19	\$	1.68	\$	28.87
1.5 yard	\$	36.80	\$	2.28	\$	39.08
2 yard	\$	45.39	\$	2.81	\$	48.20
4 yard	\$	83.33	\$	5.16	\$	88.49
6 yard	\$	114.28	\$	7.08	\$	121.36
<b>Lost Containers</b>						
1 yard	\$	622.03	\$	38.53	\$	660.56
1.5 yard	\$	673.86	\$	41.74	\$	715.60
2 yard	\$	725.69	\$	44.95	\$	770.64
4 yard	\$	881.20	\$	54.58	\$	935.78
6 yard	\$	1,088.54	\$	67.42	\$	1,155.96
Lid, lock, unlock, unlatch	\$	1.12	\$	0.07	\$	1.19

**Item 245, Pg. 42**

Permanent Service						
<b>Each Pickup</b>						
20 gallon cart	\$	4.10	\$	0.25	\$	4.35
35 gallon cart	\$	5.18	\$	0.32	\$	5.50
65 gallon cart	\$	7.72	\$	0.48	\$	8.20
95 gallon cart	\$	10.82	\$	0.67	\$	11.49
<b>Minimum</b>						
20 gallon cart	\$	17.76	\$	1.10	\$	18.86
35 gallon cart	\$	22.44	\$	1.39	\$	23.83
65 gallon cart	\$	33.47	\$	2.07	\$	35.54
95 gallon cart	\$	46.91	\$	2.91	\$	49.82
<b>Other Charges</b>						
Extra unit	\$	4.99	\$	0.31	\$	5.30
Lid, lock, unlock, unlatch	\$	1.12	\$	0.07	\$	1.19

Murrey's Disposal Co., Inc. G-9  
 American Disposal Co., Inc. G-87  
 Proposed 3/1/2025 Rates

Increase %'s	
Garbage	6.19%
Resi./MF Recycling	14.99%
Yard Waste	7.17%

**Item 255, Pg. 44 2.25:1 compaction**

**Permanent Service**

**Each Pickup**

2 yard	\$ 92.26	\$ 5.71	\$ 97.97
4 yard	\$ 167.80	\$ 10.39	\$ 178.19
6 yard	\$ 235.57	\$ 14.59	\$ 250.16

**Special Pickup**

2 yard	\$ 98.97	\$ 6.13	\$ 105.10
4 yard	\$ 174.52	\$ 10.81	\$ 185.33
6 yard	\$ 242.28	\$ 15.01	\$ 257.29

**Temporary Service**

**Each Pickup**

2 yard	\$ 98.97	\$ 6.13	\$ 105.10
4 yard	\$ 174.52	\$ 10.81	\$ 185.33
6 yard	\$ 242.28	\$ 15.01	\$ 257.29

**Other Charges**

Initial delivery	\$ 43.71	\$ 2.71	\$ 46.42
Disconnect/reconnect	\$ 7.32	\$ 0.45	\$ 7.77

**Item 255, Pg. 45 3:1 compaction**

**Permanent Service**

**Each Pickup**

2 yard	\$ 117.73	\$ 7.29	\$ 125.02
3 yard	\$ 161.35	\$ 9.99	\$ 171.34
4 yard	\$ 200.70	\$ 12.43	\$ 213.13
6 yard	\$ 297.09	\$ 18.40	\$ 315.49

**Special Pickup**

2 yard	\$ 124.43	\$ 7.71	\$ 132.14
3 yard	\$ 168.05	\$ 10.41	\$ 178.46
4 yard	\$ 207.41	\$ 12.85	\$ 220.26
6 yard	\$ 303.80	\$ 18.82	\$ 322.62

**Temporary Service**

**Each Pickup**

2 yard	\$ 124.43	\$ 7.71	\$ 132.14
3 yard	\$ 168.05	\$ 10.41	\$ 178.46
4 yard	\$ 207.41	\$ 12.85	\$ 220.26
6 yard	\$ 303.80	\$ 18.82	\$ 322.62

**Other Charges**

Initial delivery	\$ 43.71	\$ 2.71	\$ 46.42
Disconnect/reconnect	\$ 7.32	\$ 0.45	\$ 7.77

Murrey's Disposal Co., Inc. G-9  
 American Disposal Co., Inc. G-87  
 Proposed 3/1/2025 Rates

Increase %'s	
Garbage	6.19%
Resi./MF Recycling	14.99%
Yard Waste	7.17%



**Item 255, Pg. 46 4:1 compaction**

Permanent Service				
<b>Each Pickup</b>				
3 yard	\$ 205.45	\$ 12.73	\$ 218.18	
4 yard	\$ 269.92	\$ 16.72	\$ 286.64	
6 yard	\$ 383.53	\$ 23.76	\$ 407.29	
<b>Special Pickup</b>				
3 yard	\$ 212.16	\$ 13.14	\$ 225.30	
4 yard	\$ 276.63	\$ 17.13	\$ 293.76	
6 yard	\$ 390.24	\$ 24.17	\$ 414.41	
<b>Temporary Service</b>				
<b>Each Pickup</b>				
3 yard	\$ 205.45	\$ 12.73	\$ 218.18	
4 yard	\$ 269.92	\$ 16.72	\$ 286.64	
6 yard	\$ 383.53	\$ 23.76	\$ 407.29	
<b>Other Charges</b>				
Initial delivery	\$ 43.71	\$ 2.71	\$ 46.42	
Disconnect/reconnect	\$ 7.32	\$ 0.45	\$ 7.77	

**Item 255, Pg. 47 5:1 compaction**

Permanent Service				
<b>Each Pickup</b>				
4 yard	\$ 306.41	\$ 18.98	\$ 325.39	
6 yard	\$ 435.16	\$ 26.95	\$ 462.11	
<b>Special Pickup</b>				
4 yard	\$ 313.12	\$ 19.39	\$ 332.51	
6 yard	\$ 441.86	\$ 27.37	\$ 469.23	
<b>Temporary Service</b>				
<b>Each Pickup</b>				
4 yard	\$ 313.12	\$ 19.39	\$ 332.51	
6 yard	\$ 441.86	\$ 27.37	\$ 469.23	
<b>Other Charges</b>				
Initial delivery	\$ 43.71	\$ 2.71	\$ 46.42	
Disconnect/reconnect	\$ 7.32	\$ 0.45	\$ 7.77	

**Item 255, Pg. 48 2.25:1 compaction**

Permanent Service				
<b>Each Pickup</b>				
2 yard	\$ 111.20	\$ 6.89	\$ 118.09	
4 yard	\$ 205.64	\$ 12.74	\$ 218.38	
6 yard	\$ 292.33	\$ 18.11	\$ 310.44	
<b>Special Pickup</b>				
2 yard	\$ 117.90	\$ 7.30	\$ 125.20	
4 yard	\$ 212.34	\$ 13.15	\$ 225.49	
6 yard	\$ 299.04	\$ 18.52	\$ 317.56	
<b>Temporary Service</b>				
<b>Each Pickup</b>				
2 yard	\$ 117.90	\$ 7.30	\$ 125.20	
4 yard	\$ 212.34	\$ 13.15	\$ 225.49	
6 yard	\$ 299.04	\$ 18.52	\$ 317.56	
<b>Other Charges</b>				
Initial delivery	\$ 43.71	\$ 2.71	\$ 46.42	
Disconnect/reconnect	\$ 7.32	\$ 0.45	\$ 7.77	
Recycling per yard	\$ 5.83	\$ 0.87	\$ 6.70	



Murrey's Disposal Co., Inc. G-9  
 American Disposal Co., Inc. G-87  
 Proposed 3/1/2025 Rates

Increase %'s	
Garbage	6.19%
Resi./MF Recycling	14.99%
Yard Waste	7.17%

**Item 255, Pg. 49 3:1 compaction**

Permanent Service						
<b>Each Pickup</b>						
2 yard	\$	142.94	\$	8.85	\$	151.79
3 yard	\$	199.17	\$	12.34	\$	211.51
4 yard	\$	251.14	\$	15.56	\$	266.70
6 yard	\$	372.75	\$	23.09	\$	395.84
<b>Special Pickup</b>						
2 yard	\$	149.65	\$	9.27	\$	158.92
3 yard	\$	205.88	\$	12.75	\$	218.63
4 yard	\$	257.84	\$	15.97	\$	273.81
6 yard	\$	379.45	\$	23.50	\$	402.95
<b>Temporary Service</b>						
<b>Each Pickup</b>						
2 yard	\$	149.65	\$	9.27	\$	158.92
3 yard	\$	205.88	\$	12.75	\$	218.63
4 yard	\$	257.84	\$	15.97	\$	273.81
6 yard	\$	379.45	\$	23.50	\$	402.95
<b>Other Charges</b>						
Initial delivery	\$	43.71	\$	2.71	\$	46.42
Disconnect/reconnect	\$	7.32	\$	0.45	\$	7.77
Recycling per yard	\$	5.83	\$	0.87	\$	6.70

**Item 255, Pg. 50A 4:1 compaction**

Permanent Service						
<b>Each Pickup</b>						
3 yard	\$	246.05	\$	15.24	\$	261.29
4 yard	\$	324.44	\$	20.10	\$	344.54
6 yard	\$	477.21	\$	29.56	\$	506.77
<b>Special Pickup</b>						
3 yard	\$	252.76	\$	15.66	\$	268.42
4 yard	\$	331.14	\$	20.51	\$	351.65
6 yard	\$	473.66	\$	29.34	\$	503.00
<b>Temporary Service</b>						
<b>Each Pickup</b>						
3 yard	\$	252.76	\$	15.66	\$	268.42
4 yard	\$	331.14	\$	20.51	\$	351.65
6 yard	\$	473.66	\$	29.34	\$	503.00
<b>Other Charges</b>						
Initial delivery	\$	43.71	\$	2.71	\$	46.42
Disconnect/reconnect	\$	7.32	\$	0.45	\$	7.77
Recycling per yard	\$	5.83	\$	0.87	\$	6.70

Murrey's Disposal Co., Inc. G-9  
 American Disposal Co., Inc. G-87  
 Proposed 3/1/2025 Rates

Increase %'s	
Garbage	6.19%
Resi./MF Recycling	14.99%
Yard Waste	7.17%

**Item 255, Pg. 51 5:1 compaction**

Permanent Service						
<b>Each Pickup</b>						
4 yard	\$	374.55	\$	23.20	\$	397.75
6 yard	\$	539.43	\$	33.41	\$	572.84
<b>Special Pickup</b>						
4 yard	\$	381.26	\$	23.61	\$	404.87
6 yard	\$	546.14	\$	33.83	\$	579.97
Temporary Service						
<b>Each Pickup</b>						
4 yard	\$	381.26	\$	23.61	\$	404.87
6 yard	\$	546.14	\$	33.83	\$	579.97
<b>Other Charges</b>						
Initial delivery	\$	43.71	\$	2.71	\$	46.42
Disconnect/reconnect	\$	7.32	\$	0.45	\$	7.77
Recycling per yard	\$	5.83	\$	0.87	\$	6.70

**Item 260, Pg. 52**

Permanent Service						
<b>Monthly Rent</b>						
20 yard	\$	92.53	\$	5.73	\$	98.26
25 yard	\$	103.68	\$	6.42	\$	110.10
30 yard	\$	113.72	\$	7.04	\$	120.76
40 yard	\$	115.94	\$	7.18	\$	123.12
50 yard	\$	156.09	\$	9.67	\$	165.76
<b>First/Each Pickup</b>						
20 yard	\$	97.10	\$	6.01	\$	103.11
25 yard	\$	106.44	\$	6.59	\$	113.03
30 yard	\$	114.43	\$	7.09	\$	121.52
40 yard	\$	138.34	\$	8.57	\$	146.91
50 yard	\$	163.67	\$	10.14	\$	173.81
Temporary Service						
<b>Initial Delivery</b>						
20 yard	\$	99.51	\$	6.16	\$	105.67
25 yard	\$	99.51	\$	6.16	\$	105.67
30 yard	\$	99.51	\$	6.16	\$	105.67
40 yard	\$	99.51	\$	6.16	\$	105.67
50 yard	\$	99.51	\$	6.16	\$	105.67
<b>Pickups</b>						
20 yard	\$	115.87	\$	7.18	\$	123.05
25 yard	\$	123.72	\$	7.66	\$	131.38
30 yard	\$	130.36	\$	8.07	\$	138.43
40 yard	\$	150.32	\$	9.31	\$	159.63
50 yard	\$	173.28	\$	10.73	\$	184.01

Murrey's Disposal Co., Inc. G-9  
 American Disposal Co., Inc. G-87  
 Proposed 3/1/2025 Rates

Increase %'s	
Garbage	6.19%
Resi./MF Recycling	14.99%
Yard Waste	7.17%



Rent Per Month			
20 yard	\$	157.25	\$ 166.99
25 yard	\$	163.88	\$ 174.03
30 yard	\$	171.18	\$ 181.78
40 yard	\$	207.34	\$ 220.18
50 yard	\$	259.09	\$ 275.14

Other Charges			
Excess mileage	\$	3.92	\$ 4.16
Tarping	\$	13.31	\$ 14.13

**Item 265, Pg. 53**

Permanent Service			
Pickups			
10 yard	\$	91.67	\$ 97.35
20 yard	\$	97.10	\$ 103.11
25 yard	\$	106.44	\$ 113.03
30 yard	\$	114.43	\$ 121.52
40 yard	\$	135.73	\$ 144.14
50 yard	\$	152.99	\$ 162.47

Other Charges			
Excess mileage	\$	3.92	\$ 4.16
Tarping	\$	13.31	\$ 14.13

**Item 275, Pg. 55**

Permanent Service			
Pickups			
10 yard	\$	139.69	\$ 148.34
15 yard	\$	144.34	\$ 153.28
20 yard	\$	144.34	\$ 153.28
25 yard	\$	149.71	\$ 158.98
30 yard	\$	158.98	\$ 168.83
35 yard	\$	164.35	\$ 174.53
40 yard	\$	170.94	\$ 181.53

Other Charges			
Excess mileage	\$	3.92	\$ 4.16
Disconnect/reconnect	\$	7.32	\$ 7.77
Tarping	\$	13.31	\$ 14.13


**Item 275, Pg. 56**

Permanent Service			
Pickups			
45 yard	\$	182.24	\$ 193.53
50 yard	\$	195.66	\$ 207.78

Other Charges			
Excess mileage	\$	3.92	\$ 4.16
Disconnect/reconnect	\$	7.32	\$ 7.77
Tarping	\$	13.31	\$ 14.13


Waste Connections, Inc.  
IS 210 - PL Review  
[2024-09](#)

Districts/Grouping: [2111,2131](#) Exclude IC:  
System:




Waste Connections, Inc.  
IS 210 - PL Review  
[2024-09](#)

Districts/Grouping: [2111,2131](#) Exclude IC:  
System:




Waste Connections, Inc.  
IS 210 - PL Review  
[2024-09](#)

Districts/Grouping: [2111,2131](#) Exclude IC:  
System:



Waste Connections, Inc.  
IS 210 - PL Review  
[2024-09](#)

Districts/Grouping: [2111,2131](#) Exclude IC:  
System:



Waste Connections, Inc.  
IS 210 - PL Review  
[2024-09](#)


Districts/Grouping: [2111,2131](#) Exclude IC:  
System:






Waste Connections, Inc.  
IS 210 - PL Review  
[2024-09](#)

Districts/Grouping: [2132](#) Exclude IC:  
System:




Waste Connections, Inc.  
IS 210 - PL Review  
[2024-09](#)

Districts/Grouping: [2132](#) Exclude IC:  
System:




Waste Connections, Inc.  
IS 210 - PL Review  
[2024-09](#)

Districts/Grouping: [2132](#) Exclude IC:  
System:




Waste Connections, Inc.  
IS 210 - PL Review  
[2024-09](#)

Districts/Grouping: [2132](#) Exclude IC:  
System:




Waste Connections, Inc.  
IS 210 - PL Review  
[2024-09](#)

Districts/Grouping: [2132](#) Exclude IC:  
System:




Waste Connections, Inc.  
IS 210 - PL Review  
[2024-09](#)

Districts/Grouping: 2140 Exclude IC:  
System:




Waste Connections, Inc.  
IS 210 - PL Review  
[2024-09](#)

Districts/Grouping: [2140](#) Exclude IC:  
System:



Waste Connections, Inc.  
IS 210 - PL Review  
[2024-09](#)


Districts/Grouping: 2140 Exclude IC:  
System:






Waste Connections, Inc.  
IS 210 - PL Review  
[2024-09](#)

Districts/Grouping: 2140 Exclude IC:  
System:




Waste Connections, Inc.  
IS 210 - PL Review  
[2024-09](#)

Districts/Grouping: 2140 Exclude IC:  
System:




Waste Connections, Inc.  
IS 210 - PL Review  
[2024-09](#)

Districts/Grouping: 2140 Exclude IC:  
System:



Murrey's Disposal Company, Inc.  
Consolidated Income Statement  
October 2023 - September 30, 2024

1 2 3 4 5 6 7 8 9


















Murrey's Disposal Company, Inc.  
Consolidated Income Statement  
October 2023 - September 30, 2024

10 11 12 13 14 15 16 17 18 19 20 21 22

















Murrey's Disposal Company, Inc.  
Consolidated Income Statement  
October 2023 - September 30, 2024


23


24


The table content is completely redacted with a large black box. The table structure is indicated by a vertical white line separating two columns. The redaction covers the entire body of the financial statement.
















Murrey's Disposal Company, Inc.

Allocators Abbreviations Medical Waste MSW Recycle Yard Waste Total



0.00%  
0.00%  
0.00%  
0.00%  
0.00%

Allocators  
Actual














Murrey's Disposal Company, Inc.  
Allocators for Regulated, Non-Regulated and by Line of Business  
Test Year Ended September 2024









Restating Adjustment Details - 9.30.24 General Filing

RS-1  
Adjust Income Statement Revenue to Detailed Billing Records


	UTC	Non-Reg Total	2111 Total	Per GL	ADJ Needed
<b>Residential</b>					
Garbage	23,563,151	15,410,808	38,973,959	52,413,091	(13,439,131)
Recycle	7,720,378	29,308	7,749,686	-	7,749,686
Yard Waste	3,687,887	2,059,834	5,747,721	-	5,747,721
<b>Total Residential</b>	<b>34,971,415</b>	<b>17,499,950</b>	<b>52,471,365</b>	<b>52,413,091</b>	<b>58,275</b>
	0				
<b>Commercial</b>					
Garbage	7,007,463	10,657,125	17,664,588	22,725,042	(5,060,454)
Commercial Recycling	-	405	405	90	315
MF Garbage	3,297,823	932,833	4,230,657	-	4,230,657
MF Recycle	538,496	2,711	541,207	-	541,207
<b>Total Commercial</b>	<b>10,843,782</b>	<b>11,593,074</b>	<b>22,436,856</b>	<b>22,725,131</b>	<b>(288,275)</b>
	0				
<b>Roll Off</b>					
Hauls/Rent	3,378,002	-	3,378,002	4,887,688	(1,509,685)
Special - Med Waste	-	1,477,599	1,477,599	-	1,477,599
Disposal	5,767,994	2,933,466	8,701,460	8,701,759	(299)
<b>Total Roll Off</b>	<b>9,145,997</b>	<b>4,411,065</b>	<b>13,557,061</b>	<b>13,589,447</b>	<b>(32,385)</b>
	-				
<b>Total Med. Waste</b>	<b>180,452</b>	<b>-</b>	<b>180,452</b>	<b>-</b>	<b>180,452</b>
	-				
<b>Total Svc. Charges</b>	<b>35,674</b>	<b>31,477</b>	<b>67,151</b>	<b>52,901</b>	<b>14,250</b>
	-				
<b>Grand Total</b>	<b>55,177,320</b>	<b>33,535,566</b>	<b>88,712,886</b>	<b>88,780,570</b>	<b>(67,684)</b>
	0	17	-	5,500	

Disposal	Murrey's	Disposal
October 2023-February 2024	36,887	October 2023-February 2024
Increase per Ton	3.61	Increase per Ton TG-240047
<b>Expense Increase</b>	<b>133,161</b>	<b>Expense Increase</b>

Break-Out Pass-through Disposal:		Break-Out Pass-through Disposal:
Pass Thru	13,944	Pass Thru
Increase per Ton	3.61	Increase per Ton TG-240047
Packer Routes	50,338	Packer Routes

Adjust Pass-Thru to Billing 183,498 Adjust Pass-Thru to Billing

Adjustment to true-up the Oct/Jan-Feb packer route disposal expense to recognize the \$3.62 disposal fee increase that went into effect on March 1, 2024. This needs to be done in order to have an accurate 12-month expense base.



Adjust bad debt expense to actual.





Adjust Corporate & Region OH allocations to include allowable expenses based on previous rate case experience.

[Redacted]

[Redacted]

Bad Debt Percent 0.15% To LG

Recognize COVID Expense Recovered & To be Recovered

[Redacted]

[Redacted]



Pierce County Recycling, Composting and Disposal, LLC dba LRI  
 17925 MERIDIAN STREET EAST • PUYALLUP, WASHINGTON 98375  
 OFFICE: 253-847-7555 • FAX: 253-847-7713

**3/1/2025 Dump Fee Increase:**

This adjusts the disposal revenue and expense for October 2023-February 2024 to annualize the dump fee filing effective 3.1.25

	Murrey's
October 2023-September 2024	89,830
Increase per Ton	10.15
<b>Expense Increase</b>	<b>911,771</b>

**Break-Out Pass-through Disposal:**

Pass Thru	38,885
Increase per Ton	10.15
<b>Packer Routes</b>	<b>394,681</b>

Current Rate	\$	174.84	
New Rate	\$	184.99	
Increase	\$	10.15	5.81%

Adjust Pass-Thru to Billing **1,306,453**

November 15, 2024

Murrey's Disposal Co., Inc.  
 482270<sup>th</sup> Ave E  
 Fife, WA 98424

RE: Notice of Pierce County Disposal Fee Increase Effective March 1, 2025

To Whom It May Concern:

This is to notify you that your disposal rate for Pierce County Recycling, Composting & dba LRI will increase from \$174.84 per ton to \$184.99 per ton effective March 1, 2025

**Customer Notification:**

	Murrey's
Residential	68,252
Commercial	1,860
RO	436
	70,549
<b>Per Customer</b>	<b>50.73</b>
	551,501
	2
Acct: 46200	\$25,750 P-3

Rate increase notices to customers

**2025 Wage Increases/Normalizations:**

Wages Payroll Taxes Difference Payroll Taxes:



**Group Insurance**



**Totem Lease**





2025 Insurance Premiums





. Disposal  
i.

		1	2	3	4	5	6	7	8	9	10	11
						1	2	3	4	5	6	7
		Revenue										
Service Code	Service Code Description	Tariff Rate 3/1/2022	Tariff Rate 2/1/2023	Tariff Rate 6/1/2024	Tariff Page/Item #	Jan-24	Feb-24	Mar-24	Apr-24	May-24	Jun-24	Jul-24
<b>RESIDENTIAL SERVICES</b>												
<b>RESIDENTIAL GARBAGE</b>												
10RW1N	1-10 GAL CART WKLY NON REC	\$0.00	\$0.00	\$0.00		\$0	\$0	\$0	\$0	\$0	\$0	\$0
10RW1R	1-10 GAL CART WKLY W/ REC	\$0.00	\$0.00	\$0.00		\$0	\$0	\$0	\$0	\$0	\$0	\$0
20RM1	1-20 GAL CART MONTHLY	\$10.09	\$10.30	\$10.37	23	\$1,049	\$1,058	\$1,091	\$1,045	\$998	\$1,039	\$1,034
20RW1	1-20 GAL CAN WEEKLY	\$0.00	\$0.00	\$0.00		\$0	\$0	\$0	\$0	\$0	\$0	-\$12
20RW1N	1-20 GL CART WKLY NON REC	\$17.68	\$18.02	\$18.31	23	\$637	\$638	\$621	\$607	\$567	\$570	\$558
20RW1NR	1-20 GAL WKLY NON REC	\$0.00	\$0.00	\$0.00		\$0	\$0	\$0	\$0	\$0	\$0	\$0
20RW1R	1-20 GL CART WKLY W/ RECY	\$16.68	\$17.02	\$17.31	23	\$57,690	\$57,425	\$57,764	\$58,367	\$58,710	\$59,019	\$59,111
24RW1N	1-24 GL CART WKLY NON REC	\$0.00	\$0.00	\$0.00		\$0	\$0	\$0	\$0	\$0	\$0	\$0
24RW1R	1-24 GL CART WKLY W/ RECY	\$0.00	\$0.00	\$0.00		\$0	\$0	\$0	\$0	\$0	\$0	\$0
32RE1	1-32 GAL CAN EOW	\$0.00	\$0.00	\$0.00		\$0	\$0	\$0	\$0	\$0	\$0	\$0
32RM1	1-32 GAL CAN MONTHLY	\$0.00	\$0.00	\$0.00		\$0	\$0	\$0	\$0	\$0	\$0	\$0
32ROCPU	1-32 GAL CAN-ON CALL	\$0.00	\$0.00	\$0.00		\$0	\$0	\$0	\$0	\$0	\$0	\$0
32RW1	1-32 GAL CAN WEEKLY	\$0.00	\$0.00	\$0.00		\$0	\$0	\$0	\$0	\$0	\$0	\$0
32RW1N	1-32 GL CART WKLY NON REC	\$0.00	\$0.00	\$0.00		\$0	\$0	\$0	\$0	\$0	\$0	\$0
32RW1NR	1-32 GAL WKLY NON REC	\$0.00	\$0.00	\$0.00		\$0	\$0	\$0	\$0	\$0	\$0	\$0
32RW1R	1-32 GL CART WKLY W/ RECY	\$0.00	\$0.00	\$0.00		\$0	\$0	\$0	\$0	\$0	\$0	\$0
32RW2	2-32 GAL CANS WEEKLY	\$0.00	\$0.00	\$0.00		\$0	\$0	\$0	\$0	\$0	\$0	\$0
32RW2R	2-32 GL CART WKLY W/ RECY	\$0.00	\$0.00	\$0.00		\$0	\$0	\$0	\$0	\$0	\$0	\$0
32RW2NR	2-32 GAL WKLY NON REC	\$0.00	\$0.00	\$0.00		\$0	\$0	\$0	\$0	\$0	\$0	\$0
32RW3	3-32 GAL CANS WEEKLY	\$0.00	\$0.00	\$0.00		\$0	\$0	\$0	\$0	\$0	\$0	\$0
32RW3NR	3-32 GAL WKLY NON REC	\$0.00	\$0.00	\$0.00		\$0	\$0	\$0	\$0	\$0	\$0	\$0
32RW4	4-32 GAL CANS WEEKLY	\$0.00	\$0.00	\$0.00		\$0	\$0	\$0	\$0	\$0	\$0	\$0
32RW4NR	4-32 GAL WKLY NON REC	\$0.00	\$0.00	\$0.00		\$0	\$0	\$0	\$0	\$0	\$0	\$0
32RW5	5-32 GAL CANS WEEKLY	\$0.00	\$0.00	\$0.00		\$0	\$0	\$0	\$0	\$0	\$0	\$0
32RW5NR	5-32 GAL WKLY NON REC	\$0.00	\$0.00	\$0.00		\$0	\$0	\$0	\$0	\$0	\$0	\$0
32RW6	6-32 GAL CANS WEEKLY	\$0.00	\$0.00	\$0.00		\$0	\$0	\$0	\$0	\$0	\$0	\$0
35RM1	1-35 GAL CART MONTHLY	\$12.59	\$12.85	\$12.96	23	\$5,868	\$5,880	\$5,820	\$5,632	\$5,769	\$5,651	\$5,641
35RW1N	1-35 GAL CART WKLY NONREC	\$22.23	\$22.67	\$23.16	23	\$5,927	\$5,880	\$5,925	\$5,978	\$5,807	\$5,814	\$5,755
35RW1R	1-35 GAL CART WKLY W/REC	\$21.23	\$21.67	\$22.16	23	\$639,109	\$638,291	\$640,716	\$644,706	\$647,253	\$648,929	\$650,959
64RW1N	1-64 GAL CART WKLY NONREC	\$0.00	\$0.00	\$0.00		\$0	\$0	\$0	\$0	\$0	\$0	\$0
64RW1R	1-64 GAL CART WKLY W/REC	\$0.00	\$0.00	\$0.00		\$0	\$0	\$0	\$0	\$0	\$0	\$0
65RM1	1-65 GAL CART MONTHLY	\$18.81	\$19.20	\$19.36	23	\$1,833	\$1,815	\$1,786	\$1,859	\$1,868	\$1,897	\$1,878
65RW1N	1-65 GAL CART WKLY NONREC	\$33.16	\$33.80	\$34.48	23	\$5,436	\$5,520	\$5,477	\$5,491	\$5,409	\$5,409	\$5,366
65RW1R	1-65 GAL CART WKLY W/REC	\$31.16	\$31.80	\$32.48	23	\$806,625	\$808,610	\$814,934	\$821,169	\$825,274	\$828,403	\$832,952
95RM1	1-95 GAL CART MONTHLY	\$26.38	\$26.93	\$27.16	23	\$636	\$691	\$651	\$733	\$733	\$747	\$693
95RW1N	1-95 GAL CART WKLY NONREC	\$46.41	\$47.31	\$48.30	23	\$1,330	\$1,284	\$1,517	\$1,461	\$1,268	\$1,455	\$1,479
95RW1R	1-95 GAL CART WKLY W/REC	\$43.41	\$44.31	\$45.30	23	\$374,979	\$378,249	\$383,653	\$387,448	\$390,637	\$391,743	\$395,984
96RW1N	1-96 GAL CART WKLY NONREC	\$0.00	\$0.00	\$0.00		\$0	\$0	\$0	\$0	\$0	\$0	\$0
96RW1R	1-96 GAL CART WKLY W/REC	\$0.00	\$0.00	\$0.00		\$0	\$0	\$0	\$0	\$0	\$0	\$0
ADJRES	SERVICE ADJ-RESIDENTIAL	\$0.00	\$0.00	\$0.00		-\$204	\$202	\$0	\$0	\$0	\$0	\$0
CARRY-RES	CARRY OUT -RES	\$0.00	\$0.00	\$0.00		\$0	\$0	\$0	\$0	\$0	\$0	\$0
DELTOT	GARB CART REDELIVERY	\$0.00	\$0.00	\$0.00		\$0	\$0	\$0	\$0	\$0	\$0	\$0
DRIVEPRVT-RES	DRIVE IN PRIVATE RD - RES	\$0.00	\$0.00	\$0.00		\$0	\$0	\$0	\$0	\$0	\$0	\$0
DRVNR1	DRIVE IN UP TO 125'-EOW	\$0.00	\$0.00	\$0.00		\$0	\$0	\$0	\$0	\$0	\$0	\$0
DRVNRW1	DRIVE IN UP TO 125'-WKLY	\$5.06	\$5.17	\$5.17	21	\$1,014	\$1,006	\$999	\$991	\$864	\$977	\$981
DRVNRW2	DRIVE IN OVER 125'-WKLY	\$5.06	\$5.17	\$5.17		\$4	\$4	\$4	\$4	\$4	\$4	\$4
GWCR	GOOD WILL CREDIT - RESI	\$0.00	\$0.00	\$10.44		-\$35	\$0	\$0	\$0	-\$25	\$0	\$0
IMPCNR1	1 IMPROPER CAN - RESI	\$0.00	\$0.00	\$0.00		\$0	\$0	\$0	\$0	\$0	\$0	\$0
IMPCNR2	2 IMPROPER CANS - RESI	\$0.00	\$0.00	\$0.00		\$0	\$0	\$0	\$0	\$0	\$0	\$0
OBSR	OBSTRUCTION	\$0.84	\$0.86	\$0.86	22	\$6	\$6	\$8	\$8	\$8	\$8	\$8
OS	OVERSIZE UNIT	\$0.00	\$0.00	\$0.00		\$0	\$0	\$0	\$0	\$0	\$0	\$0
OSOW	OVERSIZE/OVERWEIGHT	\$0.00	\$0.00	\$0.00		\$0	\$0	\$0	\$0	\$0	\$0	\$0
OW	OVERWEIGHT UNIT	\$0.00	\$0.00	\$0.00		\$0	\$0	\$0	\$0	\$0	\$0	\$0
PACKLC	CARRY-OUT LONG DISTANCE	\$0.00	\$0.00	\$0.00		\$0	\$0	\$0	\$0	\$0	\$0	\$0
PACKR	CARRY-OUT RESIDENTIAL	\$5.44	\$5.55	\$5.55	37	\$457	\$472	\$493	\$448	\$456	\$477	\$475
PACKSNR	CARRY-OUT SENIOR SERVICE	\$0.00	\$0.00	\$0.00		\$0	\$0	\$0	\$0	\$0	\$0	\$0
RESTART FEE	RESTART FEE	\$11.27	\$11.51	\$11.51	17	\$5,859	\$4,765	\$5,640	\$5,007	\$4,639	\$4,121	\$5,099
REXTRA	EXTRA UNITS	\$4.85	\$5.60	\$5.71	24	\$32,642	\$20,314	\$20,171	\$21,248	\$20,276	\$32,807	\$34,300

		1	2	3	4	5	6	7	8	9	10	11
						1	2	3	4	5	6	7
		Revenue										
Service Code	Service Code Description	Tariff Rate 3/1/2022	Tariff Rate 2/1/2023	Tariff Rate 6/1/2024	Tariff Page/Item #	Jan-24	Feb-24	Mar-24	Apr-24	May-24	Jun-24	Jul-24
SUNKENR	SUNKEN CAN CHARGE - RESI	\$0.84	\$0.86	\$0.86	22	\$0	\$0	\$0	\$0	\$0	\$0	\$0
TRIPRCANS	RETURN TRIP CHARGE - CANS	\$9.03	\$9.22	\$9.22	19	\$378	\$590	\$544	\$673	\$692	\$479	\$590
TRIPRCARTS	RESI TRIP CHARGE - CARTS	\$12.97	\$16.54	\$16.54	19	\$83	\$132	\$232	\$215	\$314	\$314	\$132
35ROCPU	1-35 GAL CART ON CALL	\$14.00	\$14.29	\$14.40	24	\$0	\$0	\$29	\$0	\$0	\$0	\$0
65ROCPU	1-65 GAL CART ON CALL	\$20.94	\$21.37	\$21.53	24	\$21	\$0	\$22	\$22	\$0	\$0	\$0
BULKY-RES	BULKY ITEM	\$25.81	\$26.34	\$26.76	34	\$1,236	\$5,235	-\$2,729	\$890	\$1,739	\$1,151	\$1,673
DELCART	CART REDELIVERY	\$22.64	\$23.10	\$23.10	17	\$531	\$462	\$1,016	\$924	\$901	\$716	\$554
<b>TOTAL RESIDENTIAL GARBAGE</b>						<b>\$1,943,109</b>	<b>\$1,938,527</b>	<b>\$1,946,383</b>	<b>\$1,964,926</b>	<b>\$1,974,295</b>	<b>\$1,991,730</b>	<b>\$2,005,212</b>
<b>RESIDENTIAL RECYCLING</b>												
recyonly	RECYCLE SERVICE ONLY	\$11.11	\$14.18	\$14.18	23	\$2,606	\$2,581	\$2,588	\$2,570	\$2,531	\$2,535	\$2,411
RECYR	RECYCLE PROGRAM	\$7.41	\$9.45	\$9.45	23	\$630,334	\$629,647	\$630,867	\$633,872	\$637,071	\$638,966	\$642,013
RECYRNB	RECY PROGRAM-NO CART	\$7.41	\$9.45	\$9.45	23	\$4,859	\$4,855	\$4,868	\$4,829	\$4,748	\$4,753	\$4,723
DRVNR-RECYCLE	DRIVE IN RECYCLE	\$4.63	\$5.91	\$5.91	21	\$766	\$755	\$749	\$749	\$747	\$728	\$734
PACKR-RECYCLE	RECY ROLLOUT RESI <25'	\$5.44	\$5.55	\$5.55	37	\$279	\$295	\$291	\$286	\$296	\$299	\$311
TOTERDEL	RECYCLE TOTER REDELIVERY	\$0.00	\$0.00	\$0.00	37	\$0	\$0	\$0	\$0	\$0	\$0	\$0
RECYDEL	RECYCLE TOTER REDELIVERY	\$22.64	\$23.10	\$23.10	17	\$0	\$0	\$0	\$0	\$0	\$23	\$0
PACKR-RECYADL	RECYROLLOUT >25 PER 5	\$1.17	\$1.19	\$1.19	37	\$14	\$14	\$14	\$14	\$15	\$21	\$25
<b>TOTAL RESIDENTIAL RECYCLING</b>						<b>\$638,858</b>	<b>\$638,146</b>	<b>\$639,376</b>	<b>\$642,320</b>	<b>\$645,408</b>	<b>\$647,326</b>	<b>\$650,216</b>
<b>RESIDENTIAL YARD WASTE</b>												
YDW90	90 GAL YARDWASTE	\$6.23	\$7.18	\$7.18	23	\$295,672	\$294,641	\$295,396	\$297,255	\$300,150	\$301,793	\$304,084
YDW90SNR	SENIOR YARD WASTE	\$0.00	\$0.00	\$0.00	23	\$0	\$0	\$0	\$0	\$0	\$0	\$0
YDWDEL	YARDWASTE REDELIVERY	\$22.64	\$23.10	\$23.10	17	\$0	\$0	\$0	\$23	\$254	\$185	\$370
YDWEX	EXTRA YARD WASTE	\$2.01	\$2.32	\$2.32	24	\$97	\$179	\$512	\$766	\$868	\$988	\$1,065
DRVNR-YARDWASTE	DRIVE IN YARDWASTE	\$4.33	\$4.99	\$4.99	21	\$85	\$81	\$79	\$75	\$77	\$77	\$80
PACKR-YARDWASTE	YRDWSTE ROLLOUT RES <25'	\$5.44	\$5.55	\$5.55	37	\$33	\$40	\$43	\$44	\$56	\$50	\$50
TRIPYCARTS	YDW TRIP CHARGE - RESI	\$11.05	\$12.75	\$12.75	19	\$13	\$38	\$51	\$38	\$89	\$77	\$77
PACKR-YARDAD	YDWSTROLLOUT >25 PER 5	\$1.17	\$1.19	\$1.19	37							
<b>TOTAL RESIDENTIAL YARD WASTE</b>						<b>\$295,901</b>	<b>\$294,979</b>	<b>\$296,081</b>	<b>\$298,202</b>	<b>\$301,494</b>	<b>\$303,169</b>	<b>\$305,725</b>
<b>SUBTOTAL RESIDENTIAL</b>						<b>\$2,877,868</b>	<b>\$2,871,653</b>	<b>\$2,881,839</b>	<b>\$2,905,448</b>	<b>\$2,921,197</b>	<b>\$2,942,225</b>	<b>\$2,961,153</b>
<b>COMMERCIAL SERVICES</b>												
<b>COMMERCIAL GARBAGE</b>												
20CW1	1-20 GAL CART WKLY	\$17.12	\$17.47	\$17.76	42	\$88	\$88	\$89	\$71	\$71	\$71	\$89
32C2W2	2-32 GAL CANS 2X WEEKLY	\$0.00	\$0.00	\$0.00	41	\$0	\$0	\$0	\$0	\$0	\$0	\$0
32CE1	32 GAL CAN COMM EOW	\$0.00	\$0.00	\$0.00	41	\$0	\$0	\$0	\$0	\$0	\$0	\$0
32CW1	1-32 GAL CAN WEEKLY	\$0.00	\$0.00	\$0.00	40	\$0	\$0	\$0	\$0	\$0	\$0	\$0
32CW1	2-32 GAL CANS WKLY	\$0.00	\$0.00	\$0.00	40	\$0	\$0	\$0	\$0	\$0	\$0	\$0
32CW2	2-32 GAL CANS WKLY	\$0.00	\$0.00	\$0.00	40	\$0	\$0	\$0	\$0	\$0	\$0	\$0
32CW3	3-32 GAL CANS WKLY	\$0.00	\$0.00	\$0.00	40	\$0	\$0	\$0	\$0	\$0	\$0	\$0
32CW4	4-32 GAL CANS WKLY	\$0.00	\$0.00	\$0.00	40	\$0	\$0	\$0	\$0	\$0	\$0	\$0
35CW1	1-35 GAL CART WKLY	\$21.51	\$21.95	\$22.44	42	\$1,350	\$1,334	\$1,313	\$1,374	\$1,369	\$1,369	\$1,369
65CW1	1-65 GAL CART WKLY	\$32.13	\$32.79	\$33.47	42	\$2,505	\$2,497	\$2,544	\$2,510	\$2,569	\$2,602	\$2,584
95CW1	1-95 GAL CART WKLY	\$44.99	\$45.92	\$46.91	42	\$4,497	\$4,462	\$4,539	\$4,562	\$4,813	\$5,324	\$5,594
F1YD1W	1YD CONT 1X WEEKLY	\$103.40	\$105.52	\$108.08	41	\$749	\$749	\$757	\$676	\$584	\$540	\$540
R1YD1W	1YD CONT 1xWEEKLY	\$103.40	\$105.52	\$108.08	41	\$34,331	\$35,048	\$34,682	\$34,396	\$33,797	\$33,613	\$33,283
F1YD2W	1YD CONT 2X WEEKLY	\$206.80	\$211.04	\$216.15	41	\$0	\$0	\$0	\$0	\$0	\$0	\$0
R1YD2W	1YD CONT 2xWEEKLY	\$206.80	\$211.04	\$216.15	41	\$1,070	\$1,070	\$1,081	\$1,081	\$1,081	\$1,081	\$1,297
R1YD3W	1YD CONT 3xWEEKLY	\$310.20	\$316.57	\$324.23	41	\$1,925	\$1,925	\$2,080	\$2,270	\$2,270	\$2,270	\$1,945
R1YDEOW	1YD CONT EOW	\$0.00	\$0.00	\$0.00	41	\$0	\$0	\$0	\$0	\$0	\$0	\$0
R1YDTPU	1YD TEMP CONT	\$112.84	\$115.18	\$117.73	41	\$87	\$0	\$44	\$15	\$88	\$118	\$118
R1.5YD1W	1.5YD CONT 1xWEEKLY	\$143.02	\$146.01	\$149.64	41	\$12,884	\$12,817	\$12,495	\$12,532	\$12,832	\$12,800	\$12,420



		1	2	3	4	5	6	7	8	9	10	11	
						1	2	3	4	5	6	7	
						Revenue							
Service Code	Service Code Description	Tariff Rate 3/1/2022	Tariff Rate 2/1/2023	Tariff Rate 6/1/2024	Tariff Page/Item #	Jan-24	Feb-24	Mar-24	Apr-24	May-24	Jun-24	Jul-24	
F1.5YD1W	1.5YD CONT 1X WEEKLY	\$143.02	\$146.01	\$149.64	41	\$444	\$444	\$299	\$299	\$299	\$299	\$299	
R1.5YD2W	1.5YD CONT 2xWEEKLY	\$286.04	\$292.02	\$299.29	41	\$851	\$592	\$599	\$599	\$599	\$673	\$1,197	
R1.5YD3W	1.5YD CONT 3xWEEKLY	\$429.06	\$438.02	\$448.93	41	\$0	\$0	\$0	\$0	\$0	\$0	\$0	
R1.5YDEOW	1.5YD CONT EOW	\$0.00	\$0.00	\$0.00		\$0	\$0	\$0	\$0	\$0	\$0	\$0	
R1.5YDTPU	1.5YD TEMP CONTAINER	\$152.59	\$155.71	\$159.34	41	\$0	\$0	\$40	\$120	\$80	\$0	\$0	
F2YD1W	2YD CONT 1X WEEKLY	\$178.48	\$182.16	\$186.84	41	\$4,436	\$4,344	\$4,624	\$4,204	\$4,157	\$4,437	\$4,391	
R2YD1W	2YD CONT 1xWEEKLY	\$178.48	\$182.16	\$186.84	41	\$82,517	\$81,972	\$83,421	\$84,050	\$87,385	\$90,477	\$90,527	
F2YD2W	2YD CONT 2X WEEKLY	\$356.97	\$364.33	\$373.68	41	\$786	\$1,109	\$1,121	\$1,495	\$1,495	\$1,495	\$1,868	
R2YD2W	2YD CONT 2xWEEKLY	\$356.97	\$364.33	\$373.68	41	\$40,944	\$39,958	\$40,647	\$40,882	\$40,825	\$40,357	\$39,875	
F2YD3W	2YD CONT 3X WEEKLY	\$535.45	\$546.49	\$560.52	41	\$1,109	\$1,109	\$1,121	\$1,121	\$1,121	\$1,121	\$1,121	
R2YD3W	2YD CONT 3xWEEKLY	\$535.45	\$546.49	\$560.52	41	\$14,510	\$15,989	\$16,816	\$17,161	\$16,816	\$16,816	\$17,077	
R2YD4W	2YD CONT 4xWEEKLY	\$713.93	\$728.65	\$747.36	41	\$2,218	\$913	-\$233	\$0	\$0	\$0	\$0	
R2YD5W	2YD CONT 5xWEEKLY	\$892.41	\$910.82	\$934.20	41	\$2,773	\$2,773	\$2,803	\$2,906	\$3,363	\$2,803	\$2,803	
R2YDEOW	2YD CONT EOW	\$0.00	\$0.00	\$0.00		\$0	\$0	\$0	\$0	\$0	\$0	\$0	
R2YDTPU	2YD TEMP CONTAINER	\$187.97	\$45.39	\$196.54	41	\$2,286	\$1,800	\$1,569	\$1,818	\$2,987	\$2,044	\$3,069	
F4YD1W	4YD CONT 1X WEEKLY	\$335.36	\$342.29	\$351.16	41	\$62,523	\$62,106	\$62,384	\$62,858	\$61,629	\$61,102	\$60,926	
F4YD2W	4YD CONT 2X WEEKLY	\$670.72	\$684.57	\$702.33	41	\$20,841	\$20,544	\$21,453	\$21,597	\$21,285	\$21,070	\$21,070	
F4YD3W	4YD CONT 3X WEEKLY	\$1,006.08	\$1,026.86	\$1,053.49	41	\$5,210	\$4,168	\$4,214	\$4,214	\$4,214	\$3,160	\$4,214	
F4YD4W	4YD CONT 4X WEEKLY SVC	\$1,341.43	\$1,369.15	\$1,404.65	41	\$1,389	\$1,389	\$1,405	\$1,405	\$1,405	\$1,405	\$1,405	
F6YD1W	6YD CONT 1X WEEKLY	\$463.44	\$473.01	\$485.18	41	\$75,711	\$76,047	\$76,167	\$76,901	\$77,168	\$76,780	\$76,853	
F6YD2W	6YD CONT 2X WEEKLY	\$926.88	\$946.02	\$970.35	41	\$114,465	\$114,891	\$113,531	\$113,181	\$118,652	\$121,354	\$120,229	
F6YD3W	6YD CONT 3X WEEKLY	\$1,390.32	\$1,419.03	\$1,455.53	41	\$33,013	\$33,476	\$34,205	\$34,933	\$35,269	\$36,388	\$35,245	
F6YD4W	6YD CONT 4X WEEKLY	\$1,853.76	\$1,892.04	\$1,940.71	41	\$3,840	\$3,840	\$3,881	\$3,881	\$3,881	\$3,881	\$5,414	
F6YD5W	6YD CONT 5X WEEKLY	\$2,317.20	\$2,365.05	\$2,425.88	41	\$14,398	\$14,398	\$14,555	\$14,555	\$14,555	\$12,129	\$12,129	
F6YDEX	6YD CONT EXTRA PICKUP	\$109.22	\$111.47	\$114.28	41	\$1,018	\$791	\$912	\$1,143	\$343	\$457	\$686	
F8YD2W	8 YD CONT 2X WKLY	\$0.00	\$0.00	\$0.00		\$0	\$0	\$0	\$0	\$0	\$0	\$0	
FCP2YD1W2.25-1	2 YD 2.25-1 COMP 1X WK	\$381.04	\$388.92	\$399.49	44	\$395	\$395	\$399	\$399	\$399	\$399	\$399	
FCP2YD1W4-1	2 YD 4-1 COMP 1X WK	\$0.00	\$0.00	\$0.00		\$0	\$0	\$0	\$0	\$0	\$0	\$0	
FCP2YD2W	2 YD COMPACTOR 2X WKLY	\$0.00	\$0.00	\$0.00		\$0	\$0	\$0	\$0	\$0	\$0	\$0	
FCP4YD1W2.25-1	4 YD 2.25-1 COMP 1X WK	\$692.32	\$706.57	\$726.57	44	\$0	\$0	\$0	\$0	\$0	\$0	\$0	
FCP4YD1W4-1	4YD 4-1 COMP 1X WK	\$1,110.30	\$1,133.20	\$1,168.75	46	\$1,153	\$1,153	\$1,169	\$1,169	\$1,169	\$1,169	\$1,169	
FCP4YD1W5-1	4 YD 5-1 COMP 1X WK	\$1,256.44	\$1,282.33	\$1,326.76	47	\$1,308	\$1,308	\$1,327	\$1,327	\$1,327	\$1,327	\$1,327	
FCP4YDEOW5-1	4 YD 5-1 COMP EOW	\$629.66	\$642.65	\$664.91	47	\$655	\$655	\$665	\$665	\$665	\$665	\$665	
FCP4YDOC5-1	4 YD 5-1 COMP ON CALL	\$296.74	\$302.86	\$313.12	47	\$309	\$0	\$622	\$313	\$626	\$626	\$313	
FCP6YD2W	6YD COMPACTOR 2X WKLY	\$0.00	\$0.00	\$0.00		\$0	\$0	\$0	\$0	\$0	\$0	\$0	
FCP6YD2W3-1	6 YD 3-1 COMP 2X WK	\$2,449.31	\$2,499.71	\$2,572.80	45	\$2,541	\$2,541	\$2,573	\$2,573	\$2,573	\$2,573	\$2,573	
FCP6YD2W4-1	6 YD 4-1 COMP 2X WK	\$3,158.82	\$3,223.94	\$3,321.37	46	\$3,279	\$3,279	\$3,321	\$3,321	\$3,321	\$3,321	\$3,321	
IMPCNC	1 IMPROPER CAN - CMML	\$0.00	\$0.00	\$0.00		\$0	\$0	\$0	\$0	\$0	\$0	\$0	
PACKC	CARRY-OUT COMMERCIAL	\$5.44	\$5.55	\$5.55	37	\$39	\$39	\$39	\$33	\$33	\$33	\$33	
R1YDEX	1YD CONTAINER EXTRA	\$26.06	\$26.60	\$27.19	41	\$81	\$27	\$0	\$54	\$190	\$54	\$109	
F1YDEX	1YD CONT EXTRA	\$26.06	\$26.60	\$27.19	41	\$0	\$0	\$0	\$0	\$0	\$0	\$0	
R1.5YDEX	1.5YD CONTAINER EXTRA	\$35.24	\$35.96	\$36.80	41	\$36	\$0	\$0	\$0	\$0	\$37	\$0	
R2YDEX	2YD CONTAINER EXTRA	\$43.41	\$44.31	\$45.39	41	\$135	\$90	\$181	\$45	\$45	\$91	\$363	
F2YDEX	2YD CONT EXTRA	\$43.41	\$44.31	\$45.39	41	\$0	\$0	\$0	\$0	\$45	\$0	\$0	
F4YDEX	4YD CONT EXTRA PICKUP	\$79.64	\$81.28	\$83.33	41	\$82	\$330	\$166	\$250	\$250	\$83	\$83	
ADJCOM	SERVICE ADJ-COMMERCIAL	\$0.00	\$0.00	\$0.00		-\$246	\$246	\$0	\$0	\$0	\$0	\$0	
CCONNECT	CMML CONNECT/RECONNECT	\$0.00	\$0.00	\$0.00		\$0	\$0	\$0	\$0	\$0	\$0	\$0	
CDEL	CONTAINER DELIVERY CHARGE	\$42.83	\$43.71	\$43.71	41	\$0	\$175	\$44	\$437	\$481	\$0	\$306	
CEX	EXTRA CANS	\$4.79	\$4.89	\$4.99	42	\$540	-\$322	\$135	\$65	\$55	\$160	\$299	
CXYD	CMML EXTRA YARDAGE	\$25.81	\$26.34	\$26.76	34	\$14,074	\$13,370	\$12,040	\$13,300	\$10,303	\$11,427	\$17,514	
CLOCK	LOCK CHARGE-CONTAINER	\$4.76	\$4.85	\$4.85	30	\$2,694	\$2,698	\$2,720	\$2,750	\$2,594	\$2,743	\$2,732	
CROLL	ROLLOUT CHARGE - CMML	\$17.06	\$4.02	\$17.41	37	\$3,047	\$3,086	\$3,117	\$3,086	\$3,086	\$3,047	\$3,058	
CTDEL	TEMP CONTAINER DELIVERY	\$42.83	\$43.71	\$43.71	30	\$787	\$393	\$787	\$830	\$743	\$830	\$743	
CTRIP	RETURN TRIP CHARGE - CONT	\$16.88	\$17.23	\$17.23	19	\$155	\$276	\$190	\$103	\$258	\$172	\$190	
CUNLOCK	COMM UNLOCK GATE OR CONT	\$4.76	\$4.85	\$4.85	30	\$0	\$0	\$0	\$0	\$0	\$0	\$0	
DRIVEDWAY-COMM	DRIVE IN DRIVEWAY - COMM	\$0.00	\$0.00	\$0.00		\$0	\$0	\$0	\$0	\$0	\$0	\$0	
DRIVEPVT-COMM	DRIVE IN PRIVATE RD - COMM	\$0.00	\$0.00	\$0.00		\$0	\$0	\$0	\$0	\$0	\$0	\$0	
DRVNC	DRIVE IN - CMML	\$5.07	\$5.15	\$5.15	21	\$72	\$72	\$72	\$67	\$67	\$67	\$67	
TIMEC	CMML TIME CHARGE	\$101.86	\$103.97	\$103.97	35	-\$211	\$312	\$26	\$312	\$1,645	\$572	\$390	
BULKY-COM	BULKY ITEM	\$25.81	\$26.34	\$26.76	34	\$0	\$0	\$0	\$0	\$0	\$0	\$0	
CGATE	GATE OPEN/CLOSE	\$0.00	\$0.00	\$0.00		\$0	\$0	\$0	\$0	\$0	\$0	\$0	



Revenue												
Service Code	Service Code Description	Tariff Rate	Tariff Rate	Tariff Rate	Tariff	Jan-24	Feb-24	Mar-24	Apr-24	May-24	Jun-24	Jul-24
		3/1/2022	2/1/2023	6/1/2024	Page/Item #							
MCCWR65	MF 1-65 GL CART COUNT	\$7.19	\$7.34	\$7.50	29	\$0	\$0	\$0	\$0	\$0	\$0	\$0
MCCWR95	MF 1-95 GL CART COUNT	\$10.05	\$10.25	\$10.48	29	\$0	\$0	\$0	\$0	\$0	\$0	\$0
MCCWR1	MF CAN COUNT W/RECYCLING	\$0.00	\$0.00	\$0.00		\$0	\$0	\$0	\$0	\$0	\$0	\$0
MCCWRA	MF CAN COUNT W/ RECY ADDT	\$0.00	\$0.00	\$0.00		\$0	\$0	\$0	\$0	\$0	\$0	\$0
MSRTOT	MF TOTER SERVICE	\$7.50	\$6.03	\$0.00		\$0	\$0	\$0	\$0	\$0	\$0	\$0
M1YD1W	MF 1YD CONT 1X WKLY	\$123.19	\$130.76	\$133.32	30	\$41,226	\$41,243	\$42,077	\$43,162	\$42,982	\$43,162	\$43,049
M1YD2W	MF 1YD CONT 2X WKLY	\$246.38	\$261.52	\$266.64	30	\$0	\$0	\$0	\$0	\$0	\$0	\$0
M1YDTPU	MF 1YD TEMP CONT	\$132.63	\$140.42	\$142.98	30	\$0	\$0	\$0	\$0	\$0	\$0	\$0
M1.5YD1W	MF 1.5YD CONT 1X WKLY	\$172.81	\$183.94	\$187.58	30	\$13,347	\$12,835	\$12,755	\$12,755	\$12,755	\$12,943	\$12,896
M1.5YD2W	MF 1.5YD CONT 2X WKLY	\$345.62	\$367.88	\$375.15	30	\$1,116	\$1,116	\$1,125	\$1,125	\$1,125	\$1,125	\$1,125
M1.5YD3W	MF 1.5YD CONT 3X WKLY	\$259.22	\$551.82	\$562.73	30	\$0	\$0	\$0	\$0	\$0	\$0	\$0
M2YD1W	MF 2YD CONT 1X WKLY	\$218.15	\$232.69	\$237.37	30	\$40,603	\$41,427	\$41,485	\$42,371	\$42,394	\$42,697	\$42,460
M2YD2W	MF 2YD CONT 2X WKLY	\$436.29	\$465.37	\$474.74	30	\$9,415	\$11,298	\$11,631	\$11,869	\$11,869	\$10,326	\$4,289
M2YD3W	MF 2YD CONT 3X WKLY	\$654.44	\$698.06	\$712.11	30	\$9,886	\$9,886	\$9,970	\$9,970	\$9,970	\$9,970	\$9,970
M2YDTPU	MF 2YD TEMP CONT	\$227.63	\$242.39	\$247.07	30	\$429	\$294	\$370	\$247	\$124	\$124	\$371
M4YD1W	MF 4YD CONT 1X WKLY	\$414.68	\$443.38	\$452.27	30	\$7,175	\$7,175	\$7,236	\$7,236	\$7,236	\$6,671	\$7,576
M4YD2W	MF 4YD CONT 2X WKLY	\$829.37	\$886.76	\$904.54	30	\$4,485	\$4,485	\$4,523	\$4,523	\$4,523	\$2,487	\$1,809
M6YD1W	MF 6YD CONT 1X WKLY	\$582.30	\$624.54	\$636.73	30	\$20,839	\$20,839	\$21,012	\$21,012	\$21,012	\$21,012	\$21,171
M6YD2W	MF 6YD CONT 2X WKLY	\$1,164.60	\$1,249.08	\$1,273.45	30	\$32,837	\$32,837	\$33,110	\$30,563	\$30,563	\$31,836	\$31,836
M6YD3W	MF 6YD CONT 3X WKLY	\$1,746.90	\$1,873.61	\$1,910.18	30	\$13,261	\$12,788	\$11,461	\$11,461	\$11,461	\$11,461	\$11,461
M6YD4W	MF 6YD CONT 4X WKLY	\$2,329.19	\$2,498.15	\$2,546.91	30	\$0	\$446	\$2,547	\$2,547	\$2,547	\$2,547	\$2,547
M1YDEX	MF 1YD CONT EXTRA	\$30.63	\$32.43	\$33.02	30	\$0	\$0	\$33	\$0	\$0	\$0	\$33
M1.5YDEX	MF 1.5YD CONT EXTRA	\$42.11	\$44.72	\$45.56	30	\$0	\$0	\$0	\$0	\$0	\$0	\$0
M2YDEX	MF 2YD CONT EXTRA	\$52.57	\$55.98	\$57.06	30	\$0	\$0	\$0	\$0	\$0	\$0	\$0
M4YDEX	MF 4YD CONT EXTRA	\$97.95	\$104.62	\$106.67	30	\$0	\$0	\$0	\$0	\$0	\$0	\$107
M6YDEX	MF 6YD CONT EXTRA	\$136.68	\$146.48	\$149.29	30	\$0	\$0	\$0	\$0	\$0	\$0	\$0
MIMPCN	MF 1 IMPROPER CAN W/ RECY	\$0.00	\$0.00	\$0.00		\$0	\$0	\$0	\$0	\$0	\$0	\$0
MCONNECT	MF CONNECT/RECONNECT	\$0.00	\$0.00	\$0.00		\$0	\$0	\$0	\$0	\$0	\$0	\$0
MRENT90	MF 90GAL TOTER RENT	\$4.44	\$4.53	\$4.53	32	\$195	\$195	\$195	\$195	\$195	\$195	\$195
MROLL	ROLLOUT CHARGE - MF	\$17.06	\$17.41	\$17.41	37	\$1,192	\$1,153	\$1,170	\$1,174	\$1,174	\$1,174	\$1,174
PACKM	CARRY-OUT MULTI FAMILY	\$5.44	\$5.55	\$5.55	37	\$39	\$39	\$39	\$39	\$47	\$56	\$67
ADJMF	SERVICE ADJ MULTI FAMILY	\$0.00	\$0.00	\$0.00		\$0	\$0	\$0	\$0	\$0	\$0	\$0
DRVNM	DRIVE IN - MULTIFAMILY	\$5.07	\$5.15	\$5.15	21	\$113	\$113	\$113	\$113	\$113	\$113	\$113
EXTRA-MF	EXTRA CANS - MF	\$4.82	\$4.92	\$5.02	28	\$1,693	\$1,011	\$1,024	\$1,135	\$1,365	\$1,436	\$1,652
20MW1	MF 1-20 GAL CART	\$18.08	\$18.46	\$18.75	27	\$242	\$242	\$244	\$244	\$263	\$267	\$281
M1.5YDTPU	MF 1.5YD TEMP CONT	\$182.34	\$193.64	\$197.27	30	\$0	\$0	\$0	\$0	\$0	\$0	\$0
M2YD4W	MF 2YD CONT 4X WKLY	\$872.58	\$930.75	\$949.48	30	\$1,883	\$1,883	\$1,899	\$1,899	\$1,899	\$1,899	\$1,899
<b>TOTAL MULTI-FAMILY GARBAGE</b>						<b>\$273,581</b>	<b>\$275,382</b>	<b>\$278,641</b>	<b>\$278,894</b>	<b>\$278,930</b>	<b>\$275,247</b>	<b>\$269,998</b>
<b>MULTI-FAMILY RECYCLING</b>						<b>Non Regulated</b>						
M2YDRECY	MF 2YD RECYCLING	\$12.22	\$12.47	\$0.00		\$0	\$0	\$0	\$0	\$0	\$0	\$0
M2YDRECY1XWK	MF 2YD RECYCLING 1X WK	\$0.00	\$0.00	\$54.00		\$432	\$432	\$432	\$473	\$594	\$594	\$594
M2YDRECY2XWK	MF 2YD RECYCLING 2X WK	\$0.00	\$0.00	\$107.99		\$2,808	\$2,808	\$2,808	\$2,808	\$2,808	\$2,808	\$2,808
M2YDRECY3XWK	MF 2YD RECYCLING 3X WK	\$0.00	\$0.00	\$161.99		\$0	\$0	\$0	\$0	\$0	\$0	\$0
M6YDRECY	MF 6YD RECYCLING	\$38.13	\$38.91	\$0.00		\$0	\$0	\$0	\$0	\$0	\$0	\$0
M6YDRECY1XWK	MF 6YD RECYCLING 1X WK	\$0.00	\$0.00	\$168.48		\$1,685	\$1,685	\$1,853	\$1,719	\$1,685	\$1,685	\$1,685
M6YDRECY2XWK	MF 6YD RECYCLING 2X WK	\$0.00	\$0.00	\$336.96		\$6,402	\$6,402	\$6,402	\$6,402	\$6,402	\$6,402	\$6,402
M6YDRECY3XWK	MF 6YD RECYCLING 3X WK	\$0.00	\$0.00	\$505.44		\$3,538	\$3,538	\$3,538	\$3,538	\$3,538	\$3,538	\$3,538
M6YDRECY4XWK	MF 6YD RECYCLING 4X WK	\$0.00	\$0.00	\$673.92		\$674	\$674	\$674	\$674	\$674	\$674	\$674
MSRTOT1XWK	MF CART COMMINGLE SVC 1X WK	\$0.00	\$0.00	\$26.11		\$1,123	\$1,123	\$1,123	\$1,123	\$1,123	\$1,123	\$1,123
MCCRECYR	MF CAN COUNT RECYCLE PROG	\$7.50	\$7.50	\$7.50		\$0	\$0	\$0	\$0	\$0	\$0	\$0
MRECYONLY	MF RECYCLE ONLY	\$11.11	\$14.18	\$14.18		\$57	\$57	\$57	\$57	\$43	\$57	\$57
MRECYR	RECYCLE PROGRAM W/ BINS	\$7.41	\$9.45	\$9.45		\$21,246	\$21,298	\$21,277	\$21,437	\$21,470	\$20,880	\$20,941
MRECYIN	MF RECYCLING INCENTIVE	\$0.75	\$0.75	\$0.75		\$1,125	\$1,125	\$1,125	\$1,125	\$1,533	\$1,533	\$1,533
CXYDRECY-STATION	MF CMML EXTRA RECY YARDAGE	\$0.00	\$0.00	\$27.00		\$2,700	\$1,593	\$1,917	\$1,998	\$2,876	\$2,012	\$5,360
MRECYSTATION	MF VALUE OF RECYCLABLES	\$0.00	\$0.00	\$5.67		\$1,379	\$1,379	\$3,320	\$3,308	\$3,304	\$3,303	\$3,303
MRENT2YDRECY	MF 2YD RECYCLE RENT	\$11.63	\$11.87	\$11.67		\$404	\$404	\$397	\$410	\$432	\$432	\$432
MRENT6YDRECY	MF 6YD RECYCLE RENT	\$17.18	\$17.53	\$17.53		\$648	\$648	\$666	\$653	\$648	\$648	\$648

		1	2	3	4	5	6	7	8	9	10	11		
								1	2	3	4	5	6	7
		Revenue												
Service Code	Service Code Description	Tariff Rate 3/1/2022	Tariff Rate 2/1/2023	Tariff Rate 6/1/2024	Tariff Page/Item #	Jan-24	Feb-24	Mar-24	Apr-24	May-24	Jun-24	Jul-24		
<b>TOTAL MULTI-FAMILY RECYCLING</b>						\$44,220	\$43,165	\$45,588	\$45,723	\$47,129	\$45,687	\$49,096		
<b>MULTI-FAMILY YARD WASTE</b>														
MYDW90	MF YARDWASTE	\$3.12	\$7.18	\$7.18	23	\$7,218	\$7,234	\$7,245	\$7,510	\$7,526	\$7,582	\$7,629		
<b>TOTAL MULTI-FAMILY YARD WASTE</b>						\$7,218	\$7,234	\$7,245	\$7,510	\$7,526	\$7,582	\$7,629		
<b>SUBTOTAL COMMERCIAL</b>						<b>\$893,613</b>	<b>\$891,468</b>	<b>\$899,070</b>	<b>\$904,628</b>	<b>\$913,028</b>	<b>\$908,437</b>	<b>\$914,479</b>		
<b>DROP BOX SERVICES</b>														
<b>DROP BOX HAULS/RENTAL</b>														
ROHAUL20	20YD ROLL OFF-HAUL	\$95.13	\$97.10	\$97.10	52	\$20,003	\$16,993	\$17,964	\$18,255	\$19,711	\$18,352	\$20,197		
ROHAUL20A	ADDTL 20YD ROLL OFF HAUL	\$0.00	\$0.00	\$0.00		\$0	\$0	\$0	\$0	\$0	\$0	\$0		
ROHAUL20CO	20YD CUST OWNED R/O HAUL	\$95.13	\$97.10	\$97.10	52	\$97	\$0	\$97	\$97	\$0	\$0	\$97		
ROHAUL20T	20YD ROLL OFF TEMP HAUL	\$113.53	\$115.87	\$115.87	52	\$1,622	\$1,622	\$1,738	\$2,433	\$3,244	\$4,403	\$4,287		
ROHAUL25	25YD ROLL OFF - HAUL	\$104.29	\$106.44	\$106.44	52	\$12,453	\$14,050	\$14,902	\$15,753	\$15,221	\$12,560	\$13,518		
ROHAUL25A	ADDTL 25YD ROLL OFF HAUL	\$0.00	\$0.00	\$0.00		\$0	\$0	\$0	\$0	\$0	\$0	\$0		
ROHAUL25T	25YD ROLL OFF TEMP HAUL	\$121.21	\$123.72	\$123.72	52	\$960	\$2,227	\$2,474	\$1,361	\$1,732	\$3,340	\$2,474		
ROHAUL30	30YD ROLL OFF-HAUL	\$112.11	\$114.43	\$114.43	52	\$53,210	\$50,349	\$53,210	\$52,409	\$56,643	\$53,096	\$52,638		
ROHAUL30A	ADDTL 30YD ROLL OFF HAUL	\$0.00	\$0.00	\$0.00		\$0	\$0	\$0	\$0	\$0	\$0	\$0		
ROHAUL30T	30YD ROLL OFF TEMP HAUL	\$127.72	\$130.36	\$130.36	52	\$6,648	\$6,388	\$7,170	\$6,909	\$8,343	\$5,997	\$5,605		
ROHAUL40	40YD ROLL OFF-HAUL	\$135.54	\$138.34	\$138.34	52	\$3,735	\$3,043	\$3,320	\$3,043	\$3,320	\$2,490	\$2,767		
ROHAUL40A	ADDTL 40YD ROLL OFF HAUL	\$0.00	\$0.00	\$0.00		\$0	\$0	\$0	\$0	\$0	\$0	\$0		
ROHAUL40T	40YD ROLL OFF TEMP	\$147.28	\$150.32	\$150.32	52	\$0	\$1,203	\$1,052	\$301	\$0	\$0	\$0		
CPHAUL10	10YD COMPACTOR-HAUL	\$136.87	\$139.69	\$139.69	55	\$1,537	\$1,257	\$1,397	\$1,397	\$1,397	\$1,257	\$1,537		
CPHAUL15	15YD COMPACTOR-HAUL	\$141.42	\$144.34	\$144.34	55	\$289	\$433	\$289	\$144	\$289	\$144	\$289		
CPHAUL20	20YD COMPACTOR-HAUL	\$141.42	\$144.34	\$144.34	55	\$7,650	\$7,794	\$8,227	\$7,794	\$7,073	\$7,506	\$8,083		
CPHAUL25	25YD COMPACTOR-HAUL	\$146.68	\$149.71	\$149.71	55	\$10,031	\$9,432	\$9,581	\$10,180	\$10,480	\$8,983	\$10,031		
CPHAUL30	30YD COMPACTOR-HAUL	\$155.77	\$158.98	\$158.98	55	\$23,370	\$22,098	\$23,211	\$22,416	\$21,462	\$19,714	\$21,939		
CPHAUL35	35YD COMPACTOR-HAUL	\$161.03	\$164.35	\$164.35	55	\$2,301	\$1,972	\$1,808	\$1,808	\$2,137	\$1,808	\$1,972		
CPHAUL40	40YD COMPACTOR - HAUL	\$167.48	\$170.94	\$170.94	55	\$19,316	\$16,410	\$17,607	\$17,949	\$17,436	\$15,043	\$16,068		
RORENT20D	20YD ROLL OFF-DAILY RENT	\$0.00	\$0.00	\$0.00		\$0	\$0	\$0	\$0	\$0	\$0	\$0		
RORENT20P	20YD ROLL OFF-PERM RENT	\$90.66	\$92.53	\$92.53	52	\$7,799	\$7,213	\$7,399	\$7,538	\$7,680	\$7,652	\$7,813		
RORENT20T	20YD ROLL OFF-TEMP RENT	\$154.07	\$157.25	\$157.25	52	\$995	\$1,424	\$1,481	\$2,469	\$3,234	\$4,503	\$4,518		
RORENT25D	25YD ROLL OFF -DAILY RENT	\$0.00	\$0.00	\$0.00		\$0	\$0	\$0	\$0	\$0	\$0	\$0		
RORENT25P	25YD ROLL OFF-PERM RENT	\$101.58	\$103.68	\$103.68	52	\$4,393	\$4,720	\$4,503	\$4,458	\$4,458	\$4,458	\$4,554		
RORENT25T	25YD ROLL OFF-TEMP RENT	\$160.57	\$163.88	\$163.88	52	\$612	\$846	\$1,557	\$1,213	\$1,284	\$2,382	\$1,551		
RORENT30D	30YD ROLL OFF-DAILY RENT	\$0.00	\$0.00	\$0.00		\$0	\$0	\$0	\$0	\$0	\$0	\$0		
RORENT30P	30YD ROLL OFF-PERM RENT	\$111.42	\$113.72	\$113.72	52	\$15,857	\$15,976	\$16,171	\$15,853	\$16,229	\$16,330	\$16,599		
RORENT30T	30YD ROLL OFF-TEMP RENT	\$167.72	\$171.18	\$171.18	52	\$3,956	\$3,382	\$3,269	\$5,523	\$6,077	\$5,809	\$4,821		
RORENT40P	40YD ROLL OFF-PERM RENT	\$113.60	\$115.94	\$115.94	52	\$928	\$928	\$928	\$928	\$928	\$928	\$928		
RORENT40T	40YD ROLL OFF-TEMP RENT	\$203.15	\$207.34	\$207.34	52	\$415	\$472	\$41	\$173	\$0	\$0	\$0		
RECYHAUL10	RECYCLE 10 YD HAUL	\$0.00	\$0.00	\$0.00		\$0	\$0	\$0	\$0	\$0	\$0	\$0		
RECYHAUL12	RECYCLE 12 YD HAUL	\$0.00	\$0.00	\$0.00		\$0	\$0	\$0	\$0	\$0	\$0	\$0		
RECYHAUL15	RECYCLE 15 YD HAUL	\$0.00	\$0.00	\$0.00		\$0	\$0	\$0	\$0	\$0	\$0	\$0		
RECYHAUL20	RECYCLE 20YD HAUL	\$0.00	\$0.00	\$0.00		\$0	\$0	\$0	\$0	\$0	\$0	\$0		
RECYHAUL25	RECYCLE 25YD HAUL	\$0.00	\$0.00	\$0.00		\$0	\$0	\$0	\$0	\$0	\$0	\$0		
RECYHAUL30	RECYCLE 30YD HAUL	\$0.00	\$0.00	\$0.00		\$0	\$0	\$0	\$0	\$0	\$0	\$0		
RECYHAUL40	RECYCLE 40YD HAUL	\$0.00	\$0.00	\$0.00		\$0	\$0	\$0	\$0	\$0	\$0	\$0		
RECYHAUL50	RECYCLE 50YD HAUL	\$0.00	\$0.00	\$0.00		\$0	\$0	\$0	\$0	\$0	\$0	\$0		
RECYHAULCOMP	RECYCLE COMPACTOR HAUL	\$0.00	\$0.00	\$0.00		\$0	\$0	\$0	\$0	\$0	\$0	\$0		
RECYRENT12	RECYCLE 12 YD BOX RENT	\$0.00	\$0.00	\$0.00		\$0	\$0	\$0	\$0	\$0	\$0	\$0		
RECYRENT15	RECYCLE 15 YD BOX RENT	\$0.00	\$0.00	\$0.00		\$0	\$0	\$0	\$0	\$0	\$0	\$0		
RECYRENT20	RECYCLE 20YD BOX RENT	\$0.00	\$0.00	\$0.00		\$0	\$0	\$0	\$0	\$0	\$0	\$0		
RECYRENT25	RECYCLE 25YD BOX RENT	\$0.00	\$0.00	\$0.00		\$0	\$0	\$0	\$0	\$0	\$0	\$0		
RECYRENT30	RECYCLE 30YD BOX RENT	\$0.00	\$0.00	\$0.00		\$0	\$0	\$0	\$0	\$0	\$0	\$0		
RECYRENT40	RECYCLE 40YD BOX RENT	\$0.00	\$0.00	\$0.00		\$0	\$0	\$0	\$0	\$0	\$0	\$0		
RECYRENT50	RECYCLE 50YD BOX RENT	\$0.00	\$0.00	\$0.00		\$0	\$0	\$0	\$0	\$0	\$0	\$0		
RECVNPROC100	RECY 100YD HAUL & PROC	\$0.00	\$0.00	\$0.00		\$0	\$0	\$0	\$0	\$0	\$0	\$0		

		1	2	3	4	5	6	7	8	9	10	11		
								1	2	3	4	5	6	7
		Revenue												
Service Code	Service Code Description	Tariff Rate 3/1/2022	Tariff Rate 2/1/2023	Tariff Rate 6/1/2024	Tariff Page/Item #	Jan-24	Feb-24	Mar-24	Apr-24	May-24	Jun-24	Jul-24		
RECYWPROC20	RECY 20YD HAUL & PROC	\$0.00	\$0.00	\$0.00		\$0	\$0	\$0	\$0	\$0	\$0	\$0		
RECYWPROC25	RECY 25YD HAUL & PROC	\$0.00	\$0.00	\$0.00		\$0	\$0	\$0	\$0	\$0	\$0	\$0		
RECYWPROC30	RECY 30YD HAUL & PROC	\$0.00	\$0.00	\$0.00		\$0	\$0	\$0	\$0	\$0	\$0	\$0		
RECYWPROC40	RECY 40YD HAUL & PROC	\$0.00	\$0.00	\$0.00		\$0	\$0	\$0	\$0	\$0	\$0	\$0		
RECYWPROC50	RECY 50YD HAUL & PROC	\$0.00	\$0.00	\$0.00		\$0	\$0	\$0	\$0	\$0	\$0	\$0		
RECYWPROCD	RECY SIDE DUMP HAUL&PROC	\$0.00	\$0.00	\$0.00		\$0	\$0	\$0	\$0	\$0	\$0	\$0		
RORHAULHR12	RECYCLE 12 YD HRLY HAUL	\$0.00	\$0.00	\$0.00		\$0	\$0	\$0	\$0	\$0	\$0	\$0		
RORHAULHR15	RECYCLE 15 YD HRLY HAUL	\$0.00	\$0.00	\$0.00		\$0	\$0	\$0	\$0	\$0	\$0	\$0		
RORHAULHR20	RECYCLE 20YD HRLY HAUL	\$0.00	\$0.00	\$0.00		\$0	\$0	\$0	\$0	\$0	\$0	\$0		
RORHAULHR25	RECYCLE 25YD HRLY HAUL	\$0.00	\$0.00	\$0.00		\$0	\$0	\$0	\$0	\$0	\$0	\$0		
RORHAULHR30	RECYCLE 30YD HRLY HAUL	\$0.00	\$0.00	\$0.00		\$0	\$0	\$0	\$0	\$0	\$0	\$0		
RORHAULHR40	RECYCLE 40YD HRLY HAUL	\$0.00	\$0.00	\$0.00		\$0	\$0	\$0	\$0	\$0	\$0	\$0		
RORHAULHR50	RECYCLE 50YD HRLY HAUL	\$0.00	\$0.00	\$0.00		\$0	\$0	\$0	\$0	\$0	\$0	\$0		
RORHAULHRTL	RECYCLE TRAILER HRLY HAUL	\$0.00	\$0.00	\$0.00		\$0	\$0	\$0	\$0	\$0	\$0	\$0		
ROSPC	SPECIAL CHARGES	\$0.00	\$0.00	\$0.00		\$0	\$0	\$0	\$0	\$0	\$108	\$0		
ROTA	TANDEM AXLE	\$21.80	\$22.35	\$22.35	38	\$9,834	\$9,834	\$10,102	\$8,605	\$9,231	\$8,962	\$8,761		
ROWAIT	STANDBY CHARGE	\$94.21	\$96.15	\$96.15	35	\$0	\$0	\$0	\$0	\$0	\$0	\$0		
RTRIP-RO	RETURN TRIP - RO	\$97.49	\$99.51	\$99.51	19	\$0	\$0	\$0	\$0	\$0	\$0	\$0		
THOUR	LONG HAUL	\$0.00	\$0.00	\$0.00		\$0	\$0	\$0	\$0	\$0	\$0	\$0		
ADJRO	SERVICE ADJ-ROLL OFF	\$0.00	\$0.00	\$0.00		\$0	\$0	\$0	\$0	\$0	\$0	\$0		
CPCONNECT	COMP CONNECT/RECONNECT	\$7.17	\$7.32	\$7.32	55	\$2,882	\$2,743	\$2,845	\$2,803	\$2,735	\$2,525	\$2,655		
DELREC-RO	ROLL OFF RECYCLE DELIVERY	\$0.00	\$0.00	\$0.00		\$0	\$0	\$0	\$0	\$0	\$0	\$0		
FERRY	FERRY FEE	\$0.00	\$0.00	\$0.00		\$0	\$0	\$0	\$0	\$0	\$0	\$0		
RECYWPROCTRL	CONT HAUL & PROCESSING	\$0.00	\$0.00	\$0.00		\$0	\$0	\$0	\$0	\$0	\$0	\$0		
ROCLEAN	ROLLOFF CLEANING	\$7.57	\$7.72	\$7.72	39	\$154	\$0	\$0	\$0	\$232	\$0	\$0		
RODEL	ROLL OFF-DELIVERY	\$97.49	\$99.51	\$99.51	19	\$3,881	\$4,279	\$6,170	\$5,871	\$9,055	\$7,264	\$5,075		
ROMILE	MILEAGE	\$3.84	\$3.92	\$3.92	55	\$62,308	\$60,764	\$61,877	\$59,319	\$60,944	\$59,043	\$59,411		
RORELOCATE	ROLLOFF RELOCATE	\$97.77	\$99.78	\$99.78	39	\$399	\$200	\$499	\$399	\$299	\$100	\$100		
RESTART FEE-RO	RESTART FEE	\$11.27	\$11.51	\$11.51	17	\$12	\$0	\$0	\$0	\$23	\$0	\$0		
OT-RO	OVERTIME PERIOD - RO	\$76.67	\$78.25	\$78.25	18	\$0	\$0	\$0	\$0	\$1,526	\$0	\$0		
TARP-RO	TARPIING FEE - RO	\$13.04	\$13.31	\$13.31	56	\$1,930	\$1,717	\$1,823	\$1,664	\$1,717	\$1,557	\$1,637		
TIME-RO	ROLL OFF TIME CHARGE	\$104.06	\$106.21	\$106.21	35	\$2,762	\$6,638	\$5,438	\$10,356	\$2,788	\$4,381	\$2,788		
<b>TOTAL DROP BOX HAULS/RENTAL</b>						<b>\$282,314</b>	<b>\$276,406</b>	<b>\$288,150</b>	<b>\$289,420</b>	<b>\$296,928</b>	<b>\$280,693</b>	<b>\$282,713</b>		
<b>PASSTHROUGH DISPOSAL</b>														
DISP	DISPOSAL FEE PER TON	\$166.45	\$166.45	\$174.84	40	\$499,831	\$480,718	\$489,831	\$467,709	\$481,971	\$471,245	\$472,100		
DISP-ASB	ASBESTOS DISPOSAL	\$0.00	\$0.00	\$0.00		\$0	\$0	\$0	\$0	\$0	\$0	\$0		
DISP-MAN	MANURE DISPOSAL	\$0.00	\$0.00	\$0.00		\$0	\$0	\$0	\$0	\$0	\$0	\$0		
DISP-RECY	RECYCLABLES PROCESSING	\$0.00	\$0.00	\$0.00		\$0	\$0	\$0	\$0	\$0	\$0	\$0		
DISP-WD	WOOD PROCESSING	\$0.00	\$0.00	\$0.00		\$0	\$0	\$0	\$0	\$0	\$0	\$0		
<b>TOTAL PASSTHROUGH DISPOSAL</b>						<b>\$499,831</b>	<b>\$480,718</b>	<b>\$489,831</b>	<b>\$467,709</b>	<b>\$481,971</b>	<b>\$471,245</b>	<b>\$472,100</b>		
<b>SUBTOTAL DROP BOX</b>						<b>\$782,145</b>	<b>\$757,124</b>	<b>\$777,981</b>	<b>\$757,129</b>	<b>\$778,899</b>	<b>\$751,938</b>	<b>\$754,812</b>		
<b>MEDICAL WASTE</b>														
MD10	10 GALLON			\$28.30		\$425	\$538	\$736	\$425	\$679	\$1,047	\$283		
MD20	20 GALLON			\$56.60		\$5,600	\$5,009	\$5,014	\$4,801	\$5,830	\$5,120	\$5,742		
MD35	35 GALLON			\$99.05		\$6,252	\$6,953	\$5,401	\$5,708	\$8,012	\$6,728	\$7,110		
MDMINMO				\$17.96		\$2,727	\$2,655	\$2,727	\$2,763	\$2,476	\$2,745	\$2,637		
MDDEL	MED WASTE DELIVERY			\$17.96		\$0	\$0	\$0	\$0	\$0	\$0	\$18		
MDTRIP	MED WASTE MINIMUM TRIP CH			\$17.96		\$144	\$144	\$144	\$126	\$144	\$162	\$72		
<b>TOTAL MEDICAL WASTE</b>						<b>\$15,147</b>	<b>\$15,299</b>	<b>\$14,021</b>	<b>\$13,822</b>	<b>\$17,140</b>	<b>\$15,801</b>	<b>\$15,862</b>		
<b>SUBTOTAL MEDICAL WASTE</b>						<b>\$15,147</b>	<b>\$15,299</b>	<b>\$14,021</b>	<b>\$13,822</b>	<b>\$17,140</b>	<b>\$15,801</b>	<b>\$15,862</b>		

		1	2	3	4	5	6	7	8	9	10	11
						1	2	3	4	5	6	7
						Revenue						
Service Code	Service Code Description	Tariff Rate 3/1/2022	Tariff Rate 2/1/2023	Tariff Rate 6/1/2024	Tariff Page/Item #	Jan-24	Feb-24	Mar-24	Apr-24	May-24	Jun-24	Jul-24
<b><u>SERVICE CHARGES</u></b>												
ADJ-SB	SERVICE ADJ-SMALL BALANCE	\$0.00	\$0.00	\$0.00		\$0	\$0	\$2	\$0	\$0	\$1	\$0
ADJTAX	TAX ADJUSTMENT	\$0.00	\$0.00	\$0.00		\$0	\$0	\$0	\$0	\$0	\$0	\$0
EMPLOYEE	EMPLOYEE SERVICE	\$0.00	\$0.00	\$0.00		\$0	\$0	\$0	\$0	\$0	\$0	\$0
FINCHG	LATE FEE	\$0.00	\$0.00	\$0.00		\$3,346	\$2,915	\$2,894	\$2,474	\$1,587	\$3,152	\$2,429
LEGAL-COM	LEGAL/LIEN FEES	\$0.00	\$0.00	\$0.00		\$0	\$0	\$0	\$0	\$0	\$0	\$0
NSF FEES	RETURNED CHECK FEE	\$0.00	\$21.80	\$21.80	16	\$131	\$131	\$109	\$65	\$371	\$65	\$65
PO	PO NUMBER	\$0.00	\$0.00	\$0.00		\$0	\$0	\$0	\$0	\$0	\$0	\$0
SHOPSERVICE	MAINTENANCE SERVICES	\$0.00	\$0.00	\$0.00		\$0	\$0	\$0	\$0	\$0	\$140	\$0
<b>TOTAL SERVICE CHARGES</b>						<b>\$3,477</b>	<b>\$3,045</b>	<b>\$3,005</b>	<b>\$2,539</b>	<b>\$1,958</b>	<b>\$3,359</b>	<b>\$2,495</b>
<b>SUBTOTAL SERVICE CHARGES</b>						<b>\$3,477</b>	<b>\$3,045</b>	<b>\$3,005</b>	<b>\$2,539</b>	<b>\$1,958</b>	<b>\$3,359</b>	<b>\$2,495</b>
<b>Grand Total District Operations</b>						<b>\$4,572,249</b>	<b>\$4,538,589</b>	<b>\$4,575,917</b>	<b>\$4,583,566</b>	<b>\$4,632,221</b>	<b>\$4,621,760</b>	<b>\$4,648,802</b>

					Customer Count											
Aug-24	Sep-24	Oct-23	Nov-23	Dec-23	Total	Jan-24	Feb-24	Mar-24	Apr-24	May-24	Jun-24	Jul-24	Aug-24			
\$0	\$0	\$0	\$0	\$0	\$0	-	-	-	-	-	-	-	-			
\$0	\$0	\$0	\$0	\$0	\$0	-	-	-	-	-	-	-	-			
\$1,068	\$1,084	\$1,075	\$1,086	\$1,060	\$12,686	102	103	106	101	97	100	100	103			
\$0	\$0	\$0	\$0	\$0	-\$12	-	-	-	-	-	-	-	-			
\$584	\$613	\$630	\$641	\$639	\$7,305	35	35	34	34	31	31	31	32			
\$0	\$0	\$0	\$0	\$0	\$0	-	-	-	-	-	-	-	-			
\$59,176	\$59,259	\$57,978	\$58,056	\$57,550	\$700,104	3,390	3,374	3,394	3,429	3,449	3,410	3,415	3,419			
\$0	\$0	\$0	\$0	\$0	\$0	-	-	-	-	-	-	-	-			
\$0	\$0	\$0	\$0	\$0	\$0	-	-	-	-	-	-	-	-			
\$0	\$0	\$0	\$0	\$0	\$0	-	-	-	-	-	-	-	-			
\$0	\$0	\$0	\$0	\$0	\$0	-	-	-	-	-	-	-	-			
\$0	\$0	\$0	\$0	\$0	\$0	-	-	-	-	-	-	-	-			
\$0	\$0	\$0	\$0	\$0	\$0	-	-	-	-	-	-	-	-			
\$0	\$0	\$0	\$0	\$0	\$0	-	-	-	-	-	-	-	-			
\$0	\$0	\$0	\$0	\$0	\$0	-	-	-	-	-	-	-	-			
\$0	\$0	\$0	\$0	\$0	\$0	-	-	-	-	-	-	-	-			
\$0	\$0	\$0	\$0	\$0	\$0	-	-	-	-	-	-	-	-			
\$0	\$0	\$0	\$0	\$0	\$0	-	-	-	-	-	-	-	-			
\$0	\$0	\$0	\$0	\$0	\$0	-	-	-	-	-	-	-	-			
\$0	\$0	\$0	\$0	\$0	\$0	-	-	-	-	-	-	-	-			
\$0	\$0	\$0	\$0	\$0	\$0	-	-	-	-	-	-	-	-			
\$0	\$0	\$0	\$0	\$0	\$0	-	-	-	-	-	-	-	-			
\$0	\$0	\$0	\$0	\$0	\$0	-	-	-	-	-	-	-	-			
\$5,686	\$5,644	\$5,826	\$5,868	\$5,842	\$69,125	457	458	453	438	449	436	435	439			
\$5,642	\$5,663	\$5,855	\$5,884	\$5,867	\$69,996	261	259	261	264	256	251	249	244			
\$650,383	\$649,592	\$646,730	\$643,890	\$641,529	\$7,742,087	29,493	29,455	29,567	29,751	29,869	29,284	29,375	29,349			
\$0	\$0	\$0	\$0	\$0	\$0	-	-	-	-	-	-	-	-			
\$0	\$0	\$0	\$0	\$0	\$0	-	-	-	-	-	-	-	-			
\$1,926	\$1,941	\$1,777	\$1,775	\$1,817	\$22,171	95	95	93	97	97	98	97	100			
\$5,331	\$5,245	\$5,376	\$5,376	\$5,402	\$64,973	161	163	162	162	164	157	156	155			
\$833,527	\$836,137	\$800,492	\$802,890	\$803,372	\$9,814,386	25,366	25,428	25,627	25,823	25,952	25,505	25,645	25,663			
\$720	\$693	\$663	\$649	\$677	\$8,285	24	26	24	27	27	28	26	27			
\$1,534	\$1,588	\$1,263	\$1,269	\$1,316	\$16,763	28	27	32	31	27	30	31	32			
\$399,063	\$399,833	\$366,742	\$369,159	\$373,892	\$4,611,383	8,463	8,536	8,658	8,744	8,816	8,648	8,741	8,809			
\$0	\$0	\$0	\$0	\$0	\$0	-	-	-	-	-	-	-	-			
\$0	\$0	\$0	\$0	\$0	\$0	-	-	-	-	-	-	-	-			
\$0	\$0	\$0	\$0	\$0	\$0	-	-	-	-	-	-	-	-			
\$0	\$0	\$0	\$0	\$0	\$0	-	-	-	-	-	-	-	-			
\$0	\$0	\$0	\$0	\$0	\$0	-	-	-	-	-	-	-	-			
\$0	\$0	\$0	\$0	\$0	\$0	-	-	-	-	-	-	-	-			
\$0	\$0	\$0	\$0	\$0	\$0	-	-	-	-	-	-	-	-			
\$957	\$973	\$1,021	\$1,019	\$990	\$11,792	196	195	193	192	167	189	190	185			
\$4	\$4	\$4	\$4	\$4	\$42	1	1	1	1	1	1	1	1			
\$0	-\$15	-\$21	\$0	\$0	-\$96	-	-	-	-	-	-	-	-			
\$0	\$0	\$0	\$0	\$0	\$0	-	-	-	-	-	-	-	-			
\$0	\$0	\$0	\$0	\$0	\$0	-	-	-	-	-	-	-	-			
\$6	\$6	\$6	\$6	\$6	\$81	7	7	9	9	9	9	9	7			
\$0	\$0	\$0	\$0	\$0	\$0	-	-	-	-	-	-	-	-			
\$0	\$0	\$0	\$0	\$0	\$0	-	-	-	-	-	-	-	-			
\$0	\$0	\$0	\$0	\$0	\$0	-	-	-	-	-	-	-	-			
\$0	\$0	\$0	\$0	\$0	\$0	-	-	-	-	-	-	-	-			
\$472	\$453	\$473	\$479	\$494	\$5,649	82	85	89	81	82	86	86	85			
\$0	\$0	\$0	\$0	\$0	\$0	-	-	-	-	-	-	-	-			
\$4,178	\$4,915	\$4,857	\$5,571	\$6,077	\$60,727	509	414	490	435	403	358	443	363			
\$26,426	\$20,836	\$25,990	\$32,597	\$25,821	\$313,427	5,829	3,627	3,602	3,794	3,621	5,746	6,007	4,628			

Aug-24	Sep-24	Oct-23	Nov-23	Dec-23	Total	Jan-24	Feb-24	Mar-24	Apr-24	May-24	Jun-24	Jul-24	Aug-24
\$0	\$0	\$0	\$0	\$0	\$0	-	-	-	-	-	-	-	-
\$507	\$572	\$443	\$627	\$553	\$6,648	41	64	59	73	75	52	64	55
\$99	\$149	\$281	\$232	\$132	\$2,316	5	8	14	13	19	19	8	6
\$0	\$0	\$14	-\$14	\$29	\$58	-	-	2	-	-	-	-	-
\$22	\$22	\$0	\$0	\$0	\$108	1	-	1	1	-	-	-	1
\$1,124	\$1,204	\$1,010	\$1,076	\$970	\$14,578	47	199	(104)	34	66	43	63	42
\$508	\$462	\$1,432	\$762	\$300	\$8,570	23	20	44	40	39	31	24	22
<b>\$1,998,942</b>	<b>\$1,996,871</b>	<b>\$1,929,916</b>	<b>\$1,938,900</b>	<b>\$1,934,339</b>	<b>\$23,563,151</b>	<b>67,874</b>	<b>67,959</b>	<b>68,412</b>	<b>68,902</b>	<b>69,235</b>	<b>67,977</b>	<b>68,299</b>	<b>68,370</b>
					<b>Recycling Customers</b>	<b>67,286</b>	<b>67,371</b>	<b>67,816</b>	<b>68,310</b>	<b>68,660</b>	<b>67,408</b>	<b>67,734</b>	<b>67,805</b>
\$2,499	\$2,492	\$2,620	\$2,641	\$2,627	\$30,700	184	182	183	181	179	179	170	176
\$642,500	\$643,319	\$630,190	\$630,444	\$629,979	\$7,619,203	66,702	66,629	66,758	67,076	67,415	67,615	67,938	67,989
\$4,671	\$4,668	\$4,990	\$4,893	\$4,849	\$57,706	514	514	515	511	502	503	500	494
\$725	\$739	\$746	\$739	\$765	\$8,942	130	128	127	127	126	123	124	123
\$300	\$289	\$320	\$309	\$316	\$3,590	50	53	52	52	53	54	56	54
\$0	\$0	\$0	\$0	\$0	\$0	-	-	-	-	-	-	-	-
\$0	\$0	\$0	\$0	\$0	\$23	-	-	-	-	-	1	-	-
\$25	\$32	\$14	\$14	\$14	\$213	11	11	11	11	13	17	21	21
<b>\$650,721</b>	<b>\$651,540</b>	<b>\$638,879</b>	<b>\$639,065</b>	<b>\$638,523</b>	<b>\$7,720,378</b>	<b>67,400</b>	<b>67,325</b>	<b>67,456</b>	<b>67,769</b>	<b>68,096</b>	<b>68,297</b>	<b>68,608</b>	<b>68,660</b>
					<b>\$80,712</b>								
\$304,349	\$305,289	\$297,171	\$296,567	\$296,046	\$3,588,415	41,180	41,036	41,142	41,400	41,804	42,032	42,352	42,388
\$0	\$0	\$0	\$0	\$0	\$0	-	-	-	-	-	-	-	-
\$162	\$92	\$0	\$0	\$0	\$1,086	-	-	-	1	11	8	16	7
\$629	\$703	\$385	\$923	\$271	\$7,386	42	77	221	330	374	426	459	271
\$75	\$75	\$90	\$95	\$77	\$966	17	16	16	15	16	16	16	15
\$61	\$36	\$42	\$47	\$50	\$552	6	7	8	8	10	9	9	11
\$38	\$64	\$26	\$26	\$13	\$548	1	3	4	3	7	6	6	3
<b>\$305,314</b>	<b>\$306,259</b>	<b>\$297,713</b>	<b>\$297,658</b>	<b>\$296,458</b>	<b>\$3,598,952</b>	<b>41,180</b>	<b>41,036</b>	<b>41,142</b>	<b>41,400</b>	<b>41,804</b>	<b>42,032</b>	<b>42,352</b>	<b>42,388</b>
<b>\$2,954,977</b>	<b>\$2,954,670</b>	<b>\$2,866,508</b>	<b>\$2,875,623</b>	<b>\$2,869,319</b>	<b>\$34,882,481</b>	<b>176,454</b>	<b>176,321</b>	<b>177,010</b>	<b>178,071</b>	<b>179,134</b>	<b>178,307</b>	<b>179,259</b>	<b>179,418</b>
\$142	\$142	\$106	\$110	\$88	\$1,155	5	5	5	4	4	4	5	8
\$0	\$0	\$0	\$0	\$0	\$0	-	-	-	-	-	-	-	-
\$0	\$0	\$0	\$0	\$0	\$0	-	-	-	-	-	-	-	-
\$0	\$0	\$0	\$0	\$0	\$0	-	-	-	-	-	-	-	-
\$0	\$0	\$0	\$0	\$0	\$0	-	-	-	-	-	-	-	-
\$0	\$0	\$0	\$0	\$0	\$0	-	-	-	-	-	-	-	-
\$0	\$0	\$0	\$0	\$0	\$0	-	-	-	-	-	-	-	-
\$0	\$0	\$0	\$0	\$0	\$0	-	-	-	-	-	-	-	-
\$1,369	\$1,321	\$1,312	\$1,345	\$1,356	\$16,180	63	61	59	61	61	61	61	61
\$2,494	\$2,594	\$2,513	\$2,505	\$2,498	\$30,414	78	76	76	75	77	78	77	74
\$5,887	\$5,789	\$4,799	\$4,793	\$4,631	\$59,690	100	97	97	97	103	114	119	126
\$540	\$540	\$749	\$749	\$749	\$7,921	7	7	7	6	5	5	5	5
\$33,180	\$33,341	\$34,627	\$34,358	\$34,117	\$408,773	332	332	321	318	313	311	308	307
\$0	\$0	\$0	\$0	\$0	\$0	-	-	-	-	-	-	-	-
\$1,297	\$1,129	\$1,070	\$1,070	\$1,070	\$13,393	5	5	5	5	5	5	6	6
\$1,945	\$1,945	\$1,925	\$1,925	\$1,925	\$24,351	6	6	6	7	7	7	6	6
\$0	\$0	\$0	\$0	\$0	\$0	-	-	-	-	-	-	-	-
\$59	\$235	\$262	\$262	\$117	\$1,406	1	-	0	0	1	1	1	1
\$12,308	\$12,534	\$13,069	\$12,958	\$12,884	\$152,533	90	88	84	84	86	86	83	82







					Customer Count									
Aug-24	Sep-24	Oct-23	Nov-23	Dec-23	Total	Jan-24	Feb-24	Mar-24	Apr-24	May-24	Jun-24	Jul-24	Aug-24	
\$0	\$0	\$0	\$0	\$0	\$0	-	-	-	-	-	-	-	-	
\$0	\$0	\$0	\$0	\$0	\$0	-	-	-	-	-	-	-	-	
\$0	\$0	\$0	\$0	\$0	\$0	-	-	-	-	-	-	-	-	
\$0	\$0	\$0	\$0	\$0	\$0	-	-	-	-	-	-	-	-	
\$0	\$0	\$0	\$0	\$0	\$0	-	-	-	-	-	-	-	-	
\$42,796	\$43,236	\$41,574	\$41,375	\$40,907	\$506,789	335	315	316	324	322	324	323	321	
\$0	\$0	\$0	\$0	\$0	\$0	-	-	-	-	-	-	-	-	
\$0	\$0	\$0	\$0	\$0	\$0	-	-	-	-	-	-	-	-	
\$12,709	\$12,755	\$13,393	\$13,347	\$13,161	\$155,653	77	70	68	68	68	69	69	68	
\$1,125	\$1,125	\$1,116	\$1,116	\$1,116	\$13,459	3	3	3	3	3	3	3	3	
\$0	\$0	\$0	\$0	\$0	\$0	-	-	-	-	-	-	-	-	
\$42,857	\$43,735	\$39,838	\$40,132	\$40,073	\$500,073	186	178	175	179	179	180	179	181	
\$11,394	\$11,394	\$8,944	\$8,944	\$9,298	\$120,670	22	24	25	25	25	22	9	24	
\$9,970	\$9,970	\$7,768	\$7,944	\$9,886	\$115,156	15	14	14	14	14	14	14	14	
\$247	\$0	\$306	\$184	\$184	\$2,879	2	1	1	1	1	1	2	1	
\$7,689	\$7,462	\$6,727	\$7,175	\$7,175	\$86,535	17	16	16	16	16	15	17	17	
\$1,809	\$1,809	\$4,485	\$6,278	\$2,691	\$43,906	5	5	5	5	5	3	2	2	
\$21,967	\$22,286	\$20,839	\$20,839	\$20,839	\$253,668	36	33	33	33	33	33	33	35	
\$31,836	\$31,836	\$34,100	\$33,100	\$32,837	\$387,292	28	26	26	24	24	25	25	25	
\$11,461	\$10,347	\$13,261	\$13,261	\$13,261	\$144,946	8	7	6	6	6	6	6	6	
\$2,547	\$2,547	\$0	\$0	\$0	\$18,274	-	0	1	1	1	1	1	1	
\$0	\$0	\$0	\$0	\$0	\$66	-	-	1	-	-	-	1	-	
\$0	\$0	\$0	\$0	\$0	\$0	-	-	-	-	-	-	-	-	
\$0	\$0	\$0	\$0	\$0	\$0	-	-	-	-	-	-	-	-	
\$0	\$0	\$0	\$0	\$0	\$107	-	-	-	-	-	-	1	-	
\$0	\$0	\$0	\$0	\$0	\$0	-	-	-	-	-	-	-	-	
\$0	\$0	\$0	\$0	\$0	\$0	-	-	-	-	-	-	-	-	
\$0	\$0	\$0	\$0	\$0	\$0	-	-	-	-	-	-	-	-	
\$195	\$195	\$195	\$195	\$195	\$2,337	44	43	43	43	43	43	43	43	
\$1,174	\$1,174	\$1,174	\$1,174	\$1,174	\$14,078	70	66	67	67	67	67	67	67	
\$67	\$61	\$39	\$39	\$39	\$569	7	7	7	7	9	10	12	12	
\$0	\$0	\$0	\$0	\$0	\$0	-	-	-	-	-	-	-	-	
\$113	\$124	\$137	\$137	\$113	\$1,418	22	22	22	22	22	22	22	22	
\$1,069	\$934	\$1,887	\$2,012	\$1,315	\$16,532	351	205	204	226	272	286	329	213	
\$281	\$272	\$279	\$261	\$242	\$3,118	13	13	13	13	14	14	15	15	
\$0	\$0	\$0	\$0	\$0	\$0	-	-	-	-	-	-	-	-	
\$1,899	\$1,899	\$1,883	\$1,883	\$1,883	\$22,708	2	2	2	2	2	2	2	2	
\$277,232	\$277,134	\$270,888	\$272,137	\$269,762	\$3,297,823	3,134	3,056	3,018	3,046	3,046	2,981	2,972	2,986	
\$0	\$0	\$0	\$0	\$0	\$0	-	-	-	-	-	-	-	-	
\$594	\$594	\$432	\$432	\$432	\$6,035	-	-	8	9	11	11	11	11	
\$2,808	\$2,808	\$2,808	\$2,794	\$2,808	\$33,679	-	-	26	26	26	26	26	26	
\$0	\$0	\$0	\$0	\$0	\$0	-	-	-	-	-	-	-	-	
\$0	\$0	\$0	\$0	\$0	\$0	-	-	-	-	-	-	-	-	
\$1,685	\$1,685	\$1,820	\$1,685	\$1,685	\$20,555	-	-	11	10	10	10	10	10	
\$6,402	\$6,402	\$6,402	\$6,402	\$6,402	\$76,827	-	-	19	19	19	19	19	19	
\$3,538	\$3,538	\$3,033	\$3,538	\$3,538	\$41,952	-	-	7	7	7	7	7	7	
\$674	\$674	\$674	\$674	\$674	\$8,087	-	-	1	1	1	1	1	1	
\$1,123	\$1,123	\$0	\$0	\$0	\$10,105	-	-	43	43	43	43	43	43	
\$0	\$0	\$0	\$0	\$0	\$0	-	-	-	-	-	-	-	-	
\$57	\$57	\$57	\$57	\$57	\$666	5	4	4	4	3	4	4	4	
\$20,929	\$20,904	\$21,442	\$21,405	\$21,161	\$254,390	2,867	2,254	2,252	2,269	2,272	2,210	2,216	2,215	
\$1,533	\$1,533	\$1,150	\$1,149	\$1,125	\$15,590	1,500	1,500	1,500	1,499	2,044	2,044	2,044	2,044	
\$3,240	\$2,025	\$0	\$0	\$0	\$23,720	-	-	71	74	107	75	199	120	
\$3,303	\$3,303	\$2,696	\$2,758	\$2,758	\$34,114	-	-	586	584	583	583	583	583	
\$432	\$404	\$404	\$404	\$404	\$4,983	35	34	34	35	37	37	37	37	
\$648	\$648	\$644	\$648	\$648	\$7,794	38	37	38	37	37	37	37	37	



	12	13	14	15	16	17	Customer Count														
	8	9	10	11	12		Aug-24	Sep-24	Oct-23	Nov-23	Dec-23	Total	Jan-24	Feb-24	Mar-24	Apr-24	May-24	Jun-24	Jul-24	Aug-24	
	\$0	\$0	\$0	\$0	\$0	\$0															
	\$0	\$0	\$0	\$0	\$0	\$0															
	\$0	\$0	\$0	\$0	\$0	\$0															
	\$0	\$0	\$0	\$0	\$0	\$0															
	\$0	\$0	\$0	\$0	\$0	\$0															
	\$0	\$0	\$0	\$0	\$0	\$0															
	\$0	\$0	\$0	\$0	\$0	\$0															
	\$0	\$0	\$0	\$0	\$0	\$0															
	\$0	\$0	\$0	\$0	\$0	\$0															
	\$0	\$0	\$0	\$0	\$0	\$0															
	\$0	\$0	\$0	\$0	\$0	\$0															
	\$0	\$0	\$0	\$0	\$0	\$108															
	\$9,678	\$9,834	\$9,834	\$9,096	\$8,448	\$111,549							450	440	452	385	413	401	392	433	
	\$0	\$0	\$0	\$0	\$0	\$0															
	\$0	\$0	\$0	\$0	\$0	\$0															
	\$0	\$0	\$0	\$0	\$0	\$0															
	\$0	\$0	\$0	\$0	\$0	\$0															
	\$0	\$0	\$0	\$0	\$0	\$0															
	\$0	\$0	\$0	\$0	\$0	\$0															
	\$0	\$0	\$0	\$0	\$0	\$0															
	\$0	\$0	\$0	\$0	\$0	\$0															
	\$0	\$0	\$0	\$0	\$0	\$0															
	\$6,170	\$4,378	\$4,179	\$3,881	\$2,886	\$63,089							20	43	62	59	91	73	51	62	
	\$62,332	\$59,580	\$65,268	\$56,302	\$51,148	\$718,297							16,226	15,501	15,785	15,132	15,547	15,062	15,156	15,901	
	\$200	\$200	\$100	\$100	\$399	\$2,993							4	2	5	4	3	1	1	2	
	\$0	\$12	\$0	\$12	\$12	\$69							1	-	-	-	2	-	-	-	
	\$0	\$0	\$0	\$0	\$0	\$1,526							-	-	-	-	20	-	-	-	
	\$1,690	\$1,411	\$1,650	\$1,664	\$1,584	\$20,045							148	129	137	125	129	117	123	127	
	\$3,983	\$2,337	\$5,789	\$3,319	\$3,532	\$54,111							27	63	51	98	26	41	26	38	
	\$294,786	\$274,356	\$298,897	\$267,069	\$246,271	\$3,378,002							316	308	312	328	341	354	349	360	
	\$509,256	\$488,249	\$516,233	\$465,456	\$425,395	\$5,767,994							3,003	2,888	2,802	2,675	2,757	2,695	2,700	2,913	
	\$0	\$0	\$0	\$0	\$0	\$0															
	\$0	\$0	\$0	\$0	\$0	\$0															
	\$0	\$0	\$0	\$0	\$0	\$0															
	\$0	\$0	\$0	\$0	\$0	\$0															
	\$509,256	\$488,249	\$516,233	\$465,456	\$425,395	\$5,767,994															
	\$804,042	\$762,606	\$815,130	\$732,526	\$671,666	\$9,145,997							316	308	312	328	341	354	349	360	
	\$538	\$283	\$651	\$538	\$736	\$6,877							15	19	26	15	24	37	10	19	
	\$5,030	\$4,860	\$6,607	\$4,450	\$3,901	\$61,965							99	89	89	85	103	90	101	89	
	\$6,115	\$6,027	\$7,359	\$5,510	\$5,902	\$77,076							63	70	55	58	81	68	72	62	
	\$2,745	\$2,763	\$2,742	\$2,850	\$2,766	\$32,595							152	148	152	154	138	153	147	153	
	\$0	\$0	\$0	\$0	\$0	\$18													1		
	\$180	\$180	\$108	\$305	\$216	\$1,922							8	8	8	7	8	9	4	10	
	\$14,607	\$14,113	\$17,467	\$13,652	\$13,520	\$180,452							337	334	329	318	354	357	335	332	
	\$14,607	\$14,113	\$17,467	\$13,652	\$13,520	\$180,452							337	334	329	318	354	357	335	332	

	12	13	14	15	16	17								
	8	9	10	11	12	Customer Count								
	Aug-24	Sep-24	Oct-23	Nov-23	Dec-23	Total	Jan-24	Feb-24	Mar-24	Apr-24	May-24	Jun-24	Jul-24	Aug-24
	\$0	\$2	\$0	\$0	\$1	\$7	-	-	-	-	-	-	-	-
	\$0	\$0	\$0	\$0	\$0	\$0	-	-	-	-	-	-	-	-
	\$0	\$0	\$0	\$0	\$0	\$0	-	-	-	-	-	-	-	-
	\$2,200	\$3,421	\$3,391	\$3,279	\$2,956	\$34,045	-	-	-	-	-	-	-	-
	\$0	\$0	\$0	\$0	\$0	\$0	-	-	-	-	-	-	-	-
	\$131	\$174	\$65	\$44	\$131	\$1,482	6	6	5	3	17	3	3	6
	\$0	\$0	\$0	\$0	\$0	\$0	-	-	-	-	-	-	-	-
	\$0	\$0	\$0	\$0	\$0	\$140	-	-	-	-	-	-	-	-
	\$2,331	\$3,598	\$3,456	\$3,323	\$3,089	\$35,674								
	\$2,331	\$3,598	\$3,456	\$3,323	\$3,089	\$35,674	-	-	-	-	-	-	-	-
	\$4,699,457	\$4,661,481	\$4,595,283	\$4,514,840	\$4,444,204	\$55,177,303	185,017	184,163	184,863	185,984	187,122	186,206	187,135	187,340

Number of Months 12

Number of Months					MF Container		Container Counts							
Sep-24	Oct-23	Nov-23	Dec-23	Average	2019 Recycle	2019 Garbage	Cart Size	Can Size	Container Size	Quantity	Count	Current Rate	Increase	
-	-	-	-	-	-	-	-	-	-	-	1	-	\$0.00	\$ -
-	-	-	-	-	-	-	-	-	-	-	1	-	\$0.00	\$ -
105	104	105	103	102	-	-	-	-	-	1	102	\$10.37	\$ 0.64	
-	-	-	-	-	-	-	-	-	-	1	-	\$0.00	\$ -	
34	35	36	35	34	-	-	-	-	-	1	34	\$18.31	\$ 1.13	
-	-	-	-	-	-	-	-	-	-	1	-	\$0.00	\$ -	
3,423	3,406	3,411	3,381	3,408	-	-	-	-	-	1	3,408	\$17.31	\$ 1.07	
-	-	-	-	-	-	-	-	-	-	1	-	\$0.00	\$ -	
-	-	-	-	-	-	-	-	-	-	1	-	\$0.00	\$ -	
-	-	-	-	-	-	-	-	-	-	1	-	\$0.00	\$ -	
-	-	-	-	-	-	-	-	-	-	1	-	\$0.00	\$ -	
-	-	-	-	-	-	-	-	-	-	1	-	\$0.00	\$ -	
-	-	-	-	-	-	-	-	-	-	1	-	\$0.00	\$ -	
-	-	-	-	-	-	-	-	-	-	1	-	\$0.00	\$ -	
-	-	-	-	-	-	-	-	-	-	1	-	\$0.00	\$ -	
-	-	-	-	-	-	-	-	-	-	1	-	\$0.00	\$ -	
-	-	-	-	-	-	-	-	-	-	1	-	\$0.00	\$ -	
-	-	-	-	-	-	-	-	-	-	1	-	\$0.00	\$ -	
-	-	-	-	-	-	-	-	-	-	1	-	\$0.00	\$ -	
-	-	-	-	-	-	-	-	-	-	1	-	\$0.00	\$ -	
-	-	-	-	-	-	-	-	-	-	1	-	\$0.00	\$ -	
-	-	-	-	-	-	-	-	-	-	1	-	\$0.00	\$ -	
-	-	-	-	-	-	-	-	-	-	1	-	\$0.00	\$ -	
-	-	-	-	-	-	-	-	-	-	1	-	\$0.00	\$ -	
-	-	-	-	-	-	-	-	-	-	1	-	\$0.00	\$ -	
-	-	-	-	-	-	-	-	-	-	1	-	\$0.00	\$ -	
-	-	-	-	-	-	-	-	-	-	1	-	\$0.00	\$ -	
-	-	-	-	-	-	-	-	-	-	1	-	\$0.00	\$ -	
-	-	-	-	-	-	-	-	-	-	1	-	\$0.00	\$ -	
436	453	457	455	447	-	-	-	-	-	1	447	\$12.96	\$ 0.80	
245	258	260	259	256	-	-	-	-	-	1	256	\$23.16	\$ 1.43	
29,314	29,844	29,713	29,604	29,552	-	-	-	-	-	1	29,552	\$22.16	\$ 1.37	
-	-	-	-	-	-	-	-	-	-	1	-	\$0.00	\$ -	
-	-	-	-	-	-	-	-	-	-	1	-	\$0.00	\$ -	
100	93	92	95	96	-	-	-	-	-	1	96	\$19.36	\$ 1.20	
152	159	159	160	159	-	-	-	-	-	1	159	\$34.48	\$ 2.14	
25,743	25,173	25,248	25,263	25,536	-	-	-	-	-	1	25,536	\$32.48	\$ 2.01	
26	25	24	25	26	-	-	-	-	-	1	26	\$27.16	\$ 1.68	
33	27	27	28	29	-	-	-	-	-	1	29	\$48.30	\$ 2.99	
8,826	8,277	8,331	8,438	8,607	-	-	-	-	-	1	8,607	\$45.30	\$ 2.81	
-	-	-	-	-	-	-	-	-	-	1	-	\$0.00	\$ -	
-	-	-	-	-	-	-	-	-	-	1	-	\$0.00	\$ -	
-	-	-	-	-	-	-	-	-	-	1	-	\$0.00	\$ -	
-	-	-	-	-	-	-	-	-	-	1	-	\$0.00	\$ -	
-	-	-	-	-	-	-	-	-	-	1	-	\$0.00	\$ -	
-	-	-	-	-	-	-	-	-	-	1	-	\$0.00	\$ -	
-	-	-	-	-	-	-	-	-	-	1	-	\$0.00	\$ -	
-	-	-	-	-	-	-	-	-	-	1	-	\$0.00	\$ -	
188	197	197	192	190	-	-	-	-	-	1	-	\$5.17	\$ 0.32	
1	1	1	1	1	-	-	-	-	-	1	-	\$5.17	\$ 0.32	
(1)	-	-	-	(0)	-	-	-	-	-	1	-	\$10.44	\$ 0.65	
-	-	-	-	-	-	-	-	-	-	1	-	\$0.00	\$ -	
-	-	-	-	-	-	-	-	-	-	1	-	\$0.00	\$ -	
7	7	7	7	8	-	-	-	-	-	1	-	\$0.86	\$ 0.05	
-	-	-	-	-	-	-	-	-	-	1	-	\$0.00	\$ -	
-	-	-	-	-	-	-	-	-	-	1	-	\$0.00	\$ -	
-	-	-	-	-	-	-	-	-	-	1	-	\$0.00	\$ -	
-	-	-	-	-	-	-	-	-	-	1	-	\$0.00	\$ -	
82	85	86	89	85	-	-	-	-	-	1	-	\$5.55	\$ 0.34	
-	-	-	-	-	-	-	-	-	-	1	-	\$0.00	\$ -	
427	422	484	528	440	-	-	-	-	-	1	-	\$11.51	\$ 0.71	
3,649	4,641	5,821	4,611	4,631	-	-	-	-	-	1	-	\$5.71	\$ 0.35	

Number of Months 12

					MF Container		Container Counts						
Sep-24	Oct-23	Nov-23	Dec-23	Average	2019 Recycle	2019 Garbage	Cart Size	Can Size	Container Size	Quantity	Count		
-	-	-	-	-									\$0.86 \$ 0.05
62	48	68	60	60									\$9.22 \$ 0.57
9	17	14	8	12									\$16.54 \$ 1.02
-	1	(1)	2	0									\$14.40 \$ 0.89
1	-	-	-	0									\$21.53 \$ 1.33
45	38	41	37	46									\$26.76 \$ 1.66
20	62	33	13	31									\$23.10 \$ 1.43
<hr/>													
68,435	67,854	67,863	67,846	68,252							68,252		
67,868	67,271	67,277	67,262	875,162									
<hr/>													
176	185	186	185	180						1	180		\$14.18 \$ 2.13
68,076	66,687	66,714	66,664	67,189						1	67,189		\$9.45 \$ 1.42
494	528	518	513	509									\$9.45 \$ 1.42
125	126	129	125	126									\$5.91 \$ 0.89
52	58	56	57	54									\$5.55 \$ 0.83
-	-	-	-	-									\$0.00 \$ -
-	-	-	-	0									\$23.10 \$ 3.46
27	11	11	11	15									\$1.19 \$ 0.18
<hr/>													
68,746	67,400	67,418	67,363	67,878							67,369		
<hr/>													
42,519	41,389	41,305	41,232	41,648						1	41,648		\$7.18 \$ 0.51
-	-	-	-	-						1	-		\$0.00 \$ -
4	-	-	-	4									\$23.10 \$ 1.66
303	166	398	117	265									\$2.32 \$ 0.17
15	18	19	16	16									\$4.99 \$ 0.36
6	7	9	9	8									\$5.55 \$ 0.40
5	2	2	1	4									\$12.75 \$ 0.91
<hr/>													
42,519	41,389	41,305	41,232	41,648							41,648		\$1.19 \$ 0.09
<hr/>													
179,701	176,642	176,586	176,441	177,779									
<hr/>													
8	6	6	5	5	#VALUE!					1	5		\$17.76 \$ 1.10
-	-	-	-	-	#VALUE!					2	-		\$0.00 \$ -
-	-	-	-	-	#VALUE!					1	-		\$0.00 \$ -
-	-	-	-	-	#VALUE!					1	-		\$0.00 \$ -
-	-	-	-	-	#VALUE!					2	-		\$0.00 \$ -
-	-	-	-	-	#VALUE!					2	-		\$0.00 \$ -
-	-	-	-	-	#VALUE!					3	-		\$0.00 \$ -
-	-	-	-	-	#VALUE!					4	-		\$0.00 \$ -
59	58	60	60	60	#VALUE!					1	60		\$22.44 \$ 1.39
78	75	75	75	76	#VALUE!					1	76		\$33.47 \$ 2.07
123	102	102	99	107	#VALUE!					1	107		\$46.91 \$ 2.91
5	7	7	7	6	#VALUE!					1	6		\$108.08 \$ 6.69
308	320	318	316	317	#VALUE!					1	317		\$108.08 \$ 6.69
-	-	-	-	-	#VALUE!					1	-		\$216.15 \$ 13.39
5	5	5	5	5	#VALUE!					1	5		\$216.15 \$ 13.39
6	6	6	6	6	#VALUE!					1	6		\$324.23 \$ 20.08
-	-	-	-	-	#VALUE!					1	-		\$0.00 \$ -
2	2	2	1	1	#VALUE!					1	1		\$117.73 \$ 7.29
84	87	87	86	85	#VALUE!					1	85		\$149.64 \$ 9.27



Number of Months 12

					MF Container		Container Counts						
Sep-24	Oct-23	Nov-23	Dec-23	Average	2019 Recycle	2019 Garbage	Cart Size	Can Size	Container Size	Quantity	Count		
2	1	1	3	2	#VALUE!					1	2	\$149.64	\$ 9.27
3	3	3	3	3	#VALUE!					1	3	\$299.29	\$ 18.54
-	-	-	-	-	#VALUE!					1	-	\$448.93	\$ 27.81
-	-	-	-	-	#VALUE!					1	-	\$0.00	\$ -
1	-	-	-	0	#VALUE!					1	0	\$159.34	\$ 9.87
22	24	23	22	23	#VALUE!					1	23	\$186.84	\$ 11.57
478	448	439	437	461	#VALUE!					1	461	\$186.84	\$ 11.57
4	3	2	2	3	#VALUE!					1	3	\$373.68	\$ 23.15
112	107	108	109	110	#VALUE!					1	110	\$373.68	\$ 23.15
2	2	2	2	2	#VALUE!					1	2	\$560.52	\$ 34.72
31	29	27	26	29	#VALUE!					1	29	\$560.52	\$ 34.72
-	1	3	3	1	#VALUE!					1	1	\$747.36	\$ 46.29
3	3	3	3	3	#VALUE!					1	3	\$934.20	\$ 57.86
-	-	-	-	-	#VALUE!					1	-	\$0.00	\$ -
14	8	5	8	14	#VALUE!					1	14	\$196.54	\$ 12.17
176	178	176	176	177	#VALUE!					1	177	\$351.16	\$ 21.75
30	31	30	31	30	#VALUE!					1	30	\$702.33	\$ 43.50
4	4	5	5	4	#VALUE!					1	4	\$1,053.49	\$ 65.25
1	1	1	1	1	#VALUE!					1	1	\$1,404.65	\$ 87.00
157	156	156	157	158	#VALUE!					1	158	\$485.18	\$ 30.05
129	118	118	118	121	#VALUE!					1	121	\$970.35	\$ 60.10
25	24	23	23	24	#VALUE!					1	24	\$1,455.53	\$ 90.15
3	2	2	2	2	#VALUE!					1	2	\$1,940.71	\$ 120.21
6	6	6	6	6	#VALUE!					1	6	\$2,425.88	\$ 150.26
8	9	9	4	8	#VALUE!					1	8	\$114.28	\$ 7.08
-	-	-	-	-	#VALUE!					1	-	\$0.00	\$ -
1	1	1	1	1	#VALUE!					1	1	\$399.49	\$ 24.74
-	-	-	-	-	#VALUE!					1	-	\$0.00	\$ -
-	-	-	-	-	#VALUE!					1	-	\$0.00	\$ -
-	-	-	-	-	#VALUE!					1	-	\$0.00	\$ -
1	1	1	1	1	#VALUE!					1	-	\$726.57	\$ 45.00
1	1	1	1	1	#VALUE!					1	-	\$1,168.75	\$ 72.39
1	1	1	1	1	#VALUE!					1	-	\$1,326.76	\$ 82.18
1	1	1	1	1	#VALUE!					1	-	\$664.91	\$ 41.18
2	1	2	1	1	#VALUE!					1	-	\$313.12	\$ 19.39
-	-	-	-	-	#VALUE!					1	-	\$0.00	\$ -
1	1	1	1	1	#VALUE!					1	-	\$2,572.80	\$ 159.36
1	1	1	1	1	#VALUE!					1	-	\$3,321.37	\$ 205.72
-	-	-	-	-	#VALUE!					1	-	\$0.00	\$ -
6	7	7	7	7	#VALUE!					1	-	\$5.55	\$ 0.34
3	3	2	3	3	#VALUE!					1	-	\$27.19	\$ 1.68
-	-	-	-	-	#VALUE!					1	-	\$27.19	\$ 1.68
2	-	-	-	0	#VALUE!					1	-	\$36.80	\$ 2.28
3	11	4	-	4	#VALUE!					1	-	\$45.39	\$ 2.81
-	-	-	-	0	#VALUE!					1	-	\$45.39	\$ 2.81
1	2	1	7	2	#VALUE!					1	-	\$83.33	\$ 5.16
-	-	-	-	-	#VALUE!					1	-	\$0.00	\$ -
-	-	-	-	-	#VALUE!					1	-	\$0.00	\$ -
-	3	2	2	3	#VALUE!					1	-	\$43.71	\$ 2.71
31	36	38	18	30	#VALUE!					1	-	\$4.99	\$ 0.31
637	394	566	544	518	#VALUE!					1	-	\$26.76	\$ 1.66
586	548	545	547	559	#VALUE!					1	-	\$4.85	\$ 0.30
177	175	177	177	226	#VALUE!					1	-	\$17.41	\$ 1.08
24	15	13	16	17	#VALUE!					1	-	\$43.71	\$ 2.71
12	9	9	16	11	#VALUE!					1	-	\$17.23	\$ 1.07
-	1	1	1	0	#VALUE!					1	-	\$4.85	\$ 0.30
-	-	-	-	-	#VALUE!					1	-	\$0.00	\$ -
-	-	-	-	-	#VALUE!					1	-	\$0.00	\$ -
13	14	14	14	14	#VALUE!					1	-	\$5.15	\$ 0.32
16	58	4	9	10	#VALUE!					1	-	\$103.97	\$ 6.44
-	-	-	-	-	#VALUE!					1	-	\$26.76	\$ 1.66
-	-	-	-	-	#VALUE!					1	-	\$0.00	\$ -



Number of Months 12

					MF Container		Container Counts						
Sep-24	Oct-23	Nov-23	Dec-23	Average	2019 Recycle	2019 Garbage	Cart Size	Can Size	Container Size	Quantity	Count		
-	-	-	-	-						1	-	\$7.50	\$ 0.46
-	-	-	-	-						1	-	\$10.48	\$ 0.65
-	-	-	-	-		#REF!	#REF!			1	-	\$0.00	\$ -
-	-	-	-	-						1	-	\$0.00	\$ -
-	-	-	-	-						1	-	\$0.00	\$ -
324	312	310	307	319		#REF!	#REF!	EOW		1	319	\$133.32	\$ 8.26
-	-	-	-	-		#REF!	#REF!	Weekly		1	-	\$266.64	\$ 16.52
-	-	-	-	-		#REF!	#REF!	3x week		1	-	\$142.98	\$ 8.86
68	71	71	70	70		#REF!	#REF!	Recycle Rate		1	70	\$187.58	\$ 11.62
3	3	3	3	3		#REF!	#REF!			1	3	\$375.15	\$ 23.24
-	-	-	-	-		#REF!	#REF!	Service		1	-	\$562.73	\$ 34.85
184	168	169	169	177		#REF!	#REF!	4x week		1	177	\$237.37	\$ 14.70
24	19	19	20	21		#REF!	#REF!	Extra/Temp		1	21	\$474.74	\$ 29.40
14	11	11	14	14		#REF!	#REF!			1	14	\$712.11	\$ 44.11
-	1	1	1	1		#REF!	#REF!	1YD		1	1	\$247.07	\$ 15.30
17	15	16	16	16		#REF!	#REF!	1.5YD		1	16	\$452.27	\$ 28.01
2	5	7	3	4		#REF!	#REF!	2YD		1	4	\$904.54	\$ 56.03
35	33	33	33	34		#REF!	#REF!	4YD		1	34	\$636.73	\$ 39.44
25	27	26	26	26		#REF!	#REF!	6YD		1	26	\$1,273.45	\$ 78.88
5	7	7	7	6		#REF!	#REF!			1	6	\$1,910.18	\$ 118.31
1	-	-	-	1		#REF!	#REF!			1	-	\$2,546.91	\$ 157.75
-	-	-	-	0		#REF!	#REF!	2x week		1	0	\$33.02	\$ 2.05
-	-	-	-	-		#REF!	#REF!	Monthly		1	-	\$45.56	\$ 2.82
-	-	-	-	-		#REF!	#REF!	Service		1	-	\$57.06	\$ 3.53
-	-	-	-	0		#REF!	#REF!	3YD		1	0	\$106.67	\$ 6.61
-	-	-	-	-		#REF!	#REF!			1	-	\$149.29	\$ 9.25
-	-	-	-	-						1	-	\$0.00	\$ -
-	-	-	-	-							-	\$0.00	\$ -
43	43	43	43	43							-	\$4.53	\$ 0.28
67	67	67	67	68							-	\$17.41	\$ 1.08
11	7	7	7	9							-	\$5.55	\$ 0.34
-	-	-	-	-							-	\$0.00	\$ -
24	27	27	22	23							-	\$5.15	\$ 0.32
186	376	401	262	276							-	\$5.02	\$ 0.31
15	15	14	13	14						1	14	\$18.75	\$ 1.16
-	-	-	-	-						1	-	\$197.27	\$ 12.22
2	2	2	2	2						1	2	\$949.48	\$ 58.81
2,989	2,967	2,951	2,964	3,009							3,025		
-	-	-	-	-		#REF!				1	8	\$0.00	\$ -
11	8	8	8	8		#REF!				1	22	\$54.00	\$ 8.10
26	26	26	26	22		#REF!				1	-	\$107.99	\$ 16.19
-	-	-	-	-		#REF!				1	-	\$161.99	\$ 24.29
-	-	-	-	-		#REF!				1	-	\$0.00	\$ -
10	11	10	10	9	Pickups	#REF!				1	9	\$168.48	\$ 25.26
19	19	19	19	16	Customers	#REF!				1	16	\$336.96	\$ 50.52
7	6	7	7	6	Customers	#REF!				1	6	\$505.44	\$ 75.78
1	1	1	1	1	Customers	#REF!				1	1	\$673.92	\$ 101.03
43	-	-	-	25		#REF!				1	25	\$26.11	\$ 3.91
-	-	-	-	-		#REF!				1	-	\$7.50	\$ 1.12
4	4	4	4	4						1	4	\$14.18	\$ 2.13
2,212	2,269	2,265	2,239	2,295							-	\$9.45	\$ 1.42
2,044	1,533	1,532	1,500	1,732							-	\$0.75	\$ 0.11
75	-	-	-	60		#REF!					-	\$27.00	\$ 4.05
583	475	486	486	461							-	\$5.67	\$ 0.85
37	35	35	35	36							-	\$11.67	\$ 1.75
37	37	37	37	37							-	\$17.53	\$ 2.63

Multi-Family commodity credit based off of yards picked up. Formulas to the left are calculating number of yards rather than customer count.



Number of Months 12

					MF Container		Container Counts						
Sep-24	Oct-23	Nov-23	Dec-23	Average	2019 Recycle	2019 Garbage	Cart Size	Can Size	Container Size	Quantity	Count		
-	-	-	-	-	-	-	-	-	-	-	-	\$0.00	\$ -
-	-	-	-	-	-	-	-	-	-	-	-	\$0.00	\$ -
-	-	-	-	-	-	-	-	-	-	-	-	\$0.00	\$ -
-	-	-	-	-	-	-	-	-	-	-	-	\$0.00	\$ -
-	-	-	-	-	-	-	-	-	-	-	-	\$0.00	\$ -
-	-	-	-	-	-	-	-	-	-	-	-	\$0.00	\$ -
-	-	-	-	-	-	-	-	-	-	-	-	\$0.00	\$ -
-	-	-	-	-	-	-	-	-	-	-	-	\$0.00	\$ -
-	-	-	-	-	-	-	-	-	-	-	-	\$0.00	\$ -
-	-	-	-	-	-	-	-	-	-	-	-	\$0.00	\$ -
-	-	-	-	-	-	-	-	-	-	-	-	\$0.00	\$ -
-	-	-	-	-	-	-	-	-	-	-	-	\$0.00	\$ -
-	-	-	-	-	-	-	-	-	-	-	-	\$0.00	\$ -
411	440	407	378	417	-	-	-	-	-	-	-	\$0.00	\$ -
-	-	-	-	-	-	-	-	-	-	-	-	\$22.35	\$ 1.38
-	-	-	-	-	-	-	-	-	-	-	-	\$96.15	\$ 5.96
-	-	-	-	-	-	-	-	-	-	-	-	\$99.51	\$ 6.16
-	-	-	-	-	-	-	-	-	-	-	-	\$0.00	\$ -
-	-	-	-	-	-	-	-	-	-	-	-	\$0.00	\$ -
337	390	369	343	369	-	-	-	-	-	-	-	\$0.00	\$ -
-	-	-	-	-	-	-	-	-	-	-	-	\$0.00	\$ -
-	-	-	-	-	-	-	-	-	-	-	-	\$0.00	\$ -
-	-	-	-	-	-	-	-	-	-	-	-	\$7.32	\$ 0.45
-	-	-	-	-	-	-	-	-	-	-	-	\$0.00	\$ -
-	-	-	-	-	-	-	-	-	-	-	-	\$0.00	\$ -
-	-	-	20	6	-	-	-	-	-	-	-	\$0.00	\$ -
44	42	39	29	53	-	-	-	-	-	-	-	\$7.72	\$ 0.48
15,199	16,650	14,363	13,048	15,298	-	-	-	-	-	-	-	\$99.51	\$ 6.16
2	1	1	4	3	-	-	-	-	-	-	-	\$3.92	\$ 0.24
1	-	1	1	1	-	-	-	-	-	-	-	\$99.78	\$ 6.18
-	-	-	-	2	-	-	-	-	-	-	-	\$11.51	\$ 0.71
106	124	125	119	126	-	-	-	-	-	-	-	\$78.25	\$ 4.85
22	55	31	33	43	-	-	-	-	-	-	-	\$13.31	\$ 0.82
-	-	-	-	-	-	-	-	-	-	-	-	\$106.21	\$ 6.58
336	329	311	309	329	107	Customer owned Compac Customers	-	-	-	-	329	\$0.00	\$ -
2,793	2,953	2,662	2,433	2,773	-	-	-	-	-	-	-	\$0.00	\$ -
-	-	-	-	-	-	-	-	-	-	-	-	\$0.00	\$ -
-	-	-	-	-	-	-	-	-	-	-	-	\$0.00	\$ -
-	-	-	-	-	-	-	-	-	-	-	-	\$0.00	\$ -
336	329	311	309	329	-	-	-	-	-	-	-	\$0.00	\$ -
10	23	19	26	20	-	-	-	-	-	1	20	\$28.30	\$ 2.24
86	117	79	69	91	-	-	-	-	-	1	91	\$56.60	\$ 4.48
61	74	56	60	65	-	-	-	-	-	1	65	\$99.05	\$ 7.83
154	153	159	154	151	-	-	-	-	-	1	151	\$17.96	\$ 1.42
-	-	-	-	0	-	-	-	-	-	-	-	\$17.96	\$ 1.42
10	6	17	12	9	-	-	-	-	-	-	-	\$17.96	\$ 1.42
321	373	329	321	337	-	-	-	-	-	-	-	\$0.00	\$ -
321	373	329	321	337	-	-	-	-	-	-	-	\$0.00	\$ -

Number of Months **12**

Sep-24	Oct-23	Nov-23	Dec-23	Average
-	-	-	-	-
-	-	-	-	-
-	-	-	-	-
-	-	-	-	-
8	3	2	6	6
-	-	-	-	-
-	-	-	-	-
<hr/>				
<hr/>				
-	-	-	-	-
<hr/>				
<b>187,574</b>	<b>184,488</b>	<b>184,334</b>	<b>184,155</b>	<b>185,698</b>

MF Container	
2019 Recycle	2019 Garbage

Container Counts				
Cart Size	Can Size	Container Size	Quantity	Count

\$0.00 \$ -  
 \$0.00 \$ -  
 \$0.00 \$ -  
 \$0.00 \$ -  
 \$0.00 \$ -  
 \$0.00 \$ -  
 \$21.80 \$ 1.35  
 \$0.00 \$ -  
 \$0.00 \$ -

**183,928**

LOB	PI %	Adj	Adj PI %	Price Increase	LG	Variance	
MSW		6.13%	0.06%	6.19%	\$2,759,789	2,732,981	26,807
Recycling		14.24%	0.75%	14.99%	\$1,198,521	1,178,744	19,776
YW		6.94%	0.23%	7.17%	\$264,412	256,524	7,888
Medical		7.64%	0.27%	7.91%	\$14,272	13,817	454
Total							

New Rate	Change In Revenue	Revenue Requirement	Rev Req Per Price Out	DF Adjustment	Rev Req Per LG	Variance
\$ -	\$ -	\$0.00	MSW	\$45,809,896	1,489,951	47,299,946 (98)
\$ -	\$ -	\$0.00	Recycling	\$9,457,377		9,457,379 (2)
\$ 11.01	\$ 846.84	\$13,533.05	YW	\$3,952,299		3,952,299 (0)
\$ -	\$ 12.00	\$0.00	Medical	\$194,723		194,724 (0)
\$ 19.44	\$ 537.52	\$7,842.06	Total	\$59,414,296		60,904,347 (100)
\$ -	\$ -	\$0.00				
\$ 18.38	\$ 51,750.86	\$751,854.79				
\$ -	\$ -	\$0.00				
\$ -	\$ -	\$0.00				
\$ -	\$ -	\$0.00				
\$ -	\$ -	\$0.00				
\$ -	\$ -	\$0.00				
\$ -	\$ -	\$0.00				
\$ -	\$ -	\$0.00				
\$ -	\$ -	\$0.00				
\$ -	\$ -	\$0.00				
\$ -	\$ -	\$0.00				
\$ -	\$ -	\$0.00				
\$ -	\$ -	\$0.00				
\$ -	\$ -	\$0.00				
\$ -	\$ -	\$0.00				
\$ -	\$ -	\$0.00				
\$ -	\$ -	\$0.00				
\$ -	\$ -	\$0.00				
\$ -	\$ -	\$0.00				
\$ -	\$ -	\$0.00				
\$ -	\$ -	\$0.00				
\$ 13.76	\$ 4,704.26	\$73,829.36				
\$ 24.59	\$ 5,417.10	\$75,413.52				
\$ 23.53	\$ 603,012.08	\$8,345,098.98				
\$ -	\$ -	\$0.00				
\$ -	\$ -	\$0.00				
\$ 20.56	\$ 1,501.81	\$23,672.83				
\$ 36.62	\$ 4,956.29	\$69,929.14				
\$ 34.49	\$ 755,115.18	\$10,569,500.95				
\$ 28.84	\$ 562.45	\$8,847.58				
\$ 51.29	\$ 1,276.22	\$18,039.24				
\$ 48.11	\$ 357,389.80	\$4,968,772.76				
\$ -	\$ -	\$0.00				
\$ -	\$ -	\$0.00				
\$ -	\$ 1.66	\$0.00				
\$ -	\$ -	\$0.00				
\$ -	\$ -	\$0.00				
\$ -	\$ -	\$0.00				
\$ -	\$ -	\$0.00				
\$ -	\$ -	\$0.00				
\$ 5.49	\$ 730.41	\$12,522.89				
\$ 5.49	\$ 2.62	\$44.86				
\$ 11.09	\$ 80.07	-\$15.93				
\$ -	\$ -	\$0.00				
\$ -	\$ -	\$0.00				
\$ 0.91	\$ 5.01	\$85.85				
\$ -	\$ -	\$0.00				
\$ -	\$ -	\$0.00				
\$ -	\$ -	\$0.00				
\$ -	\$ -	\$0.00				
\$ -	\$ -	\$0.00				
\$ 5.89	\$ 349.92	\$5,999.42				
\$ -	\$ -	\$0.00				
\$ 12.22	\$ 3,761.35	\$64,488.41				
\$ 6.06	\$ 23,565.56	\$336,993.04				

LOB	PI %	Adj	Adj PI %	Price Increase	LG	Variance	
MSW		6.13%	0.06%	6.19%	\$2,759,789	2,732,981	26,807
Recycling		14.24%	0.75%	14.99%	\$1,198,521	1,178,744	19,776
YW		6.94%	0.23%	7.17%	\$264,412	256,524	7,888

Medical		7.64%	0.27%	7.91%	\$14,272	13,817	454
Total							
\$ 0.91	\$	-			\$0.00		
\$ 9.79	\$	411.74			\$7,059.36		
\$ 17.56	\$	143.43			\$2,459.03		
\$ 15.29	\$	4.03			\$61.53		
\$ 22.86	\$	7.18			\$114.76		
\$ 28.42	\$	1,062.60			\$15,641.09		
\$ 24.53	\$	530.82			\$9,100.92		

\$1,817,739      \$25,380,889

\$ 16.31	\$	4,602.53			\$35,302.23		
\$ 10.87	\$	1,142,277.45			\$8,761,480.23		
\$ 10.87	\$	8,651.37			\$66,357.58		
\$ 6.80	\$	1,340.60			\$10,282.62		
\$ 6.38	\$	538.26			\$4,128.57		
\$ -	\$	-			\$0.00		
\$ 26.56	\$	3.46			\$26.56		
\$ 1.37	\$	32.00			\$245.45		

\$1,157,446      \$8,877,823      \$0

\$ 7.69	\$	257,280.21			\$3,845,694.80		
\$ -	\$	-			\$0.00		
\$ 24.76	\$	77.84			\$1,163.54		
\$ 2.49	\$	529.55			\$7,915.44		
\$ 5.35	\$	69.23			\$1,034.80		
\$ 5.95	\$	39.59			\$591.84		
\$ 13.66	\$	39.31			\$587.56		
\$ 1.28	\$	-			\$0.00		

\$258,036      \$3,856,988      \$0

\$ 18.86	\$	77	\$	1,232
\$ -	\$	-	\$	-
\$ -	\$	-	\$	-
\$ -	\$	-	\$	-
\$ -	\$	-	\$	-
\$ -	\$	-	\$	-
\$ -	\$	-	\$	-
\$ -	\$	-	\$	-
\$ 23.83	\$	1,096	\$	17,276
\$ 35.54	\$	2,050	\$	32,464
\$ 49.82	\$	4,003	\$	63,693
\$ 114.77	\$	546	\$	8,466
\$ 114.77	\$	27,872	\$	436,644
\$ 229.54	\$	-	\$	-
\$ 229.54	\$	908	\$	14,301
\$ 344.31	\$	1,650	\$	26,001
\$ -	\$	-	\$	-
\$ 125.02	\$	91	\$	1,497
\$ 158.91	\$	10,419	\$	162,952



LOB	PI %	Adj	Adj PI %	Price Increase	LG	Variance	
MSW	6.13%		0.06%	6.19%	\$2,759,789	2,732,981	26,807
Recycling	14.24%		0.75%	14.99%	\$1,198,521	1,178,744	19,776
YW	6.94%		0.23%	7.17%	\$264,412	256,524	7,888

Medical	7.64%		0.27%	7.91%	\$14,272	13,817	454
---------	-------	--	-------	-------	----------	--------	-----

Total							
\$ 158.91	\$	267	\$	4,027			
\$ 317.83	\$	661	\$	10,398			
\$ 476.74	\$	-	\$	-			
\$ -	\$	-	\$	-			
\$ 169.21	\$	27	\$	465			
\$ 198.41	\$	3,537	\$	55,162			
\$ 198.41	\$	70,015	\$	1,098,025			
\$ 396.83	\$	1,013	\$	16,250			
\$ 396.83	\$	33,355	\$	521,430			
\$ 595.24	\$	915	\$	14,308			
\$ 595.24	\$	13,257	\$	208,604			
\$ 793.65	\$	635	\$	8,709			
\$ 992.06	\$	2,328	\$	36,475			
\$ -	\$	-	\$	-			
\$ 208.71	\$	8,088	\$	34,140			
\$ 372.91	\$	50,839	\$	793,538			
\$ 745.83	\$	17,358	\$	271,617			
\$1,118.74	\$	3,622	\$	56,033			
\$1,491.65	\$	1,147	\$	17,927			
\$ 515.23	\$	62,637	\$	979,466			
\$1,030.45	\$	95,870	\$	1,500,992			
\$1,545.68	\$	28,255	\$	443,115			
\$2,060.92	\$	3,448	\$	54,330			
\$2,576.14	\$	11,372	\$	177,048			
\$ 121.36	\$	705	\$	10,942			
\$ -	\$	-	\$	-			
\$ 424.23	\$	327	\$	5,098			
\$ -	\$	-	\$	-			
\$ -	\$	-	\$	-			
\$ 771.57	\$	-	\$	-			
\$1,241.14	\$	967	\$	14,915			
\$1,408.94	\$	1,106	\$	16,932			
\$ 706.09	\$	554	\$	8,485			
\$ 332.51	\$	346	\$	5,643			
\$ -	\$	-	\$	-			
\$2,732.16	\$	2,118	\$	32,834			
\$3,527.09	\$	2,740	\$	42,387			
\$ -	\$	-	\$	-			
\$ 5.89	\$	28	\$	461			
\$ 28.87	\$	61	\$	983			
\$ 28.87	\$	-	\$	-			
\$ 39.08	\$	11	\$	158			
\$ 48.20	\$	135	\$	2,168			
\$ 48.20	\$	6	\$	96			
\$ 88.49	\$	157	\$	2,476			
\$ -	\$	0	\$	-			
\$ -	\$	-	\$	-			
\$ 46.42	\$	108	\$	1,857			
\$ 5.30	\$	128	\$	1,916			
\$ 28.42	\$	11,031	\$	176,590			
\$ 5.15	\$	2,068	\$	34,579			
\$ 18.49	\$	13,264	\$	50,154			
\$ 46.42	\$	553	\$	9,200			
\$ 18.30	\$	150	\$	2,510			
\$ 5.15	\$	1	\$	15			
\$ -	\$	-	\$	-			
\$ -	\$	-	\$	-			
\$ 5.47	\$	53	\$	887			
\$ 110.41	\$	752	\$	12,973			
\$ 28.42	\$	-	\$	-			
\$ -	\$	-	\$	-			



LOB	PI %	Adj	Adj PI %	Price Increase	LG	Variance	
MSW	6.13%		0.06%	6.19%	\$2,759,789	2,732,981	26,807
Recycling	14.24%		0.75%	14.99%	\$1,198,521	1,178,744	19,776
YW	6.94%		0.23%	7.17%	\$264,412	256,524	7,888

Medical	7.64%		0.27%	7.91%	\$14,272	13,817	454
---------	-------	--	-------	-------	----------	--------	-----

Total							
\$ 7.96	\$	-	\$	-			
\$ 11.13	\$	-	\$	-			
\$ -	\$	-	\$	-			
\$ -	\$	-	\$	-			
\$ -	\$	-	\$	-			
\$ 141.58	\$	35,847	\$	542,637			
\$ 283.16	\$	-	\$	-			
\$ 151.84	\$	-	\$	-			
\$ 199.20	\$	11,122	\$	166,775			
\$ 398.39	\$	958	\$	14,417			
\$ 597.58	\$	-	\$	-			
\$ 252.07	\$	35,658	\$	535,730			
\$ 504.14	\$	8,597	\$	129,267			
\$ 756.22	\$	8,269	\$	123,425			
\$ 262.37	\$	223	\$	3,102			
\$ 480.28	\$	6,203	\$	92,738			
\$ 960.57	\$	3,247	\$	47,152			
\$ 676.17	\$	18,212	\$	271,881			
\$1,352.33	\$	27,928	\$	415,220			
\$2,028.49	\$	10,559	\$	155,505			
\$2,704.66	\$	1,141	\$	19,415			
\$ -	\$	-	\$	-			
\$ 35.07	\$	4	\$	70			
\$ 48.38	\$	-	\$	-			
\$ 60.59	\$	-	\$	-			
\$ 113.28	\$	7	\$	113			
\$ 158.54	\$	-	\$	-			
\$ -	\$	-	\$	-			
\$ -	\$	-	\$	-			
\$ 4.81	\$	149	\$	2,486			
\$ 18.49	\$	898	\$	14,976			
\$ 5.89	\$	36	\$	605			
\$ -	\$	-	\$	-			
\$ 5.47	\$	90	\$	1,508			
\$ 5.33	\$	1,120	\$	17,653			
\$ 19.91	\$	207	\$	3,325			
\$ 209.49	\$	-	\$	-			
\$1,008.29	\$	1,623	\$	24,331			
		\$231,780		\$3,529,603	\$0	\$0	

\$ -	\$	-	\$	-
\$ 62.10	\$	(89)	\$	5,946
\$ 124.18	\$	(1,408)	\$	32,271
\$ 186.28	\$	-	\$	-
\$ -	\$	-	\$	-
\$ 193.74	\$	(793)	\$	19,761
\$ 387.48	\$	(3,206)	\$	73,621
\$ 581.22	\$	(1,848)	\$	40,104
\$ 774.95	\$	(337)	\$	7,750
\$ 30.02	\$	(1,067)	\$	9,037
\$ 8.62	\$	-	\$	-
\$ 16.31	\$	118	\$	784
\$ 10.87	\$	44,864	\$	299,255
\$ 0.86	\$	2,337	\$	17,927
\$ 31.05	\$	(1,381)	\$	22,339
\$ 6.52	\$	1,943	\$	36,057
\$ 13.42	\$	741	\$	5,724
\$ 20.16	\$	1,184	\$	8,978





LOB	PI %	Adj	Adj PI %	Price Increase	LG	Variance	
MSW		6.13%	0.06%	6.19%	\$2,759,789	2,732,981	26,807
Recycling		14.24%	0.75%	14.99%	\$1,198,521	1,178,744	19,776
YW		6.94%	0.23%	7.17%	\$264,412	256,524	7,888

Medical		7.64%	0.27%	7.91%	\$14,272	13,817	454
Total							

\$	-	\$	-	\$	7
\$	-	\$	-	\$	-
\$	-	\$	-	\$	-
\$	-	\$	-	\$	34,045
\$	-	\$	-	\$	-
\$	23.15	\$	92	\$	1,574
\$	-	\$	-	\$	-
\$	-	\$	-	\$	140
		<hr/>			
		\$92		\$35,766	
		<hr/>			

Building Square Footage			Number of Trucks		
Office	15,020	47%	Murrey's	110	77%
Shop	16,644	53%	DM	33	23%
	31,664			143	100%
Land Usage Square Footage					
Office	15,020				
Office Parking	18,438				
	33,458	22%			
Shop	16,644	11%			
Operations Parking	90,138	59%			
Transfer Station	11,500	8%			
<b>Total</b>	<b>151,740</b>				

Murrey's Disposal Company, Inc. American Disposal Company, Inc. FOUR-FACTOR ALLOCATION METHOD						
Description	Murrey's	American	Vashon	DM	Total	Check
A	B	C	C	D	E	
<b>Shared Facilities and Related Expenses 4-Factor Allocator</b>						
Tonnage	130,703		-	8,807	139,510	
Percentage of Tonnage	93.69%		0.00%	6.31%	100.00%	0.0%
Total Number of Customers	267,094	-	4,480	3,609	275,183	
Percentage of Customers	97.1%		1.6%	1.3%	100.0%	0.0%
Driver's Hours	4,685.23		120.29	1,059.61	5,865.13	
Percentage of Driver's Hours	79.9%		2.1%	18.1%	100.0%	0.0%
Total Company F	270.6%	0.0%	3.7%	25.7%	300.0%	
Total Company I	90.2%	0.0%	1.2%	8.6%	100.0%	
Total Murrey's a	90.2%					

Depreciation Summary

Equipment	Cost	Salvage	Depr Cost	Test Year Depr	Beginning Accum Depr 4/1/2024	Ending Accum Depr 3/31/2025	Average Investment 5/31/2022
<b>Trucks</b>							
Garbage	24,903,911	-	24,903,911	2,287,933	9,421,011	11,709,012	13,092,172
Delivery Trucks	1,002,757	-	1,002,757	78,746	516,552	595,298	407,458
TF	1,119,737	-	1,119,737	102,340	490,198	598,904	520,833
Roll-off	1,580,225	1,091	1,579,134	95,334	105,382	116,166	377,887
Grizzly	532,375	-	532,375	41,528	277,640	326,880	205,495
Recycling/YW	1,321,508	-	1,321,508	87,980	764,032	852,013	469,495
MF Recycle	11,455,893	448	11,455,445	532,146	9,629,612	10,264,111	1,191,782
Medical Waste	38,687	898	37,789	710	36,202	36,912	1,775
<b>Total Trucks</b>	<b>41,955,093</b>	<b>2,437</b>	<b>41,952,656</b>	<b>3,226,717</b>	<b>21,240,629</b>	<b>24,499,296</b>	<b>16,266,896</b>
<b>Containers:</b>							
Containers	3,297,453	-	3,297,453	182,971	1,856,600	1,953,771	1,255,889
Garbage Carts	3,914,747	-	3,914,747	320,713	2,352,141	2,686,614	1,228,133
Drop Boxes	3,646,482	-	3,646,482	140,485	2,920,768	3,064,986	581,496
Recycling (Murrey's Only)	1,292,121	-	1,292,121	2,794	1,284,520	1,291,888	233
Recycling (shared)	1,255,122	-	1,255,122	113,963	821,959	946,357	308,764
Multi-Family	73,196	-	73,196	2,616	57,284	59,900	13,297
Yard Waste	3,754,397	-	3,754,397	198,031	188,425	277,270	399,536
Automation Carts	2,389,472	-	2,389,472	-	2,361,446	2,389,472	-
<b>Total Cont, Carts,Totes</b>	<b>19,622,990</b>	<b>-</b>	<b>19,622,990</b>	<b>961,572</b>	<b>11,843,141</b>	<b>12,670,259</b>	<b>3,787,349</b>



Service Equipment	725,072	-	725,072	58,688	419,232	530,062	195,010
Shop Equipment	1,362,964	-	1,362,964	133,025	666,052	800,147	562,817
Office Equipment	184,090	-	184,090	4,484	176,400	181,488	2,602
Building	15,641,743	-	15,641,743	819,421	4,478,134	5,297,555	10,344,188
Public Recycling Drop Site	379,514	-	379,514	37,951	-	37,951	341,563
Fuel Island	992,087	-	992,087	99,209	165,780	264,989	727,099
T-Station Building	3,925,488	-	3,925,488	212,903	2,958,119	3,171,022	754,466
Recycling Bunker	710,636	-	710,636	35,532	198,386	233,918	476,718
Land - Shop/T-stn	724,910	-	724,910	-	-	-	724,910
Land - New Office	924,900	-	924,900	-	-	-	924,900
<b>Total Equipment &amp; buildi</b>	<b>25,571,404</b>	<b>-</b>	<b>25,571,404</b>	<b>1,401,212</b>	<b>9,062,103</b>	<b>10,517,131</b>	<b>15,054,272</b>
<b>Grand Total</b>	<b>87,149,486</b>	<b>2,437</b>	<b>87,147,049</b>	<b>5,589,502</b>	<b>42,145,874</b>	<b>47,686,687</b>	<b>35,108,517</b>

**Step 1: Allocate Office and Land into functional "buckets" based on Square Footage**

	Cost	Salvage	Depr	Test Year Depr	Beginning Accum Depr	Ending Accum Depr	Average Investment
Building - Office	7,419,750	-	7,419,750	388,697	2,124,229	2,512,926	4,906,825
Building - Shop	8,221,992	-	8,221,992	430,724	2,353,905	2,784,629	5,437,363
	<b>15,641,743</b>	<b>-</b>	<b>15,641,743</b>	<b>819,421</b>	<b>4,478,134</b>	<b>5,297,555</b>	<b>10,344,188</b>
Land - Office	363,776	-	363,776	-	-	-	363,776
Land - Shop	180,964	-	180,964	-	-	-	180,964
Land - Ops. Parking	980,035	-	980,035	-	-	-	980,035
Land - Transfer Station	125,035	-	125,035	-	-	-	125,035
	<b>1,649,810</b>	<b>-</b>	<b>1,649,810</b>	<b>-</b>	<b>-</b>	<b>-</b>	<b>1,649,810</b>
<b>TOTAL</b>	<b>17,291,553</b>	<b>-</b>	<b>17,291,553</b>	<b>819,421</b>	<b>4,478,134</b>	<b>5,297,555</b>	<b>11,993,998</b>

TacomaH Allocations						TacomaH Allocators				Reg/Non-Reg Allocation				Murrey's Allocators		
Murrey's		Vashon		DM Disposal		Allocator	Murrey's	Vashon	DM Disposal	Murrey's Depreciation		Murrey's Avg Investment		Allocators		
Depreciation	Average Investment	Depreciation	Average Investment	Depreciation	Average Investment					Regulated \$	Non-Regulated \$	Regulated \$	Non-Regulated \$	Allocator	Regulated %	Non-Regulated %
2,287,933	13,092,172					Actual				1,566,066	721,867	8,961,451	4,130,721	Route Hours - MSW	68%	32%
77,513	401,078			1,233	6,380	Container Count	98%	2%		53,700	23,813	277,861	123,217	Container Count	69%	31%
67,123	341,607			35,216	179,225	T Stn Tons	66%	34%		40,111	27,012	204,136	137,471	T Stn Tons	60%	40%
95,334	377,887					Actual				80,277	15,056	318,206	59,681	Route Hours - RO	84%	16%
38,907	192,522			2,622	12,973	T Stn Tons	94%	6%		23,250	15,657	115,047	77,475	T Stn Tons	60%	40%
87,980	469,495					Actual				55,612	32,368	296,767	172,728	Route Hours - Rec/YW	63%	37%
532,146	1,191,782					Actual				525,689	6,457	1,177,320	14,462	MF Rec Route Hours	99%	1%
710	1,775					Actual				710	-	1,775	-	Actual	100%	0%
<b>3,187,646</b>	<b>16,068,318</b>	<b>-</b>	<b>-</b>	<b>39,071</b>	<b>198,578</b>					<b>2,345,415</b>	<b>842,232</b>	<b>11,352,563</b>	<b>4,715,755</b>			
173,182	1,188,704	9,788	67,185	-	-	Cont Count - Containers	95%	5%	0%	102,484	70,698	703,440	485,265	Cont Count - Containers	59%	41%
320,713	1,228,133			-	-	Cont Count - MSW	100%		0%	227,406	93,307	870,825	357,309	Cont Count - MSW Cart	71%	29%
140,485	581,496			-	-	Cont Count - RO	100%		0%	112,024	28,462	463,688	117,808	Container Count - RO	80%	20%
2,794	233			-	-	Cont Count - Recycle	100%		0%	2,794	-	233	-	Cont Count - Recycle	100%	
112,073	303,643	1,890	5,121	-	-	Customer Count	98%	2%	0%	78,283	33,790	212,094	91,549	Cont Count - Recycle	70%	30%
2,616	13,297			-	-	Customer Count	100%		0%	2,480	136	12,606	690	Cont Count - MF	95%	5%
198,031	399,536			-	-	Customer Count	100%		0%	131,490	66,541	265,288	134,249	Container Count - YW	66%	34%
-	-			-	-	Murrey's Only	100%		0%	-	-	-	-	Cont Count - MSW	100%	
<b>949,894</b>	<b>3,715,043</b>	<b>11,678</b>	<b>72,306</b>	<b>-</b>	<b>-</b>					<b>656,960</b>	<b>292,933</b>	<b>2,528,173</b>	<b>1,186,870</b>			

INFORMATION IN RED BORDERS IS CONFIDENTIAL PER WAC 480-07-160


58,688	195,010			-	-	<b>Actual</b>	100%	0%	39,422	19,266	130,991	64,018	<b>Route Hours</b>	67%	33%	
106,264	449,594	2,728	11,543	24,033	101,680	<b>Route Hours</b>	80%	2%	18%	71,380	34,885	302,000	147,594	<b>Route Hours</b>	67%	33%
4,352	2,526	73	42	59	34	<b>Customer Count</b>	97%	2%	1%	3,044	1,308	1,767	759	<b>Customer Counts</b>	70%	30%
694,719	8,769,972	13,601	171,692	111,102	1,402,523	<b>See Below</b>				485,969	208,749	6,134,768	2,635,204	<b>Customer Counts</b>	70%	30%
37,951	341,563					<b>Actual</b>				26,548	11,404	238,930	102,633	<b>Customer Counts</b>	70%	30%
80,910	592,989			18,299	134,110	<b>Route Hours</b>	82%		18%	54,349	26,561	398,321	194,668	<b>Route Hours</b>	67%	33%
199,462	706,837			13,440	47,628	<b>T-stn tons</b>	94%		6%	119,194	80,268	422,389	284,448	<b>T-Stn Tons</b>	60%	40%
23,305	312,673			12,227	164,045	<b>Recycle Tons</b>	66%		34%	15,550	7,755	208,626	104,048	<b>Recycle Tons</b>	67%	33%
-	1,015,574	-	3,712	-	266,749	<b>See Below</b>				-	-	682,178	333,396	<b>Route Hours</b>	67%	33%
-	328,163	-	4,461	-	31,152	<b>See Below</b>				-	-	220,432	107,730	<b>Customer Counts</b>	67%	33%
<b>1,205,651</b>	<b>12,714,901</b>	<b>16,402</b>	<b>191,451</b>	<b>179,159</b>	<b>2,147,921</b>					<b>815,455</b>	<b>390,197</b>	<b>8,740,402</b>	<b>3,974,499</b>			
<b>5,343,191</b>	<b>32,498,262</b>	<b>28,080</b>	<b>263,757</b>	<b>218,230</b>	<b>2,346,499</b>					<b>3,817,830</b>	<b>1,525,362</b>	<b>22,621,138</b>	<b>9,877,124</b>			
		<b>Garbage</b>	<b>Recycling</b>													
<b>Vashon Avg. Investment</b>		-	-	263,757												

350,644	4,426,454	4,767	60,174	33,286	420,198	<b>4-Factor</b>	0
344,074	4,343,518	8,834	111,519	77,816	982,326	<b>Shop Hours</b>	-
-	328,163	-	4,461	-	31,152	<b>4-Factor</b>	-
-	144,559	-	3,712	-	32,693	<b>Shop Hours</b>	-
-	753,873	-	-	-	226,162	<b># of Trucks</b>	-
-	117,142	-	-	-	7,893	<b>T-stn tons</b>	-

LOB Allocation								Murrey	
Depreciaton				Average Investment				Allc	
MSW	Recycle	YW	Med Waste	MSW	Recycle	YW	Med Waste	Allocator	MSW %
1,566,066	-	-	-	8,961,451	-	-	-	Actual	100%
21,454	19,701	12,465	80	111,010	101,941	64,497	413	Container Count	40%
34,359	5,752	-	-	174,863	29,274	-	-	T Stn Tons	86%
80,277	-	-	-	318,206	-	-	-	Actual	100%
19,916	3,334	-	-	98,549	16,498	-	-	T Stn Tons	86%
-	39,263	16,349	-	-	209,522	87,245	-	Route Hours - Rec/YW	0%
-	525,689	-	-	-	1,177,320	-	-	Actual	0%
-	-	-	710	-	-	-	1,775	Actual	0%
<b>1,722,072</b>	<b>593,739</b>	<b>28,814</b>	<b>790</b>	<b>9,664,079</b>	<b>1,534,555</b>	<b>151,742</b>	<b>2,187</b>		
102,484	-	-	-	703,440	-	-	-	Actual	100%
227,406	-	-	-	870,825	-	-	-	Actual	100%
112,024	-	-	-	463,688	-	-	-	Actual	100%
-	2,794	-	-	-	233	-	-	Actual	0%
-	78,283	-	-	-	212,094	-	-	Actual	0%
2,409	71	-	-	12,244	363	-	-	Cont Count - MF	97%
-	-	131,490	-	-	-	265,288	-	Actual	0%
-	-	-	-	-	-	-	-	Actual	100%
<b>444,322</b>	<b>81,148</b>	<b>131,490</b>	<b>-</b>	<b>2,050,196</b>	<b>212,690</b>	<b>265,288</b>	<b>-</b>		

24,756	10,433	3,988	-	82,260	34,667	13,252	-	812	Route Hours	63%
44,825	18,891	7,221	244	189,651	79,924	30,553	1,872	1,872	Route Hours	63%
1,198	1,145	695	5	696	664	404	3	3	Customer Counts	39%
191,326	182,755	111,013	875	2,415,259	2,307,055	1,401,403	11,051	11,051	Customer Counts	39%
-	26,548	-	-	-	238,930	-	-	-	Actual	0%
34,130	14,383	5,498	337	250,139	105,416	40,297	2,469	2,469	Route Hours	63%
102,101	17,093	-	-	361,817	60,572	-	-	-	T-Stn Tons	86%
-	15,550	-	-	-	208,626	-	-	-	Actual	0%
-	-	-	-	428,397	180,539	69,015	4,228	4,228	Route Hours	63%
-	-	-	-	86,784	82,896	50,355	397	397	Customer Counts	39%
<b>398,337</b>	<b>286,797</b>	<b>128,416</b>	<b>1,905</b>	<b>3,815,002</b>	<b>3,299,288</b>	<b>1,605,279</b>	<b>20,832</b>	<b>20,832</b>		
<b>2,564,731</b>	<b>961,684</b>	<b>288,720</b>	<b>2,694</b>	<b>15,529,277</b>	<b>5,046,533</b>	<b>2,022,309</b>	<b>23,019</b>	<b>23,019</b>		

Murrey's Disposal  
Oct 2023 - Sept 2024  
Routed Disposal Schedule

A large black rectangular area with a red border, representing redacted content. This area covers the majority of the page below the header, indicating that the information contained within is confidential.




Journal Entry Query Tool  
v5.15

NOTE: Ctrl+Shift+J to pull data

Date Range:  
From: 2023-12  
To: 2024-11

Other Criteria  
Districts: 2111,2132,2140  
Accts: 52142  
System:  
Subsystem:

V  
A






Journal Entry Query Tool  
v5.15

NOTE: Ctrl+Shift+J to pull data

Date Range:  
From: 2023-12  
To: 2024-11

Other Criteria  
Districts: 2111,2132,2140  
Accts: 52142  
System:  
Subsystem:

V  
A




Journal Entry Query Tool  
v5.15

NOTE: Ctrl+Shift+J to pull data

Date Range:  
From: 2023-12  
To: 2024-11

Other Criteria  
Districts: 2111,2132,2140  
Accts: 52142  
System:  
Subsystem:

V  
A




Journal Entry Query Tool  
v5.15

NOTE: Ctrl+Shift+J to pull data

Date Range:  
From: 2023-12  
To: 2024-11

Other Criteria  
Districts: 2111,2132,2140  
Accts: 52142  
System:  
Subsystem:

V  
A




Journal Entry Query Tool  
v5.15

NOTE: Ctrl+Shift+J to pull data

Date Range:  
From: 2023-12  
To: 2024-11

Other Criteria  
Districts: 2111,2132,2140  
Accts: 52142  
System:  
Subsystem:

V  
A




Journal Entry Query Tool  
v5.15

NOTE: Ctrl+Shift+J to pull data

Date Range:  
From: 2023-12  
To: 2024-11

Other Criteria  
Districts: 2111,2132,2140  
Accts: 52142  
System:  
Subsystem:

V  
A




Journal Entry Query Tool  
v5.15

NOTE: Ctrl+Shift+J to pull data

Date Range:  
From: 2023-12  
To: 2024-11

Other Criteria  
Districts: 2111,2132,2140  
Accts: 52142  
System:  
Subsystem:




Journal Entry Query Tool  
v5.15

NOTE: Ctrl+Shift+J to pull data

Date Range:  
From: 2023-12  
To: 2024-11

Other Criteria  
Districts: 2111,2132,2140  
Accts: 52142  
System:  
Subsystem:

V  
A




Journal Entry Query Tool  
v5.15

NOTE: Ctrl+Shift+J to pull data

Date Range:  
From: 2023-12  
To: 2024-11

Other Criteria  
Districts: 2111,2132,2140  
Accts: 52142  
System:  
Subsystem:

V  
A






Journal Entry Query Tool  
v5.15

NOTE: Ctrl+Shift+J to pull data

Date Range:  
From: 2023-12  
To: 2024-11

Other Criteria  
Districts: 2111,2132,2140  
Accts: 52142  
System:  
Subsystem:

V  
A




Journal Entry Query Tool  
v5.15

NOTE: Ctrl+Shift+J to pull data

Date Range:  
From: 2023-12  
To: 2024-11

Other Criteria  
Districts: 2111,2132,2140  
Accts: 52142  
System:  
Subsystem:

V  
A




Journal Entry Query Tool  
v5.15

NOTE: Ctrl+Shift+J to pull data

Date Range:  
From: 2023-12  
To: 2024-11

Other Criteria  
Districts: 2111,2132,2140  
Accts: 52142  
System:  
Subsystem:



Journal Entry Query Tool

v5.15

NOTE: Ctrl+Shift+J to pull data

Date Range:  
From: 2023-12  
To: 2024-11

Other Criteria  
Districts: 2111,2132,2140  
Accts: 52142  
System:  
Subsystem:



**Journal Entry Q**

v5.15

Vendor Code: \_\_\_\_\_ Company: \_\_\_\_\_  
Account From: \_\_\_\_\_  
Amount To: \_\_\_\_\_  
Posting: All

--	--

### Journal Entry Q

v5.15

Vendor Code: \_\_\_\_\_ Company: \_\_\_\_\_  
Account From: \_\_\_\_\_  
Amount To: \_\_\_\_\_  
Posting: All

--	--

**Journal Entry Q**

v5.15

Vendor Code: \_\_\_\_\_ Company: \_\_\_\_\_  
Account From: \_\_\_\_\_  
Amount To: \_\_\_\_\_  
Posting: All

--	--

**Journal Entry Q**

v5.15

Vendor Code: \_\_\_\_\_ Company: \_\_\_\_\_  
Account From: \_\_\_\_\_  
Amount To: \_\_\_\_\_  
Posting: All

--	--



**Journal Entry Q**

v5.15

Vendor Code: \_\_\_\_\_ Company: \_\_\_\_\_  
Account From: \_\_\_\_\_  
Amount To: \_\_\_\_\_  
Posting: All

--	--

### Journal Entry Q

v5.15

Vendor Code: \_\_\_\_\_ Company: \_\_\_\_\_  
Account From: \_\_\_\_\_  
Amount To: \_\_\_\_\_  
Posting: All

--	--

**Journal Entry Q**

v5.15

Vendor Code: \_\_\_\_\_ Company: \_\_\_\_\_  
Account From: \_\_\_\_\_  
Amount To: \_\_\_\_\_  
Posting: All

--	--

**Journal Entry Q**

v5.15

Vendor Code: \_\_\_\_\_ Company: \_\_\_\_\_  
Account From: \_\_\_\_\_  
Amount To: \_\_\_\_\_  
Posting: All

--	--

### Journal Entry Q

v5.15

Vendor Code: \_\_\_\_\_ Company: \_\_\_\_\_  
Account From: \_\_\_\_\_  
Amount To: \_\_\_\_\_  
Posting: All

--	--

**Journal Entry Q**

v5.15

Vendor Code: \_\_\_\_\_ Company: \_\_\_\_\_  
Account From: \_\_\_\_\_  
Amount To: \_\_\_\_\_  
Posting: All

--	--

**Journal Entry Q**

v5.15

Vendor Code: \_\_\_\_\_ Company: \_\_\_\_\_  
Account From: \_\_\_\_\_  
Amount To: \_\_\_\_\_  
Posting: All

--	--

### Journal Entry Q

v5.15

Vendor Code: \_\_\_\_\_ Company: \_\_\_\_\_  
Account From: \_\_\_\_\_  
Amount To: \_\_\_\_\_  
Posting: All

--	--



### Journal Entry Q

v5.15


Vendor Code: \_\_\_\_\_ Company: \_\_\_\_\_  
Account From: \_\_\_\_\_  
Amount To: \_\_\_\_\_  
Posting: All

--	--

	Total Gallons	
DMR	Vashon	Murreys
[REDACTED]		

Murreys Disposal  
Payroll Summary  
October 2023-September 2024


PAYROLL SUMMARY





Murreys  
Payroll Schedule  
Test Year Ended September 2024


[Redacted]


--

A large rectangular area of the document is completely redacted with a solid black fill. This area is enclosed within a thin red border, which is the only red border present on the page. The redaction covers the majority of the page's content, leaving only the header and a few lines of text visible at the top left.








































Waste Connections, Inc.  
BS Close Report  
2023-09

Districts/Grouping: 2111,2131  
Exclude IC:

System:  
SubSystem:

(drill)

(drill)


(drill)

(drill)

(drill)

(drill)

(drill)



Waste Connections, Inc.  
BS Close Report  
2023-09

Districts/Grouping: 2111,2131  
Exclude IC:

System:  
SubSystem:

(drill)

(drill)


(drill)

(drill)

(drill)

(drill)

(drill)



Waste Connections, Inc.  
BS Close Report  
2023-09

Districts/Grouping: 2111,2131  
Exclude IC:

System:  
SubSystem:

(drill)

(drill)

(drill)

(drill)

(drill)

(drill)

(drill)



Waste Connections, Inc.  
BS Close Report  
2023-09

Districts/Grouping: 2111,2131  
Exclude IC:

System:  
SubSystem:

(drill)

(drill)


(drill)

(drill)

(drill)

(drill)

(drill)



Waste Connections, Inc.  
BS Close Report  
2024-09

Districts/Grouping: 2111,2131  
Exclude IC:

System:  
SubSystem:

(drill)

(drill)


(drill)

(drill)

(drill)

(drill)

(drill)



Waste Connections, Inc.  
BS Close Report  
2024-09

Districts/Grouping: 2111,2131  
Exclude IC:

System:  
SubSystem:

(drill)

(drill)


(drill)

(drill)

(drill)

(drill)

(drill)



Waste Connections, Inc.  
BS Close Report  
2024-09

Districts/Grouping: 2111,2131  
Exclude IC:

System:  
SubSystem:

(drill)

(drill)

(drill)

(drill)

(drill)

(drill)

(drill)





Waste Connections, Inc.  
BS Close Report  
2024-09

Districts/Grouping: 2111,2131  
Exclude IC:

System:  
SubSystem:

(drill)

(drill)


(drill)

(drill)

(drill)

(drill)

(drill)



Waste Connections, Inc.  
BS Close Report  
2023-09

Districts/Grouping: 2132  
Exclude IC:

System:  
SubSystem:

(drill)

(drill)


(drill)

(drill)

(drill)

(drill)

(drill)



Waste Connections, Inc.  
BS Close Report  
[2023-09](#)

Districts/Grouping: [2132](#)  
Exclude IC:

System:  
SubSystem:

(drill)

(drill)

(drill)

(drill)

(drill)

(drill)

(drill)



Waste Connections, Inc.  
BS Close Report  
2023-09

Districts/Grouping: 2132  
Exclude IC:

System:  
SubSystem:

(drill)

(drill)

(drill)

(drill)

(drill)

(drill)

(drill)



Waste Connections, Inc.  
BS Close Report  
[2024-09](#)

Districts/Grouping: [2132](#)  
Exclude IC:

System:  
SubSystem:

(drill)

(drill)

(drill)

(drill)

(drill)

(drill)

(drill)



Waste Connections, Inc.  
BS Close Report  
[2024-09](#)

Districts/Grouping: 2132  
Exclude IC:

System:  
SubSystem:

(drill)

(drill)

(drill)

(drill)

(drill)

(drill)

(drill)



Waste Connections, Inc.  
BS Close Report  
2024-09

Districts/Grouping: 2132  
Exclude IC:

System:  
SubSystem:

(drill)

(drill)

(drill)

(drill)

(drill)

(drill)

(drill)




Acct	AcctName	Act(-11)	Act(-10)	Act(-9)	Act(-8)	Act(-7)	Act(-6)	Act(-5)	Act(-4)	Act(-3)	Act(-2)	Act(-1)	Act
		-	-	-	-	-	-	-	-	-	-	-	-
		2023-10	2023-11	2023-12	2024-01	2024-02	2024-03	2024-04	2024-05	2024-06	2024-07	2024-08	2024-09


Waste Connections, Inc.  
BS Close Report  
2024-09


Districts/Grouping: 2140

Exclude IC:  
System:















#	FullAcct	date_applied	balance_usd	balance_cad	currencycode	Journal	pstd	journal_description	User	TypeCode	vendor_code	OneTime
Formulas												
>  FreezePanels is ready.												
OK!: ReportRange Formula OK [Action{}]												
Entries Shown Limit Setup: 10000												
Other												

### Journal Entry Query Tool

v5.15

NOTE: Ctrl+Shift+J to pull data

**Date Range:**

From: 2019-10

To: 2024-09

Districts: 2111,2131,2132,2140

Accts: 59326,59327,59328,59329

System:

Subsystem:



**Journal Entry Query Tool**

v5.15

NOTE: Ctrl+Shift+J to pull data

**Date Range:**

From: 2019-10

To: 2024-09

Districts: 2111,2131,2132,2140

Accts: 59326,59327,59328,5

System:

Subsystem:



# Journal Entry Query Tool

v5.15

NOTE: Ctrl+Shift+J to pull data

**Date Range:**

From: 2019-10


To: 2024-09

Districts: 2111,2131,2132,2140

Accts: 59326,59327,59328,5

System:

Subsystem:





# Journal Entry Query Tool

v5.15

NOTE: Ctrl+Shift+J to pull data

**Date Range:**

From: 2019-10

To: 2024-09

Districts: 2111,2131,2132,2140

Accts: 59326,59327,59328,5

System:

Subsystem:



Journal Entry Query Tool

v5.15

NOTE: Ctrl+Shift+J to pull data

Date Range:

From: 2019-10


To: 2024-09

Districts: 2111,2131,2132,2140

Accts: 59326,59327,59328,5

System:

Subsystem:



Journal Entry Query Tool

v5.15

NOTE: Ctrl+Shift+J to pull data

Date Range:

From: 2019-10


To: 2024-09

Districts: 2111,2131,2132,2140

Accts: 59326,59327,59328,5

System:

Subsystem:



Journal Entry Query Tool

v5.15

NOTE: Ctrl+Shift+J to pull data

Date Range:

From: 2019-10

To: 2024-09

Districts: 2111,2131,2132,2140

Accts: 59326,59327,59328,5

System:

Subsystem:



**Journal Entry Query Tool**

v5.15

NOTE: Ctrl+Shift+J to pull data

**Date Range:**

From: 2019-10

To: 2024-09

Districts: 2111,2131,2132,2140

Accts: 59326,59327,59328,5

System:

Subsystem:



**Journal Entry Query Tool**

v5.15

NOTE: Ctrl+Shift+J to pull data

**Date Range:**

From: 2019-10

To: 2024-09

Districts: 2111,2131,2132,2140

Accts: 59326,59327,59328,5

System:

Subsystem:



Journal Entry Query Tool

v5.15

NOTE: Ctrl+Shift+J to pull data

Date Range:

From: 2019-10

To: 2024-09

Districts: 2111,2131,2132,2140

Accts: 59326,59327,59328,5

System:

Subsystem:



Journal Entry Query Tool

v5.15

NOTE: Ctrl+Shift+J to pull data

Date Range:

From: 2019-10

To: 2024-09

Districts: 2111,2131,2132,2140

Accts: 59326,59327,59328,5

System:

Subsystem:





Journal Entry Query Tool

v5.15

NOTE: Ctrl+Shift+J to pull data

Date Range:

From: 2019-10

To: 2024-09

Districts: 2111,2131,2132,2140

Accts: 59326,59327,59328,5

System:

Subsystem:



**Journal Entry Query Tool**  
v5.15

NOTE: Ctrl+Shift+J to pull data

**Date Range:**

From: 2019-10  
To: 2024-09


**Districts:** 2111,2131,2132,2140  
**Accts:** 59326,59327,59328,59329  
**System:**  
**Subsystem:**

FullAcct	Description	date_dc	doc_desc	doc_ctrl	po_ctrl	vend_or	ticket_n	docum	documer	class_c	date_e	date_pc	amt_n	date_dt	DBase	reversinq_f	hold	fla	recurrin	repeatin	type	fla	posted	seq1_c	seq2_c	seq3_c
> jFreezePanels is ready															OK!: ReportDrill 'JE Lookup (Legs OK!:											
OK!: ReportRange Forr															OK!: ReportDrill 'JE Lookup (Kinetic) Formula OK [jAction{}]											
Entries Shown Limit S															OK!: ReportDrill 'I/C Originating JE' Formula OK [jAction{}]											
ier																										

**Journal Entry Q**

v5.15

Other Criteria	Vendor Code:	Company:
9330,59331,59341,59342,59400,59401	Amount From:	Corp
	Amount To:	
	Posting:	All




Journal Entry Q

v5.15

Other Criteria

Vendor Code:      Company: Corp  
Amount From:  
Amount To:  
Posting: All




Journal Entry Q

v5.15

Other Criteria

Vendor Code:      Company: Corp  
Amount From:  
Amount To:  
Posting: All




Journal Entry Q

v5.15

Other Criteria

Vendor Code:      Company: Corp  
Amount From:  
Amount To:  
Posting: All




Journal Entry Q

v5.15

Other Criteria

Vendor Code:      Company: Corp  
Amount From:  
Amount To:  
Posting: All




Journal Entry Q

v5.15

Other Criteria

Vendor Code:      Company: Corp  
Amount From:  
Amount To:  
Posting: All






Journal Entry Q

v5.15

Other Criteria

Vendor Code:      Company: Corp  
Amount From:  
Amount To:  
Posting: All




Journal Entry Q

v5.15

Other Criteria

Vendor Code:      Company: Corp  
Amount From:  
Amount To:  
Posting: All




Journal Entry Q

v5.15

Other Criteria

Vendor Code:      Company: Corp  
Amount From:  
Amount To:  
Posting: All




Journal Entry Q

v5.15

Other Criteria

Vendor Code:      Company: Corp  
Amount From:  
Amount To:  
Posting: All




Journal Entry Q

v5.15

Other Criteria

Vendor Code:      Company: Corp  
Amount From:  
Amount To:  
Posting: All




**Journal Entry Q**

v5.15

Other Criteria

Vendor Code:      Company: Corp  
Amount From:  
Amount To:  
Posting: All



Journal Entry Q

v5.15

Other Criteria

Vendor Code:      Company: Corp  
Amount From:  
Amount To:  
Posting: All

A large rectangular area of the page is completely redacted with a solid black fill. This area covers the majority of the page's content, including what would typically be the journal entry details. The redaction is bounded by a thin red border on the top, bottom, and right sides, and a thin black border on the left side.

FullAcct	seq4_cx staged_Staged_I Stager Staged_District	Comp: BookID FiscalYe: FiscalPe
mulas		
> jFreezePanes is ready		
OK!; ReportRange Forr		
Entries Shown Limit S		
ier		

**Journal Entry Q**

v5.15


[Redacted Content]	
--------------------	--




**Journal Entry Q**  
v5.15



**Journal Entry Q**  
v5.15




**Journal Entry Q**  
v5.15




**Journal Entry Q**  
v5.15




**Journal Entry Q**  
v5.15




**Journal Entry Q**  
v5.15



**Journal Entry Q**  
v5.15



**Journal Entry Q**  
v5.15







**Journal Entry Q**  
v5.15



**Journal Entry Q**  
v5.15



**Journal Entry Q**  
v5.15






# Journal Entry Query Tool

v5.15

NOTE: Ctrl+Shift+J to pull data

**Date Range:**  
From: 2019-10  
To: 2024-09

**Other Criteria**  
Districts: 2111,2131,2132,2140 Vendor Code: Company: Corp  
Accts: 59343,59344 Amount From:  
System: Amount To:  
Subsystem: Posting: All




Journal Entry Query Tool  
v5.15

NOTE: Ctrl+Shift+J to pull data

**Date Range:**  
From: 2019-10  
To: 2024-09

**Other Criteria**  
Districts: 2111,2131,2132,2140 Vendor Code: Company: Corp  
Accts: 59343,59344 Amount From:  
System: Amount To:  
Subsystem: Posting: All




Journal Entry Query Tool  
v5.15

NOTE: Ctrl+Shift+J to pull data

**Date Range:**  
From: 2019-10  
To: 2024-09

**Other Criteria**  
Districts: 2111,2131,2132,2140 Vendor Code: Company: Corp  
Accts: 59343,59344 Amount From:  
System: Amount To:  
Subsystem: Posting: All




Journal Entry Query Tool  
v5.15

NOTE: Ctrl+Shift+J to pull data

**Date Range:**  
From: 2019-10  
To: 2024-09

**Other Criteria**  
Districts: 2111,2131,2132,2140 Vendor Code: Company: Corp  
Accts: 59343,59344 Amount From:  
System: Amount To:  
Subsystem: Posting: All






Journal Entry Query Tool  
v5.15


NOTE: Ctrl+Shift+J to pull data

**Date Range:**  
From: 2019-10  
To: 2024-09

**Other Criteria**  
Districts: 2111,2131,2132,2140 Vendor Code: Company: Corp  
Accts: 59343,59344 Amount From:  
System: Amount To:  
Subsystem: Posting: All




**Journal Entry Q**  
v5.15




**Journal Entry Q**  
v5.15



**Journal Entry Q**  
v5.15

A large black rectangular redaction box covers the majority of the page content, obscuring all text and data that would otherwise be present in the journal entry. The box is bounded by a thin red line, which is the redaction border mentioned in the header.

**Journal Entry Q**  
v5.15



**Journal Entry Q**  
v5.15

The table content is almost entirely obscured by a large black redaction box. Only a few small white rectangular areas are visible at the bottom left corner, suggesting the presence of a table structure with columns and rows.

#	FullAcct	date_applied	balance_usd	balance_ca	currencycoc	Journal	pstd	journal_descri	User	TypeCode	vendor_code	OneTime
Formulas												
>  FreezePanels is ready.												
OK!: ReportRange Formula OK [Action{}]												
Entries Shown Limit Setup: 10000												
Other												

**Journal Entry Query Tool**

NOTE: Ctrl+Shift+J to pull data


v5.15



**Journal Entry Query Tool**

NOTE: Ctrl+Shift+J to pull data

v5.15






**Journal Entry Query Tool**

NOTE: Ctrl+Shift+J to pull data


v5.15



**Journal Entry Query Tool**

NOTE: Ctrl+Shift+J to pull data

v5.15



**Journal Entry Query Tool**

NOTE: Ctrl+Shift+J to pull data


v5.15



**Journal Entry Query Tool**

NOTE: Ctrl+Shift+J to pull data

v5.15



**Journal Entry Query Tool**

NOTE: Ctrl+Shift+J to pull data

v5.15



**Journal Entry Query Tool**

NOTE: Ctrl+Shift+J to pull data


v5.15



**Journal Entry Query Tool**

NOTE: Ctrl+Shift+J to pull data


v5.15



**Journal Entry Query Tool**

NOTE: Ctrl+Shift+J to pull data

v5.15






**Journal Entry Query Tool**

NOTE: Ctrl+Shift+J to pull data


v5.15



**Journal Entry Query Tool**

NOTE: Ctrl+Shift+J to pull data

v5.15



**Journal Entry Query Tool**

NOTE: Ctrl+Shift+J to pull data


v5.15



**Journal Entry Query Tool**

NOTE: Ctrl+Shift+J to pull data


v5.15



**Journal Entry Query Tool**

v5.15

NOTE: Ctrl+Shift+J to pull data



FullAcct	Description	date_doc	doc_de	doc_ctr	n_po_ctr	nun_vend_or	ticket_docu	document_	class	cr_date	e_date	pc_amt_net	date_due	DBase	reversi	hold_fl	recurring	fi
> jFreezePanels is ready																		
OK!: ReportRange Form																		
OK!: ReportDrill 'JE Lookup (Legacy)'   OK!: ReportDrill 'For AP Query P OK!: ReportDrill 'JE Staged/Unposted Details' Formula OK [jAction{}]																		
OK!: ReportDrill 'JE Lookup (Kinetic)' Formula OK [jAction{}]																		
OK!: ReportDrill '1/C Originating JE' Formula OK [jAction{}]																		


**Journal Entry Q**

v5.15




**Journal Entry Q**

v5.15



**Journal Entry Q**


v5.15






**Journal Entry Q**

v5.15




**Journal Entry Q**

v5.15




**Journal Entry Q**

v5.15




**Journal Entry Q**

v5.15




**Journal Entry Q**

v5.15




**Journal Entry Q**

v5.15




**Journal Entry Q**

v5.15



**Journal Entry Q**


v5.15






**Journal Entry Q**

v5.15




**Journal Entry Q**

v5.15




**Journal Entry Q**

v5.15



**Journal Entry Q**

v5.15



FullAcct                    repeatir type\_fl posted seg1\_code seg2\_cx seq3\_r seq4\_staged\_refC Staged\_StageC Staged\_District    Company    BookID    Fiscal\    FiscalPeriod  
mulas  
> jFreezePanels is ready  
OK!; ReportRange Form  
Entries Shown Limit S  
ier

**Journal Entry Q**

v5.15



**Journal Entry Q**

v5.15



**Journal Entry Q**

v5.15



**Journal Entry Q**

v5.15





**Journal Entry Q**

v5.15



**Journal Entry Q**

v5.15



**Journal Entry Q**

v5.15



**Journal Entry Q**

v5.15



**Journal Entry Q**

v5.15



**Journal Entry Q**

v5.15



**Journal Entry Q**

v5.15



**Journal Entry Q**

v5.15





**Journal Entry Q**

v5.15



**Journal Entry Q**


v5.15




**Journal Entry Q**

v5.15











#	FullAcct	date_applied	balance_usd	balance_c	currency	Journal	pstd	journal_desc	User	TypeCode	vendor_OneTime	Description	date_doc	doc_desc	doc_ctrl_r
Formulas															
	>  FreezePanels is ready.													OK!: Repe	
	OK!: ReportRange Formula OK [Action{}]													OK!: Repe	
	Entries Shown Limit Setup:		10000												OK!: Repe
Other															

**Journal Entry Query Tool**

NOTE: Ctrl+Shift+J to pull data

v5.15





**Journal Entry Query Tool**

v5.15

NOTE: Ctrl+Shift+J to pull data



**Journal Entry Query Tool**

v5.15

NOTE: Ctrl+Shift+J to pull data



**Journal Entry Query Tool**

v5.15

NOTE: Ctrl+Shift+J to pull data



**Journal Entry Query Tool**

v5.15

NOTE: Ctrl+Shift+J to pull data



**Journal Entry Query Tool**

v5.15

NOTE: Ctrl+Shift+J to pull data



**Journal Entry Query Tool**

v5.15

NOTE: Ctrl+Shift+J to pull data



**Journal Entry Query Tool**

v5.15

NOTE: Ctrl+Shift+J to pull data



**Journal Entry Query Tool**

NOTE: Ctrl+Shift+J to pull data

v5.15





**Journal Entry Query Tool**

v5.15

NOTE: Ctrl+Shift+J to pull data



**Journal Entry Query Tool**

v5.15

NOTE: Ctrl+Shift+J to pull data



**Journal Entry Query Tool**

v5.15

NOTE: Ctrl+Shift+J to pull data



**Journal Entry Query Tool**

NOTE: Ctrl+Shift+J to pull data

v5.15



**Journal Entry Query Tool**

NOTE: Ctrl+Shift+J to pull data

v5.15



**Journal Entry Query Tool**

v5.15

NOTE: Ctrl+Shift+J to pull data



**Journal Entry Query Tool**

v5.15

NOTE: Ctrl+Shift+J to pull data



**Journal Entry Query Tool**

v5.15

NOTE: Ctrl+Shift+J to pull data





**Journal Entry Query Tool**

NOTE: Ctrl+Shift+J to pull data

v5.15



**Journal Entry Query Tool**

v5.15


NOTE: Ctrl+Shift+J to pull data



**Journal Entry Query Tool**

NOTE: Ctrl+Shift+J to pull data

v5.15



**Journal Entry Query Tool**

NOTE: Ctrl+Shift+J to pull data

v5.15



**Journal Entry Query Tool**

v5.15

NOTE: Ctrl+Shift+J to pull data



**Journal Entry Query Tool**

v5.15

NOTE: Ctrl+Shift+J to pull data



**Journal Entry Query Tool**

v5.15

NOTE: Ctrl+Shift+J to pull data



**Journal Entry Query Tool**

v5.15

NOTE: Ctrl+Shift+J to pull data






**Journal Entry Query Tool**

NOTE: Ctrl+Shift+J to pull data

v5.15



**Journal Entry Query Tool**

v5.15


NOTE: Ctrl+Shift+J to pull data



**Journal Entry Query Tool**

NOTE: Ctrl+Shift+J to pull data


v5.15



**Journal Entry Query Tool**

NOTE: Ctrl+Shift+J to pull data

v5.15



**Journal Entry Query Tool**

v5.15

NOTE: Ctrl+Shift+J to pull data



**Journal Entry Query Tool**

v5.15

NOTE: Ctrl+Shift+J to pull data



**Journal Entry Query Tool**

v5.15

NOTE: Ctrl+Shift+J to pull data



**Journal Entry Query Tool**

v5.15

NOTE: Ctrl+Shift+J to pull data





**Journal Entry Query Tool**

v5.15

NOTE: Ctrl+Shift+J to pull data



**Journal Entry Query Tool**

v5.15

NOTE: Ctrl+Shift+J to pull data



**Journal Entry Query Tool**

v5.15

NOTE: Ctrl+Shift+J to pull data



**Journal Entry Query Tool**

v5.15

NOTE: Ctrl+Shift+J to pull data



**Journal Entry Query Tool**

v5.15

NOTE: Ctrl+Shift+J to pull data



**Journal Entry Query Tool**

v5.15

NOTE: Ctrl+Shift+J to pull data



**Journal Entry Query Tool**

v5.15

NOTE: Ctrl+Shift+J to pull data



**Journal Entry Query Tool**

v5.15

NOTE: Ctrl+Shift+J to pull data





**Journal Entry Query Tool**

v5.15

NOTE: Ctrl+Shift+J to pull data



**Journal Entry Query Tool**

NOTE: Ctrl+Shift+J to pull data

v5.15



**Journal Entry Query Tool**

v5.15

NOTE: Ctrl+Shift+J to pull data



**Journal Entry Query Tool**

v5.15

NOTE: Ctrl+Shift+J to pull data



**Journal Entry Query Tool**

v5.15

NOTE: Ctrl+Shift+J to pull data



**Journal Entry Query Tool**

v5.15

NOTE: Ctrl+Shift+J to pull data



**Journal Entry Query Tool**

v5.15

NOTE: Ctrl+Shift+J to pull data



**Journal Entry Query Tool**

v5.15

NOTE: Ctrl+Shift+J to pull data





**Journal Entry Query Tool**

v5.15

NOTE: Ctrl+Shift+J to pull data



**Journal Entry Query Tool**

NOTE: Ctrl+Shift+J to pull data

v5.15



**Journal Entry Query Tool**

v5.15

NOTE: Ctrl+Shift+J to pull data



**Journal Entry Query Tool**

v5.15


NOTE: Ctrl+Shift+J to pull data



**Journal Entry Query Tool**

NOTE: Ctrl+Shift+J to pull data

v5.15



**Journal Entry Query Tool**

v5.15

NOTE: Ctrl+Shift+J to pull data



**Journal Entry Query Tool**

v5.15

NOTE: Ctrl+Shift+J to pull data



**Journal Entry Query Tool**

NOTE: Ctrl+Shift+J to pull data

v5.15





**Journal Entry Query Tool**

v5.15

NOTE: Ctrl+Shift+J to pull data



**Journal Entry Query Tool**

v5.15


NOTE: Ctrl+Shift+J to pull data



**Journal Entry Query Tool**

NOTE: Ctrl+Shift+J to pull data

v5.15



**Journal Entry Query Tool**

v5.15

NOTE: Ctrl+Shift+J to pull data



**Journal Entry Query Tool**

v5.15

NOTE: Ctrl+Shift+J to pull data



**Journal Entry Query Tool**

v5.15


NOTE: Ctrl+Shift+J to pull data



**Journal Entry Query Tool**

NOTE: Ctrl+Shift+J to pull data

v5.15



**Journal Entry Query Tool**

v5.15

NOTE: Ctrl+Shift+J to pull data





**Journal Entry Query Tool**

v5.15


NOTE: Ctrl+Shift+J to pull data



**Journal Entry Query Tool**

NOTE: Ctrl+Shift+J to pull data


v5.15



**Journal Entry Query Tool**

NOTE: Ctrl+Shift+J to pull data

v5.15



**Journal Entry Query Tool**

v5.15

NOTE: Ctrl+Shift+J to pull data



**Journal Entry Query Tool**

v5.15

NOTE: Ctrl+Shift+J to pull data



**Journal Entry Query Tool**

v5.15

NOTE: Ctrl+Shift+J to pull data



**Journal Entry Query Tool**

v5.15

NOTE: Ctrl+Shift+J to pull data



**Journal Entry Query Tool**

v5.15

NOTE: Ctrl+Shift+J to pull data





**Journal Entry Query Tool**

v5.15

NOTE: Ctrl+Shift+J to pull data



**Journal Entry Query Tool**

v5.15

NOTE: Ctrl+Shift+J to pull data



**Journal Entry Query Tool**

v5.15

NOTE: Ctrl+Shift+J to pull data



**Journal Entry Query Tool**

v5.15

NOTE: Ctrl+Shift+J to pull data



**Journal Entry Query Tool**

v5.15


NOTE: Ctrl+Shift+J to pull data



**Journal Entry Query Tool**

v5.15

NOTE: Ctrl+Shift+J to pull data



**Journal Entry Query Tool**

v5.15


NOTE: Ctrl+Shift+J to pull data



**Journal Entry Query Tool**

NOTE: Ctrl+Shift+J to pull data

v5.15





**Journal Entry Query Tool**

v5.15

NOTE: Ctrl+Shift+J to pull data



**Journal Entry Query Tool**

v5.15

NOTE: Ctrl+Shift+J to pull data



**Journal Entry Query Tool**

v5.15


NOTE: Ctrl+Shift+J to pull data



**Journal Entry Query Tool**

NOTE: Ctrl+Shift+J to pull data

v5.15



**Journal Entry Query Tool**

v5.15

NOTE: Ctrl+Shift+J to pull data



**Journal Entry Query Tool**

v5.15

NOTE: Ctrl+Shift+J to pull data



**Journal Entry Query Tool**

v5.15


NOTE: Ctrl+Shift+J to pull data



**Journal Entry Query Tool**

NOTE: Ctrl+Shift+J to pull data

v5.15






**Journal Entry Query Tool**

NOTE: Ctrl+Shift+J to pull data

v5.15



**Journal Entry Query Tool**

v5.15


NOTE: Ctrl+Shift+J to pull data



**Journal Entry Query Tool**

NOTE: Ctrl+Shift+J to pull data

v5.15



**Journal Entry Query Tool**

v5.15


NOTE: Ctrl+Shift+J to pull data



**Journal Entry Query Tool**

NOTE: Ctrl+Shift+J to pull data

v5.15



**Journal Entry Query Tool**

NOTE: Ctrl+Shift+J to pull data


v5.15



**Journal Entry Query Tool**

NOTE: Ctrl+Shift+J to pull data

v5.15



**Journal Entry Query Tool**

v5.15

NOTE: Ctrl+Shift+J to pull data





**Journal Entry Query Tool**

v5.15

NOTE: Ctrl+Shift+J to pull data



**Journal Entry Query Tool**

v5.15

NOTE: Ctrl+Shift+J to pull data



**Journal Entry Query Tool**

v5.15

NOTE: Ctrl+Shift+J to pull data



**Journal Entry Query Tool**

v5.15

NOTE: Ctrl+Shift+J to pull data



**Journal Entry Query Tool**

v5.15

NOTE: Ctrl+Shift+J to pull data



**Journal Entry Query Tool**

v5.15

NOTE: Ctrl+Shift+J to pull data



**Journal Entry Query Tool**

v5.15

NOTE: Ctrl+Shift+J to pull data



**Journal Entry Query Tool**

v5.15

NOTE: Ctrl+Shift+J to pull data





**Journal Entry Query Tool**

NOTE: Ctrl+Shift+J to pull data

v5.15



**Journal Entry Query Tool**

v5.15

NOTE: Ctrl+Shift+J to pull data



**Journal Entry Query Tool**

v5.15

NOTE: Ctrl+Shift+J to pull data



**Journal Entry Query Tool**

v5.15

NOTE: Ctrl+Shift+J to pull data



**Journal Entry Query Tool**

v5.15

NOTE: Ctrl+Shift+J to pull data



**Journal Entry Query Tool**

v5.15


NOTE: Ctrl+Shift+J to pull data



**Journal Entry Query Tool**

NOTE: Ctrl+Shift+J to pull data

v5.15



**Journal Entry Query Tool**

v5.15

NOTE: Ctrl+Shift+J to pull data






**Journal Entry Query Tool**

NOTE: Ctrl+Shift+J to pull data

v5.15



**Journal Entry Query Tool**

v5.15

NOTE: Ctrl+Shift+J to pull data



**Journal Entry Query Tool**

NOTE: Ctrl+Shift+J to pull data

v5.15



**Journal Entry Query Tool**

v5.15

NOTE: Ctrl+Shift+J to pull data



**Journal Entry Query Tool**

v5.15

NOTE: Ctrl+Shift+J to pull data



**Journal Entry Query Tool**

v5.15

NOTE: Ctrl+Shift+J to pull data



**Journal Entry Query Tool**

v5.15


NOTE: Ctrl+Shift+J to pull data



**Journal Entry Query Tool**

NOTE: Ctrl+Shift+J to pull data

v5.15





**Journal Entry Query Tool**

v5.15

NOTE: Ctrl+Shift+J to pull data



**Journal Entry Query Tool**

NOTE: Ctrl+Shift+J to pull data

v5.15



**Journal Entry Query Tool**

v5.15

NOTE: Ctrl+Shift+J to pull data



**Journal Entry Query Tool**

v5.15

NOTE: Ctrl+Shift+J to pull data



**Journal Entry Query Tool**

v5.15

NOTE: Ctrl+Shift+J to pull data



**Journal Entry Query Tool**

NOTE: Ctrl+Shift+J to pull data


v5.15



**Journal Entry Query Tool**

NOTE: Ctrl+Shift+J to pull data

v5.15



**Journal Entry Query Tool**

v5.15

NOTE: Ctrl+Shift+J to pull data





**Journal Entry Query Tool**

NOTE: Ctrl+Shift+J to pull data

v5.15



**Journal Entry Query Tool**

v5.15

NOTE: Ctrl+Shift+J to pull data



**Journal Entry Query Tool**

v5.15

NOTE: Ctrl+Shift+J to pull data



**Journal Entry Query Tool**

v5.15

NOTE: Ctrl+Shift+J to pull data



**Journal Entry Query Tool**

v5.15

NOTE: Ctrl+Shift+J to pull data



**Journal Entry Query Tool**

v5.15

NOTE: Ctrl+Shift+J to pull data



**Journal Entry Query Tool**

NOTE: Ctrl+Shift+J to pull data

v5.15



**Journal Entry Query Tool**

v5.15

NOTE: Ctrl+Shift+J to pull data





**Journal Entry Query Tool**

v5.15

NOTE: Ctrl+Shift+J to pull data



**Journal Entry Query Tool**

NOTE: Ctrl+Shift+J to pull data

v5.15



**Journal Entry Query Tool**

v5.15

NOTE: Ctrl+Shift+J to pull data



**Journal Entry Query Tool**

v5.15

NOTE: Ctrl+Shift+J to pull data



**Journal Entry Query Tool**

v5.15

NOTE: Ctrl+Shift+J to pull data



**Journal Entry Query Tool**

NOTE: Ctrl+Shift+J to pull data

v5.15



**Journal Entry Query Tool**

v5.15

NOTE: Ctrl+Shift+J to pull data



**Journal Entry Query Tool**

v5.15

NOTE: Ctrl+Shift+J to pull data





**Journal Entry Query Tool**

v5.15


NOTE: Ctrl+Shift+J to pull data



**Journal Entry Query Tool**

NOTE: Ctrl+Shift+J to pull data

v5.15



**Journal Entry Query Tool**

v5.15

NOTE: Ctrl+Shift+J to pull data



**Journal Entry Query Tool**

v5.15

NOTE: Ctrl+Shift+J to pull data



**Journal Entry Query Tool**

v5.15

NOTE: Ctrl+Shift+J to pull data



**Journal Entry Query Tool**

v5.15

NOTE: Ctrl+Shift+J to pull data



**Journal Entry Query Tool**

v5.15

NOTE: Ctrl+Shift+J to pull data



**Journal Entry Query Tool**

v5.15

NOTE: Ctrl+Shift+J to pull data





**Journal Entry Query Tool**

v5.15

NOTE: Ctrl+Shift+J to pull data



**Journal Entry Query Tool**

v5.15

NOTE: Ctrl+Shift+J to pull data



**Journal Entry Query Tool**

v5.15

NOTE: Ctrl+Shift+J to pull data



**Journal Entry Query Tool**

v5.15

NOTE: Ctrl+Shift+J to pull data



**Journal Entry Query Tool**

NOTE: Ctrl+Shift+J to pull data

v5.15



**Journal Entry Query Tool**

v5.15

NOTE: Ctrl+Shift+J to pull data



**Journal Entry Query Tool**

v5.15

NOTE: Ctrl+Shift+J to pull data



**Journal Entry Query Tool**

v5.15

NOTE: Ctrl+Shift+J to pull data





**Journal Entry Query Tool**

v5.15

NOTE: Ctrl+Shift+J to pull data



**Journal Entry Query Tool**

NOTE: Ctrl+Shift+J to pull data

v5.15



**Journal Entry Query Tool**

v5.15

NOTE: Ctrl+Shift+J to pull data



**Journal Entry Query Tool**

v5.15

NOTE: Ctrl+Shift+J to pull data



**Journal Entry Query Tool**

v5.15

NOTE: Ctrl+Shift+J to pull data



**Journal Entry Query Tool**

v5.15

NOTE: Ctrl+Shift+J to pull data



**Journal Entry Query Tool**

v5.15

NOTE: Ctrl+Shift+J to pull data



**Journal Entry Query Tool**

v5.15

NOTE: Ctrl+Shift+J to pull data





**Journal Entry Query Tool**

v5.15

NOTE: Ctrl+Shift+J to pull data



**Journal Entry Query Tool**

v5.15


NOTE: Ctrl+Shift+J to pull data



**Journal Entry Query Tool**

NOTE: Ctrl+Shift+J to pull data

v5.15



**Journal Entry Query Tool**

NOTE: Ctrl+Shift+J to pull data

v5.15



**Journal Entry Query Tool**

v5.15

NOTE: Ctrl+Shift+J to pull data



**Journal Entry Query Tool**

v5.15

NOTE: Ctrl+Shift+J to pull data



**Journal Entry Query Tool**

NOTE: Ctrl+Shift+J to pull data

v5.15



**Journal Entry Query Tool**

v5.15

NOTE: Ctrl+Shift+J to pull data





**Journal Entry Query Tool**

v5.15

NOTE: Ctrl+Shift+J to pull data



**Journal Entry Query Tool**

v5.15

NOTE: Ctrl+Shift+J to pull data



**Journal Entry Query Tool**

NOTE: Ctrl+Shift+J to pull data

v5.15



**Journal Entry Query Tool**

v5.15

NOTE: Ctrl+Shift+J to pull data



**Journal Entry Query Tool**

v5.15

NOTE: Ctrl+Shift+J to pull data



**Journal Entry Query Tool**

v5.15

NOTE: Ctrl+Shift+J to pull data



**Journal Entry Query Tool**

v5.15

NOTE: Ctrl+Shift+J to pull data



**Journal Entry Query Tool**

v5.15

NOTE: Ctrl+Shift+J to pull data





**Journal Entry Query Tool**

NOTE: Ctrl+Shift+J to pull data

v5.15



**Journal Entry Query Tool**

NOTE: Ctrl+Shift+J to pull data

v5.15



**Journal Entry Query Tool**

v5.15

NOTE: Ctrl+Shift+J to pull data



**Journal Entry Query Tool**

v5.15

NOTE: Ctrl+Shift+J to pull data



**Journal Entry Query Tool**

v5.15

NOTE: Ctrl+Shift+J to pull data



**Journal Entry Query Tool**

v5.15

NOTE: Ctrl+Shift+J to pull data



**Journal Entry Query Tool**

NOTE: Ctrl+Shift+J to pull data

v5.15



**Journal Entry Query Tool**

NOTE: Ctrl+Shift+J to pull data

v5.15





**Journal Entry Query Tool**

v5.15

NOTE: Ctrl+Shift+J to pull data



**Journal Entry Query Tool**

v5.15


NOTE: Ctrl+Shift+J to pull data



**Journal Entry Query Tool**

NOTE: Ctrl+Shift+J to pull data

v5.15



**Journal Entry Query Tool**

v5.15

NOTE: Ctrl+Shift+J to pull data



**Journal Entry Query Tool**

NOTE: Ctrl+Shift+J to pull data

v5.15



**Journal Entry Query Tool**

NOTE: Ctrl+Shift+J to pull data


v5.15



**Journal Entry Query Tool**

NOTE: Ctrl+Shift+J to pull data

v5.15



**Journal Entry Query Tool**

NOTE: Ctrl+Shift+J to pull data

v5.15






**Journal Entry Query Tool**

NOTE: Ctrl+Shift+J to pull data


v5.15



**Journal Entry Query Tool**

NOTE: Ctrl+Shift+J to pull data

v5.15



**Journal Entry Query Tool**

v5.15


NOTE: Ctrl+Shift+J to pull data



**Journal Entry Query Tool**

NOTE: Ctrl+Shift+J to pull data

v5.15



**Journal Entry Query Tool**

v5.15

NOTE: Ctrl+Shift+J to pull data



**Journal Entry Query Tool**

v5.15

NOTE: Ctrl+Shift+J to pull data



**Journal Entry Query Tool**

v5.15

NOTE: Ctrl+Shift+J to pull data



**Journal Entry Query Tool**

v5.15

NOTE: Ctrl+Shift+J to pull data





**Journal Entry Query Tool**

v5.15

NOTE: Ctrl+Shift+J to pull data



**Journal Entry Query Tool**

v5.15

NOTE: Ctrl+Shift+J to pull data



**Journal Entry Query Tool**

v5.15

NOTE: Ctrl+Shift+J to pull data



**Journal Entry Query Tool**

NOTE: Ctrl+Shift+J to pull data

v5.15



**Journal Entry Query Tool**

v5.15

NOTE: Ctrl+Shift+J to pull data



**Journal Entry Query Tool**

v5.15

NOTE: Ctrl+Shift+J to pull data



**Journal Entry Query Tool**

v5.15

NOTE: Ctrl+Shift+J to pull data



**Journal Entry Query Tool**

v5.15

NOTE: Ctrl+Shift+J to pull data





**Journal Entry Query Tool**

v5.15

NOTE: Ctrl+Shift+J to pull data



**Journal Entry Query Tool**

v5.15

NOTE: Ctrl+Shift+J to pull data



**Journal Entry Query Tool**

v5.15

NOTE: Ctrl+Shift+J to pull data



**Journal Entry Query Tool**

v5.15


NOTE: Ctrl+Shift+J to pull data



**Journal Entry Query Tool**

NOTE: Ctrl+Shift+J to pull data

v5.15



**Journal Entry Query Tool**

v5.15

NOTE: Ctrl+Shift+J to pull data



**Journal Entry Query Tool**

NOTE: Ctrl+Shift+J to pull data


v5.15



**Journal Entry Query Tool**

v5.15

NOTE: Ctrl+Shift+J to pull data






**Journal Entry Query Tool**  
v5.15

NOTE: Ctrl+Shift+J to pull data

Date Range:

Other Criteria




**Journal Entry Query Tool**  
v5.15

NOTE: Ctrl+Shift+J to pull data

Date Range:

Other Criteria




**Journal Entry Query Tool**  
v5.15

NOTE: Ctrl+Shift+J to pull data

Date Range:

Other Criteria




**Journal Entry Query Tool**  
v5.15

NOTE: Ctrl+Shift+J to pull data

Date Range:

Other Criteria




**Journal Entry Query Tool**  
v5.15

NOTE: Ctrl+Shift+J to pull data

Date Range:

Other Criteria




**Journal Entry Query Tool**  
v5.15

NOTE: Ctrl+Shift+J to pull data

Date Range:

Other Criteria




**Journal Entry Query Tool**  
v5.15

NOTE: Ctrl+Shift+J to pull data

Date Range:

Other Criteria




**Journal Entry Query Tool**  
v5.15

NOTE: Ctrl+Shift+J to pull data

Date Range:

Other Criteria





**Journal Entry Query Tool**  
v5.15


NOTE: Ctrl+Shift+J to pull data

Date Range:


Other Criteria

The image shows a large black rectangular area representing redacted data. On the left side of this area, there is a white rectangular area, likely representing a search or filter input field. The entire content area is enclosed in a red border, which is noted in the header as being confidential.


**Journal Entry Q**  
v5.15




**Journal Entry Q**  
v5.15




**Journal Entry Q**  
v5.15




**Journal Entry Q**  
v5.15




**Journal Entry Q**  
v5.15



**Journal Entry Q**  
v5.15




**Journal Entry Q**  
v5.15





**Journal Entry Q**  
v5.15





**Journal Entry Query Tool**

v5.15


NOTE: Ctrl+Shift+J to pull data



**Journal Entry Query Tool**

v5.15


NOTE: Ctrl+Shift+J to pull data



**Journal Entry Query Tool**

v5.15


NOTE: Ctrl+Shift+J to pull data



**Journal Entry Query Tool**


v5.15

NOTE: Ctrl+Shift+J to pull data




**Journal Entry Query Tool**

v5.15



**Journal Entry Query Tool**


v5.15






**Journal Entry Query Tool**

v5.15




**Journal Entry Query Tool**

v5.15




**Journal Entry Query Tool**

v5.15




**Journal Entry Query Tool**

v5.15




**Journal Entry Query Tool**

v5.15



**Journal Entry Query Tool**

v5.15




The image shows a large black rectangular area, likely representing redacted content, framed by a red border. The area is divided into two vertical columns by a white line. The left column is significantly narrower than the right column. The text 'Journal Entry Query Tool' and 'v5.15' is visible in the top left corner of the page, above the redacted area.

**Journal Entry Query Tool**  
v5.15

NOTE: Ctrl+Shift+J to pull data

Date Range:

From:  
To:




**Journal Entry Query Tool**  
v5.15

NOTE: Ctrl+Shift+J to pull data

Date Range:

From:  
To:






**Journal Entry Query Tool**  
v5.15

NOTE: Ctrl+Shift+J to pull data

Date Range:

From:  
To:




**Journal Entry Query Tool**  
v5.15

NOTE: Ctrl+Shift+J to pull data

Date Range:

From:  
To:




**Journal Entry Query Tool**  
v5.15

NOTE: Ctrl+Shift+J to pull data

Date Range:

From:  
To:




**Journal Entry Query Tool**  
v5.15

NOTE: Ctrl+Shift+J to pull data

Date Range:

From:  
To:




**Journal Entry Query Tool**  
v5.15

NOTE: Ctrl+Shift+J to pull data

Date Range:

From:  
To:



**Journal Entry Query Tool**  
v5.15

NOTE: Ctrl+Shift+J to pull data

Date Range:

From:  
To:


The table content is almost entirely obscured by a large black redaction box. A white rectangular area is visible on the left side of the table, and a single horizontal line is visible near the bottom right corner of the table area.

Journal Entry Query Tool

v5.15

2023-10  
2024-09

**Other Criteria**  
Districts: 2111,2132,2140  
Accts: 41201  
Vendor Code:  
Amount From:  
System:  
Subsystem:  
Amount To:  
Posting: All  
Company:



### Journal Entry Query Tool

v5.15

2023-10  
2024-09

**Other Criteria**  
Districts: 2111,2132,2140  
Accts: 41201  
Vendor Code: Company:  
Amount From:  
System: Amount To:  
Subsystem: Posting: All





### Journal Entry Query Tool

v5.15

2023-10  
2024-09

**Other Criteria**  
Districts: 2111,2132,2140  
Accts: 41201  
Vendor Code: Company:  
Amount From:  
System: Amount To:  
Subsystem: Posting: All



Journal Entry Query Tool

v5.15

2023-10  
2024-09

**Other Criteria**  
Districts: 2111,2132,2140  
Accts: 41201  
Vendor Code: Company:  
Amount From:  
System: Amount To:  
Subsystem: Posting: All



Journal Entry Query Tool

v5.15

2023-10  
2024-09

**Other Criteria**  
Districts: 2111,2132,2140  
Accts: 41201  
Vendor Code:  
Amount From:  
System:  
Subsystem:  
Amount To:  
Posting: All  
Company:



Journal Entry Query Tool

v5.15

2023-10  
2024-09

**Other Criteria**  
Districts: 2111,2132,2140  
Accts: 41201  
Vendor Code: Company:  
Amount From:  
System: Amount To:  
Subsystem: Posting: All



Journal Entry Query Tool


v5.15

2023-10  
2024-09

Districts: 2111,2132,2140  
Accts: 41201  
System:  
Subsystem:

Other Criteria

Vendor Code:  
Amount From:  
Amount To:  
Posting: All  
Company:




Journal Entry Query Tool

v5.15

2023-10  
2024-09


**Other Criteria**  
Districts: 2111,2132,2140  
Accts: 41201  
Vendor Code:  
Amount From:  
System:  
Amount To:  
Subsystem:  
Posting: All  
Company:



**Journal Entry Query Tool**

v5.15

Corp




**Journal Entry Query Tool**

v5.15




Corp






**Journal Entry Query Tool**  
v5.15

  
Corp




**Journal Entry Query Tool**  
v5.15

Corp



**Journal Entry Query Tool**  
v5.15


  
Corp



**Journal Entry Query Tool**

v5.15

Corp



**Journal Entry Query Tool**  
v5.15

Corp




**Journal Entry Query Tool**


v5.15

  
Corp


**Journal Entry Query Tool**  
v5.15




**Journal Entry Query Tool**  
v5.15







**Journal Entry Query Tool**  
v5.15




**Journal Entry Query Tool**  
v5.15



**Journal Entry Query Tool**  
v5.15



**Journal Entry Query Tool**  
v5.15



**Journal Entry Query Tool**  
v5.15



**Journal Entry Query Tool**  
v5.15



**Journal Entry Query Tool**  
v5.15



**Journal Entry Query Tool**  
v5.15





**Journal Entry Query Tool**  
v5.15



**Journal Entry Query Tool**  
v5.15



**Journal Entry Query Tool**  
v5.15




**Journal Entry Query Tool**  
v5.15



**Journal Entry Query Tool**  
v5.15




**Journal Entry Query Tool**  
v5.15



**Journal Entry Query Tool**  
v5.15

NOTE: Ctrl+Shift+J to pull data


Date Range:



**Journal Entry Query Tool**  
v5.15

NOTE: Ctrl+Shift+J to pull data

Date Range:






**Journal Entry Query Tool**  
v5.15

NOTE: Ctrl+Shift+J to pull data

Date Range:



**Journal Entry Query Tool**

v5.15

Other Criteria



**Journal Entry Query Tool**


v5.15

Other Criteria



**Journal Entry Query Tool**  
v5.15

Other Criteria













#	FullAcct	date_applied	balance_usd	balance_cad	currencycode	Journal	pstd	journal_description	User	TypeCode	vendor_code	OneTime
Formulas												
>  FreezePanels is ready.												
OK!: ReportRange Formula OK [Action{}]												
Entries Shown Limit Setup: 10000												
Other												


### Journal Entry Query Tool

v5.15

NOTE: Ctrl+Shift+J to pull data

Date Range:  
From: 2023-10  
To: 2024-09

Districts: closediv tacomah  
Accts: 57148  
System:  
Subsystem:



**Journal Entry Query Tool**

v5.15

NOTE: Ctrl+Shift+J to pull data

**Date Range:**  
From: 2023-10  
To: 2024-09

**Districts:** closediv tacomah  
**Accts:** 57148  
**System:**  
**Subsystem:**



FullAcct	Description	date_doc	doc_desc	doc_ctrl_num
mulas				
> jFreezePanels is ready.				OK!: ReportDrill 'JE Lc
OK!: ReportRange Formula OK [jActio				OK!: ReportDrill 'JE Lc
Entries Shown Limit Setup:				OK!: ReportDrill 'VC O
ier				

### Journal Entry Query Tool

v5.15

Other Criteria	
Vendor Code:	Company:
Amount From:	
Amount To:	
Posting: All	



### Journal Entry Query Tool

v5.15

Other Criteria	
Vendor Code:	Company:
Amount From:	
Amount To:	
Posting:	All




**Journal Entry Query Tool**  
v.4.6

NOTE: Ctrl+Shift+J to pull data

Date Range:

From:  
To:




**Journal Entry Query Tool**  
v.4.6

NOTE: Ctrl+Shift+J to pull data

Date Range:

From:  
To:




**Journal Entry Query Tool**  
v.4.6

NOTE: Ctrl+Shift+J to pull data

Date Range:

From:  
To:



**Journal Entry Query Tool**  
v.4.6

NOTE: Ctrl+Shift+J to pull data

Date Range:

From:  
To:





# Journal Entry Query Tool

v.4.6

		Other Criteria	
2023-10	Districts:	2111,2131,2132,2140	Vendor Code:
2024-09	Accts:	70195	Amount From:
	System:		Amount To:
	Subsystem:		Posting:

--	--	--	--

### Journal Entry Query Tool

v.4.6

		Other Criteria	
2023-10	Districts:	2111,2131,2132,2140	Vendor Code:
2024-09	Accts:	70195	Amount From:
	System:		Amount To:
	Subsystem:		Posting:


[Redacted Content]			
--------------------	--	--	--

# Journal Entry Query Tool

v.4.6

		Other Criteria	
2023-10	Districts:	2111,2131,2132,2140	Vendor Code:
2024-09	Accts:	70195	Amount From:
	System:		Amount To:
	Subsystem:		Posting:

		Other Criteria	
2023-10	Districts:	2111,2131,2132,2140	Vendor Code:
2024-09	Accts:	70195	Amount From:
	System:		Amount To:
	Subsystem:		Posting:



### Journal Entry Query Tool

v.4.6

		Other Criteria	
2023-10	Districts:	2111,2131,2132,2140	Vendor Code:
2024-09	Accts:	70195	Amount From:
	System:		Amount To:
	Subsystem:		Posting:


Journal Entry Query Tool  
v.4.6



All

--	--

Journal Entry Query Tool  
v.4.6



All

--	--

Journal Entry Query Tool  
v.4.6



All

[Redacted Content]	
--------------------	--

Journal Entry Query Tool  
v.4.6



All


--	--



**Journal Entry Query Tool**  
v.4.6


NOTE: Ctrl+Shift+J to pull data

---




**Journal Entry Query Tool**  
v.4.6

NOTE: Ctrl+Shift+J to pull data




**Journal Entry Query Tool**  
v.4.6

NOTE: Ctrl+Shift+J to pull data




**Journal Entry Query Tool**  
v.4.6

NOTE: Ctrl+Shift+J to pull data




**Journal Entry Query Tool**  
v.4.6

NOTE: Ctrl+Shift+J to pull data




**Journal Entry Query Tool**  
v.4.6

NOTE: Ctrl+Shift+J to pull data




**Journal Entry Query Tool**  
v.4.6

NOTE: Ctrl+Shift+J to pull data



**Journal Entry Query Tool**  
v.4.6

NOTE: Ctrl+Shift+J to pull data





Journal Entry Query Tool

v.4.6

Date Range:

From: 2023-10  
To: 2024-09

Districts:

Accts: 2111,2132,2140  
System: 70255  
Subsystem:



Journal Entry Query Tool

v.4.6

Date Range:

From: 2023-10  
To: 2024-09

Districts:

Accts: 2111,2132,2140  
System: 70255  
Subsystem:



Journal Entry Query Tool

v.4.6

Date Range:

From: 2023-10  
To: 2024-09

Districts:

Accts: 2111,2132,2140  
System: 70255  
Subsystem:



Journal Entry Query Tool

v.4.6

Date Range:

From: 2023-10  
To: 2024-09

Districts:

Accts: 2111,2132,2140  
System: 70255  
Subsystem:



Journal Entry Query Tool

v.4.6

Date Range:

From: 2023-10  
To: 2024-09

Districts:

Accts: 2111,2132,2140  
System: 70255  
Subsystem:



Journal Entry Query Tool


v.4.6

Date Range:

From: 2023-10  
To: 2024-09

Districts:

Accts: 2111,2132,2140  
System: 70255  
Subsystem:



Journal Entry Query Tool

v.4.6

Date Range:

From: 2023-10  
To: 2024-09

Districts:

Accts: 2111,2132,2140  
System: 70255  
Subsystem:



Journal Entry Query Tool


v.4.6

Date Range:

From: 2023-10  
To: 2024-09

Districts:

Accts: 2111,2132,2140  
System: 70255  
Subsystem:






Journal Entry Query Tool  
v.4.6

Other Criteria


Vendor Code:  
Amount From:  
Amount To:  
Posting: All



Journal Entry Query Tool  
v.4.6

Other Criteria


Vendor Code:  
Amount From:  
Amount To:  
Posting: All



**Journal Entry Query Tool**  
v.4.6

**Other Criteria**

Vendor Code:  
Amount From:  
Amount To:  
Posting: All



**Journal Entry Query Tool**  
v.4.6


**Other Criteria**

Vendor Code:

Amount From:

Amount To:


Posting: All



**Journal Entry Query Tool**  
v.4.6

**Other Criteria**


Vendor Code:  
Amount From:  
Amount To:  
Posting: All



Journal Entry Query Tool  
v.4.6

Other Criteria


Vendor Code:  
Amount From:  
Amount To:  
Posting: All



Journal Entry Query Tool  
v.4.6

Other Criteria

Vendor Code:  
Amount From:  
Amount To:  
Posting: All



**Journal Entry Query Tool**  
v.4.6


**Other Criteria**

Vendor Code:

Amount From:

Amount To:

Posting: All






**Journal Entry Query Tool**  
v.4.6

NOTE: Ctrl+Shift+J to pull data

Date Range:

From: 2023-10  
To: 2024-09




**Journal Entry Query Tool**  
v.4.6

NOTE: Ctrl+Shift+J to pull data

Date Range:

From: 2023-10  
To: 2024-09




**Journal Entry Query Tool**  
v.4.6

NOTE: Ctrl+Shift+J to pull data


Date Range:

From: 2023-10  
To: 2024-09




Journal Entry Query Tool  
v.4.6

Other Criteria	
Districts:	2111,2132,2140
Accts:	70235
System:	
Subsystem:	
Vendor Code:	
Amount From:	
Amount To:	
Posting:	All



Journal Entry Query Tool  
v.4.6

Other Criteria	
Districts:	2111,2132,2140
Accts:	70235
System:	
Subsystem:	
Vendor Code:	
Amount From:	
Amount To:	
Posting:	All



Journal Entry Query Tool

v.4.6

Other Criteria

Districts: 2111,2132,2140  
Accts: 70235  
System:  
Subsystem:

Vendor Code:  
Amount From:  
Amount To:  
Posting: All

The table area is completely redacted with black boxes. It is bounded by a red border. The table structure is partially visible with a vertical line on the left and a horizontal line near the bottom, suggesting a header row and multiple data rows.

# Journal Entry Query Tool

v.4.6

NOTE: Ctrl+Shift+J to pull data

Date Range:

From: 2023-10  
To: 2024-09

Districts: 2111,2132,2140  
Accts: 91010  
System:  
Subsystem:



Journal Ent

v.4.6

Other Criteria

Vendor Code:  
Amount From:  
Amount To:  
Posting: All


--	--



Journal Ent  
v.4.6



**Journal Ent**  
v.4.6



Waste Co  
IS 210 - P  
2024-09

98501 Da  
70035 Se  
70036 Ot  
70037 Te  
70086 Sa  
70090 W  
70095 Er  
70105 Er  
70110 Co  
70116 Pe  
70147 Bl  
70165 Co  
70167 Ce  
70170 Qu  
70171 Va  
70185 Pe  
70190 Re  
70195 Du  
70200 Tr  
70201 Er  
70202 Ex  
70203 Lo  
70205 Tr  
70206 Me  
70207 Me  
70210 Of  
70214 Cr  
70215 Ba  
70216 Ou  
70225 Ac  
70230 Ex  
70231 Re  
70232 Re  
70255 Ou  
70275 Pr  
70301 Co  
70302 Co  
70303 Sc  
70320 Cr  
70326 De  
70330 Ec  
70336 Co  
70902 Vi

Waste Co  
IS 210 - P  
2024-09

98501 D



Waste Co IS 210 - P 2024-09  98501 D	[REDACTED]	[REDACTED]
--	------------	------------


Waste Co  
IS 210 - P  
2024-09

98501 De  
70035 Se  
70036 Ot  
70037 Te  
70086 Sa  
70090 W  
70095 Er  
70105 Er  
70110 Co  
70116 Pe  
70147 Bl  
70165 Co  
70167 Ce  
70170 Qu  
70171 Va  
70185 Pe  
70190 Re  
70195 Du  
70200 Tr  
70201 Er  
70202 Ex  
70203 Lo  
70205 Tr  
70206 Me  
70207 Me  
70210 Of  
70214 Cr  
70215 Ba  
70216 Ou  
70225 Ac  
70230 Ex  
70231 Re  
70232 Re  
70255 Ou  
70275 Pr  
70301 Co  
70302 Co  
70303 Sc  
70320 Cr  
70326 De  
70330 Ec  
70336 Co  
70902 Vi

[Redacted]


Waste Co  
IS 210 - P  
2024-09


98501 De  
70035 Se  
70036 Ot  
70037 Te  
70086 Sa  
70090 W  
70095 Er  
70105 Er  
70110 Co  
70116 Pe  
70147 Bl  
70165 Co  
70167 Ce  
70170 Qu  
70171 Va  
70185 Pe  
70190 Re  
70195 Du  
70200 Tr  
70201 Er  
70202 Ex  
70203 Lo  
70205 Tr  
70206 Me  
70207 Me  
70210 Of  
70214 Cr  
70215 Ba  
70216 Ov  
70225 Ac  
70230 Ex  
70231 Re  
70232 Re  
70255 Ov  
70275 Pr  
70301 Co  
70302 Co  
70303 Sc  
70320 Cr  
70326 De  
70330 Ec  
70336 Co  
70902 Vi






[REDACTED]	[REDACTED]
------------	------------













WASTE CONNECTIONS, INC.  
CONSOLIDATED BALANCE SHEETS  
(IN THOUSANDS OF U.S. DOLLARS, EXCEPT SHARE AND PER SHARE AMOUNTS)

	December 31,	
	2023	2022
<b>ASSETS</b>		
<b>Current assets:</b>		
Cash and equivalents	\$ 78,399	\$ 78,637
Accounts receivable, net of allowance for credit losses of \$23,553 and \$22,939 at December 31, 2023 and 2022, respectively	856,953	833,862
Prepaid expenses and other current assets	206,433	205,146
Total current assets	1,141,785	1,117,645
Restricted cash	105,639	102,727
Restricted investments	70,350	68,099
Property and equipment, net	7,228,331	6,950,915
Operating lease right-of-use assets	261,782	192,506
Goodwill	7,404,400	6,902,297
Intangible assets, net	1,603,541	1,673,917
Other assets, net	100,048	126,497
Total assets	<u>\$ 17,915,876</u>	<u>\$ 17,134,603</u>
<b>LIABILITIES AND EQUITY</b>		
<b>Current liabilities:</b>		
Accounts payable	\$ 642,455	\$ 638,728
Book overdraft	14,855	15,645
Deferred revenue	355,203	325,002
Accrued liabilities	521,428	431,247
Current portion of operating lease liabilities	32,533	35,170
Current portion of contingent consideration	94,996	60,092
Current portion of long-term debt and notes payable	26,462	6,759
Total current liabilities	1,687,932	1,512,643
Long-term portion of debt and notes payable	6,724,771	6,890,149
Long-term portion of operating lease liabilities	238,440	165,462
Long-term portion of contingent consideration	20,034	21,323
Deferred income taxes	1,022,480	1,013,742
Other long-term liabilities	524,438	417,640
Total liabilities	10,218,095	10,020,959
<b>Commitments and contingencies (Note 13)</b>		
<b>Equity:</b>		
Common shares: 257,659,921 shares issued and 257,600,479 shares outstanding at December 31, 2023; 257,211,175 shares issued and 257,145,716 shares outstanding at December 31, 2022	3,276,661	3,271,958
Additional paid-in capital	284,284	244,076
Accumulated other comprehensive loss	(9,826)	(56,830)
Treasury shares: 59,442 and 65,459 shares at December 31, 2023 and 2022, respectively	—	—
Retained earnings	4,141,690	3,649,494
Total Waste Connections' equity	7,692,809	7,108,698
Noncontrolling interest in subsidiaries	4,972	4,946
Total equity	7,697,781	7,113,644
Total liabilities and equity	<u>\$ 17,915,876</u>	<u>\$ 17,134,603</u>

ST Debt

LT Debt

Equity

The accompanying notes are an integral part of these consolidated financial statements.



WASTE CONNECTIONS, INC.  
CONSOLIDATED STATEMENTS OF NET INCOME  
(IN THOUSANDS OF U.S. DOLLARS, EXCEPT SHARE AND PER SHARE AMOUNTS)

	Year Ended December 31,		
	2023	2022	2021
Revenues	\$ 8,021,951	\$ 7,211,859	\$ 6,151,361
Operating expenses:			
Cost of operations	4,744,513	4,336,012	3,654,074
Selling, general and administrative	799,119	696,467	612,337
Depreciation	845,638	763,285	673,730
Amortization of intangibles	157,573	155,675	139,279
Impairments and other operating items	238,796	18,290	32,316
Operating income	1,236,312	1,242,190	1,039,625
Interest expense	(274,642)	(202,331)	(162,796)
Interest income	9,350	5,950	2,916
Other income, net	12,481	3,154	6,285
Loss on early extinguishment of debt	—	—	(115,288)
Income before income tax provision	983,501	1,048,963	770,742
Income tax provision	(220,675)	(212,962)	(152,253)
Net income	762,826	836,001	618,489
Less: Net income attributable to noncontrolling interests	(26)	(339)	(442)
Net income attributable to Waste Connections	\$ 762,800	\$ 835,662	\$ 618,047
Earnings per common share attributable to Waste Connections' common shareholders:			
Basic	\$ 2.96	\$ 3.25	\$ 2.37
Diluted	\$ 2.95	\$ 3.24	\$ 2.36
Shares used in the per share calculations:			
Basic	257,551,129	257,383,578	261,166,723
Diluted	258,149,244	258,038,801	261,728,470
Cash dividends per common share	\$ 1.050	\$ 0.945	\$ 0.845

The accompanying notes are an integral part of these consolidated financial statements.