

Waste Connections, Inc.
 IS 210 - PL Review
 2021-10

Districts/Grouping: 2183 Exclude IC:
 System:

	Nov-20	Dec-20	Jan-21	Feb-21	Mar-21	Apr-21	May-21	Jun-21	Jul-21	Aug-21	Sep-21	Oct-21	Total
98501 Days - Weekdays	21	23	21	20	23	22	21	22	22	22	22	21	260
31000 Hauling Revenue - Roll Off Permanent													
31001 Hauling Revenue - Roll Off Temporary													
31002 Hauling Revenue - Roll Off Rental													
31004 Hauling Revenue - Roll Off Recycling													
31005 Hauling Revenue - Roll Off Disposal Chg													
31009 Hauling Revenue - Roll Off Intercompany													
31010 Hauling Revenue - Roll Off Extras													
32000 Hauling Revenue - Residential MSW													
32001 Hauling Revenue - Residential MSW Extras													
32100 Hauling Revenue - Residential Recycling													
32110 Hauling Revenue - Residential Composting													
33000 Hauling Revenue - Commercial FEL													
33001 Hauling Revenue - Commercial FEL Extras													
33020 Hauling Revenue - Commercial Recycling F													
33021 Hauling Revenue - Commercial Recycling F													
33030 Hauling Revenue - Commercial Recycling R													
Hauling Revenue													
Transfer and MRF													
35510 Proceeds - OCC													
35512 Proceeds - Sorted Resi Papers and News													
35518 Proceeds - Commingled													
35520 Support - OCC													
35571 Proceeds - Ferrous Metal													
Recycling Proceeds													
Landfill Revenue													
Intermodal													
38000 Other Revenue													
38001 P-Card Rebate Revenue													
Other Revenue													
Revenue													
40101 Disposal Landfill													
40109 Disposal Landfill Intercompany													
40122 Disposal Other													
Disposal													
40861 Processing Fees MRF													
40869 Processing Fees MRF Intercompany													
MRF Processing													
43001 Taxes and Pass Thru Fees													
43002 WUTC Taxes													
Brok. and Taxes													
44161 Cost of Materials - OCC													
Cost of Materials													
Other Expense													
Rev Reductions													
Net Revenue													
50020 Wages Regular													
50025 Wages O.T.													
50035 Safety Bonuses													

Waste Connections, Inc.
IS 210 - PL Review
2021-10

Districts/Grouping: 2183 Exclude IC:
System:

	Nov-20	Dec-20	Jan-21	Feb-21	Mar-21	Apr-21	May-21	Jun-21	Jul-21	Aug-21	Sep-21	Oct-21	Total
98501 Days - Weekdays	21	23	21	20	23	22	21	22	22	22	21	21	260
50036 Other Bonus/Commission - Non-Safety													
50045 Contract Labor													
50050 Payroll Taxes													
50060 Group Insurance													
50065 Vacation Pay													
50070 Sick Pay													
50086 Safety and Training													
50090 Uniforms													
50115 Pension and Profit Sharing													
50116 Union Benefit Expense													
50117 Union Pension													
Labor													
51295 Licenses													
Truck Fixed													
52010 Salaries													
52020 Wages Regular													
52025 Wages O.T.													
52036 Other Bonus/Commission - Non-Safety													
52050 Payroll Taxes													
52060 Group Insurance													
52065 Vacation Pay													
52070 Sick Pay													
52086 Safety and Training													
52090 Uniforms													
52115 Pension and Profit Sharing													
52120 Parts and Materials													
52125 Operating Supplies													
52135 Equipment and Maint Repair													
52140 Tires													
52142 Fuel Expense													
52144 Urea Additive Expense													
52146 Oil and Grease													
52147 Outside Repairs													
52165 Communications													
52182 Towing Expense													
52901 Costs Awaiting Capitalization													
Truck Variable													
55020 Wages Regular													
55025 Wages O.T.													
55050 Payroll Taxes													
55060 Group Insurance													
55065 Vacation Pay													
55070 Sick Pay													
55120 Parts and Materials													
55125 Operating Supplies													
55147 Outside Repairs													
55181 Freight													
Container Exp													
56010 Salaries													
56035 Safety Bonuses													
56050 Payroll Taxes													
56060 Group Insurance													
56105 Employee Relocation													
56115 Pension and Profit Sharing													
Superv. Ex													
57125 Operating Supplies													
57147 Bldg & Property													
57150 Utilities													
57165 Communications													
57170 Qualifying Operating Lease Expense													
57171 Variable Qualifying Lease Expense													
57175 Non-Qualifying Operating Lease Expense													
57176 Short Term Equip/Vehicle/Bldg Rental													
57252 Subcontract Expense													
57254 Drive Cam & Routing SW Fees													
57275 Property Taxes													
57280 Other Taxes													
57353 Monitoring and Maint													
57357 Permits													

Waste Connections, Inc.
IS 210 - PL Review
2021-10

Districts/Grouping: 2183 Exclude IC:
System:

	Nov-20	Dec-20	Jan-21	Feb-21	Mar-21	Apr-21	May-21	Jun-21	Jul-21	Aug-21	Sep-21	Oct-21	Total
98501 Days - Weekdays	21	23	21	20	23	22	21	22	22	22	22	21	260
57370 Bonds Expense													
Other Operating													
Closure Exp													
59340 Self Insurance Premium													
59341 A&L - Current Year Claims													
59342 A&L - Prior Year Claims													
59343 WC - Current Year Claims													
59344 WC - Prior Year Claims													
59400 Damages paid by District													
59401 Insurance claim repairs													
59500 Workers Comp Prem													
Insurance Exp													
91010 Gain/Loss on Sale of Asset													
91015 Gain/Loss from Real Estate Lease													
G/L on Ops													
Cost of Ops													
Gross Profit													
60010 Salaries													
60030 Bonuses and Commissions													
60050 Payroll Taxes													
60060 Group Insurance													
60116 Pension and Profit Sharing													
60195 Dues and Subscriptions													
60225 Advertising and Promotions													
Sales Exp													
70010 Salaries													
70020 Wages Regular													
70025 Wages O.T.													
70036 Other Bonus/Commission - Non-Safety													
70045 Contract Labor													
70050 Payroll Taxes													
70060 Group Insurance													
70065 Vacation Pay													
70070 Sick Pay													
70086 Safety and Training													
70095 Empl & Commun Activ													
70110 Contributions													
70112 Political Contributions													
70116 Pension and Profit Sharing													
70148 Allocated Exp In - District													
70150 Utilities													
70165 Communications													
70167 Cellular Telephone													
70175 Non-Qualifying Operating Lease Expense													
70185 Postage													
70190 Registration Fees													
70195 Dues and Subscriptions													
70202 Excursions Meetings													
70203 Lodging													
70205 Travel - Auto													
70206 Meals													
70210 Office Supplies and Equip													
70214 Credit Card Fees													
70220 Sponsorships													
70225 Advertising and Promotions													
70235 Legal													
70255 Other Prof Fees													
70300 Data Processing													
70302 Computer Supplies													
70303 Software License Fees													
70310 Bad Debt Provision													
70320 Credit and Collection													
70335 Miscellaneous													
70345 Security Services													
70902 Visual Lease Clearing Account													
G&A													
70149 Corporate Overhead Allocation In													

Waste Connections, Inc.
IS 210 - PL Review
2021-10

Districts/Grouping: 2183 Exclude IC:
System:

	Nov-20	Dec-20	Jan-21	Feb-21	Mar-21	Apr-21	May-21	Jun-21	Jul-21	Aug-21	Sep-21	Oct-21	Total	
98501 Days - Weekdays	21	23	21	20	23	22	21	22	22	22	22	21	260	0%
Corp Overhead														
Total SG&A														
EBITDA														
Watch list EBITDA														
51260 Depreciation														
54260 Depreciation														
57260 Depreciation														
70260 Depreciation														
Depreciation														
Airspace Amort														
Intangible Amort														
Total DDA														
EBIT From Ops														
Interest Exp														
Interest Income														
91002 NSF Fees														
Other Inc/Exp														
NI b/ Taxes & Extra														
Extra. Items														
NI b/ Taxes														
Taxes														
Net Income														
Non Controlling Int														
Net Income Attrib														
Data Not Included														
													<i>Check</i>	(0)

Waste Connections, Inc.
 IS 210 - PL Review
 2021-10

Districts/Grouping: 2184 Exclude IC:
 System:

	Nov-20	Dec-20	Jan-21	Feb-21	Mar-21	Apr-21	May-21	Jun-21	Jul-21	Aug-21	Sep-21	Oct-21	Total	0%
98501 Days - Weekdays	21	23	21	20	23	22	21	22	22	22	22	21	260	0%
<div style="background-color: black; height: 700px; width: 100%; border: 2px solid red;"></div>														
Hauling Revenue 35000 Transfer Station - Third Party 35500 MRF Processing Charge 35509 MRF Processing Charge Intercompany Transfer and MRF 35510 Proceeds - OCC 35512 Proceeds - Sorted Resi Papers and News 35513 Proceeds - Aluminum UBC 35515 Proceeds - Glass 35518 Proceeds - Commingled 35519 Proceeds - Intercompany Material Sales 35520 Support - OCC 35522 Support - Sorted Resi Papers and News 35566 Proceeds - Sorted Office Paper 35571 Proceeds - Ferrous Metal Recycling Proceeds Landfill Revenue Intermodal 38000 Other Revenue 38001 P-Card Rebate Revenue Other Revenue Revenue 40122 Disposal Other 40139 Disposal Transfer Station Intercompany Disposal 40861 Processing Fees MRF 40869 Processing Fees MRF Intercompany MRF Processing 41121 Brokerage Cost 41129 Brokerage Cost Intercompany 41201 Rebates and Revenue Sharing 43001 Taxes and Pass Thru Fees Brok. and Taxes 44161 Cost of Materials - OCC 44163 Cost of Materials - Other Paper Cost of Materials Other Expense Rev Reductions Net Revenue 50020 Wages Regular 50025 Wages O.T. 50036 Other Bonus/Commission - Non-Safety 50045 Contract Labor 50050 Payroll Taxes 50060 Group Insurance 50065 Vacation Pay 50070 Sick Pay 50086 Safety and Training 50090 Uniforms 50115 Pension and Profit Sharing														

Waste Connections, Inc.
IS 210 - PL Review
2021-10

Districts/Grouping: 2184 Exclude IC:
System:

	Nov-20	Dec-20	Jan-21	Feb-21	Mar-21	Apr-21	May-21	Jun-21	Jul-21	Aug-21	Sep-21	Oct-21	Total	0%
98501 Days - Weekdays	21	23	21	20	23	22	21	22	22	22	22	21	260	0%
Labor														
51295 Licenses														
Truck Fixed														
52020 Wages Regular														
52025 Wages O.T.														
52036 Other Bonus/Commission - Non-Safety														
52050 Payroll Taxes														
52060 Group Insurance														
52065 Vacation Pay														
52070 Sick Pay														
52086 Safety and Training														
52115 Pension and Profit Sharing														
52120 Parts and Materials														
52125 Operating Supplies														
52135 Equipment and Maint Repair														
52140 Tires														
52142 Fuel Expense														
52144 Urea Additive Expense														
52146 Oil and Grease														
52147 Outside Repairs														
52181 Freight														
52182 Towing Expense														
Truck Variable														
Container Exp														
Superv. Ex														
57125 Operating Supplies														
57147 Bldg & Property														
57150 Utilities														
57170 Qualifying Operating Lease Expense														
57175 Non-Qualifying Operating Lease Expense														
57176 Short Term Equip/Vehicle/Bldg Rental														
57254 Drive Cam & Routing SW Fees														
57280 Other Taxes														
57345 Security Services														
57353 Monitoring and Maint														
57357 Permits														
57370 Bonds Expense														
Other Operating														
Closure Exp														
59340 Self Insurance Premium														
59341 A&L - Current Year Claims														
59342 A&L - Prior Year Claims														
59343 WC - Current Year Claims														
59500 Workers Comp Prem														
Insurance Exp														
G/L on Ops														
Cost of Ops														
Gross Profit														
Sales Exp														
70010 Salaries														
70020 Wages Regular														
70025 Wages O.T.														
70036 Other Bonus/Commission - Non-Safety														
70050 Payroll Taxes														

Waste Connections, Inc.
 IS 210 - PL Review
 2021-10

Districts/Grouping: 2184 Exclude IC:
 System:

	Nov-20	Dec-20	Jan-21	Feb-21	Mar-21	Apr-21	May-21	Jun-21	Jul-21	Aug-21	Sep-21	Oct-21	Total	0%
98501 Days - Weekdays	21	23	21	20	23	22	21	22	22	22	22	21	260	0%
70060 Group Insurance														
70065 Vacation Pay														
70070 Sick Pay														
70095 Empl & Commun Activ														
70116 Pension and Profit Sharing														
70148 Allocated Exp In - District														
70150 Utilities														
70165 Communications														
70167 Cellular Telephone														
70210 Office Supplies and Equip														
70225 Advertising and Promotions														
70235 Legal														
70255 Other Prof Fees														
70303 Software License Fees														
70310 Bad Debt Provision														
70335 Miscellaneous														
70902 Visual Lease Clearing Account														
G&A														
70149 Corporate Overhead Allocation In														
Corp Overhead														
Total SG&A														
EBITDA														
Watch list EBITDA														
51260 Depreciation														
54260 Depreciation														
70260 Depreciation														
Depreciation														
Airspace Amort														
70269 Long Term Contract Amort														
Intangible Amort														
Total DDA														
EBIT From Ops														
Interest Exp														
Interest Income														
Other Inc/Exp														
NI b/ Taxes & Extra														
Extra. Items														
NI b/ Taxes														
Taxes														
Net Income														
Non Controlling Int														
Net Income Attrib														
Data Not Included														

Waste Connections, Inc.
 IS 210 - PL Review
 2021-10

Districts/Grouping: 2185 Exclude IC:
 System:

	Nov-20	Dec-20	Jan-21	Feb-21	Mar-21	Apr-21	May-21	Jun-21	Jul-21	Aug-21	Sep-21	Oct-21	Total
98501 Days - Weekdays	21	23	21	20	23	22	21	22	22	22	22	21	260
33020 Hauling Revenue - Commercial Recycling F													
33029 Hauling Revenue - Commercial Recycling F													
Hauling Revenue													
Transfer and MRF													
35566 Proceeds - Sorted Office Paper													
35571 Proceeds - Ferrous Metal													
Recycling Proceeds													
Landfill Revenue													
Intermodal													
38000 Other Revenue													
38001 P-Card Rebate Revenue													
Other Revenue													
Revenue													
Disposal													
40869 Processing Fees MRF Intercompany													
MRF Processing													
43001 Taxes and Pass Thru Fees													
Brok. and Taxes													
Cost of Materials													
Other Expense													
Rev Reductions													
Net Revenue													
50020 Waqes Regular													
50025 Waqes O.T.													
50036 Other Bonus/Commission - Non-Safety													
50050 Payroll Taxes													
50060 Group Insurance													
50065 Vacation Pay													
50070 Sick Pay													
50086 Safety and Training													
50090 Uniforms													
50115 Pension and Profit Sharing													
Labor													
51295 Licenses													
Truck Fixed													
52020 Waqes Regular													
52025 Waqes O.T.													
52036 Other Bonus/Commission - Non-Safety													
52050 Payroll Taxes													
52060 Group Insurance													
52065 Vacation Pay													
52070 Sick Pay													
52115 Pension and Profit Sharing													
52120 Parts and Materials													

Waste Connections, Inc.
IS 210 - PL Review
2021-10

Districts/Grouping: 2185 Exclude IC:
System:

	Nov-20	Dec-20	Jan-21	Feb-21	Mar-21	Apr-21	May-21	Jun-21	Jul-21	Aug-21	Sep-21	Oct-21	Total	0%
98501 Days - Weekdays	21	23	21	20	23	22	21	22	22	22	22	21	260	0%
52125 Operating Supplies														
52140 Tires														
52142 Fuel Expense														
52147 Outside Repairs														
52165 Communications														
52182 Towing Expense														
52185 Travel														
52901 Costs Awaiting Capitalization														
Truck Variable														
55125 Operating Supplies														
Container Exp														
Superv. Ex														
57125 Operating Supplies														
57252 Subcontract Expense														
57254 Drive Cam & Routing SW Fees														
57280 Other Taxes														
57357 Permits														
57370 Bonds Expense														
Other Operating														
Closure Exp														
59340 Self Insurance Premium														
59341 A&L - Current Year Claims														
59344 WC - Prior Year Claims														
59500 Workers Comp Prem														
Insurance Exp														
G/L on Ops														
Cost of Ops														
Gross Profit														
60010 Salaries														
60030 Bonuses and Commissions														
60050 Payroll Taxes														
60060 Group Insurance														
60095 Empl & Commun Activ														
60116 Pension and Profit Sharing														
60195 Dues and Subscriptions														
60205 Travel - Auto														
60206 Meals														
60207 Meals with Customers														
60225 Advertising and Promotions														
Sales Exp														
70010 Salaries														
70020 Wages Regular														
70025 Wages O.T.														
70036 Other Bonus/Commission - Non-Safety														
70050 Payroll Taxes														
70060 Group Insurance														
70065 Vacation Pay														
70070 Sick Pay														
70095 Empl & Commun Activ														
70110 Contributions														
70116 Pension and Profit Sharing														
70148 Allocated Exp In - District														
70165 Communications														
70167 Cellular Telephone														
70201 Entertainment														
70202 Excursions Meetings														
70203 Lodging														
70210 Office Supplies and Equip														
70214 Credit Card Fees														
70225 Advertising and Promotions														

Waste Connections, Inc.
 IS 210 - PL Review
 2021-10

Districts/Grouping: 2185 Exclude IC:
 System:

	Nov-20	Dec-20	Jan-21	Feb-21	Mar-21	Apr-21	May-21	Jun-21	Jul-21	Aug-21	Sep-21	Oct-21	Total	0%
98501 Days - Weekdays	21	23	21	20	23	22	21	22	22	22	22	21	260	0%
70300 Data Processing														
70303 Software License Fees														
70310 Bad Debt Provision														
70320 Credit and Collection														
70335 Miscellaneous														
G&A														
70149 Corporate Overhead Allocation In														
Corp Overhead														
Total SG&A														
EBITDA														
Watch list EBITDA														
51260 Depreciation														
54260 Depreciation														
70260 Depreciation														
Depreciation														
Airspace Amort														
Intangible Amort														
Total DDA														
EBIT From Ops														
Interest Exp														
Interest Income														
91002 NSF Fees														
Other Inc/Exp														
NI b/ Taxes & Extra														
Extra. Items														
NI b/ Taxes														
Taxes														
Net Income														
Non Controlling Int														
Net Income Attrib														
Data Not Included														
														Check

1 2 3 4 5 6 7 8 9 10 11 12
Harold LeMay Enterprises Inc. G-98
DBA Pacific Disposal, Butlers Cover Refuse Service & Rural Garbage Service
Consolidated Income Statement
November 1, 2020 - October 31, 2021

	1	2	3	4	5	6	7	8	9
Abbreviations									
Driver Hours	DH								
	DH-ACT								
	DH-2183/2185								
Revenue	REV								
	REV-ACT								
Customers	CUST-ACT								
	CUST-2183/2185								
Containers	CONT COUNT								
Recycle Ton	RTONS								
MSW Tons	MTONS								
Long Haul Hrs	LH								
Employee Count	EE COUNT								
Actual	ACT								

Revenue:	Allocator	Per IS As Booked			Restating Adjustments			Adjus		
		2183	2184	2185	Total Per Books	2183	2184	2185	2183	2184
32000 Residential	ACT									
32100 Recycling	ACT									
32110 Yard Waste	ACT									
MF Recycling	ACT									
33000 Comm Containers	ACT									
31000 Drop Box	ACT									
31004 Drop Box Recycling	ACT									
31005 Pass Thru	ACT									
35000 TF Station	ACT									
33020 Comm Recycling	ACT									
35500 Recycling Material	ACT									
38000 Service Charge	ACT									
38001 P-Card Revenue	DH-ACT									
Total										
Expenses:										
52010 Salaries	ACT									
52020 Wages-Regular	DH-ACT									
52025 Wages-OT	DH-ACT									
52035 Safety Bonus	DH-ACT									
52036 Other Bonus/Commission - Non-S	DH-ACT									
52065 Vacation Pay	DH-ACT									
52070 Sick Pay	DH-ACT									
55020 Wages Regular	CONT COUNT									
55025 Wages O.T.	CONT COUNT									
55065 Vacation Pay	CONT COUNT									
55070 Sick Pay	CONT COUNT									
Wages Container Mechanics										
57125 Building Supplies	CUST-2183/2185									
57147 Repair-Shop, Bldg	ACT									
Total										
52120 Parts & Materials	DH-ACT									
52125 Operating Supplies	ACT									
52135 Equipment & Maint Rep	DH-ACT									
52181 Freight	DH-ACT									
55120 Parts & Materials	CONT COUNT									
55125 Operating Supplies	CONT COUNT									
52147 Outside Repair	DH-ACT									
55147 Outside Repair	CONT COUNT									
55181 Freight	ACT									
Total										
52140 Tires & Tubes	ACT									
Total Tires & Tubes										
52090 Uniforms	ACT									
52182 Towing	DH-ACT									
52200 Office Supplies	DH-ACT									
Other Maint										
50010 Salaries-Supervisor	DH-ACT									
56010 Salaries-Supervisor	DH-ACT									
Operations Supervisor	ACT									
56035 Safety Bonuses	ACT									
56065 Vacation Pay	DH-ACT									

1 2 3 13 14 15 16 17 18 19 20 21
Harold LeMay Enterprises Inc. G-98
DBA Pacific Disposal, Butlers Cover Refuse Serv
Consolidated Income Statement
November 1, 2020 - October 31, 2021

10 11 12 13 14 15 16 17 18

Revenue
Customers
Containers
Recycle Ton
MSW Tons
Long Haul Hrs
Employee Count
Actual

		ted Total		Pro forma Adjustments			Final Total			
Revenue:	Allocator	2185	Adjusted Balance	2183	2184	2185	2183	2184	2185	Final Total
32000 Residential	ACT									
32100 Recycling	ACT									
32110 Yard Waste	ACT									
MF Recycling	ACT									
33000 Comm Containers	ACT									
31000 Drop Box	ACT									
31004 Drop Box Recycling	ACT									
31005 Pass Thru	ACT									
35000 TF Station	ACT									
33020 Comm Recycling	ACT									
35500 Recycling Material	ACT									
38000 Service Charge	ACT									
38001 P-Card Revenue	DH-ACT									
Total										
Expenses:										
52010 Salaries	ACT									
52020 Wages-Regular	DH-ACT									
52025 Wages-OT	DH-ACT									
52035 Safety Bonus	DH-ACT									
52036 Other Bonus/Commission - Non-S	DH-ACT									
52065 Vacation Pay	DH-ACT									
52070 Sick Pay	DH-ACT									
55020 Wages Regular	CONT COUNT									
55025 Wages O.T.	CONT COUNT									
55065 Vacation Pay	CONT COUNT									
55070 Sick Pay	CONT COUNT									
Wages Container Mechanics										
57125 Building Supplies	CUST-2183/2185									
57147 Repair-Shop, Bldg	ACT									
Total										
52120 Parts & Materials	DH-ACT									
52125 Operating Supplies	ACT									
52135 Equipment & Maint Rep	DH-ACT									
52181 Freight	DH-ACT									
55120 Parts & Materials	CONT COUNT									
55125 Operating Supplies	CONT COUNT									
52147 Outside Repair	DH-ACT									
55147 Outside Repair	CONT COUNT									
55181 Freight	ACT									
Total										
52140 Tires & Tubes	ACT									
Total Tires & Tubes										
52090 Uniforms	ACT									
52182 Towing	DH-ACT									
52200 Office Supplies	DH-ACT									
Other Maint										
50010 Salaries-Supervisor	DH-ACT									
56010 Salaries-Supervisor	DH-ACT									
Operations Supervisor	ACT									
56035 Safety Bonuses	ACT									
56065 Vacation Pay	DH-ACT									

1
 Harold LeMay Enterprises Inc. G-98
 DBA Pacific Disposal, Butlers Cover Refuse Servic
 Consolidated Income Statement
 November 1, 2020 - October 31, 2021

22 23 24 25 26 27 28

19 20 21 22 23 24

	Pacific	Yelm	Rainier	Recycling	2184	2185	Total
Driver Hours							
Revenue							
Customers							
Containers							
Recycle Ton							
MSW Tons							
Long Haul Hrs							
Employee Count							
Actual							

		Allocated						
Revenue:	Allocator	Pacific	Yelm	Rainier	Commercial Recycling	2184	2185	Check
32000 Residential	ACT							-
32100 Recycling	ACT							-
32110 Yard Waste	ACT							-
MF Recycling	ACT							-
33000 Comm Containers	ACT							-
31000 Drop Box	ACT							-
31004 Drop Box Recycling	ACT							-
31005 Pass Thru	ACT							-
35000 TF Station	ACT							-
33020 Comm Recycling	ACT							-
35500 Recycling Material	ACT							-
38000 Service Charge	ACT							-
38001 P-Card Revenue	DH-ACT							-
Total								-
Expenses:								
52010 Salaries	ACT							-
52020 Wages-Regular	DH-ACT							-
52025 Wages-OT	DH-ACT							-
52035 Safety Bonus	DH-ACT							-
52036 Other Bonus/Commission - Non-S	DH-ACT							-
52065 Vacation Pay	DH-ACT							-
52070 Sick Pay	DH-ACT							-
55020 Wages Regular	CONT COUNT							-
55025 Wages O.T.	CONT COUNT							-
55065 Vacation Pay	CONT COUNT							-
55070 Sick Pay	CONT COUNT							-
Wages Container Mechanics								-
57125 Building Supplies	CUST-2183/2185							-
57147 Repair-Shop, Bldg	ACT							-
Total								-
52120 Parts & Materials	DH-ACT							-
52125 Operating Supplies	ACT							-
52135 Equipment & Maint Rep	DH-ACT							-
52181 Freight	DH-ACT							-
55120 Parts & Materials	CONT COUNT							-
55125 Operating Supplies	CONT COUNT							-
52147 Outside Repair	DH-ACT							-
55147 Outside Repair	CONT COUNT							-
55181 Freight	ACT							-
Total								-
52140 Tires & Tubes	ACT							-
Total Tires & Tubes								-
52090 Uniforms	ACT							-
52182 Towing	DH-ACT							-
52200 Office Supplies	DH-ACT							-
Other Maint								-
50010 Salaries-Supervisor	DH-ACT							-
56010 Salaries-Supervisor	DH-ACT							-
Operations Supervisor	ACT							-
56035 Safety Bonuses	ACT							-
56065 Vacation Pay	DH-ACT							-

Revenue:	Allocator	2183	2184	2185	Total Per Books	2183	2184	2185	2183	2184	
Wages-Supervisor											
50020	Wages Regular	DH-ACT									
50025	Wages OT	DH-ACT									
50035	Safety Bonus	DH-ACT									
50036	Other Bonus/Commission - Non-S	DH-ACT									
50065	Vacation Pay	DH-ACT									
50070	Sick Pay	DH-ACT									
Total Driver Wages											
52142	Fuel Expense	DH-ACT									
52144	Urea Additive Expense	DH-ACT									
52146	Oil and Grease	ACT									
56142	Fuel Expense	DH-ACT									
Total Fuel and Oil											
41121	Brokerage Cost	ACT									
41129	Brokerage Cost IC	ACT									
Total Purchased Transportation											
50045	Contract Labor	DH-ACT									
57255	Other Prof Fees	DH-ACT									
50090	Uniforms	DH-ACT									
57252	Subcontract Exp	ACT									
57324	Penalties	DH-ACT									
Total Other Collection Exp											
40101	Disposal Landfill	MTONS									
	Pass-Thru (Manual Adjust)	ACT									
	Yard Waste	ACT									
40109	Disposal Landfill Intercompany	ACT									
40122	Other Disposal	ACT									
40139	Disposal Transfer Interco	ACT									
40861	Processing Fee	ACT									
40869	Processing Fee - Intercompany	ACT									
Total Dump Fee and Charges											
44161	Cost of Materials - OCC	ACT									
44163	Cost of Materials - Other Paper	ACT									
44168	Cost of Materials - Other	ACT									
44169	Cost of Materials - IC	ACT									
Total Processing Fees											
60010	Salaries	ACT									
60030	Bonuses and Commissions	ACT									
60060	Group Insurance	ACT									
60065	Vacation Pay	ACT									
60070	Sick Pay	ACT									
60201	Entertainment	ACT									
60203	Lodging	ACT									
60206	Meals	ACT									
60207	Meals with Customers	ACT									
60095	Employee Comm Activity	ACT									
60195	Dues and Subscriptions	ACT									
60205	Travel	ACT									
Total Sales											
60225	Advertising & Promotion	CUST-ACT									
70225	Advertising	CUST-ACT									
Total Advertising Exp											
59340	Self Insurance Premium	DH-ACT									
59341	Current Year Claims	ACT									
59342	Prior Year Claims	ACT									
59343	WC Current Year Claims	ACT									
59344	WC Prior Year Claims	ACT									
59400	Damage Paid by District	ACT									
59401	Ins Claims Repairs	ACT									
Total Public Liability											
59500	WC Premium	DH-ACT									
57370	Bond Exp-WC	DH-ACT									
Total Workmen's Comp											
50086	Safety & Training	DH-ACT									
52086	Safety & Training	ACT									
57254	Drive Cam Fees	DH-ACT									
70086	Safety & Training	CUST-2183/2185									
Total - Other Ins & Safety											

Revenue:	Allocator	2185	Adjusted Balance	2183	2184	2185	2183	2184	2185	Final Total
Wages-Supervisor										
50020	Wages Regular	DH-ACT								
50025	Wages OT	DH-ACT								
50035	Safety Bonus	DH-ACT								
50036	Other Bonus/Commission - Non-S	DH-ACT								
50065	Vacation Pay	DH-ACT								
50070	Sick Pay	DH-ACT								
Total Driver Wages										
52142	Fuel Expense	DH-ACT								
52144	Urea Additive Expense	DH-ACT								
52146	Oil and Grease	ACT								
56142	Fuel Expense	DH-ACT								
Total Fuel and Oil										
41121	Brokerage Cost	ACT								
41129	Brokerage Cost IC	ACT								
Total Purchased Transportation										
50045	Contract Labor	DH-ACT								
57255	Other Prof Fees	DH-ACT								
50090	Uniforms	DH-ACT								
57252	Subcontract Exp	ACT								
57324	Penalties	DH-ACT								
Total Other Collection Exp										
40101	Disposal Landfill	MTONS								
	Pass-Thru (Manual Adjust)	ACT								
	Yard Waste	ACT								
40109	Disposal Landfill Intercompany	ACT								
40122	Other Disposal	ACT								
40139	Disposal Transfer Interco	ACT								
40861	Processing Fee	ACT								
40869	Processing Fee - Intercompany	ACT								
Total Dump Fee and Charges										
44161	Cost of Materials - OCC	ACT								
44163	Cost of Materials - Other Paper	ACT								
44168	Cost of Materials - Other	ACT								
44169	Cost of Materials - IC	ACT								
Total Processing Fees										
60010	Salaries	ACT								
60030	Bonuses and Commissions	ACT								
60060	Group Insurance	ACT								
60065	Vacation Pay	ACT								
60070	Sick Pay	ACT								
60201	Entertainment	ACT								
60203	Lodging	ACT								
60206	Meals	ACT								
60207	Meals with Customers	ACT								
60095	Employee Comm Activity	ACT								
60195	Dues and Subscriptions	ACT								
60205	Travel	ACT								
Total Sales										
60225	Advertising & Promotion	CUST-ACT								
70225	Advertising	CUST-ACT								
Total Advertising Exp										
59340	Self Insurance Premium	DH-ACT								
59341	Current Year Claims	ACT								
59342	Prior Year Claims	ACT								
59343	WC Current Year Claims	ACT								
59344	WC Prior Year Claims	ACT								
59400	Damage Paid by District	ACT								
59401	Ins Claims Repairs	ACT								
Total Public Liability										
59500	WC Premium	DH-ACT								
57370	Bond Exp-WC	DH-ACT								
Total Workmen's Comp										
50086	Safety & Training	DH-ACT								
52086	Safety & Training	ACT								
57254	Drive Cam Fees	DH-ACT								
70086	Safety & Training	CUST-2183/2185								
Total - Other Ins & Safety										

Revenue:	Allocator	Pacific	Yelm	Rainier	Commercial Recycling	2184	2185	Check
Wages-Supervisor								
								-
50020	Wages Regular	DH-ACT						-
50025	Wages OT	DH-ACT						-
50035	Safety Bonus	DH-ACT						-
50036	Other Bonus/Commission - Non-S	DH-ACT						-
50065	Vacation Pay	DH-ACT						-
50070	Sick Pay	DH-ACT						-
Total Driver Wages								
								-
52142	Fuel Expense	DH-ACT						-
52144	Urea Additive Expense	DH-ACT						-
52146	Oil and Grease	ACT						-
56142	Fuel Expense	DH-ACT						-
Total Fuel and Oil								
								-
41121	Brokerage Cost	ACT						-
41129	Brokerage Cost IC	ACT						-
Total Purchased Transportation								
								-
50045	Contract Labor	DH-ACT						-
57255	Other Prof Fees	DH-ACT						-
50090	Uniforms	DH-ACT						-
57252	Subcontract Exp	ACT						-
57324	Penalties	DH-ACT						-
Total Other Collection Exp								
								-
40101	Disposal Landfill	MTONS						-
	Pass-Thru (Manual Adjust)	ACT						-
	Yard Waste	ACT						-
40109	Disposal Landfill Intercompany	ACT						-
40122	Other Disposal	ACT						-
40139	Disposal Transfer Interco	ACT						-
40861	Processing Fee	ACT						-
40869	Processing Fee - Intercompany	ACT						-
Total Dump Fee and Charges								
								-
44161	Cost of Materials - OCC	ACT						-
44163	Cost of Materials - Other Paper	ACT						-
44168	Cost of Materials - Other	ACT						-
44169	Cost of Materials - IC	ACT						-
Total Processing Fees								
								-
60010	Salaries	ACT						-
60030	Bonuses and Commissions	ACT						-
60060	Group Insurance	ACT						-
60065	Vacation Pay	ACT						-
60070	Sick Pay	ACT						-
60201	Entertainment	ACT						-
60203	Lodging	ACT						-
60206	Meals	ACT						-
60207	Meals with Customers	ACT						-
60095	Employee Comm Activity	ACT						-
60195	Dues and Subscriptions	ACT						-
60205	Travel	ACT						-
Total Sales								
								-
60225	Advertising & Promotion	CUST-ACT						-
70225	Advertising	CUST-ACT						-
Total Advertising Exp								
								-
59340	Self Insurance Premium	DH-ACT						-
59341	Current Year Claims	ACT						-
59342	Prior Year Claims	ACT						-
59343	WC Current Year Claims	ACT						-
59344	WC Prior Year Claims	ACT						-
59400	Damage Paid by District	ACT						-
59401	Ins Claims Repairs	ACT						-
Total Public Liability								
								-
59500	WC Premium	DH-ACT						-
57370	Bond Exp-WC	DH-ACT						-
Total Workmen's Comp								
								-
50086	Safety & Training	DH-ACT						-
52086	Safety & Training	ACT						-
57254	Drive Cam Fees	DH-ACT						-
70086	Safety & Taining	CUST-2183/2185						-
Total - Other Ins & Safety								
								-

Revenue:	Allocator	2183	2184	2185	Total Per Books	2183	2184	2185	2183	2184
70010 Salaries	CUST-ACT									
District Manager	EE COUNT									
Total - Salaries of Gen Officers										
70020 Wages Regular	CUST-ACT									
70025 Wages OT	CUST-ACT									
70035 Safety Bonuses	CUST-ACT									
70036 Bonuses	CUST-ACT									
70045 Contract Labor	CUST-ACT									
70065 Vacation	CUST-ACT									
70070 Sick Leave	CUST-ACT									
Salaries-Office										
57353 Monitoring	DH-ACT									
57345 Security Services	ACT									
70185 Postage	CUST-2183/2185									
70210 Office Supplies	CUST-2183/2185									
Customer Notification	ACT									
70214 Credit Card Fees	CUST-ACT									
70215 Bank Charges	CUST-ACT									
70220 Sponsorships	CUST-ACT									
70302 Computer Supplies	CUST-ACT									
70303 Software License Fees	CUST-ACT									
70345 Security Services	CUST-2183/2185									
Total Office & Other Exp										
70235 Legal	DH-ACT									
Total Legal & Accounting										
57150 Utilities	DH-ACT									
52165 Communication	DH-ACT									
57165 Communication	DH-2183/2185									
70150 Utilities	CUST-2183/2185									
70165 Communication	CUST-ACT									
70167 Cell Phone	CUST-ACT									
Total Communication & Utilites										
70149 Corp OH Allocation	REV-ACT									
70148 Alloc Exp In Distr	CUST-ACT									
Total Management OH Fee										
50060 Group Insurance	DH-ACT									
52060 Group Insurance	ACT									
55060 Group Insurance	CONT COUNT									
56060 Group Insurance	ACT									
70060 Group Insurance	ACT									
50115 Pension	ACT									
50116 Union Benefit Expense	ACT									
50117 Union Pension	ACT									
52115 Pension	ACT									
55115 Pension and Profit Sharing	CONT COUNT									
56115 Pension	ACT									
60116 Pension	ACT									
70116 Pension	ACT									
Total Employee Welfare										
70320 Credit and Collection	CUST-ACT									
Total Bad Debt Collection Expense										
70310 Bad Debt Provision	REV-ACT									
Total Uncollectible Revenue										
43002 UTC Fee	ACT									
Total WUTC Fee										
52185 Travel	DH-ACT									
56105 Employee Relocation	DH-ACT									
56200 Travel	DH-ACT									
70037 Termination Pay	DH-ACT									
70090 WCN Training	CUST-2183/2185									
70095 Employee Comm Activity	DH-ACT									
70110 Contributions	DH-ACT									
70112 Political Contribution	DH-ACT									
70190 Registration Fee	CUST-ACT									
70195 Dues & Subscriptions	CUST-ACT									
70200 Travel	CUST-2183/2185									
70201 Entertainment	CUST-2183/2185									
70202 Excursion Meetings	CUST-2183/2185									
70203 Lodging	CUST-2183/2185									
70205 Travel Auto	CUST-2183/2185									
70206 Meals	CUST-2183/2185									

Revenue:	Allocator	2185	Adjusted Balance	2183	2184	2185	2183	2184	2185	Final Total
70010 Salaries	CUST-ACT									
District Manager	EE COUNT									
Total - Salaries of Gen Officers										
70020 Wages Regular	CUST-ACT									
70025 Wages OT	CUST-ACT									
70035 Safety Bonuses	CUST-ACT									
70036 Bonuses	CUST-ACT									
70045 Contract Labor	CUST-ACT									
70065 Vacation	CUST-ACT									
70070 Sick Leave	CUST-ACT									
Salaries-Office										
57353 Monitoring	DH-ACT									
57345 Security Services	ACT									
70185 Postage	CUST-2183/2185									
70210 Office Supplies	CUST-2183/2185									
Customer Notification	ACT									
70214 Credit Card Fees	CUST-ACT									
70215 Bank Charges	CUST-ACT									
70220 Sponsorships	CUST-ACT									
70302 Computer Supplies	CUST-ACT									
70303 Software License Fees	CUST-ACT									
70345 Security Services	CUST-2183/2185									
Total Office & Other Exp										
70235 Legal	DH-ACT									
Total Legal & Accounting										
57150 Utilities	DH-ACT									
52165 Communication	DH-ACT									
57165 Communication	DH-2183/2185									
70150 Utilities	CUST-2183/2185									
70165 Communication	CUST-ACT									
70167 Cell Phone	CUST-ACT									
Total Communication & Utilites										
70149 Corp OH Allocation	REV-ACT									
70148 Alloc Exp In Distr	CUST-ACT									
Total Management OH Fee										
50060 Group Insurance	DH-ACT									
52060 Group Insurance	ACT									
55060 Group Insurance	CONT COUNT									
56060 Group Insurance	ACT									
70060 Group Insurance	ACT									
50115 Pension	ACT									
50116 Union Benefit Expense	ACT									
50117 Union Pension	ACT									
52115 Pension	ACT									
55115 Pension and Profit Sharing	CONT COUNT									
56115 Pension	ACT									
60116 Pension	ACT									
70116 Pension	ACT									
Total Employee Welfare										
70320 Credit and Collection	CUST-ACT									
Total Bad Debt Collection Expense										
70310 Bad Debt Provision	REV-ACT									
Total Uncollectible Revenue										
43002 UTC Fee	ACT									
Total WUTC Fee										
52185 Travel	DH-ACT									
56105 Employee Relocation	DH-ACT									
56200 Travel	DH-ACT									
70037 Termination Pay	DH-ACT									
70090 WCN Training	CUST-2183/2185									
70095 Employee Comm Activity	DH-ACT									
70110 Contributions	DH-ACT									
70112 Political Contribution	DH-ACT									
70190 Registration Fee	CUST-ACT									
70195 Dues & Subscriptions	CUST-ACT									
70200 Travel	CUST-2183/2185									
70201 Entertainment	CUST-2183/2185									
70202 Excursion Meetings	CUST-2183/2185									
70203 Lodging	CUST-2183/2185									
70205 Travel Auto	CUST-2183/2185									
70206 Meals	CUST-2183/2185									

Revenue:	Allocator	Pacific	Yelm	Rainier	Commercial Recycling	2184	2185	Check
70010 Salaries	CUST-ACT							-
District Manager	EE COUNT							-
Total - Salaries of Gen Officers								
								-
70020 Wages Regular	CUST-ACT							-
70025 Wages OT	CUST-ACT							-
70035 Safety Bonuses	CUST-ACT							-
70036 Bonuses	CUST-ACT							-
70045 Contract Labor	CUST-ACT							-
70065 Vacation	CUST-ACT							-
70070 Sick Leave	CUST-ACT							-
Salaries-Office								
								-
57353 Monitoring	DH-ACT							-
57345 Security Services	ACT							-
70185 Postage	CUST-2183/2185							-
70210 Office Supplies	CUST-2183/2185							-
Customer Notification	ACT							-
70214 Credit Card Fees	CUST-ACT							-
70215 Bank Charges	CUST-ACT							-
70220 Sponsorships	CUST-ACT							-
70302 Computer Supplies	CUST-ACT							-
70303 Software License Fees	CUST-ACT							-
70345 Security Services	CUST-2183/2185							-
Total Office & Other Exp								
								-
70235 Legal	DH-ACT							-
Total Legal & Accounting								
								-
57150 Utilities	DH-ACT							-
52165 Communication	DH-ACT							-
57165 Communication	DH-2183/2185							-
70150 Utilities	CUST-2183/2185							-
70165 Communication	CUST-ACT							-
70167 Cell Phone	CUST-ACT							-
Total Communication & Utilites								
								-
70149 Corp OH Allocation	REV-ACT							-
70148 Alloc Exp In Distr	CUST-ACT							-
Total Management OH Fee								
								-
50060 Group Insurance	DH-ACT							-
52060 Group Insurance	ACT							-
55060 Group Insurance	CONT COUNT							-
56060 Group Insurance	ACT							-
70060 Group Insurance	ACT							-
50115 Pension	ACT							-
50116 Union Benefit Expense	ACT							-
50117 Union Pension	ACT							-
52115 Pension	ACT							-
55115 Pension and Profit Sharing	CONT COUNT							-
56115 Pension	ACT							-
60116 Pension	ACT							-
70116 Pension	ACT							-
Total Employee Welfare								
								-
70320 Credit and Collection	CUST-ACT							-
Total Bad Debt Collection Expense								
								-
70310 Bad Debt Provision	REV-ACT							-
Total Uncollectible Revenue								
								-
43002 UTC Fee	ACT							-
Total WUTC Fee								
								-
52185 Travel	DH-ACT							-
56105 Employee Relocation	DH-ACT							-
56200 Travel	DH-ACT							-
70037 Termination Pay	DH-ACT							-
70090 WCN Training	CUST-2183/2185							-
70095 Employee Comm Activity	DH-ACT							-
70110 Contributions	DH-ACT							-
70112 Political Contribution	DH-ACT							-
70190 Registration Fee	CUST-ACT							-
70195 Dues & Subscriptions	CUST-ACT							-
70200 Travel	CUST-2183/2185							-
70201 Entertainment	CUST-2183/2185							-
70202 Excursion Meetings	CUST-2183/2185							-
70203 Lodging	CUST-2183/2185							-
70205 Travel Auto	CUST-2183/2185							-
70206 Meals	CUST-2183/2185							-

Revenue:	Allocator	2183	2184	2185	Total Per Books	2183	2184	2185	2183	2184
70231 Recruitment Advertising & Expense	CUST-ACT									
70255 Other Professional Fees	ACT									
70300 Data Processing	CUST-ACT									
70330 Equipment/Truck Safety Event	DH-ACT									
70335 Miscellaneous	CUST-ACT									
70336 Coffee Bar	DH-ACT									
91002 NSF Fees	CUST-ACT									
Total Other General Expenses										
51260 Depreciation Trks	ACT									
54260 Depreciation Cont, DB	ACT									
Depreciation Service	ACT									
57260 Depreciation Shop	ACT									
70260 Depreciation Office	ACT									
MRF Equipment	ACT									
Buildings (Structures)	ACT									
Leasehold Improvements	ACT									
70264 Amortization	ACT									
Total Depreciation/Amort										
91000 Unusual Gain/(Loss)	ACT									
91010 Sale of Asset	ACT									
91015 Gain/Loss from Real Estate Lease	ACT									
Total G/L On Sale of Assets										
70269 Long Term Contr Amort	ACT									
Total Amort										
51295 Licenses	DH-ACT									
57357 Permits	DH-ACT									
70357 Permits	ACT									
Total Vehicle Licenses										
57275 Property Tax	CUST-2183/2185									
Property Tax										
50050 Payroll Taxes	DH-ACT									
52050 Payroll Taxes	ACT									
55050 Payroll Taxes	CONT COUNT									
56050 Payroll Taxes	ACT									
60050 Payroll Taxes	ACT									
70050 Payroll Taxes	ACT									
Total Payroll Taxes										
43001 Taxes & Pass Thru Fees	REV-ACT									
Specific taxes and pass thru fees	ACT									
Total State Revenue Taxes										
41201 Rebate & Rev Sharing	ACT									
57280 Other Taxes	DH-ACT									
Total Operating Tax & Lic										
57170 Real Estate Rental	CUST-ACT									
57171 Variable Qualifying Lease Expens	CUST-ACT									
57175 Equipment Vehicle Rental	DH-ACT									
57176 Short Term Equip/Vehicle/Bldg R	DH-ACT									
70175 Equipment Rental	DH-ACT									
Total - Equip Rent										
Total Expenses										
Operating Ratio										
Net Income (Loss)										
		0	0	0						

Revenue:	Allocator	2185	Adjusted Balance	2183	2184	2185	2183	2184	2185	Final Total
70231 Recruitment Advertising & Expense	CUST-ACT									
70255 Other Professional Fees	ACT									
70300 Data Processing	CUST-ACT									
70330 Equipment/Truck Safety Event	DH-ACT									
70335 Miscellaneous	CUST-ACT									
70336 Coffee Bar	DH-ACT									
91002 NSF Fees	CUST-ACT									
Total Other General Expenses										
<hr/>										
51260 Depreciation Trks	ACT									
54260 Depreciation Cont, DB	ACT									
Depreciation Service	ACT									
57260 Depreciation Shop	ACT									
70260 Depreciation Office	ACT									
MRF Equipment	ACT									
Buildings (Structures)	ACT									
Leasehold Improvements	ACT									
70264 Amortization	ACT									
Total Depreciation/Amort										
<hr/>										
91000 Unusual Gain/(Loss)	ACT									
91010 Sale of Asset	ACT									
91015 Gain/Loss from Real Estate Lease	ACT									
Total G/L On Sale of Assets										
<hr/>										
70269 Long Term Contr Amort	ACT									
Total Amort										
<hr/>										
51295 Licenses	DH-ACT									
57357 Permits	DH-ACT									
70357 Permits	ACT									
Total Vehicle Licenses										
<hr/>										
57275 Property Tax	CUST-2183/2185									
Property Tax										
<hr/>										
50050 Payroll Taxes	DH-ACT									
52050 Payroll Taxes	ACT									
55050 Payroll Taxes	CONT COUNT									
56050 Payroll Taxes	ACT									
60050 Payroll Taxes	ACT									
70050 Payroll Taxes	ACT									
Total Payroll Taxes										
<hr/>										
43001 Taxes & Pass Thru Fees	REV-ACT									
Specific taxes and pass thru fees	ACT									
Total State Revenue Taxes										
<hr/>										
41201 Rebate & Rev Sharing	ACT									
57280 Other Taxes	DH-ACT									
Total Operating Tax & Lic										
<hr/>										
57170 Real Estate Rental	CUST-ACT									
57171 Variable Qualifying Lease Expens	CUST-ACT									
57175 Equipment Vehicle Rental	DH-ACT									
57176 Short Term Equip/Vehicle/Bldg R	DH-ACT									
70175 Equipment Rental	DH-ACT									
Total - Equip Rent										
Total Expenses										
Operating Ratio										
Net Income (Loss)										

Revenue:	Allocator	Pacific	Yelm	Rainier	Commercial Recycling	2184	2185	Check
70231 Recruitment Advertising & Expense	CUST-ACT							-
70255 Other Professional Fees	ACT							-
70300 Data Processing	CUST-ACT							-
70330 Equipment/Truck Safety Event	DH-ACT							-
70335 Miscellaneous	CUST-ACT							-
70336 Coffee Bar	DH-ACT							-
91002 NSF Fees	CUST-ACT							-
Total Other General Expenses								-
51260 Depreciation Trks	ACT							-
54260 Depreciation Cont, DB	ACT							-
Depreciation Service	ACT							-
57260 Depreciation Shop	ACT							-
70260 Depreciation Office	ACT							-
MRF Equipment	ACT							-
Buildings (Structures)	ACT							-
Leasehold Improvements	ACT							-
70264 Amortization	ACT							-
Total Depreciation/Amort								-
91000 Unusual Gain/(Loss)	ACT							-
91010 Sale of Asset	ACT							-
91015 Gain/Loss from Real Estate Lease	ACT							-
Total G/L On Sale of Assets								-
70269 Long Term Contr Amort	ACT							-
Total Amort								-
51295 Licenses	DH-ACT							-
57357 Permits	DH-ACT							-
70357 Permits	ACT							-
Total Vehicle Licenses								-
57275 Property Tax	CUST-2183/2185							-
Property Tax								-
50050 Payroll Taxes	DH-ACT							-
52050 Payroll Taxes	ACT							-
55050 Payroll Taxes	CONT COUNT							-
56050 Payroll Taxes	ACT							-
60050 Payroll Taxes	ACT							-
70050 Payroll Taxes	ACT							-
Total Payroll Taxes								-
43001 Taxes & Pass Thru Fees	REV-ACT							-
Specific taxes and pass thru fees	ACT							-
Total State Revenue Taxes								-
41201 Rebate & Rev Sharing	ACT							-
57280 Other Taxes	DH-ACT							-
Total Operating Tax & Lic								-
57170 Real Estate Rental	CUST-ACT							-
57171 Variable Qualifying Lease Expens	CUST-ACT							-
57175 Equipment Vehicle Rental	DH-ACT							-
57176 Short Term Equip/Vehicle/Bldg R	DH-ACT							-
70175 Equipment Rental	DH-ACT							-
Total - Equip Rent								-
Total Expenses								0
Operating Ratio								44,536,963.05
Net Income (Loss)								

Harold LeMay Enterprises Inc. G-98
 DBA Pacific Disposal, Butlers Cover Refuse Service & Rural Garbage Service
 Regulated Line of Business Allocation
 November 1, 2020 - October 31, 2021

Abbreviations				
		MSW	Recycling	YW
Driver Hours	DH	60%	31%	10%
Revenue	REV	76%	17%	7%
Customers	CUST	40%	45%	15%
Actual	ACT			

Revenue:	Allocator	Total Regulated	MSW	Recycling	YW	Check
32000 Residential	ACT					-
32100 Recycling	ACT					-
32110 Yard Waste	ACT					-
MF Recycling	ACT					-
33000 Comm Containers	ACT					-
31000 Drop Box	ACT					-
31004 Drop Box Recycling	ACT					-
31005 Pass Thru	ACT					-
35000 TF Station	ACT					-
33020 Comm Recycling	ACT					-
35500 Recycling Material	ACT					-
38000 Service Charge	REV					-
38001 P-Card Revenue	DH					-
Total						-
Expenses:						
52010 Salaries	DH					-
52020 Wages-Regular	DH					-
52025 Wages-OT	DH					-
52035 Safety Bonus	DH					-
52036 Other Bonus/Commission - Non-Safety	DH					-
52065 Vacation Pay	DH					-
52070 Sick Pay	DH					-
55020 Wages Regular	ACT					-
55025 Wages O.T.	ACT					-
55065 Vacation Pay	ACT					-
55070 Sick Pay	ACT					-
Wages Container Mechanics						-
57125 Building Supplies	CUST					(0)
57147 Repair-Shop, Bldg	CUST					-
Total						(0)
52120 Parts & Materials	DH					-
52125 Operating Supplies	DH					-
52135 Equipment & Maint Rep	DH					-
52181 Freight	DH					-
55120 Parts & Materials	DH					-
55125 Operating Supplies	DH					-
52147 Outside Repair	DH					-
55147 Outside Repair	ACT					-
55181 Freight	ACT					-
Total						0
52140 Tires & Tubes	DH					-
Total Tires & Tubes						-
52090 Uniforms	DH					-
52182 Towing	DH					-
52200 Office Supplies	DH					-
Other Maint						-
50010 Salaries-Supervisor	DH					-
56010 Salaries-Supervisor	DH					-
56035 Safety Bonuses	DH					-
56065 Vacation Pay	DH					-
Wages-Supervisor						-
50020 Wages Regular	DH					-
50025 Wages OT	DH					-
50035 Safety Bonus	DH					-
50036 Other Bonus/Commission - Non-Safety	DH					-
50065 Vacation Pay	DH					-
50070 Sick Pay	DH					-
Total Driver Wages						0
52142 Fuel Expense	DH					-
52144 Urea Additive Expense	DH					-

Revenue:	Allocator	Total Regulated	MSW	Recycling	YW	Check
52146 Oil and Grease	DH					-
56142 Fuel Expense	DH					-
Total Fuel and Oil						(0)
41121 Brokerage Cost	ACT					-
41129 Brokerage Cost IC	ACT					-
Total Purchased Transportation						-
50045 Contract Labor	DH					-
57255 Other Prof Fees	DH					-
50090 Uniforms	DH					-
57252 Subcontract Exp	ACT					-
57324 Penalties	DH					-
Total Other Collection Exp						-
40101 Disposal Landfill	ACT					-
Pass-Thru (Manual Adjust)	ACT					-
Yard Waste	ACT					-
40109 Disposal Landfill Intercompany	ACT					-
40122 Other Disposal	ACT					-
40139 Disposal Transfer Interco	ACT					-
40861 Processing Fee	ACT					-
40869 Processing Fee - Intercompany	ACT					-
Total Dump Fee and Charges						-
44161 Cost of Materials - OCC	ACT					-
44163 Cost of Materials - Other Paper	ACT					-
44168 Cost of Materials - Other	ACT					-
44169 Cost of Materials - IC	ACT					-
Total Processing Fees						-
60010 Salaries	ACT					-
60030 Bonuses and Commissions	ACT					-
60060 Group Insurance	ACT					-
60065 Vacation Pay	ACT					-
60070 Sick Pay	ACT					-
60201 Entertainment	ACT					-
60203 Lodging	ACT					-
60206 Meals	ACT					-
60207 Meals with Customers	ACT					-
60095 Employee Comm Activity	ACT					-
60195 Dues and Subscriptions	ACT					-
60205 Travel	ACT					-
Total Sales						-
60225 Advertising & Promotion	CUST					(0)
70225 Advertising	CUST					(0)
Total Advertising Exp						(0)
59340 Self Insurance Premium	DH					-
59341 Current Year Claims	DH					-
59342 Prior Year Claims	DH					-
59343 WC Current Year Claims	DH					0
59344 WC Prior Year Claims	DH					-
59400 Damage Paid by District	DH					-
59401 Ins Claims Repairs	DH					-
Total Public Liability						-
59500 WC Premium	DH					-
57370 Bond Exp-WC	DH					-
Total Workmen's Comp						-
50086 Safety & Training	DH					-
52086 Safety & Training	DH					-
57254 Drive Cam Fees	DH					-
70086 Safety & Taining	CUST					(0)
Total - Other Ins & Safety						-
70010 Salaries	CUST					-
District Manager	CUST					(0)
Total - Salaries of Gen Officers						(0)
70020 Wages Regular	CUST					(0)
70025 Wages OT	CUST					(0)
70035 Safety Bonuses	CUST					-
70036 Bonuses	CUST					(0)
70045 Contract Labor	CUST					(0)
70065 Vacation	CUST					(0)
70070 Sick Leave	CUST					(0)

Revenue:	Allocator	Total Regulated	MSW	Recycling	YW	Check
Salaries-Office						(0)
57353 Monitoring	DH					-
57345 Security Services	DH					-
70185 Postage	CUST					(0)
70210 Office Supplies	CUST					(0)
Customer Notification	CUST					(0)
70214 Credit Card Fees	CUST					(0)
70215 Bank Charges	CUST					-
70220 Sponsorships	CUST					-
70302 Computer Supplies	CUST					(0)
70303 Software License Fees	CUST					(0)
70345 Security Services	CUST					-
Total Office & Other Exp						-
70235 Legal	DH					-
Total Legal & Accounting						-
57150 Utilities	DH					-
52165 Communication	DH					-
57165 Communication	DH					-
70150 Utilities	CUST					(0)
70165 Communication	CUST					(0)
70167 Cell Phone	CUST					(0)
Total Communication & Utilites						(0)
70149 Corp OH Allocation	REV					-
70148 Alloc Exp In Distr	CUST					(0)
Total Management OH Fee						-
50060 Group Insurance	DH					-
50116 Union Benefit Expense	DH					-
52060 Group Insurance	DH					-
55060 Group Insurance	ACT					-
56060 Group Insurance	CUST					(0)
70060 Group Insurance	CUST					(0)
50115 Pension	DH					-
50117 Union Pension	DH					-
52115 Pension	DH					-
55115 Pension and Profit Sharing	ACT					-
56115 Pension	DH					-
60116 Pension	ACT					-
70116 Pension	CUST					(0)
Total Employee Welfare						-
70320 Credit and Collection	CUST					-
Total Bad Debt Collection Expense						-
70310 Bad Debt Provision	REV					-
Total Uncollectible Revenue						-
43002 UTC Fee	REV					-
Total WUTC Fee						-
52185 Travel	DH					-
56105 Employee Relocation	DH					-
56200 Travel	DH					-
70037 Termination Pay	DH					-
70090 WCN Training	CUST					-
70095 Employee Comm Activity	DH					-
70110 Contributions	DH					-
70112 Political Contribution	DH					-
70190 Registration Fee	ACT					-
70195 Dues & Subscriptions	CUST					(0)
70200 Travel	CUST					-
70201 Entertainment	CUST					(0)
70202 Excursion Meetings	CUST					(0)
70203 Lodging	CUST					(0)
70205 Travel Auto	CUST					-
70206 Meals	CUST					-
70231 Recruitment Advertising & Expenses	CUST					-
70255 Other Professional Fees	CUST					-
70300 Data Processing	CUST					(0)
70330 Equipment/Truck Safety Event	DH					-
70335 Miscellaneous	CUST					0
70336 Coffee Bar	DH					-
91002 NSF Fees	DH					-
Total Other General Expenses						-
51260 Depreciation Trks	ACT					0
54260 Depreciation Cont, DB	ACT					-
Depreciation Service	ACT					-
57260 Depreciation Shop	ACT					-
70260 Depreciation Office	ACT					(0)

Revenue:	Allocator	Total Regulated	MSW	Recycling	YW	Check
MRF Equipment	ACT					-
Buildings (Structures)	ACT					-
Leasehold Improvements	ACT					(0)
70264 Amortization	ACT					-
Total Depreciation/Amort						(0)
<hr/>						
91000 Unusual Gain/(Loss)	ACT					-
91010 Sale of Asset	ACT					-
91015 Gain/Loss from Real Estate Lease	ACT					-
Total G/L On Sale of Assets						-
<hr/>						
70269 Long Term Contr Amort	ACT					-
Total Amort						-
<hr/>						
51295 Licenses	DH					-
57357 Permits	DH					-
70357 Permits	DH					-
Total Vehicle Licenses						-
<hr/>						
57275 Property Tax	CUST					-
Property Tax						-
<hr/>						
50050 Payroll Taxes	DH					-
52050 Payroll Taxes	DH					-
55050 Payroll Taxes	ACT					-
56050 Payroll Taxes	DH					-
60050 Payroll Taxes	ACT					-
70050 Payroll Taxes	CUST					(0)
Total Payroll Taxes						-
<hr/>						
43001 Taxes & Pass Thru Fees	REV					-
Total State Revenue Taxes						-
<hr/>						
41201 Rebate & Rev Sharing	ACT					-
57280 Other Taxes	DH					-
Total Operating Tax & Lic						-
<hr/>						
57170 Real Estate Rental	DH					-
57171 Variable Qualifying Lease Expense	DH					-
57175 Equipment Vehicle Rental	DH					-
57176 Short Term Equip/Vehicle/Bldg Rental	DH					-
70175 Equipment Rental	DH					-
Total - Equip Rent						-
Total Expenses						(0)
Operating Ratio						
Net Income (Loss)						
Average Investment						

Harold LeMay Enterprises Inc. G-98
MRF Baling Fee Calculation

Explanation: District 2184 is made up of a recycle baling/re-load facility (MRF) and a County owned transfer station that we operate. The two facilities are at separate locations. All recycle trucks dump their material at the MRF, where it is re-loaded and trucked to Pioneer by LeMay Transportation. Pioneer pays the 2184 MRF \$20.07/ton for bringing the material in bailed, however this does not fully recover the baling cost. In order to calculate the true cost of baling we must first determine the 2184 costs that relate to the MRF, and then allocate those expenses on regulated vs. non-regulated recycling tons that come into the MRF.


Abbreviations					
	Transfer Station	MRF	Total	Non-Regulated	Regulated
Employee Hours	EE Hrs-Tons				
Revenue	REV - TONS				
Equipment Count	EQUIP COUNT - TONS				
Actual - Tons	ACT-TONS				
Actual	ACT				

Allocator	Allocated Pacific-Rural 2184	Transfer Station	MRF	Total	Non-Regulated	Regulated
Revenue:						
32000 Residential	ACT					
32100 Recycling	ACT					
32110 Yard Waste	ACT					
MF Recycling	ACT					
33000 Comm Containers	ACT					
31000 Drop Box	ACT					
31004 Drop Box Recycling	ACT					
31005 Pass Thru	ACT					
35000 TF Station	ACT					
33020 Comm Recycling	ACT					
35500 Recycling Material	ACT					
38000 Service Charge	ACT-TONS					
38001 P-Card Revenue	EE Hrs-Tons					
Total						
Expenses:						
57125 Building Supplies	EE Hrs-Tons					
57147 Repair-Shop, Bldg	ACT-TONS					
41200 Total						
52010 Salaries	EQUIP COUNT - TONS					
52020 Wages-Regular	EQUIP COUNT - TONS					
52025 Wages-OT	EQUIP COUNT - TONS					
52035 Safety Bonus	EQUIP COUNT - TONS					
52036 Other Bonus/Commission	EQUIP COUNT - TONS					
52065 Vacation Pay	EQUIP COUNT - TONS					
52070 Sick Pay	EQUIP COUNT - TONS					
41310 Wages Mechanics						
55020 Wages Regular	ACT					
55025 Wages O.T.	ACT					
55065 Vacation Pay	ACT					
55070 Sick Pay	ACT					
41311 Wages Container Mechanics						
52120 Parts & Materials	ACT					
52125 Operating Supplies	EQUIP COUNT - TONS					
52135 Equipment & Maint Rep	ACT-TONS					
55120 Parts & Materials	ACT-TONS					
55125 Operating Supplies	ACT-TONS					
41320 Total Parts & Materials						
52147 Outside Repair	ACT					
55147 Outside Repair	ACT					
55181 Freight	ACT					
41330 Total						
59400 Damage Paid by District	ACT					
59401 Ins Claims Repairs	ACT					
41340 Accident Repair						
52140 Tires & Tubes	EQUIP COUNT - TONS					
41600 Total						
52086 Safety & Training	EQUIP COUNT - TONS					
52090 Uniforms	EQUIP COUNT - TONS					
52182 Towing	EQUIP COUNT - TONS					
57254 Drive Cam Fees	ACT					
41800 Other Maint						
50010 Salaries-Supervisor	ACT					
56010 Salaries-Supervisor	ACT					
56035 Safety Bonuses	ACT					
56065 Vacation Pay	ACT					

		Allocated					
		Pacific-Rural	Transfer Station	MRF	Total	Non-Regulated	Regulated
42100	Wages-Supervisor	Allocator					
50020	Wages Regular	EE Hrs-Tons					
50025	Wages OT	EE Hrs-Tons					
50035	Safety Bonus	EE Hrs-Tons					
50036	Other Bonus/Commission	EE Hrs-Tons					
50065	Vacation Pay	EE Hrs-Tons					
50070	Sick Pay	EE Hrs-Tons					
42300	Total Driver Wages						
50045	Contract Labor	EE Hrs-Tons					
42315	Contract Labor						
52142	Fuel Expense	ACT					
52144	Urea Additive Expense	ACT					
52146	Oil and Grease	EQUIP COUNT - TONS					
56142	Fuel Expense	ACT					
42400	Total Fuel and Oil						
41121	Brokerage Cost	ACT					
41129	Brokerage Cost IC	ACT					
44161	Cost of Materials - OCC	ACT					
44163	Cost of Materials - Other P	ACT					
44168	Cost of Materials - Other	ACT					
44169	Cost of Materials - IC	ACT					
50086	Safety & Training	EE Hrs-Tons					
50090	Uniforms	EE Hrs-Tons					
52185	Travel	ACT					
56105	Employee Relocation	ACT					
56200	Travel	ACT					
57255	Other Prof Fees	EE Hrs-Tons					
57324	Penalties	ACT					
57353	Monitoring	ACT-TONS					
60205	Travel	ACT					
42800	Other Collection Exp						
40101	Disposal Landfill	ACT					
	Pass-Thru (Manual Adjust)	ACT					
40109	Disposal Landfill Intercom	ACT					
40122	Other Disposal	ACT					
40139	Disposal Transfer Interco	ACT					
43600	Dump Fee and Charges						
40861	Processing Fee	ACT-Tons					
40869	Processing Fee - Intercom	ACT-Tons					
43800	Processing Fee						
60010	Salaries	ACT					
60030	Bonuses and Commission	ACT					
60060	Group Insurance	ACT					
60065	Vacation Pay	ACT					
60070	Sick Pay	ACT					
60201	Entertainment	ACT					
60203	Lodging	ACT					
60206	Meals	ACT					
60207	Meals with Customers	ACT					
60095	Employee Comm Activity	ACT					
44000	Sales						
43002	UTC Fee	ACT					
44300	WUTC Fee						
60195	Dues and Subscriptions	ACT					
60225	Advertising & Promotion	ACT					
70225	Advertising	ACT					
44500	Advertising Exp						
59340	Self Insurance Premium	EE Hrs-Tons					
59341	Current Year Claims	EE Hrs-Tons					
59342	Prior Year Claims	EE Hrs-Tons					
45300	Public Liability						
59343	WC Current Year Claims	EE Hrs-Tons					
59344	WC Prior Year Claims	ACT					
59500	WC Premium	EE Hrs-Tons					
57370	Bond Exp-WC	ACT					
45400	Workmen's Comp						
70010	Salaries	ACT-TONS					
	District Manager	EE Hrs-Tons					
70020	Wages Regular	ACT					
70025	Wages OT	ACT					
70035	Safety Bonuses	ACT					
70036	Bonuses	ACT					

		Allocated					
		Pacific-Rural	Transfer Station	MRF	Total	Non-Regulated	Regulated
70045	Contract Labor	Allocator					
70065	Vacation	ACT					
70070	Sick Leave	ACT					
46130 Salaries-Office							
70149	Corp OH Allocation	EE Hrs-Tons					
46100 Management Fee							
52181	Freight	ACT					
52200	Office Supplies	ACT					
57175	Equipment Vehicle Rental	ACT-TONS					
57176	Short Term Equip/Vehicle/	ACT-TONS					
57345	Security Services	ACT					
70185	Postage	ACT					
70210	Office Supplies	EE Hrs-Tons					
	Customer Notification	ACT					
70214	Credit Card Fees	ACT					
70215	Bank Charges	ACT					
70220	Sponsorships	ACT					
70300	Data Processing	ACT					
70302	Computer Supplies	ACT					
70303	Software License Fees	ACT					
70320	Credit and Collection	ACT					
70345	Security Services	ACT					
46200 Office & Other Exp							
70235	Legal	EE Hrs-Tons					
46300 Legal & Accounting							
57150	Utilities	ACT-TONS					
70150	Utilities	ACT-TONS					
46400 Utilities							
52165	Communication	EQUIP COUNT - TONS					
57165	Communication	ACT					
70165	Communication	ACT					
70167	Cell Phone	ACT					
46410 Communication							
50060	Group Insurance	EE Hrs-Tons					
50116	Union Benefit Expense	ACT					
52060	Group Insurance	EQUIP COUNT - TONS					
55060	Group Insurance	ACT					
56060	Group Insurance	ACT					
70060	Group Insurance	ACT					
46500 Employee Welfare							
50115	Pension	EE Hrs-Tons					
50117	Union Pension	ACT					
52115	Pension	EQUIP COUNT - TONS					
55115	Pension and Profit Sharing	ACT					
56115	Pension	ACT					
60116	Pension	ACT					
70116	Pension	ACT					
46510 Pension							
70310	Bad Debt Provision	ACT-TONS					
46700 Bad Debts							
57252	Subcontract Exp	ACT					
70037	Termination Pay	ACT					
70086	Safety & Taining	EE Hrs-Tons					
70090	WCN Training	EE Hrs-Tons					
70095	Employee Comm Activity	EE Hrs-Tons					
70110	Contributions	ACT					
70112	Political Contribution	ACT					
70148	Alloc Exp In Distr	EE Hrs-Tons					
70175	Equipment Rental	ACT					
70190	Registration Fee	ACT					
70195	Dues & Subscriptions	ACT					
70200	Travel	EE Hrs-Tons					
70201	Entertainment	ACT					
70202	Excursion Meetings	EE Hrs-Tons					
70203	Lodging	ACT					
70205	Travel Auto	EE Hrs-Tons					
70206	Meals	ACT					
70231	Recruitment Advertising &	ACT					
70255	Other Professional Fees	ACT					
70330	Equipment/Truck Safety E	EE Hrs-Tons					
70335	Miscellaneous	EE Hrs-Tons					
70336	Coffee Bar	ACT					
70357	Permits	ACT					
91015	Gain/Loss from Real Estat	ACT					
46900 Other General Expenses							

			Allocated					
			Pacific-Rural	Transfer Station	MRF	Total	Non-Regulated	Regulated
51260	Depreciation Trks	Allocator						
		ACT-Tons						
54260	Depreciation Cont, DB	ACT						
	Depreciation Service	ACT						
57260	Depreciation Shop	ACT						
70260	Depreciation Office	ACT						
	MRF Equipment	ACT-Tons						
	Buildings (Structures)	ACT						
	Leasehold Improvements	ACT						
70264	Amortization	ACT						
91010	Sale of Asset	ACT						
Total								
41201	Rebate & Rev Sharing	ACT-Tons						
57280	Other Taxes	Rev - Tons						
52000 Operating Tax & Lic								
43001	Taxes & Pass Thru Fees	REV - TONS						
52030 State Excise Tax								
51295	Licenses	ACT						
57357	Permits	EE Hrs-Tons						
52200 Vehicle Licenses								
57275	Property Tax	ACT						
52300 Property Tax								
50050	Payroll Taxes	EE Hrs-Tons						
52050	Payroll Taxes	EQUIP COUNT - TONS						
55050	Payroll Taxes	ACT						
56050	Payroll Taxes	ACT						
60050	Payroll Taxes	ACT						
70050	Payroll Taxes	ACT						
52400 Payroll Taxes								
57170	Real Estate Rental	ACT						
57171	Variable Qualifying Lease	ACT-TONS						
53200 Rent-Land, Structures								
70269	Long Term Contr Amort	ACT						
Total Amort								
91000 Unusual Gain/(Loss)								
Total								
Operating Ratio								
Net Income (Loss)								



Harold LeMay Enterprises Inc. G-98
DBA Pacific Disposal, Butlers Cover Refuse Service & Rural Garbage Service
Restating Adjustments
November 1, 2020 - October 31, 2021

Reconcile Revenue to Detailed Billing Records and Determine Regulated vs. Non-Regulated Breakout





Harold LeMay Enterprises Inc. G-98
 DBA Pacific Disposal, Butlers Cover Refuse Service & Rural Garbage Service
 Restating Adjustments
 November 1, 2020 - October 31, 2021



Adjust WUTC Fee to Actual

Regulated Revenue \$	30,893,975		
UTC Fee	0.5100%		
Test Period Fees \$	157,559		
PER IS \$	160,565.65		
Adjustment \$	(3,006)		
		46800	

Bad Debt Calculation

Bad Debt:			
Write-off	2183		
Beginning test period	1,569,991	11902 Bad Debt %	0.05%
Ending test period	1,634,147		
	64,156		
Recovery			
Beginning test period	673,519	11903	
Ending test period	719,529		
	46,010		
Actual write-off expense	18,146		
Income Statement	17,696		
Adjustment	450		
		46700	

RS-10: Adjust in Bailing Fee Differential



Harold LeMay Enterprises Inc. G-98
 DBA Pacific Disposal, Butlers Cover Refuse Service & Rural Garbage Service
 Proforma Adjustments
 November 1, 2020 - October 31, 2021

Forward Looking Wage Increases:

Residential Garbage Drivers	68,880	
Residential Recycling	27,275	
Residential Yard Waste	15,651	
Commercial Recycling	28,968	
Commercial Garbage	18,675	
Roll Off Driver	29,298	
Delivery Driver	2,126	
Dispatcher	4,047	
Relief Driver	148,649	
Yard Labore	53,664	
Adjustment 50020	397,234	- check
<hr/>		
Mechanics 52020	35,343	
Maintenance Manager 52010	2,576	
Container 55020	1,767	
Office Salaried 70010	34,288	
Office Hourly 70020	31,726	
Supervisors 56010	16,937	
Sales 60010	1,849	
	124,485	- check
<hr/>		
Wage Increases Adjust	521,719	

Reclass PR Tax:

Drivers 50050	30,388	
Mechanics 52020/52010	2,901	
Container 55020	197	
Office Salaried/Hourly 70010/70020	5,050	
Supervisors 56010	1,296	
Sales 60010	141	
Adjust PR Tax	39,973	

Customer Notification:

Residential	58,918	0.60	\$	35,351
Commercial	4,976	0.60	\$	2,985
Roll-off	240	0.60	\$	144
	<i>check</i>	-	\$	38,480

Notification Cost Amortizes over 36-months \$12,827



[Redacted content]

2.00%

[Redacted content]

Harold LeMay Enterprises Inc. G-98
 DBA Pacific Disposal, Butlers Cover Refuse Service & Rural Garbage Service
 Allocators for Regulated, Non-Regulated and by Line of Business
 November 1, 2020 - October 31, 2021

Link within this workbook

Line of Business	Pacific	Yelm	Rainier	Commercial Recycling	2184	2185	Total
Customer Counts							
Number of Customers							
Resi MSW Serviced Customers							
Commercial MSW Serviced Customers							
Resi Recycle Serviced Customers							
Multi Family Recycling Serviced Customers							
Commercial Recycling Serviced Customers							
YW Serviced Customers							
Roll off Serviced Customers							
Roll off Recycling Serviced Customers							
Shred Customers							
Long Haul Customers							
Total Customer Count							
Less City Billed Customers							
Customers Billed							
Allocation of Customers							
Resi MSW Serviced Customers							
Commercial MSW Serviced Customers							
Resi Recycle Serviced Customers							
Multi Family Recycling Serviced Customers							
Commercial Recycling Serviced Customers							
YW Serviced Customers							
Roll off Serviced Customers							
Roll off Recycling Serviced Customers							
Shred Customers							
Long Haul Customers							
Serviced %							
Recycling Customers							
2183 Regualted/Non-Regulated Customers							
2183 Non-Regulated Customers							
2183/2185 Customers							
Regulated Line of Service Allocation							
Resi MSW Serviced Customers							
Commercial MSW Serviced Customers							
Resi Recycle Serviced Customers							
Multi Family Recycling Serviced Customers							
Commercial Recycling Serviced Customers							
YW Serviced Customers							
Roll off Serviced Customers							
Roll off Recycling Serviced Customers							
Grand Total							
Driver Hours							
Driver Hours							
Residential MSW							
Commercial MSW							
Residential Recycle							
Commercial Recycle							
RO Recycling							
MF Recycling							
Yard Waste							
LH							
Roll off							
Shred							
MRF							
TS							
Total							
Driver Hour Percentages by Bill Area							
Residential MSW							
Commercial MSW							
Residential Recycle							
Commercial Recycle							
RO Recycling							
MF Recycling							
Yard Waste							

LH
 Roll off
 Shred
 MRF
 TS
 Total

 2183 Hours
 2183 Non-Reg Hours
 2183/2185 Hours
 Total Roll Off Hours
 Recycling Hours
 Total Route Hours (except RO)
 Total MSW Packer Hours
 Residential MSW & Recycling
 Residential/MF Recycling
 2183 Hours (excluding Commercial Recycling)

Driver Hour Percentages by Line of Service

Residential MSW
 Commercial MSW
 Residential Recycle
 Commercial Recycle
 RO Recycling
 MF Recycling
 YW Customers
 Long Haul
 Roll off
 Total

Container Depreciation

Company Provided Containers By Bill Area

	Pacific	Yelm	Rainier	Commercial Recycling	2184	2185	Total
Residential MSW							
Recycling Carts							
Recycling Bins							
Roll-Off							
Roll-Off Recycle							
Commercial - Carts							
Commercial - Containers							
Commercial Recycling - Carts							
Commercial Recycling - Containers							
Commercial Recycling - Bins							
Multi-Family Recycling - Carts							
Multi-Family Recycling - Containers							
Commercial YW Cart							
Yard Waste							

Allocation of Container Depreciation

Residential MSW
 Recycling Carts
 Recycling Bins
 Roll-Off
 Roll-Off Recycle
 Commercial - Carts
 Commercial - Containers
 Commercial Recycling - Carts
 Commercial Recycling - Containers
 Commercial Recycling - Bins
 Multi-Family Recycling - Carts
 Multi-Family Recycling - Containers
 Commercial YW Cart
 Yard Waste

Total Containers
Containers
 RO
MSW Carts
 Carts
Garbage Containers
 Garbage Carts

Recycling Cart Recycle Carts (Reg, Yelm, Rainier) RO & Commercial Containers								
Recycle Tons								
	Pacific	Yelm	Rainier	Commercial Recycling				Total
2184 Allocators for Bale Fee Analysis								
	TS	MRF	Total					
	Employee Hours							
	% Employee Hours							
	Equipment Count							
	% Equipment Count							
MSW Tons								
	Pacific	Yelm	Rainier				Total	
	Resi/Comm Tonnage							
FTE Count								
	Pacific	Yelm	Rainier	Commercial Recycling	2184	2185	Total	
Total FTE (excluding DM)								
FTE (Excluding Supervisors & DM)								
Maintenance FTE								

Public Co		LURITO - GALLAGHER FORMULA MODEL 2018 vs.2c				Public Co
Line No.	(a)	(b)	(c)	(d)	(e)	(f)
		Historical	Revenue Change	Proforma	Add: Revenue Sensitive Taxes	Revenue Requirement
1	Operating Revenue	30,961,947	1,727,682	32,689,629	45,385	32,735,014
2	Operating Expenses	29,537,270		29,537,270	45,385	29,582,655
3	Operating Income	1,424,677		3,152,359		\$3,152,359
4						
5	Interest Expense	237,567		237,567		237,567
6	Income Tax Expense	206,027	406,079	612,106		612,106
7						
8	Net Income	981,083		2,302,685		2,302,685
9						
10	Operating Ratio	95.40%		90.36%		90.37%
11						
12	Revenue Requirement					
13	Historical Revenue	30,961,947		Revenue Increase before taxes		1,727,682
14	Rate Increase	1,773,067		Rev Sensitive Taxes		45,385
15	Revenue Requirement	32,735,014		Rate Increase		1,773,067
16		Percent Increase	5.73%			
17						
18	Capitla Structure Financing Investment			Financing Cost		
19	Type	Percent	Amount	Cost of Capital	Weighted	Amount
20	Equity	59.27%	10,377,467	22.19%	13.15%	2,302,685
21	Debt	40.73%	7,131,987	3.33%	1.36%	237,567
22	Total	100.00%	17,509,454		14.51%	2,540,253
23						
24						
25	Operating Statistics		Before	After		
26			Income Tax	Income Tax		
27	Return on Investment		18.00%	14.51%		
28	Return on Equity		28.09%	22.19%		
29	Operating Ratio		90.36%	90.37%		
30	Profit Margin		9.64%	9.64%		
31	Final turnover		1.87	1.87		
32	Tax Rate		21.00%	21.00%		
33						
34						
35	Revenue Sensitive Taxes Charges					
36			Rate	Taxes		
37	B & O Tax		1.750%	34,335		
38	WUTC Fee		0.510%	10,006		
39	City Tax		0.000%	-		
40	Bad Debts		0.053%	1,044		
41	Revenue Sensitive		2.313%	45,385		
42						
43	Conversion Factor		88.06%			

Public Co		LURITO - GALLAGHER FORMULA MODEL 2018 vs.2c				Public Co
Line No.	(a)	(b)	(c)	(d)	(e)	(f)
		Historical	Revenue Change	Proforma	Add: Revenue Sensitive Taxes	Revenue Requirement
1	Operating Revenue	23,438,321	845,562	24,283,883	22,220	24,306,103
2	Operating Expenses	21,935,534		21,935,534	22,220	21,957,754
3	Operating Income	<u>1,502,787</u>		<u>2,348,349</u>		<u>\$2,348,349</u>
4						
5	Interest Expense	181,095		181,095		181,095
6	Income Tax Expense	229,384	225,739	455,123		455,123
7						
8	Net Income	<u>1,092,307</u>		<u>1,712,130</u>		<u>1,712,130</u>
9						
10	Operating Ratio	93.59%		90.33%		90.34%
11						
12	Revenue Requirement					
13	Historical Revenue	23,438,321		Revenue Increase before taxes		845,562
14	Rate Increase	867,782		Rev Sensitive Taxes		22,220
15	Revenue Requirement	<u>24,306,103</u>		Rate Increase		<u>867,782</u>
16		Percent Increase		3.70%		
17						
18	Capitl Structure Financing Investment			Financing Cost		
19	Type	Percent	Amount	Cost of Capital	Weighted	Amount
20	Equity	59.27%	7,910,646	21.64%	12.83%	1,712,130
21	Debt	40.73%	5,436,647	3.33%	1.36%	181,095
22	Total	100.00%	<u>13,347,293</u>		14.18%	<u>1,893,225</u>
23						
24						
25	Operating Statistics		Before	After		
26			Income Tax	Income Tax		
27	Return on Investment		17.59%	14.18%		
28	Return on Equity		27.40%	21.64%		
29	Operating Ratio		90.33%	90.34%		
30	Profit Margin		9.67%	9.67%		
31	Final turnover		1.82	1.82		
32	Tax Rate		21.00%	21.00%		
33						
34						
35	Revenue Sensitive Taxes Charges					
36			Rate	Taxes		
37	B & O Tax		1.750%	16,810		
38	WUTC Fee		0.510%	4,899		
39	City Tax		0.000%	-		
40	Bad Debts		0.053%	511		
41	Revenue Sensitive		<u>2.313%</u>	<u>22,220</u>		
42						
43	Conversion Factor		88.03%			

Public Co		LURITO - GALLAGHER FORMULA MODEL 2018 vs.2c				Public Co
Line No.	(a)	(b)	(c)	(d)	(e)	(f)
		Historical	Revenue Change	Proforma	Add: Revenue Sensitive Taxes	Revenue Requirement
1	Operating Revenue	5,357,817	609,687	5,967,504	16,009	5,983,513
2	Operating Expenses	5,393,669		5,393,669	16,009	5,409,678
3	Operating Income	<u>(35,852)</u>		<u>573,835</u>		<u>\$573,835</u>
4						
5	Interest Expense	42,331		42,331		42,331
6	Income Tax Expense	-	111,616	111,616		111,616
7						
8	Net Income	<u>(78,183)</u>		<u>419,889</u>		<u>419,889</u>
9						
10	Operating Ratio	100.67%		90.38%		90.41%
11						
12	Revenue Requirement					
13	Historical Revenue	5,357,817		Revenue Increase before taxes		609,687
14	Rate Increase	625,696		Rev Sensitive Taxes		16,009
15	Revenue Requirement	<u>5,983,513</u>		Rate Increase		<u>625,696</u>
16		Percent Increase	11.68%			
17						
18	Capitla Structure Financing Investment			Financing Cost		
19	Type	Percent	Amount	Cost of Capital	Weighted	Amount
20	Equity	59.27%	1,849,100	22.71%	13.46%	419,889
21	Debt	40.73%	1,270,807	3.33%	1.36%	42,331
22	Total	100.00%	<u>3,119,907</u>		<u>14.82%</u>	<u>462,219</u>
23						
24						
25	Operating Statistics		Before	After		
26			Income Tax	Income Tax		
27	Return on Investment		18.39%	14.82%		
28	Return on Equity		28.74%	22.71%		
29	Operating Ratio		90.38%	90.41%		
30	Profit Margin		9.62%	9.62%		
31	Final turnover		1.92	1.92		
32	Tax Rate		21.00%	21.00%		
33						
34						
35	Revenue Sensitive Taxes Charges					
36			Rate	Taxes		
37	B & O Tax		1.750%	12,111		
38	WUTC Fee		0.510%	3,530		
39	City Tax		0.000%	-		
40	Bad Debts		0.053%	368		
41	Revenue Sensitive		<u>2.313%</u>	<u>16,009</u>		
42						
43	Conversion Factor		88.10%			

Public Co		LURITO - GALLAGHER FORMULA MODEL 2018 vs.2c				Public Co
Line No.	(a)	(b)	(c)	(d)	(e)	(f)
		Historical	Revenue Change	Proforma	Add: Revenue Sensitive Taxes	Revenue Requirement
1	Operating Revenue	2,165,810	270,546	2,436,356	7,084	2,443,440
2	Operating Expenses	2,208,067		2,208,067	7,084	2,215,151
3	Operating Income	<u>(42,257)</u>		<u>228,289</u>		<u>\$228,289</u>
4						
5	Interest Expense	14,141		14,141		14,141
6	Income Tax Expense	-	44,971	44,971		44,971
7						
8	Net Income	<u>(56,398)</u>		<u>169,177</u>		<u>169,177</u>
9						
10	Operating Ratio	101.95%		90.63%		90.66%
11						
12	Revenue Requirement					
13	Historical Revenue	2,165,810		Revenue Increase before taxes		270,546
14	Rate Increase	277,630		Rev Sensitive Taxes		7,084
15	Revenue Requirement	<u>2,443,440</u>		Rate Increase		<u>277,630</u>
16		Percent Increase	12.82%			
17						
18	Capitla Structure Financing Investment			Financing Cost		
19	Type	Percent	Amount	Cost of Capital	Weighted	Amount
20	Equity	59.27%	617,721	27.39%	16.23%	169,177
21	Debt	40.73%	424,533	3.33%	1.36%	14,141
22	Total	100.00%	<u>1,042,254</u>		<u>17.59%</u>	<u>183,318</u>
23						
24						
25	Operating Statistics		Before	After		
26			Income Tax	Income Tax		
27	Return on Investment		21.90%	17.59%		
28	Return on Equity		34.67%	27.39%		
29	Operating Ratio		90.63%	90.66%		
30	Profit Margin		9.37%	9.37%		
31	Final turnover		2.34	2.34		
32	Tax Rate		21.00%	21.00%		
33						
34						
35	Revenue Sensitive Taxes Charges					
36			Rate	Taxes		
37	B & O Tax		1.750%	5,359		
38	WUTC Fee		0.510%	1,562		
39	City Tax		0.000%	-		
40	Bad Debts		0.053%	163		
41	Revenue Sensitive		<u>2.313%</u>	<u>7,084</u>		
42						
43	Conversion Factor		88.34%			

Note: Data below is from payroll registers. Links have been broken to the source file to maintain data integrity. Source documents are available upon request.

District #	EE #	Name	Job	Total Proforma Pay	Union/Non-Unic	Pro-Forma Raise Adjust	Normalizing Wage Adjustments	Union Pension Adjustment
TOTAL RESIDENTIAL GARBAGE								
TOTAL ROLLOFF								
TOTAL RESIDENTIAL RECYCLING								
TOTAL COMMERCIAL RECYCLING								
TOTAL COMMERCIAL GARBAGE								
TOTAL YARD WASTE								

District #	EE #	Name	Job	Total Proforma Pay	Union/Non-Unic	Pro-Forma Raise Adjust	Normalizing Wage Adjustments	Union Pension Adjustment
TOTAL DELIVERY								
Headcount Adds (x2)								
TOTAL RELIEF DRIVERS								
Headcount Add								
TOTAL YARD LABORER								
TOTAL DISPATCHERS								
TOTAL DRIVERS								
TOTAL MECHANICS								
TOTAL SALES								
TOTAL CONTAINER								
2183	319864	Austin Sly	Assistant Controller					
TOTAL G&A								
TOTAL SUPERVISOR								
GRAND TOTALS								

District #	EE #	Name	Job	Total Proforma Pay	Union/Non-Unic	Pro-Forma Raise Adjust	Normalizing Wage Ajdustments	Union Pension Adjustment
(B)								

(B)

Service Code	Service Code Description	Tariff Rate 2021	Tariff Rate 9/1/2021	Total Revenue	Average	Cart Size	Can Size
RESIDENTIAL SERVICES		RESIDENTIAL SERVICES					
RESIDENTIAL GARBAGE		RESIDENTIAL GARBAGE					
RL020.0G1W001	20 GL 1X WK 1	9.56	9.60	7,973	69	20	
SL020.0G1W001	20 GL 1X WK 1	9.56	9.60	407,489	3,551	20	
RL032.0G1M001	32 GL 1X MO 1	6.62	6.65	798	10		32
RL032.0G1W001	32 GL 1X WK 1	13.56	13.62	50,758	312		32
RL032.0G1W002	32 GL 1X WK 2	20.73	20.83	3,443	14		32
RL032.0G1W003	32 GL 1X WK 3	29.20	29.34	701	2		32
RL032.0G1W004	32 GL 1X WK 4	37.09	37.26	-	-		32
RL032.0G1W001LL	32 GL 1X WK LL 1	13.56	13.62	163	1		32
RL032.0G1W002LL	32 GL 1X WK LL 2	20.73	20.83	-	-		32
SL035.0G1M001	35 GL 1X MO 1	6.62	6.65	56,126	706	35	
SL035.0G1W001	35 GL 1X WK 1	13.59	13.65	4,343,135	26,621	35	
SL065.0G1M001	65 GL 1X MO 1	7.95	7.99	11,646	122	65	
SL065.0G1W001	65 GL 1X WK 1	20.46	20.56	4,989,350	20,309	65	
SL095.0G1M001	95 GL 1X MO 1	10.05	10.10	44,859	372	95	
SL095.0G1W001	95 GL 1X WK 1	28.61	28.74	2,346,688	6,830	95	
ADJ-RES	ADJUSTMENT SERVICE - RES	-	-	0	-		
DRIVEIN1-RES	DRIVE IN 1 - RES	6.46	6.49	6,798	88		
DRIVEIN2-RES	DRIVE IN 2 - RES	9.74	9.79	297	3		
EXTRA-RES	EXTRA CAN, BAG, BOX - RES	3.93	3.95	164,321	3,482		
EXTRAYDG-RES	EXTRA YARDAGE - RES	4.52	4.52	(5)	(0)		
REDEL-RES	REDELIVER FEE - RES	17.24	17.32	3,226	16		
REINSTATE-RES	REINSTATE FEE - RES	11.28	11.33	18,694	138		
RTRNCART65-RES	RETURN TRIP 65 GL - RES	5.90	5.93	224	3		
RTRNCART95-RES	RETURN TRIP 95 GL - RES	5.90	5.93	118	2		
RTRNTRIP-RES	RETURN TRIP FEE - RES	5.90	5.93	3,873	55		
RTRNCART-RES	RETURN TRIP FEE CART - RE	5.90	5.93	2,102	30		
SP95-RES	SPECIAL PICK UP 95 GL - R	19.08	19.17	5,669	25		
SP65-RES	SPECIAL PICK UP 65 GL - R	15.42	15.49	4,697	25		
SP35-RES	SPECIAL PICKUP 35 GL - RES	11.76	11.81	1,565	11		
TIMERL-RES	TIME REAR LOAD	73.86	74.20	20,569	23		
TIMESL-RES	TIME SIDE LOAD	84.12	84.51	591	1		
WI2-RES	WALK IN 26-50' - RES	3.59	3.61	439	10		
WI3-RES	WALK IN 51-75' - RES	5.24	5.26	84	1		
WI1-RES	WALK IN 6-25' - RES	1.95	1.96	2,025	87		
WI4-RES	WALK IN 76-100' - RES	6.88	6.91	661	8		
SP20-RES		11.76	11.81	82	1		
TOTAL RESIDENTIAL GARBAGE				\$ 12,499,164.12	58,918		
RESIDENTIAL RECYCLING		RESIDENTIAL RECYCLING					
RECPROGADJ-RES	RECYCLING PROGRAM ADJUSTM	6.69	6.72	4,731,447	58,892	95	
RECBINONLYR	RECYCLE SERVICE ONLY	7.69	7.73	13,602	147	95	
SPREC-RES	SPECIAL PICK UP RECYCLE - RES	11.76	11.81	6,163	44		
REDELREC-RES	REDELIVER RECYCLING	17.98	18.06	162	1		
TOTAL RESIDENTIAL RECYCLING				\$ 4,751,373.31	59,039.64		
RESIDENTIAL YARD WASTE		RESIDENTIAL YARD WASTE					
GWRES	GREENWASTE SERVICE - RES	7.62	7.66	2,151,623	23,509	95	
EXTRAGWC-RES	EXTRA GREENWASTE FEE - RE	2.26	2.27	3,436	127		
REDELGW-RES	REDELIVER FEE GW - RES	16.85	16.93	1,686	8		
RTRNTRIPGW-RES	RETURN TRIP FEE GREENWAST	5.77	5.80	110	2		
SPGW-RES	SPECIAL PICK UP GREENWAST	10.62	10.66	1,541	12		
EXTRAGWSPCL-RES	EXTRA GREENWASTE S/D - RES	2.26	2.26	2	0		
REDELGW-RES	REDELIVER FEE GW - RES	16.85	16.93	1,686	8		
TOTAL RESIDENTIAL YARD WASTE				\$ 2,160,082.95	23,509.11		
COMMERCIAL SERVICES		COMMERCIAL SERVICES					
COMMERCIAL GARBAGE		COMMERCIAL GARBAGE					
FL001.0Y1W001	1 YD 1X WK 1	82.42	82.78	203,271	205		
RL001.0Y1W001	1 YD 1X WK 1	82.42	82.78	292,891	296		
RL001.0Y2W001	1 YD 2X WK 1	150.89	151.54	4,021	2		
FL001.0Y3W001	1 YD 3X WK 1	219.36	220.30	2,632	1		
FL001.0Y4W001	1 YD 4X WK 1	287.83	289.06	(95)	(0)		
RL001.0YXX001TEMPC	1 YD TEMP	17.10	17.18	171	1		

2	Increase per LG	MSW	3.70%	0.05%	3.75%	838
		Recycle	11.68%	-0.40%	11.28%	(404)
		YW	12.82%	-0.45%	12.37%	72

Service Code Description	Container Counts			Proposed Tariff Rate	Proposed Annual		
	Container Size	Quantity	Count		Revenue	Change in Annual	
RESIDENTIAL SERVICES							
RESIDENTIAL GARBAGE							
20 GL 1X WK 1		1	69	\$ 9.96	8,305	332	
20 GL 1X WK 1		1	3,551	\$ 9.96	424,437	16,948	
32 GL 1X MO 1		1	10	\$ 6.90	831	33	
32 GL 1X WK 1		1	312	\$ 14.13	52,875	2,117	
32 GL 1X WK 2		1	14	\$ 21.61	3,588	144	
32 GL 1X WK 3		1	2	\$ 30.44	731	29	
32 GL 1X WK 4		1	-	\$ 38.66	-	-	
32 GL 1X WK LL 1		1	1	\$ 14.13	170	7	
32 GL 1X WK LL 2		2	-	\$ 21.61	-	-	
35 GL 1X MO 1		1	706	\$ 6.90	58,454	2,327	
35 GL 1X WK 1		1	26,621	\$ 14.16	4,524,120	180,984	
65 GL 1X MO 1		1	122	\$ 8.29	12,132	486	
65 GL 1X WK 1		1	20,309	\$ 21.33	5,198,608	209,258	
95 GL 1X MO 1		1	372	\$ 10.48	46,754	1,895	
95 GL 1X WK 1		1	6,830	\$ 29.82	2,443,799	97,110	
ADJUSTMENT SERVICE - RES				\$ -	-	(0)	
DRIVE IN 1 - RES				\$ 6.73	7,081	282	
DRIVE IN 2 - RES				\$ 10.16	309	13	
EXTRA CAN, BAG, BOX - RES				\$ 4.10	171,222	6,901	
EXTRA YARDAGE - RES				\$ 4.69	(5)	(0)	
REDELIVER FEE - RES				\$ 17.97	3,360	134	
REINSTATE FEE - RES				\$ 11.76	19,465	772	
RETURN TRIP 65 GL - RES				\$ 6.15	234	9	
RETURN TRIP 95 GL - RES				\$ 6.15	123	5	
RETURN TRIP FEE - RES				\$ 6.15	4,036	162	
RETURN TRIP FEE CART - RE				\$ 6.15	2,191	89	
SPECIAL PICK UP 95 GL - R				\$ 19.89	5,905	236	
SPECIAL PICK UP 65 GL - R				\$ 16.07	4,893	196	
SPECIAL PICKUP 35 GL - RES				\$ 12.25	1,630	65	
TIME REAR LOAD				\$ 76.98	21,421	852	
TIME SIDE LOAD				\$ 87.68	614	23	
WALK IN 26-50' - RES				\$ 3.75	457	18	
WALK IN 51-75' - RES				\$ 5.46	87	4	
WALK IN 6-25' - RES				\$ 2.03	2,114	89	
WALK IN 76-100' - RES				\$ 7.17	688	27	
			Total Carts	\$ 12.25	86	3	
			Total Cans				
			58,580				
			339				
TOTAL RESIDENTIAL GARBAGE		58,918	<i>Check</i> (0.00)		13,020,715	521,551	
RESIDENTIAL RECYCLING							
RECYCLING PROGRAM ADJUSTM		1	58,892	\$ 7.48	5,284,690	553,244	
RECYCLE SERVICE ONLY		1	147	\$ 8.60	15,202	1,600	
SPECIAL PICK UP RECYCLE - RES				\$ 13.14	6,884	721	
REDELIVER RECYCLING				\$ 20.10	181	19	
			Total Carts				
			59,040				
TOTAL RESIDENTIAL RECYCLING		59,039.64	-		5,306,957	555,584	
RESIDENTIAL YARD WASTE							
GREENWASTE SERVICE - RES		1	23,509	\$ 8.61	2,428,241	276,618	
EXTRA GREENWASTE FEE - RE				\$ 2.55	3,876	440	
REDELIVER FEE GW - RES				\$ 19.02	1,902	216	
RETURN TRIP FEE GREENWAST				\$ 6.52	124	14	
SPECIAL PICK UP GREENWAST				\$ 11.98	1,737	196	
EXTRA GREENWASTE S/D - RES				\$ 2.54	3	0	
REDELIVER FEE GW - RES				\$ 19.02	1,902	216	
			Total Carts				
			23,509				
TOTAL RESIDENTIAL YARD WASTE		23,509	-		2,437,785	277,702	
COMMERCIAL SERVICES							
COMMERCIAL GARBAGE							
1 YD 1X WK 1		1	205	\$ 85.89	211,671	8,400	
1 YD 1X WK 1		1	296	\$ 85.89	304,982	12,091	
1 YD 2X WK 1		1	2	\$ 157.23	4,187	166	
1 YD 3X WK 1		1	1	\$ 228.57	2,741	109	
1 YD 4X WK 1		1	(0)	\$ 299.91	(99)	(4)	
1 YD TEMP		1	1	\$ 17.82	178	7	

Service Code	Service Code Description	Tariff Rate	Tariff Rate	Total Revenue	Average	Cart Size	Can Size
		2021	9/1/2021				
FL001.0YXX001TEMPC	1 YD TEMP	17.10	17.18	68	0		
FL001.5Y1W001	1.5 YD 1X WK 1	105.89	106.40	177,476	140		
RL001.5Y1W001	1.5 YD 1X WK 1	105.89	106.40	143,405	113		
FL001.5Y2W001	1.5 YD 2X WK 1	194.86	195.82	92,601	40		
RL001.5Y2W001	1.5 YD 2X WK 1	194.86	195.82	20,991	9		
FL001.5Y3W001	1.5 YD 3X WK 1	283.82	285.23	35,814	11		
RL001.5YXX001TEMPC	1.5 YD TEMP	23.47	23.58	1,011	4		
FL001.5YXX001TEMPC	1.5 YD TEMP	23.47	23.58	47	0		
RL001.5Y5W001	1.5YD 5X WK 1	461.75	464.06	5,546	1		
FL002.0Y1W001	2 YD 1X WK 1	137.97	138.61	274,901	166		
RL002.0Y1W001	2 YD 1X WK 1	137.97	138.61	256,030	155		
FL002.0Y1W001CMP	2 YD 1X WK COMP 1	369.49	371.21	4,437	1		
FL002.0Y2W001	2 YD 2X WK 1	250.82	251.97	125,498	42		
RL002.0Y2W001	2 YD 2X WK 1	250.82	251.97	114,700	38		
FL002.0Y3W001	2 YD 3X WK 1	363.66	365.33	125,301	29		
RL002.0Y3W001	2 YD 3X WK 1	363.66	365.33	78,576	18		
RL002.0Y5W001	2 YD 5X WK 1	589.35	592.05	14,155	2		
FL002.0YXX001TEMPC	2 YD TEMP	29.86	30.00	420	1		
RL002.0YXX001TEMPC	2 YD TEMP	29.86	30.00	8,277	23		
FL003.0Y1W001	3 YD 1X WK 1	184.30	185.17	433,718	196		
FL003.0Y1W001CMP	3 YD 1X WK COMP 1	495.41	497.69	21,024	4		
FL003.0Y2W001	3 YD 2X WK 1	340.69	342.30	172,516	42		
FL003.0Y3W001	3 YD 3X WK 1	497.09	499.44	87,562	15		
FL003.0Y4W001	3 YD 3X WK 1	653.48	656.57	3,581	0		
FL003.0Y5W001	3 YD 5X WK 1	809.87	813.71	13,865	1		
FL003.0YXX001TEMPC	3 YD TEMP	45.09	45.30	497	1		
RL032.0G1W001COMM	32 GL 1X WK COMM 1	13.83	13.89	8,916	54		32
RL035.0G1W001COMM	35 GL 1X WK COMM 1	14.25	14.32	2,176	13	35	
SL035.0G1W001COMM	35 GL 1X WK COMM 1	14.25	14.32	308,482	1,803	35	
RL003.0Y1W001	3YD 1X WK1	184.30	185.17	2,305	1		
FL004.0Y1W001	4 YD 1X WK 1	238.47	239.54	331,809	116		
RL004.0Y1W001	4 YD 1X WK 1	238.47	239.54	2,864	1		
FL004.0Y1W001CMP	4 YD 1X WK COMP 1	614.68	617.54	22,140	3		
FL004.0Y2W001	4 YD 2X WK 1	436.67	438.64	281,447	54		
FL004.0Y2W001CMP	4 YD 2X WK COMP 1	1,229.35	1,235.09	53,841	4		
FL004.0Y3W001	4 YD 3X WK 1	634.88	637.73	99,686	13		
FL004.0Y3W001CMP	4 YD 3X WK COMP 1	1,844.03	1,852.63	26,378	1		
FL004.0Y4W001	4 YD 4X WK 1	833.08	836.82	8,998	1		
FL004.0Y5W001	4 YD 5X WK 1	1,031.29	1,035.92	45,595	4		
FL004.0YXX001TEMPC	4 YD TEMP 1	56.03	56.29	56	0		
FL005.0Y1W001	5 YD 1X WK 1	287.89	289.24	189,493	55		
FL005.0Y2W001	5 YD 2X WK 1	526.65	529.12	148,198	23		
FL005.0Y3W001	5 YD 3X WK 1	765.41	769.01	38,766	4		
FL005.0Y4W001	5 YD 4X WK 1	1,004.17	1,008.89	24,119	2		
FL005.0Y5W001	5 YD 5X WK 1	1,242.93	1,248.77	7,972	1		
FL006.0Y1W001	6 YD 1X WK 1	325.05	326.57	753,003	193		
RL006.0Y1W001	6 YD 1X WK 1	325.05	326.57	4,994	1		
FL006.0Y2W001	6 YD 2X WK 1	599.41	602.22	703,114	98		
FL006.0Y3W001	6 YD 3X WK 1	873.77	877.86	415,056	40		
FL006.0Y4W001	6 YD 4X WK 1	1,148.14	1,153.51	69,711	5		
FL006.0Y5W001	6 YD 5X WK 1	1,422.50	1,429.16	31,627	2		
FL006.0YXX001TEMPC	6 YD TEMP 1	76.70	77.06	461	1		
SL065.0G1W001COMM	65 GL 1X WK COMM 1	21.04	21.14	121,707	482	65	
SL095.0G1W001COMM	95 GL 1X WK COMM 1	28.19	28.32	145,462	430	95	
SL095.0G2W001COMM	95 GL 2X WK COMM 1	56.38	56.64	13,149	19	95	
ACCESS-COMM	ACCESS FEE - COMM	12.33	12.38	79,525	537		
BULKY-COMM	BULKY ITEM PICK UP - COMM	92.33	92.33	754	1		
CLEAN1-COMM	CLEANING FEE 1 YD - COMM	30.77	30.91	31	0		
CLEAN1.5-COMM	CLEANING FEE 1.5 YD - COM	30.77	30.91	31	0		
CLEAN2-COMM	CLEANING FEE 2 YD - COMM	30.77	30.91	31	0		
CLEAN4-COMM	CLEANING FEE 4 YD - COMM	30.77	30.91	31	0		
DEL1TEMP-COMM	DELIVERY FEE 1 YD TEMP -	32.52	32.67	65	0		
DEL1.5TEMP-COMM	DELIVERY FEE 1.5 YD TEMP	32.52	32.67	619	2		
DEL2TEMP-COMM	DELIVERY FEE 2 YD TEMP -	32.52	32.67	3,125	8		
DEL3TEMP-COMM	DELIVERY FEE 3 YD TEMP -	32.52	32.67	196	1		
DEL4TEMP-COMM	DELIVERY FEE 4 YD TEMP -	32.52	32.67	33	0		
DEL6TEMP-COMM	DELIVERY FEE 6 YD TEMP -	32.52	32.67	98	0		
DIST4CAN-COMM	DISTRIBUTED 4 CANS - COMM	43.94	44.17	2,111	4		
DIST5+CANS-COMM	DISTRIBUTED CANS 5+ - COM	10.98	11.04	1,055	8		
DRIVEIN-COMM	DRIVE IN SERVICE - COMM	6.43	6.45	1,689	22		
EXTRA-COMM	EXTRA CAN, BAG, BOX - COM	2.54	2.55	15,173	498		
EP1-COMM	EXTRA PICK UP 1 YD - COMM	20.23	20.32	830	3		
EP1.5-COMM	EXTRA PICK UP 1.5 YD - CO	26.24	26.36	998	3		

Increase per LG	MSW	3.70%	0.05%	3.75%	838
	Recycle	11.68%	-0.40%	11.28%	(404)
	YW	12.82%	-0.45%	12.37%	72

Service Code Description	Container Counts			Proposed Tariff Rate	Proposed Annual	
	Container Size	Quantity	Count		Revenue	Change in Annual
1 YD TEMP	1	1	0	\$ 17.82	71	3
1.5 YD 1X WK 1	1.5	1	140	\$ 110.39	184,884	7,408
1.5 YD 1X WK 1	1.5	1	113	\$ 110.39	149,371	5,966
1.5 YD 2X WK 1	1.5	1	40	\$ 203.17	96,469	3,868
1.5 YD 2X WK 1	1.5	1	9	\$ 203.17	21,866	875
1.5 YD 3X WK 1	1.5	1	11	\$ 295.93	37,304	1,490
1.5 YD TEMP	1.5	1	4	\$ 24.46	1,052	40
1.5 YD TEMP	1.5	1	0	\$ 24.46	49	2
1.5YD 5X WK 1	1.5	1	1	\$ 481.47	5,778	232
2 YD 1X WK 1	2	1	166	\$ 143.81	286,341	11,439
2 YD 1X WK 1	2	1	155	\$ 143.81	266,649	10,619
2 YD 1X WK COMP 1			-	\$ 385.14	4,622	184
2 YD 2X WK 1	2	1	42	\$ 261.42	130,699	5,201
2 YD 2X WK 1	2	1	38	\$ 261.42	119,456	4,756
2 YD 3X WK 1	2	1	29	\$ 379.04	130,502	5,201
2 YD 3X WK 1	2	1	18	\$ 379.04	81,833	3,257
2 YD 5X WK 1	2	1	2	\$ 614.27	14,742	587
2 YD TEMP	2	1	1	\$ 31.13	436	16
2 YD TEMP	2	1	23	\$ 31.13	8,622	345
3 YD 1X WK 1	3	1	196	\$ 192.12	451,759	18,040
3 YD 1X WK COMP 1			-	\$ 516.37	21,894	870
3 YD 2X WK 1	3	1	42	\$ 355.14	179,692	7,176
3 YD 3X WK 1	3	1	15	\$ 518.18	91,202	3,640
3 YD 3X WK 1	3	1	0	\$ 681.21	3,727	146
3 YD 5X WK 1	3	1	1	\$ 844.24	14,444	579
3 YD TEMP	3	1	1	\$ 47.00	517	20
32 GL 1X WK COMM 1			1	\$ 14.41	9,285	369
35 GL 1X WK COMM 1			1	\$ 14.86	2,267	91
35 GL 1X WK COMM 1			1,803	\$ 14.86	321,370	12,888
3YD 1X WK1	3	1	1	\$ 192.12	2,401	96
4 YD 1X WK 1	4	1	116	\$ 248.53	345,540	13,731
4 YD 1X WK 1	4	1	1	\$ 248.53	2,982	119
4 YD 1X WK COMP 1			-	\$ 640.71	23,060	920
4 YD 2X WK 1	4	1	54	\$ 455.10	293,099	11,653
4 YD 2X WK COMP 1			-	\$ 1,281.44	56,098	2,257
4 YD 3X WK 1	4	1	13	\$ 661.66	103,817	4,131
4 YD 3X WK COMP 1			-	\$ 1,922.15	27,459	1,082
4 YD 4X WK 1	4	1	1	\$ 868.22	9,366	368
4 YD 5X WK 1	4	1	4	\$ 1,074.79	47,486	1,891
4 YD TEMP 1	4	1	0	\$ 58.40	58	2
5 YD 1X WK 1	5	1	55	\$ 300.09	197,372	7,879
5 YD 2X WK 1	5	1	23	\$ 548.97	154,357	6,159
5 YD 3X WK 1	5	1	4	\$ 797.87	40,369	1,603
5 YD 4X WK 1	5	1	2	\$ 1,046.75	25,122	1,003
5 YD 5X WK 1	5	1	1	\$ 1,295.63	8,298	326
6 YD 1X WK 1	6	1	193	\$ 338.82	784,293	31,291
6 YD 1X WK 1	6	1	1	\$ 338.82	5,203	208
6 YD 2X WK 1	6	1	98	\$ 624.82	732,306	29,193
6 YD 3X WK 1	6	1	40	\$ 910.80	432,262	17,206
6 YD 4X WK 1	6	1	5	\$ 1,196.79	72,598	2,887
6 YD 5X WK 1	6	1	2	\$ 1,482.79	32,926	1,299
6 YD TEMP 1	6	1	1	\$ 79.95	480	19
65 GL 1X WK COMM 1			1	\$ 21.93	126,770	5,064
95 GL 1X WK COMM 1			1	\$ 29.38	151,498	6,036
95 GL 2X WK COMM 1			1	\$ 58.77	13,696	547
ACCESS FEE - COMM				\$ 12.84	82,787	3,262
BULKY ITEM PICK UP - COMM				\$ 95.79	782	28
CLEANING FEE 1 YD - COMM				\$ 32.07	32	1
CLEANING FEE 1.5 YD - COM				\$ 32.07	32	1
CLEANING FEE 2 YD - COMM				\$ 32.07	32	1
CLEANING FEE 4 YD - COMM				\$ 32.07	32	1
DELIVERY FEE 1 YD TEMP -				\$ 33.90	68	3
DELIVERY FEE 1.5 YD TEMP				\$ 33.90	644	25
DELIVERY FEE 2 YD TEMP -				\$ 33.90	3,254	129
DELIVERY FEE 3 YD TEMP -				\$ 33.90	203	8
DELIVERY FEE 4 YD TEMP -				\$ 33.90	34	1
DELIVERY FEE 6 YD TEMP -				\$ 33.90	102	4
DISTRIBUTED 4 CANS - COMM				\$ 45.83	2,200	89
DISTRIBUTED CANS 5+ - COM				\$ 11.45	1,100	45
DRIVE IN SERVICE - COMM				\$ 6.69	1,757	68
EXTRA CAN, BAG, BOX - COM				\$ 2.65	15,796	623
EXTRA PICK UP 1 YD - COMM				\$ 21.08	864	34
EXTRA PICK UP 1.5 YD - CO				\$ 27.35	1,039	41

Thurston County
Pacific Tariff Regulated Price Out
11/1/2020-10/31/2021

2 3 4 5 18

Service Code	Service Code Description	Tariff Rate	Tariff Rate	Total Revenue	Average	Cart Size	Can Size
		2021	9/1/2021				
EP2-COMM	EXTRA PICK UP 2 YD - COMM	32.52	32.67	2,700	7		
EP2CMP-COMM	EXTRA PICK UP 2 YD COMP -	85.33	85.73	512	1		
EP3-COMM	EXTRA PICK UP 3 YD - COMM	47.61	47.83	2,144	4		
EP4-COMM	EXTRA PICK UP 4 YD - COMM	58.39	58.66	1,928	3		
EP4CMP-COMM	EXTRA PICK UP 4 YD COMP -	141.96	142.62	994	1		
EP5-COMM	EXTRA PICK UP 5 YD - COMM	68.67	68.99	2,406	3		
EP6-COMM	EXTRA PICK UP 6 YD - COMM	78.87	79.24	9,548	10		
EXTRAYDG-COM	EXTRA YARDAGE - COMM	18.28	18.37	42,246	192		
LCKC	LOCK CHARGE - COMM	12.33	12.38	49,947	337		
SP35-COMM	OFF DAY PU 35 GL COMM	11.76	11.81	47	0		
SP65-COMM	OFF DAY PU 65 GL COMM	15.42	15.49	62	0		
SP95-COMM	OFF DAY PU 95 GL COMM	19.08	19.17	706	3		
REDEL CART-COMM	REDELIVER FEE CART - COMM	17.24	17.32	190	1		
REINSTATE-COMM	REINSTATE FEE - COMM	11.28	11.33	542	4		
RENT1TEMP-COMM	RENT 1 YD TEMP - COMM	0.77	0.77	118	13		
RENT1.5TEMP-COMM	RENT 1.5 YD TEMP - COMM	1.02	1.02	453	37		
RENT2TEMP-COMM	RENT 2 YD TEMP - COMM	1.28	1.29	7,180	467		
RENT3TEMP-COMM	RENT 3 YD TEMP - COMM	1.69	1.70	555	27		
RENT6TEMP-COMM	RENT 6 YD TEMP - COMM	2.30	2.31	715	26		
RTRNTRIP1-COMM	RETURN TRIP 1 YD - COMM	15.39	15.46	46	0		
RTRNTRIP1.5-COMM	RETURN TRIP 1.5 YD - COMM	15.39	15.46	77	0		
RTRNTRIP2-COMM	RETURN TRIP 2 YD - COMM	15.39	15.46	46	0		
RTRNTRIP3-COMM	RETURN TRIP 3 YD - COMM	15.39	15.46	77	0		
RTRNTRIP4-COMM	RETURN TRIP 4 YD - COMM	15.39	15.46	15	0		
RTRNTRIP5-COMM	RETURN TRIP 5 YD - COMM	15.39	15.46	46	0		
RTRNTRIP6-COMM	RETURN TRIP 6 YD - COMM	15.39	15.46	108	1		
RTRNTRIP-COMM	RETURN TRIP FEE - COMM	15.39	15.46	200	1		
RTRNCAN-COMM	RETURN TRIP FEE CAN - COM	5.90	5.93	24	0		
RTRNCART-COMM	RETURN TRIP FEE CART - COMM	5.90	5.93	172	2		
ROLL1W-COMM	ROLL OUT 1X WK - COMM	11.12	11.17	8,246	62		
ROLL2W-COMM	ROLL OUT 2X WK - COMM	22.23	22.34	7,492	28		
ROLL3W-COMM	ROLL OUT 3X WK - COMM	33.35	33.51	10,533	26		
ROLL4W-COMM	ROLL OUT 4X WK - COMM	44.46	44.69	244	0		
ROLL5W-COMM	ROLL OUT 5X WK - COMM	55.58	55.86	668	1		
TIME-COMM	TIME FEE 1 - COMM	84.12	84.51	506	0		
WI2-COMM	WALK IN 26-50' - COMM	3.59	3.59	43	1		
WI3-COMM	WALK IN 51-75' - COMM	5.24	5.24	22	0		
WI1-COMM	WALK IN 6-25' - COMM	1.95	1.95	1,268	54		
TOTAL COMMERCIAL GARBAGE		-	-	\$ 6,835,652.77	4,976		
Multifamily Recycling							
MFNBINS	MULTI-FAMILY NO BINS	4.13	4.15	12	0		
MFWBINS	MULTI-FAMILY RECYCLE WITH	\$ 4.13	4.15	589,884	11,902	96	
TOTAL MULTI-FAMILY RECYCLING		-	-	\$ 589,896.56	11,902.67		
DROP BOX SERVICES							
DROP BOX HAULS/RENTAL		-	-	-	-		
TIRE-RO	TIRE FEE - RO	10.23	10.23	15	0		
TIME-RO	TIME FEE - RO	84.12	84.51	11,021	11		
TARP-RO	TARPING FEE - RO	2.85	2.86	3,798	111		
RTRNTRIP-RO	RETURN TRIP FEE - RO	30.77	30.91	7,080	19		
RENT40TEMP-RO	RENTAL FEE 40 YD TEMP - R	4.60	4.62	14,826	9		
RENT40MO-RO	RENTAL FEE 40 YD MONTHLY	97.19	97.64	40,397	35		
RENT30TEMP-RO	RENTAL FEE 30 YD TEMP - R	4.19	4.21	19,282	13		
RENT30MO-RO	RENTAL FEE 30 YD MONTHLY	86.96	87.37	50,139	48		
RENT20TEMP-RO	RENTAL FEE 20 YD TEMP - R	3.89	3.91	35,907	26		
RENT20MO-RO	RENTAL FEE 20 YD MONTHLY	76.73	77.09	91,760	100		
RENT19.5TEMP-RO	RENTAL FEE 19.5 YD TEMP - R	3.89	3.91	6,787	5		
RENT19.5MO-RO	RENTAL FEE 19.5 YD MONTHLY	76.73	77.09	3,117	3		
RENT10MO-RO	RENTAL FEE 10 YD MONTHLY	66.50	66.81	1,597	2		
RELO-RO	RELOCATION FEE - RO	30.77	30.91	431	1		
REDEL-RO	REDELIVER FEE - RO	37.95	38.13	38	0		
MILE-RO	MILEAGE FEE - RO	3.39	3.41	99,055	2,433		
LOCK-RO	LOCK CHARGE - RO	7.54	7.54	55	1		
LIDRO	LID CHARGE - RO	18.28	18.36	32,365	147		
HAUL40TEMP-RO	HAUL 40 YD TEMP - RO	131.30	131.91	16,821	11		
HAUL40-RO	HAUL 40 YD - RO	131.30	131.91	96,759	61		
HAUL30TEMP-RO	HAUL 30 YD TEMP - RO	120.02	120.58	24,498	17		

2	Increase per LG	MSW	3.70%	0.05%	3.75%	838
		Recycle	11.68%	-0.40%	11.28%	(404)
		YW	12.82%	-0.45%	12.37%	72

Service Code Description	Container Counts			Proposed Tariff Rate	Proposed Annual	
	Container Size	Quantity	Count		Revenue	Change in Annual
EXTRA PICK UP 2 YD - COMM				\$ 33.90	2,813	114
EXTRA PICK UP 2 YD COMP -				\$ 88.95	534	22
EXTRA PICK UP 3 YD - COMM				\$ 49.62	2,233	89
EXTRA PICK UP 4 YD - COMM				\$ 60.86	2,008	81
EXTRA PICK UP 4 YD COMP -				\$ 147.97	1,036	42
EXTRA PICK UP 5 YD - COMM				\$ 71.58	2,505	99
EXTRA PICK UP 6 YD - COMM				\$ 82.21	9,947	399
EXTRA YARDAGE - COMM				\$ 19.06	44,026	1,779
LOCK CHARGE - COMM				\$ 12.84	51,995	2,049
OFF DAY PU 35 GL COMM				\$ 12.25	49	2
OFF DAY PU 65 GL COMM				\$ 16.07	64	3
OFF DAY PU 95 GL COMM				\$ 19.89	736	30
REDELIVER FEE CART - COMM				\$ 17.97	198	8
REINSTATE FEE - COMM				\$ 11.76	564	23
RENT 1 YD TEMP - COMM				\$ 0.80	122	4
RENT 1.5 YD TEMP - COMM				\$ 1.06	470	17
RENT 2 YD TEMP - COMM				\$ 1.34	7,496	317
RENT 3 YD TEMP - COMM				\$ 1.76	579	23
RENT 6 YD TEMP - COMM				\$ 2.40	745	30
RETURN TRIP 1 YD - COMM				\$ 16.04	48	2
RETURN TRIP 1.5 YD - COMM				\$ 16.04	80	3
RETURN TRIP 2 YD - COMM				\$ 16.04	48	2
RETURN TRIP 3 YD - COMM				\$ 16.04	80	3
RETURN TRIP 4 YD - COMM				\$ 16.04	16	1
RETURN TRIP 5 YD - COMM				\$ 16.04	48	2
RETURN TRIP 6 YD - COMM				\$ 16.04	112	4
RETURN TRIP FEE - COMM				\$ 16.04	209	8
RETURN TRIP FEE CAN - COM				\$ 6.15	25	1
RETURN TRIP FEE CART - COMM				\$ 6.15	178	7
ROLL OUT 1X WK - COMM				\$ 11.59	8,588	342
ROLL OUT 2X WK - COMM				\$ 23.18	7,805	313
ROLL OUT 3X WK - COMM				\$ 34.77	10,972	439
ROLL OUT 4X WK - COMM				\$ 46.37	254	10
ROLL OUT 5X WK - COMM				\$ 57.96	695	28
TIME FEE 1 - COMM				\$ 87.68	525	19
WALK IN 26-50' - COMM				\$ 3.72	45	2
WALK IN 51-75' - COMM				\$ 5.44	23	1
WALK IN 6-25' - COMM				\$ 2.02	1,315	48
			Total Carts		2,746	
			Total Cans		54	
			Total Cont		2,164	
TOTAL COMMERCIAL GARBAGE		4,963			7,119,426	283,773

MULTI-FAMILY NO BINS				\$ 4.62	14	1
MULTI-FAMILY RECYCLE WITH	1	11,902		\$ 4.62	659,591	69,707
			Total Carts			
					11,902	
TOTAL MULTI-FAMILY RECYCLING		11,902			659,605	69,708

DROP BOX SERVICES

DROP BOX HAULS/RENTAL

TIRE FEE - RO				10.61	16	1
TIME FEE - RO				87.68	11,483	461
TARPING FEE - RO				2.97	3,952	154
RETURN TRIP FEE - RO				32.07	7,377	297
RENTAL FEE 40 YD TEMP - R	40	1	9	4.79	15,449	623
RENTAL FEE 40 YD MONTHLY	40	1	35	101.30	42,073	1,676
RENTAL FEE 30 YD TEMP - R	30	1	13	4.37	20,101	819
RENTAL FEE 30 YD MONTHLY	30	1	48	90.65	52,223	2,084
RENTAL FEE 20 YD TEMP - R	20	1	26	4.06	37,446	1,539
RENTAL FEE 20 YD MONTHLY	20	1	100	79.98	95,573	3,812
RENTAL FEE 19.5 YD TEMP - R	19.5	1	5	4.06	7,078	291
RENTAL FEE 19.5 YD MONTHLY	19.5	1	3	79.98	3,245	128
RENTAL FEE 10 YD MONTHLY	10	1	2	69.32	1,664	66
RELOCATION FEE - RO				32.07	449	17
REDELIVER FEE - RO				39.56	40	1
MILEAGE FEE - RO				3.54	103,277	4,221
LOCK CHARGE - RO				7.82	57	2
LID CHARGE - RO				19.05	33,696	1,332
HAUL 40 YD TEMP - RO				136.86	17,517	696
HAUL 40 YD - RO				136.86	100,785	4,025
HAUL 30 YD TEMP - RO				125.10	25,514	1,017

Thurston County
Pacific Tariff Regulated Price Out
11/1/2020-10/31/2021

2 3 4 5 18

Service Code	Service Code Description	Tariff Rate 2021	Tariff Rate 9/1/2021	Total Revenue	Average	Cart Size	Can Size
HAUL30-RO	HAUL 30 YD - RO	120.02	120.58	183,503	127		
HAUL20TEMP-RO	HAUL 20 YD TEMP - RO	111.82	112.34	26,292	20		
HAUL20-RO	HAUL 20 YD - RO	111.82	112.34	237,224	177		
HAUL19.5TEMP-RO	HAUL 19.5 YD TEMP - RO	111.82	112.34	7,102	5		
HAUL19.5-RO	HAUL 19.5 YD - RO	111.82	112.34	3,134	2		
HAUL10-RO	HAUL 10 YD - RO	106.68	107.18	5,657	4		
FINAL40TEMP-RO	FINAL PULL 40 YD TEMP - R	131.30	131.91	15,243	10		
FINAL40-RO	FINAL PULL 40 YD - RO	131.30	131.91	788	1		
FINAL30TEMP-RO	FINAL PULL 30 YD TEMP - R	120.02	120.58	15,978	11		
FINAL30-RO	FINAL PULL 30 YD - RO	120.02	120.58	2,281	2		
FINAL20TEMP-RO	FINAL PULL 20 YD TEMP - R	111.82	112.34	31,665	24		
FINAL20-RO	FINAL PULL 20 YD - RO	111.82	112.34	1,680	1		
FINAL19.5TEMP-RO	FINAL PULL 19.5 YD TEMP - RO	111.82	112.34	5,370	4		
FINAL19.5-RO	FINAL PULL 19.5 YD - RO	111.82	112.34	447	0		
EXWGHT-RO	EXWGHT-RO	0.14	0.14	22,352	13,305		
DRYRUN-RO	DRY RUN - RO	30.77	30.91	1,636	4		
DEL40TEMP-RO	DELIVERY FEE 40 YD TEMP -	76.94	77.30	8,855	10		
DEL30TEMP-RO	DELIVERY FEE 30 YD TEMP -	76.94	77.30	10,395	11		
DEL30-RO	DELIVERY FEE 30 YD - RO	76.94	77.30	239	0		
DEL20TEMP-RO	DELIVERY FEE 20 YD TEMP -	76.94	77.30	22,709	25		
DEL20-RO	DELIVERY FEE 20 YD - RO	76.94	77.30	80	0		
DEL19.5TEMP-RO	DELIVERY FEE 19.5 YD TEMP -	76.94	77.30	4,003	4		
DEL10TEMP-RO	DELIVERY FEE 10 YD TEMP -	76.94	77.30	77	0		
DEL10-RO	DELIVERY FEE 10 YD - RO	76.94	77.30	80	0		
HAUL40CUST-RO	CUSTOMER HAUL 40 YD - RO	131.30	131.91	264	0		
HAUL30CUST-RO	CUSTOMER HAUL 30 YD - RO	120.02	120.58	721	1		
HAUL20CUST-RO	CUSTOMER HAUL 20 YD - RO	111.82	112.34	448	0		
HAUL40-CP	COMPACTOR HAUL 40 YD	205.16	206.12	141,108	57		
HAUL35-CP	COMPACTOR HAUL 35 YD - RO	194.90	195.81	29,251	12		
HAUL30-CP	COMPACTOR HAUL 30 YD	184.64	185.50	80,186	36		
HAUL25-CP	COMPACTOR HAUL 25 YD - RO	169.26	170.05	69,944	34		
HAUL20-CP	COMPACTOR HAUL 20 YD - RO	148.75	149.44	45,090	25		
HAUL15-CP	COMPACTOR HAUL 15 YD	129.25	129.85	5,498	4		
HAUL10-CP	COMPACTOR HAUL 10 YD - RO	117.97	118.52	237	0		
DISCO-CP	COMPACTOR DISCONNECT FEE	2.85	2.86	4,343	127		
CLEAN20-RO	CLEANING FEE 20 YD - RO	153.82	154.60	154	0		
CLEAN-RO	CLEANING FEE - RO	192.25	192.25	192	0		
ADJTAX-RO	ADJUSTMENT TAX - RO	-	-	(86)	-		
ADJ-RO	ADJUSTMENT SERVICE - RO	-	-	850	-		
ACCESS-RO	ACCESS FEE - RO	2.85	2.86	787	23		
TOTAL DROP BOX HAULS/RENTAL		-		\$ 1,541,526.26	240		
PASSTHROUGH DISPOSAL	PASSTHROUGH DISPOSAL	-			-		
DISP-RO	DISPOSAL CHARGE - RO	119.00	119.00	2,509,630	1,757		
DISP-COMM	DISPOSAL FEE - COMM	119.00	119.00	695	0		
DISP-RES	DISPOSAL FEE -RES	119.00	119.00	5,954	4		
TOTAL PASSTHROUGH DISPOSAL		-		\$ 2,516,279.26			
Service Charges	Service Charges				-		
FINCHG	FINANCE CHARGE	-	-	32,475	-		
RETCKC	RETURN CHECK CHARGE	20.52	20.52	862	4		
COLLFEE	COLLECTION AGENCY FEE	-	-	(1,628)	-		
TOTAL SERVICE CHARGES				\$ 31,708.67			
TOTAL REVENUE				\$ 30,925,683.89	158,585		

2	Increase per LG	MSW	3.70%	0.05%	3.75%	838
		Recycle	11.68%	-0.40%	11.28%	(404)
		YW	12.82%	-0.45%	12.37%	72

Service Code Description	Container Counts			Proposed Tariff Rate	Proposed Annual	
	Container Size	Quantity	Count		Revenue	Change in Annual
HAUL 30 YD - RO				125.10	191,130	7,627
HAUL 20 YD TEMP - RO				116.56	27,387	1,094
HAUL 20 YD - RO				116.56	247,064	9,840
HAUL 19.5 YD TEMP - RO				116.56	7,401	298
HAUL 19.5 YD - RO				116.56	3,264	130
HAUL 10 YD - RO				111.20	5,892	235
FINAL PULL 40 YD TEMP - R				136.86	15,876	633
FINAL PULL 40 YD - RO				136.86	821	33
FINAL PULL 30 YD TEMP - R				125.10	16,637	658
FINAL PULL 30 YD - RO				125.10	2,377	96
FINAL PULL 20 YD TEMP - R				116.56	32,983	1,318
FINAL PULL 20 YD - RO				116.56	1,748	68
FINAL PULL 19.5 YD TEMP - RO				116.56	5,594	224
FINAL PULL 19.5 YD - RO				116.56	466	19
EXWGHT-RO				0.15	23,191	839
DRY RUN - RO				32.07	1,699	63
DELIVERY FEE 40 YD TEMP -				80.20	9,223	368
DELIVERY FEE 30 YD TEMP -				80.20	10,826	431
DELIVERY FEE 30 YD - RO				80.20	248	9
DELIVERY FEE 20 YD TEMP -				80.20	23,656	947
DELIVERY FEE 20 YD - RO				80.20	83	3
DELIVERY FEE 19.5 YD TEMP -				80.20	4,170	168
DELIVERY FEE 10 YD TEMP -				80.20	80	3
DELIVERY FEE 10 YD - RO				80.20	83	3
CUSTOMER HAUL 40 YD - RO				136.86	274	10
CUSTOMER HAUL 30 YD - RO				125.10	751	29
CUSTOMER HAUL 20 YD - RO				116.56	466	18
COMPACTOR HAUL 40 YD				213.85	146,955	5,847
COMPACTOR HAUL 35 YD - RO				203.16	30,466	1,215
COMPACTOR HAUL 30 YD				192.46	83,517	3,331
COMPACTOR HAUL 25 YD - RO				176.43	72,851	2,907
COMPACTOR HAUL 20 YD - RO				155.05	46,962	1,872
COMPACTOR HAUL 15 YD				134.72	5,725	227
COMPACTOR HAUL 10 YD - RO				122.97	246	9
COMPACTOR DISCONNECT FEE				2.97	4,519	176
CLEANING FEE 20 YD - RO				160.40	160	7
CLEANING FEE - RO				199.46	199	7
ADJUSTMENT TAX - RO				-	-	86
ADJUSTMENT SERVICE - RO				-	-	(850)
ACCESS FEE - RO				2.97	819	32
			Total Cont	240		
TOTAL DROP BOX HAULS/RENTAL				240		-
					1,604,823	63,297

PASSTHROUGH DISPOSAL
DISPOSAL CHARGE - RO
DISPOSAL FEE - COMM
DISPOSAL FEE -RES

TOTAL PASSTHROUGH DISPOSAL

Service Charges

FINANCE CHARGE
RETURN CHECK CHARGE
COLLECTION AGENCY FEE

TOTAL SERVICE CHARGES

TOTAL REVENUE	158,180	30,149,311	1,771,615
----------------------	----------------	-------------------	------------------

	Increase Per LG	Per Price Out	Difference
MSW	867,782	868,620	\$ 838
Recycle	625,696	625,293	\$ (404)
Yard Waste	277,630	277,702	\$ 72

Lemay Enterprises
 Test Period Ending 10/31/2021

Increases %'s	
Garbage	3.75%
Recycling	11.28%
Yard Waste	12.37%

	Non-COVID Tariff Rates	COVID Current Tariff Rates	Rate Increase	Non-COVID Proposed 9/1/2023 Rates	Proposed 3/1/2022 Rates
Item 50, pg 14					
Returned check charge:	20.52	20.52	0.77	21.29	21.29
Item 51, pg 15					
Restart fees	11.00	11.33	0.41	11.41	11.74
Item 52, pg 15					
MSW/Recycling/YW Cart	17.24	17.32	0.65	17.89	17.97
—Yard Waste	16.85	16.93	2.08	18.93	19.01
Container Redelivery Fee	18.98	19.07	0.71	19.69	19.78
Drop Box Redelivery Fee	37.95	38.13	1.42	39.37	39.55
—Residential Recycling Delivery Fee	17.98	18.06	2.03	20.01	20.09
Item 60, pg 16					
Overtime charge per hr:	93.04	93.47	3.49	96.53	96.96
Minimum	372.18	373.92	13.97	96.53	96.96
Item 70, pg 17					
Return Trip:					
Cans	5.90	5.93	0.22	6.12	6.15
Drop Box	30.77	30.91	1.15	31.92	32.06
Container	15.39	15.46	0.58	15.97	16.04
Toter	5.90	5.93	0.22	6.12	6.15
Recycling Container	6.16	6.19	0.69	6.85	6.88
Yard Waste Container	5.77	5.80	0.71	6.48	6.51
Item 80, pg 19					
Carry-Out:					
Residential:					
5-25 feet	1.95	1.96	0.07	2.02	2.03
25- plus add	1.64	1.65	0.06	1.70	1.71
Commercial:					
5-25 feet	0.45	0.45	0.02	0.47	0.47
25- plus add	0.38	0.38	0.01	0.39	0.39
Drive-in:					
Over 125 feet	6.46	6.49	0.24	6.70	6.73
Each additional 1/10	3.28	3.30	0.12	3.40	3.42
Commercial:					
Over 125 feet	1.48	1.49	0.06	1.54	1.55
Each additional 1/10	0.76	0.76	0.03	0.79	0.79
Item 90, pg 20					
Residential					
Stairs - each step	0.26	0.26	0.01	0.27	0.27
Overhead Obstruction	0.72	0.72	0.03	0.75	0.75
Sunken	0.51	0.51	0.02	0.53	0.53

Lemay Enterprises
 Test Period Ending 10/31/2021

Increases %'s	
Garbage	3.75%
Recycling	11.28%
Yard Waste	12.37%

	Non-COVID Tariff Rates	COVID Current Tariff Rates	Rate Increase	Non-COVID Proposed 9/1/2023 Rates	Proposed 3/1/2022 Rates
Commercial					
Stairs - each step	0.07	0.07	0.00	0.07	0.07
Overhead Obstruction	0.17	0.17	0.01	0.18	0.18
Sunken	0.12	0.12	0.00	0.12	0.12
Open & Closing Gate - Resi	3.18	3.19	0.12	3.30	3.31
Open & Closing Gate - Comm	0.74	0.74	0.03	0.77	0.77
Item 100, pg 21					
Residential Garbage (customer cans)					
Mini	9.56	9.60	0.36	9.92	9.96
1 can	13.56	13.62	0.51	14.07	14.13
2 can	20.73	20.83	0.78	21.51	21.61
3 can	29.20	29.34	1.10	30.30	30.44
4 can	37.09	37.26	1.39	38.48	38.65
5 can	44.91	45.12	1.69	46.60	46.81
1 can per month	6.62	6.65	0.25	6.87	6.90
Residential Garbage (carts)					
Mini	9.56	9.60	0.36	9.92	9.96
35 gal cart monthly	6.62	6.65	0.25	6.87	6.90
35 gal cart weekly	13.59	13.65	0.51	14.10	14.16
65 gal cart monthly	7.95	7.99	0.30	8.25	8.29
65 gal weekly	20.46	20.56	0.77	21.23	21.33
95 gal per month	10.05	10.10	0.38	10.43	10.48
95 gal weekly	28.61	28.74	1.07	29.68	29.81
Recycle Program					
With garbage	6.69	6.72	0.75	7.44	7.47
Recycle only	7.69	7.73	0.87	8.56	8.60
Item 100, pg 22					
Roll Out	2.57	2.58	0.10	2.67	2.68
Mini Can	3.89	3.91	0.15	4.04	4.06
32-gal can or unit	3.93	3.95	0.15	4.08	4.10
65-gal toter	7.50	7.53	0.28	7.78	7.81
95-gal toter	11.20	11.25	0.42	11.62	11.67
Prepaid Bag	5.10	5.12	0.19	5.29	5.31
On Call	7.83	7.87	0.29	8.12	8.16
Item 100, pg 23					
Yardwaste Service					
90 gal EOW	7.62	7.66	0.94	8.56	8.60
Extra Unit	2.26	2.27	0.28	2.54	2.55
Special Pick-Up	10.62	10.66	1.31	11.93	11.97
Redelivery	16.85	16.93	2.08	18.93	19.01
Item 105, pg 24					
Multi-Family					
Per unit	4.13	4.15	0.47	4.60	4.62

Lemay Enterprises
 Test Period Ending 10/31/2021

Increases %'s	
Garbage	3.75%
Recycling	11.28%
Yard Waste	12.37%

	Non-COVID Tariff Rates	COVID Current Tariff Rates	Rate Increase	Non-COVID Proposed 9/1/2023 Rates	Proposed 3/1/2022 Rates
--	------------------------------	-------------------------------------	------------------	--	-------------------------------

Item 150, pg 25

Bulky Materials	12.14	12.20	0.46	12.60	12.66
Bulky additional	10.61	10.66	0.40	11.01	11.06
Bulky Minimum	19.68	19.77	0.74	20.42	20.51
Carry Chrg	4.66	4.68	0.17	4.83	4.85
Loose Materials	16.04	16.11	0.60	16.64	16.71
Loose additional	13.99	14.06	0.52	14.51	14.58
Loose Minimum	19.68	19.77	0.74	20.42	20.51
Carry Charge	5.07	5.09	0.19	5.26	5.28

Item 160, pg 26

Single Rear Drive Axle:

Non-packer	73.86	74.20	2.77	76.63	76.97
Packer	73.86	74.20	2.77	76.63	76.97
Drop-box Truck					

Each Extra Person:

Non-packer	38.98	39.16	1.46	40.44	40.62
Packer	38.98	39.16	1.46	40.44	40.62
Drop-box Truck					

Minimum Charge:

Non-packer	73.86	74.20	2.77	76.63	76.97
Packer	73.86	74.20	2.77	76.63	76.97
Drop-box Truck					

Tandem Rear Drive Axle:

Truck and Driver:

Non-packer					
Packer	84.12	84.51	3.16	87.28	87.67
RO	84.12	84.51	3.16	87.28	87.67

Each Extra Person:

Non-packer					
Packer	38.98	39.16	1.46	40.44	40.62
RO	38.98	39.16	1.46	40.44	40.62

Minimum Charge:

Non-packer					
Packer	84.12	84.51	3.16	87.28	87.67
RO	84.12	84.51	3.16	87.28	87.67

Item 205, pg 28

Roll-Out:

Container	2.57	2.58	0.10	2.67	2.68
Automated Carts or Toter	2.57	2.58	0.10	2.67	2.68

Item 207, pg 29

Excess Weight:

Increases %'s	
Garbage	3.75%
Recycling	11.28%
Yard Waste	12.37%

	Non-COVID Tariff Rates	COVID Current Tariff Rates	Rate Increase	Non-COVID Proposed 9/1/2023 Rates	Proposed 3/1/2022 Rates
Drop Box	0.14	0.14	0.01	0.15	0.15

Item 210, pg 30

Washing:

Per Yard	7.69	7.73	0.29	7.98	8.02
Minimum	30.77	30.91	1.15	31.92	32.06

Item 230, pg 31

Disposal Fees:

Refuse (per ton)	119.00	119.00		119.00	119.00
Construction Debris, Sheetrock & Roofing	119.00	119.00		119.00	119.00
Asbestos	117.00	117.00		117.00	117.00
Tires	10.23	10.23		10.23	10.23
Refrigerated Appliances	10.23	10.23		10.23	10.23
Yard & Garden	37.00	37.00		37.00	37.00

Item 240, pg 32

Permanent Container Rent:

First Pickup

1 yard	29.76	29.90	1.12	30.88	31.02
1.5 yard	37.47	37.64	1.41	38.88	39.05
2 yard	51.19	51.43	1.92	53.11	53.35
3 yard	64.02	64.32	2.40	66.42	66.72
4 yard	86.03	86.43	3.23	89.26	89.66
6 yard	104.27	104.76	3.91	108.18	108.67
8 yard	114.05	114.58	4.28	118.33	118.86

Additional Pickups:

1 yard	15.81	15.88	0.59	16.40	16.47
1.5 yard	20.55	20.65	0.77	21.32	21.42
2 yard	26.06	26.18	0.98	27.04	27.16
3 yard	36.12	36.29	1.36	37.48	37.65
4 yard	45.77	45.98	1.72	47.49	47.70
6 yard	55.14	55.40	2.07	57.21	57.47
8 yard	63.36	63.66	2.38	65.74	66.04

Special Pickups:

1 yard	20.23	20.32	0.76	20.99	21.08
1.5 yard	26.24	26.36	0.98	27.22	27.34
2 yard	32.52	32.67	1.22	33.74	33.89
3 yard	47.61	47.83	1.79	49.40	49.62
4 yard	58.39	58.66	2.19	60.58	60.85
6 yard	68.67	68.99	2.58	71.25	71.57
8 yard	78.87	79.24	2.96	81.83	82.20

Temporary:

Initial Delivery:

1 yard	32.52	32.67	1.22	33.74	33.89
1.5 yard	32.52	32.67	1.22	33.74	33.89
2 yard	32.52	32.67	1.22	33.74	33.89

Lemay Enterprises
Test Period Ending 10/31/2021

Increases %'s	
Garbage	3.75%
Recycling	11.28%
Yard Waste	12.37%

	Non-COVID Tariff Rates	COVID Current Tariff Rates	Rate Increase	Non-COVID Proposed 9/1/2023 Rates	Proposed 3/1/2022 Rates
3 yard	32.52	32.67	1.22	33.74	33.89
4 yard	32.52	32.67	1.22	33.74	33.89
6 yard	32.52	32.67	1.22	33.74	33.89
8 yard	32.52	32.67	1.22	33.74	33.89
Pickups:					
1 yard	17.10	17.18	0.64	17.74	17.82
1.5 yard	23.47	23.58	0.88	24.35	24.46
2 yard	29.86	30.00	1.12	30.98	31.12
3 yard	45.09	45.30	1.69	46.78	46.99
4 yard	56.03	56.29	2.10	58.13	58.39
6 yard	66.42	66.73	2.49	68.91	69.22
8 yard	76.70	77.06	2.88	79.58	79.94
Rent per Day:					
1 yard	0.77	0.77	0.03	0.80	0.80
1.5 yard	1.02	1.02	0.04	1.06	1.06
2 yard	1.28	1.29	0.05	1.33	1.34
3 yard	1.69	1.70	0.06	1.75	1.76
4 yard	2.05	2.06	0.08	2.13	2.14
6 yard	2.30	2.31	0.09	2.39	2.40
8 yard	2.30	2.31	0.09	2.39	2.40
Overfilled	18.28	18.37	0.69	18.97	19.06
Unlocking/Unlatching	2.85	2.86	0.11	2.96	2.97
Item 245, pg 33					
Permanent Service					
32 Gallon					
First 5 grouped together	2.54	2.55	0.10	2.64	2.65
Over 5 units grouped together	2.33	2.34	0.09	2.42	2.43
Single cans not grouped	2.54	2.55	0.10	2.64	2.65
Minimum monthly charge	13.83	13.89	0.52	14.35	14.41
Special Pickups					
32-gal	11.76	11.81	0.44	12.20	12.25
Each additional unit	3.66	3.68	0.14	3.80	3.82
35 Gallon					
First 5 grouped together	3.00	3.01	0.11	3.11	3.12
Over 5 units grouped together	3.00	3.01	0.11	3.11	3.12
Single cans not grouped	3.00	3.01	0.11	3.11	3.12
Minimum monthly charge	14.25	14.32	0.53	14.78	14.85
65 gal					
First 5 grouped together	4.86	4.88	0.18	5.04	5.06
Over 5 units grouped together	4.86	4.88	0.18	5.04	5.06
Single cans not grouped	4.86	4.88	0.18	5.04	5.06
Minimum monthly charge	21.04	21.14	0.79	21.83	21.93

Lemay Enterprises
 Test Period Ending 10/31/2021

Increases %'s	
Garbage	3.75%
Recycling	11.28%
Yard Waste	12.37%

	Non-COVID Tariff Rates	COVID Current Tariff Rates	Rate Increase	Non-COVID Proposed 9/1/2023 Rates	Proposed 3/1/2022 Rates
--	------------------------------	-------------------------------------	------------------	--	-------------------------------

95 Gal					
First 5 grouped together	6.51	6.54	0.24	6.75	6.78
Over 5 units grouped together	6.51	6.54	0.24	6.75	6.78
Single cans not grouped	6.51	6.54	0.24	6.75	6.78
Minimum monthly charge	28.19	28.32	1.06	29.25	29.38

Item 255, pg 34

Permanent Service

Scheduled Pickups

2 yd	85.73	85.73	3.22	88.95	88.95
3 yd	114.94	114.94	4.31	119.25	119.25
4 yd	142.62	142.62	5.35	147.97	147.97

Special Pickups

2 yd	85.73	85.73	3.22	88.95	88.95
3 yd	114.94	114.94	4.31	119.25	119.25
4 yd	142.62	142.62	5.35	147.97	147.97

Unlocking/Unlatching	2.86	2.86	0.11	2.97	2.97
Compactor Disconnect/Reconnect	2.86	2.86	0.11	2.97	2.97

Item 260, pg 35

Permanent Rent;

10 yard	66.50	66.81	2.50	69.00	69.31
19.5 yard	76.73	77.09	2.88	79.61	79.97
20 yard	76.73	77.09	2.88	79.61	79.97
30 yard	86.96	87.37	3.26	90.22	90.63
40 yard	97.19	97.64	3.65	100.84	101.29
50 yard	172.89	173.70	6.49	179.38	180.19

Hauls:

First Pickup:

10 yard	106.68	107.18	4.00	110.68	111.18
19.5 yard	111.82	112.34	4.20	116.02	116.54
20 yard	111.82	112.34	4.20	116.02	116.54
30 yard	120.02	120.58	4.50	124.52	125.08
40 yard	131.30	131.91	4.93	136.23	136.84
50 yard	150.79	151.49	5.66	156.45	157.15

Additional Pickups:

10 yard	106.68	107.18	4.00	110.68	111.18
19.5 yard	111.82	112.34	4.20	116.02	116.54
20 yard	111.82	112.34	4.20	116.02	116.54
30 yard	120.02	120.58	4.50	124.52	125.08
40 yard	131.30	131.91	4.93	136.23	136.84
50 yard	150.79	151.49	5.66	156.45	157.15

Temporary Delivery Fee:

10 yard	76.94	77.30	2.89	79.83	80.19
---------	-------	-------	------	-------	-------

Increases %'s	
Garbage	3.75%
Recycling	11.28%
Yard Waste	12.37%

	Non-COVID Tariff Rates	COVID Current Tariff Rates	Rate Increase	Non-COVID Proposed 9/1/2023 Rates	Proposed 3/1/2022 Rates
19.5 yard	76.94	77.30	2.89	79.83	80.19
20 yard	76.94	77.30	2.89	79.83	80.19
30 yard	76.94	77.30	2.89	79.83	80.19
40 yard	76.94	77.30	2.89	79.83	80.19
50 yard	76.94	77.30	2.89	79.83	80.19
Pickup Rate					
10 yard	106.68	107.18	4.00	110.68	111.18
19.5 yard	111.82	112.34	4.20	116.02	116.54
20 yard	111.82	112.34	4.20	116.02	116.54
30 yard	120.02	120.58	4.50	124.52	125.08
40 yard	131.30	131.91	4.93	136.23	136.84
50 yard	150.79	151.49	5.66	156.45	157.15
Temporary DB (rent per day)					
10 yard	3.79	3.81	0.14	3.93	3.95
19.5 yard	3.89	3.91	0.15	4.04	4.06
20 yard	3.89	3.91	0.15	4.04	4.06
30 yard	4.19	4.21	0.16	4.35	4.37
40 yard	4.60	4.62	0.17	4.77	4.79
50 yard	10.51	10.56	0.39	10.90	10.95
Mileage	3.39	3.41	0.13	3.52	3.54
Tarps	2.85	2.86	0.11	2.96	2.97
Unlatch, Unlock	2.06	2.07	0.08	2.14	2.15
Lid Charge	4.22	4.24	0.16	4.38	4.40

Item 275, pg 36

Customer owned (Compacted)

First Pickup:

10 yard	117.97	118.52	4.43	122.40	122.95
15 yard	129.25	129.85	4.85	134.10	134.70
16 yard	129.25	129.85	4.85	134.10	134.70
20 yard	148.75	149.44	5.58	154.33	155.02
25 yard	169.26	170.05	6.35	175.61	176.40
30 yard	184.64	185.50	6.93	191.57	192.43

Each Additional Pickup:

10 yard	117.97	118.52	4.43	122.40	122.95
15 yard	129.25	129.85	4.85	134.10	134.70
16 yard	129.25	129.85	4.85	134.10	134.70
20 yard	148.75	149.44	5.58	154.33	155.02
25 yard	169.26	170.05	6.35	175.61	176.40
30 yard	184.64	185.50	6.93	191.57	192.43

Mileage	3.39	3.41	0.13	3.52	3.54
Unlatch, Unlock	2.85	2.86	0.11	2.96	2.97
Tarps	2.85	2.86	0.11	2.96	2.97
Disconnect/ Reconnect	2.85	2.86	0.11	2.96	2.97

Lemay Enterprises
 Test Period Ending 10/31/2021

Increases %'s	
Garbage	3.75%
Recycling	11.28%
Yard Waste	12.37%

	Non-COVID Tariff Rates	COVID Current Tariff Rates	Rate Increase	Non-COVID Proposed 9/1/2023 Rates	Proposed 3/1/2022 Rates
--	------------------------------	-------------------------------------	------------------	--	-------------------------------

Item 275, 37

Customer owned (Compacted)

First Pickup:

35 yard	194.90	195.81	7.31	202.21	203.12
40 yard	205.16	206.12	7.70	212.86	213.82

Each Additional Pickup:

35 yard	194.90	195.81	7.31	202.21	203.12
40 yard	205.16	206.12	7.70	212.86	213.82

Mileage	3.39	3.41	0.13	3.52	3.54
Unlatch, Unlock	2.85	2.86	0.11	2.96	2.97
Tarps	2.85	2.86	0.11	2.96	2.97
Disconnect/ Reconnect	2.85	2.86	0.11	2.96	2.97

Depreciation Summary -2183 Rural Garbage Service & Pacific Disposal and Butlers Cove Refuse Service							
Equipment	Cost	Salvage	Depr Cost	Test Year Depr	Beginning Accum Depr 10/1/2017	Ending Accum Depr 9/30/2018	Average Investment 9/30/2018
Trucks							
Garbage	14,395,879	-	14,395,879	1,355,142	3,752,417	5,107,559	9,256,135
Roll Off	2,760,774	-	2,760,774	188,489	1,391,812	1,580,301	1,180,473
Residential/MF Recycling	3,550,437	-	3,550,437	267,078	2,353,148	2,620,226	721,749
Yard Waste	1,160,470	-	1,160,470	50,894	1,014,389	1,065,282	71,208
Commercial Recycle	1,560,807	-	1,560,807	70,771	1,282,200	1,352,971	207,837
Total Trucks	23,428,368	-	23,428,368	1,932,374	9,793,966	11,726,339	11,437,402
Containers:							
Containers	1,583,054	-	1,583,054	64,076	1,014,043	1,078,120	504,934
Garbage Carts	3,729,009	-	3,729,009	269,884	2,514,419	2,784,303	944,706
Drop Boxes	1,980,747	-	1,980,747	43,415	1,618,407	1,661,822	318,925
Recycling Carts	3,670,733	-	3,670,733	101,001	3,188,100	3,289,101	381,632
Yard Waste	1,426,062	-	1,426,062	98,234	931,344	1,029,578	396,484
Carts (Mixed)	555,000	-	555,000	65,294	-	65,294	489,706
Total Cont, Carts,Totes	12,944,606	-	12,944,606	641,905	9,266,313	9,908,218	3,036,388
Service Equipment	329,764	-	329,764	43,919	165,487	209,406	120,358
Shop Equipment	1,607,628	-	1,607,628	16,588	1,550,865	1,567,454	40,174
Office Equipment	360,647	-	360,647	1,239	359,110	360,350	298
Leasehold Improvements	2,660,770	-	2,660,770	4,131	2,634,302	2,638,433	22,337
Building - Office	4,479,234	-	4,479,234	238,872	84,890	323,763	4,155,471
Building - Shop	839,517	-	839,517	21,540	441,596	463,136	376,381
MRF Building	1,282,967	-	1,282,967	32,770	693,107	725,877	557,090
MRF Equipment	1,106,231	-	1,106,231	108,216	-	108,216	998,015
Land	1,474,904	-	1,474,904	-	-	-	1,474,904
Total other Equipment	14,141,663	-	14,141,663	467,276	5,929,358	6,396,634	7,745,029
Total Equipment	50,514,637	-	50,514,637	3,041,555	24,989,637	28,031,191	22,218,820

Depreciation Summary -2183 Rural Garbage Service & Pacific Disposal and Butlers Co	Depreciation by Bill Area								
	Equipment	Total	Pacific/Rural	Yelm	Rainier	Commercial Recycling	2184	2185	Allocator
Trucks									
Garbage									
Roll Off									
Residential/MF Recycling									
Yard Waste									
Commercial Recycle									
Total Trucks									
Containers:									
Containers									
Garbage Carts									
Drop Boxes									
Recycling Carts									
Yard Waste									
Carts (Mixed)									
Total Cont, Carts,Totes									
Service Equipment									
Shop Equipment									
Office Equipment									
Leasehold Improvements									
Building - Office									
Building - Shop									
MRF Building									
MRF Equipment									
Land									
Total other Equipment									
Total Equipment									

Depreciation Summary -2183 Rural Garbage Service & Pacific Disposal and Butlers Co	Avg Investment by Bill Area							
	Total	Pacific	Yelm	Rainier	Commercial Recycling	2184	2185	Allocator
Equipment								
Trucks								
Garbage								
Roll Off								
Residential/MF Recycling								
Yard Waste								
Commercial Recycle								
Total Trucks								
Containers:								
Containers								
Garbage Carts								
Drop Boxes								
Recycling Carts								
Yard Waste								
Carts (Mixed)								
Total Cont, Carts,Totes								
Service Equipment								
Shop Equipment								
Office Equipment								
Leasehold Improvements								
Building - Office								
Building - Shop								
MRF Building								
MRF Equipment								
Land								
Total other Equipment								
Total Equipment								

Equipment	Line of Business Allocation								Allocator
	Depreciation				Average Investment				
	Total	MSW	Recycling	Yard Waste	Total	MSW	Recycling	Yard Waste	
Trucks									
Garbage									
Roll Off									
Residential/MF Recycling									
Yard Waste									
Commercial Recycle									
Total Trucks									
Containers:									
Containers									
Garbage Carts									
Drop Boxes									
Recycling Carts									
Yard Waste									
Carts (Mixed)									
Total Cont, Carts,Totes									
Service Equipment									
Shop Equipment									
Office Equipment									
Leasehold Improvements									
Building - Office									
Building - Shop									
MRF Building									
MRF Equipment									
Land									
Total other Equipment									
Total Equipment									
	186,919	93,693	70,325	22,901	3,251,678	1,629,904	1,223,385	398,388	

Harold LeMay Enterprises, Inc. G-98
 Pacific Disposal Allocation Calculation
 November 1, 2020 - October 31, 2021

Note: This is the summary of a disposal fee calculation we performed for this rate case. Support available upon request.

Area	Cal lbs	Adj lbs	
Pacific Reg	206,711,813	152,848,226	100.00%
Residential	133,256,896	98,533,703	64.47%
Commercial	73,454,916	54,314,524	35.53%
Rainier Non-Reg	2,166,095	1,601,668	100.00%
Residential	1,567,302	1,158,905	72.36%
Commercial	598,793	442,763	27.64%
Yelm Non-Reg	11,268,175	8,331,989	100.00%
Residential	6,816,978	5,040,655	60.50%
Commercial	4,451,197	3,291,334	39.50%
Totals	220,146,083	162,781,884	

Allocation Percentages	
Pacific/Rural Reg	93.90%
Rainier Non-Reg	0.98%
Yelm Non-reg	5.12%

Waste Connections, Inc.
BS Close Report
2020-10

Districts/Grouping: **2183**
 Exclude IC:

System:
 SubSystem:

(drill) (drill) (drill) (drill) (drill) (drill) (drill)

From Epicor - Current Mth Actual BS				Three Month BS Trend (from Epicor)			Change from
Posted	Current Mth		Total	Aug-20	Sep-20	Oct-20	Prior Period
	Unposted	Staged					

- 10051 Local Petty Cash Account
- 10063 Wells Fargo Depository Account
- 10070 Proceeds from Sale of Assets
- 10071 Contra Proceeds from Sale of Assets
- 10091 Pay Lockbox Clearing
- 10092 Pay
- 10093 Pay IC - KUBRA Payments
- 10095 Pay ICT Inter District Receipts
- 10097 EFT Pymt Clearing
- 10098 Credit Card Pymt Clearing
- 10099 Check & Cash Pymt Clearing
- Cash
- 11501 Trade A/R Desert Micro
- 11502 Trade A/R Desert Micro Receipts
- 11510 Unbilled Trade A/R
- 11599 A/R Refund Clearing Acct
- 11701 Employee A/R
- 11800 Other A/R
- 11901 Provision for Bad Debts
- 11902 Bad Debt Write Offs
- 11903 Bad Debt Collected
- A/R
- 12001 Inventory Parts
- 12002 Inventory Diesel
- 12003 Inventory Oil and Lube
- 12004 Inventory Container
- 12005 Inventory Tires
- Inventory
- 13001 Prepaid Licenses and Permits
- 13003 Prepaid Vehicle Use Tax
- 13004 Prepaid Property Tax
- 13008 Prepaid Other
- Prepays
- Curr Deferred
- Current Assets**
- 14002 Acquisition Land
- 14011 Cap Ex Land Improvement
- 14012 Acquisition Land Improvement
- 14016 Depre Expense Land Improv
- 14031 Cap Ex Heavy Equipment
- 14032 Acquisition Heavy Equipment
- 14033 Transfer/Reclass Heavy Equipment
- 14036 Depre Exp Heavy Equipment
- 14037 Transfer/Reclass Heavy Equipment
- 14041 Cap Ex Trucks
- 14042 Acquisitions Trucks
- 14043 Transfer/Reclass Trucks
- 14044 Sale/Disposition Trucks
- 14046 Depre Exp Trucks
- 14047 Transfer/Reclass Trucks
- 14048 Sale/Disposition Trucks
- 14051 Cap Ex Container
- 14052 Acquisition Container
- 14053 Transfer/Reclass Container
- 14054 Sale/Disposition Container
- 14056 Depre Exp Container
- 14057 Transfer/Reclass AD Container
- 14058 Sale/Disposition AD Container
- 14071 Cap Ex Shop Equipment
- 14073 Transfer/Reclass Shop Equipment
- 14076 Depre Exp Shop Equipment
- 14077 Transfer/Reclass AD Shop Equipment
- 14081 Cap Ex Building
- 14082 Acquisition Building
- 14086 Depre Exp Building
- 14101 Cap Ex Office Equipment
- 14106 Depre Exp Office Equipment
- 14111 Cap Ex Computer Equipment
- 14113 Transfer/Reclass Computer Equipment
- 14116 Depre Exp Computer Equipment

--	--	--	--	--	--	--	--

Waste Connections, Inc.
BS Close Report
2020-10

Districts/Grouping: 2183
Exclude IC:

System:
SubSystem:

(drill) (drill) (drill) (drill) (drill) (drill)
From Epicor - Current Mth Actual BS Three Month BS Trend (from Epicor)

	Posted	Current Mth		Total	Three Month BS Trend (from Epicor)			Change from Prior Period
		Unposted	Staged		Aug-20	Sep-20	Oct-20	
14117 Transfer/Reclass AD Computer Equipment								
14121 Cap Ex Accruals								
14201 Cap Ex Construction in Process								
Fixed Assets								
Notes Rec.								
15111 Acquisition Goodwill								
Goodwill								
15222 Transfer/Reclass Customer List								
15226 Amort Expense Customer List								
15227 Transfer/Reclass Amort Customer List								
15261 Acquisition Indefinite Lived Intangibles								
Intangibles								
16100 Deposits								
Deposits								
Restricted Funds								
Other Assets								
LOC Loan Fees								
17100 Intercompany Corporate								
18100 Investment Corporate								
Intercompany								
Total Assets								
ST Contingent								
Curr Portion LTD								
20120 AP - Accrued								
20121 AP - Accrued CAPEX								
20123 AP - Accrued Procurement Card								
20140 AP - Sales Tax								
20170 AP - Other								
20175 Pass Thru Taxes								
20177 AP - Franchise Tax Payable								
20178 WUTC Tax Payable								
20180 AP - Other Taxes								
A/P								
20300 Unearned Revenue								
Unearned Rev								
20320 Accrued Liabilities Wages Commissions								
20321 Vacation Accrual								
20340 Accrued Liabilities Safety Bonus								
20351 Accrued Liabilities Ins. - Workers Comp								
20360 Accrued Liabilities - Property Tax								
20397 Accrued Liabilities - UP Tracker								
Accrued Liab								
Current Liab								
LTD								
Overdraft								
Other LTD								
LT Contingent								
Deferred Taxes								
Minority Int								
Loan Fees								

Waste Connections, Inc.
 BS Close Report
 2020-10

Districts/Grouping: 2183
 Exclude IC:

TEXT IN RED BOX CONFIDENTIAL PER WAC 480-07-160

System:
 SubSystem:

(drill) (drill) (drill) (drill) (drill) (drill)

From Epicor - Current Mth Actual BS

Three Month BS Trend (from Epicor)

	Current Mth			Total	Three Month BS Trend (from Epicor)			Change from Prior Period
	Posted	Unposted	Staged		Aug-20	Sep-20	Total Oct-20	
Total Liabilities	[REDACTED CONTENT]							
Common Stock								
Other Equity								
Deferred Comp								
Unrealized Swap Val								
APIC								
Treasury								
Cumulative translation adjustment								
29100 Retained Earnings								
Retained Earnings								
Retained Earnings								
Total Liab & Equity								
BS Balance								
14301 Operating Lease ROU								
14305 Operating Lease Depreciation								
20651 ST Operating Lease Liability								
20652 ST Operating Lease Payment								
20655 Accretion on ST Operating Lease								
20658 Operating Lease ST LT Reclass								
21651 LT Operating Lease Liability								
21658 LT Operating Lease ST LT Reclass								
Data Not Included								

Waste Connections, Inc.
BS Close Report
2021-10

Districts/Grouping: 2183
Exclude IC:

System:
SubSystem:

(drill) (drill) (drill) (drill) (drill) (drill) (drill)

From Epicor - Current Mth Actual BS

Three Month BS Trend (from Epicor)

	Posted	Current Mth		Total	Three Month BS Trend (from Epicor)			Change from Prior Period
		Unposted	Staged		Aug-21	Sep-21	Oct-21	
10051 Local Petty Cash Account								
10063 Wells Fargo Depository Account								
10070 Proceeds from Sale of Assets								
10071 Contra Proceeds from Sale of Assets								
10091 Pay Lockbox Clearing								
10092 Pay								
10093 Pay IC - KUBRA Payments								
10095 Pay ICT Inter District Receipts								
10097 EFT Pymt Clearing								
10098 Credit Card Pymt Clearing								
10099 Check & Cash Pymt Clearing								
Cash								
11501 Trade A/R Desert Micro								
11502 Trade A/R Desert Micro Receipts								
11510 Unbilled Trade A/R								
11599 A/R Refund Clearing Acct								
11701 Employee A/R								
11800 Other A/R								
11901 Provision for Bad Debts								
11902 Bad Debt Write Offs								
11903 Bad Debt Collected								
A/R								
12001 Inventory Parts								
12002 Inventory Diesel								
12003 Inventory Oil and Lube								
12004 Inventory Container								
12005 Inventory Tires								
Inventory								
13001 Prepaid Licenses and Permits								
13003 Prepaid Vehicle Use Tax								
13004 Prepaid Property Tax								
13008 Prepaid Other								
Prepays								
Curr Deferred								
Current Assets								
14002 Acquisition Land								
14011 Cap Ex Land Improvement								
14012 Acquisition Land Improvement								
14016 Depr Expense Land Improv								
14031 Cap Ex Heavy Equipment								
14032 Acquisition Heavy Equipment								
14033 Transfer/Reclass Heavy Equipment								
14036 Depr Exp Heavy Equipment								
14037 Transfer/Reclass Heavy Equipment								
14041 Cap Ex Trucks								
14042 Acquisitions Trucks								
14043 Transfer/Reclass Trucks								
14044 Sale/Disposition Trucks								
14046 Depr Exp Trucks								
14047 Transfer/Reclass Trucks								
14048 Sale/Disposition Trucks								
14051 Cap Ex Container								
14052 Acquisition Container								
14053 Transfer/Reclass Container								
14054 Sale/Disposition Container								
14056 Depr Exp Container								
14057 Transfer/Reclass AD Container								
14058 Sale/Disposition AD Container								
14071 Cap Ex Shop Equipment								
14073 Transfer/Reclass Shop Equipment								
14076 Depr Exp Shop Equipment								
14077 Transfer/Reclass AD Shop Equipment								
14081 Cap Ex Building								
14082 Acquisition Building								
14086 Depr Exp Building								
14101 Cap Ex Office Equipment								
14106 Depr Exp Office Equipment								
14111 Cap Ex Computer Equipment								
14113 Transfer/Reclass Computer Equipment								
14116 Depr Exp Computer Equipment								

Waste Connections, Inc.
BS Close Report
2021-10

Districts/Grouping: 2183
Exclude IC:

System:
SubSystem:

(drill) (drill) (drill) (drill) (drill) (drill)

From Epicor - Current Mth Actual BS

Three Month BS Trend (from Epicor)

	Posted	Current Mth		Total	Three Month BS Trend (from Epicor)			Change from Prior Period
		Unposted	Staged		Aug-21	Sep-21	Oct-21	
14117 Transfer/Reclass AD Computer Equipment								
14121 Cap Ex Accruals								
14201 Cap Ex Construction in Process								
Fixed Assets								
Notes Rec.								
15111 Acquisition Goodwill								
Goodwill								
15222 Transfer/Reclass Customer List								
15226 Amort Expense Customer List								
15227 Transfer/Reclass Amort Customer List								
15261 Acquisition Indefinite Lived Intangibles								
Intangibles								
16100 Deposits								
Deposits								
Restricted Funds								
Other Assets								
LOC Loan Fees								
17100 Intercompany Corporate								
18100 Investment Corporate								
Intercompany								
Total Assets								
ST Contingent								
Curr Portion LTD								
20120 AP - Accrued								
20121 AP - Accrued CAPEX								
20123 AP - Accrued Procurement Card								
20140 AP - Sales Tax								
20170 AP - Other								
20175 Pass Thru Taxes								
20177 AP - Franchise Tax Payable								
20178 WUTC Tax Payable								
20180 AP - Other Taxes								
A/P								
20300 Unearned Revenue								
Unearned Rev								
20320 Accrued Liabilities Wages Commissions								
20321 Vacation Accrual								
20325 Accrued Liabilities Other								
20351 Accrued Liabilities Ins. - Workers Comp								
20360 Accrued Liabilities - Property Tax								
20397 Accrued Liabilities - UP Tracker								
Accrued Liab								
Current Liab								
LTD								
Overdraft								
Other LTD								
LT Contingent								
Deferred Taxes								
Minority Int								
Loan Fees								

Waste Connections, Inc.
 BS Close Report
 2021-10

Districts/Grouping: 2183
 Exclude IC:

TEXT IN RED BOX CONFIDENTIAL PER WAC 480-07-160

System:
 SubSystem:

(drill) (drill) (drill) (drill) (drill) (drill)

From Epicor - Current Mth Actual BS

Three Month BS Trend (from Epicor)

	Current Mth			Total	Three Month BS Trend (from Epicor)			Change from Prior Period
	Posted	Unposted	Staged		Aug-21	Sep-21	Total Oct-21	
Total Liabilities	[REDACTED CONTENT]							
Common Stock								
Other Equity								
Deferred Comp								
Unrealized Swap Val								
APIC								
Treasury								
Cumulative translation adjustment								
29100 Retained Earnings								
Retained Earnings								
Retained Earnings								
Total Liab & Equity								
BS Balance								
14301 Operating Lease ROU								
14304 Sale/Disposal of Operating Lease ROU								
14305 Operating Lease Depreciation								
20651 ST Operating Lease Liability								
20652 ST Operating Lease Payment								
20655 Accretion on ST Operating Lease								
20658 Operating Lease ST LT Reclass								
20659 Disposed ST Operating Lease Liability								
21651 LT Operating Lease Liability								
21658 LT Operating Lease ST LT Reclass								
Data Not Included								

Waste Connections, Inc.
IS 210 - PL Review
2021-10

Districts/Grouping: 2000 Exclude IC:
System:

- 70035 Safety Bonuses
- 70036 Other Bonus/Commission - Non-Safety
- 70037 Termination Pay
- 70086 Safety and Training
- 70090 WCN Training
- 70095 Empl & Commun Activ
- 70105 Employee Relocation
- 70110 Contributions
- 70116 Pension and Profit Sharing
- 70147 Bldg & Property Maint
- 70165 Communications
- 70167 Cellular Telephone
- 70170 Qualifying Operating Lease Expense
- 70171 Variable Qualifying Lease Expense
- 70185 Postage
- 70190 Registration Fees
- 70195 Dues and Subscriptions
- 70200 Travel
- 70201 Entertainment
- 70202 Excursions Meetings
- 70203 Lodging
- 70205 Travel - Auto
- 70206 Meals
- 70207 Meals with Customers
- 70210 Office Supplies and Equip
- 70214 Credit Card Fees
- 70215 Bank Charges
- 70216 Outside Storages
- 70225 Advertising and Promotions
- 70230 External Recruiter Fees
- 70231 Recruitment Advertising & Expenses
- 70255 Other Prof Fees
- 70275 Property Taxes
- 70301 Computer Software
- 70302 Computer Supplies
- 70303 Software License Fees
- 70320 Credit and Collection
- 70326 Deductible Current Year
- 70330 Equipment/Truck Rodeo
- 70336 Coffee Bar
- 70902 Visual Lease Clearing Account

G&A



Waste Connections, Inc.
IS 210 - PL Review
2021-10

2183 Nov 2020-Aug 2021	5.82%
2183 Sept 2021	5.63%
2183 Oct 2021	5.47%

	Pacific Allocation	Adjust Out Unallowable	Adjusted Region OH Allocation
70035 Safety Bonuses			
70036 Other Bonus/Commission - Non-Safety			
70037 Termination Pay			
70086 Safety and Training			
70090 WCN Training			
70095 Empl & Commun Activ			
70105 Employee Relocation			
70110 Contributions			
70116 Pension and Profit Sharing			
70147 Bldg & Property Maint			
70165 Communications			
70167 Cellular Telephone			
70170 Qualifying Operating Lease Expense			
70171 Variable Qualifying Lease Expense			
70185 Postage			
70190 Registration Fees			
70195 Dues and Subscriptions			
70200 Travel			
70201 Entertainment			
70202 Excursions Meetings			
70203 Lodging			
70205 Travel - Auto			
70206 Meals			
70207 Meals with Customers			
70210 Office Supplies and Equip			
70214 Credit Card Fees			
70215 Bank Charges			
70216 Outside Storages			
70225 Advertising and Promotions			
70230 External Recruiter Fees			
70231 Recruitment Advertising & Expenses			
70255 Other Prof Fees			
70275 Property Taxes			
70301 Computer Software			
70302 Computer Supplies			
70303 Software License Fees			
70320 Credit and Collection			
70326 Deductible Current Year			
70330 Equipment/Truck Rodeo			
70336 Coffee Bar			
70902 Visual Lease Clearing Account			
G&A			

imm


Waste Connections, Inc.
IS 210 - PL Review
2021-10

District	Allocation Percentage	Allocation Percentage	Allocation Percentage
70035	Safety Bonuses		
70036	Other Bonus/Commission - Non-Safety		
70037	Termination Pay		
70086	Safety and Training		
70090	WCN Training		
70095	Empl & Commun Activ		
70105	Employee Relocation		
70110	Contributions		
70116	Pension and Profit Sharing		
70147	Bldg & Property Maint		
70165	Communications		
70167	Cellular Telephone		
70170	Qualifying Operating Lease Expense		
70171	Variable Qualifying Lease Expense		
70185	Postage		
70190	Registration Fees		
70195	Dues and Subscriptions		
70200	Travel		
70201	Entertainment		
70202	Excursions Meetings		
70203	Lodging		
70205	Travel - Auto		
70206	Meals		
70207	Meals with Customers		
70210	Office Supplies and Equip		
70214	Credit Card Fees		
70215	Bank Charges		
70216	Outside Storages		
70225	Advertising and Promotions		
70230	External Recruiter Fees		
70231	Recruitment Advertising & Expenses		
70255	Other Prof Fees		
70275	Property Taxes		
70301	Computer Software		
70302	Computer Supplies		
70303	Software License Fees		
70320	Credit and Collection		
70326	Deductible Current Year		
70330	Equipment/Truck Rodeo		
70336	Coffee Bar		
70902	Visual Lease Clearing Account		
	G&A		


Waste Connections, Inc.
IS 210 - PL Review
2021-10

District	Allocation Percentage	Allocation Percentage	Allocation Percentage
[Redacted Content]			

Year Ended		
10/31/2021	Adjustments	Adjusted Total



Year Ended
10/31/2021 Adjustments Adjusted Total



1.81%

WASTE CONNECTIONS, INC.
CONSOLIDATED BALANCE SHEETS
(IN THOUSANDS OF U.S. DOLLARS, EXCEPT SHARE AND PER SHARE AMOUNTS)

	December 31,	
	2020	2019
ASSETS		
Current assets:		
Cash and equivalents	\$ 617,294	\$ 326,738
Accounts receivable, net of allowance for credit losses of \$19,380 and \$16,432 at December 31, 2020 and 2019, respectively	630,264	662,808
Prepaid expenses and other current assets	160,714	141,052
Total current assets	1,408,272	1,130,598
Restricted cash	97,095	96,483
Restricted investments	57,516	51,179
Property and equipment, net	5,284,506	5,516,347
Operating lease right-of-use assets	170,923	183,220
Goodwill	5,726,650	5,510,851
Intangible assets, net	1,155,079	1,163,063
Other assets, net	92,323	85,954
Total assets	<u>\$ 13,992,364</u>	<u>\$ 13,737,695</u>
LIABILITIES AND EQUITY		
Current liabilities:		
Accounts payable	\$ 290,820	\$ 436,970
Bank overdraft	17,079	15,954
Accrued liabilities	404,923	280,808
Current portion of operating lease liabilities	30,671	29,929
Current portion of contingent consideration	43,297	26,659
Deferred revenue	233,596	216,443
Current portion of long-term debt and notes payable	8,268	465
Total current liabilities	1,028,654	1,007,228
Long-term portion of debt and notes payable	4,708,678	4,353,782
Long-term portion of operating lease liabilities	147,223	160,033
Long-term portion of contingent consideration	28,439	42,825
Deferred income taxes	760,044	818,622
Other long-term liabilities	455,888	416,851
Total liabilities	7,128,926	6,799,341
Commitments and contingencies (Note 12)		
Equity:		
Common shares: 262,899,174 shares issued and 262,824,990 shares outstanding at December 31, 2020; 263,699,675 shares issued and 263,618,161 shares outstanding at December 31, 2019	4,030,368	4,135,343
Additional paid-in capital	170,555	154,917
Accumulated other comprehensive loss	(651)	(10,963)
Treasury shares: 74,184 and 81,514 shares at December 31, 2020 and 2019, respectively	—	—
Retained earnings	2,659,001	2,654,207
Total Waste Connections' equity	6,859,273	6,933,504
Noncontrolling interest in subsidiaries	4,165	4,850
Total equity	6,863,438	6,938,354
Total liabilities and equity	<u>\$ 13,992,364</u>	<u>\$ 13,737,695</u>

ST Debt

LT Deb

Equity

WASTE CONNECTIONS, INC.
CONSOLIDATED STATEMENTS OF NET INCOME
(IN THOUSANDS OF U.S. DOLLARS, EXCEPT SHARE AND PER SHARE AMOUNTS)

	Years Ended December 31,		
	2020	2019	2018
Revenues	\$ 5,445,990	\$ 5,388,679	\$ 4,922,941
Operating expenses:			
Cost of operations	3,276,808	3,198,757	2,865,704
Selling, general and administrative	537,632	546,278	524,388
Depreciation	621,102	618,396	572,708
Amortization of intangibles	131,302	125,522	107,779
Impairments and other operating items	466,718	61,948	20,118
Operating income	412,428	837,778	832,244
Interest expense	(162,375)	(147,368)	(132,104)
Interest income	5,253	9,777	7,170
Other income (expense), net	(1,392)	5,704	(170)
Income before income tax provision	253,914	705,891	707,140
Income tax provision	(49,922)	(139,210)	(159,986)
Net income	203,992	566,681	547,154
Plus (Less): Net loss (income) attributable to noncontrolling interests	685	160	(283)
Net income attributable to Waste Connections	<u>\$ 204,677</u>	<u>\$ 566,841</u>	<u>\$ 546,871</u>
Earnings per common share attributable to Waste Connections' common shareholders:			
Basic	<u>\$ 0.78</u>	<u>\$ 2.15</u>	<u>\$ 2.07</u>
Diluted	<u>\$ 0.78</u>	<u>\$ 2.14</u>	<u>\$ 2.07</u>
Shares used in the per share calculations:			
Basic	<u>263,189,699</u>	<u>263,792,693</u>	<u>263,650,155</u>
Diluted	<u>263,687,539</u>	<u>264,526,561</u>	<u>264,395,618</u>
Cash dividends per common share	<u>\$ 0.760</u>	<u>\$ 0.665</u>	<u>\$ 0.580</u>

Division Vice President Allocation IN/Division Controller Allocation IN

Note: The Division Vice President's home district for payroll purposes is 2180. During the year his regular compensation is coded to district 2180 and then allocated out to each of his districts based on the revenue below via Journal Entry. His other compensation is not allocated into each of his districts during the year therefore that must be done manually for this rate filing.

Note: The Division Controller's home district for payroll purposes is 2111. During the year his regular compensation is coded to district 2111 and then allocated out to each of his districts based on the revenue below via Journal Entry. His other compensation is not allocated out to each of his districts during the year therefore that must be done manually for this rate filing.

Dist	2021 Revenue	Other Comp Allocation	Taxes	Other Comp Allocation	Tax Allocation
2111					
2112					
2113					
2132					
2140					
2144					
2180					
2182					
2149					
2183					
2184					
2185					
2186					
2187					
2188					
2189					
2190					
2191					

Dist	2021 Revenue	Other Comp Allocation	Taxes	Other Comp Allocation	Tax Allocation
2111					
2112					
2113					
2132					
2140					
2144					
2180					
2182					
2149					
2183					
2184					
2185					
2186					
2187					
2188					
2189					
2190					
2191					

TO Rate Filing

Journal Entry Query Tool

v.4.6

NOTE: Ctrl+Shift+J to pull data

Date Range:

From: 2020-11
To: 2021-10

Other Criteria

Districts: 2183
Accts: 50115, 50116, 50117, 52115, 52116, 52117, 55115, 55116, 55117, 5611
System:
Subsystem:

Vendor Code:
Amount From:
Amount To:
Posting: All

Total of Entries: 1,149,817.18 0.00 *pst: P = Posted, U = Unposted, S = Staged, C:0 = IC Unposted, -1 = Hanging out there.
Num of Entries Shown: 423 423 *records limit 10000

Table with columns: Full Account, Date, Amount USD, Amount CAD, Nat Currency, Journal Con Posted, Journal Des User, R/Type, Vendor Code, One Time Vendor, Further Description, Date Doc, Doc Desc, Doc Ctrl Num. Contains detailed financial transaction records.

Journal Entry Query Tool

v.4.6

NOTE: Ctrl+Shift+J to pull data

Date Range:
 From: 2020-11
 To: 2021-10

Other Criteria
 Districts: 2183
 Accts: 50115, 50116, 50117, 52115, 52116, 52117, 55115, 55116, 55117, 5611
 Vendor Code:
 Amount From:
 System:
 Subsystem:
 Amount To:
 Posting: All

Total of Entries: 1,149,817.18 0.00 *pstd: P = Posted, U = Unposted, S = Staged, C:0 = I/C Unposted, -1 = Hanging out there.
 Num of Entries Shown: 423 423 *records limit 10000

Full Account	Date	Amount USD	Amount CAD	Nat Currency	Journal Con	Pstd*	Journal Des	User	R/Type	Vendor Code	One Time Vendor	Further Description	Date Doc	Doc Desc	Doc Ctrl Num	
Mar	3,334.23	58,576.10	25,090.46	1,861.75	976.01	3,684.96	257.74	93,781.25		Mar		3,334.23	58,576.10	25,090.46	1,861.75	976.01
Apr	3,245.07	61,335.00	24,565.92	1,818.02	937.24	3,124.10	308.78	95,334.13		Apr		3,245.07	61,335.00	24,565.92	1,818.02	937.24
May	3,235.11	63,793.10	24,346.86	1,713.30	894.64	3,119.85	214.58	97,317.44		May		3,235.11	63,793.10	24,346.86	1,713.30	894.64
Jun	3,763.09	62,373.70	25,155.77	1,907.50	937.25	3,478.61	246.53	97,862.45		Jun		3,763.09	62,373.70	25,155.77	1,907.50	937.25
Jul	3,977.95	62,373.70	24,584.38	1,997.91	937.24	3,323.10	289.53	97,483.81		Jul		3,977.95	62,373.70	24,584.38	1,997.91	937.24
Aug	3,712.29	62,373.70	24,391.40	2,412.87	937.24	3,159.00	246.53	97,233.03		Aug		3,712.29	62,373.70	24,391.40	2,412.87	937.24
Sep	3,844.51	68,051.30	26,052.80	2,251.19	987.25	3,354.65	246.53	104,788.23		Sep		3,844.51	68,051.30	26,052.80	2,251.19	987.25
Oct	2,862.01	68,397.08	25,247.36	1,838.43	894.64	3,158.46	288.58	102,686.56		Oct		2,862.01	68,397.08	25,247.36	1,838.43	894.64
Grand Total	35,087.76	752,927.48	296,660.09	19,649.05	9,605.45	33,180.25	2,707.10	1,149,817.18		Grand Total		35,087.76	752,927.48	296,660.09	19,649.05	9,605.45
										10 Months of 401k Match		\$34,018		\$19,146	\$9,605	
										Adjusted for 2 months of no match		\$6,804		\$3,829	\$1,921	
										Back out December Accrual		-\$1,070		-\$503	\$0	
										Total Adjustment		\$5,734		\$3,326	\$1,921	

Total of Entries: 128,940.92 0.00 *cost: P = Posted, U = Unposted, S = Staged, C
 Num of Entries Shown: 53 53 *records limit: 10000

Full Account	Date	Amount USD	Amount CAD	Nat Currency	Journal Control Num
59400-2183-000-00	11/11/2020	828.16	0.00	USD	JRNLWA00418431
Row Labels	Sum of Amount USD	Sum of Amount USD	Regulated	Non-Regulated	Shared
59341-2183-000-00	16,500.00	16,500.00	15,250.00	1,250.00	-
Auto Ni claim 55561672665520	9,000.00	9,000.00	9,000.00		
Auto Ni claim 55561672892175	-	-	-		
Auto Ni claim 55561672899457	1,250.00	1,250.00	1,250.00		
Auto Ni claim 55561673032106	1,250.00	1,250.00		1,250.00	
Auto Ni claim 55561675556364	1,250.00	1,250.00	1,250.00		
Auto Ni claim 55561675561798	3,750.00	3,750.00	3,750.00		
59342-2183-000-00	8,486.41	8,486.41	9,730.91	(1,244.50)	-
Auto Ni claim 55561672665520	6,624.62	6,624.62	6,624.62		
Auto Ni claim 55561672899457	1,472.79	1,472.79	1,472.79		
Auto Ni claim 55564959008582	922.40	922.40	922.40		
Auto Ni claim 55561673032106	(1,244.50)	(1,244.50)		(1,244.50)	
Auto Ni claim 55561671665938	711.10	711.10	711.10		
59343-2183-000-00	19,140.78	19,140.78	12,220.10	4,120.68	2,800.00
WC Ni claim 60361662977744	6,256.00	6,256.00	6,256.00		
WC Ni claim 60361663053710	2,750.00	2,750.00	2,750.00		
WC Ni claim 60361663320955	2,800.00	2,800.00			2,800.00
WC Ni claim 60361663696825	214.10	214.10	214.10		
WC Ni claim 1E01E010357973	4,120.68	4,120.68		4,120.68	
WC Ni claim 1E01E010969518	3,000.00	3,000.00	3,000.00		
59344-2183-000-00	58,172.31	58,172.31	58,172.31	-	-
WC Ni claim 69677804079999	48,510.00	48,510.00	48,510.00		
WC Ni claim 60361662977744	2,862.31	2,862.31	2,862.31		
WC Ni claim 60361663084752	6,800.00	6,800.00	6,800.00		
59400-2183-000-00	6,984.10	6,984.10	6,984.10	-	-
SOUTHGATE FENCING INC	4,826.05	4,826.05			
VUS000035447- PO 04203: SOUTHGATE FENCIN	(828.16)	(828.16)			
VUS000035447- PO 04213: SOUTHGATE FENCIN	(3,997.89)	(3,997.89)			
PCARD: PO 00014: SUN SET AIR INC. PCard:	-	-			
IN WELCOMIE RAMP SYSTEMS- JOSE CAMACHO	3,500.80	3,500.80	3,500.80		
PO 03222- TREW AUTO BODY-OLYMPIA-ROB TY	3,483.30	3,483.30	3,483.30		
59401-2183-000-00	19,657.32	19,657.32	5,999.50	13,657.82	-
PCARD: PO 00625: Western Truck Centers:	-	-			
Move to 59401	5,878.46	5,878.46		5,878.46	
SUPER BEE ALIGNMENT INC-ROB TYNDALL	7,779.36	7,779.36		7,779.36	
OLYMPIA COLLISION REPAIR-ROB TYNDALL	5,999.50	5,999.50	5,999.50		
Grand Total	128,940.92	128,940.92	108,356.92	17,784.00	2,800.00

Journal Entry Query Tool
v.4.6

Total of Entries: 158,670.76 0.00
Num of Entries Shown: 237 237

Full Account	Date	Amount USD	Amount CAD
--------------	------	------------	------------

Row Labels	Sum of Amount USD	Sum of Amount USD	
50020-2183-000-19	38,198.30	38,198.30	50020
30% B1:2021-07-ER Wages	0.00	0.00	
40% B1:2021-20-ER Wages	0.00	0.00	
50% B1:2021-22-ER Wages	937.12	937.12	
60% B1:2021-11-ER Wages	0.00	0.00	
B1:2020-24-ER Wages	3,698.16	3,698.16	
B1:2020-25-ER Wages	1,368.96	1,368.96	
B1:2020-26-ER Wages	2,771.36	2,771.36	
B1:2021-01-ER Wages	1,967.66	1,967.66	
B1:2021-02-ER Wages	2,717.28	2,717.28	
B1:2021-03-ER Wages	2,917.28	2,917.28	
B1:2021-04-ER Wages	1,516.16	1,516.16	
B1:2021-05-ER Wages	2,354.40	2,354.40	
B1:2021-06-ER Wages	2,114.72	2,114.72	
B1:2021-07-ER Wages	1,809.28	1,809.28	
B1:2021-08-ER Wages	984.00	984.00	
B1:2021-1-ER Wages	-	-	
B1:2021-10-ER Wages	1,130.40	1,130.40	
B1:2021-11-ER Wages	5,328.40	5,328.40	
B1:2021-12-ER Wages	1,610.32	1,610.32	
B1:2021-14-ER Wages	704.00	704.00	
B1:2021-19-ER Wages	915.84	915.84	
B1:2021-20-ER Wages	1,380.72	1,380.72	
B1:2021-22-ER Wages	1,874.24	1,874.24	
50036-2183-000-19	5,600.00	5,600.00	50036
B1: ThankYou Bonus	5,600.00	5,600.00	
50036-2183-100-19	1,600.00	1,600.00	50036
B1: ThankYou Bonus	1,600.00	1,600.00	
50036-2183-101-19	2,400.00	2,400.00	50036
B1: ThankYou Bonus	2,400.00	2,400.00	
50036-2183-200-19	20,000.00	20,000.00	50036
B1: ThankYou Bonus	20,000.00	20,000.00	
50036-2183-202-19	6,000.00	6,000.00	50036
B1: ThankYou Bonus	6,000.00	6,000.00	
50036-2183-206-19	800.00	800.00	50036
B1: ThankYou Bonus	800.00	800.00	
50036-2183-210-19	14,000.00	14,000.00	50036
B1: ThankYou Bonus	14,000.00	14,000.00	
50036-2183-300-19	2,400.00	2,400.00	50036
B1: ThankYou Bonus	2,400.00	2,400.00	
50036-2183-320-19	1,600.00	1,600.00	50036
B1: ThankYou Bonus	1,600.00	1,600.00	
50050-2183-000-19	4,319.82	4,319.82	50050
B1:FUI, ThankYou	4.80	4.80	
B1:Medicare ThankYou	788.80	788.80	
B1:OASDI, ThankYou	3,372.80	3,372.80	
B1:SUI, ThankYou	73.85	73.85	
B1:Washington Paid Family & Medical Leav	79.57	79.57	
50086-2183-000-19	4,563.51	4,563.51	50086
AKZN MKTP US 1E25A00P3-LYNSIE BRESSLER	131.24	131.24	
CLASSIC INDUSTRIAL SUPPLIES INC	664.49	664.49	
NOR NORTHERN TOOL-ROB TYNDALL	3,054.44	3,054.44	
PCARD, PO 04292, Creative Office, PCard,	627.75	627.75	
PO 02846 - THE CREATIVE OFFICE-JEFF HARW	273.49	273.49	
PO 02905 - THE CREATIVE OFFICE-JEFF HARW	656.40	656.40	
SO DEALERSHIP FOR-ROB TYNDALL	207.75	207.75	
THE CREATIVE OFFICE-ARIN ROBERTSON	109.95	109.95	
VUS000011113, PO 00735, CLASSIC INDUSTRI	(326.50)	(326.50)	
50200-2183-000-19	15,250.00	15,250.00	50200
40% B1:2021-22-ER Wages	1,662.75	1,662.75	
B1:2020-25-ER Wages	1,072.00	1,072.00	
B1:2021-01-ER Wages	731.25	731.25	
B1:2021-02-ER Wages	1,000.00	1,000.00	
B1:2021-04-ER Wages	528.00	528.00	
B1:2021-1-ER Wages	-	-	
B1:2021-15-ER Wages	4,076.00	4,076.00	
B1:2021-16-ER Wages	244.00	244.00	
B1:2021-17-ER Wages	958.50	958.50	
B1:2021-18-ER Wages	1,652.00	1,652.00	
B1:2021-22-ER Wages	3,325.50	3,325.50	
52036-2183-000-19	10,000.00	10,000.00	52036
B1: ThankYou Bonus	10,000.00	10,000.00	
52050-2183-000-19	809.92	809.92	52050
B1:FUI, ThankYou	4.80	4.80	
B1:Medicare ThankYou	145.00	145.00	
B1:OASDI, ThankYou	620.00	620.00	
B1:SUI, ThankYou	25.48	25.48	
B1:Washington Paid Family & Medical Leav	14.64	14.64	
52086-2183-000-19	239.81	239.81	52086
BARGREEN ELLINGSON #1-ROB TYNDALL	8.87	8.87	
BARGREEN ELLINGSON #16-ROB TYNDALL	86.96	86.96	
GRAINGER-ROB TYNDALL	73.03	73.03	
HOMEDEPOT.COM-ROB TYNDALL	70.95	70.95	
57125-2183-000-19	185.99	185.99	57125
PO 02781 - WALMART.COM AY-ROB TYNDALL	85.36	85.36	
PO 03081 - WALMART.COM AU-ROB TYNDALL	100.63	100.63	
57147-2183-000-19	106.95	106.95	57147
PO 03591 - INTERSTATE PLASTICS-ROB TYNDA	106.95	106.95	
70020-2183-000-19	4,750.00	4,750.00	70020
40% B1:2021-20-ER Wages	640.00	640.00	
B1:2020-23-ER Wages	512.00	512.00	
B1:2021-02-ER Wages	384.00	384.00	
B1:2021-03-ER Wages	256.00	256.00	
B1:2021-06-ER Wages	152.00	152.00	
B1:2021-17-ER Wages	2,806.00	2,806.00	
70036-2183-000-19	12,800.00	12,800.00	70036
B1: ThankYou Bonus	12,800.00	12,800.00	
70036-2183-700-19	800.00	800.00	70036
B1: ThankYou Bonus	800.00	800.00	
70050-2183-000-19	1,129.34	1,129.34	70050
B1:FUI, ThankYou	2.40	2.40	
B1:Medicare, ThankYou	197.20	197.20	
B1:OASDI, ThankYou	843.20	843.20	
B1:SUI, ThankYou	66.64	66.64	
B1:Washington Paid Family & Medical Leav	19.90	19.90	
70165-2183-000-19	10,700.00	10,700.00	70165
20% B1:2021-18.Expense Reimbursement	-	-	
30% B1:2021-7.Expense Reimbursement	-	-	
40% B1:2021-20.Expense Reimbursement	-	-	
50% B1:2021-09.Expense Reimbursement	-	-	
50% B1:2021-22.Expense Reimbursement	175.00	175.00	
60% B1:2021-11.Expense Reimbursement	-	-	
80% B1:2021-13.Expense Reimbursement	400.00	400.00	
B1:2020-23.Expense Reimbursement	425.00	425.00	
B1:2020-24.Expense Reimbursement	425.00	425.00	
B1:2020-25.Expense Reimbursement	425.00	425.00	
B1:2020-26.Expense Reimbursement	425.00	425.00	
B1:2021-01.Expense Reimbursement	425.00	425.00	
B1:2021-02.Expense Reimbursement	425.00	425.00	
B1:2021-03.Expense Reimbursement	525.00	525.00	

Journal Entry Query Tool
v.4.6

Total of Entries: 158,670.76 0.00
 Num of Entries Shown: 237 237

Full Account	Date	Amount USD	Amount CAD
B1:2021-04.Expense Reimbursement		475.00	475.00
B1:2021-05.Expense Reimbursement		475.00	475.00
B1:2021-06.Expense Reimbursement		450.00	450.00
B1:2021-07.Expense Reimbursement		450.00	450.00
B1:2021-08.Expense Reimbursement		450.00	450.00
B1:2021-09.Expense Reimbursement		425.00	425.00
B1:2021-10.Expense Reimbursement		400.00	400.00
B1:2021-11.Expense Reimbursement		425.00	425.00
B1:2021-12.Expense Reimbursement		425.00	425.00
B1:2021-13.Expense Reimbursement		325.00	325.00
B1:2021-14.Expense Reimbursement		350.00	350.00
B1:2021-15.Expense Reimbursement		325.00	325.00
B1:2021-16.Expense Reimbursement		350.00	350.00
B1:2021-17.Expense Reimbursement		375.00	375.00
B1:2021-18.Expense Reimbursement		375.00	375.00
B1:2021-19.Expense Reimbursement		350.00	350.00
B1:2021-20.Expense Reimbursement		350.00	350.00
B1:2021-21.Expense Reimbursement		350.00	350.00
B1:2021-22.Expense Reimbursement		350.00	350.00
70210-2183-900-19		417.12	417.12
THE CREATIVE OFFICE--JEFF HARWOOD		188.15	188.15
UNIFIRST CORPORATION		228.97	228.97
Grand Total		158,670.76	158,670.76

70210

50020	38,198.30
50036	54,400.00
50050	4,319.82
50086	4,563.51
52020	15,250.00
52036	10,000.00
52050	809.92
52086	239.81
57125	185.99
57147	106.95
70020	4,750.00
70036	13,600.00
70050	1,129.34
70165	10,700.00
70210	417.12

Journal Entry Query Tool
v4.6

Total of Entries: 669,805.04 0.00
 Num of Entries Shown: 117 117

Full Account	Date	Amount USD	Amount CAD
Row Labels		Sum of Amount USD	Pasted Values
2021-01 WRO B&O Tax Accrual		-	-
2021-02 WRO B&O Tax Accrual		-	-
2021-03 WRO B&O Tax Accrual		-	-
2021-04 WRO B&O Tax Accrual		-	-
2021-05 WRO B&O Tax Accrual		-	-
2021-06 WRO B&O Tax Accrual		-	-
2021-07 WRO B&O Tax Accrual		-	-
2021-08 WRO B&O Tax Accrual		-	-
2021-09 WRO B&O Tax Accrual		-	-
2021-10 WRO B&O Tax Accrual		570.74	570.74 B&O
CITY OF LACEY WA		(5,484.46)	(5,484.46) City
City of Olympia B&O		95.31	95.31 City
CITY OF RAINIER WA		16.37	16.37 City
CITY OF TUMWATER		41.13	41.13 City
CITY OF TUMWATER Q4-20 OP B&OTAX CHK1670		(6.76)	(6.76) City
City of Yelm B&O Tax		3,775.29	3,775.29 City
OLYMPIA CITY OF		8.43	8.43 City
State B&O Tax Accrual		661,335.15	661,335.15 B&O
True Up		0.04	0.04 B&O
WASHINGTON DEPARTMENT OF REVENUE		1,241.30	1,241.30 Excise
WRO B&O Tax Accrual 10/20		(449.12)	(449.12) B&O
WRO B&O Tax Accrual 11/20		-	- B&O
WRO B&O Tax Accrual 12/20		-	- B&O
WRO B&O Tax Reclass		6,660.46	6,660.46 B&O
YELM CITY OF		1.12	1.12 City
Yelm Recycle Payback		2,000.04	2,000.04 City
Grand Total		669,805.04	669,805.04
City		446.47	
B&O		668,117.27	
Excise		1,241.30	
		669,805.04	

NOTE: Ctrl+Shift+J to pull data

Date Range:		Total:	
From:	2020-11	17,072.66	0.00
To:	2021-10	39	39

total: P = Posted, U = Unposted, S = Staged, C:0 = IC Unposted, -1 = Hanging out there, records limit: 10000

Other Criteria		Vendor Code:
Districts:	2183	Amount From:
Accts:	70195	Amount To:
System:		Postina: All
Subsystem:		

Full Account	Date	Amount USD	Amount CAD	Net Currency	Journal Control Num	Posted*	Journal Description	User	R/Type	Vendor Code	One Time Vendor	Further Description	Date Doc	Doc Desc	Doc Ctl Num
70195-2183-000-00	11/24/2020	841.73	0.00	USD	JRNLWA00418596	P	From Voucher Posting.	JudyA	O/E IC	VUS000014985		WASHINGTON REFUSE & RECYCLING ASSC	11/1/20	Nov WRRRA Regular Dues	15629
70195-2183-000-00	11/30/2020	250.00	0.00	USD	JRNLWA00418762	P	Pcard Activity - Nov	Helenak	O/E IC			POLICYENGAGE/TRACKBILL-LYNSIE BRESSLER			
70195-2183-000-00	11/30/2020	639.50	0.00	USD	JRNLWA00418762	P	Pcard Activity - Nov	Helenak	O/E IC			THE OLYMPIAN CIRCULATI-JEFF HARWOOD			
70195-2183-000-00	12/1/2020	841.73	0.00	USD	JRNLWA00420052	P	From Voucher Posting.	JudyA	O/E IC	VUS000014985		WASHINGTON REFUSE & RECYCLING ASSC	12/1/20	WRRRA REGULAR DUES DEC 2020	15660
70195-2183-000-00	12/31/2020	250.00	0.00	USD	JRNLWA00420506	P	Pcard Activity - Dec	HeatherH	O/E IC			POLICYENGAGE/TRACKBILL-LYNSIE BRESSLER			
70195-2183-000-00	11/8/2021	885.96	0.00	USD	JRNLWA0041927	P	From Voucher Posting.	JudyA	O/E IC	VUS000014985		WASHINGTON REFUSE & RECYCLING ASSC	1/1/21	WRRRA Regular Dues Jan 2021	15884
70195-2183-000-00	1/31/2021	250.00	0.00	USD	JRNLWA00422273	P	Pcard Activity - Jan	ahuyvh	O/E IC			POLICYENGAGE/TRACKBILL-LYNSIE BRESSLER			
70195-2183-000-00	2/12/2021	885.96	0.00	USD	JRNLWA00423527	P	From Voucher Posting.	JudyA	O/E IC	VUS000014985		WASHINGTON REFUSE & RECYCLING ASSC	2/1/21	WRRRA Reg Dues	15987
70195-2183-000-00	2/28/2021	250.00	0.00	USD	JRNLWA00424283	P	2021-02 Pcard Activity	HeatherH	O/E IC			POLICYENGAGE/TRACKBILL-LYNSIE BRESSLER			
70195-2183-000-00	2/28/2021	1,045.00	0.00	USD	JRNLWA00424816	P	2021-02 S LeMay PO Log Accrual	ahuyvh	O/E IC			PCARD: PO 00803: Thurston County Chamber			
70195-2183-000-00	3/25/2021	885.96	0.00	USD	JRNLWA00425281	P	From Voucher Posting.	asnell	O/E IC	VUS000014985		WASHINGTON REFUSE & RECYCLING ASSC	3/1/21	March WRRRA Regular Dues	16024
70195-2183-000-00	3/31/2021	(1,045.00)	0.00	USD	JRNLWA00424848	P	2021-02 S LeMay PO Log Accrual	ahuyvh	O/E IC			PCARD: PO 00803: Thurston County Chamber			
70195-2183-000-00	3/31/2021	200.00	0.00	USD	JRNLWA00425504	P	2021-03 Pcard Activity	ahuyvh	O/E IC			ASSOC OF WA BUSINESS 01-MARLENE LEADES			
70195-2183-000-00	3/31/2021	250.00	0.00	USD	JRNLWA00425504	P	2021-03 Pcard Activity	ahuyvh	O/E IC			POLICYENGAGE/TRACKBILL-LYNSIE BRESSLER			
70195-2183-000-00	3/31/2021	1,045.00	0.00	USD	JRNLWA00425504	P	2021-03 Pcard Activity	ahuyvh	O/E IC			THURSTON C. THURSTON C-JEFF HARWOOD			
70195-2183-000-00	3/31/2021	715.00	0.00	USD	JRNLWA00426379	P	2021-03 S LeMay PO Log Accrual	Helenak	O/E IC			PCARD: PO 01073: Lacey South Sound Cambie			
70195-2183-000-00	4/23/2021	885.96	0.00	USD	JRNLWA00426925	P	From Voucher Posting.	JudyA	O/E IC	VUS000014985		WASHINGTON REFUSE & RECYCLING ASSC	4/1/21	WRRRA April Regular Dues	16052
70195-2183-000-00	4/30/2021	(715.00)	0.00	USD	JRNLWA00426457	P	2021-03 S LeMay PO Log Accrual	ahuyvh	O/E IC			PCARD: PO 01073: Lacey South Sound Cambie			
70195-2183-000-00	4/30/2021	250.00	0.00	USD	JRNLWA00427199	P	2021-04 Pcard Activity	Helenak	O/E IC			POLICYENGAGE/TRACKBILL-LYNSIE BRESSLER			
70195-2183-000-00	4/30/2021	715.00	0.00	USD	JRNLWA00427199	P	2021-04 Pcard Activity	Helenak	O/E IC			IN LACEY SOUTH SOUND CHA-JEFF HARWOOD			
70195-2183-000-00	5/24/2021	885.96	0.00	USD	JRNLWA00428519	P	From Voucher Posting.	asnell	O/E IC	VUS000014985		WASHINGTON REFUSE & RECYCLING ASSC	5/1/21	WRRRA May Regular Dues	16080
70195-2183-000-00	5/31/2021	250.00	0.00	USD	JRNLWA00428740	P	2021-05 Pcard Activity	HeatherH	O/E IC			POLICYENGAGE/TRACKBILL-LYNSIE BRESSLER			
70195-2183-000-00	6/30/2021	250.00	0.00	USD	JRNLWA00430349	P	2021-06 Pcard Activity	HeatherH	O/E IC			POLICYENGAGE/TRACKBILL-LYNSIE BRESSLER			
70195-2183-000-00	7/20/2021	885.96	0.00	USD	JRNLWA00431652	P	From Voucher Posting.	JudyA	O/E IC	VUS000014985		WASHINGTON REFUSE & RECYCLING ASSC	7/1/21	WRRRA July 2021 Regular Dues	16162
70195-2183-000-00	7/31/2021	500.00	0.00	USD	JRNLWA00431845	P	From Voucher Posting.	JudyA	O/E IC	VUS000025525		THURSTON COUNTY ECONOMIC DEVELOPM	7/1/21	Annual Membership 07/01/2021-06/30/2022 INVLDP02021	
70195-2183-000-00	7/31/2021	250.00	0.00	USD	JRNLWA00431918	P	2021-07 Pcard Activity	HeatherH	O/E IC			POLICYENGAGE/TRACKBILL-LYNSIE BRESSLER			
70195-2183-000-00	8/31/2021	250.00	0.00	USD	JRNLWA00433477	P	2021-08 Pcard Activity	LaurenTI	O/E IC			PO 03338 - POLICYENGAGE/TRACKBILL-LYNSIE			
70195-2183-000-00	8/31/2021	250.00	0.00	USD	JRNLWA00433478	P	August pcard actuals	LaurenTI	O/E IC			PO 07718 - FMCSA DBA CLEARINGHOUSE-MICHE			
70195-2183-000-00	8/31/2021	885.96	0.00	USD	JRNLWA00434537	P	2021-08 PO Log Accrual - Distr	pabbott	O/E IC			WRRRA Regular Dues			
70195-2183-000-00	8/31/2021	885.96	0.00	USD	JRNLWA00434537	P	2021-08 PO Log Accrual - Distr	pabbott	O/E IC			June 2021 WRRRA Regular Dues - Invoice De			
70195-2183-000-00	9/15/2021	885.96	0.00	USD	JRNLWA00434789	P	From Voucher Posting.	asnell	O/E IC	VUS000014985		WASHINGTON REFUSE & RECYCLING ASSC	8/1/21	WRRRA Regular Dues	16217
70195-2183-000-00	9/15/2021	885.96	0.00	USD	JRNLWA00434789	P	From Voucher Posting.	asnell	O/E IC	VUS000014985		WASHINGTON REFUSE & RECYCLING ASSC	6/1/21	June 2021 WRRRA Regular Dues - Invoice C	16121
70195-2183-000-00	9/15/2021	(885.96)	0.00	USD	JRNLWA00434592	P	2021-08 PO Log Accrual - Distr	asnell	O/E IC			WRRRA Regular Dues			
70195-2183-000-00	9/30/2021	(885.96)	0.00	USD	JRNLWA00434592	P	2021-08 PO Log Accrual - Distr	Helenak	O/E IC			WASHINGTON REFUSE & RECYCLING ASSC	9/1/21	WRRRA Reg Dues 09/2021	16247
70195-2183-000-00	9/30/2021	250.00	0.00	USD	JRNLWA00435093	P	2021-09 Pcard Activity	HeatherH	O/E IC			June 2021 WRRRA Regular Dues - Invoice De			
70195-2183-000-00	9/30/2021	885.96	0.00	USD	JRNLWA00435093	P	2021-09 Pcard Activity	HeatherH	O/E IC			PO 04072 - POLICYENGAGE/TRACKBILL-LYNSIE			
70195-2183-000-00	10/5/2021	885.96	0.00	USD	JRNLWA00435171	P	From Voucher Posting.	JudyA	O/E IC	VUS000014985		WASHINGTON REFUSE & RECYCLING ASSC	10/1/21	WRRRA Regular Dues 10/2021	16277
70195-2183-000-00	10/31/2021	250.00	0.00	USD	JRNLWA00437059	P	2021-10 Pcard Activity	HeatherH	O/E IC			PO 04473 - POLICYENGAGE/TRACKBILL-LYNSIE			
70195-2183-000-00	10/31/2021	180.00	0.00	USD	JRNLWA00437069	P	2021-10 Pcard Activity	HeatherH	O/E IC			PO 04029 - COSTCO MEMBERSHIP FEE-JEFF HA			

End of List

Journal Entry Query Tool

v4.6

Total of Entries: 17,072.66 0.00 Total: P = Post
 Num of Entries Shown: 39 39 records limit:

Full Account	Date	Amount USD	Amount CAD	Net Currency
Row Labels	Sum of Amount USD	Pastied Values		
ASSOC OF WA BUSINESS 01-MARLENE EADES	200.00	200.00	x	
IN LACEY SOUTH SOUND CHA-JEFF HARWOOD	715.00	715.00	x	
June 2021 WRRRA Regular Dues - Invoice De	-	-		
PCARD: PO 00803: Thurston County Chamber	-	-		
PCARD: PO 01073: Lacey South Sound Cambe	-	-		
PO 03338 - POLICYENGAGE/TRACKBILL-LYNSIE	250.00	250.00	x	
PO 04029 - COSTCO MEMBERSHIP FEE-JEFF HA	180.00	180.00		
PO 04072 - POLICYENGAGE/TRACKBILL-LYNSIE	250.00	250.00	x	
PO 04473 - POLICYENGAGE/TRACKBILL-LYNSIE	250.00	250.00	x	
PO 07718 - FMCSA D&A CLEARINGHOUSE-MICHE	250.00	250.00		
POLICYENGAGE/TRACKBILL-LYNSIE BRESSLER	2,250.00	2,250.00	x	
THE OLYMPIAN-CIRCULATI-JEFF HARWOOD	639.60	639.60		
THURSTON C THURSTON C-JEFF HARWOOD	1,045.00	1,045.00		
THURSTON COUNTY ECONOMIC DEVELOPMENT	500.00	500.00		
WASHINGTON REFUSE & RECYCLING ASSOC	10,543.06	10,543.06	Calc below	
WRRRA Regular Dues	-	-		
Grand Total	17,072.66	17,072.66		
		Unallowable	\$3,915	
		WRRRA Unallowable	\$1,226	
			\$5,141	
WRRRA		\$10,543		
Unallowable		\$1,226		

NOTE: Ctrl+Shift+J to pull data

Date Range:		Other Criteria	
From:	2020-11	Districts:	2183
To:	2021-10	Accts:	91010
		System:	
		Subsystem:	
		Vendor Code:	
		Amount From:	
		Amount To:	
		Posting:	All

Total of Entries: (5,694.19) 0.00 *psid: P = Posted, U = Unposted, S = Staged, C,0 = I/C Unposted, -1 = Hanging out there.
 Num of Entries Shown: 12 12 *records limit: 10000

Full Account	Date	Amount USD	Amount CAD	Nat Currency	Journal Control Num	Pstcd*	Journal Description	User	R/Type	Vendor Code	One Time Vendor	Further Description	Date Doc	Doc Desc	Doc Ctrl Num
91010-2183-000-00	1/31/2021	591.81	0.00	USD	JRNLWA00422088	P	2021-01 Disposal	LaurenTi	O/E IC	117226		Partial Dispose (20.00%) 117226		3 Yd FEL Container	
91010-2183-000-00	1/31/2021	(70.18)	0.00	USD	JRNLWA00422954	P	January Proceeds	HelenaK	O/E IC	FAS #61491		FAS Proceeds		6 Yard Commercial Containers	
91010-2183-000-00	1/31/2021	(238.61)	0.00	USD	JRNLWA00422954	P	January Proceeds	HelenaK	O/E IC	FAS #64656		FAS Proceeds		1.5 Yard Commercial Containers	
91010-2183-000-00	1/31/2021	(28.07)	0.00	USD	JRNLWA00422954	P	January Proceeds	HelenaK	O/E IC	FAS #64658		FAS Proceeds		5 Yard Commercial Containers	
91010-2183-000-00	1/31/2021	(28.07)	0.00	USD	JRNLWA00422954	P	January Proceeds	HelenaK	O/E IC	FAS #64730		FAS Proceeds		4 Yard Commercial Containers	
91010-2183-000-00	1/31/2021	(28.07)	0.00	USD	JRNLWA00422954	P	January Proceeds	HelenaK	O/E IC	FAS #117226		FAS Proceeds		3 Yd FEL Container	
91010-2183-000-00	1/31/2021	(126.32)	0.00	USD	JRNLWA00422954	P	January Proceeds	HelenaK	O/E IC	FAS #200572		FAS Proceeds		1 Yd Containers	
91010-2183-000-00	1/31/2021	(266.68)	0.00	USD	JRNLWA00422954	P	January Proceeds	HelenaK	O/E IC	FAS #223127		FAS Proceeds		2 Yard Commercial Containers	
91010-2183-000-00	9/30/2021	(2,000.00)	0.00	USD	JRNLWA00435679	P	September Proceeds	HeatherH	O/E IC	OREGON PARTS INC FAS#61119		FAS Proceeds		2007 Type H TSide ASL	
91010-2183-000-00	9/30/2021	(1,000.00)	0.00	USD	JRNLWA00435679	P	September Proceeds	HeatherH	O/E IC	OREGON PARTS INC FAS#114277		FAS Proceeds		1995 Type M Hook HL	
91010-2183-000-00	9/30/2021	(1,250.00)	0.00	USD	JRNLWA00435679	P	September Proceeds	HeatherH	O/E IC	OREGON PARTS INC FAS#61076		FAS Proceeds		2002 Type M Curb	
91010-2183-000-00	9/30/2021	(1,250.00)	0.00	USD	JRNLWA00435679	P	September Proceeds	HeatherH	O/E IC	OREGON PARTS INC AS#61078		FAS Proceeds		2002 Type M Curb	

End of List

	Allocator	Pacific	Yelm	Rainier	Comm Recycling
Trucks	(5,500.00) DH	(4,377.76)	(220.21)	(45.42)	(856.62)
Containers	(194.19) Cont Count	(112.20)	(12.15)	(1.95)	(67.89)
	(5,694.19)	(4,489.96)	(232.36)	(47.37)	(924.50)
LOB Allocation	MSW	Recycle	YW		
Trucks	(4,377.76)	(2,618.29)	(1,335.74)	(423.74)	
Containers	(112.20)	(45.38)	(50.19)	(16.63)	
	(4,489.96)	(2,663.66)	(1,385.93)	(440.37)	

NOTE: Ctrl+Shift+J to pull data

Date Range:

From: 2020-11
To: 2021-10

Other Criteria

Districts: 2183
Accts: 40101
System:
Subsystem:

Vendor Code:

Amount From:
Amount To:
Posting: All

Total of Entries: 13,004,509.00 0.00 *tsdt: P = Posted, U = Unposted, S = Staged, C:0 = I/C Unposted, -1 = Hanging out there.
Num of Entries Shown: 48 *records limit: 10000

Full Account	Date	Amount USD	Amount CAD	Nat Currency	Journal Control Num	Pstcd*	Journal Description	User	R/Type	Vendor Code	One Time Vendor	Further Description	Date Doc	Doc Desc	Doc Ctrf Num
40101-2183-000-01	11/17/2020	1,058,055.00	0.00	USD	JRNLLWA00418510	P	From Voucher Postina,	asnell	OJ/E IC	VUS000015249		THURSTON COUNTY SOLID WASTE UT	10/31/20	MONTHLY DUMP BILL	Disposal 1020
40101-2183-000-02	11/17/2020	52,238.00	0.00	USD	JRNLLWA00418510	P	From Voucher Posting,	asnell	OJ/E IC	VUS000015249		THURSTON COUNTY SOLID WASTE UT	10/31/20	MONTHLY DUMP BILL	Disposal 1020
40101-2183-000-01	11/30/2020	(1,106,433.00)	0.00	USD	JRNLLWA00418225	P	2020-10 S LeMay PO Loa Accruol	awatson	OJ/E IC	VUS000015249		VUS000015249: PO 00511: THURSTON COUNTY			
40101-2183-000-01	11/30/2020	1,016,049.00	0.00	USD	JRNLLWA00419774	P	2020-11 S LeMay PO Log Accruol	LaurenTl	OJ/E IC	VUS000015249		VUS000015249: PO 00511: THURSTON COUNTY			
40101-2183-000-01	12/11/2020	971,628.00	0.00	USD	JRNLLWA00420662	P	From Voucher Postina,	JudyA	OJ/E IC	VUS000015249		THURSTON COUNTY SOLID WASTE UT	11/30/20	MONTHLY DUMP BILL	Disposal 1120
40101-2183-000-02	12/11/2020	50,923.00	0.00	USD	JRNLLWA00420052	P	From Voucher Posting,	JudyA	OJ/E IC	VUS000015249		THURSTON COUNTY SOLID WASTE UT	11/30/20	MONTHLY DUMP BILL	Disposal 1120
40101-2183-000-01	12/31/2020	(1,016,049.00)	0.00	USD	JRNLLWA00419787	P	2020-11 S LeMay PO Loa Accruol	ahuyuh	OJ/E IC	VUS000015249		VUS000015249: PO 00511: THURSTON COUNTY			
40101-2183-000-01	12/31/2020	1,103,796.00	0.00	USD	JRNLLWA00421315	P	2020-12 S LeMay PO Log Accruol	LaurenTl	OJ/E IC	VUS000015249		VUS000015249: PO 00511: THURSTON COUNTY			
40101-2183-000-01	1/19/2021	1,070,996.00	0.00	USD	JRNLLWA00421972	P	From Voucher Postina,	JeffS	OJ/E IC	VUS000015249		THURSTON COUNTY SOLID WASTE UT	12/31/20	MONTHLY DUMP BILL	Disposal 1220
40101-2183-000-02	1/19/2021	41,921.00	0.00	USD	JRNLLWA00421972	P	From Voucher Posting,	JeffS	OJ/E IC	VUS000015249		THURSTON COUNTY SOLID WASTE UT	12/31/20	MONTHLY DUMP BILL	Disposal 1220
40101-2183-000-01	1/31/2021	(1,103,796.00)	0.00	USD	JRNLLWA00421336	P	2020-12 S LeMay PO Loa Accruol	ahuyuh	OJ/E IC	VUS000015249		VUS000015249: PO 00511: THURSTON COUNTY			
40101-2183-000-01	1/31/2021	1,011,354.00	0.00	USD	JRNLLWA00423018	P	2021-01 S LeMay PO Log Accruol	HelenaK	OJ/E IC	VUS000015249		VUS000015249: PO 05185: THURSTON COUNTY			
40101-2183-000-01	2/11/2021	991,580.00	0.00	USD	JRNLLWA00423508	P	From Voucher Postina,	asnell	OJ/E IC	VUS000015249		THURSTON COUNTY SOLID WASTE UT	1/31/21	MONTHLY DUMP BILL	Disposal 0121
40101-2183-000-02	2/11/2021	25,173.00	0.00	USD	JRNLLWA00423508	P	From Voucher Posting,	asnell	OJ/E IC	VUS000015249		THURSTON COUNTY SOLID WASTE UT	1/31/21	MONTHLY DUMP BILL	Disposal 0121
40101-2183-000-01	2/28/2021	(1,011,354.00)	0.00	USD	JRNLLWA00423073	P	2021-01 S LeMay PO Log Accruol	LaurenTl	OJ/E IC	VUS000015249		VUS000015249: PO 05185: THURSTON COUNTY			
40101-2183-000-01	2/28/2021	910,442.00	0.00	USD	JRNLLWA00424816	P	2021-02 S LeMay PO Log Accruol	ahuyuh	OJ/E IC	VUS000015249		VUS000015249: PO 05185: THURSTON COUNTY			
40101-2183-000-01	3/15/2021	892,536.00	0.00	USD	JRNLLWA00425135	P	From Voucher Postina,	asnell	OJ/E IC	VUS000015249		THURSTON COUNTY SOLID WASTE UT	2/28/21	MONTHLY DUMP BILL	Disposal 0221
40101-2183-000-02	3/15/2021	18,539.00	0.00	USD	JRNLLWA00425135	P	From Voucher Posting,	asnell	OJ/E IC	VUS000015249		THURSTON COUNTY SOLID WASTE UT	2/28/21	MONTHLY DUMP BILL	Disposal 0221
40101-2183-000-01	3/31/2021	(1,092,442.00)	0.00	USD	JRNLLWA00424848	P	2021-02 S LeMay PO Loa Accruol	ahuyuh	OJ/E IC	VUS000015249		VUS000015249: PO 05185: THURSTON COUNTY			
40101-2183-000-01	3/31/2021	1,102,716.00	0.00	USD	JRNLLWA00426879	P	2021-03 S LeMay PO Log Accruol	HelenaK	OJ/E IC	VUS000015249		VUS000015249: PO 05185: THURSTON COUNTY			
40101-2183-000-01	4/14/2021	1,065,554.00	0.00	USD	JRNLLWA00426803	P	From Voucher Postina,	asnell	OJ/E IC	VUS000015249		THURSTON COUNTY SOLID WASTE UT	3/31/21	MONTHLY DUMP BILL	Disposal 0321
40101-2183-000-02	4/14/2021	38,761.00	0.00	USD	JRNLLWA00426803	P	From Voucher Posting,	asnell	OJ/E IC	VUS000015249		THURSTON COUNTY SOLID WASTE UT	3/31/21	MONTHLY DUMP BILL	Disposal 0321
40101-2183-000-01	4/30/2021	(1,102,716.00)	0.00	USD	JRNLLWA00426457	P	2021-03 S LeMay PO Log Accruol	ahuyuh	OJ/E IC	VUS000015249		VUS000015249: PO 05185: THURSTON COUNTY			
40101-2183-000-01	4/30/2021	1,118,110.00	0.00	USD	JRNLLWA00428019	P	2021-04 S LeMay PO Loa Accruol	HelenaK	OJ/E IC	VUS000015249		VUS000015249: PO 05185: THURSTON COUNTY			
40101-2183-000-01	5/13/2021	1,064,573.00	0.00	USD	JRNLLWA00428392	P	From Voucher Postina,	asnell	OJ/E IC	VUS000015249		THURSTON COUNTY SOLID WASTE UT	4/30/21	MONTHLY DUMP BILL	Disposal 0421
40101-2183-000-02	5/13/2021	50,022.00	0.00	USD	JRNLLWA00428392	P	From Voucher Postina,	asnell	OJ/E IC	VUS000015249		THURSTON COUNTY SOLID WASTE UT	4/30/21	MONTHLY DUMP BILL	Disposal 0421
40101-2183-000-01	5/31/2021	(1,119,110.00)	0.00	USD	JRNLLWA00428106	P	2021-04 S LeMay PO Log Accruol	pabbott	OJ/E IC	VUS000015249		VUS000015249: PO 05185: THURSTON COUNTY			
40101-2183-000-01	5/31/2021	1,092,216.00	0.00	USD	JRNLLWA00429667	P	2021-05 S LeMay PO Loa Accruol	HelenaK	OJ/E IC	VUS000015249		VUS000015249: PO 05185: THURSTON COUNTY			
40101-2183-000-01	6/16/2021	1,026,361.00	0.00	USD	JRNLLWA00430023	P	From Voucher Posting,	asnell	OJ/E IC	VUS000015249		THURSTON COUNTY SOLID WASTE UT	5/31/21	MONTHLY DUMP BILL	Disposal 0521
40101-2183-000-02	6/16/2021	65,816.00	0.00	USD	JRNLLWA00430023	P	From Voucher Postina,	asnell	OJ/E IC	VUS000015249		THURSTON COUNTY SOLID WASTE UT	5/31/21	MONTHLY DUMP BILL	Disposal 0521
40101-2183-000-01	6/30/2021	(1,092,216.00)	0.00	USD	JRNLLWA00429691	P	2021-05 S LeMay PO Log Accruol	HelenaK	OJ/E IC	VUS000015249		VUS000015249: PO 05185: THURSTON COUNTY			
40101-2183-000-01	6/30/2021	1,170,435.00	0.00	USD	JRNLLWA00431104	P	2021-06 S LeMay PO Loa Accruol	HelenaK	OJ/E IC	VUS000015249		VUS000015249: PO 05185: THURSTON COUNTY			
40101-2183-000-01	7/15/2021	1,109,000.00	0.00	USD	JRNLLWA00431599	P	From Voucher Postina,	asnell	OJ/E IC	VUS000015249		THURSTON COUNTY SOLID WASTE UT	6/30/21	MONTHLY DUMP BILL	Disposal 0621
40101-2183-000-02	7/15/2021	61,435.00	0.00	USD	JRNLLWA00431599	P	From Voucher Postina,	asnell	OJ/E IC	VUS000015249		THURSTON COUNTY SOLID WASTE UT	6/30/21	MONTHLY DUMP BILL	Disposal 0621
40101-2183-000-01	7/31/2021	(1,170,435.00)	0.00	USD	JRNLLWA00431233	P	2021-06 S LeMay PO Log Accruol	LaurenTl	OJ/E IC	VUS000015249		VUS000015249: PO 05185: THURSTON COUNTY			
40101-2183-000-01	7/31/2021	1,171,051.00	0.00	USD	JRNLLWA00432777	P	2021-07 S LeMay PO Loa Accruol	HelenaK	OJ/E IC	VUS000015249		VUS000015249: PO 05185: THURSTON COUNTY			
40101-2183-000-01	8/16/2021	1,096,428.00	0.00	USD	JRNLLWA00433185	P	From Voucher Posting,	asnell	OJ/E IC	VUS000015249		THURSTON COUNTY SOLID WASTE UT	7/31/21	MONTHLY DUMP BILL	Disposal 0721
40101-2183-000-02	8/16/2021	55,367.00	0.00	USD	JRNLLWA00433185	P	From Voucher Postina,	asnell	OJ/E IC	VUS000015249		THURSTON COUNTY SOLID WASTE UT	7/31/21	MONTHLY DUMP BILL	Disposal 0721
40101-2183-000-01	8/31/2021	(1,171,051.00)	0.00	USD	JRNLLWA00432817	P	2021-07 S LeMay PO Log Accruol	pabbott	OJ/E IC	VUS000015249		VUS000015249: PO 05185: THURSTON COUNTY			
40101-2183-000-01	8/31/2021	1,116,185.00	0.00	USD	JRNLLWA00434411	P	2021-08 S LeMay PO Loa Accruol	HeatherH	OJ/E IC	VUS000015249		VUS000015249: PO 05185: THURSTON COUNTY			
40101-2183-000-01	9/14/2021	1,076,428.00	0.00	USD	JRNLLWA00434767	P	From Voucher Posting,	JeffS	OJ/E IC	VUS000015249		THURSTON COUNTY SOLID WASTE UT	8/31/21	MONTHLY DUMP BILL	Disposal 0821
40101-2183-000-02	9/14/2021	39,757.00	0.00	USD	JRNLLWA00434767	P	From Voucher Postina,	JeffS	OJ/E IC	VUS000015249		THURSTON COUNTY SOLID WASTE UT	8/31/21	MONTHLY DUMP BILL	Disposal 0821
40101-2183-000-01	9/30/2021	(1,116,185.00)	0.00	USD	JRNLLWA00434448	P	2021-08 S LeMay PO Loa Accruol	HeatherH	OJ/E IC	VUS000015249		VUS000015249: PO 05185: THURSTON COUNTY			
40101-2183-000-01	9/30/2021	1,123,482.00	0.00	USD	JRNLLWA00435829	P	2021-09 S LeMay PO Log Accruol	HelenaK	OJ/E IC	VUS000015249		VUS000015249: PO 05185: THURSTON COUNTY			
40101-2183-000-01	10/14/2021	1,084,556.00	0.00	USD	JRNLLWA00436446	P	From Voucher Postina,	JeffS	OJ/E IC	VUS000015249		THURSTON COUNTY SOLID WASTE UT	9/30/21	MONTHLY DUMP BILL	Disposal 0921
40101-2183-000-02	10/14/2021	38,926.00	0.00	USD	JRNLLWA00436446	P	From Voucher Postina,	JeffS	OJ/E IC	VUS000015249		THURSTON COUNTY SOLID WASTE UT	9/30/21	MONTHLY DUMP BILL	Disposal 0921
40101-2183-000-01	10/31/2021	(1,123,482.00)	0.00	USD	JRNLLWA00435937	P	2021-09 S LeMay PO Log Accruol	HelenaK	OJ/E IC	VUS000015249		VUS000015249: PO 05185: THURSTON COUNTY			
40101-2183-000-01	10/31/2021	1,054,369.00	0.00	USD	JRNLLWA00437691	P	2021-10 S LeMay PO Loa Accruol	HeatherH	OJ/E IC	VUS000015249		VUS000015249: PO 05185: THURSTON COUNTY			

End of List

Full Account 40101-2183-000-02

Sum of Amount USD Pasted Values
548,878.00 548,878.00

\$ 548,878.00 Total YW Disposal
\$ (34,849.19) Comm YW Disposal
\$ 514,028.81 Residential YW Disposal