




This is the main workbook for Republic Services' General Rate Case submission to the Washington Utilities & Transportation Commission

The subject company of this filing is : 4197 - Rabanco Ltd., DBA Lynnwood Disposal

This file will need to be submitted through the WUTC eFile web portal as its size before adding 'filing/division/test period specific' tabs is too large for email. This file is to be completed separately from the Payroll model in order to keep the pay data confidential. Once both models are complete, this model will be transferred to a protected folder with the Payroll model which will then be moved into this model right after the "PF Adj" tab.

Tab Color Legend

Auditor Narrative & Internal Instructions		
SQL Source Data		*Print Margin for All SQL Tabs are set to first 100 pages to avoid extremely large accidental print jobs
Reference Tables		
Cost of Service		
Oracle Essbase Data Extraction from Lawson		

Note to auditor: Detailed SQL data is available upon request. We summarize some of the SQL data reports within this model as the filesize of full reports with every transaction is often 15+ MB and discussions with WUTC staff has concluded that summarizing when possible is the best option.

Table of Contents	Tab #	
Non-Regulated Operations	1	
G Cert Financial	2	
RS Cap Structure	3	
Combined LG	4	
MSW	5	
RCY	6	
YW	7	
MF RCY	8	
Alloc Summary	9	
Proforma	10	
PR Restate	11	
PF Adj	12	
<i>PR Narrative</i>	13	
<i>Summary & PF</i>	14	
<i>PR vs. GL</i>	15	
<i>Summary Calc & Lookup</i>	16	
<i>Alloc Impact</i>	17	
<i>PA340</i>	18	
<i>PR Instructions</i>	19	
<i>Summary PR Data</i>	20	
<i>Lookup Data</i>	21	
<i>Union Wage & Pension</i>	22	
<i>H&W</i>	23	
<i>L&I</i>	24	
Rev Narrative & Instructions	25	
Revenue Lookup	26	
Other Revenue Lookup	27	
SQL Revenue Analysis	28	
Rev Ref Tables	29	
Price Out Summ	30	
Residential Price Out	31	
Resi Charge Codes	32	
Commercial (+MF) Price Out	33	
Comm Charge Codes	34	
IND (+MF) Price Out	35	
IR Revenue	36	
RO Revenue	37	
Route Hours Instructions	38	
Truck Hrs Sum	39	
RESI WUTC Hrs		Truck Hrs Route Detail Residential
<i>RES Rt Hr Summary</i>	40	
<i>RES Route Hrs Detail</i>	41	
<i>RES Allocation</i>	42	
COM WUTC Hrs		
<i>Comm Rt Hr Summary</i>	43	

<i>Comm Route Hrs Detail</i>	44
<i>Comm Allocation</i>	45
Ind WUTC Hrs	
<i>Ind Hr Summary</i>	46
<i>Ind Hrs Data</i>	47
<i>Ind Sum Confirm</i>	48
Route Analysis -All LOB	49
Truck Use Pivot	50
Contract Ref	51
Fuel Calc	52
Fuel Invoice Data Entry	53
Disposal Narrative	54
Disposal Summary (with IC)	55
Summary Disposal Data	56
Disposal Ref Tables	57
Ave Inv. Narrative	58
Ave Inv. Summary	59
AM260 Asset Listing	60
AM260 Data	61
Asset Type Tables	62
Container Count Narrative	63
Container Counts	64
Tons Master Report >	65
Container Ref Tables	66
Tons Master Report >	67
2016 Multifamily Yards	68
2017 Multifamily Yards	69
2016 Commercial Yards	70
2017 Commercial Yards	71
2016 Resi Counts	72
2017 Resi Counts	73
Resi Recycle Tons	74
Resi MSW Tons	75
Resi Yard Waste Tons	76
2016 Commercial-MF-Resi Tons	77
2017 Commercial-MF-Resi Tons	78
RSA Spend	78
Cost of Service	80
Meeks Data	81
Essbase Narrative	82
P&L - ITD3 (Acct Desc)	83
P&L - ITD3 (Acct #)	84
BS - BTD3	85
STATS - XOST (IND, COM, RES)	86
P&L - ITD2 Aff. Co. MRF	87
BS - BTD2 Aff. Co. MRF	88
G-12 FS	89

