

Line No.	(a)	(b)	(b) + (c)		(e)	(d) + (e)
			Historical	Revenue Change		
1	Operating Revenue	56,722,281	4,107,480	60,829,761	112,453	60,942,214
2	Operating Expenses	55,116,569		55,116,569	112,453	55,229,022
3	Operating Income	1,605,712		5,713,192		\$5,713,192
4						
5	Interest Expense	374,877		374,877		374,877
6	Income Tax Expense	213,616	907,430	1,121,046		1,121,046
7						
8	Net Income	1,017,218		4,217,268		4,217,268
9						
10	Operating Ratio	97.17%		90.61%		90.63%
11						
12	Revenue Requirement					
13		Historical Revenue	56,722,281		Revenue Increase before taxes	4,107,480
14		Rate Increase	4,219,933		Rev Sensitive Taxes	112,453
15		Revenue Requirement	60,942,214		Rate Increase	4,219,933
16			Percent Increase	7.44%		
17				37,867		
18	Capital Structure Financing Investment					
19	Type	Percent	Amount	Cost of Capital	Weighted	Amount
20	Equity	60.00%	13,572,683	31.07%	18.64%	4,217,268
21	Debt	40.00%	9,048,455	4.14%	1.66%	374,877
22	Total	100.00%	22,621,138		20.30%	4,592,146
23						
24			Before	After		
25	Operating Statistics		Income Tax	Income Tax		
26						
27	Return on Investment		25.26%	20.30%		
28	Return on Equity		39.33%	31.07%		
29	Operating Ratio		90.61%	90.63%		
30	Profit Margin		9.39%	9.39%		
31	Final turnover		2.69	2.69		
32	Tax Rate		21.00%	21.00%		
33						
34						
35	Revenue Sensitive Taxes Charges					
36			Rate	Taxes		
37	B & O Tax		1.750%	81,488		
38	WUTC Fee		0.510%	23,748		
39	City Tax		0.000%	-		
40	Bad Debts		0.155%	7,217		
41	Revenue Sensitive		2.415%	112,453		
42						
43	Conversion Factor		88.21%			

Line No.	(a)	(b)	(b) + (c)		(e)	(d) + (e)
			Historical	Revenue Change		
1	Operating Revenue	44,566,964	2,660,312	47,227,276	72,670	47,299,946
2	Operating Expenses	42,886,948		42,886,948	72,670	42,959,617
3	Operating Income	1,680,017		4,340,328		\$4,340,328
4						
5	Interest Expense	257,351		257,351		257,351
6	Income Tax Expense	246,909	610,516	857,425		857,425
7						
8	Net Income	1,175,757		3,225,552		3,225,552
9						
10	Operating Ratio	96.23%		90.81%		90.82%
11						
12	Revenue Requirement					
13		Historical Revenue	44,566,964	Revenue Increase before taxes		2,660,312
14		Rate Increase	2,732,981	Rev Sensitive Taxes		72,670
15		Revenue Requirement	47,299,946	Rate Increase		2,732,981
16			Percent Increase	6.13%		
17						
18	Capital Structure Financing Investment			Financing Cost		
19	Type	Percent	Amount	Cost of Capital	Weighted	Amount
20	Equity	60.00%	9,317,566	34.62%	20.77%	3,225,552
21	Debt	40.00%	6,211,711	4.14%	1.66%	257,351
22	Total	100.00%	15,529,277		22.43%	3,482,903
23						
24			Before	After		
25	Operating Statistics		Income Tax	Income Tax		
26						
27	Return on Investment		27.95%	22.43%		
28	Return on Equity		43.82%	34.62%		
29	Operating Ratio		90.81%	90.82%		
30	Profit Margin		9.19%	9.19%		
31	Final turnover		3.05	3.05		
32	Tax Rate		21.00%	21.00%		
33						
34						
35	Revenue Sensitive Taxes Charges					
36			Rate	Taxes		
37	B & O Tax		1.750%	52,659		
38	WUTC Fee		0.510%	15,346		
39	City Tax		0.000%	-		
40	Bad Debts		0.155%	4,664		
41	Revenue Sensitive		2.415%	72,670		
42						
43	Conversion Factor		88.41%			

Line No.	(a)	(b)	(b) + (c)		(e)	(d) + (e)
			Historical	Revenue Change		
1	Operating Revenue	8,278,635	1,147,157	9,425,792	31,587	9,457,379
2	Operating Expenses	8,491,573		8,491,573	31,587	8,523,160
3	Operating Income	(212,939)		934,219		\$934,219
4						
5	Interest Expense	83,631		83,631		83,631
6	Income Tax Expense	-	178,623	178,623		178,623
7						
8	Net Income	(296,570)		671,964		671,964
9						
10	Operating Ratio	102.57%		90.09%		90.12%
11						
12	Revenue Requirement					
13		Historical Revenue	8,278,635	Revenue Increase before taxes		1,147,157
14		Rate Increase	1,178,744	Rev Sensitive Taxes		31,587
15		Revenue Requirement	9,457,379	Rate Increase		1,178,744
16			Percent Increase	14.24%		
17						
18	Capital Structure Financing Investment			Financing Cost		
19	Type	Percent	Amount	Cost of Capital	Weighted	Amount
20	Equity	60.00%	3,027,920	22.19%	13.32%	671,964
21	Debt	40.00%	2,018,613	4.14%	1.66%	83,631
22	Total	100.00%	5,046,533		14.97%	755,595
23						
24			Before	After		
25	Operating Statistics		Income Tax	Income Tax		
26						
27	Return on Investment		18.51%	14.97%		
28	Return on Equity		28.09%	22.19%		
29	Operating Ratio		90.09%	90.12%		
30	Profit Margin		9.91%	9.91%		
31	Final turnover		1.87	1.87		
32	Tax Rate		21.00%	21.00%		
33						
34						
35	Revenue Sensitive Taxes Charges					
36			Rate	Taxes		
37	B & O Tax		1.750%	22,889		
38	WUTC Fee		0.510%	6,671		
39	City Tax		0.000%	-		
40	Bad Debts		0.155%	2,027		
41	Revenue Sensitive		2.415%	31,587		
42						
43	Conversion Factor		87.71%			

Line No.	(a)	(b)	(b) + (c)		(e)	(d) + (e)
			Historical	Revenue Change		
1	Operating Revenue	3,695,775	249,653	3,945,428	6,871	3,952,299
2	Operating Expenses	3,556,452		3,556,452	6,871	3,563,324
3	Operating Income	139,323		388,976		\$388,976
4						
5	Interest Expense	33,514		33,514		33,514
6	Income Tax Expense	18,364	56,283	74,647		74,647
7						
8	Net Income	87,446		280,815		280,815
9						
10	Operating Ratio	96.23%		90.14%		90.16%
11						
12	Revenue Requirement					
13		Historical Revenue	3,695,775	Revenue Increase before taxes		249,653
14		Rate Increase	256,524	Rev Sensitive Taxes		6,871
15		Revenue Requirement	3,952,299	Rate Increase		256,524
16			Percent Increase	6.94%		
17						
18	Capital Structure Financing Investment			Financing Cost		
19	Type	Percent	Amount	Cost of Capital	Weighted	Amount
20	Equity	60.00%	1,213,385	23.14%	13.89%	280,815
21	Debt	40.00%	808,923	4.14%	1.66%	33,514
22	Total	100.00%	2,022,309		15.54%	314,329
23						
24			Before	After		
25	Operating Statistics		Income Tax	Income Tax		
26						
27	Return on Investment		19.23%	15.54%		
28	Return on Equity		29.30%	23.14%		
29	Operating Ratio		90.14%	90.16%		
30	Profit Margin		9.86%	9.86%		
31	Final turnover		1.95	1.95		
32	Tax Rate		21.00%	21.00%		
33						
34						
35	Revenue Sensitive Taxes Charges					
36			Rate	Taxes		
37	B & O Tax		1.750%	4,979		
38	WUTC Fee		0.510%	1,451		
39	City Tax		0.000%	-		
40	Bad Debts		0.155%	441		
41	Revenue Sensitive		2.415%	6,871		
42						
43	Conversion Factor		87.74%			

Line No.	(a)	(b)	(b) + (c)		(e)	(d) + (e)
			Historical	Revenue Change		
1	Operating Revenue	180,906	13,460	194,366	357	194,724
2	Operating Expenses	181,595		181,595	357	181,952
3	Operating Income	(689)		12,771		\$12,771
4						
5	Interest Expense	446		446		446
6	Income Tax Expense	-	2,588	2,588		2,588
7						
8	Net Income	(1,135)		9,737		9,737
9						
10	Operating Ratio	100.38%		93.43%		93.44%
11						
12	Revenue Requirement					
13		Historical Revenue	180,906	Revenue Increase before taxes		13,460
14		Rate Increase	13,817	Rev Sensitive Taxes		357
15		Revenue Requirement	194,724	Rate Increase		13,817
16			Percent Increase	7.64%		
17						
18	Capital Structure Financing Investment			Financing Cost		
19	Type	Percent	Amount	Cost of Capital	Weighted	Amount
20	Equity	53.28%	12,264	79.40%	42.30%	9,737
21	Debt	46.72%	10,756	4.14%	1.94%	446
22	Total	100.00%	23,019		44.24%	10,183
23						
24			Before	After		
25	Operating Statistics		Income Tax	Income Tax		
26						
27	Return on Investment		55.48%	44.24%		
28	Return on Equity		100.50%	79.40%		
29	Operating Ratio		93.43%	93.44%		
30	Profit Margin		6.57%	6.57%		
31	Final turnover		8.46	8.46		
32	Tax Rate		21.00%	21.00%		
33						
34						
35	Revenue Sensitive Taxes Charges					
36			Rate	Taxes		
37	B & O Tax		1.750%	259		
38	WUTC Fee		0.510%	75		
39	City Tax		0.000%	-		
40	Bad Debts		0.155%	23		
41	Revenue Sensitive		2.415%	357		
42						
43	Conversion Factor		91.03%			

Murrey's Disposal Co., Inc. G-9
 American Disposal Co., Inc. G-87
 Proposed 3/1/2025 Rates

Increase %'s	
Garbage	6.19%
Resi./MF Recycling	14.99%
Yard Waste	7.17%



Item 50, Pg. 16				
Returned check	\$	21.80	\$	21.80

Item 51, Pg. 17				
Restart fee	\$	11.51	\$	0.71
			\$	12.22

Item 52, Pg. 17				
Redelivery Fees				
Garbage cart	\$	23.10	\$	1.43
Container	\$	43.71	\$	2.71
			\$	24.53
			\$	46.42

Item 60, Pg. 18				
Overtime				
Charge per hour	\$	78.25	\$	4.85
Minimum	\$	78.25	\$	4.85
			\$	83.10
			\$	83.10

Item 70, Pg. 19				
Return Trips				
Can	\$	9.22	\$	0.57
Drum	\$	17.34	\$	1.07
Bale	\$	17.34	\$	1.07
Litter receptacle	\$	17.34	\$	1.07
Drop box	\$	99.51	\$	6.16
Container	\$	17.23	\$	1.07
Recycling carts	\$	16.54	\$	2.48
Yard waste cart	\$	12.75	\$	0.91
Recycling container	\$	24.25	\$	3.64
			\$	9.79
			\$	18.41
			\$	18.41
			\$	18.41
			\$	105.67
			\$	18.30
			\$	19.02
			\$	13.66
			\$	27.89

Item 80, Pg. 21				
Drive-In				
Residential 125+ feet	\$	5.17	\$	0.32
Commercial 125+ feet	\$	1.19	\$	0.07
			\$	5.49
			\$	1.26
Recycling				
Driveway	\$	5.91	\$	0.89
Private road	\$	5.91	\$	0.89
			\$	6.80
			\$	6.80
Yard Waste				
Driveway	\$	4.99	\$	0.36
Private road	\$	4.99	\$	0.36
			\$	5.35
			\$	5.35
Primitive private road	\$	3.59	\$	0.22
			\$	3.81

Item 90, Pg. 22				
Special Services				
Residential				
Stairs (each step up or down)	\$	0.86	\$	0.05
Overheard obstruction	\$	0.86	\$	0.05
Sunken/elevated	\$	0.86	\$	0.05
			\$	0.91
			\$	0.91
			\$	0.91
Commercial				
Stairs (each step up or down)	\$	0.19	\$	0.01
Overheard obstruction	\$	0.19	\$	0.01
Sunken/elevated	\$	0.19	\$	0.01
			\$	0.20
			\$	0.20
			\$	0.20

Murrey's Disposal Co., Inc. G-9
 American Disposal Co., Inc. G-87
 Proposed 3/1/2025 Rates

Increase %'s	
Garbage	6.19%
Resi./MF Recycling	14.99%
Yard Waste	7.17%



Item 100, Pg. 23

Weekly Service With Recycling				
20 gallon cart	\$	17.31	\$	18.38
35 gallon cart	\$	22.16	\$	23.53
65 gallon cart	\$	32.48	\$	34.49
95 gallon cart	\$	45.30	\$	48.11
Weekly Service Without Recycling				
20 gallon cart	\$	18.31	\$	19.38
35 gallon cart	\$	23.16	\$	24.53
65 gallon cart	\$	34.48	\$	36.49
95 gallon cart	\$	48.30	\$	51.11
Monthly Service With Recycling				
20 gallon cart	\$	10.37	\$	11.01
35 gallon cart	\$	12.96	\$	13.76
65 gallon cart	\$	19.36	\$	20.56
95 gallon cart	\$	27.16	\$	28.84
Recycling				
With garbage	\$	9.45	\$	10.87
Recycling only	\$	14.18	\$	16.31
Yard Waste				
Yard Waste	\$	7.18	\$	7.69
Damaged or unreturned cart	\$	96.35	\$	110.79

Item 100, Pg. 24

Extras				
Extra mini can, can, or bag	\$	5.71	\$	6.12
Yard waste	\$	2.32	\$	2.49
On Call				
20 gallon cart	\$	11.56	\$	12.28
35 gallon cart/can	\$	14.40	\$	15.29
65 gallon cart	\$	21.53	\$	22.86
95 gallon cart	\$	30.12	\$	31.99

Murrey's Disposal Co., Inc. G-9
 American Disposal Co., Inc. G-87
 Proposed 3/1/2025 Rates

	Increase %'s
Garbage	6.19%
Resi./MF Recycling	14.99%
Yard Waste	7.17%



Item 105, Pg. 27

Weekly Service With Recycling

20 gallon cart	\$ 18.75	\$ 1.16	\$ 19.91
35 gallon cart	\$ 23.96	\$ 1.48	\$ 25.44
65 gallon cart	\$ 37.37	\$ 2.31	\$ 39.68
95 gallon cart	\$ 55.01	\$ 3.41	\$ 58.42

Weekly Service Without Recycling

20 gallon cart	\$ 19.50	\$ 1.16	\$ 20.66
35 gallon cart	\$ 24.96	\$ 1.48	\$ 26.44

Murrey's Disposal Co., Inc. G-9
 American Disposal Co., Inc. G-87
 Proposed 3/1/2025 Rates

Increase %'s	
Garbage	6.19%
Resi./MF Recycling	14.99%
Yard Waste	7.17%

Item 105, Pg. 28

65 gallon cart	\$	39.37	\$	2.31	\$	41.68
95 gallon cart	\$	58.01	\$	3.41	\$	61.42
Recycling						
With garbage	\$	9.45	\$	1.42	\$	10.87
Recycling only	\$	14.18	\$	2.13	\$	16.31
Yard Waste						
Yard Waste	\$	7.18	\$	0.51	\$	7.69
Damaged or unreturned cart	\$	87.16	\$	6.25	\$	75.91
Item 105, Pg. 28						
Extras						
Extra mini can, can, or bag	\$	5.02	\$	0.31	\$	5.33
Yard waste	\$	2.32	\$	0.17	\$	2.49
On Call						
20 gallon cart	\$	16.29	\$	1.01	\$	17.30
35 gallon cart/can	\$	20.33	\$	1.26	\$	21.59
65 gallon cart	\$	30.42	\$	1.88	\$	32.30
95 gallon cart	\$	42.59	\$	2.64	\$	45.23

Item 105, Pg. 29

Murrey's Disposal Co., Inc. G-9
 American Disposal Co., Inc. G-87
 Proposed 3/1/2025 Rates

Increase %'s	
Garbage	6.19%
Resi./MF Recycling	14.99%
Yard Waste	7.17%

Item 105, Pg. 30

Permanent Service						
First/Each Pickup						
1 yard	\$	30.79	\$	1.91	\$	32.70
1.5 yard	\$	43.32	\$	2.68	\$	46.00
2 yard	\$	54.82	\$	3.40	\$	58.22
4 yard	\$	104.45	\$	6.47	\$	110.92
6 yard	\$	147.05	\$	9.11	\$	156.16
Special Pickup						
1 yard	\$	33.02	\$	2.05	\$	35.07
1.5 yard	\$	45.56	\$	2.82	\$	48.38
2 yard	\$	57.06	\$	3.53	\$	60.59
4 yard	\$	106.67	\$	6.61	\$	113.28
6 yard	\$	149.29	\$	9.25	\$	158.54
Temporary Service						
Initial Delivery						
1 yard	\$	43.71	\$	2.71	\$	46.42
1.5 yard	\$	43.71	\$	2.71	\$	46.42
2 yard	\$	43.71	\$	2.71	\$	46.42
4 yard	\$	43.71	\$	2.71	\$	46.42
6 yard	\$	43.71	\$	2.71	\$	46.42
Pickup						
1 yard	\$	33.02	\$	2.05	\$	35.07
1.5 yard	\$	45.56	\$	2.82	\$	48.38
2 yard	\$	57.06	\$	3.53	\$	60.59
4 yard	\$	106.67	\$	6.61	\$	113.28
6 yard	\$	149.29	\$	9.25	\$	158.54
Lost Containers						
1 yard	\$	622.03	\$	38.53	\$	660.56
1.5 yard	\$	673.86	\$	41.74	\$	715.60
2 yard	\$	725.69	\$	44.95	\$	770.64
4 yard	\$	681.20	\$	42.19	\$	723.39
6 yard	\$	1,088.54	\$	67.42	\$	1,155.96
Recycling						
With garbage	\$	5.83	\$	0.87	\$	6.70
No recycling surcharge	\$	0.75	\$		\$	0.75
Lid, lock, unlock, unlatch	\$	1.12	\$	0.07	\$	1.19

Item 105, Pg. 32

Initial Delivery						
90 gallon cart	\$	45.39	\$	2.81	\$	48.20
2 yard	\$	45.39	\$	2.81	\$	48.20
4 yard	\$	45.39	\$	2.81	\$	48.20
6 yard	\$	45.39	\$	2.81	\$	48.20
Rent						
90 gallon cart	\$	4.53	\$	0.28	\$	4.81
2 yard	\$	11.67	\$	0.72	\$	12.39
4 yard	\$	14.70	\$	0.91	\$	15.61
6 yard	\$	17.53	\$	1.09	\$	18.62
Pickup						
90 gallon cart	\$	6.03	\$	0.37	\$	6.40
2 yard	\$	12.47	\$	0.77	\$	13.24
4 yard	\$	26.68	\$	1.65	\$	28.33
6 yard	\$	38.91	\$	2.41	\$	41.32
Special Pickup						
90 gallon cart	\$	9.07	\$	0.56	\$	9.63
2 yard	\$	15.32	\$	0.95	\$	16.27
4 yard	\$	29.51	\$	1.83	\$	31.34
6 yard	\$	40.98	\$	2.54	\$	43.52
No/inadequate recycling surcharge	\$	3.30	\$	0.24	\$	3.54
Additional charge per additional yard	\$	27.00	\$	1.94	\$	28.94

Murrey's Disposal Co., Inc. G-9
 American Disposal Co., Inc. G-87
 Proposed 3/1/2025 Rates

Increase %'s	
Garbage	6.19%
Resi./MF Recycling	14.99%
Yard Waste	7.17%



Item 120, Pg. 34

Drums					
Pickup	\$	27.57	\$	1.71	\$ 29.28
Special pickup	\$	32.14	\$	1.99	\$ 34.13

Item 150, Pg. 34

Bulky					
Rate per yard	\$	26.76	\$	1.66	\$ 28.42
Minimum	\$	26.76	\$	1.66	\$ 28.42
Loose					
Rate per yard	\$	26.76	\$	1.66	\$ 28.42
Minimum	\$	26.76	\$	1.66	\$ 28.42

Murrey's Disposal Co., Inc. G-9
 American Disposal Co., Inc. G-87
 Proposed 3/1/2025 Rates

Increase %'s	
Garbage	6.19%
Resi./MF Recycling	14.99%
Yard Waste	7.17%



Item 160, Pg. 35

Single Rear Drive Axle

Truck and Driver

Non-packer truck	\$ 86.08	\$ 5.33	\$ 91.41
Packer truck	\$ 89.45	\$ 5.54	\$ 94.99
Drop-box truck	\$ 96.15	\$ 5.96	\$ 102.11
Extra person	\$ 52.55	\$ 3.25	\$ 55.80

Tandem Rear Drive Axle

Truck and Driver

Non-packer truck	\$ 96.15	\$ 5.96	\$ 102.11
Packer truck	\$ 103.97	\$ 6.44	\$ 110.41
Drop-box truck	\$ 106.21	\$ 6.58	\$ 112.79
Extra person	\$ 52.55	\$ 3.25	\$ 55.80

Transfer Trucks

Truck and Driver

Dump truck with pup trailer	\$ 141.98	\$ 8.79	\$ 150.77
4-Axle tractor with end dump trailer	\$ 141.98	\$ 8.79	\$ 150.77
4-Axle tractor with cargo chassis	\$ 130.80	\$ 8.10	\$ 138.90

Item 205, Pg. 37

Roll-Out - Container, per Pick-Up

5-25 feet	\$ 4.02	\$ 0.25	\$ 4.27
25+ feet per 5 feet increment, add	\$ 0.55	\$ 0.03	\$ 0.58

Roll-Out - Cart, per Month

5-25 feet	\$ 5.55	\$ 0.34	\$ 5.89
25+ feet per 5 feet increment, add	\$ 0.55	\$ 0.03	\$ 0.58

Item 207, Pg. 38A

Overweight

Drop box	\$ 22.35	\$ 1.38	\$ 23.73
Compactor	\$ 22.35	\$ 1.38	\$ 23.73

Murrey's Disposal Co., Inc. G-9
 American Disposal Co., Inc. G-87
 Proposed 3/1/2025 Rates

Increase %'s	
Garbage	6.19%
Resi./MF Recycling	14.99%
Yard Waste	7.17%



Item 210, Pg. 39A

Washing						
Per yard	\$	7.72	\$	0.48	\$	8.20
Minimum	\$	23.14	\$	1.43	\$	24.57
Steam Cleaning						
Per yard	\$	7.94	\$	0.49	\$	8.43
Minimum	\$	31.76	\$	1.97	\$	33.73
Sanitizing						
Per yard	\$	7.72	\$	0.48	\$	8.20
Minimum	\$	23.14	\$	1.43	\$	24.57
Pickup and Redelivery						
Up to 8 yards	\$	46.95	\$	2.91	\$	49.86
Over 8 yards	\$	99.78	\$	6.18	\$	105.96

Item 230, Pg. 40

Disposal						
MSW ton	\$	174.84	\$	-	\$	174.84
Appliance with Freon	\$	63.00	\$	-	\$	63.00
Mattresses (over 3)	\$	60.00	\$	-	\$	60.00

Murrey's Disposal Co., Inc. G-9
 American Disposal Co., Inc. G-87
 Proposed 3/1/2025 Rates

Increase %'s	
Garbage	6.19%
Resi./MF Recycling	14.99%
Yard Waste	7.17%



Item 240, Pg. 41

Permanent Service						
First/Each Pickup						
1 yard	\$	24.96	\$	1.55	\$	26.51
1.5 yard	\$	34.56	\$	2.14	\$	36.70
2 yard	\$	43.15	\$	2.67	\$	45.82
4 yard	\$	81.10	\$	5.02	\$	86.12
6 yard	\$	112.05	\$	6.94	\$	118.99
Special Pickup						
1 yard	\$	27.19	\$	1.68	\$	28.87
1.5 yard	\$	36.80	\$	2.28	\$	39.08
2 yard	\$	45.39	\$	2.81	\$	48.20
4 yard	\$	83.33	\$	5.16	\$	88.49
6 yard	\$	114.28	\$	7.08	\$	121.36
Temporary Service						
Initial Delivery						
1 yard	\$	43.71	\$	2.71	\$	46.42
1.5 yard	\$	43.71	\$	2.71	\$	46.42
2 yard	\$	43.71	\$	2.71	\$	46.42
4 yard	\$	43.71	\$	2.71	\$	46.42
6 yard	\$	43.71	\$	2.71	\$	46.42
Pickup						
1 yard	\$	27.19	\$	1.68	\$	28.87
1.5 yard	\$	36.80	\$	2.28	\$	39.08
2 yard	\$	45.39	\$	2.81	\$	48.20
4 yard	\$	83.33	\$	5.16	\$	88.49
6 yard	\$	114.28	\$	7.08	\$	121.36
Lost Containers						
1 yard	\$	622.03	\$	38.53	\$	660.56
1.5 yard	\$	673.86	\$	41.74	\$	715.60
2 yard	\$	725.69	\$	44.95	\$	770.64
4 yard	\$	881.20	\$	54.58	\$	935.78
6 yard	\$	1,088.54	\$	67.42	\$	1,155.96
Lid, lock, unlock, unlatch	\$	1.12	\$	0.07	\$	1.19

Item 245, Pg. 42

Permanent Service						
Each Pickup						
20 gallon cart	\$	4.10	\$	0.25	\$	4.35
35 gallon cart	\$	5.18	\$	0.32	\$	5.50
65 gallon cart	\$	7.72	\$	0.48	\$	8.20
95 gallon cart	\$	10.82	\$	0.67	\$	11.49
Minimum						
20 gallon cart	\$	17.76	\$	1.10	\$	18.86
35 gallon cart	\$	22.44	\$	1.39	\$	23.83
65 gallon cart	\$	33.47	\$	2.07	\$	35.54
95 gallon cart	\$	46.91	\$	2.91	\$	49.82
Other Charges						
Extra unit	\$	4.99	\$	0.31	\$	5.30
Lid, lock, unlock, unlatch	\$	1.12	\$	0.07	\$	1.19

Murrey's Disposal Co., Inc. G-9
 American Disposal Co., Inc. G-87
 Proposed 3/1/2025 Rates

Increase %'s	
Garbage	6.19%
Resi./MF Recycling	14.99%
Yard Waste	7.17%

Item 255, Pg. 44 2.25:1 compaction

Permanent Service

Each Pickup

2 yard	\$ 92.26	\$ 5.71	\$ 97.97
4 yard	\$ 167.80	\$ 10.39	\$ 178.19
6 yard	\$ 235.57	\$ 14.59	\$ 250.16

Special Pickup

2 yard	\$ 98.97	\$ 6.13	\$ 105.10
4 yard	\$ 174.52	\$ 10.81	\$ 185.33
6 yard	\$ 242.28	\$ 15.01	\$ 257.29

Temporary Service

Each Pickup

2 yard	\$ 98.97	\$ 6.13	\$ 105.10
4 yard	\$ 174.52	\$ 10.81	\$ 185.33
6 yard	\$ 242.28	\$ 15.01	\$ 257.29

Other Charges

Initial delivery	\$ 43.71	\$ 2.71	\$ 46.42
Disconnect/reconnect	\$ 7.32	\$ 0.45	\$ 7.77

Item 255, Pg. 45 3:1 compaction

Permanent Service

Each Pickup

2 yard	\$ 117.73	\$ 7.29	\$ 125.02
3 yard	\$ 161.35	\$ 9.99	\$ 171.34
4 yard	\$ 200.70	\$ 12.43	\$ 213.13
6 yard	\$ 297.09	\$ 18.40	\$ 315.49

Special Pickup

2 yard	\$ 124.43	\$ 7.71	\$ 132.14
3 yard	\$ 168.05	\$ 10.41	\$ 178.46
4 yard	\$ 207.41	\$ 12.85	\$ 220.26
6 yard	\$ 303.80	\$ 18.82	\$ 322.62

Temporary Service

Each Pickup

2 yard	\$ 124.43	\$ 7.71	\$ 132.14
3 yard	\$ 168.05	\$ 10.41	\$ 178.46
4 yard	\$ 207.41	\$ 12.85	\$ 220.26
6 yard	\$ 303.80	\$ 18.82	\$ 322.62

Other Charges

Initial delivery	\$ 43.71	\$ 2.71	\$ 46.42
Disconnect/reconnect	\$ 7.32	\$ 0.45	\$ 7.77

Murrey's Disposal Co., Inc. G-9
 American Disposal Co., Inc. G-87
 Proposed 3/1/2025 Rates

Increase %'s	
Garbage	6.19%
Resi./MF Recycling	14.99%
Yard Waste	7.17%



Item 255, Pg. 46 4:1 compaction

Permanent Service						
Each Pickup						
3 yard	\$	205.45	\$	12.73	\$	218.18
4 yard	\$	269.92	\$	16.72	\$	286.64
6 yard	\$	383.53	\$	23.76	\$	407.29
Special Pickup						
3 yard	\$	212.16	\$	13.14	\$	225.30
4 yard	\$	276.63	\$	17.13	\$	293.76
6 yard	\$	390.24	\$	24.17	\$	414.41
Temporary Service						
Each Pickup						
3 yard	\$	205.45	\$	12.73	\$	218.18
4 yard	\$	269.92	\$	16.72	\$	286.64
6 yard	\$	383.53	\$	23.76	\$	407.29
Other Charges						
Initial delivery	\$	43.71	\$	2.71	\$	46.42
Disconnect/reconnect	\$	7.32	\$	0.45	\$	7.77

Item 255, Pg. 47 5:1 compaction

Permanent Service						
Each Pickup						
4 yard	\$	306.41	\$	18.98	\$	325.39
6 yard	\$	435.16	\$	26.95	\$	462.11
Special Pickup						
4 yard	\$	313.12	\$	19.39	\$	332.51
6 yard	\$	441.86	\$	27.37	\$	469.23
Temporary Service						
Each Pickup						
4 yard	\$	313.12	\$	19.39	\$	332.51
6 yard	\$	441.86	\$	27.37	\$	469.23
Other Charges						
Initial delivery	\$	43.71	\$	2.71	\$	46.42
Disconnect/reconnect	\$	7.32	\$	0.45	\$	7.77

Item 255, Pg. 48 2.25:1 compaction

Permanent Service						
Each Pickup						
2 yard	\$	111.20	\$	6.89	\$	118.09
4 yard	\$	205.64	\$	12.74	\$	218.38
6 yard	\$	292.33	\$	18.11	\$	310.44
Special Pickup						
2 yard	\$	117.90	\$	7.30	\$	125.20
4 yard	\$	212.34	\$	13.15	\$	225.49
6 yard	\$	299.04	\$	18.52	\$	317.56
Temporary Service						
Each Pickup						
2 yard	\$	117.90	\$	7.30	\$	125.20
4 yard	\$	212.34	\$	13.15	\$	225.49
6 yard	\$	299.04	\$	18.52	\$	317.56
Other Charges						
Initial delivery	\$	43.71	\$	2.71	\$	46.42
Disconnect/reconnect	\$	7.32	\$	0.45	\$	7.77
Recycling per yard	\$	5.83	\$	0.87	\$	6.70

Murrey's Disposal Co., Inc. G-9
 American Disposal Co., Inc. G-87
 Proposed 3/1/2025 Rates

Increase %'s	
Garbage	6.19%
Resi./MF Recycling	14.99%
Yard Waste	7.17%

Item 255, Pg. 49 3:1 compaction

Permanent Service				
Each Pickup				
2 yard	\$ 142.94	\$ 8.85	\$ 151.79	
3 yard	\$ 199.17	\$ 12.34	\$ 211.51	
4 yard	\$ 251.14	\$ 15.56	\$ 266.70	
6 yard	\$ 372.75	\$ 23.09	\$ 395.84	
Special Pickup				
2 yard	\$ 149.65	\$ 9.27	\$ 158.92	
3 yard	\$ 205.88	\$ 12.75	\$ 218.63	
4 yard	\$ 257.84	\$ 15.97	\$ 273.81	
6 yard	\$ 379.45	\$ 23.50	\$ 402.95	
Temporary Service				
Each Pickup				
2 yard	\$ 149.65	\$ 9.27	\$ 158.92	
3 yard	\$ 205.88	\$ 12.75	\$ 218.63	
4 yard	\$ 257.84	\$ 15.97	\$ 273.81	
6 yard	\$ 379.45	\$ 23.50	\$ 402.95	
Other Charges				
Initial delivery	\$ 43.71	\$ 2.71	\$ 46.42	
Disconnect/reconnect	\$ 7.32	\$ 0.45	\$ 7.77	
Recycling per yard	\$ 5.83	\$ 0.87	\$ 6.70	

Item 255, Pg. 50A 4:1 compaction

Permanent Service				
Each Pickup				
3 yard	\$ 246.05	\$ 15.24	\$ 261.29	
4 yard	\$ 324.44	\$ 20.10	\$ 344.54	
6 yard	\$ 477.21	\$ 29.56	\$ 506.77	
Special Pickup				
3 yard	\$ 252.76	\$ 15.66	\$ 268.42	
4 yard	\$ 331.14	\$ 20.51	\$ 351.65	
6 yard	\$ 473.66	\$ 29.34	\$ 503.00	
Temporary Service				
Each Pickup				
3 yard	\$ 252.76	\$ 15.66	\$ 268.42	
4 yard	\$ 331.14	\$ 20.51	\$ 351.65	
6 yard	\$ 473.66	\$ 29.34	\$ 503.00	
Other Charges				
Initial delivery	\$ 43.71	\$ 2.71	\$ 46.42	
Disconnect/reconnect	\$ 7.32	\$ 0.45	\$ 7.77	
Recycling per yard	\$ 5.83	\$ 0.87	\$ 6.70	

Murrey's Disposal Co., Inc. G-9
 American Disposal Co., Inc. G-87
 Proposed 3/1/2025 Rates

Increase %'s	
Garbage	6.19%
Resi./MF Recycling	14.99%
Yard Waste	7.17%



Item 255, Pg. 51 5:1 compaction

Permanent Service						
Each Pickup						
4 yard	\$	374.55	\$	23.20	\$	397.75
6 yard	\$	539.43	\$	33.41	\$	572.84
Special Pickup						
4 yard	\$	381.26	\$	23.61	\$	404.87
6 yard	\$	546.14	\$	33.83	\$	579.97
Temporary Service						
Each Pickup						
4 yard	\$	381.26	\$	23.61	\$	404.87
6 yard	\$	546.14	\$	33.83	\$	579.97
Other Charges						
Initial delivery	\$	43.71	\$	2.71	\$	46.42
Disconnect/reconnect	\$	7.32	\$	0.45	\$	7.77
Recycling per yard	\$	5.83	\$	0.87	\$	6.70

Item 260, Pg. 52

Permanent Service						
Monthly Rent						
20 yard	\$	92.53	\$	5.73	\$	98.26
25 yard	\$	103.68	\$	6.42	\$	110.10
30 yard	\$	113.72	\$	7.04	\$	120.76
40 yard	\$	115.94	\$	7.18	\$	123.12
50 yard	\$	156.09	\$	9.67	\$	165.76
First/Each Pickup						
20 yard	\$	97.10	\$	6.01	\$	103.11
25 yard	\$	106.44	\$	6.59	\$	113.03
30 yard	\$	114.43	\$	7.09	\$	121.52
40 yard	\$	138.34	\$	8.57	\$	146.91
50 yard	\$	163.67	\$	10.14	\$	173.81
Temporary Service						
Initial Delivery						
20 yard	\$	99.51	\$	6.16	\$	105.67
25 yard	\$	99.51	\$	6.16	\$	105.67
30 yard	\$	99.51	\$	6.16	\$	105.67
40 yard	\$	99.51	\$	6.16	\$	105.67
50 yard	\$	99.51	\$	6.16	\$	105.67
Pickups						
20 yard	\$	115.87	\$	7.18	\$	123.05
25 yard	\$	123.72	\$	7.66	\$	131.38
30 yard	\$	130.36	\$	8.07	\$	138.43
40 yard	\$	150.32	\$	9.31	\$	159.63
50 yard	\$	173.28	\$	10.73	\$	184.01

Murrey's Disposal Co., Inc. G-9
 American Disposal Co., Inc. G-87
 Proposed 3/1/2025 Rates

Increase %'s	
Garbage	6.19%
Resi./MF Recycling	14.99%
Yard Waste	7.17%



Rent Per Month

20 yard	\$ 157.25	\$ 9.74	\$ 166.99
25 yard	\$ 163.88	\$ 10.15	\$ 174.03
30 yard	\$ 171.18	\$ 10.60	\$ 181.78
40 yard	\$ 207.34	\$ 12.84	\$ 220.18
50 yard	\$ 259.09	\$ 16.05	\$ 275.14

Other Charges

Excess mileage	\$ 3.92	\$ 0.24	\$ 4.16
Tarping	\$ 13.31	\$ 0.82	\$ 14.13

Item 265, Pg. 53

Permanent Service

Pickups

10 yard	\$ 91.67	\$ 5.68	\$ 97.35
20 yard	\$ 97.10	\$ 6.01	\$ 103.11
25 yard	\$ 106.44	\$ 6.59	\$ 113.03
30 yard	\$ 114.43	\$ 7.09	\$ 121.52
40 yard	\$ 135.73	\$ 8.41	\$ 144.14
50 yard	\$ 152.99	\$ 9.48	\$ 162.47

Other Charges

Excess mileage	\$ 3.92	\$ 0.24	\$ 4.16
Tarping	\$ 13.31	\$ 0.82	\$ 14.13

Item 275, Pg. 55

Permanent Service

Pickups

10 yard	\$ 139.69	\$ 8.65	\$ 148.34
15 yard	\$ 144.34	\$ 8.94	\$ 153.28
20 yard	\$ 144.34	\$ 8.94	\$ 153.28
25 yard	\$ 149.71	\$ 9.27	\$ 158.98
30 yard	\$ 158.98	\$ 9.85	\$ 168.83
35 yard	\$ 164.35	\$ 10.18	\$ 174.53
40 yard	\$ 170.94	\$ 10.59	\$ 181.53

Other Charges

Excess mileage	\$ 3.92	\$ 0.24	\$ 4.16
Disconnect/reconnect	\$ 7.32	\$ 0.45	\$ 7.77
Tarping	\$ 13.31	\$ 0.82	\$ 14.13

Item 275, Pg. 56

Permanent Service

Pickups


45 yard	\$ 182.24	\$ 11.29	\$ 193.53
50 yard	\$ 195.66	\$ 12.12	\$ 207.78

Other Charges

Excess mileage	\$ 3.92	\$ 0.24	\$ 4.16
Disconnect/reconnect	\$ 7.32	\$ 0.45	\$ 7.77
Tarping	\$ 13.31	\$ 0.82	\$ 14.13


Waste Connections, Inc.
IS 210 - PL Review
[2024-09](#)

Districts/Grouping: [2111,2131](#) Exclude IC:
System:




Waste Connections, Inc.
IS 210 - PL Review
[2024-09](#)

Districts/Grouping: [2111,2131](#) Exclude IC:
System:




Waste Connections, Inc.
IS 210 - PL Review
[2024-09](#)

Districts/Grouping: [2111,2131](#) Exclude IC:
System:




Waste Connections, Inc.
IS 210 - PL Review
[2024-09](#)

Districts/Grouping: [2111,2131](#) Exclude IC:
System:




Waste Connections, Inc.
IS 210 - PL Review
[2024-09](#)

Districts/Grouping: [2111,2131](#) Exclude IC:
System:




Waste Connections, Inc.
IS 210 - PL Review
[2024-09](#)

Districts/Grouping: [2132](#) Exclude IC:
System:




Waste Connections, Inc.
IS 210 - PL Review
[2024-09](#)

Districts/Grouping: [2132](#) Exclude IC:
System:




Waste Connections, Inc.
IS 210 - PL Review
[2024-09](#)

Districts/Grouping: [2132](#) Exclude IC:
System:




Waste Connections, Inc.
IS 210 - PL Review
[2024-09](#)

Districts/Grouping: [2132](#) Exclude IC:
System:




Waste Connections, Inc.
IS 210 - PL Review
[2024-09](#)

Districts/Grouping: [2132](#) Exclude IC:
System:




Waste Connections, Inc.
IS 210 - PL Review
[2024-09](#)

Districts/Grouping: 2140 Exclude IC:
System:




Waste Connections, Inc.
IS 210 - PL Review
[2024-09](#)

Districts/Grouping: [2140](#) Exclude IC:
System:




Waste Connections, Inc.
IS 210 - PL Review
[2024-09](#)

Districts/Grouping: [2140](#) Exclude IC:
System:




Waste Connections, Inc.
IS 210 - PL Review
[2024-09](#)

Districts/Grouping: 2140 Exclude IC:
System:




Waste Connections, Inc.
IS 210 - PL Review
[2024-09](#)

Districts/Grouping: 2140 Exclude IC:
System:



Waste Connections, Inc.
IS 210 - PL Review
[2024-09](#)

Districts/Grouping: 2140 Exclude IC:
System:



Murrey's Disposal Company, Inc.
Consolidated Income Statement
October 2023 - September 30, 2024

1

2

3

4


5

6

7

8

9

















Murrey's Disposal Company, Inc.
Consolidated Income Statement
October 2023 - September 30, 2024

10 11 12 13 14 15 16 17 18 19 20 21 22













Murrey's Disposal Company, Inc.
Consolidated Income Statement
October 2023 - September 30, 2024


23


24

















Murrey's Disposal Company, Inc.

Allocators Abbreviations Medical Waste MSW Recycle Yard Waste Total



0.00%
0.00%
0.00%
0.00%
0.00%

Allocators
Actual














Murrey's Disposal Company, Inc.
Allocators for Regulated, Non-Regulated and by Line of Business
Test Year Ended September 2024







Restating Adjustment Details - 9.30.24 General Filing

RS-1
Adjust Income Statement Revenue to Detailed Billing Records


	UTC	Non-Reg Total	2111 Total	Per GL	ADJ Needed
Residential					
Garbage	23,563,151	15,410,808	38,973,959	52,413,091	(13,439,131)
Recycle	7,720,378	29,308	7,749,686	-	7,749,686
Yard Waste	3,687,887	2,059,834	5,747,721	-	5,747,721
Total Residential	34,971,415	17,499,950	52,471,365	52,413,091	58,275
	0				
Commercial					
Garbage	7,007,463	10,657,125	17,664,588	22,725,042	(5,060,454)
Commercial Recycling	-	405	405	90	315
MF Garbage	3,297,823	932,833	4,230,657	-	4,230,657
MF Recycle	538,496	2,711	541,207	-	541,207
Total Commercial	10,843,782	11,593,074	22,436,856	22,725,131	(288,275)
	0				
Roll Off					
Hauls/Rent	3,378,002	-	3,378,002	4,887,688	(1,509,685)
Special - Med Waste	-	1,477,599	1,477,599	-	1,477,599
Disposal	5,767,994	2,933,466	8,701,460	8,701,759	(299)
Total Roll Off	9,145,997	4,411,065	13,557,061	13,589,447	(32,385)
	-				
Total Med. Waste	180,452	-	180,452	-	180,452
	-				
Total Svc. Charges	35,674	31,477	67,151	52,901	14,250
	-				
Grand Total	55,177,320	33,535,566	88,712,886	88,780,570	(67,684)
	0	17	-	5,500	

Disposal	Murrey's	Disposal
October 2023-February 2024	36,887	October 2023-February 2024
Increase per Ton	3.61	Increase per Ton TG-240047
Expense Increase	133,161	Expense Increase

Break-Out Pass-through Disposal:		Break-Out Pass-through Disposal:
Pass Thru	13,944	Pass Thru
Increase per Ton	3.61	Increase per Ton TG-240047
Packer Routes	50,338	Packer Routes

Adjust Pass-Thru to Billing 183,498 Adjust Pass-Thru to Billing

Adjustment to true-up the Oct/Jan-Feb packer route disposal expense to recognize the \$3.62 disposal fee increase that went into effect on March 1, 2024. This needs to be done in order to have an accurate 12-month expense base.



Adjust bad debt expense to actual.





Adjust Corporate & Region OH allocations to include allowable expenses based on previous rate case experience.

[Redacted content]

[Redacted content]

Bad Debt Percent 0.15% To LG

Recognize COVID Expense Recovered & To be Recovered

[Redacted content]

[Redacted content]



Pierce County Recycling, Composting and Disposal, LLC dba LRI
 17925 MERIDIAN STREET EAST • PUYALLUP, WASHINGTON 98375
 OFFICE: 253-847-7555 • FAX: 253-847-7713

3/1/2025 Dump Fee Increase:

This adjusts the disposal revenue and expense for October 2023-February 2024 to annualize the dump fee filing effective 3.1.25

	Murrey's
October 2023-September 2024	89,830
Increase per Ton	10.15
Expense Increase	911,771

Break-Out Pass-through Disposal:

Pass Thru	38,885
Increase per Ton	10.15
Packer Routes	394,681

Current Rate	\$	174.84	
New Rate	\$	184.99	
Increase	\$	10.15	5.81%

Adjust Pass-Thru to Billing	1,306,453
------------------------------------	------------------

November 15, 2024

Murrey's Disposal Co., Inc.
 482270th Ave E
 Fife, WA 98424

RE: Notice of Pierce County Disposal Fee Increase Effective March 1, 2025

To Whom It May Concern:

This is to notify you that your disposal rate for Pierce County Recycling, Composting & dba LRI will increase from \$174.84 per ton to \$184.99 per ton effective March 1, 2025

Customer Notification:

	Murrey's
Residential	68,252
Commercial	1,860
RO	436
	70,549

Per Customer	50.73
	551,501
	2

Acct: 46200	\$25,750	P-3
-------------	----------	-----

Rate increase notices to customers

2025 Wage Increases/Normalizations:

Wages Payroll Taxes Difference Payroll Taxes:

--	--	--	--	--

Group Insurance

--	--	--	--	--

Totem Lease

--	--	--	--	--



2025 Insurance Premiums





. Disposal
i.

Revenue												
Service Code	Service Code Description	Tariff Rate 3/1/2022	Tariff Rate 2/1/2023	Tariff Rate 6/1/2024	Tariff Page/Item #	Jan-24	Feb-24	Mar-24	Apr-24	May-24	Jun-24	Jul-24
RESIDENTIAL SERVICES												
RESIDENTIAL GARBAGE												
10RW1N	1-10 GAL CART WKLY NON REC	\$0.00	\$0.00	\$0.00		\$0	\$0	\$0	\$0	\$0	\$0	\$0
10RW1R	1-10 GAL CART WKLY W/ REC	\$0.00	\$0.00	\$0.00		\$0	\$0	\$0	\$0	\$0	\$0	\$0
20RM1	1-20 GAL CART MONTHLY	\$10.09	\$10.30	\$10.37	23	\$1,049	\$1,058	\$1,091	\$1,045	\$998	\$1,039	\$1,034
20RW1	1-20 GAL CAN WEEKLY	\$0.00	\$0.00	\$0.00		\$0	\$0	\$0	\$0	\$0	\$0	-\$12
20RW1N	1-20 GL CART WKLY NON REC	\$17.68	\$18.02	\$18.31	23	\$637	\$638	\$621	\$607	\$567	\$570	\$558
20RW1NR	1-20 GAL WKLY NON REC	\$0.00	\$0.00	\$0.00		\$0	\$0	\$0	\$0	\$0	\$0	\$0
20RW1R	1-20 GL CART WKLY W/ RECY	\$16.68	\$17.02	\$17.31	23	\$57,690	\$57,425	\$57,764	\$58,367	\$58,710	\$59,019	\$59,111
24RW1N	1-24 GL CART WKLY NON REC	\$0.00	\$0.00	\$0.00		\$0	\$0	\$0	\$0	\$0	\$0	\$0
24RW1R	1-24 GL CART WKLY W/ RECY	\$0.00	\$0.00	\$0.00		\$0	\$0	\$0	\$0	\$0	\$0	\$0
32RE1	1-32 GAL CAN EOW	\$0.00	\$0.00	\$0.00		\$0	\$0	\$0	\$0	\$0	\$0	\$0
32RM1	1-32 GAL CAN MONTHLY	\$0.00	\$0.00	\$0.00		\$0	\$0	\$0	\$0	\$0	\$0	\$0
32ROCPU	1-32 GAL CAN-ON CALL	\$0.00	\$0.00	\$0.00		\$0	\$0	\$0	\$0	\$0	\$0	\$0
32RW1	1-32 GAL CAN WEEKLY	\$0.00	\$0.00	\$0.00		\$0	\$0	\$0	\$0	\$0	\$0	\$0
32RW1N	1-32 GL CART WKLY NON REC	\$0.00	\$0.00	\$0.00		\$0	\$0	\$0	\$0	\$0	\$0	\$0
32RW1NR	1-32 GAL WKLY NON REC	\$0.00	\$0.00	\$0.00		\$0	\$0	\$0	\$0	\$0	\$0	\$0
32RW1R	1-32 GL CART WKLY W/ RECY	\$0.00	\$0.00	\$0.00		\$0	\$0	\$0	\$0	\$0	\$0	\$0
32RW2	2-32 GAL CANS WEEKLY	\$0.00	\$0.00	\$0.00		\$0	\$0	\$0	\$0	\$0	\$0	\$0
32RW2R	2-32 GL CART WKLY W/ RECY	\$0.00	\$0.00	\$0.00		\$0	\$0	\$0	\$0	\$0	\$0	\$0
32RW2NR	2-32 GAL WKLY NON REC	\$0.00	\$0.00	\$0.00		\$0	\$0	\$0	\$0	\$0	\$0	\$0
32RW3	3-32 GAL CANS WEEKLY	\$0.00	\$0.00	\$0.00		\$0	\$0	\$0	\$0	\$0	\$0	\$0
32RW3NR	3-32 GAL WKLY NON REC	\$0.00	\$0.00	\$0.00		\$0	\$0	\$0	\$0	\$0	\$0	\$0
32RW4	4-32 GAL CANS WEEKLY	\$0.00	\$0.00	\$0.00		\$0	\$0	\$0	\$0	\$0	\$0	\$0
32RW4NR	4-32 GAL WKLY NON REC	\$0.00	\$0.00	\$0.00		\$0	\$0	\$0	\$0	\$0	\$0	\$0
32RW5	5-32 GAL CANS WEEKLY	\$0.00	\$0.00	\$0.00		\$0	\$0	\$0	\$0	\$0	\$0	\$0
32RW5NR	5-32 GAL WKLY NON REC	\$0.00	\$0.00	\$0.00		\$0	\$0	\$0	\$0	\$0	\$0	\$0
32RW6	6-32 GAL CANS WEEKLY	\$0.00	\$0.00	\$0.00		\$0	\$0	\$0	\$0	\$0	\$0	\$0
35RM1	1-35 GAL CART MONTHLY	\$12.59	\$12.85	\$12.96	23	\$5,868	\$5,880	\$5,820	\$5,632	\$5,769	\$5,651	\$5,641
35RW1N	1-35 GAL CART WKLY NONREC	\$22.23	\$22.67	\$23.16	23	\$5,927	\$5,880	\$5,925	\$5,978	\$5,807	\$5,814	\$5,755
35RW1R	1-35 GAL CART WKLY W/REC	\$21.23	\$21.67	\$22.16	23	\$639,109	\$638,291	\$640,716	\$644,706	\$647,253	\$648,929	\$650,959
64RW1N	1-64 GAL CART WKLY NONREC	\$0.00	\$0.00	\$0.00		\$0	\$0	\$0	\$0	\$0	\$0	\$0
64RW1R	1-64 GAL CART WKLY W/REC	\$0.00	\$0.00	\$0.00		\$0	\$0	\$0	\$0	\$0	\$0	\$0
65RM1	1-65 GAL CART MONTHLY	\$18.81	\$19.20	\$19.36	23	\$1,833	\$1,815	\$1,786	\$1,859	\$1,868	\$1,897	\$1,878
65RW1N	1-65 GAL CART WKLY NONREC	\$33.16	\$33.80	\$34.48	23	\$5,436	\$5,520	\$5,477	\$5,491	\$5,409	\$5,409	\$5,366
65RW1R	1-65 GAL CART WKLY W/REC	\$31.16	\$31.80	\$32.48	23	\$806,625	\$808,610	\$814,934	\$821,169	\$825,274	\$828,403	\$832,952
95RM1	1-95 GAL CART MONTHLY	\$26.38	\$26.93	\$27.16	23	\$636	\$691	\$651	\$733	\$733	\$747	\$693
95RW1N	1-95 GAL CART WKLY NONREC	\$46.41	\$47.31	\$48.30	23	\$1,330	\$1,284	\$1,517	\$1,461	\$1,268	\$1,455	\$1,479
95RW1R	1-95 GAL CART WKLY W/REC	\$43.41	\$44.31	\$45.30	23	\$374,979	\$378,249	\$383,653	\$387,448	\$390,637	\$391,743	\$395,984
96RW1N	1-96 GAL CART WKLY NONREC	\$0.00	\$0.00	\$0.00		\$0	\$0	\$0	\$0	\$0	\$0	\$0
96RW1R	1-96 GAL CART WKLY W/REC	\$0.00	\$0.00	\$0.00		\$0	\$0	\$0	\$0	\$0	\$0	\$0
ADJRES	SERVICE ADJ-RESIDENTIAL	\$0.00	\$0.00	\$0.00		-\$204	\$202	\$0	\$0	\$0	\$0	\$0
CARRY-RES	CARRY OUT -RES	\$0.00	\$0.00	\$0.00		\$0	\$0	\$0	\$0	\$0	\$0	\$0
DELTOT	GARB CART REDELIVERY	\$0.00	\$0.00	\$0.00		\$0	\$0	\$0	\$0	\$0	\$0	\$0
DRIVEPRVT-RES	DRIVE IN PRIVATE RD - RES	\$0.00	\$0.00	\$0.00		\$0	\$0	\$0	\$0	\$0	\$0	\$0
DRVNR1	DRIVE IN UP TO 125'-EOW	\$0.00	\$0.00	\$0.00		\$0	\$0	\$0	\$0	\$0	\$0	\$0
DRVNRW1	DRIVE IN UP TO 125'-WKLY	\$5.06	\$5.17	\$5.17	21	\$1,014	\$1,006	\$999	\$991	\$864	\$977	\$981
DRVNRW2	DRIVE IN OVER 125'-WKLY	\$5.06	\$5.17	\$5.17		\$4	\$4	\$4	\$4	\$4	\$4	\$4
GWCR	GOOD WILL CREDIT - RESI	\$0.00	\$0.00	\$10.44		-\$35	\$0	\$0	\$0	-\$25	\$0	\$0
IMPCNR1	1 IMPROPER CAN - RESI	\$0.00	\$0.00	\$0.00		\$0	\$0	\$0	\$0	\$0	\$0	\$0
IMPCNR2	2 IMPROPER CANS - RESI	\$0.00	\$0.00	\$0.00		\$0	\$0	\$0	\$0	\$0	\$0	\$0
OBSR	OBSTRUCTION	\$0.84	\$0.86	\$0.86	22	\$6	\$6	\$8	\$8	\$8	\$8	\$8
OS	OVERSIZE UNIT	\$0.00	\$0.00	\$0.00		\$0	\$0	\$0	\$0	\$0	\$0	\$0
OSOW	OVERSIZE/OVERWEIGHT	\$0.00	\$0.00	\$0.00		\$0	\$0	\$0	\$0	\$0	\$0	\$0
OW	OVERWEIGHT UNIT	\$0.00	\$0.00	\$0.00		\$0	\$0	\$0	\$0	\$0	\$0	\$0
PACKLC	CARRY-OUT LONG DISTANCE	\$0.00	\$0.00	\$0.00		\$0	\$0	\$0	\$0	\$0	\$0	\$0
PACKR	CARRY-OUT RESIDENTIAL	\$5.44	\$5.55	\$5.55	37	\$457	\$472	\$493	\$448	\$456	\$477	\$475
PACKSNR	CARRY-OUT SENIOR SERVICE	\$0.00	\$0.00	\$0.00		\$0	\$0	\$0	\$0	\$0	\$0	\$0
RESTART FEE	RESTART FEE	\$11.27	\$11.51	\$11.51	17	\$5,859	\$4,765	\$5,640	\$5,007	\$4,639	\$4,121	\$5,099
REXTRA	EXTRA UNITS	\$4.85	\$5.60	\$5.71	24	\$32,642	\$20,314	\$20,171	\$21,248	\$20,276	\$32,807	\$34,300

		1	2	3	4	5	6	7	8	9	10	11
						1	2	3	4	5	6	7
		Revenue										
Service Code	Service Code Description	Tariff Rate 3/1/2022	Tariff Rate 2/1/2023	Tariff Rate 6/1/2024	Tariff Page/Item #	Jan-24	Feb-24	Mar-24	Apr-24	May-24	Jun-24	Jul-24
SUNKENR	SUNKEN CAN CHARGE - RESI	\$0.84	\$0.86	\$0.86	22	\$0	\$0	\$0	\$0	\$0	\$0	\$0
TRIPRCANS	RETURN TRIP CHARGE - CANS	\$9.03	\$9.22	\$9.22	19	\$378	\$590	\$544	\$673	\$692	\$479	\$590
TRIPRCARTS	RESI TRIP CHARGE - CARTS	\$12.97	\$16.54	\$16.54	19	\$83	\$132	\$232	\$215	\$314	\$314	\$132
35ROCPU	1-35 GAL CART ON CALL	\$14.00	\$14.29	\$14.40	24	\$0	\$0	\$29	\$0	\$0	\$0	\$0
65ROCPU	1-65 GAL CART ON CALL	\$20.94	\$21.37	\$21.53	24	\$21	\$0	\$22	\$22	\$0	\$0	\$0
BULKY-RES	BULKY ITEM	\$25.81	\$26.34	\$26.76	34	\$1,236	\$5,235	-\$2,729	\$890	\$1,739	\$1,151	\$1,673
DELCART	CART REDELIVERY	\$22.64	\$23.10	\$23.10	17	\$531	\$462	\$1,016	\$924	\$901	\$716	\$554
TOTAL RESIDENTIAL GARBAGE						\$1,943,109	\$1,938,527	\$1,946,383	\$1,964,926	\$1,974,295	\$1,991,730	\$2,005,212
RESIDENTIAL RECYCLING												
recyonly	RECYCLE SERVICE ONLY	\$11.11	\$14.18	\$14.18	23	\$2,606	\$2,581	\$2,588	\$2,570	\$2,531	\$2,535	\$2,411
RECYR	RECYCLE PROGRAM	\$7.41	\$9.45	\$9.45	23	\$630,334	\$629,647	\$630,867	\$633,872	\$637,071	\$638,966	\$642,013
RECYRNB	RECY PROGRAM-NO CART	\$7.41	\$9.45	\$9.45	23	\$4,859	\$4,855	\$4,868	\$4,829	\$4,748	\$4,753	\$4,723
DRVNR-RECYCLE	DRIVE IN RECYCLE	\$4.63	\$5.91	\$5.91	21	\$766	\$755	\$749	\$749	\$747	\$728	\$734
PACKR-RECYCLE	RECY ROLLOUT RESI <25'	\$5.44	\$5.55	\$5.55	37	\$279	\$295	\$291	\$286	\$296	\$299	\$311
TOTERDEL	RECYCLE TOTER REDELIVERY	\$0.00	\$0.00	\$0.00	37	\$0	\$0	\$0	\$0	\$0	\$0	\$0
RECYDEL	RECYCLE TOTER REDELIVERY	\$22.64	\$23.10	\$23.10	17	\$0	\$0	\$0	\$0	\$0	\$23	\$0
PACKR-RECYADL	RECYROLLOUT >25 PER 5	\$1.17	\$1.19	\$1.19	37	\$14	\$14	\$14	\$14	\$15	\$21	\$25
TOTAL RESIDENTIAL RECYCLING						\$638,858	\$638,146	\$639,376	\$642,320	\$645,408	\$647,326	\$650,216
RESIDENTIAL YARD WASTE												
YDW90	90 GAL YARDWASTE	\$6.23	\$7.18	\$7.18	23	\$295,672	\$294,641	\$295,396	\$297,255	\$300,150	\$301,793	\$304,084
YDW90SNR	SENIOR YARD WASTE	\$0.00	\$0.00	\$0.00	23	\$0	\$0	\$0	\$0	\$0	\$0	\$0
YDWDEL	YARDWASTE REDELIVERY	\$22.64	\$23.10	\$23.10	17	\$0	\$0	\$0	\$23	\$254	\$185	\$370
YDWEX	EXTRA YARD WASTE	\$2.01	\$2.32	\$2.32	24	\$97	\$179	\$512	\$766	\$868	\$988	\$1,065
DRVNR-YARDWASTE	DRIVE IN YARDWASTE	\$4.33	\$4.99	\$4.99	21	\$85	\$81	\$79	\$75	\$77	\$77	\$80
PACKR-YARDWASTE	YRDWSTE ROLLOUT RES <25'	\$5.44	\$5.55	\$5.55	37	\$33	\$40	\$43	\$44	\$56	\$50	\$50
TRIPYCARTS	YDW TRIP CHARGE - RESI	\$11.05	\$12.75	\$12.75	19	\$13	\$38	\$51	\$38	\$89	\$77	\$77
PACKR-YARDAD	YDWSTROLLOUT >25 PER 5	\$1.17	\$1.19	\$1.19	37							
TOTAL RESIDENTIAL YARD WASTE						\$295,901	\$294,979	\$296,081	\$298,202	\$301,494	\$303,169	\$305,725
SUBTOTAL RESIDENTIAL						\$2,877,868	\$2,871,653	\$2,881,839	\$2,905,448	\$2,921,197	\$2,942,225	\$2,961,153
COMMERCIAL SERVICES												
COMMERCIAL GARBAGE												
20CW1	1-20 GAL CART WKLY	\$17.12	\$17.47	\$17.76	42	\$88	\$88	\$89	\$71	\$71	\$71	\$89
32C2W2	2-32 GAL CANS 2X WEEKLY	\$0.00	\$0.00	\$0.00	41	\$0	\$0	\$0	\$0	\$0	\$0	\$0
32CE1	32 GAL CAN COMM EOW	\$0.00	\$0.00	\$0.00	41	\$0	\$0	\$0	\$0	\$0	\$0	\$0
32CW1	1-32 GAL CAN WEEKLY	\$0.00	\$0.00	\$0.00	40	\$0	\$0	\$0	\$0	\$0	\$0	\$0
32CW1	2-32 GAL CANS WKLY	\$0.00	\$0.00	\$0.00	40	\$0	\$0	\$0	\$0	\$0	\$0	\$0
32CW2	2-32 GAL CANS WKLY	\$0.00	\$0.00	\$0.00	40	\$0	\$0	\$0	\$0	\$0	\$0	\$0
32CW3	3-32 GAL CANS WKLY	\$0.00	\$0.00	\$0.00	40	\$0	\$0	\$0	\$0	\$0	\$0	\$0
32CW4	4-32 GAL CANS WKLY	\$0.00	\$0.00	\$0.00	40	\$0	\$0	\$0	\$0	\$0	\$0	\$0
35CW1	1-35 GAL CART WKLY	\$21.51	\$21.95	\$22.44	42	\$1,350	\$1,334	\$1,313	\$1,374	\$1,369	\$1,369	\$1,369
65CW1	1-65 GAL CART WKLY	\$32.13	\$32.79	\$33.47	42	\$2,505	\$2,497	\$2,544	\$2,510	\$2,569	\$2,602	\$2,584
95CW1	1-95 GAL CART WKLY	\$44.99	\$45.92	\$46.91	42	\$4,497	\$4,462	\$4,539	\$4,562	\$4,813	\$5,324	\$5,594
F1YD1W	1YD CONT 1X WEEKLY	\$103.40	\$105.52	\$108.08	41	\$749	\$749	\$757	\$676	\$584	\$540	\$540
R1YD1W	1YD CONT 1xWEEKLY	\$103.40	\$105.52	\$108.08	41	\$34,331	\$35,048	\$34,682	\$34,396	\$33,797	\$33,613	\$33,283
F1YD2W	1YD CONT 2X WEEKLY	\$206.80	\$211.04	\$216.15	41	\$0	\$0	\$0	\$0	\$0	\$0	\$0
R1YD2W	1YD CONT 2xWEEKLY	\$206.80	\$211.04	\$216.15	41	\$1,070	\$1,070	\$1,081	\$1,081	\$1,081	\$1,081	\$1,297
R1YD3W	1YD CONT 3xWEEKLY	\$310.20	\$316.57	\$324.23	41	\$1,925	\$1,925	\$2,080	\$2,270	\$2,270	\$2,270	\$1,945
R1YDEOW	1YD CONT EOW	\$0.00	\$0.00	\$0.00	41	\$0	\$0	\$0	\$0	\$0	\$0	\$0
R1YDTPU	1YD TEMP CONT	\$112.84	\$115.18	\$117.73	41	\$87	\$0	\$44	\$15	\$88	\$118	\$118
R1.5YD1W	1.5YD CONT 1xWEEKLY	\$143.02	\$146.01	\$149.64	41	\$12,884	\$12,817	\$12,495	\$12,532	\$12,832	\$12,800	\$12,420

1 2 3 4 5 6 7 8 9 10 11

1 2 3 4 5 6 7

		Revenue										
Service Code	Service Code Description	Tariff Rate	Tariff Rate	Tariff Rate	Tariff	Jan-24	Feb-24	Mar-24	Apr-24	May-24	Jun-24	Jul-24
		3/1/2022	2/1/2023	6/1/2024	Page/Item #							
F1.5YD1W	1.5YD CONT 1X WEEKLY	\$143.02	\$146.01	\$149.64	41	\$444	\$444	\$299	\$299	\$299	\$299	\$299
R1.5YD2W	1.5YD CONT 2xWEEKLY	\$286.04	\$292.02	\$299.29	41	\$851	\$592	\$599	\$599	\$599	\$673	\$1,197
R1.5YD3W	1.5YD CONT 3xWEEKLY	\$429.06	\$438.02	\$448.93	41	\$0	\$0	\$0	\$0	\$0	\$0	\$0
R1.5YDEOW	1.5YD CONT EOW	\$0.00	\$0.00	\$0.00		\$0	\$0	\$0	\$0	\$0	\$0	\$0
R1.5YDTPU	1.5YD TEMP CONTAINER	\$152.59	\$155.71	\$159.34	41	\$0	\$0	\$40	\$120	\$80	\$0	\$0
F2YD1W	2YD CONT 1X WEEKLY	\$178.48	\$182.16	\$186.84	41	\$4,436	\$4,344	\$4,624	\$4,204	\$4,157	\$4,437	\$4,391
R2YD1W	2YD CONT 1xWEEKLY	\$178.48	\$182.16	\$186.84	41	\$82,517	\$81,972	\$83,421	\$84,050	\$87,385	\$90,477	\$90,527
F2YD2W	2YD CONT 2X WEEKLY	\$356.97	\$364.33	\$373.68	41	\$786	\$1,109	\$1,121	\$1,495	\$1,495	\$1,495	\$1,868
R2YD2W	2YD CONT 2xWEEKLY	\$356.97	\$364.33	\$373.68	41	\$40,944	\$39,958	\$40,647	\$40,882	\$40,825	\$40,357	\$39,875
F2YD3W	2YD CONT 3X WEEKLY	\$535.45	\$546.49	\$560.52	41	\$1,109	\$1,109	\$1,121	\$1,121	\$1,121	\$1,121	\$1,121
R2YD3W	2YD CONT 3xWEEKLY	\$535.45	\$546.49	\$560.52	41	\$14,510	\$15,989	\$16,816	\$17,161	\$16,816	\$16,816	\$17,077
R2YD4W	2YD CONT 4xWEEKLY	\$713.93	\$728.65	\$747.36	41	\$2,218	\$913	-\$233	\$0	\$0	\$0	\$0
R2YD5W	2YD CONT 5xWEEKLY	\$892.41	\$910.82	\$934.20	41	\$2,773	\$2,773	\$2,803	\$2,906	\$3,363	\$2,803	\$2,803
R2YDEOW	2YD CONT EOW	\$0.00	\$0.00	\$0.00		\$0	\$0	\$0	\$0	\$0	\$0	\$0
R2YDTPU	2YD TEMP CONTAINER	\$187.97	\$45.39	\$196.54	41	\$2,286	\$1,800	\$1,569	\$1,818	\$2,987	\$2,044	\$3,069
F4YD1W	4YD CONT 1X WEEKLY	\$335.36	\$342.29	\$351.16	41	\$62,523	\$62,106	\$62,384	\$62,858	\$61,629	\$61,102	\$60,926
F4YD2W	4YD CONT 2X WEEKLY	\$670.72	\$684.57	\$702.33	41	\$20,841	\$20,544	\$21,453	\$21,597	\$21,285	\$21,070	\$21,070
F4YD3W	4YD CONT 3X WEEKLY	\$1,006.08	\$1,026.86	\$1,053.49	41	\$5,210	\$4,168	\$4,214	\$4,214	\$4,214	\$3,160	\$4,214
F4YD4W	4YD CONT 4X WEEKLY SVC	\$1,341.43	\$1,369.15	\$1,404.65	41	\$1,389	\$1,389	\$1,405	\$1,405	\$1,405	\$1,405	\$1,405
F6YD1W	6YD CONT 1X WEEKLY	\$463.44	\$473.01	\$485.18	41	\$75,711	\$76,047	\$76,167	\$76,901	\$77,168	\$76,780	\$76,853
F6YD2W	6YD CONT 2X WEEKLY	\$926.88	\$946.02	\$970.35	41	\$114,465	\$114,891	\$113,531	\$113,181	\$118,652	\$121,354	\$120,229
F6YD3W	6YD CONT 3X WEEKLY	\$1,390.32	\$1,419.03	\$1,455.53	41	\$33,013	\$33,476	\$34,205	\$34,933	\$35,269	\$36,388	\$35,245
F6YD4W	6YD CONT 4X WEEKLY	\$1,853.76	\$1,892.04	\$1,940.71	41	\$3,840	\$3,840	\$3,881	\$3,881	\$3,881	\$3,881	\$5,414
F6YD5W	6YD CONT 5X WEEKLY	\$2,317.20	\$2,365.05	\$2,425.88	41	\$14,398	\$14,398	\$14,555	\$14,555	\$14,555	\$12,129	\$12,129
F6YDEX	6YD CONT EXTRA PICKUP	\$109.22	\$111.47	\$114.28	41	\$1,018	\$791	\$912	\$1,143	\$343	\$457	\$686
F8YD2W	8 YD CONT 2X WKLY	\$0.00	\$0.00	\$0.00		\$0	\$0	\$0	\$0	\$0	\$0	\$0
FCP2YD1W2.25-1	2 YD 2.25-1 COMP 1X WK	\$381.04	\$388.92	\$399.49	44	\$395	\$395	\$399	\$399	\$399	\$399	\$399
FCP2YD1W4-1	2 YD 4-1 COMP 1X WK	\$0.00	\$0.00	\$0.00		\$0	\$0	\$0	\$0	\$0	\$0	\$0
FCP2YD2W	2 YD COMPACTOR 2X WKLY	\$0.00	\$0.00	\$0.00		\$0	\$0	\$0	\$0	\$0	\$0	\$0
FCP4YD1W2.25-1	4 YD 2.25-1 COMP 1X WK	\$692.32	\$706.57	\$726.57	44	\$0	\$0	\$0	\$0	\$0	\$0	\$0
FCP4YD1W4-1	4YD 4-1 COMP 1X WK	\$1,110.30	\$1,133.20	\$1,168.75	46	\$1,153	\$1,153	\$1,169	\$1,169	\$1,169	\$1,169	\$1,169
FCP4YD1W5-1	4 YD 5-1 COMP 1X WK	\$1,256.44	\$1,282.33	\$1,326.76	47	\$1,308	\$1,308	\$1,327	\$1,327	\$1,327	\$1,327	\$1,327
FCP4YDEOW5-1	4 YD 5-1 COMP EOW	\$629.66	\$642.65	\$664.91	47	\$655	\$655	\$665	\$665	\$665	\$665	\$665
FCP4YDOC5-1	4 YD 5-1 COMP ON CALL	\$296.74	\$302.86	\$313.12	47	\$309	\$0	\$622	\$313	\$626	\$626	\$313
FCP6YD2W	6YD COMPACTOR 2X WKLY	\$0.00	\$0.00	\$0.00		\$0	\$0	\$0	\$0	\$0	\$0	\$0
FCP6YD2W3-1	6 YD 3-1 COMP 2X WK	\$2,449.31	\$2,499.71	\$2,572.80	45	\$2,541	\$2,541	\$2,573	\$2,573	\$2,573	\$2,573	\$2,573
FCP6YD2W4-1	6 YD 4-1 COMP 2X WK	\$3,158.82	\$3,223.94	\$3,321.37	46	\$3,279	\$3,279	\$3,321	\$3,321	\$3,321	\$3,321	\$3,321
IMPCNC	1 IMPROPER CAN - CMML	\$0.00	\$0.00	\$0.00		\$0	\$0	\$0	\$0	\$0	\$0	\$0
PACKC	CARRY-OUT COMMERCIAL	\$5.44	\$5.55	\$5.55	37	\$39	\$39	\$39	\$33	\$33	\$33	\$33
R1YDEX	1YD CONTAINER EXTRA	\$26.06	\$26.60	\$27.19	41	\$81	\$27	\$0	\$54	\$190	\$54	\$109
F1YDEX	1YD CONT EXTRA	\$26.06	\$26.60	\$27.19	41	\$0	\$0	\$0	\$0	\$0	\$0	\$0
R1.5YDEX	1.5YD CONTAINER EXTRA	\$35.24	\$35.96	\$36.80	41	\$36	\$0	\$0	\$0	\$0	\$37	\$0
R2YDEX	2YD CONTAINER EXTRA	\$43.41	\$44.31	\$45.39	41	\$135	\$90	\$181	\$45	\$45	\$91	\$363
F2YDEX	2YD CONT EXTRA	\$43.41	\$44.31	\$45.39	41	\$0	\$0	\$0	\$0	\$45	\$0	\$0
F4YDEX	4YD CONT EXTRA PICKUP	\$79.64	\$81.28	\$83.33	41	\$82	\$330	\$166	\$250	\$250	\$83	\$83
ADJCOM	SERVICE ADJ-COMMERCIAL	\$0.00	\$0.00	\$0.00		-\$246	\$246	\$0	\$0	\$0	\$0	\$0
CCONNECT	CMML CONNECT/RECONNECT	\$0.00	\$0.00	\$0.00		\$0	\$0	\$0	\$0	\$0	\$0	\$0
CDEL	CONTAINER DELIVERY CHARGE	\$42.83	\$43.71	\$43.71	41	\$0	\$175	\$44	\$437	\$481	\$0	\$306
CEX	EXTRA CANS	\$4.79	\$4.89	\$4.99	42	\$540	-\$322	\$135	\$65	\$55	\$160	\$299
CXYD	CMML EXTRA YARDAGE	\$25.81	\$26.34	\$26.76	34	\$14,074	\$13,370	\$12,040	\$13,300	\$10,303	\$11,427	\$17,514
CLOCK	LOCK CHARGE-CONTAINER	\$4.76	\$4.85	\$4.85	30	\$2,694	\$2,698	\$2,720	\$2,750	\$2,594	\$2,743	\$2,732
CROLL	ROLLOUT CHARGE - CMML	\$17.06	\$4.02	\$17.41	37	\$3,047	\$3,086	\$3,117	\$3,086	\$3,086	\$3,047	\$3,058
CTDEL	TEMP CONTAINER DELIVERY	\$42.83	\$43.71	\$43.71	30	\$787	\$393	\$787	\$830	\$743	\$830	\$743
CTRIP	RETURN TRIP CHARGE - CONT	\$16.88	\$17.23	\$17.23	19	\$155	\$276	\$190	\$103	\$258	\$172	\$190
CUNLOCK	COMM UNLOCK GATE OR CONT	\$4.76	\$4.85	\$4.85	30	\$0	\$0	\$0	\$0	\$0	\$0	\$0
DRIVEDWAY-COMM	DRIVE IN DRIVEWAY - COMM	\$0.00	\$0.00	\$0.00		\$0	\$0	\$0	\$0	\$0	\$0	\$0
DRIVEPVT-COMM	DRIVE IN PRIVATE RD - COMM	\$0.00	\$0.00	\$0.00		\$0	\$0	\$0	\$0	\$0	\$0	\$0
DRVNC	DRIVE IN - CMML	\$5.07	\$5.15	\$5.15	21	\$72	\$72	\$72	\$67	\$67	\$67	\$67
TIMEC	CMML TIME CHARGE	\$101.86	\$103.97	\$103.97	35	-\$211	\$312	\$26	\$312	\$1,645	\$572	\$390
BULKY-COM	BULKY ITEM	\$25.81	\$26.34	\$26.76	34	\$0	\$0	\$0	\$0	\$0	\$0	\$0
CGATE	GATE OPEN/CLOSE	\$0.00	\$0.00	\$0.00		\$0	\$0	\$0	\$0	\$0	\$0	\$0

		1	2	3	4								8	9	10	11						
																1	2	3	4	5	6	7
																Revenue						
Service Code	Service Code Description	Tariff Rate 3/1/2022	Tariff Rate 2/1/2023	Tariff Rate 6/1/2024	Tariff Page/Item #	Jan-24	Feb-24	Mar-24	Apr-24	May-24	Jun-24	Jul-24										
MCCWR65	MF 1-65 GL CART COUNT	\$7.19	\$7.34	\$7.50	29	\$0	\$0	\$0	\$0	\$0	\$0	\$0	\$0	\$0	\$0							
MCCWR95	MF 1-95 GL CART COUNT	\$10.05	\$10.25	\$10.48	29	\$0	\$0	\$0	\$0	\$0	\$0	\$0	\$0	\$0	\$0							
MCCWR1	MF CAN COUNT W/RECYCLING	\$0.00	\$0.00	\$0.00		\$0	\$0	\$0	\$0	\$0	\$0	\$0	\$0	\$0	\$0							
MCCWRA	MF CAN COUNT W/ RECY ADDT	\$0.00	\$0.00	\$0.00		\$0	\$0	\$0	\$0	\$0	\$0	\$0	\$0	\$0	\$0							
MSRTOT	MF TOTER SERVICE	\$7.50	\$6.03	\$0.00		\$0	\$0	\$0	\$0	\$0	\$0	\$0	\$0	\$0	\$0							
M1YD1W	MF 1YD CONT 1X WKLY	\$123.19	\$130.76	\$133.32	30	\$41,226	\$41,243	\$42,077	\$43,162	\$42,982	\$43,162	\$43,049	\$43,049	\$43,049	\$43,049							
M1YD2W	MF 1YD CONT 2X WKLY	\$246.38	\$261.52	\$266.64	30	\$0	\$0	\$0	\$0	\$0	\$0	\$0	\$0	\$0	\$0							
M1YDTPU	MF 1YD TEMP CONT	\$132.63	\$140.42	\$142.98	30	\$0	\$0	\$0	\$0	\$0	\$0	\$0	\$0	\$0	\$0							
M1.5YD1W	MF 1.5YD CONT 1X WKLY	\$172.81	\$183.94	\$187.58	30	\$13,347	\$12,835	\$12,755	\$12,755	\$12,755	\$12,943	\$12,896	\$12,896	\$12,896	\$12,896							
M1.5YD2W	MF 1.5YD CONT 2X WKLY	\$345.62	\$367.88	\$375.15	30	\$1,116	\$1,116	\$1,125	\$1,125	\$1,125	\$1,125	\$1,125	\$1,125	\$1,125	\$1,125							
M1.5YD3W	MF 1.5YD CONT 3X WKLY	\$259.22	\$551.82	\$562.73	30	\$0	\$0	\$0	\$0	\$0	\$0	\$0	\$0	\$0	\$0							
M2YD1W	MF 2YD CONT 1X WKLY	\$218.15	\$232.69	\$237.37	30	\$40,603	\$41,427	\$41,485	\$42,371	\$42,394	\$42,697	\$42,460	\$42,460	\$42,460	\$42,460							
M2YD2W	MF 2YD CONT 2X WKLY	\$436.29	\$465.37	\$474.74	30	\$9,415	\$11,298	\$11,631	\$11,869	\$11,869	\$10,326	\$4,289	\$4,289	\$4,289	\$4,289							
M2YD3W	MF 2YD CONT 3X WKLY	\$654.44	\$698.06	\$712.11	30	\$9,886	\$9,886	\$9,970	\$9,970	\$9,970	\$9,970	\$9,970	\$9,970	\$9,970	\$9,970							
M2YDTPU	MF 2YD TEMP CONT	\$227.63	\$242.39	\$247.07	30	\$429	\$294	\$370	\$247	\$124	\$124	\$371	\$371	\$371	\$371							
M4YD1W	MF 4YD CONT 1X WKLY	\$414.68	\$443.38	\$452.27	30	\$7,175	\$7,175	\$7,236	\$7,236	\$7,236	\$6,671	\$7,576	\$7,576	\$7,576	\$7,576							
M4YD2W	MF 4YD CONT 2X WKLY	\$829.37	\$886.76	\$904.54	30	\$4,485	\$4,485	\$4,523	\$4,523	\$4,523	\$2,487	\$1,809	\$1,809	\$1,809	\$1,809							
M6YD1W	MF 6YD CONT 1X WKLY	\$582.30	\$624.54	\$636.73	30	\$20,839	\$20,839	\$21,012	\$21,012	\$21,012	\$21,012	\$21,171	\$21,171	\$21,171	\$21,171							
M6YD2W	MF 6YD CONT 2X WKLY	\$1,164.60	\$1,249.08	\$1,273.45	30	\$32,837	\$32,837	\$33,110	\$30,563	\$30,563	\$31,836	\$31,836	\$31,836	\$31,836	\$31,836							
M6YD3W	MF 6YD CONT 3X WKLY	\$1,746.90	\$1,873.61	\$1,910.18	30	\$13,261	\$12,788	\$11,461	\$11,461	\$11,461	\$11,461	\$11,461	\$11,461	\$11,461	\$11,461							
M6YD4W	MF 6YD CONT 4X WKLY	\$2,329.19	\$2,498.15	\$2,546.91	30	\$0	\$446	\$2,547	\$2,547	\$2,547	\$2,547	\$2,547	\$2,547	\$2,547	\$2,547							
M1YDEX	MF 1YD CONT EXTRA	\$30.63	\$32.43	\$33.02	30	\$0	\$0	\$33	\$0	\$0	\$0	\$33	\$33	\$33	\$33							
M1.5YDEX	MF 1.5YD CONT EXTRA	\$42.11	\$44.72	\$45.56	30	\$0	\$0	\$0	\$0	\$0	\$0	\$0	\$0	\$0	\$0							
M2YDEX	MF 2YD CONT EXTRA	\$52.57	\$55.98	\$57.06	30	\$0	\$0	\$0	\$0	\$0	\$0	\$0	\$0	\$0	\$0							
M4YDEX	MF 4YD CONT EXTRA	\$97.95	\$104.62	\$106.67	30	\$0	\$0	\$0	\$0	\$0	\$0	\$107	\$107	\$107	\$107							
M6YDEX	MF 6YD CONT EXTRA	\$136.68	\$146.48	\$149.29	30	\$0	\$0	\$0	\$0	\$0	\$0	\$0	\$0	\$0	\$0							
MIMPCN	MF 1 IMPROPER CAN W/ RECY	\$0.00	\$0.00	\$0.00		\$0	\$0	\$0	\$0	\$0	\$0	\$0	\$0	\$0	\$0							
MCONNECT	MF CONNECT/RECONNECT	\$0.00	\$0.00	\$0.00		\$0	\$0	\$0	\$0	\$0	\$0	\$0	\$0	\$0	\$0							
MRENT90	MF 90GAL TOTER RENT	\$4.44	\$4.53	\$4.53	32	\$195	\$195	\$195	\$195	\$195	\$195	\$195	\$195	\$195	\$195							
MROLL	ROLLOUT CHARGE - MF	\$17.06	\$17.41	\$17.41	37	\$1,192	\$1,153	\$1,170	\$1,174	\$1,174	\$1,174	\$1,174	\$1,174	\$1,174	\$1,174							
PACKM	CARRY-OUT MULTI FAMILY	\$5.44	\$5.55	\$5.55	37	\$39	\$39	\$39	\$39	\$47	\$56	\$67	\$67	\$67	\$67							
ADJMF	SERVICE ADJ MULTI FAMILY	\$0.00	\$0.00	\$0.00		\$0	\$0	\$0	\$0	\$0	\$0	\$0	\$0	\$0	\$0							
DRVNM	DRIVE IN - MULTIFAMILY	\$5.07	\$5.15	\$5.15	21	\$113	\$113	\$113	\$113	\$113	\$113	\$113	\$113	\$113	\$113							
EXTRA-MF	EXTRA CANS - MF	\$4.82	\$4.92	\$5.02	28	\$1,693	\$1,011	\$1,024	\$1,135	\$1,365	\$1,436	\$1,652	\$1,652	\$1,652	\$1,652							
20MW1	MF 1-20 GAL CART	\$18.08	\$18.46	\$18.75	27	\$242	\$242	\$244	\$244	\$263	\$267	\$281	\$281	\$281	\$281							
M1.5YDTPU	MF 1.5YD TEMP CONT	\$182.34	\$193.64	\$197.27	30	\$0	\$0	\$0	\$0	\$0	\$0	\$0	\$0	\$0	\$0							
M2YD4W	MF 2YD CONT 4X WKLY	\$872.58	\$930.75	\$949.48	30	\$1,883	\$1,883	\$1,899	\$1,899	\$1,899	\$1,899	\$1,899	\$1,899	\$1,899	\$1,899							
TOTAL MULTI-FAMILY GARBAGE						\$273,581	\$275,382	\$278,641	\$278,894	\$278,930	\$275,247	\$269,998										
MULTI-FAMILY RECYCLING						Non Regulated																
M2YDRECY	MF 2YD RECYCLING	\$12.22	\$12.47	\$0.00		\$0	\$0	\$0	\$0	\$0	\$0	\$0	\$0	\$0	\$0							
M2YDRECY1XWK	MF 2YD RECYCLING 1X WK	\$0.00	\$0.00	\$54.00		\$432	\$432	\$432	\$473	\$594	\$594	\$594	\$594	\$594	\$594							
M2YDRECY2XWK	MF 2YD RECYCLING 2X WK	\$0.00	\$0.00	\$107.99		\$2,808	\$2,808	\$2,808	\$2,808	\$2,808	\$2,808	\$2,808	\$2,808	\$2,808	\$2,808							
M2YDRECY3XWK	MF 2YD RECYCLING 3X WK	\$0.00	\$0.00	\$161.99		\$0	\$0	\$0	\$0	\$0	\$0	\$0	\$0	\$0	\$0							
M6YDRECY	MF 6YD RECYCLING	\$38.13	\$38.91	\$0.00		\$0	\$0	\$0	\$0	\$0	\$0	\$0	\$0	\$0	\$0							
M6YDRECY1XWK	MF 6YD RECYCLING 1X WK	\$0.00	\$0.00	\$168.48		\$1,685	\$1,685	\$1,853	\$1,719	\$1,685	\$1,685	\$1,685	\$1,685	\$1,685	\$1,685							
M6YDRECY2XWK	MF 6YD RECYCLING 2X WK	\$0.00	\$0.00	\$336.96		\$6,402	\$6,402	\$6,402	\$6,402	\$6,402	\$6,402	\$6,402	\$6,402	\$6,402	\$6,402							
M6YDRECY3XWK	MF 6YD RECYCLING 3X WK	\$0.00	\$0.00	\$505.44		\$3,538	\$3,538	\$3,538	\$3,538	\$3,538	\$3,538	\$3,538	\$3,538	\$3,538	\$3,538							
M6YDRECY4XWK	MF 6YD RECYCLING 4X WK	\$0.00	\$0.00	\$673.92		\$674	\$674	\$674	\$674	\$674	\$674	\$674	\$674	\$674	\$674							
MSRTOT1XWK	MF CART COMMINGLE SVC 1X WK	\$0.00	\$0.00	\$26.11		\$1,123	\$1,123	\$1,123	\$1,123	\$1,123	\$1,123	\$1,123	\$1,123	\$1,123	\$1,123							
MCCRECYR	MF CAN COUNT RECYCLE PROG	\$7.50	\$7.50	\$7.50		\$0	\$0	\$0	\$0	\$0	\$0	\$0	\$0	\$0	\$0							
MRECYONLY	MF RECYCLE ONLY	\$11.11	\$14.18	\$14.18		\$57	\$57	\$57	\$57	\$43	\$57	\$57	\$57	\$57	\$57							
MRECYR	RECYCLE PROGRAM W/ BINS	\$7.41	\$9.45	\$9.45		\$21,246	\$21,298	\$21,277	\$21,437	\$21,470	\$20,880	\$20,941	\$20,941	\$20,941	\$20,941							
MRECYIN	MF RECYCLING INCENTIVE	\$0.75	\$0.75	\$0.75		\$1,125	\$1,125	\$1,125	\$1,125	\$1,533	\$1,533	\$1,533	\$1,533	\$1,533	\$1,533							
CXYDRECY-STATION	MF CMMML EXTRA RECY YARDAGE	\$0.00	\$0.00	\$27.00		\$2,700	\$1,593	\$1,917	\$1,998	\$2,876	\$2,012	\$5,360	\$5,360	\$5,360	\$5,360							
MRECYSTATION	MF VALUE OF RECYCLABLES	\$0.00	\$0.00	\$5.67		\$1,379	\$1,379	\$3,320	\$3,308	\$3,304	\$3,303	\$3,303	\$3,303	\$3,303	\$3,303							
MRENT2YDRECY	MF 2YD RECYCLE RENT	\$11.63	\$11.87	\$11.67		\$404	\$404	\$397	\$410	\$432	\$432	\$432	\$432	\$432	\$432							
MRENT6YDRECY	MF 6YD RECYCLE RENT	\$17.18	\$17.53	\$17.53		\$648	\$648	\$666	\$653	\$648	\$648	\$648	\$648	\$648	\$648							

		1	2	3	4	5	6	7	8	9	10	11
						1	2	3	4	5	6	7
		Revenue										
Service Code	Service Code Description	Tariff Rate 3/1/2022	Tariff Rate 2/1/2023	Tariff Rate 6/1/2024	Tariff Page/Item #	Jan-24	Feb-24	Mar-24	Apr-24	May-24	Jun-24	Jul-24
TOTAL MULTI-FAMILY RECYCLING						\$44,220	\$43,165	\$45,588	\$45,723	\$47,129	\$45,687	\$49,096
MULTI-FAMILY YARD WASTE												
MYDW90	MF YARDWASTE	\$3.12	\$7.18	\$7.18	23	\$7,218	\$7,234	\$7,245	\$7,510	\$7,526	\$7,582	\$7,629
TOTAL MULTI-FAMILY YARD WASTE						\$7,218	\$7,234	\$7,245	\$7,510	\$7,526	\$7,582	\$7,629
SUBTOTAL COMMERCIAL						\$893,613	\$891,468	\$899,070	\$904,628	\$913,028	\$908,437	\$914,479
<u>DROP BOX SERVICES</u>												
DROP BOX HAULS/RENTAL												
ROHAUL20	20YD ROLL OFF-HAUL	\$95.13	\$97.10	\$97.10	52	\$20,003	\$16,993	\$17,964	\$18,255	\$19,711	\$18,352	\$20,197
ROHAUL20A	ADDTL 20YD ROLL OFF HAUL	\$0.00	\$0.00	\$0.00		\$0	\$0	\$0	\$0	\$0	\$0	\$0
ROHAUL20CO	20YD CUST OWNED R/O HAUL	\$95.13	\$97.10	\$97.10	52	\$97	\$0	\$97	\$97	\$0	\$0	\$97
ROHAUL20T	20YD ROLL OFF TEMP HAUL	\$113.53	\$115.87	\$115.87	52	\$1,622	\$1,622	\$1,738	\$2,433	\$3,244	\$4,403	\$4,287
ROHAUL25	25YD ROLL OFF - HAUL	\$104.29	\$106.44	\$106.44	52	\$12,453	\$14,050	\$14,902	\$15,753	\$15,221	\$12,560	\$13,518
ROHAUL25A	ADDTL 25YD ROLL OFF HAUL	\$0.00	\$0.00	\$0.00		\$0	\$0	\$0	\$0	\$0	\$0	\$0
ROHAUL25T	25YD ROLL OFF TEMP HAUL	\$121.21	\$123.72	\$123.72	52	\$960	\$2,227	\$2,474	\$1,361	\$1,732	\$3,340	\$2,474
ROHAUL30	30YD ROLL OFF-HAUL	\$112.11	\$114.43	\$114.43	52	\$53,210	\$50,349	\$53,210	\$52,409	\$56,643	\$53,096	\$52,638
ROHAUL30A	ADDTL 30YD ROLL OFF HAUL	\$0.00	\$0.00	\$0.00		\$0	\$0	\$0	\$0	\$0	\$0	\$0
ROHAUL30T	30YD ROLL OFF TEMP HAUL	\$127.72	\$130.36	\$130.36	52	\$6,648	\$6,388	\$7,170	\$6,909	\$8,343	\$5,997	\$5,605
ROHAUL40	40YD ROLL OFF-HAUL	\$135.54	\$138.34	\$138.34	52	\$3,735	\$3,043	\$3,320	\$3,043	\$3,320	\$2,490	\$2,767
ROHAUL40A	ADDTL 40YD ROLL OFF HAUL	\$0.00	\$0.00	\$0.00		\$0	\$0	\$0	\$0	\$0	\$0	\$0
ROHAUL40T	40YD ROLL OFF TEMP	\$147.28	\$150.32	\$150.32	52	\$0	\$1,203	\$1,052	\$301	\$0	\$0	\$0
CPHAUL10	10YD COMPACTOR-HAUL	\$136.87	\$139.69	\$139.69	55	\$1,537	\$1,257	\$1,397	\$1,397	\$1,397	\$1,257	\$1,537
CPHAUL15	15YD COMPACTOR-HAUL	\$141.42	\$144.34	\$144.34	55	\$289	\$433	\$289	\$144	\$289	\$144	\$289
CPHAUL20	20YD COMPACTOR-HAUL	\$141.42	\$144.34	\$144.34	55	\$7,650	\$7,794	\$8,227	\$7,794	\$7,073	\$7,506	\$8,083
CPHAUL25	25YD COMPACTOR-HAUL	\$146.68	\$149.71	\$149.71	55	\$10,031	\$9,432	\$9,581	\$10,180	\$10,480	\$8,983	\$10,031
CPHAUL30	30YD COMPACTOR-HAUL	\$155.77	\$158.98	\$158.98	55	\$23,370	\$22,098	\$23,211	\$22,416	\$21,462	\$19,714	\$21,939
CPHAUL35	35YD COMPACTOR-HAUL	\$161.03	\$164.35	\$164.35	55	\$2,301	\$1,972	\$1,808	\$1,808	\$2,137	\$1,808	\$1,972
CPHAUL40	40YD COMPACTOR - HAUL	\$167.48	\$170.94	\$170.94	55	\$19,316	\$16,410	\$17,607	\$17,949	\$17,436	\$15,043	\$16,068
RORENT20D	20YD ROLL OFF-DAILY RENT	\$0.00	\$0.00	\$0.00		\$0	\$0	\$0	\$0	\$0	\$0	\$0
RORENT20P	20YD ROLL OFF-PERM RENT	\$90.66	\$92.53	\$92.53	52	\$7,799	\$7,213	\$7,399	\$7,538	\$7,680	\$7,652	\$7,813
RORENT20T	20YD ROLL OFF-TEMP RENT	\$154.07	\$157.25	\$157.25	52	\$995	\$1,424	\$1,481	\$2,469	\$3,234	\$4,503	\$4,518
RORENT25D	25YD ROLL OFF -DAILY RENT	\$0.00	\$0.00	\$0.00		\$0	\$0	\$0	\$0	\$0	\$0	\$0
RORENT25P	25YD ROLL OFF-PERM RENT	\$101.58	\$103.68	\$103.68	52	\$4,393	\$4,720	\$4,503	\$4,458	\$4,458	\$4,458	\$4,554
RORENT25T	25YD ROLL OFF-TEMP RENT	\$160.57	\$163.88	\$163.88	52	\$612	\$846	\$1,557	\$1,213	\$1,284	\$2,382	\$1,551
RORENT30D	30YD ROLL OFF-DAILY RENT	\$0.00	\$0.00	\$0.00		\$0	\$0	\$0	\$0	\$0	\$0	\$0
RORENT30P	30YD ROLL OFF-PERM RENT	\$111.42	\$113.72	\$113.72	52	\$15,857	\$15,976	\$16,171	\$15,853	\$16,229	\$16,330	\$16,599
RORENT30T	30YD ROLL OFF-TEMP RENT	\$167.72	\$171.18	\$171.18	52	\$3,956	\$3,382	\$3,269	\$5,523	\$6,077	\$5,809	\$4,821
RORENT40P	40YD ROLL OFF-PERM RENT	\$113.60	\$115.94	\$115.94	52	\$928	\$928	\$928	\$928	\$928	\$928	\$928
RORENT40T	40YD ROLL OFF-TEMP RENT	\$203.15	\$207.34	\$207.34	52	\$415	\$472	\$41	\$173	\$0	\$0	\$0
RECYHAUL10	RECYCLE 10 YD HAUL	\$0.00	\$0.00	\$0.00		\$0	\$0	\$0	\$0	\$0	\$0	\$0
RECYHAUL12	RECYCLE 12 YD HAUL	\$0.00	\$0.00	\$0.00		\$0	\$0	\$0	\$0	\$0	\$0	\$0
RECYHAUL15	RECYCLE 15 YD HAUL	\$0.00	\$0.00	\$0.00		\$0	\$0	\$0	\$0	\$0	\$0	\$0
RECYHAUL20	RECYCLE 20YD HAUL	\$0.00	\$0.00	\$0.00		\$0	\$0	\$0	\$0	\$0	\$0	\$0
RECYHAUL25	RECYCLE 25YD HAUL	\$0.00	\$0.00	\$0.00		\$0	\$0	\$0	\$0	\$0	\$0	\$0
RECYHAUL30	RECYCLE 30YD HAUL	\$0.00	\$0.00	\$0.00		\$0	\$0	\$0	\$0	\$0	\$0	\$0
RECYHAUL40	RECYCLE 40YD HAUL	\$0.00	\$0.00	\$0.00		\$0	\$0	\$0	\$0	\$0	\$0	\$0
RECYHAUL50	RECYCLE 50YD HAUL	\$0.00	\$0.00	\$0.00		\$0	\$0	\$0	\$0	\$0	\$0	\$0
RECYHAULCOMP	RECYCLE COMPACTOR HAUL	\$0.00	\$0.00	\$0.00		\$0	\$0	\$0	\$0	\$0	\$0	\$0
RECYRENT12	RECYCLE 12 YD BOX RENT	\$0.00	\$0.00	\$0.00		\$0	\$0	\$0	\$0	\$0	\$0	\$0
RECYRENT15	RECYCLE 15 YD BOX RENT	\$0.00	\$0.00	\$0.00		\$0	\$0	\$0	\$0	\$0	\$0	\$0
RECYRENT20	RECYCLE 20YD BOX RENT	\$0.00	\$0.00	\$0.00		\$0	\$0	\$0	\$0	\$0	\$0	\$0
RECYRENT25	RECYCLE 25YD BOX RENT	\$0.00	\$0.00	\$0.00		\$0	\$0	\$0	\$0	\$0	\$0	\$0
RECYRENT30	RECYCLE 30YD BOX RENT	\$0.00	\$0.00	\$0.00		\$0	\$0	\$0	\$0	\$0	\$0	\$0
RECYRENT40	RECYCLE 40YD BOX RENT	\$0.00	\$0.00	\$0.00		\$0	\$0	\$0	\$0	\$0	\$0	\$0
RECYRENT50	RECYCLE 50YD BOX RENT	\$0.00	\$0.00	\$0.00		\$0	\$0	\$0	\$0	\$0	\$0	\$0
RECVNPROC100	RECY 100YD HAUL & PROC	\$0.00	\$0.00	\$0.00		\$0	\$0	\$0	\$0	\$0	\$0	\$0

		1	2	3	4	5	6	7	8	9	10	11		
								1	2	3	4	5	6	7
		Revenue												
Service Code	Service Code Description	Tariff Rate 3/1/2022	Tariff Rate 2/1/2023	Tariff Rate 6/1/2024	Tariff Page/Item #	Jan-24	Feb-24	Mar-24	Apr-24	May-24	Jun-24	Jul-24		
RECYWPROC20	RECY 20YD HAUL & PROC	\$0.00	\$0.00	\$0.00		\$0	\$0	\$0	\$0	\$0	\$0	\$0		
RECYWPROC25	RECY 25YD HAUL & PROC	\$0.00	\$0.00	\$0.00		\$0	\$0	\$0	\$0	\$0	\$0	\$0		
RECYWPROC30	RECY 30YD HAUL & PROC	\$0.00	\$0.00	\$0.00		\$0	\$0	\$0	\$0	\$0	\$0	\$0		
RECYWPROC40	RECY 40YD HAUL & PROC	\$0.00	\$0.00	\$0.00		\$0	\$0	\$0	\$0	\$0	\$0	\$0		
RECYWPROC50	RECY 50YD HAUL & PROC	\$0.00	\$0.00	\$0.00		\$0	\$0	\$0	\$0	\$0	\$0	\$0		
RECYWPROCD	RECY SIDE DUMP HAUL&PROC	\$0.00	\$0.00	\$0.00		\$0	\$0	\$0	\$0	\$0	\$0	\$0		
RORHAULHR12	RECYCLE 12 YD HRLY HAUL	\$0.00	\$0.00	\$0.00		\$0	\$0	\$0	\$0	\$0	\$0	\$0		
RORHAULHR15	RECYCLE 15 YD HRLY HAUL	\$0.00	\$0.00	\$0.00		\$0	\$0	\$0	\$0	\$0	\$0	\$0		
RORHAULHR20	RECYCLE 20YD HRLY HAUL	\$0.00	\$0.00	\$0.00		\$0	\$0	\$0	\$0	\$0	\$0	\$0		
RORHAULHR25	RECYCLE 25YD HRLY HAUL	\$0.00	\$0.00	\$0.00		\$0	\$0	\$0	\$0	\$0	\$0	\$0		
RORHAULHR30	RECYCLE 30YD HRLY HAUL	\$0.00	\$0.00	\$0.00		\$0	\$0	\$0	\$0	\$0	\$0	\$0		
RORHAULHR40	RECYCLE 40YD HRLY HAUL	\$0.00	\$0.00	\$0.00		\$0	\$0	\$0	\$0	\$0	\$0	\$0		
RORHAULHR50	RECYCLE 50YD HRLY HAUL	\$0.00	\$0.00	\$0.00		\$0	\$0	\$0	\$0	\$0	\$0	\$0		
RORHAULHRTL	RECYCLE TRAILER HRLY HAUL	\$0.00	\$0.00	\$0.00		\$0	\$0	\$0	\$0	\$0	\$0	\$0		
ROSPC	SPECIAL CHARGES	\$0.00	\$0.00	\$0.00		\$0	\$0	\$0	\$0	\$0	\$108	\$0		
ROTA	TANDEM AXLE	\$21.80	\$22.35	\$22.35	38	\$9,834	\$9,834	\$10,102	\$8,605	\$9,231	\$8,962	\$8,761		
ROWAIT	STANDBY CHARGE	\$94.21	\$96.15	\$96.15	35	\$0	\$0	\$0	\$0	\$0	\$0	\$0		
RTRIP-RO	RETURN TRIP - RO	\$97.49	\$99.51	\$99.51	19	\$0	\$0	\$0	\$0	\$0	\$0	\$0		
THOUR	LONG HAUL	\$0.00	\$0.00	\$0.00		\$0	\$0	\$0	\$0	\$0	\$0	\$0		
ADJRO	SERVICE ADJ-ROLL OFF	\$0.00	\$0.00	\$0.00		\$0	\$0	\$0	\$0	\$0	\$0	\$0		
CPCONNECT	COMP CONNECT/RECONNECT	\$7.17	\$7.32	\$7.32	55	\$2,882	\$2,743	\$2,845	\$2,803	\$2,735	\$2,525	\$2,655		
DELREC-RO	ROLL OFF RECYCLE DELIVERY	\$0.00	\$0.00	\$0.00		\$0	\$0	\$0	\$0	\$0	\$0	\$0		
FERRY	FERRY FEE	\$0.00	\$0.00	\$0.00		\$0	\$0	\$0	\$0	\$0	\$0	\$0		
RECYWPROCTRL	CONT HAUL & PROCESSING	\$0.00	\$0.00	\$0.00		\$0	\$0	\$0	\$0	\$0	\$0	\$0		
ROCLEAN	ROLLOFF CLEANING	\$7.57	\$7.72	\$7.72	39	\$154	\$0	\$0	\$0	\$232	\$0	\$0		
RODEL	ROLL OFF-DELIVERY	\$97.49	\$99.51	\$99.51	19	\$3,881	\$4,279	\$6,170	\$5,871	\$9,055	\$7,264	\$5,075		
ROMILE	MILEAGE	\$3.84	\$3.92	\$3.92	55	\$62,308	\$60,764	\$61,877	\$59,319	\$60,944	\$59,043	\$59,411		
RORELOCATE	ROLLOFF RELOCATE	\$97.77	\$99.78	\$99.78	39	\$399	\$200	\$499	\$399	\$299	\$100	\$100		
RESTART FEE-RO	RESTART FEE	\$11.27	\$11.51	\$11.51	17	\$12	\$0	\$0	\$0	\$23	\$0	\$0		
OT-RO	OVERTIME PERIOD - RO	\$76.67	\$78.25	\$78.25	18	\$0	\$0	\$0	\$0	\$1,526	\$0	\$0		
TARP-RO	TARPIING FEE - RO	\$13.04	\$13.31	\$13.31	56	\$1,930	\$1,717	\$1,823	\$1,664	\$1,717	\$1,557	\$1,637		
TIME-RO	ROLL OFF TIME CHARGE	\$104.06	\$106.21	\$106.21	35	\$2,762	\$6,638	\$5,438	\$10,356	\$2,788	\$4,381	\$2,788		
TOTAL DROP BOX HAULS/RENTAL						\$282,314	\$276,406	\$288,150	\$289,420	\$296,928	\$280,693	\$282,713		
PASSTHROUGH DISPOSAL														
DISP	DISPOSAL FEE PER TON	\$166.45	\$166.45	\$174.84	40	\$499,831	\$480,718	\$489,831	\$467,709	\$481,971	\$471,245	\$472,100		
DISP-ASB	ASBESTOS DISPOSAL	\$0.00	\$0.00	\$0.00		\$0	\$0	\$0	\$0	\$0	\$0	\$0		
DISP-MAN	MANURE DISPOSAL	\$0.00	\$0.00	\$0.00		\$0	\$0	\$0	\$0	\$0	\$0	\$0		
DISP-RECY	RECYCLABLES PROCESSING	\$0.00	\$0.00	\$0.00		\$0	\$0	\$0	\$0	\$0	\$0	\$0		
DISP-WD	WOOD PROCESSING	\$0.00	\$0.00	\$0.00		\$0	\$0	\$0	\$0	\$0	\$0	\$0		
TOTAL PASSTHROUGH DISPOSAL						\$499,831	\$480,718	\$489,831	\$467,709	\$481,971	\$471,245	\$472,100		
SUBTOTAL DROP BOX						\$782,145	\$757,124	\$777,981	\$757,129	\$778,899	\$751,938	\$754,812		
MEDICAL WASTE														
MD10	10 GALLON			\$28.30		\$425	\$538	\$736	\$425	\$679	\$1,047	\$283		
MD20	20 GALLON			\$56.60		\$5,600	\$5,009	\$5,014	\$4,801	\$5,830	\$5,120	\$5,742		
MD35	35 GALLON			\$99.05		\$6,252	\$6,953	\$5,401	\$5,708	\$8,012	\$6,728	\$7,110		
MDMINMO				\$17.96		\$2,727	\$2,655	\$2,727	\$2,763	\$2,476	\$2,745	\$2,637		
MDEL	MED WASTE DELIVERY			\$17.96		\$0	\$0	\$0	\$0	\$0	\$0	\$18		
MDTRIP	MED WASTE MINIMUM TRIP CH			\$17.96		\$144	\$144	\$144	\$126	\$144	\$162	\$72		
TOTAL MEDICAL WASTE						\$15,147	\$15,299	\$14,021	\$13,822	\$17,140	\$15,801	\$15,862		
SUBTOTAL MEDICAL WASTE						\$15,147	\$15,299	\$14,021	\$13,822	\$17,140	\$15,801	\$15,862		

		1	2	3	4	5	6	7	8	9	10	11
						1	2	3	4	5	6	7
						Revenue						
Service Code	Service Code Description	Tariff Rate 3/1/2022	Tariff Rate 2/1/2023	Tariff Rate 6/1/2024	Tariff Page/Item #	Jan-24	Feb-24	Mar-24	Apr-24	May-24	Jun-24	Jul-24
<u>SERVICE CHARGES</u>												
ADJ-SB	SERVICE ADJ-SMALL BALANCE	\$0.00	\$0.00	\$0.00		\$0	\$0	\$2	\$0	\$0	\$1	\$0
ADJTAX	TAX ADJUSTMENT	\$0.00	\$0.00	\$0.00		\$0	\$0	\$0	\$0	\$0	\$0	\$0
EMPLOYEE	EMPLOYEE SERVICE	\$0.00	\$0.00	\$0.00		\$0	\$0	\$0	\$0	\$0	\$0	\$0
FINCHG	LATE FEE	\$0.00	\$0.00	\$0.00		\$3,346	\$2,915	\$2,894	\$2,474	\$1,587	\$3,152	\$2,429
LEGAL-COM	LEGAL/LIEN FEES	\$0.00	\$0.00	\$0.00		\$0	\$0	\$0	\$0	\$0	\$0	\$0
NSF FEES	RETURNED CHECK FEE	\$0.00	\$21.80	\$21.80	16	\$131	\$131	\$109	\$65	\$371	\$65	\$65
PO	PO NUMBER	\$0.00	\$0.00	\$0.00		\$0	\$0	\$0	\$0	\$0	\$0	\$0
SHOPSERVICE	MAINTENANCE SERVICES	\$0.00	\$0.00	\$0.00		\$0	\$0	\$0	\$0	\$0	\$140	\$0
TOTAL SERVICE CHARGES						\$3,477	\$3,045	\$3,005	\$2,539	\$1,958	\$3,359	\$2,495
SUBTOTAL SERVICE CHARGES						\$3,477	\$3,045	\$3,005	\$2,539	\$1,958	\$3,359	\$2,495
Grand Total District Operations						\$4,572,249	\$4,538,589	\$4,575,917	\$4,583,566	\$4,632,221	\$4,621,760	\$4,648,802

Aug-24	Sep-24	Oct-23	Nov-23	Dec-23	Total	Jan-24	Feb-24	Mar-24	Apr-24	May-24	Jun-24	Jul-24	Aug-24
\$0	\$0	\$0	\$0	\$0	\$0	-	-	-	-	-	-	-	-
\$507	\$572	\$443	\$627	\$553	\$6,648	41	64	59	73	75	52	64	55
\$99	\$149	\$281	\$232	\$132	\$2,316	5	8	14	13	19	19	8	6
\$0	\$0	\$14	-\$14	\$29	\$58	-	-	2	-	-	-	-	-
\$22	\$22	\$0	\$0	\$0	\$108	1	-	1	1	-	-	-	1
\$1,124	\$1,204	\$1,010	\$1,076	\$970	\$14,578	47	199	(104)	34	66	43	63	42
\$508	\$462	\$1,432	\$762	\$300	\$8,570	23	20	44	40	39	31	24	22
\$1,998,942	\$1,996,871	\$1,929,916	\$1,938,900	\$1,934,339	\$23,563,151	67,874	67,959	68,412	68,902	69,235	67,977	68,299	68,370
					Recycling Customers	67,286	67,371	67,816	68,310	68,660	67,408	67,734	67,805
\$2,499	\$2,492	\$2,620	\$2,641	\$2,627	\$30,700	184	182	183	181	179	179	170	176
\$642,500	\$643,319	\$630,190	\$630,444	\$629,979	\$7,619,203	66,702	66,629	66,758	67,076	67,415	67,615	67,938	67,989
\$4,671	\$4,668	\$4,990	\$4,893	\$4,849	\$57,706	514	514	515	511	502	503	500	494
\$725	\$739	\$746	\$739	\$765	\$8,942	130	128	127	127	126	123	124	123
\$300	\$289	\$320	\$309	\$316	\$3,590	50	53	52	52	53	54	56	54
\$0	\$0	\$0	\$0	\$0	\$0	-	-	-	-	-	-	-	-
\$0	\$0	\$0	\$0	\$0	\$23	-	-	-	-	-	1	-	-
\$25	\$32	\$14	\$14	\$14	\$213	11	11	11	11	13	17	21	21
\$650,721	\$651,540	\$638,879	\$639,065	\$638,523	\$7,720,378	67,400	67,325	67,456	67,769	68,096	68,297	68,608	68,660
					\$80,712								
\$304,349	\$305,289	\$297,171	\$296,567	\$296,046	\$3,588,415	41,180	41,036	41,142	41,400	41,804	42,032	42,352	42,388
\$0	\$0	\$0	\$0	\$0	\$0	-	-	-	-	-	-	-	-
\$162	\$92	\$0	\$0	\$0	\$1,086	-	-	-	1	11	8	16	7
\$629	\$703	\$385	\$923	\$271	\$7,386	42	77	221	330	374	426	459	271
\$75	\$75	\$90	\$95	\$77	\$966	17	16	16	15	16	16	16	15
\$61	\$36	\$42	\$47	\$50	\$552	6	7	8	8	10	9	9	11
\$38	\$64	\$26	\$26	\$13	\$548	1	3	4	3	7	6	6	3
\$305,314	\$306,259	\$297,713	\$297,658	\$296,458	\$3,598,952	41,180	41,036	41,142	41,400	41,804	42,032	42,352	42,388
\$2,954,977	\$2,954,670	\$2,866,508	\$2,875,623	\$2,869,319	\$34,882,481	176,454	176,321	177,010	178,071	179,134	178,307	179,259	179,418
\$142	\$142	\$106	\$110	\$88	\$1,155	5	5	5	4	4	4	5	8
\$0	\$0	\$0	\$0	\$0	\$0	-	-	-	-	-	-	-	-
\$0	\$0	\$0	\$0	\$0	\$0	-	-	-	-	-	-	-	-
\$0	\$0	\$0	\$0	\$0	\$0	-	-	-	-	-	-	-	-
\$0	\$0	\$0	\$0	\$0	\$0	-	-	-	-	-	-	-	-
\$0	\$0	\$0	\$0	\$0	\$0	-	-	-	-	-	-	-	-
\$0	\$0	\$0	\$0	\$0	\$0	-	-	-	-	-	-	-	-
\$0	\$0	\$0	\$0	\$0	\$0	-	-	-	-	-	-	-	-
\$1,369	\$1,321	\$1,312	\$1,345	\$1,356	\$16,180	63	61	59	61	61	61	61	61
\$2,494	\$2,594	\$2,513	\$2,505	\$2,498	\$30,414	78	76	76	75	77	78	77	74
\$5,887	\$5,789	\$4,799	\$4,793	\$4,631	\$59,690	100	97	97	97	103	114	119	126
\$540	\$540	\$749	\$749	\$749	\$7,921	7	7	7	6	5	5	5	5
\$33,180	\$33,341	\$34,627	\$34,358	\$34,117	\$408,773	332	332	321	318	313	311	308	307
\$0	\$0	\$0	\$0	\$0	\$0	-	-	-	-	-	-	-	-
\$1,297	\$1,129	\$1,070	\$1,070	\$1,070	\$13,393	5	5	5	5	5	5	6	6
\$1,945	\$1,945	\$1,925	\$1,925	\$1,925	\$24,351	6	6	6	7	7	7	6	6
\$0	\$0	\$0	\$0	\$0	\$0	-	-	-	-	-	-	-	-
\$59	\$235	\$262	\$262	\$117	\$1,406	1	-	0	0	1	1	1	1
\$12,308	\$12,534	\$13,069	\$12,958	\$12,884	\$152,533	90	88	84	84	86	86	83	82

					Customer Count												
Aug-24	Sep-24	Oct-23	Nov-23	Dec-23	Total	Jan-24	Feb-24	Mar-24	Apr-24	May-24	Jun-24	Jul-24	Aug-24				
\$0	\$0	\$0	\$0	\$0	\$0	-	-	-	-	-	-	-	-				
\$0	\$0	\$0	\$0	\$0	\$0	-	-	-	-	-	-	-	-				
\$0	\$0	\$0	\$0	\$0	\$0	-	-	-	-	-	-	-	-				
\$0	\$0	\$0	\$0	\$0	\$0	-	-	-	-	-	-	-	-				
\$0	\$0	\$0	\$0	\$0	\$0	-	-	-	-	-	-	-	-				
\$42,796	\$43,236	\$41,574	\$41,375	\$40,907	\$506,789	335	315	316	324	322	324	323	321				
\$0	\$0	\$0	\$0	\$0	\$0	-	-	-	-	-	-	-	-				
\$0	\$0	\$0	\$0	\$0	\$0	-	-	-	-	-	-	-	-				
\$12,709	\$12,755	\$13,393	\$13,347	\$13,161	\$155,653	77	70	68	68	68	69	69	68				
\$1,125	\$1,125	\$1,116	\$1,116	\$1,116	\$13,459	3	3	3	3	3	3	3	3				
\$0	\$0	\$0	\$0	\$0	\$0	-	-	-	-	-	-	-	-				
\$42,857	\$43,735	\$39,838	\$40,132	\$40,073	\$500,073	186	178	175	179	179	180	179	181				
\$11,394	\$11,394	\$8,944	\$8,944	\$9,298	\$120,670	22	24	25	25	25	22	9	24				
\$9,970	\$9,970	\$7,768	\$7,944	\$9,886	\$115,156	15	14	14	14	14	14	14	14				
\$247	\$0	\$306	\$184	\$184	\$2,879	2	1	1	1	1	1	2	1				
\$7,689	\$7,462	\$6,727	\$7,175	\$7,175	\$86,535	17	16	16	16	16	15	17	17				
\$1,809	\$1,809	\$4,485	\$6,278	\$2,691	\$43,906	5	5	5	5	5	3	2	2				
\$21,967	\$22,286	\$20,839	\$20,839	\$20,839	\$253,668	36	33	33	33	33	33	33	35				
\$31,836	\$31,836	\$34,100	\$33,100	\$32,837	\$387,292	28	26	26	24	24	25	25	25				
\$11,461	\$10,347	\$13,261	\$13,261	\$13,261	\$144,946	8	7	6	6	6	6	6	6				
\$2,547	\$2,547	\$0	\$0	\$0	\$18,274	-	0	1	1	1	1	1	1				
\$0	\$0	\$0	\$0	\$0	\$66	-	-	1	-	-	-	1	-				
\$0	\$0	\$0	\$0	\$0	\$0	-	-	-	-	-	-	-	-				
\$0	\$0	\$0	\$0	\$0	\$0	-	-	-	-	-	-	-	-				
\$0	\$0	\$0	\$0	\$0	\$107	-	-	-	-	-	-	1	-				
\$0	\$0	\$0	\$0	\$0	\$0	-	-	-	-	-	-	-	-				
\$0	\$0	\$0	\$0	\$0	\$0	-	-	-	-	-	-	-	-				
\$0	\$0	\$0	\$0	\$0	\$0	-	-	-	-	-	-	-	-				
\$195	\$195	\$195	\$195	\$195	\$2,337	44	43	43	43	43	43	43	43				
\$1,174	\$1,174	\$1,174	\$1,174	\$1,174	\$14,078	70	66	67	67	67	67	67	67				
\$67	\$61	\$39	\$39	\$39	\$569	7	7	7	7	9	10	12	12				
\$0	\$0	\$0	\$0	\$0	\$0	-	-	-	-	-	-	-	-				
\$113	\$124	\$137	\$137	\$113	\$1,418	22	22	22	22	22	22	22	22				
\$1,069	\$934	\$1,887	\$2,012	\$1,315	\$16,532	351	205	204	226	272	286	329	213				
\$281	\$272	\$279	\$261	\$242	\$3,118	13	13	13	13	14	14	15	15				
\$0	\$0	\$0	\$0	\$0	\$0	-	-	-	-	-	-	-	-				
\$1,899	\$1,899	\$1,883	\$1,883	\$1,883	\$22,708	2	2	2	2	2	2	2	2				
\$277,232	\$277,134	\$270,888	\$272,137	\$269,762	\$3,297,823	3,134	3,056	3,018	3,046	3,046	2,981	2,972	2,986				
\$0	\$0	\$0	\$0	\$0	\$0	-	-	-	-	-	-	-	-				
\$594	\$594	\$432	\$432	\$432	\$6,035	-	-	8	9	11	11	11	11				
\$2,808	\$2,808	\$2,808	\$2,794	\$2,808	\$33,679	-	-	26	26	26	26	26	26				
\$0	\$0	\$0	\$0	\$0	\$0	-	-	-	-	-	-	-	-				
\$0	\$0	\$0	\$0	\$0	\$0	-	-	-	-	-	-	-	-				
\$1,685	\$1,685	\$1,820	\$1,685	\$1,685	\$20,555	-	-	11	10	10	10	10	10				
\$6,402	\$6,402	\$6,402	\$6,402	\$6,402	\$76,827	-	-	19	19	19	19	19	19				
\$3,538	\$3,538	\$3,033	\$3,538	\$3,538	\$41,952	-	-	7	7	7	7	7	7				
\$674	\$674	\$674	\$674	\$674	\$8,087	-	-	1	1	1	1	1	1				
\$1,123	\$1,123	\$0	\$0	\$0	\$10,105	-	-	43	43	43	43	43	43				
\$0	\$0	\$0	\$0	\$0	\$0	-	-	-	-	-	-	-	-				
\$57	\$57	\$57	\$57	\$57	\$666	5	4	4	4	3	4	4	4				
\$20,929	\$20,904	\$21,442	\$21,405	\$21,161	\$254,390	2,867	2,254	2,252	2,269	2,272	2,210	2,216	2,215				
\$1,533	\$1,533	\$1,150	\$1,149	\$1,125	\$15,590	1,500	1,500	1,500	1,499	2,044	2,044	2,044	2,044				
\$3,240	\$2,025	\$0	\$0	\$0	\$23,720	-	-	71	74	107	75	199	120				
\$3,303	\$3,303	\$2,696	\$2,758	\$2,758	\$34,114	-	-	586	584	583	583	583	583				
\$432	\$404	\$404	\$404	\$404	\$4,983	35	34	34	35	37	37	37	37				
\$648	\$648	\$644	\$648	\$648	\$7,794	38	37	38	37	37	37	37	37				

	12	13	14	15	16	17								
	8	9	10	11	12	Customer Count								
	Aug-24	Sep-24	Oct-23	Nov-23	Dec-23	Total	Jan-24	Feb-24	Mar-24	Apr-24	May-24	Jun-24	Jul-24	Aug-24
	\$0	\$2	\$0	\$0	\$1	\$7	-	-	-	-	-	-	-	-
	\$0	\$0	\$0	\$0	\$0	\$0	-	-	-	-	-	-	-	-
	\$0	\$0	\$0	\$0	\$0	\$0	-	-	-	-	-	-	-	-
	\$2,200	\$3,421	\$3,391	\$3,279	\$2,956	\$34,045	-	-	-	-	-	-	-	-
	\$0	\$0	\$0	\$0	\$0	\$0	-	-	-	-	-	-	-	-
	\$131	\$174	\$65	\$44	\$131	\$1,482	6	6	5	3	17	3	3	6
	\$0	\$0	\$0	\$0	\$0	\$0	-	-	-	-	-	-	-	-
	\$0	\$0	\$0	\$0	\$0	\$140	-	-	-	-	-	-	-	-
	\$2,331	\$3,598	\$3,456	\$3,323	\$3,089	\$35,674								
	\$2,331	\$3,598	\$3,456	\$3,323	\$3,089	\$35,674	-	-	-	-	-	-	-	-
	\$4,699,457	\$4,661,481	\$4,595,283	\$4,514,840	\$4,444,204	\$55,177,303	185,017	184,163	184,863	185,984	187,122	186,206	187,135	187,340

Number of Months 12

					MF Container		Container Counts						
Sep-24	Oct-23	Nov-23	Dec-23	Average	2019 Recycle	2019 Garbage	Cart Size	Can Size	Container Size	Quantity	Count		
-	-	-	-	-									\$0.86 \$ 0.05
62	48	68	60	60									\$9.22 \$ 0.57
9	17	14	8	12									\$16.54 \$ 1.02
-	1	(1)	2	0									\$14.40 \$ 0.89
1	-	-	-	0									\$21.53 \$ 1.33
45	38	41	37	46									\$26.76 \$ 1.66
20	62	33	13	31									\$23.10 \$ 1.43
<hr/>													
68,435	67,854	67,863	67,846	68,252							68,252		
67,868	67,271	67,277	67,262	875,162									
<hr/>													
176	185	186	185	180						1	180		\$14.18 \$ 2.13
68,076	66,687	66,714	66,664	67,189						1	67,189		\$9.45 \$ 1.42
494	528	518	513	509									\$9.45 \$ 1.42
125	126	129	125	126									\$5.91 \$ 0.89
52	58	56	57	54									\$5.55 \$ 0.83
-	-	-	-	-									\$0.00 \$ -
-	-	-	-	0									\$23.10 \$ 3.46
27	11	11	11	15									\$1.19 \$ 0.18
<hr/>													
68,746	67,400	67,418	67,363	67,878							67,369		
<hr/>													
42,519	41,389	41,305	41,232	41,648						1	41,648		\$7.18 \$ 0.51
-	-	-	-	-						1	-		\$0.00 \$ -
4	-	-	-	4									\$23.10 \$ 1.66
303	166	398	117	265									\$2.32 \$ 0.17
15	18	19	16	16									\$4.99 \$ 0.36
6	7	9	9	8									\$5.55 \$ 0.40
5	2	2	1	4									\$12.75 \$ 0.91
<hr/>													
42,519	41,389	41,305	41,232	41,648							41,648		\$1.19 \$ 0.09
<hr/>													
179,701	176,642	176,586	176,441	177,779									
<hr/>													
8	6	6	5	5	#VALUE!					1	5		\$17.76 \$ 1.10
-	-	-	-	-	#VALUE!					2	-		\$0.00 \$ -
-	-	-	-	-	#VALUE!					1	-		\$0.00 \$ -
-	-	-	-	-	#VALUE!					1	-		\$0.00 \$ -
-	-	-	-	-	#VALUE!					2	-		\$0.00 \$ -
-	-	-	-	-	#VALUE!					2	-		\$0.00 \$ -
-	-	-	-	-	#VALUE!					3	-		\$0.00 \$ -
-	-	-	-	-	#VALUE!					4	-		\$0.00 \$ -
59	58	60	60	60	#VALUE!					1	60		\$22.44 \$ 1.39
78	75	75	75	76	#VALUE!					1	76		\$33.47 \$ 2.07
123	102	102	99	107	#VALUE!					1	107		\$46.91 \$ 2.91
5	7	7	7	6	#VALUE!					1	6		\$108.08 \$ 6.69
308	320	318	316	317	#VALUE!					1	317		\$108.08 \$ 6.69
-	-	-	-	-	#VALUE!					1	-		\$216.15 \$ 13.39
5	5	5	5	5	#VALUE!					1	5		\$216.15 \$ 13.39
6	6	6	6	6	#VALUE!					1	6		\$324.23 \$ 20.08
-	-	-	-	-	#VALUE!					1	-		\$0.00 \$ -
2	2	2	1	1	#VALUE!					1	1		\$117.73 \$ 7.29
84	87	87	86	85	#VALUE!					1	85		\$149.64 \$ 9.27

Number of Months 12

Number of Months						MF Container		Container Counts						
Sep-24	Oct-23	Nov-23	Dec-23	Average		2019 Recycle	2019 Garbage	Cart Size	Can Size	Container Size	Quantity	Count		
2	1	1	3	2	#VALUE!						1	2	\$149.64	\$ 9.27
3	3	3	3	3	#VALUE!						1	3	\$299.29	\$ 18.54
-	-	-	-	-	#VALUE!						1	-	\$448.93	\$ 27.81
-	-	-	-	-	#VALUE!						1	-	\$0.00	\$ -
1	-	-	-	0	#VALUE!						1	0	\$159.34	\$ 9.87
22	24	23	22	23	#VALUE!						1	23	\$186.84	\$ 11.57
478	448	439	437	461	#VALUE!						1	461	\$186.84	\$ 11.57
4	3	2	2	3	#VALUE!						1	3	\$373.68	\$ 23.15
112	107	108	109	110	#VALUE!						1	110	\$373.68	\$ 23.15
2	2	2	2	2	#VALUE!						1	2	\$560.52	\$ 34.72
31	29	27	26	29	#VALUE!						1	29	\$560.52	\$ 34.72
-	1	3	3	1	#VALUE!						1	1	\$747.36	\$ 46.29
3	3	3	3	3	#VALUE!						1	3	\$934.20	\$ 57.86
-	-	-	-	-	#VALUE!						1	-	\$0.00	\$ -
14	8	5	8	14	#VALUE!						1	14	\$196.54	\$ 12.17
176	178	176	176	177	#VALUE!						1	177	\$351.16	\$ 21.75
30	31	30	31	30	#VALUE!						1	30	\$702.33	\$ 43.50
4	4	5	5	4	#VALUE!						1	4	\$1,053.49	\$ 65.25
1	1	1	1	1	#VALUE!						1	1	\$1,404.65	\$ 87.00
157	156	156	157	158	#VALUE!						1	158	\$485.18	\$ 30.05
129	118	118	118	121	#VALUE!						1	121	\$970.35	\$ 60.10
25	24	23	23	24	#VALUE!						1	24	\$1,455.53	\$ 90.15
3	2	2	2	2	#VALUE!						1	2	\$1,940.71	\$ 120.21
6	6	6	6	6	#VALUE!						1	6	\$2,425.88	\$ 150.26
8	9	9	4	8	#VALUE!						1	8	\$114.28	\$ 7.08
-	-	-	-	-	#VALUE!						1	-	\$0.00	\$ -
1	1	1	1	1	#VALUE!						1	1	\$399.49	\$ 24.74
-	-	-	-	-	#VALUE!						1	-	\$0.00	\$ -
-	-	-	-	-	#VALUE!						1	-	\$0.00	\$ -
-	-	-	-	-	#VALUE!						1	-	\$0.00	\$ -
1	1	1	1	1	#VALUE!						1	-	\$726.57	\$ 45.00
1	1	1	1	1	#VALUE!						1	-	\$1,168.75	\$ 72.39
1	1	1	1	1	#VALUE!						1	-	\$1,326.76	\$ 82.18
1	1	1	1	1	#VALUE!						1	-	\$664.91	\$ 41.18
2	1	2	1	1	#VALUE!						1	-	\$313.12	\$ 19.39
-	-	-	-	-	#VALUE!						1	-	\$0.00	\$ -
1	1	1	1	1	#VALUE!						1	-	\$2,572.80	\$ 159.36
1	1	1	1	1	#VALUE!						1	-	\$3,321.37	\$ 205.72
-	-	-	-	-	#VALUE!						1	-	\$0.00	\$ -
6	7	7	7	7	#VALUE!						1	-	\$5.55	\$ 0.34
3	3	2	3	3	#VALUE!						1	-	\$27.19	\$ 1.68
-	-	-	-	-	#VALUE!						1	-	\$27.19	\$ 1.68
2	-	-	-	0	#VALUE!						1	-	\$36.80	\$ 2.28
3	11	4	-	4	#VALUE!						1	-	\$45.39	\$ 2.81
-	-	-	-	0	#VALUE!						1	-	\$45.39	\$ 2.81
1	2	1	7	2	#VALUE!						1	-	\$83.33	\$ 5.16
-	-	-	-	-	#VALUE!						1	-	\$0.00	\$ -
-	-	-	-	-	#VALUE!						1	-	\$0.00	\$ -
-	3	2	2	3	#VALUE!						1	-	\$43.71	\$ 2.71
31	36	38	18	30	#VALUE!						1	-	\$4.99	\$ 0.31
637	394	566	544	518	#VALUE!						1	-	\$26.76	\$ 1.66
586	548	545	547	559	#VALUE!						1	-	\$4.85	\$ 0.30
177	175	177	177	226	#VALUE!						1	-	\$17.41	\$ 1.08
24	15	13	16	17	#VALUE!						1	-	\$43.71	\$ 2.71
12	9	9	16	11	#VALUE!						1	-	\$17.23	\$ 1.07
-	1	1	1	0	#VALUE!						1	-	\$4.85	\$ 0.30
-	-	-	-	-	#VALUE!						1	-	\$0.00	\$ -
-	-	-	-	-	#VALUE!						1	-	\$0.00	\$ -
13	14	14	14	14	#VALUE!						1	-	\$5.15	\$ 0.32
16	58	4	9	10	#VALUE!						1	-	\$103.97	\$ 6.44
-	-	-	-	-	#VALUE!						1	-	\$26.76	\$ 1.66
-	-	-	-	-	#VALUE!						1	-	\$0.00	\$ -

Number of Months **12**

Sep-24	Oct-23	Nov-23	Dec-23	Average
-	-	-	-	-
-	-	-	-	-
-	-	-	-	-
-	-	-	-	-
8	3	2	6	6
-	-	-	-	-
-	-	-	-	-
<hr/>				
<hr/>				
-	-	-	-	-
<hr/>				
187,574	184,488	184,334	184,155	185,698

MF Container	
2019 Recycle	2019 Garbage

Container Counts				
Cart Size	Can Size	Container Size	Quantity	Count

\$0.00 \$ -
 \$0.00 \$ -
 \$0.00 \$ -
 \$0.00 \$ -
 \$0.00 \$ -
 \$0.00 \$ -
 \$21.80 \$ 1.35
 \$0.00 \$ -
 \$0.00 \$ -

183,928

LOB	PI %	Adj	Adj PI %	Price Increase	LG	Variance	
MSW		6.13%	0.06%	6.19%	\$2,759,789	2,732,981	26,807
Recycling		14.24%	0.75%	14.99%	\$1,198,521	1,178,744	19,776
YW		6.94%	0.23%	7.17%	\$264,412	256,524	7,888

Medical		7.64%	0.27%	7.91%	\$14,272	13,817	454
Total							
\$ 0.91	\$	-			\$0.00		
\$ 9.79	\$	411.74			\$7,059.36		
\$ 17.56	\$	143.43			\$2,459.03		
\$ 15.29	\$	4.03			\$61.53		
\$ 22.86	\$	7.18			\$114.76		
\$ 28.42	\$	1,062.60			\$15,641.09		
\$ 24.53	\$	530.82			\$9,100.92		

\$1,817,739 \$25,380,889

\$ 16.31	\$	4,602.53			\$35,302.23		
\$ 10.87	\$	1,142,277.45			\$8,761,480.23		
\$ 10.87	\$	8,651.37			\$66,357.58		
\$ 6.80	\$	1,340.60			\$10,282.62		
\$ 6.38	\$	538.26			\$4,128.57		
\$ -	\$	-			\$0.00		
\$ 26.56	\$	3.46			\$26.56		
\$ 1.37	\$	32.00			\$245.45		

\$1,157,446 \$8,877,823 \$0

\$ 7.69	\$	257,280.21			\$3,845,694.80		
\$ -	\$	-			\$0.00		
\$ 24.76	\$	77.84			\$1,163.54		
\$ 2.49	\$	529.55			\$7,915.44		
\$ 5.35	\$	69.23			\$1,034.80		
\$ 5.95	\$	39.59			\$591.84		
\$ 13.66	\$	39.31			\$587.56		
\$ 1.28	\$	-			\$0.00		

\$258,036 \$3,856,988 \$0

\$ 18.86	\$	77	\$	1,232
\$ -	\$	-	\$	-
\$ -	\$	-	\$	-
\$ -	\$	-	\$	-
\$ -	\$	-	\$	-
\$ -	\$	-	\$	-
\$ -	\$	-	\$	-
\$ -	\$	-	\$	-
\$ 23.83	\$	1,096	\$	17,276
\$ 35.54	\$	2,050	\$	32,464
\$ 49.82	\$	4,003	\$	63,693
\$ 114.77	\$	546	\$	8,466
\$ 114.77	\$	27,872	\$	436,644
\$ 229.54	\$	-	\$	-
\$ 229.54	\$	908	\$	14,301
\$ 344.31	\$	1,650	\$	26,001
\$ -	\$	-	\$	-
\$ 125.02	\$	91	\$	1,497
\$ 158.91	\$	10,419	\$	162,952

LOB	PI %	Adj	Adj PI %	Price Increase	LG	Variance	
MSW	6.13%		0.06%	6.19%	\$2,759,789	2,732,981	26,807
Recycling	14.24%		0.75%	14.99%	\$1,198,521	1,178,744	19,776
YW	6.94%		0.23%	7.17%	\$264,412	256,524	7,888

Medical	7.64%		0.27%	7.91%	\$14,272	13,817	454
---------	-------	--	-------	-------	----------	--------	-----

Total							
\$ 158.91	\$	267	\$	4,027			
\$ 317.83	\$	661	\$	10,398			
\$ 476.74	\$	-	\$	-			
\$ -	\$	-	\$	-			
\$ 169.21	\$	27	\$	465			
\$ 198.41	\$	3,537	\$	55,162			
\$ 198.41	\$	70,015	\$	1,098,025			
\$ 396.83	\$	1,013	\$	16,250			
\$ 396.83	\$	33,355	\$	521,430			
\$ 595.24	\$	915	\$	14,308			
\$ 595.24	\$	13,257	\$	208,604			
\$ 793.65	\$	635	\$	8,709			
\$ 992.06	\$	2,328	\$	36,475			
\$ -	\$	-	\$	-			
\$ 208.71	\$	8,088	\$	34,140			
\$ 372.91	\$	50,839	\$	793,538			
\$ 745.83	\$	17,358	\$	271,617			
\$1,118.74	\$	3,622	\$	56,033			
\$1,491.65	\$	1,147	\$	17,927			
\$ 515.23	\$	62,637	\$	979,466			
\$1,030.45	\$	95,870	\$	1,500,992			
\$1,545.68	\$	28,255	\$	443,115			
\$2,060.92	\$	3,448	\$	54,330			
\$2,576.14	\$	11,372	\$	177,048			
\$ 121.36	\$	705	\$	10,942			
\$ -	\$	-	\$	-			
\$ 424.23	\$	327	\$	5,098			
\$ -	\$	-	\$	-			
\$ -	\$	-	\$	-			
\$ 771.57	\$	-	\$	-			
\$1,241.14	\$	967	\$	14,915			
\$1,408.94	\$	1,106	\$	16,932			
\$ 706.09	\$	554	\$	8,485			
\$ 332.51	\$	346	\$	5,643			
\$ -	\$	-	\$	-			
\$2,732.16	\$	2,118	\$	32,834			
\$3,527.09	\$	2,740	\$	42,387			
\$ -	\$	-	\$	-			
\$ 5.89	\$	28	\$	461			
\$ 28.87	\$	61	\$	983			
\$ 28.87	\$	-	\$	-			
\$ 39.08	\$	11	\$	158			
\$ 48.20	\$	135	\$	2,168			
\$ 48.20	\$	6	\$	96			
\$ 88.49	\$	157	\$	2,476			
\$ -	\$	0	\$	-			
\$ -	\$	-	\$	-			
\$ 46.42	\$	108	\$	1,857			
\$ 5.30	\$	128	\$	1,916			
\$ 28.42	\$	11,031	\$	176,590			
\$ 5.15	\$	2,068	\$	34,579			
\$ 18.49	\$	13,264	\$	50,154			
\$ 46.42	\$	553	\$	9,200			
\$ 18.30	\$	150	\$	2,510			
\$ 5.15	\$	1	\$	15			
\$ -	\$	-	\$	-			
\$ -	\$	-	\$	-			
\$ 5.47	\$	53	\$	887			
\$ 110.41	\$	752	\$	12,973			
\$ 28.42	\$	-	\$	-			
\$ -	\$	-	\$	-			

LOB	PI %	Adj	Adj PI %	Price Increase	LG	Variance	
MSW	6.13%		0.06%	6.19%	\$2,759,789	2,732,981	26,807
Recycling	14.24%		0.75%	14.99%	\$1,198,521	1,178,744	19,776
YW	6.94%		0.23%	7.17%	\$264,412	256,524	7,888

Medical	7.64%		0.27%	7.91%	\$14,272	13,817	454
---------	-------	--	-------	-------	----------	--------	-----

Total							
\$ 7.96	\$	-	\$	-			
\$ 11.13	\$	-	\$	-			
\$ -	\$	-	\$	-			
\$ -	\$	-	\$	-			
\$ -	\$	-	\$	-			
\$ 141.58	\$	35,847	\$	542,637			
\$ 283.16	\$	-	\$	-			
\$ 151.84	\$	-	\$	-			
\$ 199.20	\$	11,122	\$	166,775			
\$ 398.39	\$	958	\$	14,417			
\$ 597.58	\$	-	\$	-			
\$ 252.07	\$	35,658	\$	535,730			
\$ 504.14	\$	8,597	\$	129,267			
\$ 756.22	\$	8,269	\$	123,425			
\$ 262.37	\$	223	\$	3,102			
\$ 480.28	\$	6,203	\$	92,738			
\$ 960.57	\$	3,247	\$	47,152			
\$ 676.17	\$	18,212	\$	271,881			
\$1,352.33	\$	27,928	\$	415,220			
\$2,028.49	\$	10,559	\$	155,505			
\$2,704.66	\$	1,141	\$	19,415			
\$ -	\$	-	\$	-			
\$ 35.07	\$	4	\$	70			
\$ 48.38	\$	-	\$	-			
\$ 60.59	\$	-	\$	-			
\$ 113.28	\$	7	\$	113			
\$ 158.54	\$	-	\$	-			
\$ -	\$	-	\$	-			
\$ -	\$	-	\$	-			
\$ 4.81	\$	149	\$	2,486			
\$ 18.49	\$	898	\$	14,976			
\$ 5.89	\$	36	\$	605			
\$ -	\$	-	\$	-			
\$ 5.47	\$	90	\$	1,508			
\$ 5.33	\$	1,120	\$	17,653			
\$ 19.91	\$	207	\$	3,325			
\$ 209.49	\$	-	\$	-			
\$1,008.29	\$	1,623	\$	24,331			
		\$231,780		\$3,529,603	\$0	\$0	

\$ -	\$	-	\$	-
\$ 62.10	\$	(89)	\$	5,946
\$ 124.18	\$	(1,408)	\$	32,271
\$ 186.28	\$	-	\$	-
\$ -	\$	-	\$	-
\$ 193.74	\$	(793)	\$	19,761
\$ 387.48	\$	(3,206)	\$	73,621
\$ 581.22	\$	(1,848)	\$	40,104
\$ 774.95	\$	(337)	\$	7,750
\$ 30.02	\$	(1,067)	\$	9,037
\$ 8.62	\$	-	\$	-
\$ 16.31	\$	118	\$	784
\$ 10.87	\$	44,864	\$	299,255
\$ 0.86	\$	2,337	\$	17,927
\$ 31.05	\$	(1,381)	\$	22,339
\$ 6.52	\$	1,943	\$	36,057
\$ 13.42	\$	741	\$	5,724
\$ 20.16	\$	1,184	\$	8,978

LOB	PI %	Adj	Adj PI %	Price Increase	LG	Variance	
MSW		6.13%	0.06%	6.19%	\$2,759,789	2,732,981	26,807
Recycling		14.24%	0.75%	14.99%	\$1,198,521	1,178,744	19,776
YW		6.94%	0.23%	7.17%	\$264,412	256,524	7,888

Medical		7.64%	0.27%	7.91%	\$14,272	13,817	454
Total							

\$	-	\$	-	\$	7
\$	-	\$	-	\$	-
\$	-	\$	-	\$	-
\$	-	\$	-	\$	34,045
\$	-	\$	-	\$	-
\$	23.15	\$	92	\$	1,574
\$	-	\$	-	\$	-
\$	-	\$	-	\$	140
		<u>\$92</u>		<u>\$35,766</u>	

Building Square Footage			Number of Trucks		
Office	15,020	47%	Murrey's	110	77%
Shop	16,644	53%	DM	33	23%
	31,664			143	100%
Land Usage Square Footage					
Office	15,020				
Office Parking	18,438				
	33,458	22%			
Shop	16,644	11%			
Operations Parking	90,138	59%			
Transfer Station	11,500	8%			
Total	151,740				

Murrey's Disposal Company, Inc. American Disposal Company, Inc. FOUR-FACTOR ALLOCATION METHOD						
Description	Murrey's	American	Vashon	DM	Total	Check
A	B	C	C	D	E	
Shared Facilities and Related Expenses 4-Factor Allocator						
Tonnage	130,703		-	8,807	139,510	
Percentage of Tonnage	93.69%		0.00%	6.31%	100.00%	0.0%
Total Number of Customers	267,094	-	4,480	3,609	275,183	
Percentage of Customers	97.1%		1.6%	1.3%	100.0%	0.0%
Driver's Hours	4,685.23		120.29	1,059.61	5,865.13	
Percentage of Driver's Hours	79.9%		2.1%	18.1%	100.0%	0.0%
Total Company F	270.6%	0.0%	3.7%	25.7%	300.0%	
Total Company I	90.2%	0.0%	1.2%	8.6%	100.0%	
Total Murrey's a	90.2%					

Depreciation Summary

Equipment	Cost	Salvage	Depr Cost	Test Year Depr	Beginning Accum Depr 4/1/2024	Ending Accum Depr 3/31/2025	Average Investment 5/31/2022
Trucks							
Garbage	24,903,911	-	24,903,911	2,287,933	9,421,011	11,709,012	13,092,172
Delivery Trucks	1,002,757	-	1,002,757	78,746	516,552	595,298	407,458
TF	1,119,737	-	1,119,737	102,340	490,198	598,904	520,833
Roll-off	1,580,225	1,091	1,579,134	95,334	105,382	116,166	377,887
Grizzly	532,375	-	532,375	41,528	277,640	326,880	205,495
Recycling/YW	1,321,508	-	1,321,508	87,980	764,032	852,013	469,495
MF Recycle	11,455,893	448	11,455,445	532,146	9,629,612	10,264,111	1,191,782
Medical Waste	38,687	898	37,789	710	36,202	36,912	1,775
Total Trucks	41,955,093	2,437	41,952,656	3,226,717	21,240,629	24,499,296	16,266,896
Containers:							
Containers	3,297,453	-	3,297,453	182,971	1,856,600	1,953,771	1,255,889
Garbage Carts	3,914,747	-	3,914,747	320,713	2,352,141	2,686,614	1,228,133
Drop Boxes	3,646,482	-	3,646,482	140,485	2,920,768	3,064,986	581,496
Recycling (Murrey's Only)	1,292,121	-	1,292,121	2,794	1,284,520	1,291,888	233
Recycling (shared)	1,255,122	-	1,255,122	113,963	821,959	946,357	308,764
Multi-Family	73,196	-	73,196	2,616	57,284	59,900	13,297
Yard Waste	3,754,397	-	3,754,397	198,031	188,425	277,270	399,536
Automation Carts	2,389,472	-	2,389,472	-	2,361,446	2,389,472	-
Total Cont, Carts,Totes	19,622,990	-	19,622,990	961,572	11,843,141	12,670,259	3,787,349

Service Equipment	725,072	-	725,072	58,688	419,232	530,062	195,010
Shop Equipment	1,362,964	-	1,362,964	133,025	666,052	800,147	562,817
Office Equipment	184,090	-	184,090	4,484	176,400	181,488	2,602
Building	15,641,743	-	15,641,743	819,421	4,478,134	5,297,555	10,344,188
Public Recycling Drop Site	379,514	-	379,514	37,951	-	37,951	341,563
Fuel Island	992,087	-	992,087	99,209	165,780	264,989	727,099
T-Station Building	3,925,488	-	3,925,488	212,903	2,958,119	3,171,022	754,466
Recycling Bunker	710,636	-	710,636	35,532	198,386	233,918	476,718
Land - Shop/T-stn	724,910	-	724,910	-	-	-	724,910
Land - New Office	924,900	-	924,900	-	-	-	924,900
Total Equipment & buildi	25,571,404	-	25,571,404	1,401,212	9,062,103	10,517,131	15,054,272
Grand Total	87,149,486	2,437	87,147,049	5,589,502	42,145,874	47,686,687	35,108,517

Step 1: Allocate Office and Land into functional "buckets" based on Square Footage

	Cost	Salvage	Depr	Test Year Depr	Beginning Accum Depr	Ending Accum Depr	Average Investment
Building - Office	7,419,750	-	7,419,750	388,697	2,124,229	2,512,926	4,906,825
Building - Shop	8,221,992	-	8,221,992	430,724	2,353,905	2,784,629	5,437,363
	15,641,743	-	15,641,743	819,421	4,478,134	5,297,555	10,344,188
Land - Office	363,776	-	363,776	-	-	-	363,776
Land - Shop	180,964	-	180,964	-	-	-	180,964
Land - Ops. Parking	980,035	-	980,035	-	-	-	980,035
Land - Transfer Station	125,035	-	125,035	-	-	-	125,035
	1,649,810	-	1,649,810	-	-	-	1,649,810
TOTAL	17,291,553	-	17,291,553	819,421	4,478,134	5,297,555	11,993,998

TacomaH Allocations						TacomaH Allocators				Reg/Non-Reg Allocation				Murrey's Allocators		
Murrey's		Vashon		DM Disposal		Allocator	Allocators			Murrey's Depreciation		Murrey's Avg Investment		Allocators		
Depreciation	Average Investment	Depreciation	Average Investment	Depreciation	Average Investment		Murrey's	Vashon	DM Disposal	Regulated \$	Non-Regulated \$	Regulated \$	Non-Regulated \$	Allocator	Regulated %	Non-Regulated %
2,287,933	13,092,172					Actual			1,566,066	721,867	8,961,451	4,130,721	Route Hours - MSW	68%	32%	
77,513	401,078			1,233	6,380	Container Count	98%	2%	53,700	23,813	277,861	123,217	Container Count	69%	31%	
67,123	341,607			35,216	179,225	T Stn Tons	66%	34%	40,111	27,012	204,136	137,471	T Stn Tons	60%	40%	
95,334	377,887					Actual			80,277	15,056	318,206	59,681	Route Hours - RO	84%	16%	
38,907	192,522			2,622	12,973	T Stn Tons	94%	6%	23,250	15,657	115,047	77,475	T Stn Tons	60%	40%	
87,980	469,495					Actual			55,612	32,368	296,767	172,728	Route Hours - Rec/YW	63%	37%	
532,146	1,191,782					Actual			525,689	6,457	1,177,320	14,462	MF Rec Route Hours	99%	1%	
710	1,775					Actual			710	-	1,775	-	Actual	100%	0%	
3,187,646	16,068,318	-	-	39,071	198,578				2,345,415	842,232	11,352,563	4,715,755				
173,182	1,188,704	9,788	67,185	-	-	Cont Count - Containers	95%	5%	102,484	70,698	703,440	485,265	Cont Count - Containers	59%	41%	
320,713	1,228,133			-	-	Cont Count - MSW	100%	0%	227,406	93,307	870,825	357,309	Cont Count - MSW Cart	71%	29%	
140,485	581,496			-	-	Cont Count - RO	100%	0%	112,024	28,462	463,688	117,808	Container Count - RO	80%	20%	
2,794	233			-	-	Cont Count - Recycle	100%	0%	2,794	-	233	-	Cont Count - Recycle	100%		
112,073	303,643	1,890	5,121	-	-	Customer Count	98%	2%	78,283	33,790	212,094	91,549	Cont Count - Recycle	70%	30%	
2,616	13,297			-	-	Customer Count	100%	0%	2,480	136	12,606	690	Cont Count - MF	95%	5%	
198,031	399,536			-	-	Customer Count	100%	0%	131,490	66,541	265,288	134,249	Container Count - YW	66%	34%	
-	-			-	-	Murrey's Only	100%	0%	-	-	-	-	Cont Count - MSW	100%		
949,894	3,715,043	11,678	72,306	-	-				656,960	292,933	2,528,173	1,186,870				

INFORMATION IN RED BORDERS IS CONFIDENTIAL PER WAC 480-07-160


58,688	195,010			-	-	Actual	100%	0%	39,422	19,266	130,991	64,018	Route Hours	67%	33%	
106,264	449,594	2,728	11,543	24,033	101,680	Route Hours	80%	2%	18%	71,380	34,885	302,000	147,594	Route Hours	67%	33%
4,352	2,526	73	42	59	34	Customer Count	97%	2%	1%	3,044	1,308	1,767	759	Customer Counts	70%	30%
694,719	8,769,972	13,601	171,692	111,102	1,402,523	See Below				485,969	208,749	6,134,768	2,635,204	Customer Counts	70%	30%
37,951	341,563					Actual				26,548	11,404	238,930	102,633	Customer Counts	70%	30%
80,910	592,989			18,299	134,110	Route Hours	82%		18%	54,349	26,561	398,321	194,668	Route Hours	67%	33%
199,462	706,837			13,440	47,628	T-stn tons	94%		6%	119,194	80,268	422,389	284,448	T-Stn Tons	60%	40%
23,305	312,673			12,227	164,045	Recycle Tons	66%		34%	15,550	7,755	208,626	104,048	Recycle Tons	67%	33%
-	1,015,574	-	3,712	-	266,749	See Below				-	-	682,178	333,396	Route Hours	67%	33%
-	328,163	-	4,461	-	31,152	See Below				-	-	220,432	107,730	Customer Counts	67%	33%
1,205,651	12,714,901	16,402	191,451	179,159	2,147,921					815,455	390,197	8,740,402	3,974,499			
5,343,191	32,498,262	28,080	263,757	218,230	2,346,499					3,817,830	1,525,362	22,621,138	9,877,124			
		Garbage	Recycling													
Vashon Avg. Investment		-	-	263,757												

350,644	4,426,454	4,767	60,174	33,286	420,198	4-Factor	0
344,074	4,343,518	8,834	111,519	77,816	982,326	Shop Hours	-
-	328,163	-	4,461	-	31,152	4-Factor	-
-	144,559	-	3,712	-	32,693	Shop Hours	-
-	753,873	-	-	-	226,162	# of Trucks	-
-	117,142	-	-	-	7,893	T-stn tons	-

LOB Allocation								Murrey	
Depreciaton				Average Investment				Allc	
MSW	Recycle	YW	Med Waste	MSW	Recycle	YW	Med Waste	Allocator	MSW %
1,566,066	-	-	-	8,961,451	-	-	-	Actual	100%
21,454	19,701	12,465	80	111,010	101,941	64,497	413	Container Count	40%
34,359	5,752	-	-	174,863	29,274	-	-	T Stn Tons	86%
80,277	-	-	-	318,206	-	-	-	Actual	100%
19,916	3,334	-	-	98,549	16,498	-	-	T Stn Tons	86%
-	39,263	16,349	-	-	209,522	87,245	-	Route Hours - Rec/YW	0%
-	525,689	-	-	-	1,177,320	-	-	Actual	0%
-	-	-	710	-	-	-	1,775	Actual	0%
1,722,072	593,739	28,814	790	9,664,079	1,534,555	151,742	2,187		
102,484	-	-	-	703,440	-	-	-	Actual	100%
227,406	-	-	-	870,825	-	-	-	Actual	100%
112,024	-	-	-	463,688	-	-	-	Actual	100%
-	2,794	-	-	-	233	-	-	Actual	0%
-	78,283	-	-	-	212,094	-	-	Actual	0%
2,409	71	-	-	12,244	363	-	-	Cont Count - MF	97%
-	-	131,490	-	-	-	265,288	-	Actual	0%
-	-	-	-	-	-	-	-	Actual	100%
444,322	81,148	131,490	-	2,050,196	212,690	265,288	-		

24,756	10,433	3,988	-	82,260	34,667	13,252	-	812	Route Hours	63%
44,825	18,891	7,221	244	189,651	79,924	30,553	1,872	1,872	Route Hours	63%
1,198	1,145	695	5	696	664	404	3	3	Customer Counts	39%
191,326	182,755	111,013	875	2,415,259	2,307,055	1,401,403	11,051	11,051	Customer Counts	39%
-	26,548	-	-	-	238,930	-	-	-	Actual	0%
34,130	14,383	5,498	337	250,139	105,416	40,297	2,469	2,469	Route Hours	63%
102,101	17,093	-	-	361,817	60,572	-	-	-	T-Stn Tons	86%
-	15,550	-	-	-	208,626	-	-	-	Actual	0%
-	-	-	-	428,397	180,539	69,015	4,228	4,228	Route Hours	63%
-	-	-	-	86,784	82,896	50,355	397	397	Customer Counts	39%
398,337	286,797	128,416	1,905	3,815,002	3,299,288	1,605,279	20,832	20,832		
2,564,731	961,684	288,720	2,694	15,529,277	5,046,533	2,022,309	23,019	23,019		

Murrey's Disposal
Oct 2023 - Sept 2024
Routed Disposal Schedule

A large black rectangular area with a red border, representing redacted content. This area covers the majority of the page below the header, indicating that the information contained within is confidential.


Journal Entry Query Tool
v5.15

NOTE: Ctrl+Shift+J to pull data

Date Range:
From: 2023-12
To: 2024-11

Other Criteria
Districts: 2111,2132,2140
Accts: 52142
System:
Subsystem:

V
A




Journal Entry Query Tool
v5.15

NOTE: Ctrl+Shift+J to pull data

Date Range:
From: 2023-12
To: 2024-11

Other Criteria
Districts: 2111,2132,2140
Accts: 52142
System:
Subsystem:

V
A




Journal Entry Query Tool
v5.15

NOTE: Ctrl+Shift+J to pull data

Date Range:
From: 2023-12
To: 2024-11

Other Criteria
Districts: 2111,2132,2140
Accts: 52142
System:
Subsystem:

V
A




Journal Entry Query Tool
v5.15

NOTE: Ctrl+Shift+J to pull data

Date Range:
From: 2023-12
To: 2024-11

Other Criteria
Districts: 2111,2132,2140
Accts: 52142
System:
Subsystem:

V
A




Journal Entry Query Tool
v5.15

NOTE: Ctrl+Shift+J to pull data

Date Range:
From: 2023-12
To: 2024-11

Other Criteria
Districts: 2111,2132,2140
Accts: 52142
System:
Subsystem:

V
A



Journal Entry Query Tool
v5.15

NOTE: Ctrl+Shift+J to pull data

Date Range:
From: 2023-12
To: 2024-11

Other Criteria
Districts: 2111,2132,2140
Accts: 52142
System:
Subsystem:




Journal Entry Query Tool
v5.15

NOTE: Ctrl+Shift+J to pull data

Date Range:
From: 2023-12
To: 2024-11

Other Criteria
Districts: 2111,2132,2140
Accts: 52142
System:
Subsystem:

V
A




Journal Entry Query Tool
v5.15

NOTE: Ctrl+Shift+J to pull data

Date Range:
From: 2023-12
To: 2024-11

Other Criteria
Districts: 2111,2132,2140
Accts: 52142
System:
Subsystem:

V
A




Journal Entry Query Tool
v5.15

NOTE: Ctrl+Shift+J to pull data

Date Range:
From: 2023-12
To: 2024-11

Other Criteria
Districts: 2111,2132,2140
Accts: 52142
System:
Subsystem:

V
A




Journal Entry Query Tool
v5.15

NOTE: Ctrl+Shift+J to pull data

Date Range:
From: 2023-12
To: 2024-11

Other Criteria
Districts: 2111,2132,2140
Accts: 52142
System:
Subsystem:

V
A




Journal Entry Query Tool
v5.15

NOTE: Ctrl+Shift+J to pull data

Date Range:
From: 2023-12
To: 2024-11

Other Criteria
Districts: 2111,2132,2140
Accts: 52142
System:
Subsystem:

V
A




Journal Entry Query Tool
v5.15

NOTE: Ctrl+Shift+J to pull data

Date Range:
From: 2023-12
To: 2024-11

Other Criteria
Districts: 2111,2132,2140
Accts: 52142
System:
Subsystem:

V
A



Journal Entry Query Tool

v5.15

NOTE: Ctrl+Shift+J to pull data

Date Range:
From: 2023-12
To: 2024-11

Other Criteria
Districts: 2111,2132,2140
Accts: 52142
System:
Subsystem:

V
A



Journal Entry Q

v5.15

Vendor Code: _____ Company: _____
Account From: _____
Amount To: _____
Posting: All

--	--

Journal Entry Q

v5.15

Vendor Code: _____ Company: _____
Account From: _____
Amount To: _____
Posting: All

--	--

Journal Entry Q

v5.15

Vendor Code: _____ Company: _____
Account From: _____
Amount To: _____
Posting: All

--	--

Journal Entry Q

v5.15

Vendor Code: _____ Company: _____
Account From: _____
Amount To: _____
Posting: All

--	--

Journal Entry Q

v5.15

Vendor Code: _____ Company: _____
Account From: _____
Amount To: _____
Posting: All

--	--

Journal Entry Q

v5.15

Vendor Code: _____ Company: _____
Account From: _____
Amount To: _____
Posting: All

--	--

Journal Entry Q

v5.15

Vendor Code: _____ Company: _____
Account From: _____
Amount To: _____
Posting: All

--	--

Journal Entry Q

v5.15

Vendor Code: _____ Company: _____
Account From: _____
Amount To: _____
Posting: All

--	--

Journal Entry Q

v5.15

Vendor Code: _____ Company: _____
Account From: _____
Amount To: _____
Posting: All

--	--

Journal Entry Q

v5.15

Vendor Code: _____ Company: _____
Account From: _____
Amount To: _____
Posting: All

--	--

Journal Entry Q

v5.15

Vendor Code: _____ Company: _____
Account From: _____
Amount To: _____
Posting: All

--	--

Journal Entry Q

v5.15

Vendor Code: _____ Company: _____
Account From: _____
Amount To: _____
Posting: All

--	--

Journal Entry Q

v5.15


Vendor Code: _____ Company: _____
Account From: _____
Amount To: _____
Posting: All

--	--

Total Gallons			
DMR	Vashon	Murreys	

Murreys Disposal
Payroll Summary
October 2023-September 2024


PAYROLL SUMMARY





Murreys
Payroll Schedule
Test Year Ended September 2024


[REDACTED]


--
--


A large rectangular area of the document is completely redacted with a solid black fill. This redaction covers the majority of the page's content, leaving only the header and a small portion of the top-left corner visible. The redacted area is bounded by a thin red line on its top, left, and right sides.



































Waste Connections, Inc.
BS Close Report
2023-09

Districts/Grouping: 2111,2131
Exclude IC:

System:
SubSystem:

(drill)

(drill)


(drill)

(drill)

(drill)

(drill)

(drill)



Waste Connections, Inc.
BS Close Report
2023-09

Districts/Grouping: 2111,2131
Exclude IC:

System:
SubSystem:

(drill)

(drill)


(drill)

(drill)

(drill)

(drill)

(drill)



Waste Connections, Inc.
BS Close Report
2023-09

Districts/Grouping: 2111,2131
Exclude IC:

System:
SubSystem:

(drill)

(drill)

(drill)

(drill)

(drill)

(drill)

(drill)



Waste Connections, Inc.
BS Close Report
2023-09

Districts/Grouping: 2111,2131
Exclude IC:

System:
SubSystem:

(drill)

(drill)


(drill)

(drill)

(drill)

(drill)

(drill)



Waste Connections, Inc.
BS Close Report
[2024-09](#)

Districts/Grouping: [2111,2131](#)
Exclude IC:

System:
SubSystem:

(drill)

(drill)


(drill)

(drill)

(drill)

(drill)

(drill)



Waste Connections, Inc.
BS Close Report
2024-09

Districts/Grouping: 2111,2131
Exclude IC:

System:
SubSystem:

(drill)

(drill)


(drill)

(drill)

(drill)

(drill)

(drill)



Waste Connections, Inc.
BS Close Report
2024-09

Districts/Grouping: 2111,2131
Exclude IC:

System:
SubSystem:

(drill)

(drill)

(drill)

(drill)

(drill)

(drill)

(drill)



Waste Connections, Inc.
BS Close Report
2024-09

Districts/Grouping: 2111,2131
Exclude IC:

System:
SubSystem:

(drill)

(drill)


(drill)

(drill)

(drill)

(drill)

(drill)



Waste Connections, Inc.
BS Close Report
2023-09

Districts/Grouping: 2132
Exclude IC:

System:
SubSystem:

(drill)

(drill)


(drill)

(drill)

(drill)

(drill)

(drill)



Waste Connections, Inc.
BS Close Report
2023-09

Districts/Grouping: 2132
Exclude IC:

System:
SubSystem:

(drill)

(drill)

(drill)

(drill)

(drill)

(drill)

(drill)



Waste Connections, Inc.
BS Close Report
2023-09

Districts/Grouping: 2132
Exclude IC:

System:
SubSystem:

(drill)

(drill)

(drill)

(drill)

(drill)

(drill)

(drill)



Waste Connections, Inc.
BS Close Report
2024-09

Districts/Grouping: 2132
Exclude IC:

System:
SubSystem:

(drill)

(drill)

(drill)

(drill)

(drill)

(drill)

(drill)



Waste Connections, Inc.
BS Close Report
[2024-09](#)

Districts/Grouping: 2132
Exclude IC:

System:
SubSystem:

(drill)

(drill)

(drill)

(drill)

(drill)

(drill)

(drill)



Waste Connections, Inc.
BS Close Report
2024-09

Districts/Grouping: 2132
Exclude IC:

System:
SubSystem:

(drill)

(drill)

(drill)

(drill)

(drill)

(drill)

(drill)





Acct	AcctName	Act(-11)	Act(-10)	Act(-9)	Act(-8)	Act(-7)	Act(-6)	Act(-5)	Act(-4)	Act(-3)	Act(-2)	Act(-1)	Act
		-	-	-	-	-	-	-	-	-	-	-	-
		2023-10	2023-11	2023-12	2024-01	2024-02	2024-03	2024-04	2024-05	2024-06	2024-07	2024-08	2024-09


Waste Connections, Inc.
BS Close Report
2024-09

Districts/Grouping: 2140

Exclude IC:
System:







#	FullAcct	date_applied	balance_usd	balance_cad	currencycode	Journal	pstd	journal_description	User	TypeCode	vendor_code	OneTime
Formulas												
> FreezePanels is ready.												
OK!: ReportRange Formula OK [Action{}]												
Entries Shown Limit Setup: 10000												
Other												

Journal Entry Query Tool

v5.15

NOTE: Ctrl+Shift+J to pull data

Date Range:

From: 2019-10

To: 2024-09

Districts: 2111,2131,2132,2140

Accts: 59326,59327,59328,59329

System:

Subsystem:



Journal Entry Query Tool
v5.15


NOTE: Ctrl+Shift+J to pull data

Date Range:

From: 2019-10
To: 2024-09

Districts: 2111,2131,2132,2140
Accts: 59326,59327,59328,5

System:
Subsystem:



Journal Entry Query Tool
v5.15


NOTE: Ctrl+Shift+J to pull data

Date Range:

From: 2019-10
To: 2024-09

Districts: 2111,2131,2132,2140
Accts: 59326,59327,59328,5

System:
Subsystem:



Journal Entry Query Tool
v5.15


NOTE: Ctrl+Shift+J to pull data

Date Range:

From: 2019-10
To: 2024-09

Districts: 2111,2131,2132,2140
Accts: 59326,59327,59328,5

System:
Subsystem:



Journal Entry Query Tool
v5.15


NOTE: Ctrl+Shift+J to pull data

Date Range:

From: 2019-10
To: 2024-09

Districts: 2111,2131,2132,2140
Accts: 59326,59327,59328,5

System:
Subsystem:



Journal Entry Query Tool
v5.15


NOTE: Ctrl+Shift+J to pull data

Date Range:

From: 2019-10
To: 2024-09

Districts: 2111,2131,2132,2140
Accts: 59326,59327,59328,5

System:
Subsystem:



Journal Entry Query Tool
v5.15


NOTE: Ctrl+Shift+J to pull data

Date Range:

From: 2019-10
To: 2024-09

Districts: 2111,2131,2132,2140
Accts: 59326,59327,59328,5

System:
Subsystem:



Journal Entry Query Tool
v5.15


NOTE: Ctrl+Shift+J to pull data

Date Range:

From: 2019-10
To: 2024-09

Districts: 2111,2131,2132,2140
Accts: 59326,59327,59328,5

System:
Subsystem:



Journal Entry Query Tool
v5.15


NOTE: Ctrl+Shift+J to pull data

Date Range:

From: 2019-10
To: 2024-09

Districts: 2111,2131,2132,2140
Accts: 59326,59327,59328,5

System:
Subsystem:



Journal Entry Query Tool
v5.15


NOTE: Ctrl+Shift+J to pull data

Date Range:

From: 2019-10
To: 2024-09

Districts: 2111,2131,2132,2140
Accts: 59326,59327,59328,5

System:
Subsystem:



Journal Entry Query Tool
v5.15


NOTE: Ctrl+Shift+J to pull data

Date Range:

From: 2019-10
To: 2024-09

Districts: 2111,2131,2132,2140
Accts: 59326,59327,59328,5

System:
Subsystem:



Journal Entry Query Tool
v5.15


NOTE: Ctrl+Shift+J to pull data

Date Range:

From: 2019-10
To: 2024-09

Districts: 2111,2131,2132,2140
Accts: 59326,59327,59328,5

System:
Subsystem:



Journal Entry Query Tool

v5.15

NOTE: Ctrl+Shift+J to pull data

Date Range:

From: 2019-10

To: 2024-09

Districts: 2111,2131,2132,2140

Accts: 59326,59327,59328,5

System:


Subsystem:

Journal Entry Q

v5.15

Other Criteria

Vendor Code: Company: Corp
Amount From:
Amount To:
Posting: All




Journal Entry Q

v5.15

Other Criteria

Vendor Code: Company: Corp
Amount From:
Amount To:
Posting: All




Journal Entry Q

v5.15

Other Criteria

Vendor Code: Company: Corp
Amount From:
Amount To:
Posting: All




Journal Entry Q

v5.15

Other Criteria

Vendor Code: Company: Corp
Amount From:
Amount To:
Posting: All




Journal Entry Q

v5.15

Other Criteria

Vendor Code: Company: Corp
Amount From:
Amount To:
Posting: All




Journal Entry Q

v5.15

Other Criteria

Vendor Code: Company: Corp
Amount From:
Amount To:
Posting: All




Journal Entry Q

v5.15

Other Criteria

Vendor Code: Company: Corp
Amount From:
Amount To:
Posting: All




Journal Entry Q

v5.15

Other Criteria

Vendor Code: Company: Corp
Amount From:
Amount To:
Posting: All




Journal Entry Q

v5.15

Other Criteria

Vendor Code: Company: Corp
Amount From:
Amount To:
Posting: All




Journal Entry Q

v5.15

Other Criteria

Vendor Code: Company: Corp
Amount From:
Amount To:
Posting: All




Journal Entry Q

v5.15

Other Criteria

Vendor Code: Company: Corp
Amount From:
Amount To:
Posting: All



Journal Entry Q

v5.15

Other Criteria


Vendor Code: Company: Corp
Amount From:
Amount To:
Posting: All

The table content is almost entirely obscured by a large black redaction box. Only a few small rectangular areas on the left side are visible, representing the table's columns.

FullAcct	seq4_cx staged_Staged_I Stager Staged_District	Comp: BookID FiscalYe: FiscalPe
mulas		
> jFreezePanels is ready		
OK!; ReportRange Forr		
Entries Shown Limit S		
ier		

Journal Entry Q


v5.15




Journal Entry Q
v5.15



Journal Entry Q
v5.15




Journal Entry Q
v5.15




Journal Entry Q
v5.15




Journal Entry Q
v5.15




Journal Entry Q
v5.15



Journal Entry Q
v5.15




Journal Entry Q
v5.15




Journal Entry Q
v5.15



Journal Entry Q
v5.15



Journal Entry Q
v5.15



Journal Entry Query Tool
v5.15

NOTE: Ctrl+Shift+J to pull data

Date Range:
From: 2019-10
To: 2024-09

Other Criteria
Districts: 2111,2131,2132,2140 Vendor Code: Company: Corp
Accts: 59343,59344 Amount From:
System: Amount To:
Subsystem: Posting: All




Journal Entry Query Tool
v5.15

NOTE: Ctrl+Shift+J to pull data

Date Range:
From: 2019-10
To: 2024-09

Other Criteria
Districts: 2111,2131,2132,2140 Vendor Code: Company: Corp
Accts: 59343,59344 Amount From:
System: Amount To:
Subsystem: Posting: All




Journal Entry Query Tool
v5.15

NOTE: Ctrl+Shift+J to pull data

Date Range:
From: 2019-10
To: 2024-09

Other Criteria
Districts: 2111,2131,2132,2140 Vendor Code: Company: Corp
Accts: 59343,59344 Amount From:
System: Amount To:
Subsystem: Posting: All




Journal Entry Query Tool
v5.15

NOTE: Ctrl+Shift+J to pull data

Date Range:
From: 2019-10
To: 2024-09

Other Criteria
Districts: 2111,2131,2132,2140 Vendor Code: Company: Corp
Accts: 59343,59344 Amount From:
System: Amount To:
Subsystem: Posting: All




Journal Entry Query Tool
v5.15


NOTE: Ctrl+Shift+J to pull data

Date Range:
From: 2019-10
To: 2024-09

Other Criteria
Districts: 2111,2131,2132,2140 Vendor Code: Company: Corp
Accts: 59343,59344 Amount From:
System: Amount To:
Subsystem: Posting: All




Journal Entry Q
v5.15

A large black rectangular area with a red border, representing redacted content. The area is completely solid black, obscuring any text or data that might have been present. It occupies the majority of the page's width and height.


Journal Entry Q
v5.15




Journal Entry Q
v5.15

A large black rectangular area with a red border, representing redacted content. The area is completely solid black, obscuring any text or data that might have been present. The red border is consistent with the confidentiality notice at the top of the page.

Journal Entry Q
v5.15

A large black rectangular redaction box covers the majority of the page content, obscuring all text and data that would otherwise be present in the journal entry. The box is bounded by a thin red line, consistent with the confidentiality notice at the top of the page.

Journal Entry Q
v5.15




The table content is completely redacted with a large black box. Only a few small white rectangular areas are visible at the bottom left corner of the redacted region, which appear to be remnants of a table grid.

#	FullAcct	date_applied	balance_usd	balance_ca	currencycoc	Journal	pstd	journal_descri	User	TypeCode	vendor_code	OneTime
Formulas												
> FreezePanels is ready.												
OK!: ReportRange Formula OK [Action{}]												
Entries Shown Limit Setup: 10000												
Other												

Journal Entry Query Tool

NOTE: Ctrl+Shift+J to pull data


v5.15



Journal Entry Query Tool

NOTE: Ctrl+Shift+J to pull data


v5.15



Journal Entry Query Tool

NOTE: Ctrl+Shift+J to pull data


v5.15



Journal Entry Query Tool

NOTE: Ctrl+Shift+J to pull data

v5.15



Journal Entry Query Tool

NOTE: Ctrl+Shift+J to pull data


v5.15



Journal Entry Query Tool

NOTE: Ctrl+Shift+J to pull data

v5.15



Journal Entry Query Tool

NOTE: Ctrl+Shift+J to pull data

v5.15



Journal Entry Query Tool

NOTE: Ctrl+Shift+J to pull data


v5.15



Journal Entry Query Tool

NOTE: Ctrl+Shift+J to pull data


v5.15



Journal Entry Query Tool

NOTE: Ctrl+Shift+J to pull data


v5.15



Journal Entry Query Tool

NOTE: Ctrl+Shift+J to pull data


v5.15



Journal Entry Query Tool

NOTE: Ctrl+Shift+J to pull data

v5.15



Journal Entry Query Tool

NOTE: Ctrl+Shift+J to pull data


v5.15



Journal Entry Query Tool

NOTE: Ctrl+Shift+J to pull data


v5.15



Journal Entry Query Tool

NOTE: Ctrl+Shift+J to pull data


v5.15



FullAcct	Description	date_doc	doc_de	doc_ctr	n_po_ctr	nun_vend_or	ticket_docu	document_	class_cr	date_e	date_pc	amt_net	date_due	DBase	reversi	hold_fl	recurring_fi
> jFreezePanels is ready																	
OK!: ReportRange Form																	
OK!: ReportDrill 'JE Lookup (Legacy)' OK!: ReportDrill 'For AP Query P OK!: ReportDrill 'JE Staged/Unposted Details' Formula OK [jAction{}]																	
OK!: ReportDrill 'JE Lookup (Kinetic)' Formula OK [jAction{}]																	
OK!: ReportDrill '1/C Originating JE' Formula OK [jAction{}]																	


Journal Entry Q

v5.15




Journal Entry Q

v5.15




Journal Entry Q

v5.15




Journal Entry Q

v5.15




Journal Entry Q

v5.15




Journal Entry Q

v5.15




Journal Entry Q

v5.15



Journal Entry Q

v5.15




Journal Entry Q

v5.15




Journal Entry Q

v5.15




Journal Entry Q

v5.15




Journal Entry Q

v5.15




Journal Entry Q

v5.15




Journal Entry Q

v5.15



Journal Entry Q

v5.15



FullAcct repeatir type_fl posted seg1_code seg2_cx seg3_r seg4_staged_refC Staged_StageC Staged_District Company BookID Fiscal\ FiscalPeriod
mulas
> jFreezePanels is ready
OK!; ReportRange Form
Entries Shown Limit S
ier

Journal Entry Q

v5.15



Journal Entry Q

v5.15



Journal Entry Q

v5.15



Journal Entry Q

v5.15



Journal Entry Q

v5.15



Journal Entry Q

v5.15



Journal Entry Q

v5.15



Journal Entry Q

v5.15




Journal Entry Q

v5.15



Journal Entry Q

v5.15



Journal Entry Q

v5.15



Journal Entry Q

v5.15



Journal Entry Q

v5.15



Journal Entry Q

v5.15




Journal Entry Q

v5.15












#	FullAcct	date_applied	balance_usd	balance_c	currency	Journal	pstd	journal_desc	User	TypeCode	vendor_OneTime	Descripti	date_doc	doc_desc	doc_ctrl_r
Formulas															
	> FreezePanels is ready.													OK!: Repe	
	OK!: ReportRange Formula OK [Action{}]													OK!: Repe	
	Entries Shown Limit Setup:		10000												OK!: Repe
Other															

Journal Entry Query Tool

NOTE: Ctrl+Shift+J to pull data

v5.15



Journal Entry Query Tool

v5.15

NOTE: Ctrl+Shift+J to pull data



Journal Entry Query Tool

NOTE: Ctrl+Shift+J to pull data

v5.15



Journal Entry Query Tool

NOTE: Ctrl+Shift+J to pull data


v5.15



Journal Entry Query Tool

NOTE: Ctrl+Shift+J to pull data

v5.15



Journal Entry Query Tool

NOTE: Ctrl+Shift+J to pull data

v5.15



Journal Entry Query Tool

v5.15

NOTE: Ctrl+Shift+J to pull data



Journal Entry Query Tool

v5.15

NOTE: Ctrl+Shift+J to pull data



Journal Entry Query Tool

v5.15


NOTE: Ctrl+Shift+J to pull data



Journal Entry Query Tool

NOTE: Ctrl+Shift+J to pull data


v5.15



Journal Entry Query Tool

NOTE: Ctrl+Shift+J to pull data


v5.15



Journal Entry Query Tool

NOTE: Ctrl+Shift+J to pull data

v5.15



Journal Entry Query Tool

v5.15


NOTE: Ctrl+Shift+J to pull data



Journal Entry Query Tool

NOTE: Ctrl+Shift+J to pull data

v5.15



Journal Entry Query Tool

NOTE: Ctrl+Shift+J to pull data

v5.15



Journal Entry Query Tool

NOTE: Ctrl+Shift+J to pull data

v5.15



Journal Entry Query Tool

NOTE: Ctrl+Shift+J to pull data


v5.15



Journal Entry Query Tool

NOTE: Ctrl+Shift+J to pull data

v5.15



Journal Entry Query Tool

v5.15


NOTE: Ctrl+Shift+J to pull data



Journal Entry Query Tool

NOTE: Ctrl+Shift+J to pull data

v5.15



Journal Entry Query Tool

NOTE: Ctrl+Shift+J to pull data

v5.15



Journal Entry Query Tool

NOTE: Ctrl+Shift+J to pull data

v5.15



Journal Entry Query Tool

NOTE: Ctrl+Shift+J to pull data

v5.15



Journal Entry Query Tool

NOTE: Ctrl+Shift+J to pull data


v5.15



Journal Entry Query Tool

NOTE: Ctrl+Shift+J to pull data


v5.15



Journal Entry Query Tool

NOTE: Ctrl+Shift+J to pull data


v5.15



Journal Entry Query Tool

NOTE: Ctrl+Shift+J to pull data

v5.15



Journal Entry Query Tool

v5.15


NOTE: Ctrl+Shift+J to pull data



Journal Entry Query Tool

NOTE: Ctrl+Shift+J to pull data

v5.15



Journal Entry Query Tool

NOTE: Ctrl+Shift+J to pull data

v5.15



Journal Entry Query Tool

NOTE: Ctrl+Shift+J to pull data

v5.15



Journal Entry Query Tool

NOTE: Ctrl+Shift+J to pull data

v5.15



Journal Entry Query Tool

v5.15


NOTE: Ctrl+Shift+J to pull data



Journal Entry Query Tool

NOTE: Ctrl+Shift+J to pull data

v5.15



Journal Entry Query Tool

NOTE: Ctrl+Shift+J to pull data

v5.15



Journal Entry Query Tool

NOTE: Ctrl+Shift+J to pull data

v5.15



Journal Entry Query Tool

NOTE: Ctrl+Shift+J to pull data


v5.15



Journal Entry Query Tool

NOTE: Ctrl+Shift+J to pull data

v5.15



Journal Entry Query Tool

NOTE: Ctrl+Shift+J to pull data

v5.15



Journal Entry Query Tool

NOTE: Ctrl+Shift+J to pull data

v5.15



Journal Entry Query Tool

NOTE: Ctrl+Shift+J to pull data

v5.15



Journal Entry Query Tool

NOTE: Ctrl+Shift+J to pull data


v5.15



Journal Entry Query Tool

NOTE: Ctrl+Shift+J to pull data

v5.15



Journal Entry Query Tool

NOTE: Ctrl+Shift+J to pull data

v5.15



Journal Entry Query Tool

NOTE: Ctrl+Shift+J to pull data


v5.15



Journal Entry Query Tool

NOTE: Ctrl+Shift+J to pull data

v5.15



Journal Entry Query Tool

NOTE: Ctrl+Shift+J to pull data

v5.15



Journal Entry Query Tool

NOTE: Ctrl+Shift+J to pull data

v5.15



Journal Entry Query Tool

NOTE: Ctrl+Shift+J to pull data

v5.15



Journal Entry Query Tool

v5.15

NOTE: Ctrl+Shift+J to pull data



Journal Entry Query Tool

NOTE: Ctrl+Shift+J to pull data


v5.15



Journal Entry Query Tool

NOTE: Ctrl+Shift+J to pull data


v5.15



Journal Entry Query Tool

NOTE: Ctrl+Shift+J to pull data


v5.15



Journal Entry Query Tool

NOTE: Ctrl+Shift+J to pull data

v5.15



Journal Entry Query Tool

NOTE: Ctrl+Shift+J to pull data

v5.15



Journal Entry Query Tool

NOTE: Ctrl+Shift+J to pull data

v5.15



Journal Entry Query Tool

NOTE: Ctrl+Shift+J to pull data

v5.15



Journal Entry Query Tool

NOTE: Ctrl+Shift+J to pull data


v5.15



Journal Entry Query Tool

NOTE: Ctrl+Shift+J to pull data


v5.15



Journal Entry Query Tool

NOTE: Ctrl+Shift+J to pull data


v5.15



Journal Entry Query Tool

NOTE: Ctrl+Shift+J to pull data

v5.15



Journal Entry Query Tool

NOTE: Ctrl+Shift+J to pull data

v5.15



Journal Entry Query Tool

NOTE: Ctrl+Shift+J to pull data

v5.15



Journal Entry Query Tool

NOTE: Ctrl+Shift+J to pull data

v5.15



Journal Entry Query Tool

NOTE: Ctrl+Shift+J to pull data

v5.15



Journal Entry Query Tool

v5.15


NOTE: Ctrl+Shift+J to pull data



Journal Entry Query Tool

NOTE: Ctrl+Shift+J to pull data


v5.15



Journal Entry Query Tool

NOTE: Ctrl+Shift+J to pull data


v5.15



Journal Entry Query Tool

NOTE: Ctrl+Shift+J to pull data


v5.15



Journal Entry Query Tool

NOTE: Ctrl+Shift+J to pull data

v5.15



Journal Entry Query Tool

NOTE: Ctrl+Shift+J to pull data

v5.15



Journal Entry Query Tool

NOTE: Ctrl+Shift+J to pull data

v5.15



Journal Entry Query Tool

NOTE: Ctrl+Shift+J to pull data

v5.15



Journal Entry Query Tool

NOTE: Ctrl+Shift+J to pull data


v5.15



Journal Entry Query Tool

NOTE: Ctrl+Shift+J to pull data

v5.15



Journal Entry Query Tool

NOTE: Ctrl+Shift+J to pull data

v5.15



Journal Entry Query Tool

NOTE: Ctrl+Shift+J to pull data

v5.15



Journal Entry Query Tool

NOTE: Ctrl+Shift+J to pull data

v5.15



Journal Entry Query Tool

NOTE: Ctrl+Shift+J to pull data


v5.15



Journal Entry Query Tool

NOTE: Ctrl+Shift+J to pull data

v5.15



Journal Entry Query Tool

NOTE: Ctrl+Shift+J to pull data


v5.15



Journal Entry Query Tool

NOTE: Ctrl+Shift+J to pull data


v5.15



Journal Entry Query Tool

NOTE: Ctrl+Shift+J to pull data

v5.15



Journal Entry Query Tool

NOTE: Ctrl+Shift+J to pull data

v5.15



Journal Entry Query Tool

NOTE: Ctrl+Shift+J to pull data


v5.15



Journal Entry Query Tool

NOTE: Ctrl+Shift+J to pull data

v5.15



Journal Entry Query Tool

v5.15

NOTE: Ctrl+Shift+J to pull data



Journal Entry Query Tool

NOTE: Ctrl+Shift+J to pull data


v5.15



Journal Entry Query Tool

NOTE: Ctrl+Shift+J to pull data


v5.15



Journal Entry Query Tool

NOTE: Ctrl+Shift+J to pull data


v5.15



Journal Entry Query Tool

NOTE: Ctrl+Shift+J to pull data


v5.15



Journal Entry Query Tool

NOTE: Ctrl+Shift+J to pull data


v5.15



Journal Entry Query Tool

NOTE: Ctrl+Shift+J to pull data

v5.15



Journal Entry Query Tool

NOTE: Ctrl+Shift+J to pull data

v5.15



Journal Entry Query Tool

NOTE: Ctrl+Shift+J to pull data


v5.15



Journal Entry Query Tool

NOTE: Ctrl+Shift+J to pull data

v5.15



Journal Entry Query Tool

NOTE: Ctrl+Shift+J to pull data

v5.15



Journal Entry Query Tool

NOTE: Ctrl+Shift+J to pull data

v5.15



Journal Entry Query Tool

NOTE: Ctrl+Shift+J to pull data


v5.15



Journal Entry Query Tool

NOTE: Ctrl+Shift+J to pull data

v5.15



Journal Entry Query Tool

NOTE: Ctrl+Shift+J to pull data


v5.15



Journal Entry Query Tool

NOTE: Ctrl+Shift+J to pull data

v5.15



Journal Entry Query Tool

NOTE: Ctrl+Shift+J to pull data

v5.15



Journal Entry Query Tool

NOTE: Ctrl+Shift+J to pull data

v5.15



Journal Entry Query Tool

NOTE: Ctrl+Shift+J to pull data

v5.15



Journal Entry Query Tool

v5.15


NOTE: Ctrl+Shift+J to pull data



Journal Entry Query Tool

NOTE: Ctrl+Shift+J to pull data

v5.15



Journal Entry Query Tool

NOTE: Ctrl+Shift+J to pull data


v5.15



Journal Entry Query Tool

NOTE: Ctrl+Shift+J to pull data

v5.15



Journal Entry Query Tool

v5.15

NOTE: Ctrl+Shift+J to pull data



Journal Entry Query Tool

NOTE: Ctrl+Shift+J to pull data


v5.15



Journal Entry Query Tool

NOTE: Ctrl+Shift+J to pull data

v5.15



Journal Entry Query Tool

v5.15


NOTE: Ctrl+Shift+J to pull data



Journal Entry Query Tool

NOTE: Ctrl+Shift+J to pull data


v5.15



Journal Entry Query Tool

NOTE: Ctrl+Shift+J to pull data


v5.15



Journal Entry Query Tool

NOTE: Ctrl+Shift+J to pull data


v5.15



Journal Entry Query Tool

NOTE: Ctrl+Shift+J to pull data

v5.15



Journal Entry Query Tool

NOTE: Ctrl+Shift+J to pull data

v5.15



Journal Entry Query Tool

NOTE: Ctrl+Shift+J to pull data


v5.15



Journal Entry Query Tool

NOTE: Ctrl+Shift+J to pull data

v5.15



Journal Entry Query Tool

NOTE: Ctrl+Shift+J to pull data


v5.15



Journal Entry Query Tool

NOTE: Ctrl+Shift+J to pull data

v5.15



Journal Entry Query Tool

NOTE: Ctrl+Shift+J to pull data


v5.15



Journal Entry Query Tool

NOTE: Ctrl+Shift+J to pull data

v5.15



Journal Entry Query Tool

NOTE: Ctrl+Shift+J to pull data

v5.15



Journal Entry Query Tool

NOTE: Ctrl+Shift+J to pull data

v5.15



Journal Entry Query Tool

NOTE: Ctrl+Shift+J to pull data

v5.15



Journal Entry Query Tool

v5.15

NOTE: Ctrl+Shift+J to pull data



Journal Entry Query Tool

NOTE: Ctrl+Shift+J to pull data

v5.15



Journal Entry Query Tool

NOTE: Ctrl+Shift+J to pull data

v5.15



Journal Entry Query Tool

v5.15


NOTE: Ctrl+Shift+J to pull data



Journal Entry Query Tool

v5.15

NOTE: Ctrl+Shift+J to pull data



Journal Entry Query Tool

NOTE: Ctrl+Shift+J to pull data

v5.15



Journal Entry Query Tool

NOTE: Ctrl+Shift+J to pull data

v5.15



Journal Entry Query Tool

NOTE: Ctrl+Shift+J to pull data


v5.15



Journal Entry Query Tool

NOTE: Ctrl+Shift+J to pull data

v5.15



Journal Entry Query Tool

NOTE: Ctrl+Shift+J to pull data


v5.15



Journal Entry Query Tool

NOTE: Ctrl+Shift+J to pull data

v5.15



Journal Entry Query Tool

NOTE: Ctrl+Shift+J to pull data

v5.15



Journal Entry Query Tool

NOTE: Ctrl+Shift+J to pull data


v5.15



Journal Entry Query Tool

NOTE: Ctrl+Shift+J to pull data

v5.15



Journal Entry Query Tool

NOTE: Ctrl+Shift+J to pull data

v5.15



Journal Entry Query Tool

NOTE: Ctrl+Shift+J to pull data

v5.15



Journal Entry Query Tool

NOTE: Ctrl+Shift+J to pull data

v5.15



Journal Entry Query Tool

NOTE: Ctrl+Shift+J to pull data


v5.15



Journal Entry Query Tool

NOTE: Ctrl+Shift+J to pull data


v5.15



Journal Entry Query Tool

NOTE: Ctrl+Shift+J to pull data


v5.15



Journal Entry Query Tool

NOTE: Ctrl+Shift+J to pull data


v5.15



Journal Entry Query Tool

NOTE: Ctrl+Shift+J to pull data


v5.15



Journal Entry Query Tool

NOTE: Ctrl+Shift+J to pull data

v5.15



Journal Entry Query Tool

NOTE: Ctrl+Shift+J to pull data

v5.15



Journal Entry Query Tool

NOTE: Ctrl+Shift+J to pull data

v5.15



Journal Entry Query Tool

NOTE: Ctrl+Shift+J to pull data


v5.15



Journal Entry Query Tool

NOTE: Ctrl+Shift+J to pull data


v5.15



Journal Entry Query Tool

NOTE: Ctrl+Shift+J to pull data

v5.15



Journal Entry Query Tool

NOTE: Ctrl+Shift+J to pull data


v5.15



Journal Entry Query Tool

NOTE: Ctrl+Shift+J to pull data


v5.15



Journal Entry Query Tool

NOTE: Ctrl+Shift+J to pull data

v5.15



Journal Entry Query Tool

NOTE: Ctrl+Shift+J to pull data

v5.15



Journal Entry Query Tool

NOTE: Ctrl+Shift+J to pull data

v5.15



Journal Entry Query Tool

v5.15

NOTE: Ctrl+Shift+J to pull data



Journal Entry Query Tool

NOTE: Ctrl+Shift+J to pull data

v5.15



Journal Entry Query Tool

NOTE: Ctrl+Shift+J to pull data


v5.15



Journal Entry Query Tool

NOTE: Ctrl+Shift+J to pull data

v5.15



Journal Entry Query Tool

NOTE: Ctrl+Shift+J to pull data

v5.15



Journal Entry Query Tool

NOTE: Ctrl+Shift+J to pull data

v5.15



Journal Entry Query Tool

NOTE: Ctrl+Shift+J to pull data

v5.15



Journal Entry Query Tool

NOTE: Ctrl+Shift+J to pull data

v5.15



Journal Entry Query Tool

NOTE: Ctrl+Shift+J to pull data

v5.15



Journal Entry Query Tool

v5.15

NOTE: Ctrl+Shift+J to pull data



Journal Entry Query Tool

v5.15

NOTE: Ctrl+Shift+J to pull data



Journal Entry Query Tool

NOTE: Ctrl+Shift+J to pull data


v5.15



Journal Entry Query Tool

NOTE: Ctrl+Shift+J to pull data


v5.15



Journal Entry Query Tool

NOTE: Ctrl+Shift+J to pull data

v5.15



Journal Entry Query Tool

NOTE: Ctrl+Shift+J to pull data

v5.15



Journal Entry Query Tool

NOTE: Ctrl+Shift+J to pull data

v5.15



Journal Entry Query Tool

NOTE: Ctrl+Shift+J to pull data

v5.15



Journal Entry Query Tool

NOTE: Ctrl+Shift+J to pull data

v5.15



Journal Entry Query Tool

NOTE: Ctrl+Shift+J to pull data

v5.15



Journal Entry Query Tool

v5.15

NOTE: Ctrl+Shift+J to pull data



Journal Entry Query Tool

NOTE: Ctrl+Shift+J to pull data

v5.15



Journal Entry Query Tool

NOTE: Ctrl+Shift+J to pull data

v5.15



Journal Entry Query Tool

NOTE: Ctrl+Shift+J to pull data

v5.15



Journal Entry Query Tool

v5.15

NOTE: Ctrl+Shift+J to pull data



Journal Entry Query Tool

NOTE: Ctrl+Shift+J to pull data

v5.15



Journal Entry Query Tool

NOTE: Ctrl+Shift+J to pull data

v5.15



Journal Entry Query Tool

NOTE: Ctrl+Shift+J to pull data


v5.15



Journal Entry Query Tool

v5.15

NOTE: Ctrl+Shift+J to pull data



Journal Entry Query Tool

NOTE: Ctrl+Shift+J to pull data

v5.15



Journal Entry Query Tool

NOTE: Ctrl+Shift+J to pull data


v5.15



Journal Entry Query Tool

NOTE: Ctrl+Shift+J to pull data

v5.15



Journal Entry Query Tool

NOTE: Ctrl+Shift+J to pull data

v5.15



Journal Entry Query Tool

NOTE: Ctrl+Shift+J to pull data


v5.15



Journal Entry Query Tool

NOTE: Ctrl+Shift+J to pull data


v5.15



Journal Entry Query Tool

NOTE: Ctrl+Shift+J to pull data

v5.15



Journal Entry Query Tool

NOTE: Ctrl+Shift+J to pull data

v5.15



Journal Entry Query Tool

NOTE: Ctrl+Shift+J to pull data


v5.15



Journal Entry Query Tool

NOTE: Ctrl+Shift+J to pull data

v5.15



Journal Entry Query Tool

NOTE: Ctrl+Shift+J to pull data

v5.15



Journal Entry Query Tool

NOTE: Ctrl+Shift+J to pull data

v5.15



Journal Entry Query Tool

NOTE: Ctrl+Shift+J to pull data

v5.15



Journal Entry Query Tool

v5.15

NOTE: Ctrl+Shift+J to pull data



Journal Entry Query Tool

NOTE: Ctrl+Shift+J to pull data

v5.15



Journal Entry Query Tool

v5.15

NOTE: Ctrl+Shift+J to pull data



Journal Entry Query Tool

NOTE: Ctrl+Shift+J to pull data

v5.15



Journal Entry Query Tool

v5.15

NOTE: Ctrl+Shift+J to pull data



Journal Entry Query Tool

NOTE: Ctrl+Shift+J to pull data

v5.15



Journal Entry Query Tool

NOTE: Ctrl+Shift+J to pull data

v5.15



Journal Entry Query Tool

NOTE: Ctrl+Shift+J to pull data


v5.15



Journal Entry Query Tool

NOTE: Ctrl+Shift+J to pull data


v5.15



Journal Entry Query Tool

NOTE: Ctrl+Shift+J to pull data

v5.15



Journal Entry Query Tool

NOTE: Ctrl+Shift+J to pull data

v5.15



Journal Entry Query Tool

NOTE: Ctrl+Shift+J to pull data


v5.15



Journal Entry Query Tool

NOTE: Ctrl+Shift+J to pull data

v5.15



Journal Entry Query Tool

NOTE: Ctrl+Shift+J to pull data

v5.15



Journal Entry Query Tool

NOTE: Ctrl+Shift+J to pull data

v5.15



Journal Entry Query Tool

NOTE: Ctrl+Shift+J to pull data

v5.15



Journal Entry Query Tool

NOTE: Ctrl+Shift+J to pull data


v5.15



Journal Entry Query Tool

NOTE: Ctrl+Shift+J to pull data

v5.15



Journal Entry Query Tool

NOTE: Ctrl+Shift+J to pull data


v5.15



Journal Entry Query Tool

NOTE: Ctrl+Shift+J to pull data

v5.15



Journal Entry Query Tool

NOTE: Ctrl+Shift+J to pull data

v5.15



Journal Entry Query Tool

NOTE: Ctrl+Shift+J to pull data


v5.15



Journal Entry Query Tool

NOTE: Ctrl+Shift+J to pull data


v5.15



Journal Entry Query Tool

v5.15

NOTE: Ctrl+Shift+J to pull data




Journal Entry Query Tool
v5.15

NOTE: Ctrl+Shift+J to pull data

Date Range:

Other Criteria




Journal Entry Query Tool
v5.15

NOTE: Ctrl+Shift+J to pull data

Date Range:

Other Criteria




Journal Entry Query Tool
v5.15

NOTE: Ctrl+Shift+J to pull data

Date Range:

Other Criteria




Journal Entry Query Tool
v5.15

NOTE: Ctrl+Shift+J to pull data

Date Range:

Other Criteria




Journal Entry Query Tool
v5.15

NOTE: Ctrl+Shift+J to pull data

Date Range:

Other Criteria




Journal Entry Query Tool
v5.15

NOTE: Ctrl+Shift+J to pull data

Date Range:

Other Criteria




Journal Entry Query Tool
v5.15

NOTE: Ctrl+Shift+J to pull data

Date Range:

Other Criteria




Journal Entry Query Tool
v5.15

NOTE: Ctrl+Shift+J to pull data

Date Range:

Other Criteria



Journal Entry Query Tool

v5.15


NOTE: Ctrl+Shift+J to pull data

Date Range:


Other Criteria

A large black rectangular area representing redacted data, with a white rectangular area on the left side. The black area is bounded by a red border. The white area is a horizontal bar on the left side of the black area.


Journal Entry Q
v5.15




Journal Entry Q
v5.15




Journal Entry Q
v5.15




Journal Entry Q
v5.15




Journal Entry Q
v5.15




Journal Entry Q
v5.15



Journal Entry Q
v5.15



Journal Entry Q
v5.15

A large black rectangular redaction box covers the majority of the page content, obscuring all text and data that would otherwise be present in the journal entry. The box is bounded by a thin red line, consistent with the page's header information regarding confidentiality.

Journal Entry Query Tool

v5.15


NOTE: Ctrl+Shift+J to pull data



Journal Entry Query Tool

v5.15


NOTE: Ctrl+Shift+J to pull data



Journal Entry Query Tool

v5.15


NOTE: Ctrl+Shift+J to pull data



Journal Entry Query Tool


v5.15

NOTE: Ctrl+Shift+J to pull data




Journal Entry Query Tool

v5.15




Journal Entry Query Tool

v5.15




Journal Entry Query Tool

v5.15




Journal Entry Query Tool

v5.15




Journal Entry Query Tool

v5.15




Journal Entry Query Tool

v5.15




Journal Entry Query Tool

v5.15



Journal Entry Query Tool

v5.15




--	--

Journal Entry Query Tool
v5.15

NOTE: Ctrl+Shift+J to pull data

Date Range:

From:
To:




Journal Entry Query Tool
v5.15

NOTE: Ctrl+Shift+J to pull data

Date Range:

From:
To:




Journal Entry Query Tool
v5.15

NOTE: Ctrl+Shift+J to pull data

Date Range:

From:
To:




Journal Entry Query Tool
v5.15

NOTE: Ctrl+Shift+J to pull data

Date Range:

From:
To:




Journal Entry Query Tool
v5.15

NOTE: Ctrl+Shift+J to pull data

Date Range:

From:
To:




Journal Entry Query Tool
v5.15

NOTE: Ctrl+Shift+J to pull data

Date Range:

From:
To:




Journal Entry Query Tool
v5.15

NOTE: Ctrl+Shift+J to pull data

Date Range:

From:
To:



Journal Entry Query Tool
v5.15

NOTE: Ctrl+Shift+J to pull data

Date Range:


From:
To:

The table content is almost entirely obscured by black redaction boxes. A white rectangular area is visible on the left side of the table, and a thin horizontal line is visible near the bottom right corner.

Journal Entry Query Tool
v5.15

2023-10
2024-09

Other Criteria
Districts: 2111,2132,2140
Accts: 41201
Vendor Code:
Amount From:
System:
Subsystem:
Amount To:
Posting: All
Company:



Journal Entry Query Tool

v5.15

2023-10
2024-09

Other Criteria
Districts: 2111,2132,2140
Accts: 41201
Vendor Code:
Amount From:
System:
Subsystem:
Amount To:
Posting: All
Company:



Journal Entry Query Tool

v5.15

2023-10
2024-09

Other Criteria
Districts: 2111,2132,2140
Accts: 41201
Vendor Code:
Amount From:
System:
Subsystem:
Amount To:
Posting: All
Company:



Journal Entry Query Tool

v5.15

2023-10
2024-09

Other Criteria
Districts: 2111,2132,2140
Accts: 41201
Vendor Code:
Amount From:
System:
Subsystem:
Amount To:
Posting: All
Company:



Journal Entry Query Tool

v5.15

2023-10
2024-09

Other Criteria
Districts: 2111,2132,2140
Accts: 41201
Vendor Code: Company:
Amount From:
System: Amount To:
Subsystem: Posting: All



Journal Entry Query Tool

v5.15

2023-10
2024-09

Other Criteria
Districts: 2111,2132,2140
Accts: 41201
Vendor Code: Company:
Amount From:
System: Amount To:
Subsystem: Posting: All




Journal Entry Query Tool

v5.15

2023-10
2024-09

Other Criteria
Districts: 2111,2132,2140
Accts: 41201
Vendor Code:
Amount From:
System:
Subsystem:
Amount To:
Posting: All
Company:



Journal Entry Query Tool


v5.15

2023-10
2024-09

Other Criteria
Districts: 2111,2132,2140
Accts: 41201
Vendor Code: Company:
Amount From:
System: Amount To:
Subsystem: Posting: All


Journal Entry Query Tool
v5.15

Corp




Journal Entry Query Tool
v5.15


Corp




Journal Entry Query Tool
v5.15


Corp




Journal Entry Query Tool
v5.15

Corp




Journal Entry Query Tool
v5.15


Corp



Journal Entry Query Tool
v5.15

Corp



Journal Entry Query Tool
v5.15

Corp




Journal Entry Query Tool
v5.15


Corp




Journal Entry Query Tool
v5.15




Journal Entry Query Tool
v5.15




Journal Entry Query Tool
v5.15




Journal Entry Query Tool
v5.15



Journal Entry Query Tool
v5.15



Journal Entry Query Tool
v5.15



Journal Entry Query Tool
v5.15



Journal Entry Query Tool
v5.15



Journal Entry Query Tool
v5.15



Journal Entry Query Tool
v5.15



Journal Entry Query Tool
v5.15



Journal Entry Query Tool
v5.15



Journal Entry Query Tool
v5.15




Journal Entry Query Tool
v5.15



Journal Entry Query Tool
v5.15




Journal Entry Query Tool
v5.15



Journal Entry Query Tool
v5.15

NOTE: Ctrl+Shift+J to pull data


Date Range:



Journal Entry Query Tool
v5.15

NOTE: Ctrl+Shift+J to pull data


Date Range:



Journal Entry Query Tool
v5.15

NOTE: Ctrl+Shift+J to pull data

Date Range:



Journal Entry Query Tool

v5.15

Other Criteria



Journal Entry Query Tool


v5.15

Other Criteria



Journal Entry Query Tool
v5.15

Other Criteria



#	FullAcct	date_applied	balance_usd	balance_cad	currencycode	Journal	pstd	journal_description	User	TypeCode	vendor_code	OneTime
Formulas												
> FreezePanels is ready.												
OK!: ReportRange Formula OK [Action{}]												
Entries Shown Limit Setup: 10000												
Other												

Journal Entry Query Tool


v5.15

NOTE: Ctrl+Shift+J to pull data

Date Range:

From: 2023-10
To: 2024-09

Districts: closediv tacomah
Accts: 57148
System:
Subsystem:



Journal Entry Query Tool

v5.15

NOTE: Ctrl+Shift+J to pull data

Date Range:
From: 2023-10
To: 2024-09

Districts: closediv tacomah
Accts: 57148
System:
Subsystem:



FullAcct	Description	date_doc	doc_desc	doc_ctrl_num
mulas				
> jFreezePanels is ready.				OK!: ReportDrill 'JE Lc
OK!: ReportRange Formula OK [jActio				OK!: ReportDrill 'JE Lc
Entries Shown Limit Setup:				OK!: ReportDrill 'VC O
ier				

Journal Entry Query Tool

v5.15

Other Criteria	
Vendor Code:	Company:
Amount From:	
Amount To:	
Posting: All	



Journal Entry Query Tool

v5.15

Other Criteria	
Vendor Code:	Company:
Amount From:	
Amount To:	
Posting:	All




Journal Entry Query Tool
v.4.6

NOTE: Ctrl+Shift+J to pull data

Date Range:

From:
To:




Journal Entry Query Tool
v.4.6

NOTE: Ctrl+Shift+J to pull data

Date Range:

From:
To:




Journal Entry Query Tool
v.4.6

NOTE: Ctrl+Shift+J to pull data

Date Range:

From:
To:



Journal Entry Query Tool
v.4.6

NOTE: Ctrl+Shift+J to pull data

Date Range:

From:
To:



Journal Entry Query Tool

v.4.6

		Other Criteria	
2023-10	Districts:	2111,2131,2132,2140	Vendor Code:
2024-09	Accts:	70195	Amount From:
	System:		Amount To:
	Subsystem:		Posting:

[Redacted Content]			
--------------------	--	--	--

Journal Entry Query Tool
v.4.6

	Other Criteria	
2023-10	Districts: 2111,2131,2132,2140	Vendor Code:
2024-09	Accts: 70195	Amount From:
	System:	Amount To:
	Subsystem:	Posting:

[Redacted Content]	
--------------------	--

Journal Entry Query Tool
v.4.6



All

--	--

Journal Entry Query Tool
v.4.6



All

[Redacted Content]	
--------------------	--

Journal Entry Query Tool
v.4.6



All

--	--

Journal Entry Query Tool
v.4.6




All

--	--


Journal Entry Query Tool
v.4.6

NOTE: Ctrl+Shift+J to pull data




Journal Entry Query Tool
v.4.6

NOTE: Ctrl+Shift+J to pull data




Journal Entry Query Tool
v.4.6

NOTE: Ctrl+Shift+J to pull data




Journal Entry Query Tool
v.4.6

NOTE: Ctrl+Shift+J to pull data




Journal Entry Query Tool
v.4.6

NOTE: Ctrl+Shift+J to pull data




Journal Entry Query Tool
v.4.6

NOTE: Ctrl+Shift+J to pull data




Journal Entry Query Tool
v.4.6

NOTE: Ctrl+Shift+J to pull data



Journal Entry Query Tool
v.4.6

NOTE: Ctrl+Shift+J to pull data



Journal Entry Query Tool

v.4.6

Date Range:

From: 2023-10
To: 2024-09

Districts:

Accts: 2111,2132,2140
System: 70255
Subsystem:



Journal Entry Query Tool

v.4.6

Date Range:

From: 2023-10
To: 2024-09

Districts:

Accts: 2111,2132,2140
System: 70255
Subsystem:



Journal Entry Query Tool

v.4.6

Date Range:

From: 2023-10
To: 2024-09

Districts:

Accts: 2111,2132,2140
System: 70255
Subsystem:



Journal Entry Query Tool

v.4.6

Date Range:

From: 2023-10
To: 2024-09

Districts:

Accts: 2111,2132,2140
System: 70255
Subsystem:



Journal Entry Query Tool


v.4.6

Date Range:

From: 2023-10
To: 2024-09

Districts:


Accts: 2111,2132,2140
System: 70255
Subsystem:



Journal Entry Query Tool
v.4.6

Date Range: From: 2023-10
To: 2024-09

Districts: 2111,2132,2140
Accts: 70255
System:
Subsystem:



Journal Entry Query Tool

v.4.6

Date Range:

From: 2023-10
To: 2024-09

Districts:

Accts: 2111,2132,2140
System: 70255
Subsystem:



Journal Entry Query Tool
v.4.6


Date Range:

From: 2023-10
To: 2024-09

Districts:

Accts: 2111,2132,2140
System: 70255


Subsystem:



Journal Entry Query Tool
v.4.6

Other Criteria


Vendor Code:
Amount From:
Amount To:
Posting: All



Journal Entry Query Tool
v.4.6

Other Criteria


Vendor Code:
Amount From:
Amount To:
Posting: All



Journal Entry Query Tool
v.4.6

Other Criteria


Vendor Code:
Amount From:
Amount To:
Posting: All



Journal Entry Query Tool
v.4.6

Other Criteria

Vendor Code:
Amount From:
Amount To:
Posting: All



Journal Entry Query Tool
v.4.6


Other Criteria

Vendor Code:

Amount From:

Amount To:


Posting: All



Journal Entry Query Tool
v.4.6

Other Criteria

Vendor Code:
Amount From:
Amount To:
Posting: All



Journal Entry Query Tool
v.4.6


Other Criteria

Vendor Code:

Amount From:

Amount To:

Posting: All



Journal Entry Query Tool
v.4.6


Other Criteria

Vendor Code:

Amount From:

Amount To:

Posting: All




Journal Entry Query Tool
v.4.6

NOTE: Ctrl+Shift+J to pull data

Date Range:

From: 2023-10
To: 2024-09




Journal Entry Query Tool
v.4.6

NOTE: Ctrl+Shift+J to pull data

Date Range:

From: 2023-10
To: 2024-09




Journal Entry Query Tool
v.4.6

NOTE: Ctrl+Shift+J to pull data

Date Range:

From: 2023-10
To: 2024-09




Journal Entry Query Tool
v.4.6

Other Criteria	
Districts:	2111,2132,2140
Accts:	70235
System:	
Subsystem:	
Vendor Code:	
Amount From:	
Amount To:	
Posting:	All

[Redacted Content]	
--------------------	--

Journal Entry Query Tool
v.4.6

Other Criteria	
Districts:	2111,2132,2140
Accts:	70235
System:	
Subsystem:	
Vendor Code:	
Amount From:	
Amount To:	
Posting:	All



Journal Entry Query Tool
v.4.6

NOTE: Ctrl+Shift+J to pull data

Date Range:

From: 2023-10
To: 2024-09

Districts: 2111,2132,2140
Accts: 91010
System:
Subsystem:



Journal Ent

v.4.6

Other Criteria


Vendor Code:
Amount From:
Amount To:
Posting: [All](#)



Journal Ent
v.4.6



Journal Ent
v.4.6



Waste Co
IS 210 - P
2024-09

98501 Da
70035 Se
70036 Ot
70037 Te
70086 Sa
70090 W
70095 Er
70105 Er
70110 Co
70116 Pe
70147 Bl
70165 Co
70167 Ce
70170 Qu
70171 Va
70185 Pe
70190 Re
70195 Du
70200 Tr
70201 Er
70202 Ex
70203 Lo
70205 Tr
70206 Me
70207 Me
70210 Of
70214 Cr
70215 Ba
70216 Ou
70225 Ac
70230 Ex
70231 Re
70232 Re
70255 Ou
70275 Pr
70301 Co
70302 Co
70303 Sc
70320 Cr
70326 De
70330 Ec
70336 Co
70902 Vi

Waste Co
IS 210 - P
2024-09

98501 D



Waste Co IS 210 - P 2024-09 98501 D	[REDACTED]	[REDACTED]
--	------------	------------


Waste Co
IS 210 - P
2024-09


98501 De
70035 Se
70036 Ot
70037 Te
70086 Sa
70090 W
70095 Er
70105 Er
70110 Co
70116 Pe
70147 Bl
70165 Co
70167 Ce
70170 Qu
70171 Va
70185 Pe
70190 Re
70195 Du
70200 Tr
70201 Er
70202 Ex
70203 Lo
70205 Tr
70206 Me
70207 Me
70210 Of
70214 Cr
70215 Ba
70216 Ou
70225 Ac
70230 Ex
70231 Re
70232 Re
70255 Ou
70275 Pr
70301 Co
70302 Co
70303 Sc
70320 Cr
70326 De
70330 Ec
70336 Co
70902 Vi





Waste Co
IS 210 - P
2024-09

98501 Da
70035 Se
70036 Ot
70037 Te
70086 Sa
70090 W
70095 Er
70105 Er
70110 Co
70116 Pe
70147 Bl
70165 Co
70167 Ce
70170 Qu
70171 Va
70185 Pe
70190 Re
70195 Du
70200 Tr
70201 Er
70202 Ex
70203 Lo
70205 Tr
70206 Me
70207 Me
70210 Of
70214 Cr
70215 Ba
70216 Ov
70225 Ac
70230 Ex
70231 Re
70232 Re
70255 Ov
70275 Pr
70301 Co
70302 Co
70303 Sc
70320 Cr
70326 De
70330 Ec
70336 Co
70902 Vi


















WASTE CONNECTIONS, INC.
CONSOLIDATED BALANCE SHEETS
(IN THOUSANDS OF U.S. DOLLARS, EXCEPT SHARE AND PER SHARE AMOUNTS)

	December 31,	
	2023	2022
ASSETS		
Current assets:		
Cash and equivalents	\$ 78,399	\$ 78,637
Accounts receivable, net of allowance for credit losses of \$23,553 and \$22,939 at December 31, 2023 and 2022, respectively	856,953	833,862
Prepaid expenses and other current assets	206,433	205,146
Total current assets	1,141,785	1,117,645
Restricted cash	105,639	102,727
Restricted investments	70,350	68,099
Property and equipment, net	7,228,331	6,950,915
Operating lease right-of-use assets	261,782	192,506
Goodwill	7,404,400	6,902,297
Intangible assets, net	1,603,541	1,673,917
Other assets, net	100,048	126,497
Total assets	<u>\$ 17,915,876</u>	<u>\$ 17,134,603</u>
LIABILITIES AND EQUITY		
Current liabilities:		
Accounts payable	\$ 642,455	\$ 638,728
Book overdraft	14,855	15,645
Deferred revenue	355,203	325,002
Accrued liabilities	521,428	431,247
Current portion of operating lease liabilities	32,533	35,170
Current portion of contingent consideration	94,996	60,092
Current portion of long-term debt and notes payable	26,462	6,759
Total current liabilities	1,687,932	1,512,643
Long-term portion of debt and notes payable	6,724,771	6,890,149
Long-term portion of operating lease liabilities	238,440	165,462
Long-term portion of contingent consideration	20,034	21,323
Deferred income taxes	1,022,480	1,013,742
Other long-term liabilities	524,438	417,640
Total liabilities	10,218,095	10,020,959
Commitments and contingencies (Note 13)		
Equity:		
Common shares: 257,659,921 shares issued and 257,600,479 shares outstanding at December 31, 2023; 257,211,175 shares issued and 257,145,716 shares outstanding at December 31, 2022	3,276,661	3,271,958
Additional paid-in capital	284,284	244,076
Accumulated other comprehensive loss	(9,826)	(56,830)
Treasury shares: 59,442 and 65,459 shares at December 31, 2023 and 2022, respectively	—	—
Retained earnings	4,141,690	3,649,494
Total Waste Connections' equity	7,692,809	7,108,698
Noncontrolling interest in subsidiaries	4,972	4,946
Total equity	7,697,781	7,113,644
Total liabilities and equity	<u>\$ 17,915,876</u>	<u>\$ 17,134,603</u>

ST Debt

LT Debt

Equity

The accompanying notes are an integral part of these consolidated financial statements.

WASTE CONNECTIONS, INC.
CONSOLIDATED STATEMENTS OF NET INCOME
(IN THOUSANDS OF U.S. DOLLARS, EXCEPT SHARE AND PER SHARE AMOUNTS)

	Year Ended December 31,		
	2023	2022	2021
Revenues	\$ 8,021,951	\$ 7,211,859	\$ 6,151,361
Operating expenses:			
Cost of operations	4,744,513	4,336,012	3,654,074
Selling, general and administrative	799,119	696,467	612,337
Depreciation	845,638	763,285	673,730
Amortization of intangibles	157,573	155,675	139,279
Impairments and other operating items	238,796	18,290	32,316
Operating income	1,236,312	1,242,190	1,039,625
Interest expense	(274,642)	(202,331)	(162,796)
Interest income	9,350	5,950	2,916
Other income, net	12,481	3,154	6,285
Loss on early extinguishment of debt	—	—	(115,288)
Income before income tax provision	983,501	1,048,963	770,742
Income tax provision	(220,675)	(212,962)	(152,253)
Net income	762,826	836,001	618,489
Less: Net income attributable to noncontrolling interests	(26)	(339)	(442)
Net income attributable to Waste Connections	\$ 762,800	\$ 835,662	\$ 618,047
Earnings per common share attributable to Waste Connections' common shareholders:			
Basic	\$ 2.96	\$ 3.25	\$ 2.37
Diluted	\$ 2.95	\$ 3.24	\$ 2.36
Shares used in the per share calculations:			
Basic	257,551,129	257,383,578	261,166,723
Diluted	258,149,244	258,038,801	261,728,470
Cash dividends per common share	\$ 1.050	\$ 0.945	\$ 0.845

The accompanying notes are an integral part of these consolidated financial statements.