



Performance Results

Washington January 2005 - December 2005

Qwest's Performance Assurance Plans (PAPs)

PAP specific statistical parameters are unique in some cases. For example, some PAPs apply a range of critical values dependent on the type of product and volume of orders. Accordingly, the critical z-values and resulting parity scores reflected in this report may differ from critical z-values and resulting parity values used to calculate PAP payments. For CLECs who have opted into a QPAP, the critical z-values and parity values applicable under the PAP will be applied and reflected in the CLEC payment summaries provided with any payments made.

The numerator and denominator of each performance result will be the same in both instances.

January 24, 2006

Table of Contents

Section	Page Number
GA-1 - Gateway Availability - IMA-GUI	21
<i>Gateway Availability - IMA-GUI(Percent)All(GA-1)(Benchmark)</i>	21
<i>Gateway Availability - IMA-GUI(Percent)SIA(GA-1)(Benchmark)</i>	21
GA-2 - Gateway Availability - IMA-EDI	22
<i>Gateway Availability - IMA-EDI(Percent)(GA-2)(Benchmark)</i>	22
GA-3 - Gateway Availability - EB-TA	23
<i>Gateway Availability - EB-TA(Percent)(GA-3)(Benchmark)</i>	23
GA-4 - System Availability - EXACT	24
<i>System Availability - EXACT(Percent)(GA-4)(Benchmark)</i>	24
GA-6 - Gateway Availability - GUI - Repair	25
<i>Gateway Availability - GUI - Repair(Percent)(GA-6)(Benchmark)</i>	25
GA-7 - Timely Outage Resolution following Software Releases	26
<i>Timely Outage Resolution following Software Releases(Percent)(GA-7)(Benchmark)</i>	26
PO-1 - Pre-Order/Order Response Times	27
<i>Pre-Order Response Times (Appt. Scheduler)(Average Seconds)IMA Request(PO-1A-1(a))(Diagnostic)</i>	27
<i>Pre-Order Response Times (Appt. Scheduler)(Average Seconds)IMA Response/Accept(PO-1A-1(b,c))(Diagnostic)</i>	27
<i>Pre-Order Response Times (Appt. Scheduler)(Average Seconds)IMA Aggregate(PO-1A-1 Total)(Benchmark)</i>	27
<i>Pre-Order Response Times (Service Availability)(Average Seconds)IMA Request(PO-1A-2(a))(Diagnostic)</i>	27
<i>Pre-Order Response Times (Service Availability)(Average Seconds)IMA Response(PO-1A-2(b))(Diagnostic)</i>	28
<i>Pre-Order Response Times (Service Availability)(Average Seconds)IMA Aggregate(PO-1A-2 Total)(Benchmark)</i>	28
<i>Pre-Order Response Times (Facility Check)(Average Seconds)IMA Request(PO-1A-3(a))(Diagnostic)</i>	28
<i>Pre-Order Response Times (Facility Check)(Average Seconds)IMA Response(PO-1A-3(b))(Diagnostic)</i>	28
<i>Pre-Order Response Times (Facility Check)(Average Seconds)IMA Aggregate(PO-1A-3 Total)(Benchmark)</i>	29
<i>Pre-Order Response Times (Address Validation)(Average Seconds)IMA Request(PO-1A-4(a))(Diagnostic)</i>	29
<i>Pre-Order Response Times (Address Validation)(Average Seconds)IMA Response(PO-1A-4(b))(Diagnostic)</i>	29
<i>Pre-Order Response Times (Address Validation)(Average Seconds)IMA Aggregate(PO-1A-4 Total)(Benchmark)</i>	29
<i>Pre-Order Response Times (Get CSR)(Average Seconds)IMA Request(PO-1A-5(a))(Diagnostic)</i>	30
<i>Pre-Order Response Times (Get CSR)(Average Seconds)IMA Response(PO-1A-5(b))(Diagnostic)</i>	30
<i>Pre-Order Response Times (Get CSR)(Average Seconds)IMA Aggregate(PO-1A-5 Total)(Benchmark)</i>	30
<i>Pre-Order Response Times (TN Reservation)(Average Seconds)IMA Request(PO-1A-6(a))(Diagnostic)</i>	30
<i>Pre-Order Response Times (TN Reservation)(Average Seconds)IMA Response(PO-1A-6(b))(Diagnostic)</i>	31
<i>Pre-Order Response Times (TN Reservation)(Average Seconds)IMA Accept(PO-1A-6(c))(Diagnostic)</i>	31
<i>Pre-Order Response Times (TN Reservation)(Average Seconds)IMA Aggregate(PO-1A-6 Total)(Benchmark)</i>	31
<i>Pre-Order Response Times (Loop Qualification Tools)(Average Seconds)IMA Request(PO-1A-7(a))(Diagnostic)</i>	31
<i>Pre-Order Response Times (Loop Qualification Tools)(Average Seconds)IMA Response(PO-1A-7(b))(Diagnostic)</i>	32
<i>Pre-Order Response Times (Loop Qualification Tools)(Average Seconds)IMA Aggregate(PO-1A-7 Total)(Benchmark)</i>	32
<i>Pre-Order Response Times (Resale of Qwest DSL Qualification)(Average Seconds)IMA Request(PO-1A-8(a))(Diagnostic)</i>	32
<i>Pre-Order Response Times (Resale of Qwest DSL Qualification)(Average Seconds)IMA Response(PO-1A-8(b))(Diagnostic)</i>	32
<i>Pre-Order Response Times (Resale of Qwest DSL Qualification)(Average Seconds)IMA Aggregate(PO-1A-8 Total)(Benchmark)</i>	33
<i>Pre-Order Response Times (Connecting Facility Assignment)(Average Seconds)IMA Request(PO-1A-9(a))(Diagnostic)</i>	33
<i>Pre-Order Response Times (Connecting Facility Assignment)(Average Seconds)IMA Response(PO-1A-9(b))(Diagnostic)</i>	33
<i>Pre-Order Response Times (Connecting Facility Assignment)(Average Seconds)IMA Aggregate(PO-1A-9 Total)(Benchmark)</i>	33
<i>Pre-Order Response Times (Meet Point Inquiry)(Average Seconds)IMA Request(PO-1A-10(a))(Diagnostic)</i>	34
<i>Pre-Order Response Times (Meet Point Inquiry)(Average Seconds)IMA Response(PO-1A-10(b))(Diagnostic)</i>	34
<i>Pre-Order Response Times (Meet Point Inquiry)(Average Seconds)IMA Aggregate(PO-1A-10 Total)(Benchmark)</i>	34

Table of Contents

Section	Page Number
<i>Pre-Order Response Times (Appt. Scheduler)(Average Seconds)EDI Request/Response(PO-1B-1)(Benchmark)</i>	35
<i>Pre-Order Response Times (Service Availability)(Average Seconds)EDI Request/Response(PO-1B-2)(Benchmark)</i>	35
<i>Pre-Order Response Times (Facility Check)(Average Seconds)EDI Request/Response(PO-1B-3)(Benchmark)</i>	35
<i>Pre-Order Response Times (Address Validation)(Average Seconds)EDI Request/Response(PO-1B-4)(Benchmark)</i>	35
<i>Pre-Order Response Times (Get CSR)(Average Seconds)EDI Request/Response(PO-1B-5)(Benchmark)</i>	36
<i>Pre-Order Response Times (TN Reservation)(Average Seconds)EDI Request/Response(PO-1B-6)(Benchmark)</i>	36
<i>Pre-Order Response Times (Loop Qualification Tools)(Average Seconds)EDI Request/Response(PO-1B-7)(Benchmark)</i>	36
<i>Pre-Order Response Times (Resale of Qwest DSL Qualification)(Average Seconds)EDI Request/Response(PO-1B-8)(Benchmark)</i>	36
<i>Pre-Order Response Times (Connecting Facility Assignment)(Average Seconds)EDI Request/Response(PO-1B-9)(Benchmark)</i>	37
<i>Pre-Order Response Times (Meet Point Inquiry)(Average Seconds)EDI Request/Response(PO-1B-10)(Benchmark)</i>	37
<i>Pre-Order Response Times (Timeout)(Percent)IMA Total(PO-1C-1)(Benchmark)</i>	37
<i>Pre-Order Response Times (Timeout)(Percent)EDI Total(PO-1C-2)(Benchmark)</i>	37
<i>Pre-Order Response Times (Rejected Query)(Average Seconds)IMA Total(PO-1D-1)(Diagnostic)</i>	38
<i>Pre-Order Response Times (Rejected Query)(Average Seconds)EDI Total(PO-1D-2)(Diagnostic)</i>	38
PO-2A-1 - Electronic Flow-through for LSRs received via IMA GUI (Percent)	39
<i>Resale Aggregate W/O UNE-P-POTS(Diagnostic)</i>	39
<i>Unbundled Loop Aggregate(Diagnostic)</i>	39
<i>LNP(Diagnostic)</i>	39
<i>UNE - P (POTS)(Diagnostic)</i>	39
<i>UNE P (POTS AGG)(Diagnostic)</i>	40
PO-2A-2 - Electronic Flow-through for LSRs received via IMA EDI (Percent)	41
<i>Resale Aggregate W/O UNE-P-POTS(Diagnostic)</i>	41
<i>Unbundled Loop Aggregate(Diagnostic)</i>	41
<i>LNP(Diagnostic)</i>	41
<i>UNE - P (POTS)(Diagnostic)</i>	41
<i>UNE P (POTS AGG)(Diagnostic)</i>	42
<i>Line Sharing(Diagnostic)</i>	42
PO-2B-1 - Electronic Flow-through for All Eligible LSRs received via IMA GUI (Percent)	43
<i>Resale Aggregate W/O UNE-P-POTS(Benchmark)</i>	43
<i>Unbundled Loop Aggregate(Benchmark)</i>	43
<i>LNP(Benchmark)</i>	43
<i>UNE - P (POTS)(Benchmark)</i>	43
<i>UNE P (POTS AGG)(Benchmark)</i>	44
PO-2B-2 - Electronic Flow-through for All Eligible LSRs received via IMA EDI (Percent)	45
<i>Resale Aggregate W/O UNE-P-POTS(Benchmark)</i>	45
<i>Unbundled Loop Aggregate(Benchmark)</i>	45
<i>LNP(Benchmark)</i>	45
<i>UNE - P (POTS)(Benchmark)</i>	45
<i>UNE P (POTS AGG)(Benchmark)</i>	46
<i>Line Sharing(Diagnostic)</i>	46
PO-3 - LSR Rejection Notice Interval	47
<i>LSR Rejection Notice Interval for IMA - Rejected Manually(Hours and Minutes)(PO-3A-1)(Benchmark)</i>	47
<i>LSR Rejection Notice Interval for IMA - Auto-Rejected(Minutes and Seconds)(PO-3A-2)(Benchmark)</i>	47
<i>LSR Rejection Notice Interval for EDI - Rejected Manually(Hours and Minutes)(PO-3B-1)(Benchmark)</i>	47
<i>LSR Rejection Notice Interval for EDI - Auto-Rejected(Minutes and Seconds)(PO-3B-2)(Benchmark)</i>	47
<i>LSR Rejection Notice Interval for Manual and IIS(Hours and Minutes)(PO-3C)(Benchmark)</i>	48

Table of Contents

Section	Page Number
PO-4 - LSRs Rejected	49
<i>LSRs Rejected for IMA - Rejected Manually(Percent)(PO-4A-1)(Diagnostic)</i>	49
<i>LSRs Rejected for IMA - Auto-Rejected(Percent)(PO-4A-2)(Diagnostic)</i>	49
<i>LSRs Rejected for EDI - Rejected Manually(Percent)(PO-4B-1)(Diagnostic)</i>	49
<i>LSRs Rejected for EDI - Auto-Rejected(Percent)(PO-4B-2)(Diagnostic)</i>	49
<i>LSRs Received via Facsimile(Percent)(PO-4C)(Diagnostic)</i>	50
PO-5A-1 - FOCs On Time for Fully Electronic LSRs Received via IMA GUI (Percent)	51
<i>Resale Aggregate(PO-5A-1(a))(Benchmark)</i>	51
<i>Unbundled Loop Aggregate(PO-5A-1(b))(Benchmark)</i>	51
<i>LNP(PO-5A-1(c))(Benchmark)</i>	51
PO-5A-2 - FOCs On Time for Fully Electronic LSRs Received via IMA EDI (Percent)	52
<i>Resale Aggregate(PO-5A-2(a))(Benchmark)</i>	52
<i>Unbundled Loop Aggregate(PO-5A-2(b))(Benchmark)</i>	52
<i>LNP(PO-5A-2(c))(Benchmark)</i>	52
PO-5B-1 - FOCs On Time for Electronic/Manual LSRs Received via IMA GUI (Percent)	53
<i>Resale Aggregate(PO-5B-1(a))(Benchmark)</i>	53
<i>Unbundled Loop Aggregate(PO-5B-1(b))(Benchmark)</i>	53
<i>Unbundled Loop AGG-EELs(PO-5B-1(b))(Benchmark)</i>	53
<i>LNP(PO-5B-1(c))(Benchmark)</i>	53
PO-5B-2 - FOCs On Time for Electronic/Manual LSRs Received via IMA EDI (Percent)	54
<i>Resale Aggregate(PO-5B-2(a))(Benchmark)</i>	54
<i>Unbundled Loop Aggregate(PO-5B-2(b))(Benchmark)</i>	54
<i>Unbundled Loop AGG-EELs(PO-5B-2(b))(Benchmark)</i>	54
<i>LNP(PO-5B-2(c))(Benchmark)</i>	54
PO-5C - FOCs on Time for Manual (Percent)	55
<i>Resale Aggregate(PO-5C-(a))(Benchmark)</i>	55
<i>Unbundled Loop Aggregate(PO-5C-(b))(Benchmark)</i>	55
<i>Unbundled Loop AGG-EELs(PO-5C-(b))(Benchmark)</i>	55
<i>LNP(PO-5C-(c))(Benchmark)</i>	55
PO-5D - FOCs on Time (Percent)	56
<i>LIS Trunk(PO-5D)(Benchmark)</i>	56
PO-6 - Work Completion Notification Timeliness	57
<i>Notices Made Available via IMA - GUIAll(Hours and Minutes)(PO-6A)(Benchmark)</i>	57
<i>Notices Transmitted via IMA - EDIAll(Hours and Minutes)(PO-6B)(Benchmark)</i>	57
PO-7 - Billing Completion Notification Timeliness	58
<i>Notices Made Available via IMA - GUI / Billing System Posting CompletionsAll(Percent)(PO-7A,C)(Parity)</i>	58
<i>Notices Transmitted via IMA - EDI / Billing System Posting CompletionsAll(Percent)(PO-7B,C)(Parity)</i>	58
PO-8 - Jeopardy Notice Interval	59
<i>Non-Designed Services(Whole Number)(PO-8A)(Parity)</i>	59
<i>Unbundled Loops and Number Portability(Whole Number)(PO-8B)(Parity)</i>	59
<i>UNE - P (POTS)(Whole Number)(PO-8D)(Parity)</i>	59

Table of Contents

Section	Page Number
PO-9 - Timely Jeopardy Notices	60
<i>Non-Designed Services(PO-9A)(Parity)</i>	60
<i>Unbundled Loops and Number Portability(PO-9B)(Parity)</i>	60
<i>LIS Trunk(PO-9C)(Parity)</i>	60
<i>UNE - P (POTS)(PO-9D)(Parity)</i>	60
PO-15 - Number of Due Date Changes per Order	61
<i>All(PO-15)(Diagnostic)</i>	61
PO-16 - Timely Release Notifications	62
<i>(PO-16)(Percent)(Benchmark)</i>	62
PO-19 - Stand-Alone Test Environment (SATE) Accuracy	63
<i>(PO-19) (Percent)(Benchmark)</i>	63
<i>(PO-19A)Rel. 15.0(Percent)(Benchmark)</i>	63
<i>(PO-19)Rel. 16.0(Percent)(Benchmark)</i>	63
<i>(PO-19)Rel. 17.0(Percent)(Benchmark)</i>	63
<i>(PO-19)Rel. 18.0(Percent)(Benchmark)</i>	64
<i>(PO-19)Rel. VICKI(Percent)(Benchmark)</i>	64
<i>(PO-19B) (Percent)(Benchmark)</i>	64
PO-20 (Expanded) Manual Service Order Accuracy (Phase 1)	65
<i>Unbundled Loops(Benchmark)</i>	65
<i>Resale & UNE-P (POTS)(Benchmark)</i>	65
PO-20 (Expanded) Manual Service Order Accuracy (Phase 2)	66
<i>Unbundled Loops(Benchmark)</i>	66
<i>Resale & UNE-P (POTS)(Benchmark)</i>	66
PO-20 (Expanded) Manual Service Order Accuracy (Phase 3)	67
<i>Unbundled Loops(Benchmark)</i>	67
<i>Resale & UNE-P (POTS)(Benchmark)</i>	67
PO-20 (Expanded) Manual Service Order Accuracy (Phase 4)	68
<i>Unbundled Loops(Benchmark)</i>	68
<i>Resale & UNE-P (POTS)(Benchmark)</i>	68
OP-2 - Calls Answered within Twenty Seconds - Interconnect Provisioning Center	69
<i>Calls Answered within Twenty Seconds - Interconnect Provisioning Center(Percent)(OP-2)(Diagnostic)</i>	69
OP-3A - Installation Commitments Met (Percent) - Dispatches within MSAs	70
<i>Residence(Parity)</i>	70
<i>Business(Parity)</i>	70
<i>Qwest DSL(Parity)</i>	70
<i>UNE - P (POTS)(Parity)</i>	70
<i>UNE P (Centrex)(Parity)</i>	71
<i>Line Sharing(Benchmark)</i>	72
<i>Line Splitting</i>	73
OP-3B - Installation Commitments Met (Percent) - Dispatches outside MSAs	74

Table of Contents

Section	Page Number
<i>Residence(Parity)</i>	74
<i>Business(Parity)</i>	74
<i>Qwest DSL(Parity)</i>	74
<i>UNE - P (POTS)(Parity)</i>	74
OP-3C - Installation Commitments Met (Percent) - No dispatches	75
<i>Residence(Parity)</i>	75
<i>Business(Parity)</i>	75
<i>PBX(Parity)</i>	75
<i>Qwest DSL(Parity)</i>	75
<i>UNE - P (POTS)(Parity)</i>	76
<i>Line Sharing(Benchmark)</i>	77
<i>Line Splitting</i>	78
OP-3D - Installation Commitments Met (Percent) - Interval Zone One	79
<i>DS1(Parity)</i>	79
<i>PBX(Parity)</i>	79
<i>LIS Trunk(Parity)</i>	79
<i>UDIT DS1(Parity)</i>	80
<i>UDIT Above DS1 Level(Parity)</i>	80
<i>Dark Fiber - IOF(Diagnostic)</i>	80
<i>Unbundled Loop - DS1 Capable(Parity)</i>	80
<i>Unbundled Loop ISDN Capable(Parity)</i>	81
<i>Unbundled Loop - ADSL Qualified(Parity)</i>	81
<i>Unbundled Loop - DS3 Capable(Parity)</i>	81
<i>Qwest DSL(Parity)</i>	81
<i>Dark Fiber - Loop(Diagnostic)</i>	82
<i>E911(Parity)</i>	82
<i>Unbundled Loop Analog(Benchmark)</i>	83
<i>Unbundled Loop - 2 Wire Non-Loaded(Benchmark)</i>	83
<i>Unbundled Loop - XDSLi(Benchmark)</i>	83
<i>Unbundled Loop Conditioned(Benchmark)</i>	83
<i>Enhanced Extended Loops - DS0 Capable(Benchmark)</i>	84
<i>Enhanced Extended Loops - DS3 Capable(Benchmark)</i>	84
<i>Enhanced Extended Loops - DS1 Capable(Parity)</i>	85
OP-3E - Installation Commitments Met (Percent) - Interval Zone Two	86
<i>ISDN Primary(Parity)</i>	86
<i>DS1(Parity)</i>	86
<i>PBX(Parity)</i>	86
<i>LIS Trunk(Parity)</i>	86
<i>UDIT DS1(Parity)</i>	87
<i>UDIT Above DS1 Level(Parity)</i>	87
<i>Dark Fiber - IOF(Diagnostic)</i>	87
<i>Unbundled Loop - DS1 Capable(Parity)</i>	87
<i>Unbundled Loop ISDN Capable(Parity)</i>	88
<i>Unbundled Loop - ADSL Qualified(Parity)</i>	88
<i>Unbundled Loop - DS3 Capable(Parity)</i>	88
<i>E911(Parity)</i>	88
<i>Unbundled Loop Analog(Benchmark)</i>	89
<i>Unbundled Loop - 2 Wire Non-Loaded(Benchmark)</i>	89

Table of Contents

Section	Page Number
<i>Unbundled Loop - XDSL(Benchmark)</i>	89
<i>Unbundled Loop Conditioned(Benchmark)</i>	89
<i>Enhanced Extended Loops - DS0 Capable(Benchmark)</i>	90
<i>Enhanced Extended Loops - DS1 Capable(Parity)</i>	91
OP-4A - Installation Interval (Average Days) - Dispatches within MSAs	92
<i>Residence(Parity)</i>	92
<i>Business(Parity)</i>	92
<i>Qwest DSL(Parity)</i>	92
<i>UNE - P (POTS)(Parity)</i>	92
<i>UNE P (Centrex)(Parity)</i>	93
<i>Line Sharing(Benchmark)</i>	94
<i>Line Splitting</i>	95
OP-4B - Installation Interval (Average Days) - Dispatches outside MSAs	96
<i>Residence(Parity)</i>	96
<i>Business(Parity)</i>	96
<i>Qwest DSL(Parity)</i>	96
<i>UNE - P (POTS)(Parity)</i>	96
OP-4C - Installation Interval (Average Days) - No dispatches	97
<i>Residence(Parity)</i>	97
<i>Business(Parity)</i>	97
<i>PBX(Parity)</i>	97
<i>Qwest DSL(Parity)</i>	97
<i>UNE - P (POTS)(Parity)</i>	98
<i>Line Sharing(Benchmark)</i>	99
<i>Line Splitting</i>	100
OP-4D - Installation Interval (Average Days) - Interval Zone One	101
<i>DS1(Parity)</i>	101
<i>PBX(Parity)</i>	101
<i>LIS Trunk(Parity)</i>	101
<i>UDIT DS1(Parity)</i>	102
<i>UDIT Above DS1 Level(Parity)</i>	102
<i>Dark Fiber - IOF(Diagnostic)</i>	102
<i>Unbundled Loop - DS1 Capable(Parity)</i>	102
<i>Unbundled Loop ISDN Capable(Parity)</i>	103
<i>Unbundled Loop - ADSL Qualified(Parity)</i>	103
<i>Unbundled Loop - DS3 Capable(Parity)</i>	103
<i>Qwest DSL(Parity)</i>	103
<i>Dark Fiber - Loop(Diagnostic)</i>	104
<i>E911(Parity)</i>	104
<i>Unbundled Loop Analog(Benchmark)</i>	105
<i>Unbundled Loop - 2 Wire Non-Loaded(Benchmark)</i>	105
<i>Unbundled Loop - XDSL(Benchmark)</i>	105
<i>Unbundled Loop Conditioned(Benchmark)</i>	105
<i>Enhanced Extended Loops - DS0 Capable(Diagnostic)</i>	106
<i>Enhanced Extended Loops - DS3 Capable(Diagnostic)</i>	106
<i>Enhanced Extended Loops - DS1 Capable(Parity)</i>	107

Table of Contents

Section	Page Number
OP-4E - Installation Interval (Average Days) - Interval Zone Two	108
<i>ISDN Primary(Parity)</i>	108
<i>DS1(Parity)</i>	108
<i>PBX(Parity)</i>	108
<i>LIS Trunk(Parity)</i>	108
<i>UDIT DS1(Parity)</i>	109
<i>UDIT Above DS1 Level(Parity)</i>	109
<i>Dark Fiber - IOF(Diagnostic)</i>	109
<i>Unbundled Loop - DS1 Capable(Parity)</i>	109
<i>Unbundled Loop ISDN Capable(Parity)</i>	110
<i>Unbundled Loop - ADSL Qualified(Parity)</i>	110
<i>Unbundled Loop - DS3 Capable(Parity)</i>	110
<i>E911(Parity)</i>	110
<i>Unbundled Loop Analog(Benchmark)</i>	111
<i>Unbundled Loop - 2 Wire Non-Loaded(Benchmark)</i>	111
<i>Unbundled Loop - XDSL<i>i</i>(Benchmark)</i>	111
<i>Unbundled Loop Conditioned(Benchmark)</i>	111
<i>Enhanced Extended Loops - DS0 Capable(Diagnostic)</i>	112
<i>Enhanced Extended Loops - DS1 Capable(Parity)</i>	113
 OP-5A - New Service Installation Quality Reported to Repair (Percent)	 114
<i>Residence(Parity)</i>	114
<i>Business(Parity)</i>	114
<i>PBX(Parity)</i>	114
<i>Qwest DSL(Parity)</i>	114
<i>UNE - P (POTS)(Parity)</i>	115
<i>UNE P (Centrex)(Parity)</i>	115
<i>ISDN Primary(Parity)</i>	115
<i>DS1(Parity)</i>	115
<i>Line Sharing(Parity)</i>	116
<i>Line Splitting(Parity)</i>	116
<i>UDIT DS1(Parity)</i>	117
<i>UDIT Above DS1 Level(Parity)</i>	117
<i>Dark Fiber - IOF(Diagnostic)</i>	117
<i>Unbundled Loop Analog(Parity)</i>	117
<i>Unbundled Loop - 2 Wire Non-Loaded(Parity)</i>	118
<i>Unbundled Loop - DS1 Capable(Parity)</i>	118
<i>Unbundled Loop - XDSL<i>i</i>(Parity)</i>	118
<i>Unbundled Loop ISDN Capable(Parity)</i>	118
<i>Unbundled Loop - ADSL Qualified(Parity)</i>	119
<i>Unbundled Loop - DS3 Capable(Parity)</i>	119
<i>LIS Trunk(Parity)</i>	119
<i>Dark Fiber - Loop(Diagnostic)</i>	119
<i>E911(Parity)</i>	120
<i>Enhanced Extended Loops - DS1 Capable(Parity)</i>	120
<i>Enhanced Extended Loops - DS0 Capable(Diagnostic)</i>	121
<i>Enhanced Extended Loops - DS3 Capable(Diagnostic)</i>	121
 OP-5B - New Service Provisioning Quality (Percent)	 122
<i>Residence(Benchmark)</i>	122
<i>Business(Benchmark)</i>	122

Table of Contents

Section	Page Number
<i>PBX(Benchmark)</i>	122
<i>Qwest DSL(Benchmark)</i>	122
<i>UNE - P (POTS)(Benchmark)</i>	123
<i>UNE P (Centrex)(Diagnostic)</i>	123
<i>ISDN Primary(Benchmark)</i>	123
<i>DS1(Benchmark)</i>	123
<i>Line Sharing(Benchmark)</i>	124
<i>Line Splitting(Benchmark)</i>	124
<i>Unbundled Loop Analog(Benchmark)</i>	125
<i>Unbundled Loop - 2 Wire Non-Loaded(Benchmark)</i>	125
<i>Unbundled Loop - DS1 Capable(Benchmark)</i>	125
<i>Unbundled Loop - XDSLi(Benchmark)</i>	125
<i>Unbundled Loop ISDN Capable(Benchmark)</i>	126
<i>Unbundled Loop - ADSL Qualified(Benchmark)</i>	126
<i>Unbundled Loop - DS3 Capable(Benchmark)</i>	126
<i>Dark Fiber - Loop(Diagnostic)</i>	126
<i>Enhanced Extended Loops - DS0 Capable(Benchmark)</i>	127
<i>Enhanced Extended Loops - DS1 Capable(Benchmark)</i>	127
<i>Enhanced Extended Loops - DS3 Capable(Benchmark)</i>	127
OP-5T - New Service Installation Quality Total (Percent)	128
<i>Residence(Diagnostic)</i>	128
<i>Business(Diagnostic)</i>	128
<i>PBX(Diagnostic)</i>	128
<i>Qwest DSL(Diagnostic)</i>	128
<i>UNE - P (POTS)(Diagnostic)</i>	129
<i>UNE P (Centrex)(Diagnostic)</i>	129
<i>ISDN Primary(Diagnostic)</i>	129
<i>DS1(Diagnostic)</i>	129
<i>Line Sharing(Diagnostic)</i>	130
<i>Line Splitting(Diagnostic)</i>	130
<i>Unbundled Loop Analog(Diagnostic)</i>	131
<i>Unbundled Loop - 2 Wire Non-Loaded(Diagnostic)</i>	131
<i>Unbundled Loop - DS1 Capable(Diagnostic)</i>	131
<i>Unbundled Loop - XDSLi(Diagnostic)</i>	131
<i>Unbundled Loop ISDN Capable(Diagnostic)</i>	132
<i>Unbundled Loop - ADSL Qualified(Diagnostic)</i>	132
<i>Unbundled Loop - DS3 Capable(Diagnostic)</i>	132
<i>Dark Fiber - Loop(Diagnostic)</i>	132
<i>Enhanced Extended Loops - DS0 Capable(Diagnostic)</i>	133
<i>Enhanced Extended Loops - DS1 Capable(Diagnostic)</i>	133
<i>Enhanced Extended Loops - DS3 Capable(Diagnostic)</i>	133
OP-5R - New Service Quality Multiple Report Rate (Percent)	134
<i>Residence(Diagnostic)</i>	134
<i>Business(Diagnostic)</i>	134
<i>Qwest DSL(Diagnostic)</i>	134
<i>UNE - P (POTS)(Diagnostic)</i>	134
<i>UNE P (Centrex)(Diagnostic)</i>	135
<i>ISDN Primary(Diagnostic)</i>	135
<i>Line Sharing(Diagnostic)</i>	136

Table of Contents

Section	Page Number
<i>Line Splitting(Diagnostic)</i>	136
<i>UDIT Above DS1 Level(Diagnostic)</i>	137
<i>Unbundled Loop Analog(Diagnostic)</i>	137
<i>Unbundled Loop - 2 Wire Non-Loaded(Diagnostic)</i>	137
<i>Unbundled Loop - DS1 Capable(Diagnostic)</i>	137
<i>Unbundled Loop - XDSLi(Diagnostic)</i>	138
<i>Unbundled Loop ISDN Capable(Diagnostic)</i>	138
<i>Unbundled Loop - ADSL Qualified(Diagnostic)</i>	138
<i>LIS Trunk(Diagnostic)</i>	138
<i>Dark Fiber - Loop(Diagnostic)</i>	139
OP-5R - New Service Quality Multiple Report Rate (Percent)	140
<i>Enhanced Extended Loops - DS1 Capable(Diagnostic)</i>	140
<i>Enhanced Extended Loops - DS3 Capable(Diagnostic)</i>	140
OP-6A-1 - Delayed Days for Non-Facility Reasons (Average Days) - Dispatches within MSAs	141
<i>Residence(Parity)</i>	141
<i>Qwest DSL(Parity)</i>	141
<i>UNE - P (POTS)(Parity)</i>	141
<i>Line Splitting(Parity)</i>	141
OP-6A-2 - Delayed Days for Non-Facility Reasons (Average Days) - Dispatches outside MSAs	142
<i>Residence(Parity)</i>	142
<i>UNE - P (POTS)(Parity)</i>	142
OP-6A-3 - Delayed Days for Non-Facility Reasons (Average Days) - No dispatches	143
<i>Residence(Parity)</i>	143
<i>Qwest DSL(Parity)</i>	143
OP-6A-4 - Delayed Days for Non-Facility Reasons (Average Days) - Interval Zone One	144
<i>PBX(Parity)</i>	144
<i>LIS Trunk(Parity)</i>	144
<i>Unbundled Loop Analog(Parity)</i>	145
<i>Unbundled Loop - 2 Wire Non-Loaded(Parity)</i>	145
<i>Unbundled Loop - DS1 Capable(Parity)</i>	145
<i>Unbundled Loop ISDN Capable(Parity)</i>	145
<i>Unbundled Loop - ADSL Qualified(Parity)</i>	146
<i>E911(Parity)</i>	146
<i>Enhanced Extended Loops - DS0 Capable(Diagnostic)</i>	147
<i>Enhanced Extended Loops - DS1 Capable(Parity)</i>	148
OP-6A-5 - Delayed Days for Non-Facility Reasons (Average Days) - Interval Zone Two	149
<i>ISDN Primary(Parity)</i>	149
<i>PBX(Parity)</i>	149
<i>LIS Trunk(Parity)</i>	149
<i>UDIT Above DS1 Level(Parity)</i>	150
<i>Unbundled Loop Analog(Parity)</i>	150
<i>Unbundled Loop - 2 Wire Non-Loaded(Parity)</i>	150
<i>Unbundled Loop - DS1 Capable(Parity)</i>	150
<i>Unbundled Loop ISDN Capable(Parity)</i>	151
<i>Unbundled Loop - ADSL Qualified(Parity)</i>	151

Table of Contents

Section	Page Number
<i>Enhanced Extended Loops - DS1 Capable(Parity)</i>	152
OP-6B-1 - Delayed Days for Facility Reasons (Average Days) - Dispatches within MSAs	153
<i>Residence(Parity)</i>	153
<i>Business(Parity)</i>	153
<i>Qwest DSL(Parity)</i>	153
OP-6B-2 - Delayed Days for Facility Reasons (Average Days) - Dispatches outside MSAs	154
<i>Residence(Parity)</i>	154
OP-6B-3 - Delayed Days for Facility Reasons (Average Days) - No dispatches	155
<i>Residence(Parity)</i>	155
<i>Qwest DSL(Parity)</i>	155
OP-6B-4 - Delayed Days for Facility Reasons (Average Days) - Interval Zone One	156
<i>Unbundled Loop Analog(Parity)</i>	156
<i>Unbundled Loop - 2 Wire Non-Loaded(Parity)</i>	156
<i>Unbundled Loop - DS1 Capable(Parity)</i>	156
<i>Unbundled Loop ISDN Capable(Parity)</i>	156
<i>Unbundled Loop - ADSL Qualified(Parity)</i>	157
<i>E911(Parity)</i>	157
OP-6B-5 - Delayed Days for Facility Reasons (Average Days) - Interval Zone Two	158
<i>ISDN Primary(Parity)</i>	158
<i>DS1(Parity)</i>	158
<i>UDIT Above DS1 Level(Parity)</i>	159
<i>Unbundled Loop Analog(Parity)</i>	159
<i>Unbundled Loop - 2 Wire Non-Loaded(Parity)</i>	159
<i>Unbundled Loop - DS1 Capable(Parity)</i>	159
<i>Unbundled Loop ISDN Capable(Parity)</i>	160
<i>Enhanced Extended Loops - DS1 Capable(Diagnostic)</i>	161
OP-7 - Coordinated Hot Cut Interval (Hours:Minutes)	162
<i>Unbundled Loop - Analog(Diagnostic)</i>	162
<i>Unbundled Loop Other(Diagnostic)</i>	162
OP-8 - Number Portability Timeliness (Percent)	163
<i>Number Portability Timeliness(Percent)(OP-8B)(Benchmark)</i>	163
<i>Percentage of LNP Triggers Set Prior to the Frame Due Time(Percent)(OP-8C)(Benchmark)</i>	163
OP-13 - Coordinated Cuts on Time (Percent)	164
<i>Coordinated Cuts Completed on Time(Percent)Unbundled Loop - Analog(OP-13A)(Benchmark)</i>	164
<i>Coordinated Cuts Completed on Time(Percent)Unbundled Loop Other(OP-13A)(Benchmark)</i>	164
<i>Coordinated Cuts Started Without CLEC Approval(Percent)Unbundled Loop - Analog(OP-13B)(Diagnostic)</i>	164
<i>Coordinated Cuts Started Without CLEC Approval(Percent)Unbundled Loop Other(OP-13B)(Diagnostic)</i>	164
OP-15A - Interval for Pending Orders Delayed Past Due Date	165
<i>Residence(Parity)</i>	165
<i>Business(Parity)</i>	165
<i>UNE - P (POTS)(Parity)</i>	165
<i>Line Sharing(Parity)</i>	165

Table of Contents

Section	Page Number
OP-15A - Interval for Pending Orders Delayed Past Due Date	166
<i>ISDN Primary(Parity)</i>	166
OP-15A - Interval for Pending Orders Delayed Past Due Date	167
<i>LIS Trunk(Parity)</i>	167
<i>UDIT Above DS1 Level(Parity)</i>	167
<i>Unbundled Loop Analog(Parity)</i>	167
<i>Unbundled Loop - 2 Wire Non-Loaded(Parity)</i>	167
<i>Unbundled Loop - DS1 Capable(Parity)</i>	168
<i>Unbundled Loop ISDN Capable(Parity)</i>	168
<i>Qwest DSL(Parity)</i>	168
<i>Dark Fiber - Loop(Diagnostic)</i>	168
<i>Enhanced Extended Loops (EELs)(Diagnostic)</i>	169
OP-15B - Count of Pending Orders Delayed for Facilities Reasons	170
<i>Residence(Diagnostic)</i>	170
<i>Business(Diagnostic)</i>	170
<i>UNE - P (POTS)(Diagnostic)</i>	170
<i>Line Sharing(Parity)</i>	170
<i>ISDN Primary(Parity)</i>	171
<i>LIS Trunk(Diagnostic)</i>	172
<i>UDIT Above DS1 Level(Diagnostic)</i>	172
<i>Unbundled Loop Analog(Diagnostic)</i>	172
<i>Unbundled Loop - 2 Wire Non-Loaded(Diagnostic)</i>	172
<i>Unbundled Loop - DS1 Capable(Diagnostic)</i>	173
<i>Unbundled Loop ISDN Capable(Diagnostic)</i>	173
<i>Qwest DSL(Parity)</i>	173
<i>Dark Fiber - Loop(Diagnostic)</i>	173
<i>Enhanced Extended Loops (EELs)(Diagnostic)</i>	174
OP-17 - Timeliness of Disconnects associated with LNP Orders	175
<i>Timeliness of Disconnects associated with LNP Orders(Percent)(OP-17A)(Benchmark)</i>	175
<i>Timeliness of Disconnects associated with LNP Orders(Percent)(OP-17B)(Diagnostic)</i>	175
MR-2 - Calls Answered within 20 Seconds - Interconnect Repair Center (Percent)	176
<i>Calls Answered within 20 seconds - Interconnect Repair Center(Percent)(MR-2)(Diagnostic)</i>	176
MR-3A - Out of Service Cleared within 24 Hours (Percent) - Dispatches within MSAs	177
<i>Residence(Parity)</i>	177
<i>Business(Parity)</i>	177
<i>Centrex(Parity)</i>	177
<i>Centrex 21(Parity)</i>	177
<i>PBX(Parity)</i>	178
<i>UNE - P (POTS)(Parity)</i>	178
<i>UNE P (Centrex)(Parity)</i>	178
<i>UNE P (Centrex 21)(Parity)</i>	178
<i>Line Sharing(Parity)</i>	179
<i>Line Splitting(Parity)</i>	179
MR-3B - Out of Service Cleared within 24 Hours (Percent) - Dispatches outside MSAs	180

Table of Contents

Section	Page Number
<i>Residence(Parity)</i>	180
<i>Business(Parity)</i>	180
<i>Centrex 21(Parity)</i>	180
<i>PBX(Parity)</i>	180
<i>UNE - P (POTS)(Parity)</i>	181
<i>UNE P (Centrex)(Parity)</i>	181
<i>Line Sharing(Parity)</i>	181
MR-3C - Out of Service Cleared within 24 Hours (Percent) - No dispatches	182
<i>Residence(Parity)</i>	182
<i>Business(Parity)</i>	182
<i>Centrex 21(Parity)</i>	182
<i>PBX(Parity)</i>	182
<i>UNE - P (POTS)(Parity)</i>	183
<i>UNE P (Centrex)(Diagnostic)</i>	183
<i>Line Sharing(Parity)</i>	183
<i>Line Splitting(Parity)</i>	183
MR-3D - Out of Service Cleared within 24 Hours (Percent) - Interval Zone One	184
<i>Qwest DSL(Parity)</i>	184
<i>Unbundled Loop Analog(Parity)</i>	184
<i>Unbundled Loop - 2 Wire Non-Loaded(Parity)</i>	184
<i>Unbundled Loop - ADSL Qualified(Parity)</i>	184
<i>Unbundled Loop - XDSLi(Parity)</i>	185
<i>Unbundled Loop ISDN Capable(Parity)</i>	185
MR-3E - Out of Service Cleared within 24 Hours (Percent) - Interval Zone Two	186
<i>Unbundled Loop Analog(Parity)</i>	186
<i>Unbundled Loop - 2 Wire Non-Loaded(Parity)</i>	186
<i>Unbundled Loop - ADSL Qualified(Parity)</i>	186
<i>Unbundled Loop - XDSLi(Parity)</i>	186
<i>Unbundled Loop ISDN Capable(Parity)</i>	187
MR-4A - All Troubles Cleared within 48 Hours (Percent) - Dispatches within MSAs	188
<i>Residence(Parity)</i>	188
<i>Business(Parity)</i>	188
<i>Centrex(Parity)</i>	188
<i>Centrex 21(Parity)</i>	188
<i>PBX(Parity)</i>	189
<i>UNE - P (POTS)(Parity)</i>	189
<i>UNE P (Centrex)(Parity)</i>	189
<i>UNE P (Centrex 21)(Parity)</i>	189
<i>Line Sharing(Parity)</i>	190
<i>Line Splitting(Parity)</i>	190
MR-4B - All Troubles Cleared within 48 Hours (Percent) - Dispatches outside MSAs	191
<i>Residence(Parity)</i>	191
<i>Business(Parity)</i>	191
<i>Centrex 21(Parity)</i>	191
<i>PBX(Parity)</i>	191
<i>UNE - P (POTS)(Parity)</i>	192

Table of Contents

Section	Page Number
<i>UNE P (Centrex)(Parity)</i>	192
<i>Line Sharing(Parity)</i>	192
MR-4C - All Troubles Cleared within 48 Hours (Percent) - No dispatches	193
<i>Residence(Parity)</i>	193
<i>Business(Parity)</i>	193
<i>Centrex(Parity)</i>	193
<i>Centrex 21(Parity)</i>	193
<i>PBX(Parity)</i>	194
<i>UNE - P (POTS)(Parity)</i>	194
<i>UNE P (Centrex)(Diagnostic)</i>	194
<i>Line Sharing(Parity)</i>	194
<i>Line Splitting(Parity)</i>	195
MR-4D - All Troubles Cleared within 48 Hours (Percent) - Interval Zone One	196
<i>Qwest DSL(Parity)</i>	196
<i>Unbundled Loop Analog(Parity)</i>	196
<i>Unbundled Loop - 2 Wire Non-Loaded(Parity)</i>	196
<i>Unbundled Loop - ADSL Qualified(Parity)</i>	196
<i>Unbundled Loop - XDSLi(Parity)</i>	197
<i>Unbundled Loop ISDN Capable(Parity)</i>	197
MR-4E - All Troubles Cleared within 48 Hours (Percent) - Interval Zone Two	198
<i>Qwest DSL(Parity)</i>	198
<i>Unbundled Loop Analog(Parity)</i>	198
<i>Unbundled Loop - 2 Wire Non-Loaded(Parity)</i>	198
<i>Unbundled Loop - ADSL Qualified(Parity)</i>	198
<i>Unbundled Loop - XDSLi(Parity)</i>	199
<i>Unbundled Loop ISDN Capable(Parity)</i>	199
MR-5A - All Troubles Cleared within 4 Hours (Percent) - Interval Zone One	200
<i>DS0(Parity)</i>	200
<i>DS1(Parity)</i>	200
<i>DS3(Parity)</i>	200
<i>LIS Trunk(Parity)</i>	200
<i>UDIT DS1(Parity)</i>	201
<i>UDIT Above DS1 Level(Parity)</i>	201
<i>Unbundled Loop - 4 Wire Non-Loaded(Parity)</i>	201
<i>Unbundled Loop - DS1 Capable(Parity)</i>	201
<i>Unbundled Loop - DS3 Capable(Parity)</i>	202
<i>E911(Parity)</i>	202
<i>Enhanced Extended Loops - DS0 Capable(Diagnostic)</i>	203
<i>Enhanced Extended Loops - DS3 Capable(Parity)</i>	203
<i>Enhanced Extended Loops - DS1 Capable(Parity)</i>	204
MR-5B - All Troubles Cleared within 4 Hours (Percent) - Interval Zone Two	205
<i>ISDN Primary(Parity)</i>	205
<i>DS0(Parity)</i>	205
<i>DS1(Parity)</i>	205
<i>LIS Trunk(Parity)</i>	205
<i>UDIT DS1(Parity)</i>	206

Table of Contents

Section	Page Number
<i>UDIT Above DS1 Level(Parity)</i>	206
<i>Unbundled Loop - DS1 Capable(Parity)</i>	206
<i>E911(Parity)</i>	206
<i>Enhanced Extended Loops - DS0 Capable(Diagnostic)</i>	207
<i>Enhanced Extended Loops - DS1 Capable(Parity)</i>	208
MR-6A - Mean Time to Restore (Hours:Minutes) - Dispatches within MSAs	209
<i>Residence(Parity)</i>	209
<i>Business(Parity)</i>	209
<i>Centrex(Parity)</i>	209
<i>Centrex 21(Parity)</i>	209
<i>PBX(Parity)</i>	210
<i>UNE - P (POTS)(Parity)</i>	210
<i>UNE P (Centrex)(Parity)</i>	210
<i>UNE P (Centrex 21)(Parity)</i>	210
<i>Line Sharing(Parity)</i>	211
<i>Line Splitting(Parity)</i>	211
MR-6B - Mean Time to Restore (Hours:Minutes) - Dispatches outside MSAs	212
<i>Residence(Parity)</i>	212
<i>Business(Parity)</i>	212
<i>Centrex 21(Parity)</i>	212
<i>PBX(Parity)</i>	212
<i>UNE - P (POTS)(Parity)</i>	213
<i>UNE P (Centrex)(Parity)</i>	213
<i>Line Sharing(Parity)</i>	213
MR-6C - Mean Time to Restore (Hours:Minutes) - No dispatches	214
<i>Residence(Parity)</i>	214
<i>Business(Parity)</i>	214
<i>Centrex(Parity)</i>	214
<i>Centrex 21(Parity)</i>	214
<i>PBX(Parity)</i>	215
<i>UNE - P (POTS)(Parity)</i>	215
<i>UNE P (Centrex)(Parity)</i>	215
<i>Line Sharing(Parity)</i>	215
<i>Line Splitting(Parity)</i>	216
MR-6D - Mean Time to Restore (Hours:Minutes) - Interval Zone One	217
<i>DS0(Parity)</i>	217
<i>DS1(Parity)</i>	217
<i>DS3(Parity)</i>	217
<i>LIS Trunk(Parity)</i>	217
<i>UDIT DS1(Parity)</i>	218
<i>UDIT Above DS1 Level(Parity)</i>	218
<i>Dark Fiber - IOF(Parity)</i>	218
<i>Unbundled Loop Analog(Parity)</i>	218
<i>Unbundled Loop - 2 Wire Non-Loaded(Parity)</i>	219
<i>Unbundled Loop - 4 Wire Non-Loaded(Parity)</i>	219
<i>Unbundled Loop - DS1 Capable(Parity)</i>	219
<i>Unbundled Loop - XDSL(Parity)</i>	219

Table of Contents

Section	Page Number
<i>Unbundled Loop ISDN Capable(Parity)</i>	220
<i>Unbundled Loop - ADSL Qualified(Parity)</i>	220
<i>Unbundled Loop - DS3 Capable(Parity)</i>	220
<i>Qwest DSL(Parity)</i>	220
<i>Dark Fiber - Loop(Parity)</i>	221
<i>E911(Parity)</i>	221
<i>Enhanced Extended Loops - DS0 Capable(Diagnostic)</i>	222
<i>Enhanced Extended Loops - DS3 Capable(Parity)</i>	222
<i>Enhanced Extended Loops - DS1 Capable(Parity)</i>	223
MR-6E - Mean Time to Restore (Hours:Minutes) - Interval Zone Two	224
<i>ISDN Primary(Parity)</i>	224
<i>DS0(Parity)</i>	224
<i>DS1(Parity)</i>	224
<i>LIS Trunk(Parity)</i>	224
<i>UDIT DS1(Parity)</i>	225
<i>UDIT Above DS1 Level(Parity)</i>	225
<i>Unbundled Loop Analog(Parity)</i>	225
<i>Unbundled Loop - 2 Wire Non-Loaded(Parity)</i>	225
<i>Unbundled Loop - DS1 Capable(Parity)</i>	226
<i>Unbundled Loop - XDSL(Parity)</i>	226
<i>Unbundled Loop ISDN Capable(Parity)</i>	226
<i>Unbundled Loop - ADSL Qualified(Parity)</i>	226
<i>Qwest DSL(Parity)</i>	227
<i>E911(Parity)</i>	227
<i>Enhanced Extended Loops - DS0 Capable(Diagnostic)</i>	228
<i>Enhanced Extended Loops - DS1 Capable(Parity)</i>	229
MR-7A - Repair Repeat Report Rate (Percent) - Dispatches within MSAs	230
<i>Residence(Parity)</i>	230
<i>Business(Parity)</i>	230
<i>Centrex(Parity)</i>	230
<i>Centrex 21(Parity)</i>	230
<i>PBX(Parity)</i>	231
<i>UNE - P (POTS)(Parity)</i>	231
<i>UNE P (Centrex)(Parity)</i>	231
<i>UNE P (Centrex 21)(Parity)</i>	231
<i>Line Sharing(Parity)</i>	232
<i>Line Splitting(Parity)</i>	232
MR-7B - Repair Repeat Report Rate (Percent) - Dispatches outside MSAs	233
<i>Residence(Parity)</i>	233
<i>Business(Parity)</i>	233
<i>Centrex 21(Parity)</i>	233
<i>PBX(Parity)</i>	233
<i>UNE - P (POTS)(Parity)</i>	234
<i>UNE P (Centrex)(Diagnostic)</i>	234
<i>Line Sharing(Parity)</i>	234
MR-7C - Repair Repeat Report Rate (Percent) - No dispatches	235
<i>Residence(Parity)</i>	235

Table of Contents

Section	Page Number
<i>Business(Parity)</i>	235
<i>Centrex(Parity)</i>	235
<i>Centrex 21(Parity)</i>	235
<i>PBX(Parity)</i>	236
<i>UNE - P (POTS)(Parity)</i>	236
<i>UNE P (Centrex)(Parity)</i>	236
<i>Line Sharing(Parity)</i>	236
<i>Line Splitting(Parity)</i>	237
MR-7D - Repair Repeat Report Rate (Percent) - Interval Zone One	238
<i>DS0(Parity)</i>	238
<i>DS1(Parity)</i>	238
<i>DS3(Parity)</i>	238
<i>LIS Trunk(Parity)</i>	238
<i>UDIT DS1(Parity)</i>	239
<i>UDIT Above DS1 Level(Parity)</i>	239
<i>Dark Fiber - IOF(Parity)</i>	239
<i>Unbundled Loop Analog(Parity)</i>	239
<i>Unbundled Loop - 2 Wire Non-Loaded(Parity)</i>	240
<i>Unbundled Loop - 4 Wire Non-Loaded(Parity)</i>	240
<i>Unbundled Loop - DS1 Capable(Parity)</i>	240
<i>Unbundled Loop - XDSL(Parity)</i>	240
<i>Unbundled Loop ISDN Capable(Parity)</i>	241
<i>Unbundled Loop - ADSL Qualified(Parity)</i>	241
<i>Unbundled Loop - DS3 Capable(Parity)</i>	241
<i>Qwest DSL(Parity)</i>	241
<i>Dark Fiber - Loop(Parity)</i>	242
<i>E911(Parity)</i>	242
<i>Enhanced Extended Loops - DS3 Capable(Diagnostic)</i>	243
<i>Enhanced Extended Loops - DS1 Capable(Parity)</i>	244
MR-7E - Repair Repeat Report Rate (Percent) - Interval Zone Two	245
<i>ISDN Primary(Parity)</i>	245
<i>DS0(Parity)</i>	245
<i>DS1(Parity)</i>	245
<i>LIS Trunk(Parity)</i>	245
<i>UDIT DS1(Parity)</i>	246
<i>UDIT Above DS1 Level(Parity)</i>	246
<i>Unbundled Loop Analog(Parity)</i>	246
<i>Unbundled Loop - 2 Wire Non-Loaded(Parity)</i>	246
<i>Unbundled Loop - DS1 Capable(Parity)</i>	247
<i>Unbundled Loop ISDN Capable(Parity)</i>	247
<i>Unbundled Loop - ADSL Qualified(Parity)</i>	247
<i>Qwest DSL(Parity)</i>	247
<i>E911(Parity)</i>	248
<i>Enhanced Extended Loops - DS0 Capable(Diagnostic)</i>	249
<i>Enhanced Extended Loops - DS1 Capable(Parity)</i>	250
MR-8 - Trouble Rate (Percent)	251
<i>Residence(Parity)</i>	251
<i>Business(Parity)</i>	251

Table of Contents

Section	Page Number
<i>Centrex(Parity)</i>	251
<i>Centrex 21(Parity)</i>	251
<i>PBX(Parity)</i>	252
<i>Basic Rate ISDN(Parity)</i>	252
<i>Qwest DSL(Parity)</i>	252
<i>ISDN Primary(Parity)</i>	252
<i>DS0(Parity)</i>	253
<i>DS1(Parity)</i>	253
<i>DS3(Parity)</i>	253
<i>Frame Relay(Parity)</i>	253
<i>LIS Trunk(Parity)</i>	254
<i>UNE - P (POTS)(Parity)</i>	254
<i>UNE P (Centrex)(Parity)</i>	254
<i>UNE P (Centrex 21)(Parity)</i>	254
<i>Line Sharing(Parity)</i>	255
<i>Line Splitting(Parity)</i>	255
<i>Sub-Loop Unbundling(Diagnostic)</i>	256
<i>UDIT DS1(Parity)</i>	257
<i>UDIT Above DS1 Level(Parity)</i>	257
<i>Dark Fiber - IOF(Diagnostic)</i>	257
<i>Unbundled Loop Analog(Parity)</i>	257
<i>Unbundled Loop - 2 Wire Non-Loaded(Parity)</i>	258
<i>Unbundled Loop - 4 Wire Non-Loaded(Parity)</i>	258
<i>Unbundled Loop - DS1 Capable(Parity)</i>	258
<i>Unbundled Loop - XDSL(Parity)</i>	258
<i>Unbundled Loop ISDN Capable(Parity)</i>	259
<i>Unbundled Loop - ADSL Qualified(Parity)</i>	259
<i>Unbundled Loop - DS3 Capable(Parity)</i>	259
<i>Dark Fiber - Loop(Diagnostic)</i>	259
<i>E911(Parity)</i>	260
<i>Enhanced Extended Loops - DS0 Capable(Diagnostic)</i>	261
<i>Enhanced Extended Loops - DS3 Capable(Diagnostic)</i>	261
<i>Enhanced Extended Loops - DS1 Capable(Parity)</i>	262
MR-9A - Repair Appointments Met (Percent) - Dispatches within MSAs	263
<i>Residence(Parity)</i>	263
<i>Business(Parity)</i>	263
<i>Centrex(Parity)</i>	263
<i>Centrex 21(Parity)</i>	263
<i>PBX(Parity)</i>	264
<i>UNE - P (POTS)(Parity)</i>	264
MR-9B - Repair Appointments Met (Percent) - Dispatches outside MSAs	265
<i>Residence(Parity)</i>	265
<i>Business(Parity)</i>	265
<i>Centrex 21(Parity)</i>	265
<i>PBX(Parity)</i>	265
<i>UNE - P (POTS)(Parity)</i>	266
MR-9C - Repair Appointments Met (Percent) - No dispatches	267
<i>Residence(Parity)</i>	267

Table of Contents

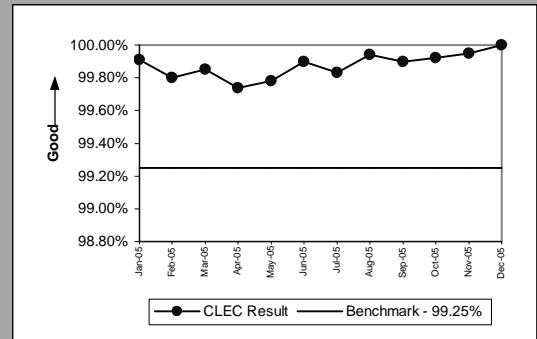
Section	Page Number
<i>Business(Parity)</i>	267
<i>Centrex(Parity)</i>	267
<i>Centrex 21(Parity)</i>	267
<i>UNE - P (POTS)(Parity)</i>	268
MR-10 - Customer-Related Trouble Reports (Percent)	269
<i>Residence(Parity)</i>	269
<i>Business(Parity)</i>	269
<i>Centrex(Parity)</i>	269
<i>Centrex 21(Parity)</i>	269
<i>PBX(Parity)</i>	270
<i>Qwest DSL(Parity)</i>	270
<i>ISDN Primary(Parity)</i>	270
<i>DS0(Parity)</i>	270
<i>DS1(Parity)</i>	271
<i>DS3(Parity)</i>	271
<i>LIS Trunk(Parity)</i>	271
<i>UNE - P (POTS)(Parity)</i>	271
<i>UNE P (Centrex)(Parity)</i>	272
<i>UNE P (Centrex 21)(Parity)</i>	272
<i>UDIT DS1(Parity)</i>	273
<i>UDIT Above DS1 Level(Parity)</i>	273
<i>Unbundled Loop Analog(Parity)</i>	273
<i>Unbundled Loop - 2 Wire Non-Loaded(Parity)</i>	273
<i>Unbundled Loop - 4 Wire Non-Loaded(Parity)</i>	274
<i>Unbundled Loop - DS1 Capable(Parity)</i>	274
<i>Unbundled Loop - XDSLi(Parity)</i>	274
<i>Unbundled Loop ISDN Capable(Parity)</i>	274
<i>Unbundled Loop - ADSL Qualified(Parity)</i>	275
<i>Unbundled Loop - DS3 Capable(Parity)</i>	275
<i>E911(Parity)</i>	275
MR-11 - LNP Trouble Reports Cleared	276
<i>LNP Trouble Reports Cleared within 4 Hours(Percent)(MR-11A)(Parity)</i>	276
<i>LNP Trouble Reports Cleared within 48 Hours - All Volumes(Percent)(MR-11B)(Parity)</i>	276
BI-1 - Time to Provide Recorded Usage Records	277
<i>Time to Provide Usage Records(Whole Number)UNEs and Resale Aggregate(BI-1A)(Parity)</i>	277
<i>Time to Provide Usage Records(Percent)Jointly-provided Switched Access(BI-1B)(Benchmark)</i>	278
BI-1 - Time to Provide Recorded Usage Reports	279
<i>Time to Provide Usage Records [CAT11](Whole Number)UNEs and Resale Aggregate(BI-1C-1)(Parity)</i>	279
<i>Time to Provide Usage Records [CAT10](Whole Number)UNEs and Resale Aggregate(BI-1C-2)(Parity)</i>	280
BI-2 - Invoices Delivered within 10 Days	281
<i>Invoices Delivered within 10 Days(Percent)All(BI-2)(Parity by Design)</i>	281
BI-3 - Billing Accuracy - Adjustments for Errors	282
<i>Billing Accuracy - Adjustments for Errors(Percent)UNEs and Resale Aggregate(BI-3A)(Parity)</i>	282
<i>Billing Accuracy - Adjustments for Errors(Percent)Reciprocal Compensation(BI-3B)(Benchmark)</i>	283

Table of Contents

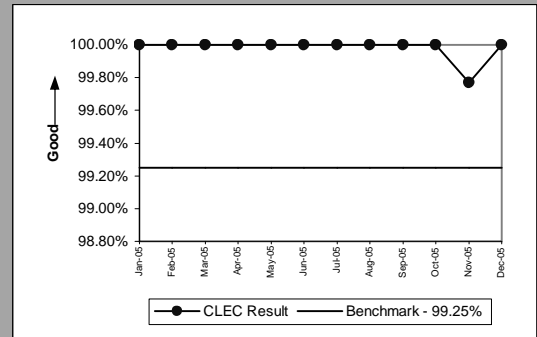
Section	Page Number
BI-4 - Billing Completeness	284
<i>Billing Completeness(Percent)UNEs and Resale Aggregate(BI-4A)(Parity)</i>	284
<i>Billing Completeness(Percent)Reciprocal Compensation(BI-4B)(Benchmark)</i>	285
BI-5 - Billing Accuracy & Claims Processing	286
<i>Billing Accuracy & Claims Processing - Acknowledgment(Percent)All(BI-5A)(Benchmark)</i>	286
<i>Billing Accuracy & Claims Processing - Resolution(Percent)All(BI-5B)(Benchmark)</i>	286
DB-1 - Time to Update Databases	287
<i>Time to Update Databases(Hours and Minutes)E911(DB-1A)(Diagnostic)</i>	287
<i>Time to Update Databases(Whole Number)LIDB(DB-1B)(Diagnostic)</i>	287
<i>Time to Update Databases(Whole Number)Directory Listing(DB-1C-1)(Diagnostic)</i>	287
DB-2 - Accurate Database Updates	288
<i>Accurate Database Updates(Percent)Directory Listing(DB-2C-1)(Diagnostic)</i>	288
DA-1 - Speed of Answer - Directory Assistance	289
<i>Speed of Answer - Directory Assistance(Whole Number)(DA-1)(Diagnostic)</i>	289
OS-1 - Speed of Answer - Operator Services	290
<i>Speed of Answer - Operator Services(Whole Number)(OS-1)(Diagnostic)</i>	290
NI-1 - Trunk Blocking	291
<i>Trunk Blockage to Qwest Tandem Offices(NI-1A)(Parity)</i>	291
<i>Trunk Blockage to Qwest End Offices(NI-1B)(Parity)</i>	291
<i>Trunk Blockage to Qwest Tandem Offices(Percent)(NI-1C)(Diagnostic)</i>	292
<i>Trunk Blockage to Qwest End Offices(Percent)(NI-1D)(Diagnostic)</i>	292
NP-1 - NXX Code Activation	293
<i>NXX Code Activation(Percent)(NP-1A)(Parity)</i>	293
<i>NXX Code Activation - Facility Delays(Hours and Minutes)(NP-1B)(Parity)</i>	293
CP-1 - Collocation Completion Interval (Average Days)	294
<i>Scheduled Interval 90 Calender Days or Less(CP-1A)(Benchmark)</i>	294
<i>Scheduled Interval 91 to 120 Calendar Days(CP-1B)(Benchmark)</i>	294
<i>Scheduled Interval 121 to 150 Calendar Days(CP-1C)(Benchmark)</i>	294
CP-2 - Collocations Completed within Scheduled Intervals (Percent)	295
<i>Non-Forcasted & Late Forecasted Collocations(CP-2B)(Benchmark)</i>	295
<i>Collocations with Intervals Longer than 120 Days(CP-2C)(Benchmark)</i>	295
CP-3 - Collocation Feasibility Study Interval (Average Days)	296
<i>Collocation Feasibility Study Interval(CP-3)(Benchmark)</i>	296
CP-4 - Collocation Feasibility Study Commitments Met (Percent)	297
<i>Collocation Feasibility Study Commitments Met(CP-4)(Benchmark)</i>	297

GA-1 - Gateway Availability - IMA-GUI

Gateway Availability - IMA-GUI(Percent)All(GA-1)(Benchmark)				
Date	Numerator	Denominator	CLEC Result	Benchmark
Jan-05	28955	28980	99.91%	99.25%
Feb-05	26588	26640	99.80%	99.25%
Mar-05	29834	29880	99.85%	99.25%
Apr-05	28066	28140	99.74%	99.25%
May-05	29096	29160	99.78%	99.25%
Jun-05	28770	28800	99.90%	99.25%
Jul-05	28931	28980	99.83%	99.25%
Aug-05	30341	30360	99.94%	99.25%
Sep-05	29252	29280	99.90%	99.25%
Oct-05	28897	28920	99.92%	99.25%
Nov-05	29266	29280	99.95%	99.25%
Dec-05	31020	31020	100.00%	99.25%

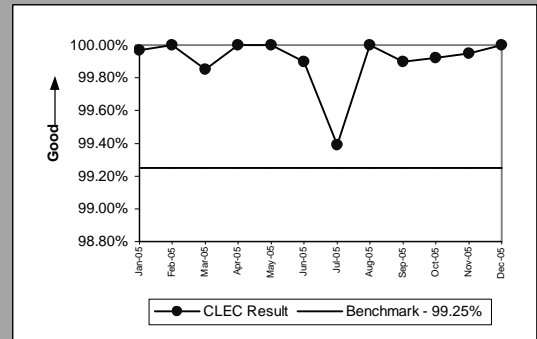


Gateway Availability - IMA-GUI(Percent)SIA(GA-1)(Benchmark)				
Date	Numerator	Denominator	CLEC Result	Benchmark
Jan-05	28980	28980	100.00%	99.25%
Feb-05	26640	26640	100.00%	99.25%
Mar-05	29880	29880	100.00%	99.25%
Apr-05	28620	28620	100.00%	99.25%
May-05	29160	29160	100.00%	99.25%
Jun-05	28800	28800	100.00%	99.25%
Jul-05	28980	28980	100.00%	99.25%
Aug-05	29880	29880	100.00%	99.25%
Sep-05	29280	29280	100.00%	99.25%
Oct-05	29580	29580	100.00%	99.25%
Nov-05	29212	29280	99.77%	99.25%
Dec-05	31020	31020	100.00%	99.25%



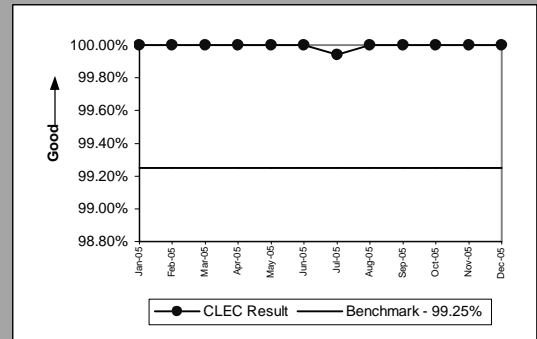
GA-2 - Gateway Availability - IMA-EDI

Gateway Availability - IMA-EDI(Percent)(GA-2)(Benchmark)				
Date	Numerator	Denominator		CLEC Result
Jan-05		28971	28980	99.97%
Feb-05		26640	26640	100.00%
Mar-05		29834	29880	99.85%
Apr-05		28140	28140	100.00%
May-05		29160	29160	100.00%
Jun-05		28770	28800	99.90%
Jul-05		28802	28980	99.39%
Aug-05		30360	30360	100.00%
Sep-05		29252	29280	99.90%
Oct-05		28897	28920	99.92%
Nov-05		29266	29280	99.95%
Dec-05		31020	31020	100.00%



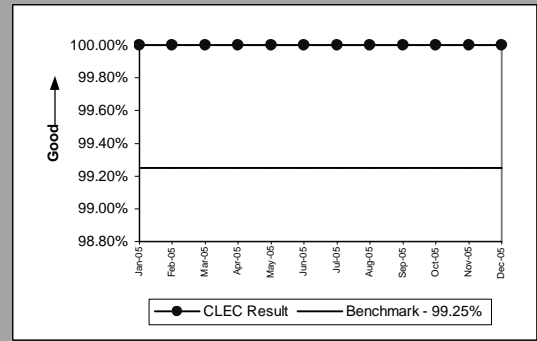
GA-3 - Gateway Availability - EB-TA

Gateway Availability - EB-TA(Percent)(GA-3)(Benchmark)				
Date	Numerator	Denominator	CLEC Result	
Jan-05	42840	42840	100.00%	
Feb-05	38880	38880	100.00%	
Mar-05	43200	43200	100.00%	
Apr-05	41700	41700	100.00%	
May-05	42900	42900	100.00%	
Jun-05	41340	41340	100.00%	
Jul-05	41824	41850	99.94%	
Aug-05	43200	43200	100.00%	
Sep-05	41760	41760	100.00%	
Oct-05	42210	42210	100.00%	
Nov-05	41760	41760	100.00%	
Dec-05	43140	43140	100.00%	



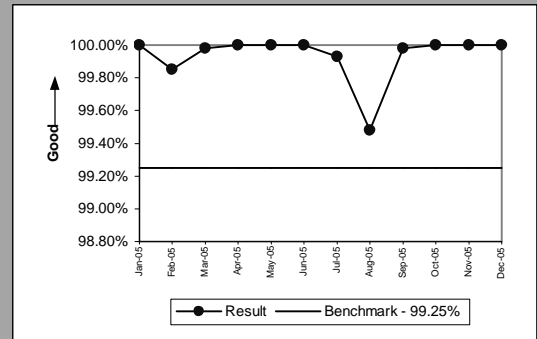
GA-4 - System Availability - EXACT

System Availability - EXACT(Percent)(GA-4)(Benchmark)				
Date	Numerator	Denominator	CLEC Result	
Jan-05	21600	21600	100.00%	
Feb-05	20160	20160	100.00%	
Mar-05	22860	22860	100.00%	
Apr-05	21600	21600	100.00%	
May-05	21960	21960	100.00%	
Jun-05	21960	21960	100.00%	
Jul-05	21600	21600	100.00%	
Aug-05	22860	22860	100.00%	
Sep-05	21960	21960	100.00%	
Oct-05	21600	21600	100.00%	
Nov-05	21960	21960	100.00%	
Dec-05	22500	22500	100.00%	



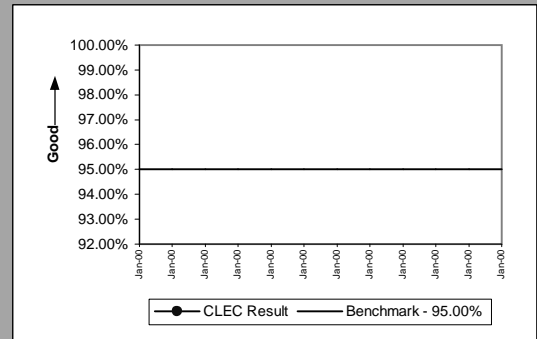
GA-6 - Gateway Availability - GUI - Repair

Gateway Availability - GUI - Repair(Percent)(GA-6)(Benchmark)				
Date	Numerator	Denominator	Result	
Jan-05		38730	38730	100.00%
Feb-05		35108	35160	99.85%
Mar-05		38647	38655	99.98%
Apr-05		37650	37650	100.00%
May-05		38850	38850	100.00%
Jun-05		37410	37410	100.00%
Jul-05		37714	37740	99.93%
Aug-05		38870	39075	99.48%
Sep-05		37761	37770	99.98%
Oct-05		38220	38220	100.00%
Nov-05		37770	37770	100.00%
Dec-05		38955	38955	100.00%



GA-7 - Timely Outage Resolution following Software Releases

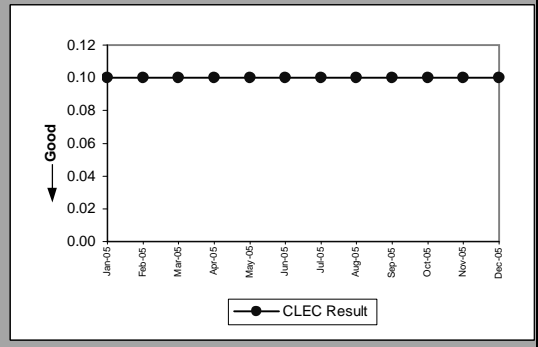
Timely Outage Resolution following Software Releases(Percent)(GA-7)(Benchmark)			
Date	CLEC Num	CLEC Denom	CLEC Result
Jan-05		0	0
Feb-05		0	0
Mar-05		0	0
Apr-05		0	0
May-05		0	0
Jun-05		0	0
Jul-05		0	0
Aug-05		0	0
Sep-05		0	0
Oct-05		0	0
Nov-05		0	0
Dec-05		0	0



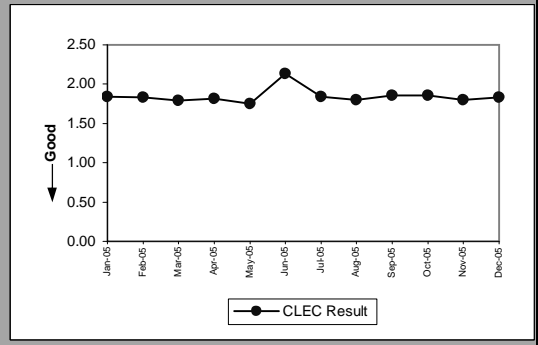
If the outage volume is less than 20 in the reporting month, the standard is 1 miss

PO-1 - Pre-Order/Order Response Times

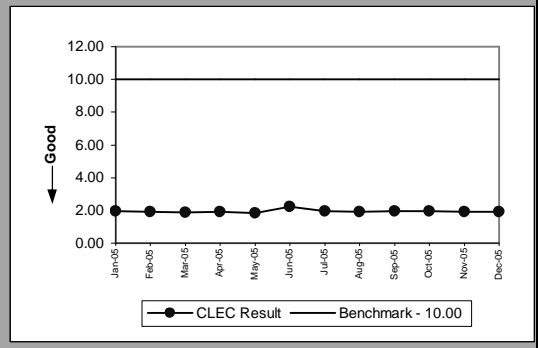
Pre-Order Response Times (Appt. Scheduler)(Average Seconds)IMA Request(PO-1A-1(a))(Diagnostic)					
Date	Numerator	Denominator	CLEC Result	Standard Dev	
Jan-05	260.70	2607	0.10	0.01	
Feb-05	230.60	2306	0.10	0.01	
Mar-05	252.60	2526	0.10	0.01	
Apr-05	222.40	2224	0.10	0.01	
May-05	257.10	2571	0.10	0.01	
Jun-05	269.10	2691	0.10	0.01	
Jul-05	255.90	2559	0.10	0.01	
Aug-05	279.90	2799	0.10	0.01	
Sep-05	267.80	2678	0.10	0.01	
Oct-05	253.20	2532	0.10	0.01	
Nov-05	330.20	3302	0.10	0.01	
Dec-05	351.50	3515	0.10	0.01	



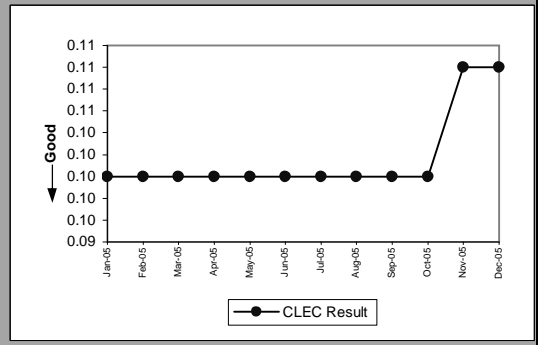
Pre-Order Response Times (Appt. Scheduler)(Average Seconds)IMA Response/Accept(PO-1A-1(b,c))(Diagnostic)					
Date	Numerator	Denominator	CLEC Result	Standard Dev	
Jan-05	4796.88	2607	1.84	1.08	
Feb-05	4219.98	2306	1.83	0.53	
Mar-05	4521.54	2526	1.79	0.42	
Apr-05	4047.68	2224	1.82	0.65	
May-05	4499.25	2571	1.75	0.34	
Jun-05	5731.83	2691	2.13	3.97	
Jul-05	4708.56	2559	1.84	0.35	
Aug-05	5038.20	2799	1.80	0.32	
Sep-05	4981.08	2678	1.86	0.37	
Oct-05	4709.52	2532	1.86	0.42	
Nov-05	5943.60	3302	1.80	0.35	
Dec-05	6432.45	3515	1.83	0.36	



Pre-Order Response Times (Appt. Scheduler)(Average Seconds)IMA Aggregate(PO-1A-1 Total)(Benchmark)				
Date	Numerator	Denominator	CLEC Result	Standard Dev
Jan-05	5057.58	2607	1.94	
Feb-05	4450.58	2306	1.93	
Mar-05	4774.14	2526	1.89	
Apr-05	4270.08	2224	1.92	
May-05	4756.35	2571	1.85	
Jun-05	6000.93	2691	2.23	
Jul-05	4964.46	2559	1.94	
Aug-05	5318.10	2799	1.90	
Sep-05	5248.88	2678	1.96	
Oct-05	4962.72	2532	1.96	
Nov-05	6273.80	3302	1.90	
Dec-05	6783.95	3515	1.93	

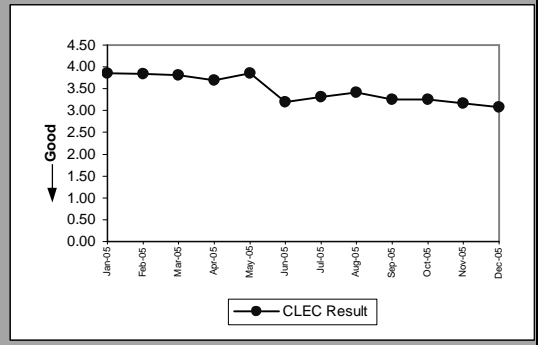


Pre-Order Response Times (Service Availability)(Average Seconds)IMA Request(PO-1A-2(a))(Diagnostic)					
Date	Numerator	Denominator	CLEC Result	Standard Dev	
Jan-05	495.34	4869	0.10	0.00	
Feb-05	448.30	4367	0.10	0.00	
Mar-05	503.04	4933	0.10	0.01	
Apr-05	425.44	4168	0.10	0.01	
May-05	496.78	4868	0.10	0.00	
Jun-05	506.94	4968	0.10	0.01	
Jul-05	496.86	4915	0.10	0.00	
Aug-05	545.28	5351	0.10	0.00	
Sep-05	526.08	5156	0.10	0.00	
Oct-05	492.48	4820	0.10	0.00	
Nov-05	657.39	6239	0.11	0.01	
Dec-05	690.35	6573	0.11	0.01	

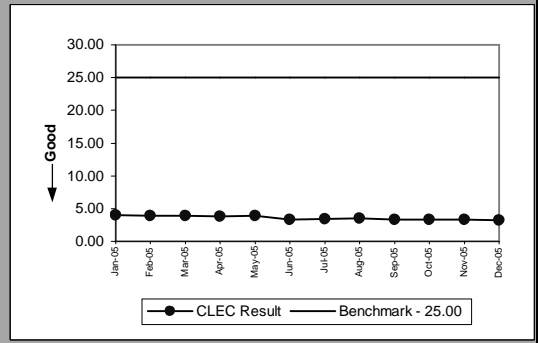


PO-1 - Pre-Order/Order Response Times

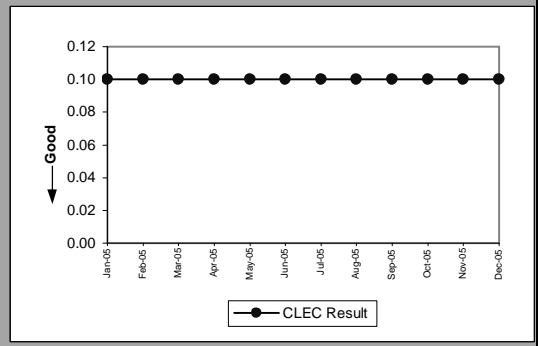
Pre-Order Response Times (Service Availability)(Average Seconds)IMA Response(PO-1A-2(b))(Diagnostic)					
Date	Numerator	Denominator	CLEC Result	Standard Dev	
Jan-05	18813.83	4869	3.86	4.65	
Feb-05	16785.90	4367	3.84	5.41	
Mar-05	18787.22	4933	3.81	5.42	
Apr-05	15435.70	4168	3.70	5.12	
May-05	18729.81	4868	3.85	5.52	
Jun-05	15836.12	4968	3.19	4.13	
Jul-05	16258.22	4915	3.31	4.22	
Aug-05	18220.74	5351	3.41	4.46	
Sep-05	16810.15	5156	3.26	3.99	
Oct-05	15695.43	4820	3.26	4.08	
Nov-05	19786.79	6239	3.17	3.82	
Dec-05	20214.31	6573	3.08	3.78	



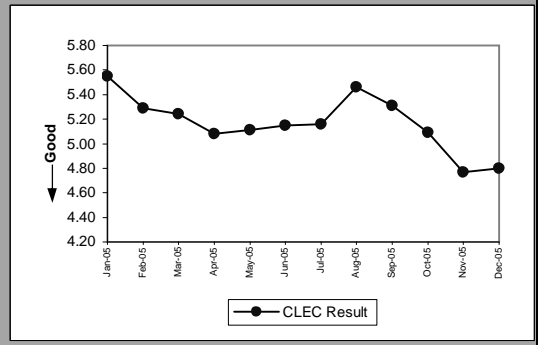
Pre-Order Response Times (Service Availability)(Average Seconds)IMA Aggregate(PO-1A-2 Total)(Benchmark)					
Date	Numerator	Denominator	CLEC Result	Standard Dev	
Jan-05	19309.17	4869	3.97	3.97	
Feb-05	17234.20	4367	3.95	3.95	
Mar-05	19290.26	4933	3.91	3.91	
Apr-05	15861.14	4168	3.81	3.81	
May-05	19226.59	4868	3.95	3.95	
Jun-05	16343.06	4968	3.29	3.29	
Jul-05	16755.08	4915	3.41	3.41	
Aug-05	18766.02	5351	3.51	3.51	
Sep-05	17336.23	5156	3.36	3.36	
Oct-05	16187.91	4820	3.36	3.36	
Nov-05	20444.18	6239	3.28	3.28	
Dec-05	20904.66	6573	3.18	3.18	



Pre-Order Response Times (Facility Check)(Average Seconds)IMA Request(PO-1A-3(a))(Diagnostic)					
Date	Numerator	Denominator	CLEC Result	Standard Dev	
Jan-05	107.70	1077	0.10	0.01	
Feb-05	92.10	921	0.10	0.00	
Mar-05	106.90	1069	0.10	0.01	
Apr-05	90.90	909	0.10	0.01	
May-05	106.90	1069	0.10	0.01	
Jun-05	117.20	1172	0.10	0.01	
Jul-05	106.40	1064	0.10	0.01	
Aug-05	121	1210	0.10	0.01	
Sep-05	106.90	1069	0.10	0.01	
Oct-05	104.70	1047	0.10	0.01	
Nov-05	143.70	1437	0.10	0.00	
Dec-05	147.50	1475	0.10	0.00	

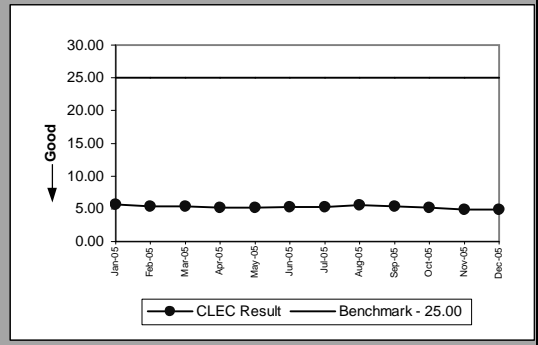


Pre-Order Response Times (Facility Check)(Average Seconds)IMA Response(PO-1A-3(b))(Diagnostic)					
Date	Numerator	Denominator	CLEC Result	Standard Dev	
Jan-05	5977.35	1077	5.55	2.42	
Feb-05	4872.09	921	5.29	2.31	
Mar-05	5601.56	1069	5.24	2.43	
Apr-05	4617.72	909	5.08	2.27	
May-05	5462.59	1069	5.11	1.95	
Jun-05	6035.80	1172	5.15	1.88	
Jul-05	5490.24	1064	5.16	2.04	
Aug-05	6606.60	1210	5.46	2.10	
Sep-05	5676.39	1069	5.31	2.53	
Oct-05	5329.23	1047	5.09	1.74	
Nov-05	6854.49	1437	4.77	1.47	
Dec-05	7080	1475	4.80	2.40	

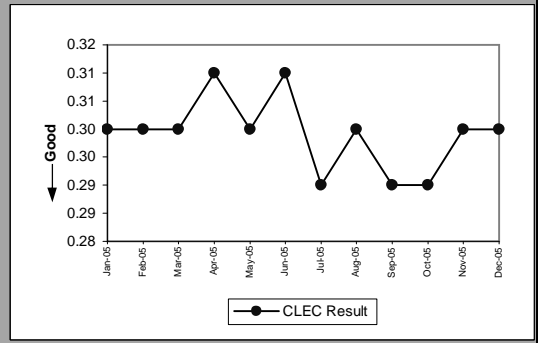


PO-1 - Pre-Order/Order Response Times

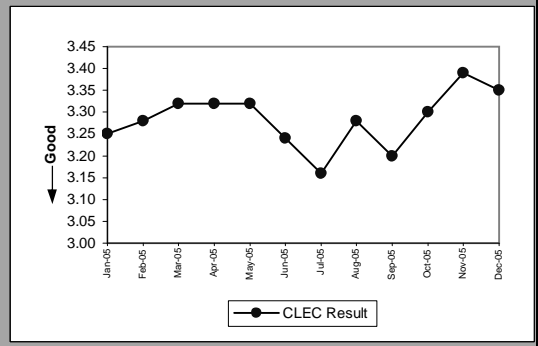
Pre-Order Response Times (Facility Check)(Average Seconds)IMA Aggregate(PO-1A-3 Total)(Benchmark)					
Date	Numerator	Denominator	CLEC Result	Standard Dev	
Jan-05	6085.05	1077	5.65	5.65	
Feb-05	4964.19	921	5.39	5.39	
Mar-05	5708.46	1069	5.34	5.34	
Apr-05	4708.62	909	5.18	5.18	
May-05	5569.49	1069	5.21	5.21	
Jun-05	6153	1172	5.25	5.25	
Jul-05	5596.64	1064	5.26	5.26	
Aug-05	6727.60	1210	5.56	5.56	
Sep-05	5783.29	1069	5.41	5.41	
Oct-05	5433.93	1047	5.19	5.19	
Nov-05	6998.19	1437	4.87	4.87	
Dec-05	7227.50	1475	4.90	4.90	



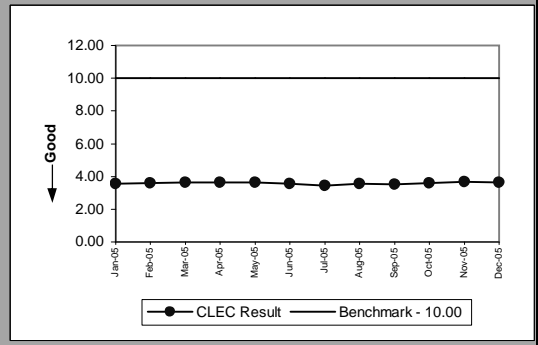
Pre-Order Response Times (Address Validation)(Average Seconds)IMA Request(PO-1A-4(a))(Diagnostic)					
Date	Numerator	Denominator	CLEC Result	Standard Dev	
Jan-05	2616.85	8620	0.30	0.30	0.36
Feb-05	2269.19	7496	0.30	0.30	0.35
Mar-05	2544.40	8478	0.30	0.30	0.35
Apr-05	2086.31	6835	0.31	0.31	0.34
May-05	2319.45	7631	0.30	0.30	0.33
Jun-05	2361.94	7729	0.31	0.31	0.31
Jul-05	2280.21	7867	0.29	0.29	0.32
Aug-05	2528.84	8533	0.30	0.30	0.31
Sep-05	2431.70	8249	0.29	0.29	0.30
Oct-05	2027.57	6883	0.29	0.29	0.21
Nov-05	2825.39	9495	0.30	0.30	0.28
Dec-05	2977	10057	0.30	0.30	0.29



Pre-Order Response Times (Address Validation)(Average Seconds)IMA Response(PO-1A-4(b))(Diagnostic)					
Date	Numerator	Denominator	CLEC Result	Standard Dev	
Jan-05	28011.49	8620	3.25	3.25	1.43
Feb-05	24561.80	7496	3.28	3.28	1.29
Mar-05	28138.01	8478	3.32	3.32	1.65
Apr-05	22673.03	6835	3.32	3.32	1.47
May-05	25355.52	7631	3.32	3.32	1.34
Jun-05	25005.46	7729	3.24	3.24	1.30
Jul-05	24897.83	7867	3.16	3.16	1.16
Aug-05	27947.15	8533	3.28	3.28	1.16
Sep-05	26437.77	8249	3.20	3.20	1.11
Oct-05	22716.93	6883	3.30	3.30	0.87
Nov-05	32213.80	9495	3.39	3.39	1.47
Dec-05	33701.53	10057	3.35	3.35	1.59

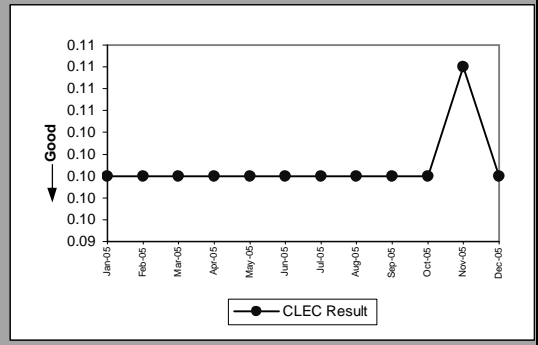


Pre-Order Response Times (Address Validation)(Average Seconds)IMA Aggregate(PO-1A-4 Total)(Benchmark)					
Date	Numerator	Denominator	CLEC Result	Standard Dev	
Jan-05	30628.34	8620	3.55	3.55	
Feb-05	26830.99	7496	3.58	3.58	
Mar-05	30682.41	8478	3.62	3.62	
Apr-05	24759.34	6835	3.62	3.62	
May-05	27674.97	7631	3.63	3.63	
Jun-05	27367.40	7729	3.54	3.54	
Jul-05	27178.04	7867	3.45	3.45	
Aug-05	30475.99	8533	3.57	3.57	
Sep-05	28869.47	8249	3.50	3.50	
Oct-05	24744.50	6883	3.60	3.60	
Nov-05	35039.19	9495	3.69	3.69	
Dec-05	36678.53	10057	3.65	3.65	

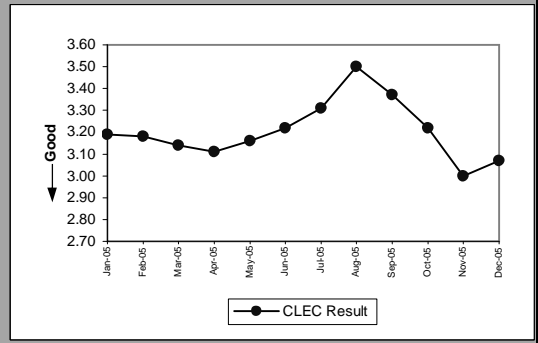


PO-1 - Pre-Order/Order Response Times

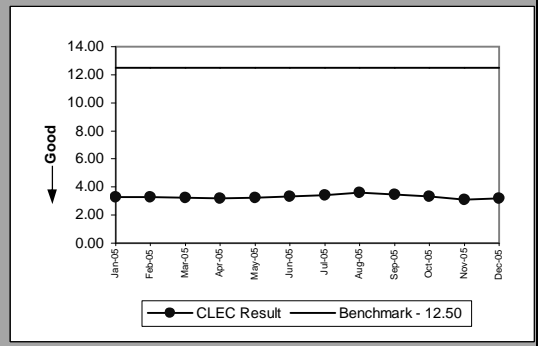
Pre-Order Response Times (Get CSR)(Average Seconds)IMA Request(PO-1A-5(a))(Diagnostic)					
Date	Numerator	Denominator	CLEC Result	Standard Dev	
Jan-05	112.83	1105	0.10	0.00	
Feb-05	94.04	922	0.10	0.00	
Mar-05	110.44	1083	0.10	0.00	
Apr-05	93.33	917	0.10	0.00	
May-05	109.76	1082	0.10	0.00	
Jun-05	118.74	1161	0.10	0.01	
Jul-05	101.73	1059	0.10	0.00	
Aug-05	121.90	1197	0.10	0.00	
Sep-05	108.37	1059	0.10	0.01	
Oct-05	107.55	1042	0.10	0.01	
Nov-05	149.52	1423	0.11	0.01	
Dec-05	150.63	1446	0.10	0.01	



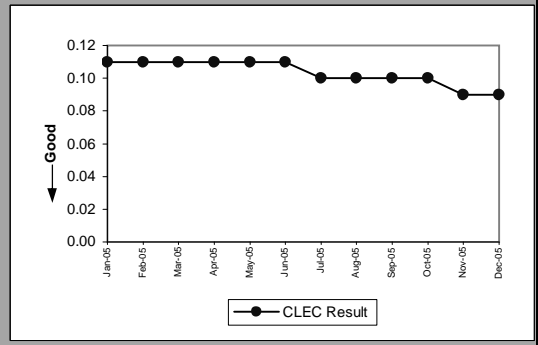
Pre-Order Response Times (Get CSR)(Average Seconds)IMA Response(PO-1A-5(b))(Diagnostic)					
Date	Numerator	Denominator	CLEC Result	Standard Dev	
Jan-05	3520.76	1105	3.19	1.47	
Feb-05	2932.54	922	3.18	1.94	
Mar-05	3397.97	1083	3.14	2.03	
Apr-05	2850.27	917	3.11	1.84	
May-05	3414.58	1082	3.16	2.24	
Jun-05	3739.71	1161	3.22	1.54	
Jul-05	3503.31	1059	3.31	5.47	
Aug-05	4185.61	1197	3.50	6.71	
Sep-05	3569.67	1059	3.37	6.56	
Oct-05	3354.02	1042	3.22	5.72	
Nov-05	4263.56	1423	3	5.43	
Dec-05	4437.29	1446	3.07	5.70	



Pre-Order Response Times (Get CSR)(Average Seconds)IMA Aggregate(PO-1A-5 Total)(Benchmark)					
Date	Numerator	Denominator	CLEC Result	Standard Dev	
Jan-05	3633.59	1105	3.29		
Feb-05	3026.58	922	3.28		
Mar-05	3508.41	1083	3.24		
Apr-05	2943.60	917	3.21		
May-05	3524.34	1082	3.26		
Jun-05	3858.45	1161	3.32		
Jul-05	3605.04	1059	3.40		
Aug-05	4307.51	1197	3.60		
Sep-05	3678.04	1059	3.47		
Oct-05	3461.57	1042	3.32		
Nov-05	4413.08	1423	3.10		
Dec-05	4587.92	1446	3.17		

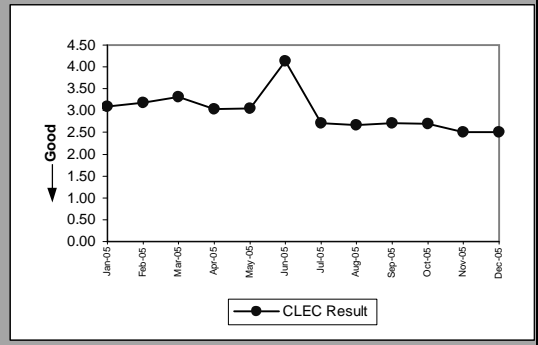


Pre-Order Response Times (TN Reservation)(Average Seconds)IMA Request(PO-1A-6(a))(Diagnostic)					
Date	Numerator	Denominator	CLEC Result	Standard Dev	
Jan-05	190.37	1709	0.11	0.01	
Feb-05	164.04	1472	0.11	0.01	
Mar-05	187.73	1692	0.11	0.01	
Apr-05	162.70	1454	0.11	0.01	
May-05	182.61	1661	0.11	0.01	
Jun-05	195.76	1762	0.11	0.01	
Jul-05	164	1647	0.10	0.01	
Aug-05	188.65	1887	0.10	0.01	
Sep-05	169.99	1706	0.10	0.01	
Oct-05	159.67	1631	0.10	0.01	
Nov-05	208.49	2206	0.09	0.01	
Dec-05	215.93	2281	0.09	0.01	

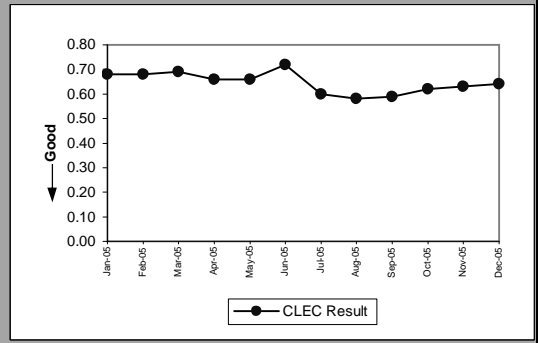


PO-1 - Pre-Order/Order Response Times

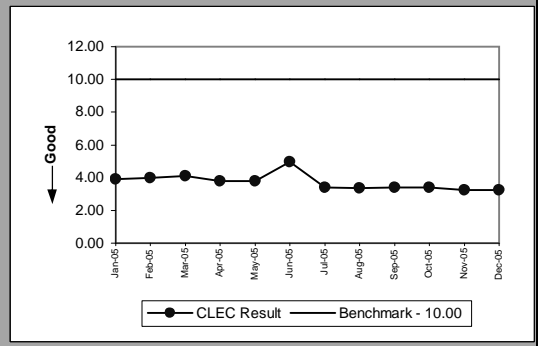
Pre-Order Response Times (TN Reservation)(Average Seconds)IMA Response(PO-1A-6(b))(Diagnostic)					
Date	Numerator	Denominator	CLEC Result	Standard Dev	
Jan-05		5301.31	1709	3.10	0.73
Feb-05		4674.36	1472	3.18	0.69
Mar-05		5624.29	1692	3.32	2.17
Apr-05		4422.26	1454	3.04	0.82
May-05		5059.90	1661	3.05	2.13
Jun-05		7282.71	1762	4.13	6.20
Jul-05		4462.41	1647	2.71	0.82
Aug-05		5029.95	1887	2.67	0.84
Sep-05		4620.48	1706	2.71	0.77
Oct-05		4408.95	1631	2.70	0.78
Nov-05		5529.11	2206	2.51	0.72
Dec-05		5696.85	2281	2.50	0.68



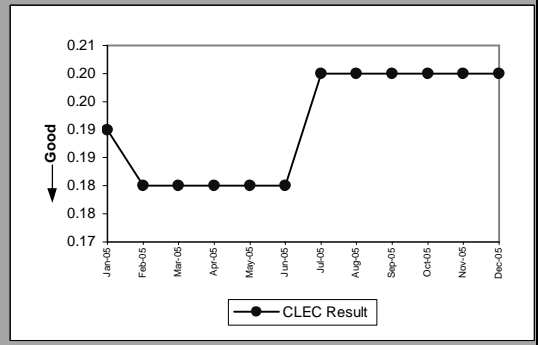
Pre-Order Response Times (TN Reservation)(Average Seconds)IMA Accept(PO-1A-6(c))(Diagnostic)					
Date	Numerator	Denominator	CLEC Result	Standard Dev	
Jan-05		1161.28	1709	0.68	0.15
Feb-05		1007.71	1472	0.68	0.25
Mar-05		1162.82	1692	0.69	0.23
Apr-05		952.54	1454	0.66	0.25
May-05		1088.30	1661	0.66	0.13
Jun-05		1270.12	1762	0.72	2.02
Jul-05		986.10	1647	0.60	0.10
Aug-05		1097.48	1887	0.58	0.10
Sep-05		1008.90	1706	0.59	0.13
Oct-05		1003.30	1631	0.62	0.12
Nov-05		1392.89	2206	0.63	0.14
Dec-05		1468.97	2281	0.64	0.16



Pre-Order Response Times (TN Reservation)(Average Seconds)IMA Aggregate(PO-1A-6 Total)(Benchmark)					
Date	Numerator	Denominator	CLEC Result	Standard Dev	
Jan-05		6652.96	1709	3.89	
Feb-05		5846.11	1472	3.97	
Mar-05		6974.84	1692	4.12	
Apr-05		5537.50	1454	3.81	
May-05		6330.81	1661	3.81	
Jun-05		8748.59	1762	4.97	
Jul-05		5612.51	1647	3.41	
Aug-05		6316.08	1887	3.35	
Sep-05		5799.37	1706	3.40	
Oct-05		5571.92	1631	3.42	
Nov-05		7130.49	2206	3.23	
Dec-05		7381.75	2281	3.24	

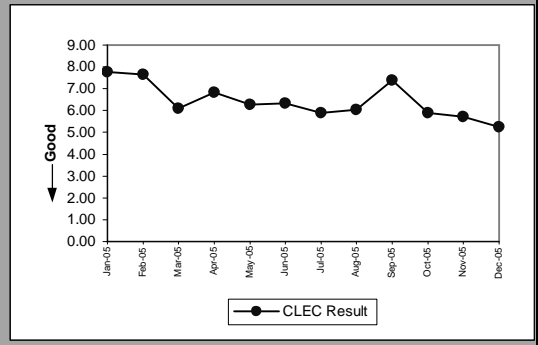


Pre-Order Response Times (Loop Qualification Tools)(Average Seconds)IMA Request(PO-1A-7(a))(Diagnostic)					
Date	Numerator	Denominator	CLEC Result	Standard Dev	
Jan-05		1231.27	6650	0.19	0.05
Feb-05		1066.99	5940	0.18	0.05
Mar-05		1221.55	6812	0.18	0.05
Apr-05		1026.06	5700	0.18	0.05
May-05		1135.77	6324	0.18	0.05
Jun-05		1163.70	6458	0.18	0.05
Jul-05		1290.27	6506	0.20	0.05
Aug-05		1420.79	7148	0.20	0.05
Sep-05		1355.94	6806	0.20	0.05
Oct-05		1279.40	6400	0.20	0.05
Nov-05		1642.23	8164	0.20	0.05
Dec-05		1742.18	8678	0.20	0.05

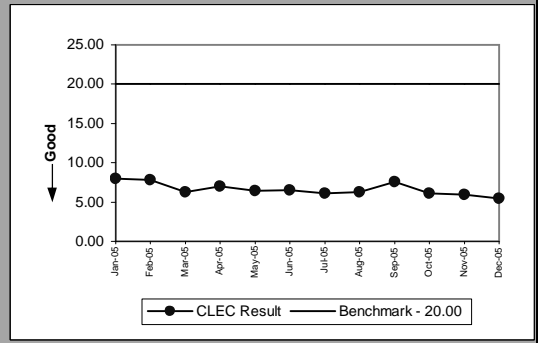


PO-1 - Pre-Order/Order Response Times

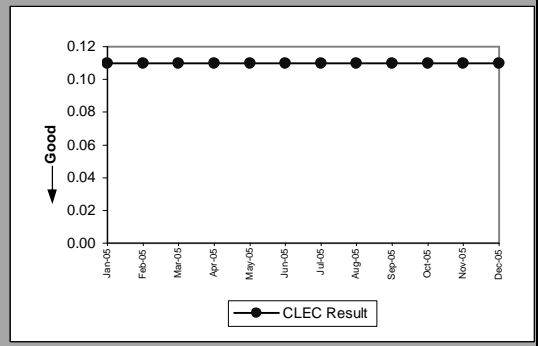
Pre-Order Response Times (Loop Qualification Tools)(Average Seconds)IMA Response(PO-1A-7(b))(Diagnostic)					
Date	Numerator	Denominator	CLEC Result	Standard Dev	
Jan-05	51614.11	6650	7.76	7.22	
Feb-05	45500.27	5940	7.66	7.04	
Mar-05	41512.09	6812	6.09	6.50	
Apr-05	38962.75	5700	6.84	7.08	
May-05	39557.91	6324	6.26	6.24	
Jun-05	40944.69	6458	6.34	7.07	
Jul-05	38365.75	6506	5.90	7.21	
Aug-05	43165.47	7148	6.04	6.28	
Sep-05	50337.95	6806	7.40	12.24	
Oct-05	37700.90	6400	5.89	6.12	
Nov-05	46817.54	8164	5.73	6.35	
Dec-05	45445.06	8678	5.24	5.23	



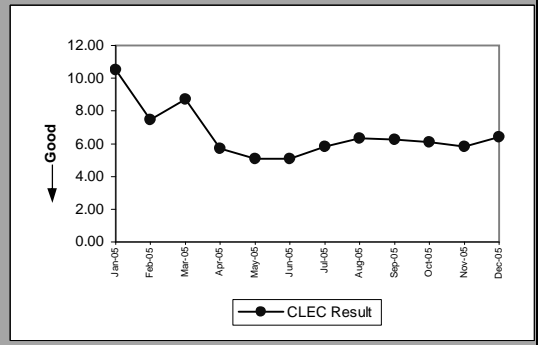
Pre-Order Response Times (Loop Qualification Tools)(Average Seconds)IMA Aggregate(PO-1A-7 Total)(Benchmark)					
Date	Numerator	Denominator	CLEC Result	Standard Dev	
Jan-05	52845.38	6650	7.95	7.95	
Feb-05	46567.26	5940	7.84	7.84	
Mar-05	42733.64	6812	6.27	6.27	
Apr-05	39988.81	5700	7.02	7.02	
May-05	40693.68	6324	6.43	6.43	
Jun-05	42108.39	6458	6.52	6.52	
Jul-05	39656.02	6506	6.10	6.10	
Aug-05	44586.26	7148	6.24	6.24	
Sep-05	51693.89	6806	7.60	7.60	
Oct-05	38980.30	6400	6.09	6.09	
Nov-05	48459.77	8164	5.94	5.94	
Dec-05	47187.24	8678	5.44	5.44	



Pre-Order Response Times (Resale of Qwest DSL Qualification)(Average Seconds)IMA Request(PO-1A-8(a))(Diagnostic)					
Date	Numerator	Denominator	CLEC Result	Standard Dev	
Jan-05	63.91	581	0.11	0.01	
Feb-05	55.44	504	0.11	0.01	
Mar-05	66.33	603	0.11	0.01	
Apr-05	53.35	485	0.11	0.01	
May-05	61.27	557	0.11	0.01	
Jun-05	59.51	541	0.11	0.01	
Jul-05	61.49	559	0.11	0.01	
Aug-05	69.74	634	0.11	0.01	
Sep-05	65.23	593	0.11	0.01	
Oct-05	60.39	549	0.11	0.01	
Nov-05	78.54	714	0.11	0.01	
Dec-05	82.50	750	0.11	0.01	

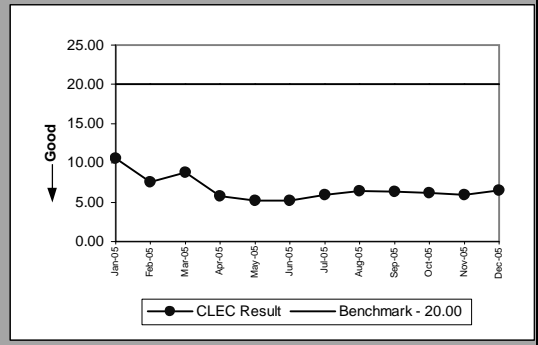


Pre-Order Response Times (Resale of Qwest DSL Qualification)(Average Seconds)IMA Response(PO-1A-8(b))(Diagnostic)					
Date	Numerator	Denominator	CLEC Result	Standard Dev	
Jan-05	6100.50	581	10.50	14.45	
Feb-05	3759.84	504	7.46	7.73	
Mar-05	5258.16	603	8.72	13.20	
Apr-05	2764.50	485	5.70	7.30	
May-05	2829.56	557	5.08	1.55	
Jun-05	2759.10	541	5.10	1.32	
Jul-05	3264.56	559	5.84	1.95	
Aug-05	4019.56	634	6.34	1.51	
Sep-05	3706.25	593	6.25	1.48	
Oct-05	3354.39	549	6.11	1.43	
Nov-05	4169.76	714	5.84	4.73	
Dec-05	4800	750	6.40	6.17	

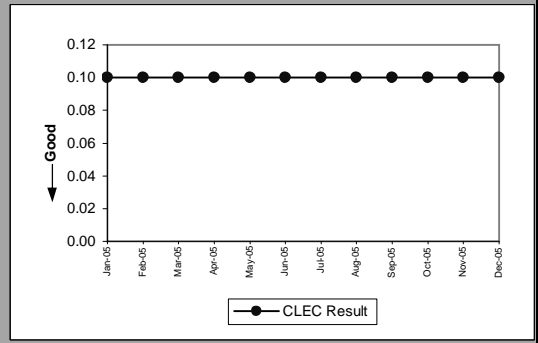


PO-1 - Pre-Order/Order Response Times

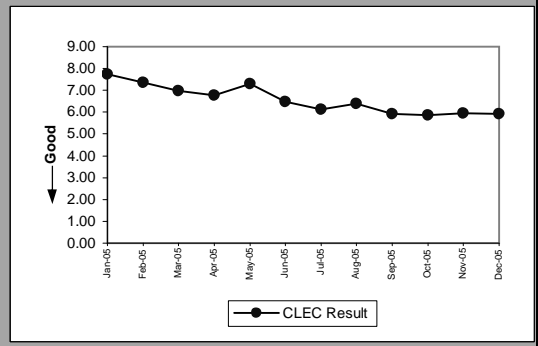
Pre-Order Response Times (Resale of Qwest DSL Qualification)(Average Seconds)IMA Aggregate(PO-1A-8 Total)(Benchmark)					
Date	Numerator	Denominator	CLEC Result	Standard Dev	
Jan-05		6164.41	581	10.61	
Feb-05		3815.28	504	7.57	
Mar-05		5324.49	603	8.83	
Apr-05		2817.85	485	5.81	
May-05		2890.83	557	5.19	
Jun-05		2818.61	541	5.21	
Jul-05		3326.05	559	5.95	
Aug-05		4089.30	634	6.45	
Sep-05		3771.48	593	6.36	
Oct-05		3414.78	549	6.22	
Nov-05		4248.30	714	5.95	
Dec-05		4882.50	750	6.51	



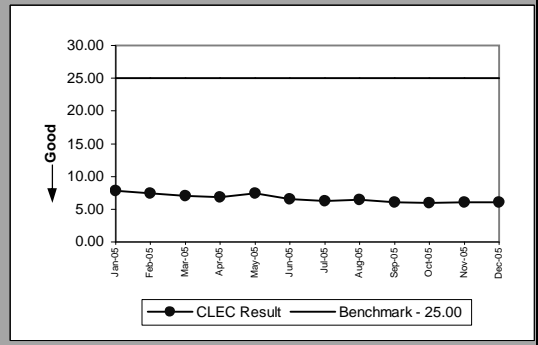
Pre-Order Response Times (Connecting Facility Assignment)(Average Seconds)IMA Request(PO-1A-9(a))(Diagnostic)					
Date	Numerator	Denominator	CLEC Result	Standard Dev	
Jan-05	77.11	760	0.10	0.00	
Feb-05	72.26	711	0.10	0.00	
Mar-05	78.99	772	0.10	0.01	
Apr-05	65.36	643	0.10	0.00	
May-05	78.47	772	0.10	0.00	
Jun-05	79.63	786	0.10	0.00	
Jul-05	78.70	778	0.10	0.00	
Aug-05	79.09	779	0.10	0.00	
Sep-05	85.73	847	0.10	0.00	
Oct-05	74.97	744	0.10	0.00	
Nov-05	97.98	974	0.10	0.00	
Dec-05	104.43	1037	0.10	0.00	



Pre-Order Response Times (Connecting Facility Assignment)(Average Seconds)IMA Response(PO-1A-9(b))(Diagnostic)					
Date	Numerator	Denominator	CLEC Result	Standard Dev	
Jan-05	5877.91	760	7.73	7.43	
Feb-05	5235.78	711	7.36	5.57	
Mar-05	5380.34	772	6.97	4.64	
Apr-05	4354.76	643	6.77	4.21	
May-05	5625.83	772	7.29	6.53	
Jun-05	5096.20	786	6.48	3.50	
Jul-05	4780.15	778	6.14	4.69	
Aug-05	4974.08	779	6.39	7.32	
Sep-05	5015.34	847	5.92	4.49	
Oct-05	4367.68	744	5.87	5.20	
Nov-05	5791.76	974	5.95	5.61	
Dec-05	6139.24	1037	5.92	5.10	

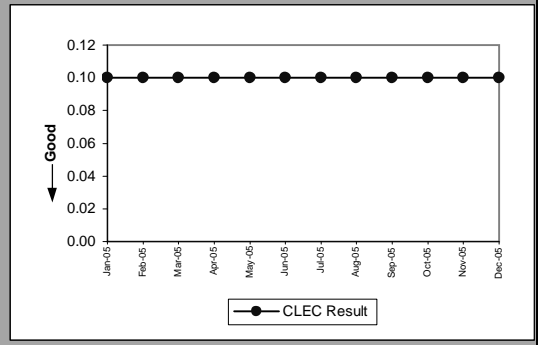


Pre-Order Response Times (Connecting Facility Assignment)(Average Seconds)IMA Aggregate(PO-1A-9 Total)(Benchmark)					
Date	Numerator	Denominator	CLEC Result	Standard Dev	
Jan-05	5955.02	760	7.84	7.84	
Feb-05	5308.04	711	7.47	7.47	
Mar-05	5459.33	772	7.07	7.07	
Apr-05	4420.12	643	6.87	6.87	
May-05	5704.30	772	7.39	7.39	
Jun-05	5175.83	786	6.59	6.59	
Jul-05	4858.85	778	6.25	6.25	
Aug-05	5053.17	779	6.49	6.49	
Sep-05	5101.07	847	6.02	6.02	
Oct-05	4442.65	744	5.97	5.97	
Nov-05	5889.74	974	6.05	6.05	
Dec-05	6243.67	1037	6.02	6.02	

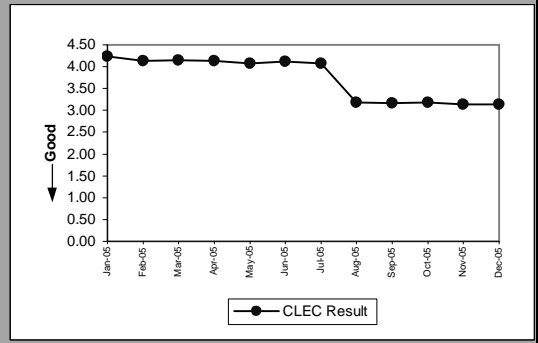


PO-1 - Pre-Order/Order Response Times

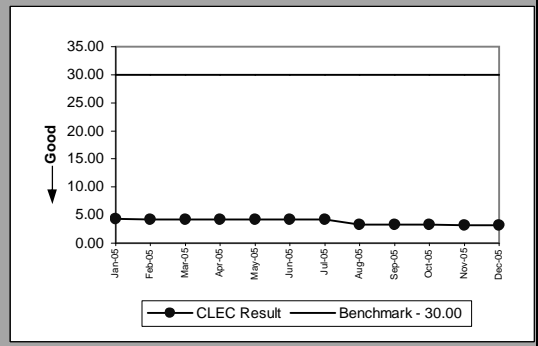
Pre-Order Response Times (Meet Point Inquiry)(Average Seconds)IMA Request(PO-1A-10(a))(Diagnostic)					
Date	Numerator	Denominator	CLEC Result	Standard Dev	
Jan-05		56.42	552	0.10	0.00
Feb-05		53.56	522	0.10	0.00
Mar-05		59.52	579	0.10	0.00
Apr-05		47.02	462	0.10	0.00
May-05		56.54	553	0.10	0.00
Jun-05		59.04	577	0.10	0.01
Jul-05		59.83	587	0.10	0.00
Aug-05		62.54	612	0.10	0.00
Sep-05		60.24	589	0.10	0.00
Oct-05		58.78	574	0.10	0.00
Nov-05		72.53	709	0.10	0.00
Dec-05		79.09	769	0.10	0.00



Pre-Order Response Times (Meet Point Inquiry)(Average Seconds)IMA Response(PO-1A-10(b))(Diagnostic)					
Date	Numerator	Denominator	CLEC Result	Standard Dev	
Jan-05	2337.64	552	4.23	1.39	
Feb-05	2157.26	522	4.13	0.43	
Mar-05	2401.39	579	4.15	0.43	
Apr-05	1907.53	462	4.13	0.48	
May-05	2248.61	553	4.07	0.41	
Jun-05	2374.46	577	4.12	0.40	
Jul-05	2393.68	587	4.08	0.44	
Aug-05	1946.71	612	3.18	0.35	
Sep-05	1865.16	589	3.17	0.37	
Oct-05	1824.96	574	3.18	0.36	
Nov-05	2224.75	709	3.14	0.39	
Dec-05	2414.89	769	3.14	0.53	

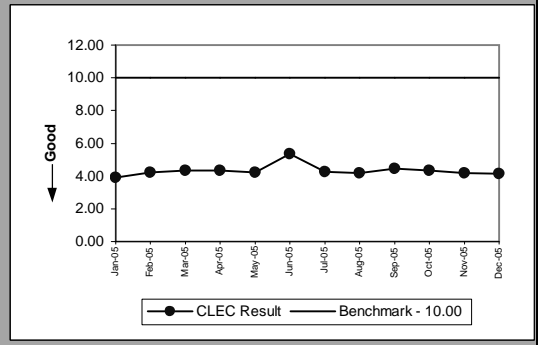


Pre-Order Response Times (Meet Point Inquiry)(Average Seconds)IMA Aggregate(PO-1A-10 Total)(Benchmark)					
Date	Numerator	Denominator	CLEC Result	Standard Dev	
Jan-05	2394.06	552	4.34		
Feb-05	2210.82	522	4.24		
Mar-05	2460.91	579	4.25		
Apr-05	1954.55	462	4.23		
May-05	2305.15	553	4.17		
Jun-05	2433.50	577	4.22		
Jul-05	2453.51	587	4.18		
Aug-05	2009.25	612	3.28		
Sep-05	1925.40	589	3.27		
Oct-05	1883.74	574	3.28		
Nov-05	2297.28	709	3.24		
Dec-05	2493.98	769	3.24		

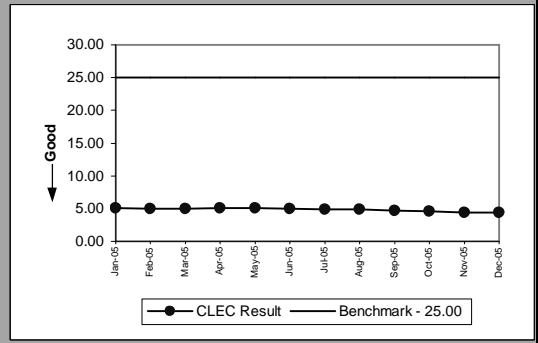


PO-1 - Pre-Order/Order Response Times

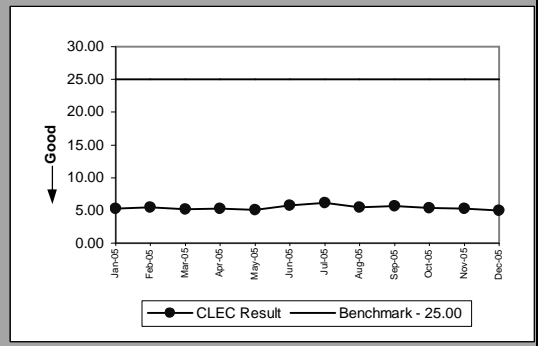
Pre-Order Response Times (Appt. Scheduler)(Average Seconds)EDI Request/Response(PO-1B-1)(Benchmark)					
Date	Numerator	Denominator	CLEC Result	Standard Dev	
Jan-05	14963.57		3827	3.91	1.62
Feb-05	15016.50		3550	4.23	1.76
Mar-05	17004.12		3918	4.34	2.98
Apr-05	18258.38		4207	4.34	1.74
May-05	17922.34		4247	4.22	2.25
Jun-05	20820.66		3899	5.34	5.93
Jul-05	15776		3712	4.25	1.45
Aug-05	15813.06		3774	4.19	1.72
Sep-05	16847.43		3769	4.47	2.03
Oct-05	17155.46		3962	4.33	1.75
Nov-05	17443.14		4173	4.18	1.79
Dec-05	18313.95		4413	4.15	1.81



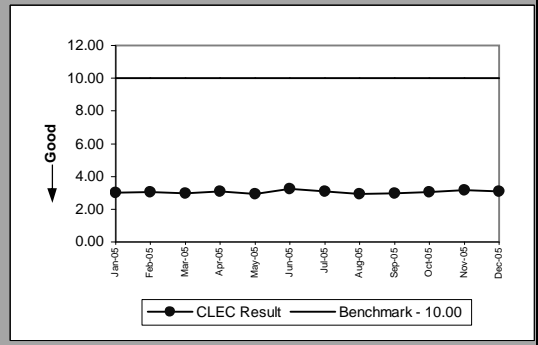
Pre-Order Response Times (Service Availability)(Average Seconds)EDI Request/Response(PO-1B-2)(Benchmark)					
Date	Numerator	Denominator	CLEC Result	Standard Dev	
Jan-05	21604.04		4268	5.06	5.13
Feb-05	19862.58		3951	5.03	5.89
Mar-05	22006.26		4376	5.03	6.26
Apr-05	22168.43		4351	5.10	7.11
May-05	26742.95		5268	5.08	7.27
Jun-05	25899.35		5214	4.97	5.89
Jul-05	24183.52		4961	4.87	5.73
Aug-05	24546.12		5007	4.90	6.06
Sep-05	24191.81		5156	4.69	5.39
Oct-05	25955.97		5653	4.59	5.58
Nov-05	27969.20		6330	4.42	5.18
Dec-05	27622.50		6294	4.39	5.16



Pre-Order Response Times (Facility Check)(Average Seconds)EDI Request/Response(PO-1B-3)(Benchmark)					
Date	Numerator	Denominator	CLEC Result	Standard Dev	
Jan-05	1233.18		234	5.27	1.17
Feb-05	1178.31		217	5.43	2.50
Mar-05	1235.22		238	5.19	1.19
Apr-05	1659		316	5.25	2.99
May-05	2907.59		569	5.11	1.30
Jun-05	3432		600	5.72	1.82
Jul-05	3602.20		581	6.20	4.11
Aug-05	3162.74		574	5.51	2.52
Sep-05	3917.06		686	5.71	3.69
Oct-05	4455.24		822	5.42	2.25
Nov-05	4318.46		821	5.26	2.28
Dec-05	4593.30		915	5.02	1.74

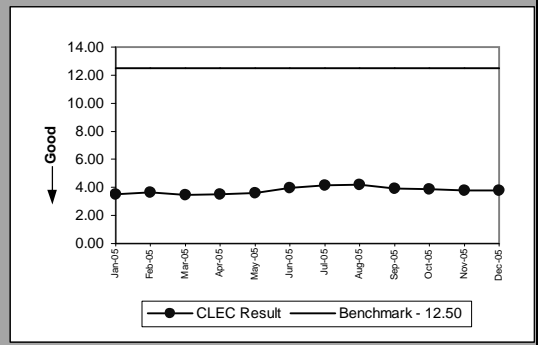


Pre-Order Response Times (Address Validation)(Average Seconds)EDI Request/Response(PO-1B-4)(Benchmark)					
Date	Numerator	Denominator	CLEC Result	Standard Dev	
Jan-05	17520.63		5806	3.02	1.16
Feb-05	16749.93		5491	3.05	2.02
Mar-05	18297.07		6120	2.99	2.51
Apr-05	17616.42		5738	3.07	1.88
May-05	19331.23		6551	2.95	1.77
Jun-05	20823.37		6385	3.26	2.02
Jul-05	18809.77		6125	3.07	2.52
Aug-05	17697.06		6017	2.94	1.87
Sep-05	18744.04		6265	2.99	1.91
Oct-05	21942.10		7171	3.06	1.62
Nov-05	25725.87		8119	3.17	2.34
Dec-05	25045.55		8140	3.08	2.07

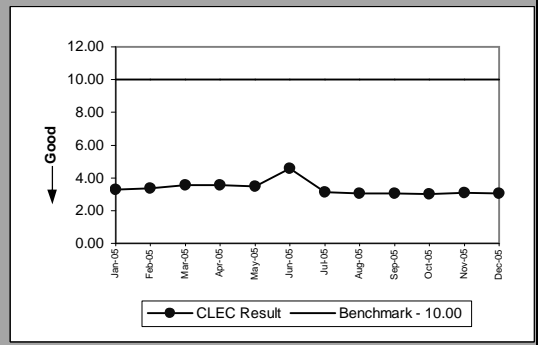


PO-1 - Pre-Order/Order Response Times

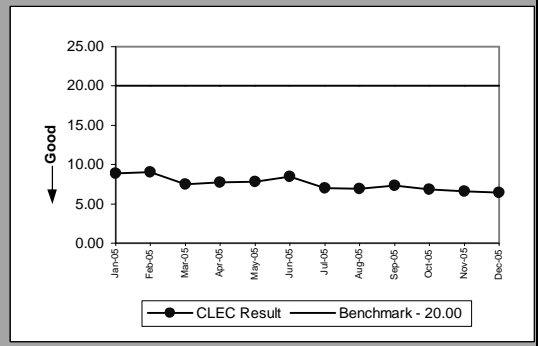
Pre-Order Response Times (Get CSR)(Average Seconds)EDI Request/Response(PO-1B-5)(Benchmark)					
Date	Numerator	Denominator	CLEC Result	Standard Dev	
Jan-05	3361.74	951	3.53	2.49	
Feb-05	3225.57	881	3.66	2.28	
Mar-05	3426.40	988	3.47	3.60	
Apr-05	3417.65	976	3.50	2.24	
May-05	4614.67	1276	3.62	2.31	
Jun-05	5154.60	1306	3.95	2.07	
Jul-05	5170.94	1248	4.14	5.65	
Aug-05	4962.96	1180	4.21	4.84	
Sep-05	6010.78	1539	3.91	5.43	
Oct-05	8170.18	2101	3.89	6.09	
Nov-05	8631.73	2285	3.78	5.17	
Dec-05	9067.57	2408	3.77	5.19	



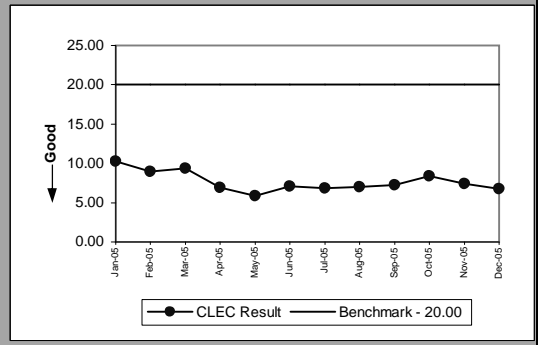
Pre-Order Response Times (TN Reservation)(Average Seconds)EDI Request/Response(PO-1B-6)(Benchmark)					
Date	Numerator	Denominator	CLEC Result	Standard Dev	
Jan-05	6341.90	1930	3.29	1.96	
Feb-05	5874.86	1745	3.37	1.68	
Mar-05	6828.90	1916	3.56	3.48	
Apr-05	7622.34	2150	3.55	2.13	
May-05	7429.70	2143	3.47	2.18	
Jun-05	9008.88	1971	4.57	5.82	
Jul-05	5877.81	1887	3.11	1.11	
Aug-05	5981.04	1962	3.05	1.04	
Sep-05	5722.23	1888	3.03	0.87	
Oct-05	6018.06	1998	3.01	0.67	
Nov-05	6626.76	2144	3.09	1.10	
Dec-05	7239.93	2365	3.06	1.19	



Pre-Order Response Times (Loop Qualification Tools)(Average Seconds)EDI Request/Response(PO-1B-7)(Benchmark)					
Date	Numerator	Denominator	CLEC Result	Standard Dev	
Jan-05	60665.05	6820	8.90	8.56	
Feb-05	58590.94	6482	9.04	8.16	
Mar-05	54932.83	7335	7.49	7.28	
Apr-05	24245.39	3138	7.73	9.32	
May-05	21036.09	2689	7.82	10.41	
Jun-05	23075.72	2738	8.43	10.86	
Jul-05	18612.79	2646	7.03	10.39	
Aug-05	42421.97	6130	6.92	7.93	
Sep-05	34994.48	4779	7.32	9.55	
Oct-05	27009.87	3959	6.82	10.63	
Nov-05	29100.44	4419	6.59	10.89	
Dec-05	28808.54	4459	6.46	11.28	

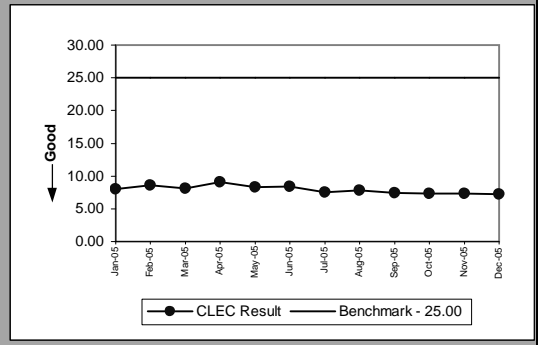


Pre-Order Response Times (Resale of Qwest DSL Qualification)(Average Seconds)EDI Request/Response(PO-1B-8)(Benchmark)					
Date	Numerator	Denominator	CLEC Result	Standard Dev	
Jan-05	4869.48	476	10.23	13.30	
Feb-05	3991.56	444	8.99	9.74	
Mar-05	4619.41	493	9.37	15.24	
Apr-05	4281.98	617	6.94	7.19	
May-05	5586	950	5.88	3.02	
Jun-05	6850.83	969	7.07	7.12	
Jul-05	6390.34	937	6.82	4.01	
Aug-05	6307.85	905	6.97	2.98	
Sep-05	7707.18	1066	7.23	2.90	
Oct-05	11472.90	1374	8.35	10.66	
Nov-05	11893.05	1605	7.41	6.74	
Dec-05	10824.44	1606	6.74	4.68	

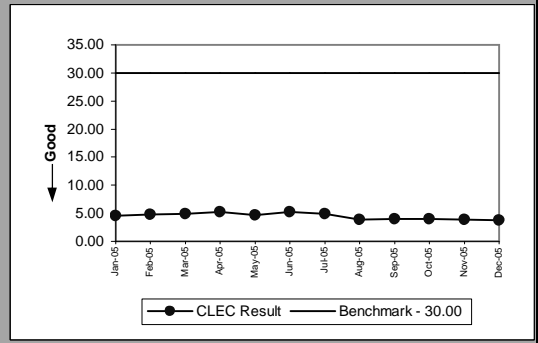


PO-1 - Pre-Order/Order Response Times

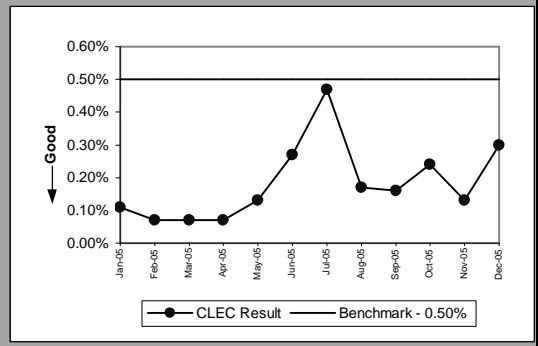
Pre-Order Response Times (Connecting Facility Assignment)(Average Seconds)EDI Request/Response(PO-1B-9)(Benchmark)					
Date	Numerator	Denominator	CLEC Result	Standard Dev	
Jan-05	3775.29	471	8.02	4.34	
Feb-05	3740.17	437	8.56	6.74	
Mar-05	3976.19	491	8.10	5.32	
Apr-05	6926.73	760	9.11	7.16	
May-05	8442.43	1011	8.35	6.01	
Jun-05	8270.76	984	8.41	5.58	
Jul-05	6989.82	927	7.54	4.53	
Aug-05	6166.87	785	7.86	7.49	
Sep-05	8150.20	1092	7.46	6.97	
Oct-05	9950.10	1355	7.34	6.04	
Nov-05	10605.60	1454	7.29	6.05	
Dec-05	10474.95	1447	7.24	4.47	



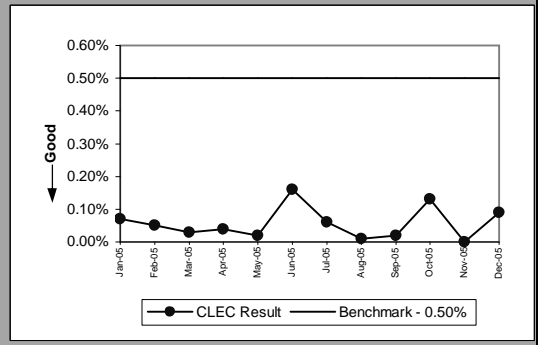
Pre-Order Response Times (Meet Point Inquiry)(Average Seconds)EDI Request/Response(PO-1B-10)(Benchmark)					
Date	Numerator	Denominator	CLEC Result	Standard Dev	
Jan-05	2164.94	474	4.57	0.84	
Feb-05	2130.54	442	4.82	2.24	
Mar-05	2417.68	494	4.89	3.61	
Apr-05	2905.81	548	5.30	4.75	
May-05	3604.72	778	4.63	0.62	
Jun-05	4269.97	816	5.23	2.85	
Jul-05	3706.04	755	4.91	2.27	
Aug-05	2768.26	713	3.88	2.04	
Sep-05	3433.76	871	3.94	1.46	
Oct-05	4769.60	1209	3.95	1.29	
Nov-05	5523.43	1446	3.82	1.75	
Dec-05	5432.02	1443	3.76	1.95	



Pre-Order Response Times (Timeout)(Percent)IMA Total(PO-1C-1)(Benchmark)					
Date	Numerator	Denominator	CLEC Result	Standard Dev	
Jan-05	31	28561	0.11%	3.29%	
Feb-05	17	25178	0.07%	2.60%	
Mar-05	21	28568	0.07%	2.71%	
Apr-05	17	23814	0.07%	2.67%	
May-05	35	27123	0.13%	3.59%	
Jun-05	76	27921	0.27%	5.21%	
Jul-05	131	27672	0.47%	6.86%	
Aug-05	50	30200	0.17%	4.07%	
Sep-05	45	28797	0.16%	3.95%	
Oct-05	64	26286	0.24%	4.93%	
Nov-05	46	34709	0.13%	3.64%	
Dec-05	109	36690	0.30%	5.44%	

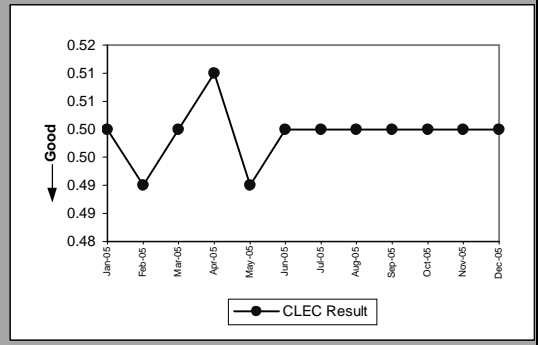


Pre-Order Response Times (Timeout)(Percent)EDI Total(PO-1C-2)(Benchmark)					
Date	Numerator	Denominator	CLEC Result	Standard Dev	
Jan-05	18	25275	0.07%	2.67%	
Feb-05	12	23652	0.05%	2.25%	
Mar-05	9	26378	0.03%	1.85%	
Apr-05	9	22810	0.04%	1.99%	
May-05	5	25487	0.02%	1.40%	
Jun-05	40	24922	0.16%	4.00%	
Jul-05	15	23794	0.06%	2.51%	
Aug-05	2	27049	0.01%	0.86%	
Sep-05	4	27115	0.02%	1.21%	
Oct-05	37	29641	0.13%	3.53%	
Nov-05	1	32797	0.00%	0.55%	
Dec-05	30	33520	0.09%	2.99%	

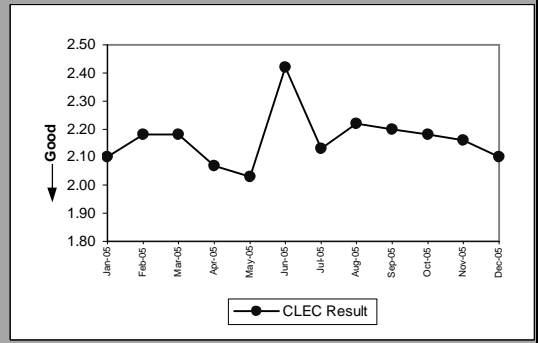


PO-1 - Pre-Order/Order Response Times

Pre-Order Response Times (Rejected Query)/(Average Seconds)/IMA Total(PO-1D-1)/(Diagnostic)					
Date	Numerator	Denominator	CLEC Result	Standard Dev	
Jan-05	4117	8234	0.50	0.29	
Feb-05	3255.56	6644	0.49	0.29	
Mar-05	3855.50	7711	0.50	0.29	
Apr-05	3415.47	6697	0.51	0.28	
May-05	3823.96	7804	0.49	0.29	
Jun-05	3784.50	7569	0.50	0.29	
Jul-05	4293.50	8587	0.50	0.29	
Aug-05	4341	8682	0.50	0.29	
Sep-05	4512	9024	0.50	0.29	
Oct-05	2223.50	4447	0.50	0.29	
Nov-05	3807	7614	0.50	0.29	
Dec-05	4014	8028	0.50	0.29	

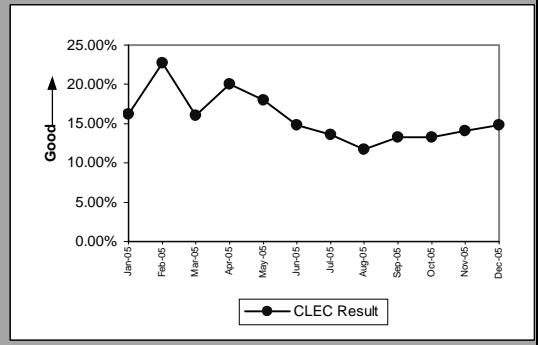


Pre-Order Response Times (Rejected Query)/(Average Seconds)/EDI Total(PO-1D-2)/(Diagnostic)					
Date	Numerator	Denominator	CLEC Result	Standard Dev	
Jan-05	17161.20	8172	2.10	3.27	
Feb-05	16602.88	7616	2.18	3.70	
Mar-05	18591.04	8528	2.18	4.05	
Apr-05	14914.35	7205	2.07	2.20	
May-05	15460.48	7616	2.03	2.14	
Jun-05	18007.22	7441	2.42	2.99	
Jul-05	15086.79	7083	2.13	2.61	
Aug-05	13977.12	6296	2.22	3.32	
Sep-05	13912.80	6324	2.20	2.99	
Oct-05	16182.14	7423	2.18	3.40	
Nov-05	18550.08	8588	2.16	2.92	
Dec-05	18553.50	8835	2.10	2.58	

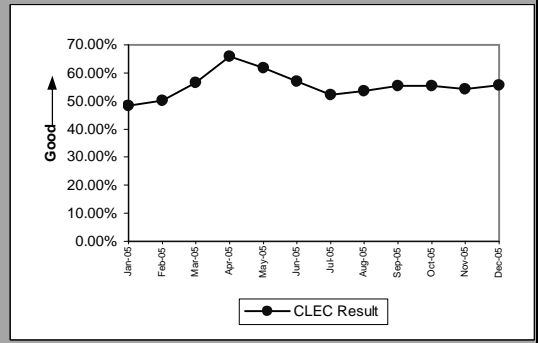


PO-2A-1 - Electronic Flow-through for LSRs received via IMA GUI (Percent)

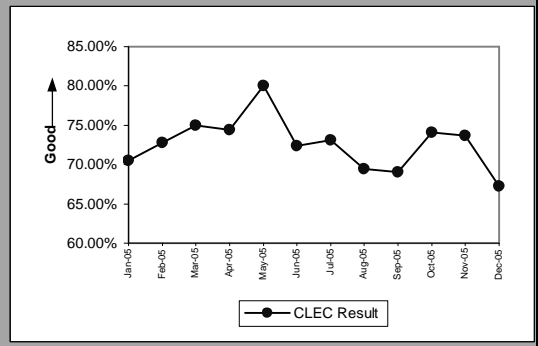
Resale Aggregate W/O UNE-P-POTS(Diagnostic)					
Date	CLEC Num	CLEC Denom	CLEC Result	CLEC Std Dev	
Jan-05	338	2086	16.20%	36.85%	
Feb-05	434	1912	22.70%	41.89%	
Mar-05	455	2840	16.02%	36.68%	
Apr-05	478	2390	20.00%	40.00%	
May-05	537	2981	18.01%	38.43%	
Jun-05	456	3076	14.82%	35.53%	
Jul-05	349	2565	13.61%	34.29%	
Aug-05	392	3354	11.69%	32.13%	
Sep-05	408	3076	13.26%	33.92%	
Oct-05	379	2857	13.27%	33.92%	
Nov-05	364	2579	14.11%	34.82%	
Dec-05	366	2474	14.79%	35.50%	



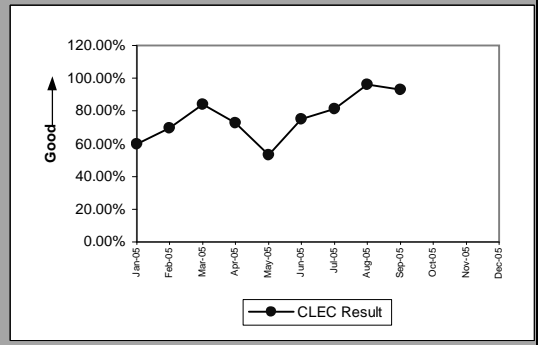
Unbundled Loop Aggregate(Diagnostic)					
Date	CLEC Num	CLEC Denom	CLEC Result	CLEC Std Dev	
Jan-05	590	1220	48.36%	49.97%	
Feb-05	455	909	50.06%	50.00%	
Mar-05	618	1091	56.65%	49.56%	
Apr-05	733	1112	65.92%	47.40%	
May-05	127	1175	61.87%	48.57%	
Jun-05	767	1347	56.94%	49.52%	
Jul-05	598	1143	52.32%	49.95%	
Aug-05	680	1269	53.59%	49.87%	
Sep-05	575	1037	55.45%	49.70%	
Oct-05	667	1206	55.31%	49.72%	
Nov-05	651	1199	54.30%	49.82%	
Dec-05	638	1146	55.67%	49.68%	



LNP(Diagnostic)					
Date	CLEC Num	CLEC Denom	CLEC Result	CLEC Std Dev	
Jan-05	397	563	70.52%	45.60%	
Feb-05	465	639	72.77%	44.51%	
Mar-05	644	859	74.97%	43.32%	
Apr-05	657	883	74.41%	43.64%	
May-05	766	957	80.04%	39.97%	
Jun-05	681	941	72.37%	44.72%	
Jul-05	592	810	73.09%	44.35%	
Aug-05	632	910	69.45%	46.06%	
Sep-05	612	886	69.07%	46.22%	
Oct-05	642	867	74.05%	43.84%	
Nov-05	607	824	73.67%	44.05%	
Dec-05	674	1002	67.27%	46.92%	



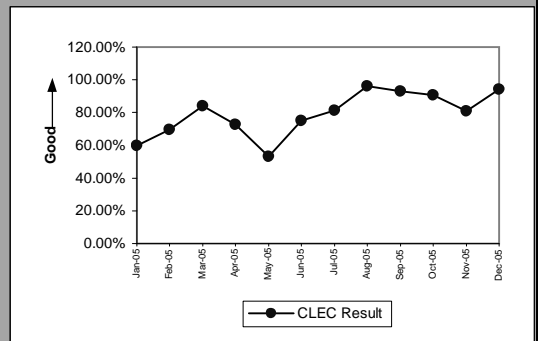
UNE - P (POTS)(Diagnostic)					
Date	CLEC Num	CLEC Denom	CLEC Result	CLEC Std Dev	
Jan-05	137	229	59.83%	49.03%	
Feb-05	34	49	69.39%	46.09%	
Mar-05	68	81	83.95%	36.71%	
Apr-05	8	11	72.73%	44.54%	
May-05	8	15	53.33%	49.89%	
Jun-05	21	28	75.00%	43.30%	
Jul-05	13	16	81.25%	39.03%	
Aug-05	99	103	96.12%	19.32%	
Sep-05	438	471	92.99%	25.53%	
Oct-05					
Nov-05					
Dec-05					



PO-2 UNE-P(POTS) will display two graphs. The first graph is UNE-P (POTS) without Centrex21 and the second graph is UNE-P (POTS AGG) with Centrex21.

PO-2A-1 - Electronic Flow-through for LSRs received via IMA GUI (Percent)

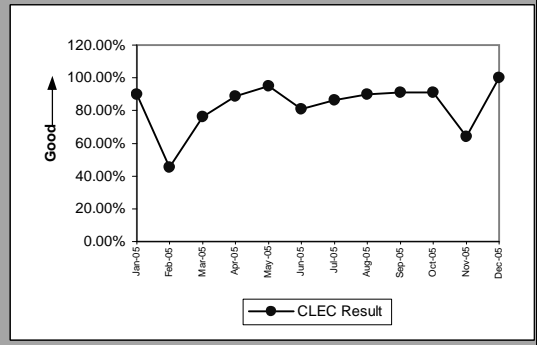
UNE P (POTS AGG)(Diagnostic)					
Date	CLEC Num	CLEC Denom	CLEC Result	CLEC Std Dev	
Jan-05	137	229	59.83%	49.03%	
Feb-05	34	49	69.39%	46.09%	
Mar-05	68	81	83.95%	36.71%	
Apr-05	8	11	72.73%	44.54%	
May-05	8	15	53.33%	49.89%	
Jun-05	21	28	75.00%	43.30%	
Jul-05	13	16	81.25%	39.03%	
Aug-05	99	103	96.12%	19.32%	
Sep-05	438	471	92.99%	25.53%	
Oct-05	173	191	90.58%	29.22%	
Nov-05	67	83	80.72%	39.45%	
Dec-05	100	106	94.34%	23.11%	



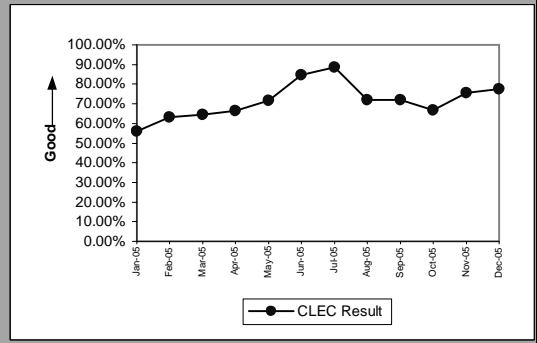
PO-2 UNE-P(POTS) will display two graphs. The first graph is UNE-P (POTS) without Centrex21 and the second graph is UNE-P (POTS AGG) with Centrex21.

PO-2A-2 - Electronic Flow-through for LSRs received via IMA EDI (Percent)

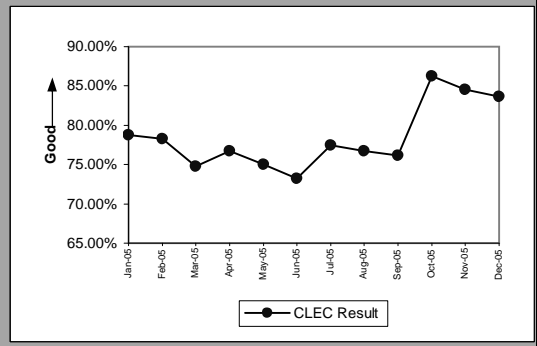
Resale Aggregate W/O UNE-P-POTS(Diagnostic)					
Date	CLEC Num	CLEC Denom	CLEC Result	CLEC Std Dev	
Jan-05	18	20	90.00%	30.00%	
Feb-05	5	11	45.45%	49.79%	
Mar-05	16	21	76.19%	42.59%	
Apr-05	16	18	88.89%	31.43%	
May-05	19	20	95.00%	21.79%	
Jun-05	17	21	80.95%	39.27%	
Jul-05	19	22	86.36%	34.32%	
Aug-05	18	20	90.00%	30.00%	
Sep-05	10	11	90.91%	28.75%	
Oct-05	10	11	90.91%	28.75%	
Nov-05	9	14	64.29%	47.92%	
Dec-05	8	8	100.00%	0.00%	



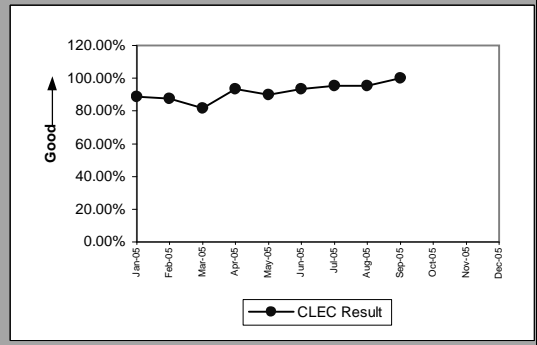
Unbundled Loop Aggregate(Diagnostic)					
Date	CLEC Num	CLEC Denom	CLEC Result	CLEC Std Dev	
Jan-05	813	1455	55.88%	49.65%	
Feb-05	873	1385	63.03%	48.27%	
Mar-05	1026	1593	64.41%	47.88%	
Apr-05	897	1347	66.59%	47.17%	
May-05	1154	1611	71.63%	45.08%	
Jun-05	3325	3932	84.56%	36.13%	
Jul-05	8124	9154	88.75%	31.60%	
Aug-05	1554	2162	71.88%	44.96%	
Sep-05	1546	2147	72.01%	44.90%	
Oct-05	1837	2755	66.68%	47.14%	
Nov-05	1586	2101	75.49%	43.02%	
Dec-05	1419	1831	77.50%	41.76%	



LNP(Diagnostic)					
Date	CLEC Num	CLEC Denom	CLEC Result	CLEC Std Dev	
Jan-05	700	889	78.74%	40.91%	
Feb-05	603	770	78.31%	41.21%	
Mar-05	783	1047	74.79%	43.42%	
Apr-05	771	1005	76.72%	42.26%	
May-05	678	904	75.00%	43.30%	
Jun-05	726	991	73.26%	44.26%	
Jul-05	871	1124	77.49%	41.76%	
Aug-05	928	1209	76.76%	42.24%	
Sep-05	938	1232	76.14%	42.62%	
Oct-05	2402	2786	86.22%	34.47%	
Nov-05	3246	3840	84.53%	36.16%	
Dec-05	3346	4000	83.65%	36.98%	



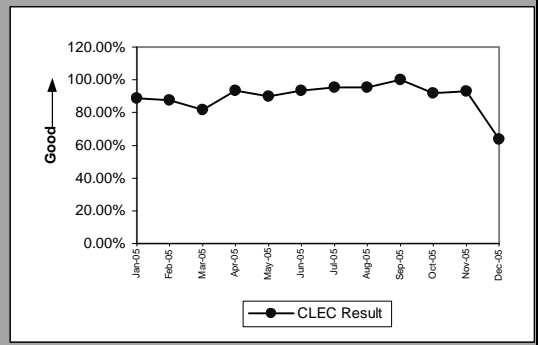
UNE - P (POTS)(Diagnostic)					
Date	CLEC Num	CLEC Denom	CLEC Result	CLEC Std Dev	
Jan-05	368	414	88.89%	31.43%	
Feb-05	231	264	87.50%	33.07%	
Mar-05	173	212	81.60%	38.75%	
Apr-05	175	187	93.58%	24.51%	
May-05	172	191	90.05%	29.93%	
Jun-05	201	215	93.49%	24.67%	
Jul-05	129	135	95.56%	20.61%	
Aug-05	142	149	95.30%	21.16%	
Sep-05	75	75	100.00%	0.00%	
Oct-05					
Nov-05					
Dec-05					



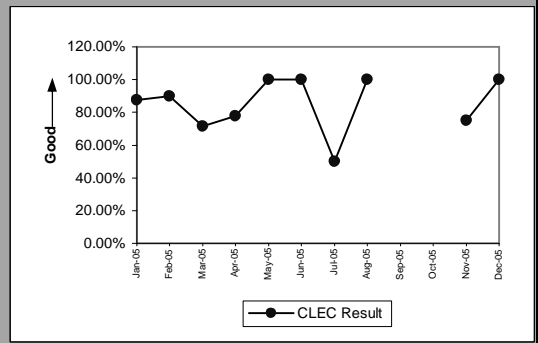
PO-2 UNE-P(POTS) will display two graphs. The first graph is UNE-P (POTS) without Centrex21 and the second graph is UNE-P (POTS AGG) with Centrex21.

PO-2A-2 - Electronic Flow-through for LSRs received via IMA EDI (Percent)

UNE P (POTS AGG)(Diagnostic)					
Date	CLEC Num	CLEC Denom	CLEC Result	CLEC Std Dev	
Jan-05	368	414	88.89%	31.43%	
Feb-05	231	264	87.50%	33.07%	
Mar-05	173	212	81.60%	38.75%	
Apr-05	175	187	93.58%	24.51%	
May-05	172	191	90.05%	29.93%	
Jun-05	201	215	93.49%	24.67%	
Jul-05	129	135	95.56%	20.61%	
Aug-05	142	149	95.30%	21.16%	
Sep-05	75	75	100.00%	0.00%	
Oct-05	33	36	91.67%	27.64%	
Nov-05	27	29	93.10%	25.34%	
Dec-05	184	289	63.67%	48.10%	



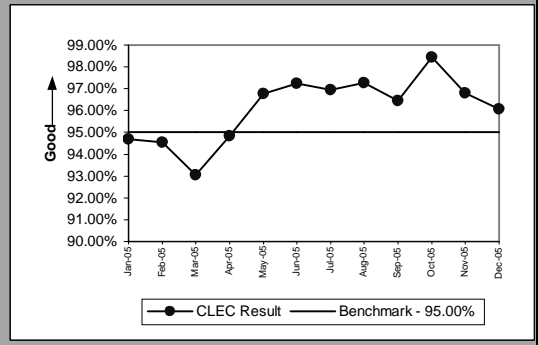
Line Sharing(Diagnostic)					
Date	CLEC Num	CLEC Denom	CLEC Result	CLEC Std Dev	
Jan-05	21	24	87.50%	33.07%	
Feb-05	18	20	90.00%	30.00%	
Mar-05	10	14	71.43%	45.18%	
Apr-05	7	9	77.78%	41.57%	
May-05	6	6	100.00%	0.00%	
Jun-05	4	4	100.00%	0.00%	
Jul-05	3	6	50.00%	50.00%	
Aug-05	4	4	100.00%	0.00%	
Sep-05					
Oct-05					
Nov-05	3	4	75.00%	43.30%	
Dec-05	5	5	100.00%	0.00%	



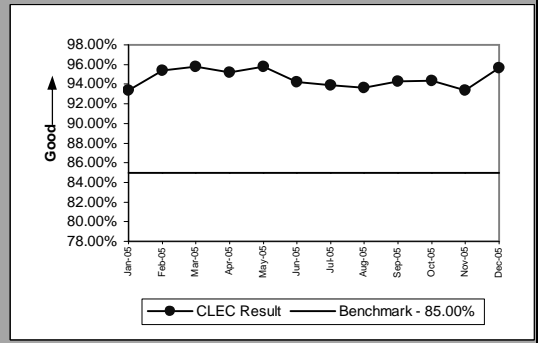
PO-2 UNE-P(POTS) will display two graphs. The first graph is UNE-P (POTS) without Centrex21 and the second graph is UNE-P (POTS AGG) with Centrex21.

PO-2B-1 - Electronic Flow-through for All Eligible LSRs received via IMA GUI (Percent)

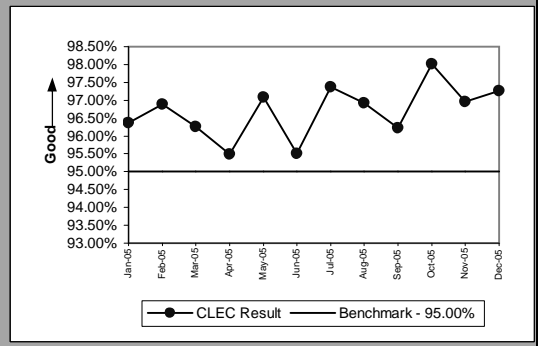
Resale Aggregate W/O UNE-P-POTS(Benchmark)					
Date	CLEC Num	CLEC Denom	CLEC Result	CLEC Std Dev	
Jan-05	338	357	94.68%	22.45%	
Feb-05	434	459	94.55%	22.69%	
Mar-05	455	489	93.05%	25.44%	
Apr-05	478	504	94.84%	22.12%	
May-05	537	555	96.76%	17.71%	
Jun-05	456	469	97.23%	16.42%	
Jul-05	349	360	96.94%	17.21%	
Aug-05	392	403	97.27%	16.29%	
Sep-05	408	423	96.45%	18.49%	
Oct-05	379	385	98.44%	12.39%	
Nov-05	364	376	96.81%	17.58%	
Dec-05	366	381	96.06%	19.45%	



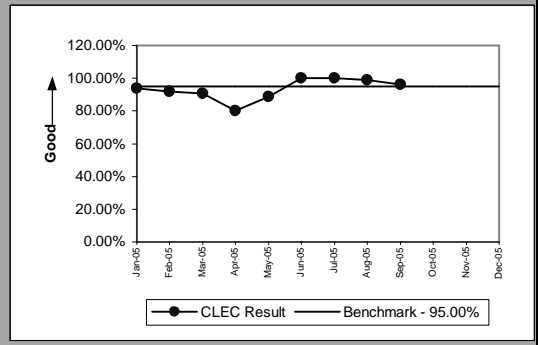
Unbundled Loop Aggregate(Benchmark)					
Date	CLEC Num	CLEC Denom	CLEC Result	CLEC Std Dev	
Jan-05	590	632	93.35%	24.91%	
Feb-05	455	477	95.39%	20.97%	
Mar-05	618	645	95.81%	20.03%	
Apr-05	733	770	95.19%	21.39%	
May-05	727	759	95.78%	20.10%	
Jun-05	767	814	94.23%	23.33%	
Jul-05	598	637	93.88%	23.97%	
Aug-05	680	726	93.66%	24.36%	
Sep-05	575	610	94.26%	23.26%	
Oct-05	667	707	94.34%	23.10%	
Nov-05	651	697	93.40%	24.83%	
Dec-05	638	667	95.65%	20.39%	



LNP(Benchmark)					
Date	CLEC Num	CLEC Denom	CLEC Result	CLEC Std Dev	
Jan-05	397	412	96.36%	18.73%	
Feb-05	465	480	96.88%	17.40%	
Mar-05	644	669	96.26%	18.97%	
Apr-05	657	688	95.49%	20.74%	
May-05	766	789	97.08%	16.82%	
Jun-05	681	713	95.51%	20.70%	
Jul-05	592	608	97.37%	16.01%	
Aug-05	632	652	96.93%	17.24%	
Sep-05	612	636	96.23%	19.06%	
Oct-05	642	655	98.02%	13.95%	
Nov-05	607	626	96.96%	17.16%	
Dec-05	674	693	97.26%	16.33%	



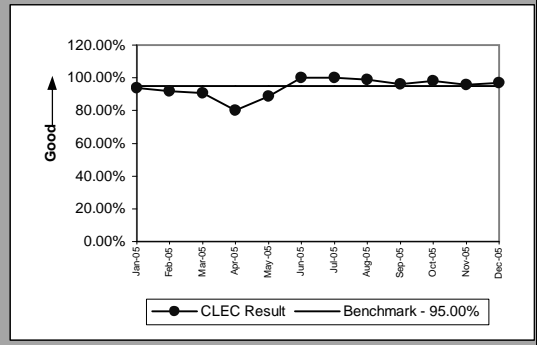
UNE - P (POTS)(Benchmark)					
Date	CLEC Num	CLEC Denom	CLEC Result	CLEC Std Dev	
Jan-05	137	146	93.84%	24.05%	
Feb-05	34	37	91.89%	27.30%	
Mar-05	68	75	90.67%	29.09%	
Apr-05	8	10	80.00%	40.00%	
May-05	8	9	88.89%	31.43%	
Jun-05	21	21	100.00%	0.00%	
Jul-05	13	13	100.00%	0.00%	
Aug-05	99	100	99.00%	9.95%	
Sep-05	438	455	96.26%	18.96%	
Oct-05					
Nov-05					
Dec-05					



PO-2 UNE-P(POTS) will display two graphs. The first graph is UNE-P (POTS) without Centrex21 and the second graph is UNE-P (POTS AGG) with Centrex21.

PO-2B-1 - Electronic Flow-through for All Eligible LSRs received via IMA GUI (Percent)

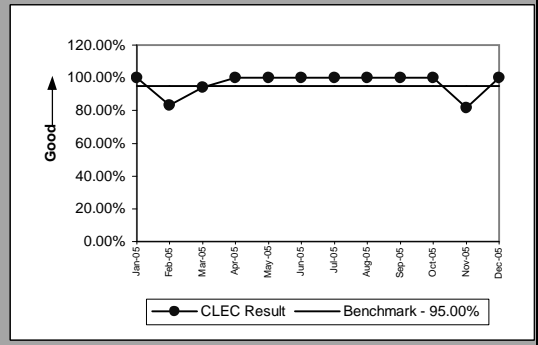
UNE P (POTS AGG)(Benchmark)					
Date	CLEC Num	CLEC Denom	CLEC Result	CLEC Std Dev	
Jan-05	137	146	93.84%	24.05%	
Feb-05	34	37	91.89%	27.30%	
Mar-05	68	75	90.67%	29.09%	
Apr-05	8	10	80.00%	40.00%	
May-05	8	9	88.89%	31.43%	
Jun-05	21	21	100.00%	0.00%	
Jul-05	13	13	100.00%	0.00%	
Aug-05	99	100	99.00%	9.95%	
Sep-05	438	455	96.26%	18.96%	
Oct-05	173	176	98.30%	12.94%	
Nov-05	67	70	95.71%	20.25%	
Dec-05	100	103	97.09%	16.82%	



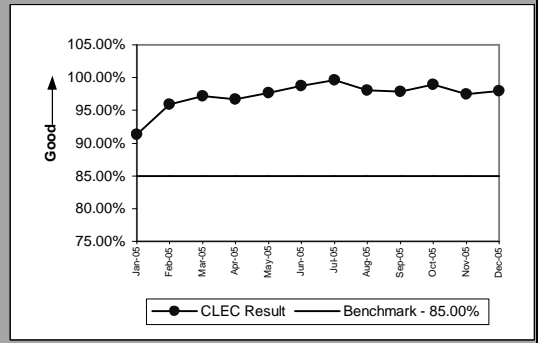
PO-2 UNE-P(POTS) will display two graphs. The first graph is UNE-P (POTS) without Centrex21 and the second graph is UNE-P (POTS AGG) with Centrex21.

PO-2B-2 - Electronic Flow-through for All Eligible LSRs received via IMA EDI (Percent)

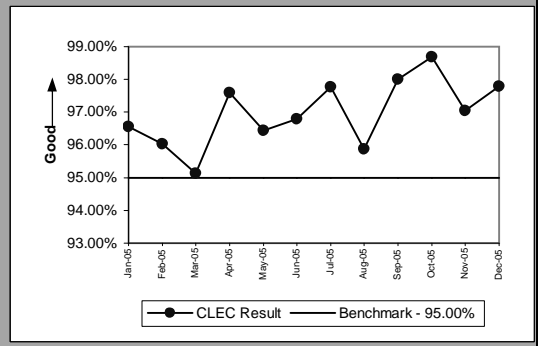
Resale Aggregate W/O UNE-P-POTS(Benchmark)					
Date	CLEC Num	CLEC Denom	CLEC Result	CLEC Std Dev	
Jan-05	18	18	100.00%	0.00%	
Feb-05	5	6	83.33%	37.27%	
Mar-05	16	17	94.12%	23.53%	
Apr-05	16	16	100.00%	0.00%	
May-05	19	19	100.00%	0.00%	
Jun-05	17	17	100.00%	0.00%	
Jul-05	19	19	100.00%	0.00%	
Aug-05	18	18	100.00%	0.00%	
Sep-05	10	10	100.00%	0.00%	
Oct-05	10	10	100.00%	0.00%	
Nov-05	9	11	81.82%	38.57%	
Dec-05	8	8	100.00%	0.00%	



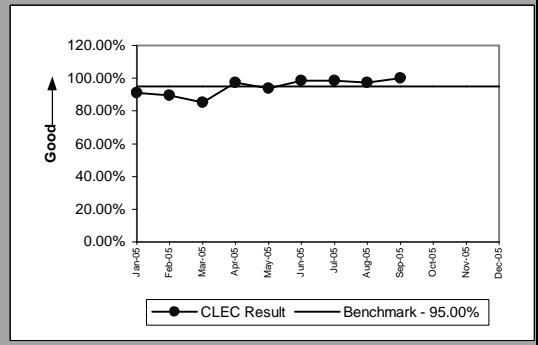
Unbundled Loop Aggregate(Benchmark)					
Date	CLEC Num	CLEC Denom	CLEC Result	CLEC Std Dev	
Jan-05	813	890	91.35%	28.11%	
Feb-05	875	912	95.94%	19.73%	
Mar-05	1026	1056	97.16%	16.61%	
Apr-05	897	928	96.66%	17.97%	
May-05	1154	1181	97.71%	14.95%	
Jun-05	3325	3368	98.72%	11.23%	
Jul-05	8124	8154	99.63%	6.05%	
Aug-05	1554	1585	98.04%	13.85%	
Sep-05	1546	1579	97.91%	14.30%	
Oct-05	1837	1857	98.92%	10.32%	
Nov-05	1586	1627	97.48%	15.67%	
Dec-05	1419	1448	98.00%	14.01%	



LNP(Benchmark)					
Date	CLEC Num	CLEC Denom	CLEC Result	CLEC Std Dev	
Jan-05	700	725	96.55%	18.25%	
Feb-05	603	628	96.02%	19.55%	
Mar-05	783	823	95.14%	21.50%	
Apr-05	771	790	97.59%	15.32%	
May-05	678	703	96.44%	18.52%	
Jun-05	726	750	96.80%	17.60%	
Jul-05	871	891	97.76%	14.81%	
Aug-05	928	968	95.87%	19.90%	
Sep-05	938	957	98.01%	13.95%	
Oct-05	2402	2434	98.69%	11.39%	
Nov-05	3246	3345	97.04%	16.95%	
Dec-05	3346	3422	97.78%	14.74%	



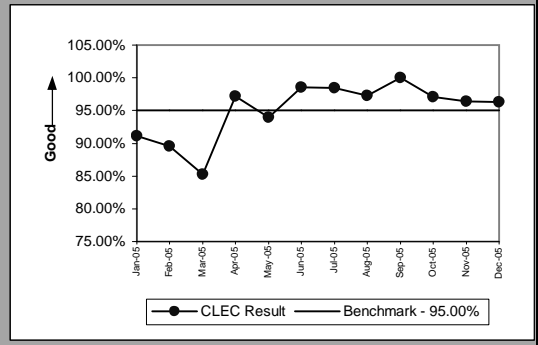
UNE - P (POTS)(Benchmark)					
Date	CLEC Num	CLEC Denom	CLEC Result	CLEC Std Dev	
Jan-05	368	404	91.09%	28.49%	
Feb-05	231	258	89.53%	30.61%	
Mar-05	173	203	85.22%	35.49%	
Apr-05	175	180	97.22%	16.43%	
May-05	172	183	93.99%	23.77%	
Jun-05	201	204	98.53%	12.04%	
Jul-05	129	131	98.47%	12.26%	
Aug-05	142	146	97.26%	16.32%	
Sep-05	75	75	100.00%	0.00%	
Oct-05					
Nov-05					
Dec-05					



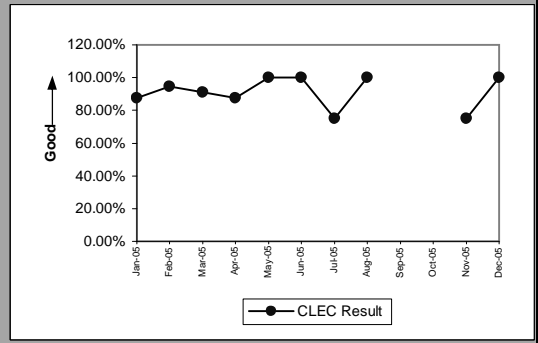
PO-2 UNE-P(POTS) will display two graphs. The first graph is UNE-P (POTS) without Centrex21 and the second graph is UNE-P (POTS AGG) with Centrex21.

PO-2B-2 - Electronic Flow-through for All Eligible LSRs received via IMA EDI (Percent)

UNE P (POTS AGG)(Benchmark)					
Date	CLEC Num	CLEC Denom	CLEC Result	CLEC Std Dev	
Jan-05	368	404	91.09%	28.49%	
Feb-05	231	258	89.53%	30.61%	
Mar-05	173	203	85.22%	35.49%	
Apr-05	175	180	97.22%	16.43%	
May-05	172	183	93.99%	23.77%	
Jun-05	201	204	98.53%	12.04%	
Jul-05	129	131	98.47%	12.26%	
Aug-05	142	146	97.26%	16.32%	
Sep-05	75	75	100.00%	0.00%	
Oct-05	33	34	97.06%	16.90%	
Nov-05	27	28	96.43%	18.56%	
Dec-05	184	191	96.34%	18.79%	



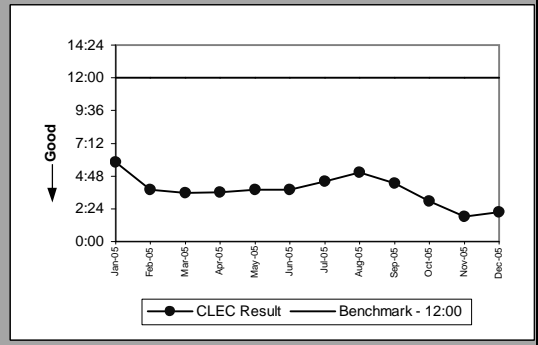
Line Sharing(Diagnostic)					
Date	CLEC Num	CLEC Denom	CLEC Result	CLEC Std Dev	
Jan-05	21	24	87.50%	33.07%	
Feb-05	18	19	94.74%	22.33%	
Mar-05	10	11	90.91%	28.75%	
Apr-05	7	8	87.50%	33.07%	
May-05	6	6	100.00%	0.00%	
Jun-05	4	4	100.00%	0.00%	
Jul-05	3	4	75.00%	43.30%	
Aug-05	4	4	100.00%	0.00%	
Sep-05					
Oct-05					
Nov-05	3	4	75.00%	43.30%	
Dec-05	5	5	100.00%	0.00%	



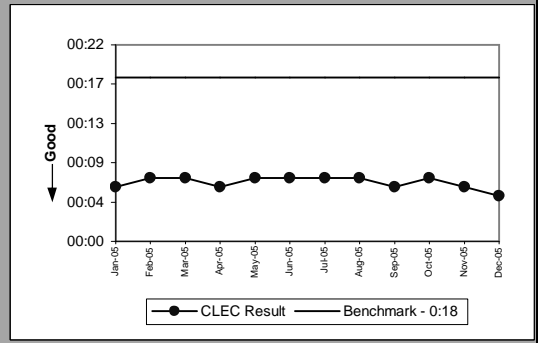
PO-2 UNE-P(POTS) will display two graphs. The first graph is UNE-P (POTS) without Centrex21 and the second graph is UNE-P (POTS AGG) with Centrex21.

PO-3 - LSR Rejection Notice Interval

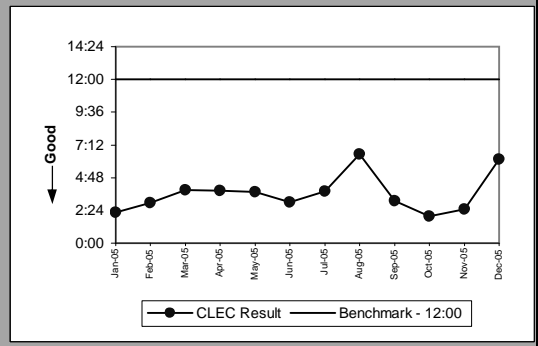
LSR Rejection Notice Interval for IMA - Rejected Manually(Hours and Minutes)(PO-3A-1)(Benchmark)					
Date	Numerator	Denominator	CLEC Result	Standard Dev	
Jan-05	692:01	119	5:49	39:55	
Feb-05	441:48	116	3:49	3:05	
Mar-05	746:39	208	3:35	3:06	
Apr-05	684:33	188	3:38	2:34	
May-05	790:36	207	3:49	3:13	
Jun-05	823:37	216	3:49	2:47	
Jul-05	1073:29	243	4:25	3:22	
Aug-05	1350:13	267	5:03	4:35	
Sep-05	949:10	222	4:17	4:12	
Oct-05	550:11	188	2:56	3:48	
Nov-05	294:07	160	1:50	1:57	
Dec-05	362:32	169	2:09	2:00	



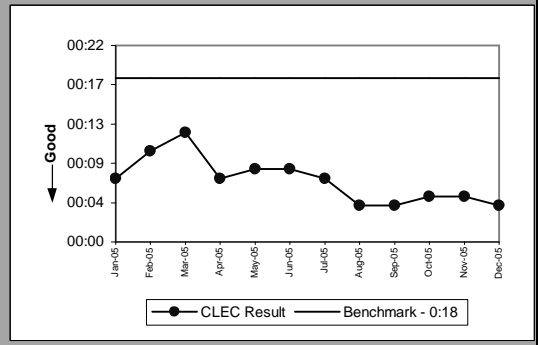
LSR Rejection Notice Interval for IMA - Auto-Rejected(Minutes and Seconds)(PO-3A-2)(Benchmark)					
Date	Numerator	Denominator	CLEC Result	Standard Dev	
Jan-05	35:00	26,888	00:06	00:11	
Feb-05	50:00	26,199	00:07	00:10	
Mar-05	56:00	30,652	00:07	00:13	
Apr-05	37:00	28,630	00:06	00:14	
May-05	50:00	27,205	00:07	00:14	
Jun-05	19:00	29,146	00:07	00:11	
Jul-05	51:00	28,103	00:07	00:11	
Aug-05	43:00	30,340	00:07	00:10	
Sep-05	24:00	29,428	00:06	00:09	
Oct-05	31:00	30,273	00:07	00:15	
Nov-05	35:00	29,688	00:06	00:15	
Dec-05	06:00	29,958	00:05	00:10	



LSR Rejection Notice Interval for EDI - Rejected Manually(Hours and Minutes)(PO-3B-1)(Benchmark)					
Date	Numerator	Denominator	CLEC Result	Standard Dev	
Jan-05	399:25	176	2:16	2:35	
Feb-05	520:17	175	2:58	4:48	
Mar-05	911:11	234	3:54	12:32	
Apr-05	742:41	193	3:51	4:00	
May-05	617:09	164	3:46	3:54	
Jun-05	672:37	224	3:00	2:39	
Jul-05	609:43	161	3:47	3:10	
Aug-05	1006:36	154	6:32	28:51	
Sep-05	418:23	136	3:05	3:54	
Oct-05	299:49	153	1:58	2:37	
Nov-05	324:29	130	2:30	3:04	
Dec-05	871:35	142	6:08	37:33	

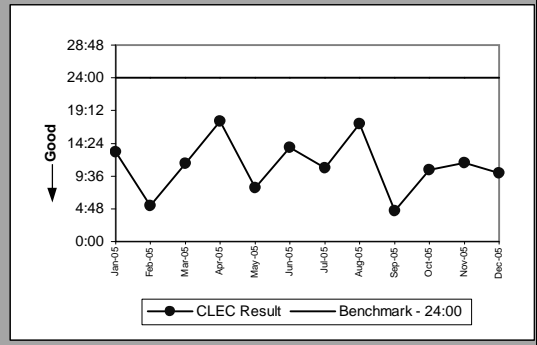


LSR Rejection Notice Interval for EDI - Auto-Rejected(Minutes and Seconds)(PO-3B-2)(Benchmark)					
Date	Numerator	Denominator	CLEC Result	Standard Dev	
Jan-05	34:00	25,795	00:07	00:08	
Feb-05	36:00	28,016	00:10	00:09	
Mar-05	16:00	42,085	00:12	00:13	
Apr-05	11:00	30,970	00:07	00:07	
May-05	06:00	30,033	00:08	00:09	
Jun-05	37:00	50,733	00:08	00:09	
Jul-05	02:00	28,367	00:07	00:09	
Aug-05	33:00	43,402	00:04	00:08	
Sep-05	27:00	34,218	00:04	00:06	
Oct-05	28:00	30,699	00:05	00:09	
Nov-05	06:00	23,310	00:05	00:09	
Dec-05	56:00	31,558	00:04	00:08	



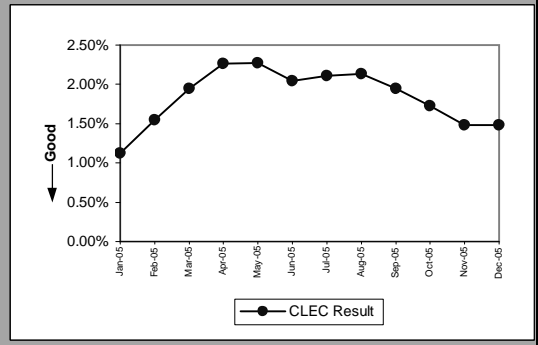
PO-3 - LSR Rejection Notice Interval

LSR Rejection Notice Interval for Manual and IIS(Hours and Minutes)(PO-3C)(Benchmark)						
Date	Numerator	Denominator	CLEC Result	Standard Dev		
Jan-05	184:12	14	13:09	13:34		
Feb-05	79:13	15	5:17	7:56		
Mar-05	114:31	10	11:27	10:19		
Apr-05	194:36	11	17:41	16:32		
May-05	31:21	4	7:50	10:45		
Jun-05	178:48	13	13:45	15:01		
Jul-05	64:55	6	10:49	11:21		
Aug-05	51:52	3	17:17	13:01		
Sep-05	143:30	32	4:29	6:39		
Oct-05	94:22	9	10:29	8:36		
Nov-05	46:18	4	11:34	14:06		
Dec-05	50:17	5	10:03	12:35		

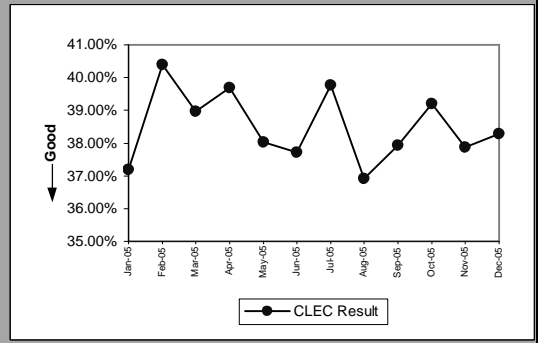


PO-4 - LSRs Rejected

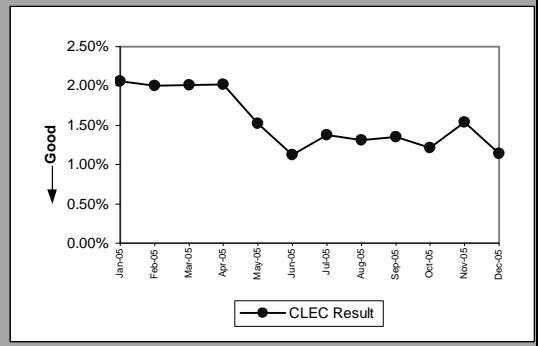
LSRs Rejected for IMA - Rejected Manually(Percent)(PO-4A-1)(Diagnostic)					
Date	Numerator	Denominator	CLEC Result	Standard Dev	
Jan-05		808	72321	1.12%	10.51%
Feb-05		1006	64848	1.55%	12.36%
Mar-05		1536	78680	1.95%	13.84%
Apr-05		1632	72125	2.26%	14.87%
May-05		1626	71541	2.27%	14.90%
Jun-05		1579	77293	2.04%	14.15%
Jul-05		1493	70658	2.11%	14.38%
Aug-05		1749	82171	2.13%	14.43%
Sep-05		1509	77578	1.95%	13.81%
Oct-05		1337	77212	1.73%	13.04%
Nov-05		1157	78387	1.48%	12.06%
Dec-05		1155	78248	1.48%	12.06%



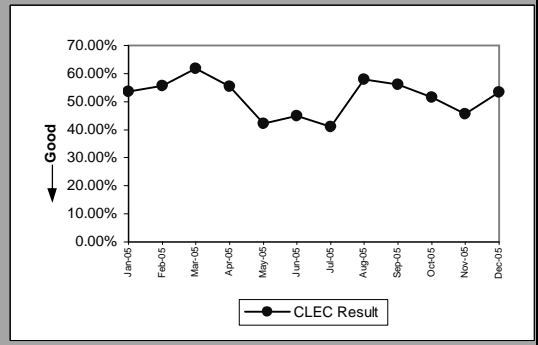
LSRs Rejected for IMA - Auto-Rejected(Percent)(PO-4A-2)(Diagnostic)					
Date	Numerator	Denominator	CLEC Result	Standard Dev	
Jan-05		26888	72321	37.18%	48.33%
Feb-05		26199	64848	40.40%	49.07%
Mar-05		30652	78680	38.96%	48.77%
Apr-05		28630	72125	39.69%	48.93%
May-05		27205	71541	38.03%	48.55%
Jun-05		29146	77293	37.71%	48.47%
Jul-05		28103	70658	39.77%	48.94%
Aug-05		30340	82171	36.92%	48.26%
Sep-05		29428	77578	37.93%	48.52%
Oct-05		30273	77212	39.21%	48.82%
Nov-05		29688	78387	37.87%	48.51%
Dec-05		29958	78248	38.29%	48.61%



LSRs Rejected for EDI - Rejected Manually(Percent)(PO-4B-1)(Diagnostic)					
Date	Numerator	Denominator	CLEC Result	Standard Dev	
Jan-05		989	48047	2.06%	14.20%
Feb-05		1004	50317	2.00%	13.98%
Mar-05		1368	68028	2.01%	14.04%
Apr-05		1130	55967	2.02%	14.07%
May-05		1077	71032	1.52%	12.22%
Jun-05		1266	113225	1.12%	10.51%
Jul-05		956	69230	1.38%	11.67%
Aug-05		986	75055	1.31%	11.39%
Sep-05		824	61063	1.35%	11.54%
Oct-05		719	59615	1.21%	10.92%
Nov-05		787	51189	1.54%	12.30%
Dec-05		675	59180	1.14%	10.62%

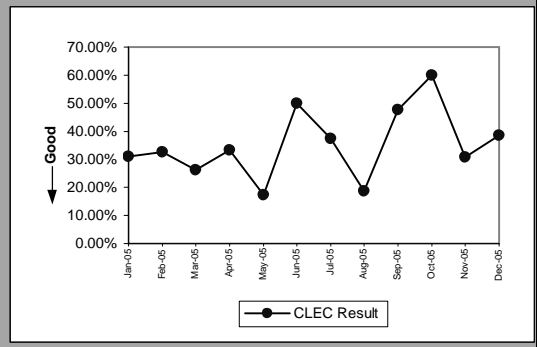


LSRs Rejected for EDI - Auto-Rejected(Percent)(PO-4B-2)(Diagnostic)					
Date	Numerator	Denominator	CLEC Result	Standard Dev	
Jan-05		25795	48047	53.69%	49.86%
Feb-05		28016	50317	55.68%	49.68%
Mar-05		42085	68028	61.86%	48.57%
Apr-05		30970	55967	55.34%	49.71%
May-05		30033	71032	42.28%	49.40%
Jun-05		50733	113225	44.81%	49.73%
Jul-05		28367	69230	40.98%	49.18%
Aug-05		43402	75055	57.83%	49.38%
Sep-05		34218	61063	56.04%	49.63%
Oct-05		30699	59615	51.50%	49.98%
Nov-05		23310	51189	45.54%	49.80%
Dec-05		31558	59180	53.33%	49.89%



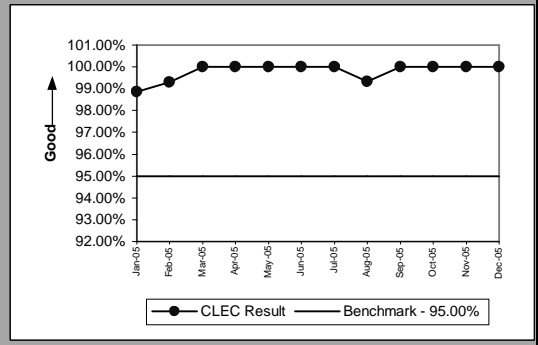
PO-4 - LSRs Rejected

LSRs Received via Facsimile(Percent)(PO-4C)(Diagnostic)					
Date	Numerator	Denominator	CLEC Result	Standard Dev	
Jan-05	14	45	31.11%	46.29%	
Feb-05	15	46	32.61%	46.88%	
Mar-05	10	38	26.32%	44.03%	
Apr-05	11	33	33.33%	47.14%	
May-05	4	23	17.39%	37.90%	
Jun-05	13	26	50.00%	50.00%	
Jul-05	6	16	37.50%	48.41%	
Aug-05	3	16	18.75%	39.03%	
Sep-05	32	67	47.76%	49.95%	
Oct-05	9	15	60.00%	48.99%	
Nov-05	4	13	30.77%	46.15%	
Dec-05	5	13	38.46%	48.65%	

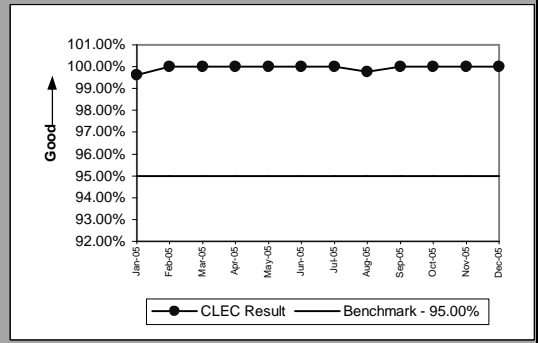


PO-5A-1 - FOCs On Time for Fully Electronic LSRs Received via IMA GUI (Percent)

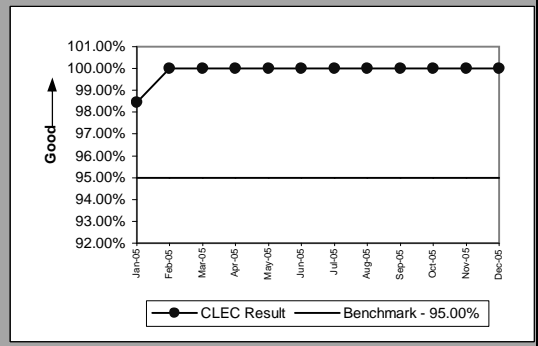
Resale Aggregate(PO-5A-1(a))(Benchmark)					
Date	Numerator	Denominator	CLEC Result	Standard Dev	
Jan-05	439	444	98.87%	10.55%	
Feb-05	433	436	99.31%	8.27%	
Mar-05	466	466	100.00%	0.00%	
Apr-05	467	467	100.00%	0.00%	
May-05	516	516	100.00%	0.00%	
Jun-05	446	446	100.00%	0.00%	
Jul-05	337	337	100.00%	0.00%	
Aug-05	450	453	99.34%	8.11%	
Sep-05	803	803	100.00%	0.00%	
Oct-05	512	512	100.00%	0.00%	
Nov-05	389	389	100.00%	0.00%	
Dec-05	422	422	100.00%	0.00%	



Unbundled Loop Aggregate(PO-5A-1(b))(Benchmark)					
Date	Numerator	Denominator	CLEC Result	Standard Dev	
Jan-05	510	512	99.61%	6.24%	
Feb-05	327	327	100.00%	0.00%	
Mar-05	442	442	100.00%	0.00%	
Apr-05	551	551	100.00%	0.00%	
May-05	542	542	100.00%	0.00%	
Jun-05	559	559	100.00%	0.00%	
Jul-05	412	412	100.00%	0.00%	
Aug-05	457	458	99.78%	4.67%	
Sep-05	423	423	100.00%	0.00%	
Oct-05	496	496	100.00%	0.00%	
Nov-05	465	465	100.00%	0.00%	
Dec-05	446	446	100.00%	0.00%	

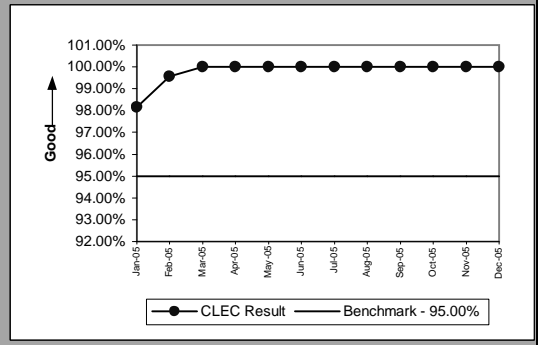


LNP(PO-5A-1(c))(Benchmark)					
Date	Numerator	Denominator	CLEC Result	Standard Dev	
Jan-05	378	384	98.44%	12.40%	
Feb-05	455	455	100.00%	0.00%	
Mar-05	609	609	100.00%	0.00%	
Apr-05	641	641	100.00%	0.00%	
May-05	752	752	100.00%	0.00%	
Jun-05	666	666	100.00%	0.00%	
Jul-05	579	579	100.00%	0.00%	
Aug-05	607	607	100.00%	0.00%	
Sep-05	595	595	100.00%	0.00%	
Oct-05	614	614	100.00%	0.00%	
Nov-05	585	585	100.00%	0.00%	
Dec-05	644	644	100.00%	0.00%	

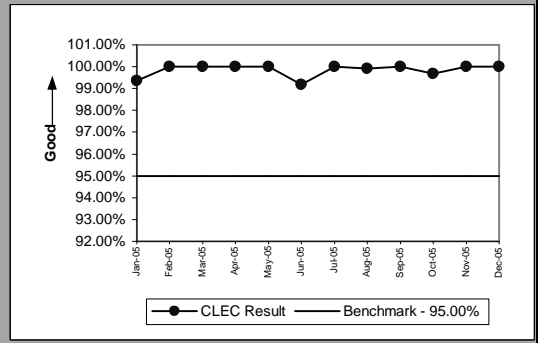


PO-5A-2 - FOCs On Time for Fully Electronic LSRs Received via IMA EDI (Percent)

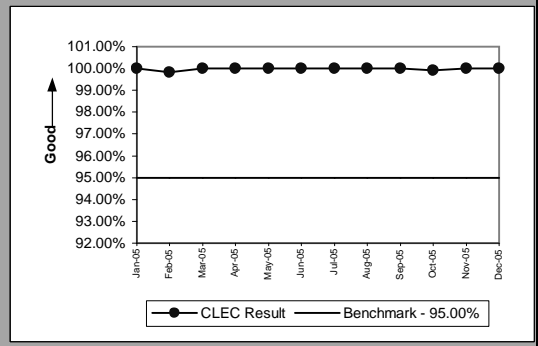
Resale Aggregate(PO-5A-2(a))(Benchmark)					
Date	Numerator	Denominator	CLEC Result	Standard Dev	
Jan-05	376	383	98.17%	13.40%	
Feb-05	234	235	99.57%	6.51%	
Mar-05	189	189	100.00%	0.00%	
Apr-05	191	191	100.00%	0.00%	
May-05	190	190	100.00%	0.00%	
Jun-05	216	216	100.00%	0.00%	
Jul-05	148	148	100.00%	0.00%	
Aug-05	159	159	100.00%	0.00%	
Sep-05	85	85	100.00%	0.00%	
Oct-05	43	43	100.00%	0.00%	
Nov-05	36	36	100.00%	0.00%	
Dec-05	189	189	100.00%	0.00%	



Unbundled Loop Aggregate(PO-5A-2(b))(Benchmark)					
Date	Numerator	Denominator	CLEC Result	Standard Dev	
Jan-05	612	616	99.35%	8.03%	
Feb-05	618	618	100.00%	0.00%	
Mar-05	689	689	100.00%	0.00%	
Apr-05	532	532	100.00%	0.00%	
May-05	800	800	100.00%	0.00%	
Jun-05	2918	2942	99.18%	9.00%	
Jul-05	7750	7750	100.00%	0.00%	
Aug-05	1273	1274	99.92%	2.80%	
Sep-05	1179	1179	100.00%	0.00%	
Oct-05	1503	1508	99.67%	5.75%	
Nov-05	1207	1207	100.00%	0.00%	
Dec-05	1113	1113	100.00%	0.00%	

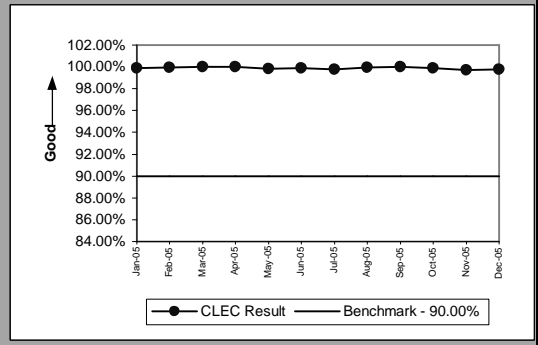


LNP(PO-5A-2(c))(Benchmark)					
Date	Numerator	Denominator	CLEC Result	Standard Dev	
Jan-05	647	647	100.00%	0.00%	
Feb-05	553	554	99.82%	4.24%	
Mar-05	722	722	100.00%	0.00%	
Apr-05	711	711	100.00%	0.00%	
May-05	620	620	100.00%	0.00%	
Jun-05	656	656	100.00%	0.00%	
Jul-05	821	821	100.00%	0.00%	
Aug-05	876	876	100.00%	0.00%	
Sep-05	891	891	100.00%	0.00%	
Oct-05	2244	2246	99.91%	2.98%	
Nov-05	2901	2901	100.00%	0.00%	
Dec-05	2995	2995	100.00%	0.00%	

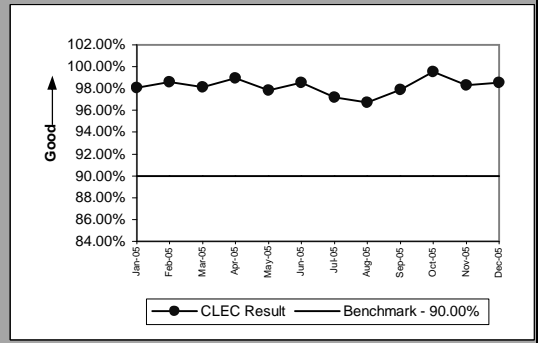


PO-5B-1 - FOCs On Time for Electronic/Manual LSRs Received via IMA GUI (Percent)

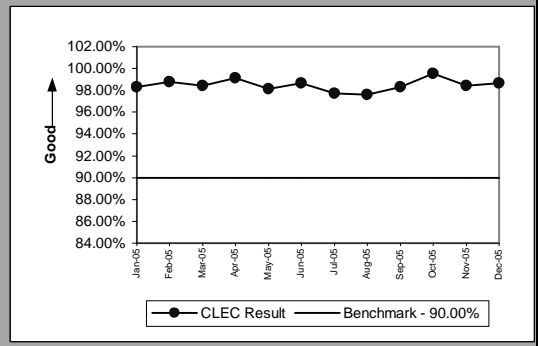
Resale Aggregate(PO-5B-1(a))(Benchmark)					
Date	Numerator	Denominator	CLEC Result	Standard Dev	
Jan-05	1723	1725	99.88%	3.40%	
Feb-05	1324	1325	99.92%	2.75%	
Mar-05	2239	2239	100.00%	0.00%	
Apr-05	1740	1740	100.00%	0.00%	
May-05	2227	2231	99.82%	4.23%	
Jun-05	2505	2508	99.88%	3.46%	
Jul-05	2036	2040	99.80%	4.42%	
Aug-05	2770	2771	99.96%	1.90%	
Sep-05	2476	2476	100.00%	0.00%	
Oct-05	2250	2253	99.87%	3.65%	
Nov-05	2061	2067	99.71%	5.38%	
Dec-05	1975	1980	99.75%	5.02%	



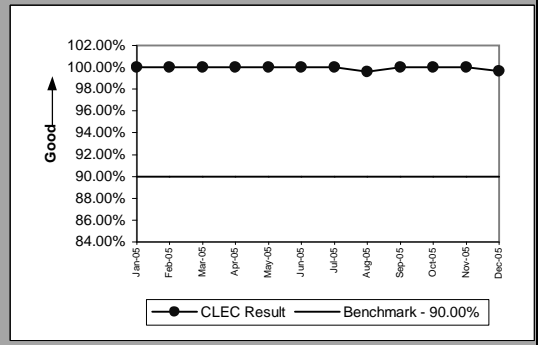
Unbundled Loop Aggregate(PO-5B-1(b))(Benchmark)					
Date	Numerator	Denominator	CLEC Result	Standard Dev	
Jan-05	611	623	98.07%	13.74%	
Feb-05	495	502	98.61%	11.73%	
Mar-05	577	588	98.13%	13.55%	
Apr-05	481	486	98.97%	10.09%	
May-05	545	557	97.85%	14.52%	
Jun-05	685	695	98.56%	11.91%	
Jul-05	628	646	97.21%	16.46%	
Aug-05	682	705	96.74%	17.77%	
Sep-05	553	565	97.88%	14.42%	
Oct-05	608	611	99.51%	6.99%	
Nov-05	634	645	98.29%	12.95%	
Dec-05	598	607	98.52%	12.09%	



Unbundled Loop AGG-EELs(PO-5B-1(b))(Benchmark)					
Date	Numerator	Denominator	CLEC Result	Standard Dev	
Jan-05	707	719	98.33%	12.81%	
Feb-05	573	580	98.79%	10.92%	
Mar-05	676	687	98.40%	12.55%	
Apr-05	549	554	99.10%	9.46%	
May-05	638	650	98.15%	13.46%	
Jun-05	748	758	98.68%	11.41%	
Jul-05	774	792	97.73%	14.90%	
Aug-05	1056	1082	97.60%	15.31%	
Sep-05	702	714	98.32%	12.85%	
Oct-05	667	670	99.55%	6.68%	
Nov-05	694	705	98.44%	12.39%	
Dec-05	655	664	98.64%	11.56%	



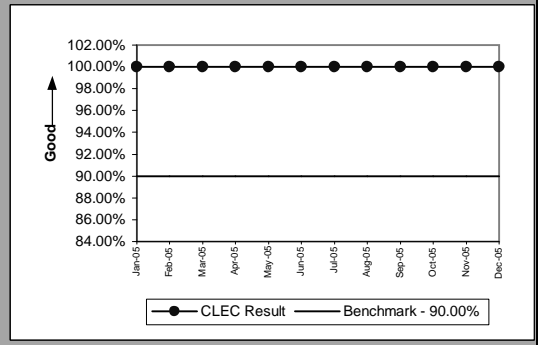
LNP(PO-5B-1(c))(Benchmark)					
Date	Numerator	Denominator	CLEC Result	Standard Dev	
Jan-05	152	152	100.00%	0.00%	
Feb-05	154	154	100.00%	0.00%	
Mar-05	189	189	100.00%	0.00%	
Apr-05	205	205	100.00%	0.00%	
May-05	174	174	100.00%	0.00%	
Jun-05	232	232	100.00%	0.00%	
Jul-05	208	208	100.00%	0.00%	
Aug-05	243	244	99.59%	6.39%	
Sep-05	241	241	100.00%	0.00%	
Oct-05	204	204	100.00%	0.00%	
Nov-05	195	195	100.00%	0.00%	
Dec-05	311	312	99.68%	5.65%	



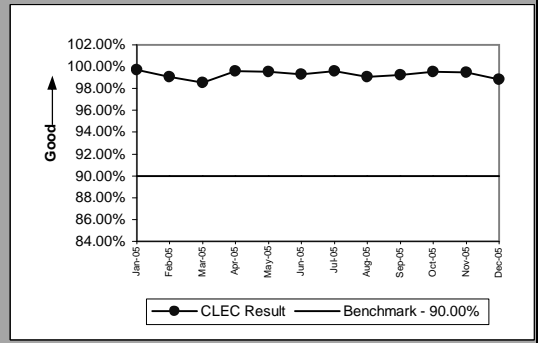
PO-5B-1(b) has the potential to display two graphs. The first graph is UBL loops without EELs and the second graph is UBL loops with EELs.

PO-5B-2 - FOCs On Time for Electronic/Manual LSRs Received via IMA EDI (Percent)

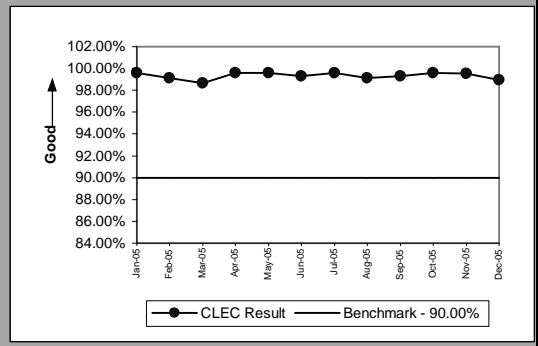
Resale Aggregate(PO-5B-2(a))(Benchmark)					
Date	Numerator	Denominator	CLEC Result	Standard Dev	
Jan-05	48	48	100.00%	0.00%	
Feb-05	38	38	100.00%	0.00%	
Mar-05	44	44	100.00%	0.00%	
Apr-05	13	13	100.00%	0.00%	
May-05	20	20	100.00%	0.00%	
Jun-05	17	17	100.00%	0.00%	
Jul-05	8	8	100.00%	0.00%	
Aug-05	8	8	100.00%	0.00%	
Sep-05	1	1	100.00%	0.00%	
Oct-05	3	3	100.00%	0.00%	
Nov-05	7	7	100.00%	0.00%	
Dec-05	99	99	100.00%	0.00%	



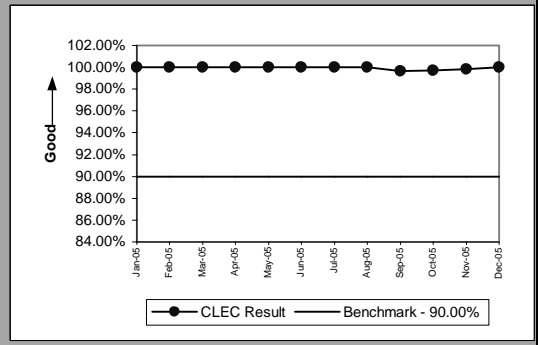
Unbundled Loop Aggregate(PO-5B-2(b))(Benchmark)					
Date	Numerator	Denominator	CLEC Result	Standard Dev	
Jan-05	699	701	99.71%	5.33%	
Feb-05	622	628	99.04%	9.73%	
Mar-05	731	742	98.52%	12.09%	
Apr-05	687	690	99.57%	6.58%	
May-05	662	665	99.55%	6.70%	
Jun-05	831	837	99.28%	8.44%	
Jul-05	1208	1213	99.59%	6.41%	
Aug-05	747	754	99.07%	9.59%	
Sep-05	794	800	99.25%	8.63%	
Oct-05	1103	1108	99.55%	6.70%	
Nov-05	778	782	99.49%	7.13%	
Dec-05	592	599	98.83%	10.75%	



Unbundled Loop AGG-EELs(PO-5B-2(b))(Benchmark)					
Date	Numerator	Denominator	CLEC Result	Standard Dev	
Jan-05	758	761	99.61%	6.27%	
Feb-05	699	705	99.15%	9.19%	
Mar-05	796	807	98.64%	11.60%	
Apr-05	730	733	99.59%	6.38%	
May-05	721	724	99.59%	6.42%	
Jun-05	892	898	99.33%	8.15%	
Jul-05	1264	1269	99.61%	6.26%	
Aug-05	814	821	99.15%	9.19%	
Sep-05	855	861	99.30%	8.32%	
Oct-05	1157	1162	99.57%	6.55%	
Nov-05	832	836	99.52%	6.90%	
Dec-05	654	661	98.94%	10.24%	



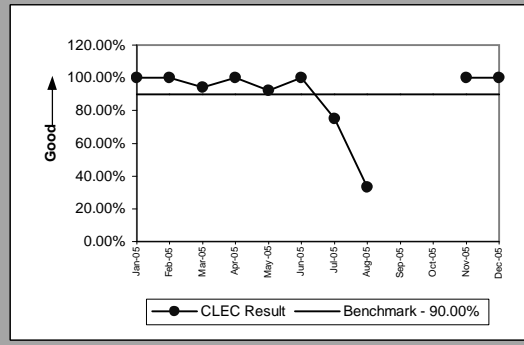
LNP(PO-5B-2(c))(Benchmark)					
Date	Numerator	Denominator	CLEC Result	Standard Dev	
Jan-05	174	174	100.00%	0.00%	
Feb-05	154	154	100.00%	0.00%	
Mar-05	236	236	100.00%	0.00%	
Apr-05	219	219	100.00%	0.00%	
May-05	209	209	100.00%	0.00%	
Jun-05	241	241	100.00%	0.00%	
Jul-05	231	231	100.00%	0.00%	
Aug-05	263	263	100.00%	0.00%	
Sep-05	271	272	99.63%	6.05%	
Oct-05	352	353	99.72%	5.31%	
Nov-05	560	561	99.82%	4.22%	
Dec-05	610	610	100.00%	0.00%	



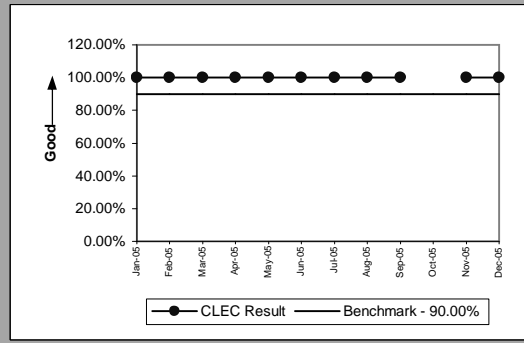
PO-5B-2(b) has the potential to display two graphs. The first graph is UBL loops without EELS and the second graph is UBL loops with EELS.

PO-5C - FOCs on Time for Manual (Percent)

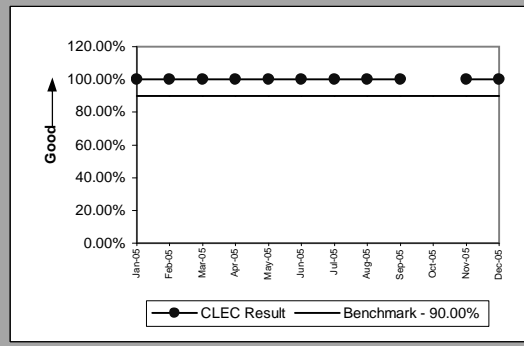
Resale Aggregate(PO-5C-(a))(Benchmark)					
Date	Numerator	Denominator	CLEC Result	Standard Dev	
Jan-05	20	20	100.00%	0.00%	
Feb-05	16	16	100.00%	0.00%	
Mar-05	16	17	94.12%	23.53%	
Apr-05	11	11	100.00%	0.00%	
May-05	12	13	92.31%	26.65%	
Jun-05	4	4	100.00%	0.00%	
Jul-05	3	4	75.00%	43.30%	
Aug-05	1	3	33.33%	47.14%	
Sep-05					
Oct-05					
Nov-05	3	3	100.00%	0.00%	
Dec-05	1	1	100.00%	0.00%	



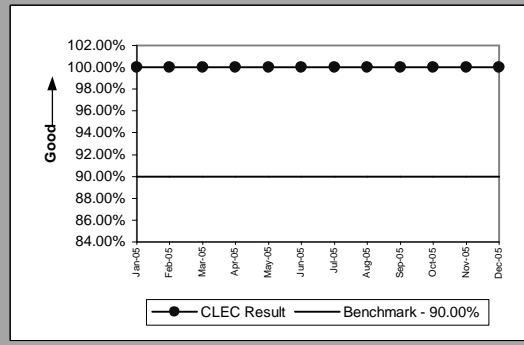
Unbundled Loop Aggregate(PO-5C-(b))(Benchmark)					
Date	Numerator	Denominator	CLEC Result	Standard Dev	
Jan-05	2	2	100.00%	0.00%	
Feb-05	4	4	100.00%	0.00%	
Mar-05	2	2	100.00%	0.00%	
Apr-05	8	8	100.00%	0.00%	
May-05	1	1	100.00%	0.00%	
Jun-05	3	3	100.00%	0.00%	
Jul-05	2	2	100.00%	0.00%	
Aug-05	2	2	100.00%	0.00%	
Sep-05	4	4	100.00%	0.00%	
Oct-05					
Nov-05	3	3	100.00%	0.00%	
Dec-05	3	3	100.00%	0.00%	



Unbundled Loop AGG-EELs(PO-5C-(b))(Benchmark)					
Date	Numerator	Denominator	CLEC Result	Standard Dev	
Jan-05	2	2	100.00%	0.00%	
Feb-05	4	4	100.00%	0.00%	
Mar-05	2	2	100.00%	0.00%	
Apr-05	8	8	100.00%	0.00%	
May-05	1	1	100.00%	0.00%	
Jun-05	3	3	100.00%	0.00%	
Jul-05	2	2	100.00%	0.00%	
Aug-05	2	2	100.00%	0.00%	
Sep-05	4	4	100.00%	0.00%	
Oct-05					
Nov-05	3	3	100.00%	0.00%	
Dec-05	3	3	100.00%	0.00%	



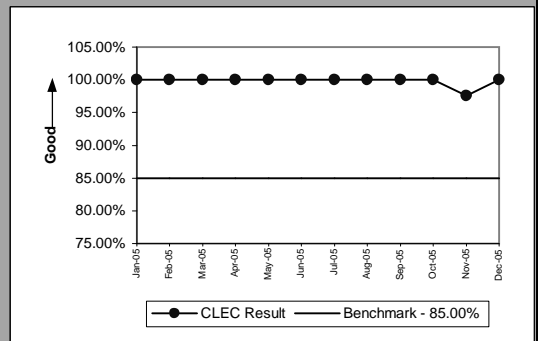
LNP(PO-5C-(c))(Benchmark)					
Date	Numerator	Denominator	CLEC Result	Standard Dev	
Jan-05	5	5	100.00%	0.00%	
Feb-05	6	6	100.00%	0.00%	
Mar-05	4	4	100.00%	0.00%	
Apr-05	3	3	100.00%	0.00%	
May-05	5	5	100.00%	0.00%	
Jun-05	6	6	100.00%	0.00%	
Jul-05	1	1	100.00%	0.00%	
Aug-05	8	8	100.00%	0.00%	
Sep-05	30	30	100.00%	0.00%	
Oct-05	6	6	100.00%	0.00%	
Nov-05	3	3	100.00%	0.00%	
Dec-05	3	3	100.00%	0.00%	



PO-5C(b) has the potential to display two graphs. The first graph is UBL loops without EELs and the second graph is UBL loops with EELs.

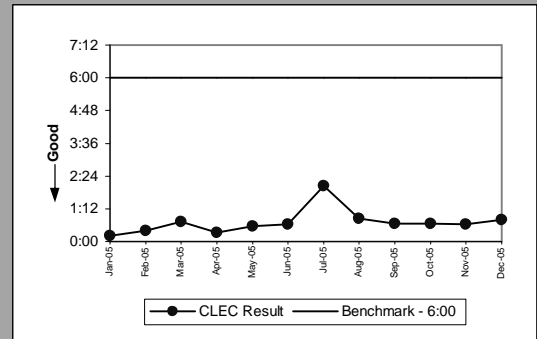
PO-5D - FOCs on Time (Percent)

LIS Trunk(PO-5D)(Benchmark)					
Date	Numerator	Denominator	CLEC Result	Standard Dev	
Jan-05	70	70	100.00%	0.00%	
Feb-05	124	124	100.00%	0.00%	
Mar-05	51	51	100.00%	0.00%	
Apr-05	70	70	100.00%	0.00%	
May-05	82	82	100.00%	0.00%	
Jun-05	71	71	100.00%	0.00%	
Jul-05	73	73	100.00%	0.00%	
Aug-05	43	43	100.00%	0.00%	
Sep-05	40	40	100.00%	0.00%	
Oct-05	26	26	100.00%	0.00%	
Nov-05	40	41	97.56%	15.43%	
Dec-05	71	71	100.00%	0.00%	

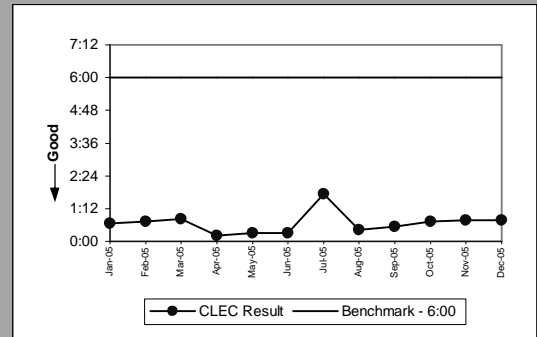


PO-6 - Work Completion Notification Timeliness

Notices Made Available via IMA - GUIAll(Hours and Minutes)(PO-6A)(Benchmark)				
Date	Numerator	Denominator	CLEC Result	
Jan-05		939:20	4,571	0:12
Feb-05		1137:00	2,807	0:24
Mar-05		2727:00	3,814	0:43
Apr-05		1205:33	3,541	0:20
May-05		2400:16	4,242	0:34
Jun-05		2859:36	4,461	0:38
Jul-05		7392:52	3,617	2:03
Aug-05		3655:46	4,405	0:50
Sep-05		3128:27	4,643	0:40
Oct-05		3076:49	4,676	0:39
Nov-05		2467:20	3,882	0:38
Dec-05		3083:46	3,892	0:48

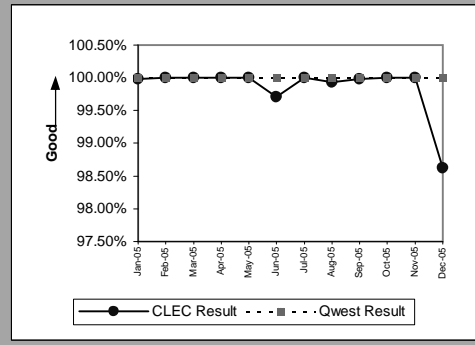


Notices Transmitted via IMA - EDIAll(Hours and Minutes)(PO-6B)(Benchmark)				
Date	Numerator	Denominator	CLEC Result	
Jan-05		1795:08	2,673	0:40
Feb-05		1368:24	1,848	0:44
Mar-05		1752:42	2,138	0:49
Apr-05		379:22	1,971	0:12
May-05		575:31	1,927	0:18
Jun-05		1252:57	4,139	0:18
Jul-05		13533:36	7,834	1:44
Aug-05		1810:40	4,300	0:25
Sep-05		1517:55	2,767	0:33
Oct-05		2614:45	3,665	0:43
Nov-05		3431:39	4,460	0:46
Dec-05		3699:43	4,773	0:47

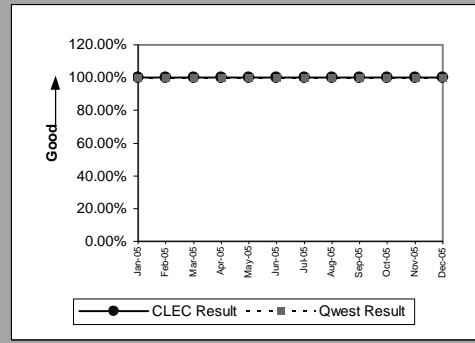


PO-7 - Billing Completion Notification Timeliness

Notices Made Available via IMA - GUI / Billing System Posting CompletionsAll(Percent)(PO-7A,C)(Parity)									
Date	Numerator	Denominator	CLEC Result	CLEC Std Dev	Qwest Num	Qwest Denom	Qwest Result	Mod Z Scr	Parity Scr
Jan-05	4216	4217	99.98%	1.54%	303041	303041	100.00%		
Feb-05	3658	3658	100.00%	0.00%	241231	241231	100.00%		
Mar-05	5350	5350	100.00%	0.00%	291885	291885	100.00%		
Apr-05	4533	4533	100.00%	0.00%	256359	256359	100.00%		
May-05	5303	5303	100.00%	0.00%	251110	251110	100.00%		
Jun-05	5807	5824	99.71%	5.39%	272546	272546	100.00%		
Jul-05	4834	4834	100.00%	0.00%	266066	266066	100.00%		
Aug-05	5828	5832	99.93%	2.62%	254615	254615	100.00%		
Sep-05	5729	5730	99.98%	1.32%	235604	235604	100.00%		
Oct-05	5715	5715	100.00%	0.00%	272759	272759	100.00%		
Nov-05	5159	5159	100.00%	0.00%	242871	242871	100.00%		
Dec-05	4934	5003	98.62%	11.66%	236717	236717	100.00%		

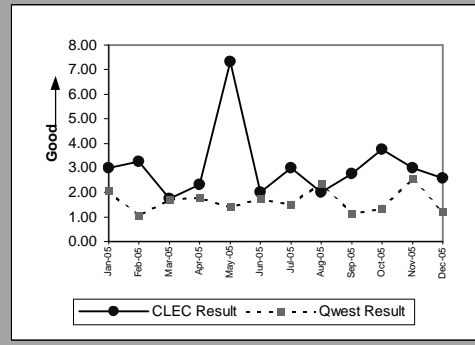


Notices Transmitted via IMA - EDI / Billing System Posting CompletionsAll(Percent)(PO-7B,C)(Parity)									
Date	Numerator	Denominator	CLEC Result	CLEC Std Dev	Qwest Num	Qwest Denom	Qwest Result	Mod Z Scr	Parity Scr
Jan-05	321	321	100.00%	0.00%	303041	303041	100.00%		
Feb-05	237	237	100.00%	0.00%	241231	241231	100.00%		
Mar-05	274	274	100.00%	0.00%	291885	291885	100.00%		
Apr-05	386	386	100.00%	0.00%	256359	256359	100.00%		
May-05	333	333	100.00%	0.00%	251110	251110	100.00%		
Jun-05	380	380	100.00%	0.00%	272546	272546	100.00%		
Jul-05	222	222	100.00%	0.00%	266066	266066	100.00%		
Aug-05	272	272	100.00%	0.00%	254615	254615	100.00%		
Sep-05	517	517	100.00%	0.00%	235604	235604	100.00%		
Oct-05	381	381	100.00%	0.00%	272759	272759	100.00%		
Nov-05	537	537	100.00%	0.00%	242871	242871	100.00%		
Dec-05	474	474	100.00%	0.00%	236717	236717	100.00%		

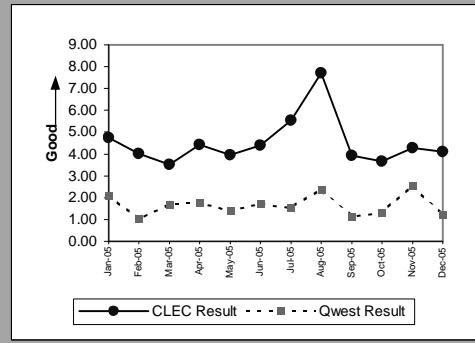


PO-8 - Jeopardy Notice Interval

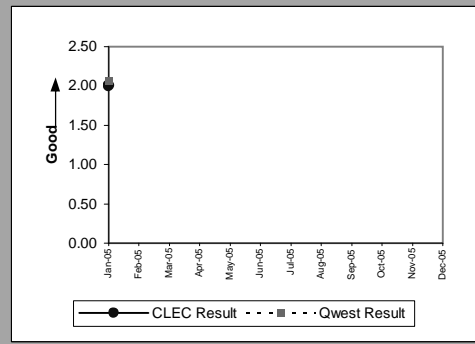
Non-Designed Services(Whole Number)(PO-8A)(Parity)									
Date	CLEC Num	CLEC Denom	CLEC Result	CLEC Std Dev	Qwest Num	Qwest Denom	Qwest Result	Mod Z Scr	Parity Score
Jan-05	18	6	3	1.10	85	41	2.07	-0.871516	-1.529844
Feb-05	13	4	3.25	1.50	54	52	1.04	-2.016151	-2.225733
Mar-05	14	8	1.75	1.49	87	51	1.71	-0.053561	-1.032563
Apr-05	14	6	2.33	0.52	148	82	1.80	-0.321064	-1.195193
May-05	22	3	7.33	6.81	60	43	1.40	-5.52033	-4.356123
Jun-05	18	9	2	0.87	99	57	1.74	-0.211314	-1.12847
Jul-05	12	4	3	2.16	67	44	1.52	-1.903359	-2.15716
Aug-05	2	1	2	0.00	128	54	2.37	0.086113	-1.492382
Sep-05	22	8	2.75	0.71	42	37	1.14	-2.882448	-2.752404
Oct-05	15	4	3.75	3.10	74	56	1.32	-3.122445	-2.898312
Nov-05	6	2	3	1.41	153	60	2.55	-0.10269	-1.062431
Dec-05	31	12	2.58	2.91	62	52	1.19	-2.807409	-2.706784



Unbundled Loops and Number Portability(Whole Number)(PO-8B)(Parity)									
Date	CLEC Num	CLEC Denom	CLEC Result	CLEC Std Dev	Qwest Num	Qwest Denom	Qwest Result	Mod Z Scr	Parity Score
Jan-05	337	71	4.75	3.56	85	41	2.07	-5.601678	-4.405579
Feb-05	270	67	4.03	3.08	54	52	1.04	-7.656485	-5.654813
Mar-05	306	87	3.52	1.80	87	51	1.71	-4.741782	-3.882799
Apr-05	310	70	4.43	3.18	148	82	1.80	-4.142753	-3.518615
May-05	328	83	3.95	2.61	60	43	1.40	-7.553301	-5.592081
Jun-05	492	112	4.39	2.36	99	57	1.74	-4.701742	-3.858456
Jul-05	621	112	5.54	3.06	67	44	1.52	-15.21004	-10.24705
Aug-05	593	77	7.70	7.38	128	54	2.37	-7.047354	-5.284487
Sep-05	263	67	3.93	3.14	42	37	1.14	-9.480879	-6.763965
Oct-05	349	95	3.67	1.92	74	56	1.32	-9.290679	-6.648331
Nov-05	369	86	4.29	2.83	153	60	2.55	-1.697436	-2.031968
Dec-05	299	73	4.10	1.52	62	52	1.19	-10.34214	-7.287577

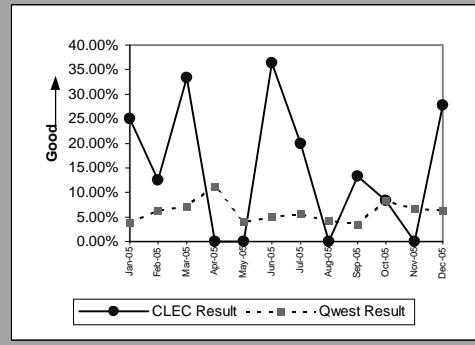


UNE - P (POTS)(Whole Number)(PO-8D)(Parity)									
Date	CLEC Num	CLEC Denom	CLEC Result	CLEC Std Dev	Qwest Num	Qwest Denom	Qwest Result	Mod Z Scr	Parity Score
Jan-05	2	1	2		85	41	2.07	0.029714	-1.332888
Feb-05									
Mar-05									
Apr-05									
May-05									
Jun-05									
Jul-05									
Aug-05									
Sep-05									
Oct-05									
Nov-05									
Dec-05									

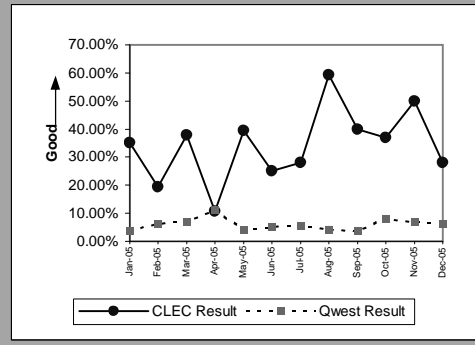


PO-9 - Timely Jeopardy Notices

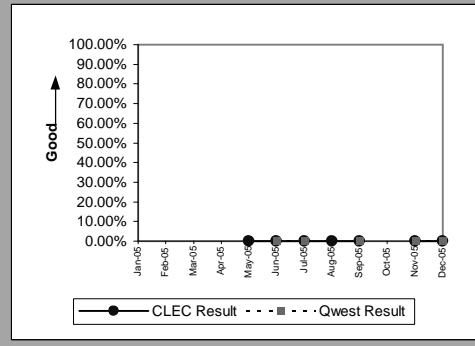
Non-Designed Services(PO-9A)(Parity)									
Date	CLEC Num	CLEC Denom	CLEC Result	CLEC Std Dev	Qwest Num	Qwest Denom	Qwest Result	Mod Z Scr	Parity Score
Jan-05	1	4	25.00%	43.30%	14	355	3.94%	-2.151627	-2.308096
Feb-05	1	8	12.50%	33.07%	20	312	6.41%	-0.694376	-1.42215
Mar-05	3	9	33.33%	47.14%	23	323	7.12%	-3.01607	-2.83364
Apr-05	0	7	0.00%	0.00%	47	417	11.27%	0.935152	-0.506775
May-05	0	4	0.00%	0.00%	16	399	4.01%	0.406747	-0.910485
Jun-05	4	11	36.36%	48.10%	26	506	5.14%	-4.640621	-3.821297
Jul-05	1	5	20.00%	40.00%	27	479	5.64%	-1.385375	-1.842248
Aug-05	0	22	0.00%	0.00%	24	557	4.31%	0.976206	-0.439343
Sep-05	2	15	13.33%	33.99%	14	394	3.55%	-2.008227	-2.220915
Oct-05	1	12	8.33%	27.64%	34	410	8.29%	-0.005033	-1.00306
Nov-05	0	6	0.00%	0.00%	27	401	6.73%	0.653276	-0.730728
Dec-05	5	18	27.78%	44.79%	26	406	6.40%	-3.624486	-3.203531



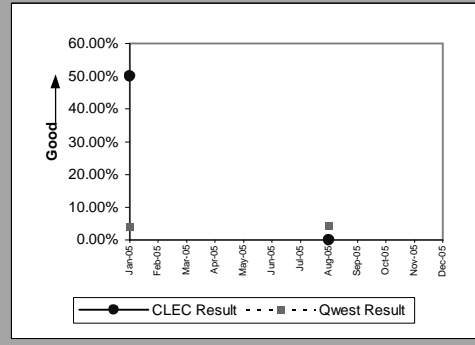
Unbundled Loops and Number Portability(PO-9B)(Parity)									
Date	CLEC Num	CLEC Denom	CLEC Result	CLEC Std Dev	Qwest Num	Qwest Denom	Qwest Result	Mod Z Scr	Parity Score
Jan-05	13	37	35.14%	47.74%	14	355	3.94%	-9.276733	-6.639853
Feb-05	7	36	19.44%	39.58%	20	312	6.41%	-3.023229	-2.837993
Mar-05	11	29	37.93%	48.52%	23	323	7.12%	-6.180203	-4.757296
Apr-05	5	47	10.64%	30.83%	47	417	11.27%	0.130027	-0.959892
May-05	15	38	39.47%	48.88%	16	399	4.01%	-10.64718	-7.473026
Jun-05	10	40	25.00%	43.30%	26	506	5.14%	-5.477315	-4.329971
Jul-05	16	57	28.07%	44.93%	27	479	5.64%	-6.942293	-5.220614
Aug-05	29	49	59.18%	49.15%	24	557	4.31%	-18.13631	-12.02609
Sep-05	22	55	40.00%	48.99%	14	394	3.55%	-13.67744	-9.315295
Oct-05	17	46	36.96%	48.27%	34	410	8.29%	-6.684567	-5.063928
Nov-05	16	32	50.00%	50.00%	27	401	6.73%	-9.399073	-6.714231
Dec-05	9	32	28.13%	44.96%	26	406	6.40%	-4.832029	-3.937665



LIS Trunk(PO-9C)(Parity)									
Date	CLEC Num	CLEC Denom	CLEC Result	CLEC Std Dev	Qwest Num	Qwest Denom	Qwest Result	Mod Z Scr	Parity Score
Jan-05									
Feb-05									
Mar-05									
Apr-05									
May-05	0	3	0.00%	0.00%	0	0	0.00%		
Jun-05	0	2	0.00%	0.00%	0	2	0.00%		
Jul-05	0	1	0.00%	0.00%	0	1	0.00%		
Aug-05	0	2	0.00%	0.00%	0	0	0.00%		
Sep-05	0	3	0.00%	0.00%	0	3	0.00%		
Oct-05									
Nov-05	0	3	0.00%	0.00%	0	1	0.00%		
Dec-05	0	3	0.00%	0.00%	0	4	0.00%		

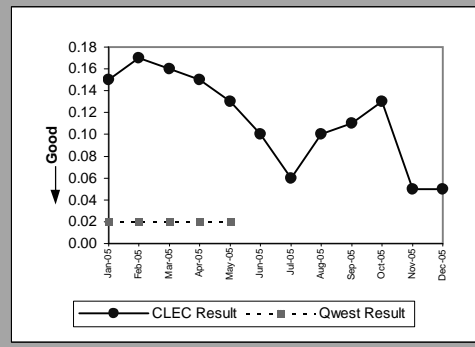


UNE - P (POTS)(PO-9D)(Parity)									
Date	CLEC Num	CLEC Denom	CLEC Result	CLEC Std Dev	Qwest Num	Qwest Denom	Qwest Result	Mod Z Scr	Parity Score
Jan-05	1	2	50.00%	50.00%	14	355	3.94%	-3.337118	-3.028824
Feb-05									
Mar-05									
Apr-05									
May-05									
Jun-05									
Jul-05									
Aug-05	0	1	0.00%	0.00%	24	557	4.31%	0.212008	-1.00423
Sep-05									
Oct-05									
Nov-05									
Dec-05									



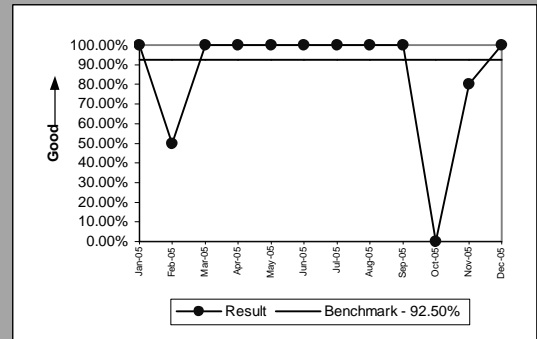
PO-15 - Number of Due Date Changes per Order

All(PO-15)(Diagnostic)									
Date	CLEC Num	CLEC Denom	CLEC Result	CLEC Std Dev	Qwest Num	Qwest Denom	Qwest Result	Mod Z Scr	Parity Score
Jan-05	537	3655	0.15	0.38	775	46011	0.02	49.497175	29.092145
Feb-05	600	3629	0.17	0.40	803	44029	0.02	55.56841	32.783195
Mar-05	718	4509	0.16	0.41	838	50015	0.02	63.303877	37.486025
Apr-05	539	3693	0.15	0.36	805	47955	0.02	52.548078	30.946963
May-05	622	4633	0.13	0.35	980	47752	0.02	46.31791	27.15929
Jun-05	717	7040	0.10	0.34					
Jul-05	614	10229	0.06	0.25					
Aug-05	713	7270	0.10	0.31					
Sep-05	595	5424	0.11	0.33					
Oct-05	645	4828	0.13	0.36					
Nov-05	250	5242	0.05	0.22					
Dec-05	223	4563	0.05	0.24					



PO-16 - Timely Release Notifications

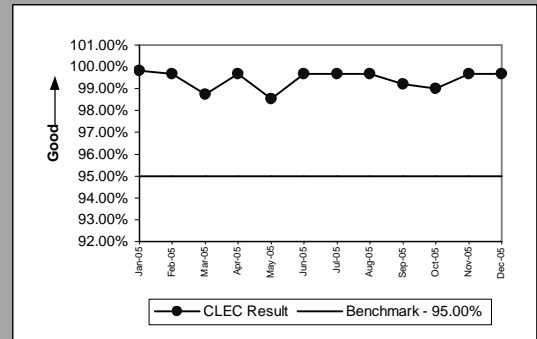
(PO-16)(Percent)(Benchmark)			
Date	Numerator	Denominator	Result
Jan-05	3	3	100.00%
Feb-05	1	2	50.00%
Mar-05	1	1	100.00%
Apr-05	1	1	100.00%
May-05	3	3	100.00%
Jun-05	4	4	100.00%
Jul-05	6	6	100.00%
Aug-05	5	5	100.00%
Sep-05	4	4	100.00%
Oct-05	0	1	0.00%
Nov-05	4	5	80.00%
Dec-05	0	0	100.00%



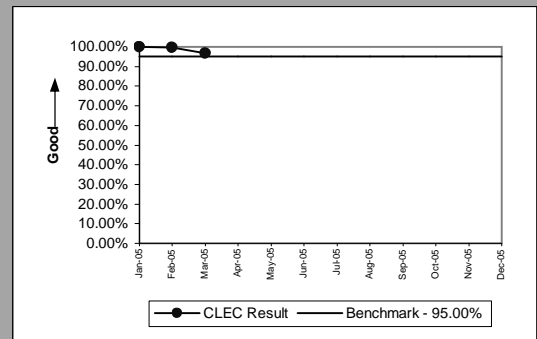
If the release notifications are less than 10 in the reporting month, the standard is 1 miss

PO-19 - Stand-Alone Test Environment (SATE) Accuracy

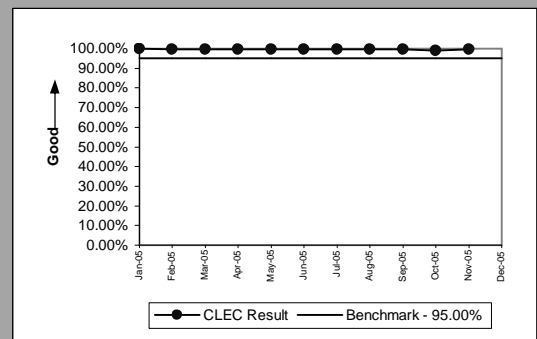
(PO-19) (Percent)(Benchmark)				
Date	CLEC Num	CLEC Denom	CLEC Result	
Jan-05	601	602	99.83%	
Feb-05	600	602	99.67%	
Mar-05	872	883	98.75%	
Apr-05	611	613	99.67%	
May-05	604	613	98.53%	
Jun-05	611	613	99.67%	
Jul-05	611	613	99.67%	
Aug-05	611	613	99.67%	
Sep-05	895	902	99.22%	
Oct-05	893	902	99.00%	
Nov-05	898	901	99.67%	
Dec-05	617	619	99.68%	



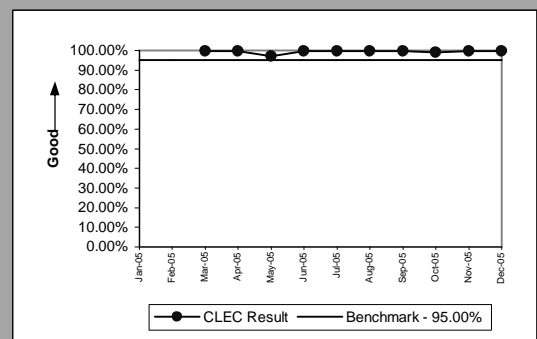
(PO-19A) Rel. 15.0(Percent)(Benchmark)				
Date	CLEC Num	CLEC Denom	CLEC Result	
Jan-05	269	269	100.00%	
Feb-05	268	269	99.63%	
Mar-05	261	270	96.67%	
Apr-05				
May-05				
Jun-05				
Jul-05				
Aug-05				
Sep-05				
Oct-05				
Nov-05				
Dec-05				



(PO-19) Rel. 16.0(Percent)(Benchmark)				
Date	CLEC Num	CLEC Denom	CLEC Result	
Jan-05	278	278	100.00%	
Feb-05	277	278	99.64%	
Mar-05	278	279	99.64%	
Apr-05	278	279	99.64%	
May-05	278	279	99.64%	
Jun-05	278	279	99.64%	
Jul-05	278	279	99.64%	
Aug-05	278	279	99.64%	
Sep-05	281	282	99.65%	
Oct-05	279	282	98.94%	
Nov-05	281	282	99.65%	
Dec-05				

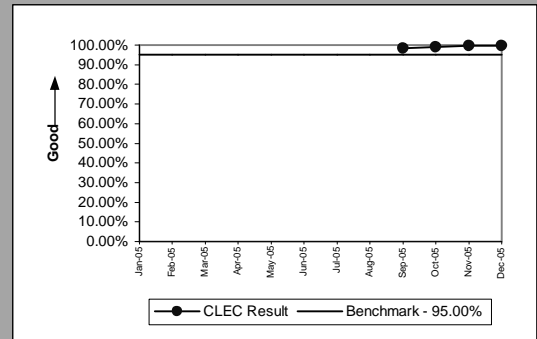


(PO-19) Rel. 17.0(Percent)(Benchmark)				
Date	CLEC Num	CLEC Denom	CLEC Result	
Jan-05				
Feb-05				
Mar-05	278	279	99.64%	
Apr-05	278	279	99.64%	
May-05	271	279	97.13%	
Jun-05	278	279	99.64%	
Jul-05	278	279	99.64%	
Aug-05	278	279	99.64%	
Sep-05	281	282	99.65%	
Oct-05	279	282	98.94%	
Nov-05	281	282	99.65%	
Dec-05	281	282	99.65%	

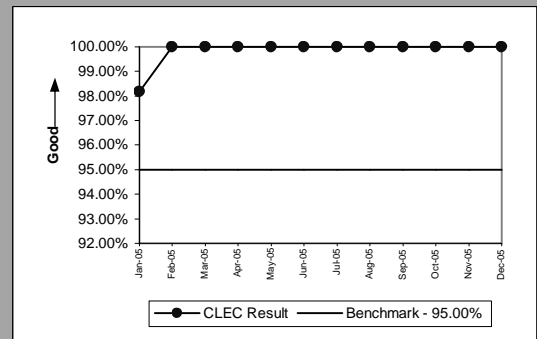


PO-19 - Stand-Alone Test Environment (SATE) Accuracy

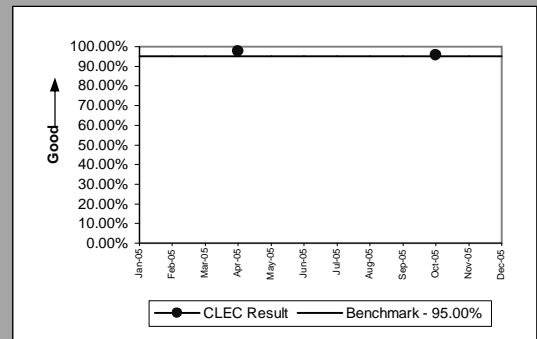
(PO-19)Rel. 18.0(Percent)(Benchmark)				
Date	CLEC Num	CLEC Denom	CLEC Result	
Jan-05				
Feb-05				
Mar-05				
Apr-05				
May-05				
Jun-05				
Jul-05				
Aug-05				
Sep-05		278	283	98.23%
Oct-05		280	283	98.94%
Nov-05		281	282	99.65%
Dec-05		281	282	99.65%



(PO-19)Rel. VICKI(Percent)(Benchmark)				
Date	CLEC Num	CLEC Denom	CLEC Result	
Jan-05	54	55		98.18%
Feb-05	55	55		100.00%
Mar-05	55	55		100.00%
Apr-05	55	55		100.00%
May-05	55	55		100.00%
Jun-05	55	55		100.00%
Jul-05	55	55		100.00%
Aug-05	55	55		100.00%
Sep-05	55	55		100.00%
Oct-05	55	55		100.00%
Nov-05	55	55		100.00%
Dec-05	55	55		100.00%

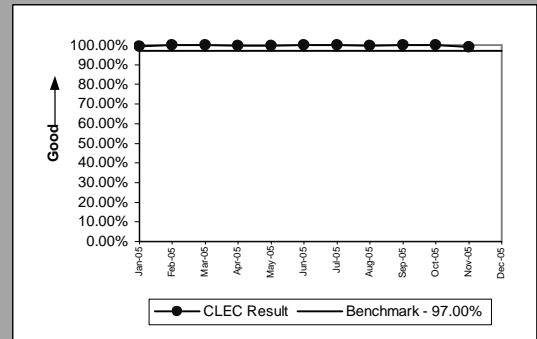


(PO-19B) (Percent)(Benchmark)				
Date	CLEC Num	CLEC Denom	CLEC Result	
Jan-05				
Feb-05				
Mar-05				
Apr-05		182	186	97.85%
May-05				
Jun-05				
Jul-05				
Aug-05				
Sep-05				
Oct-05		177	185	95.68%
Nov-05				
Dec-05				

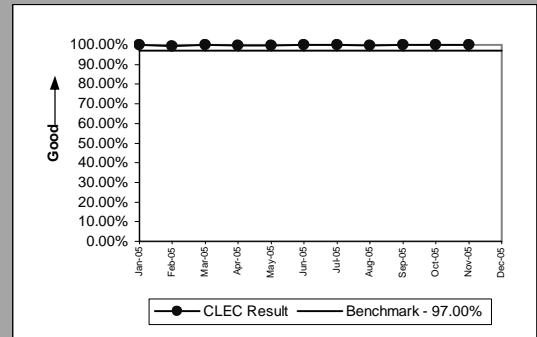


PO-20 (Expanded) Manual Service Order Accuracy (Phase 1)

Unbundled Loops(Benchmark)				
Date	CLEC Num	CLEC Denom	CLEC Result	
Jan-05		946	951	99.47%
Feb-05		784	785	99.87%
Mar-05		868	868	100.00%
Apr-05		731	733	99.73%
May-05		966	969	99.69%
Jun-05		1079	1080	99.91%
Jul-05		956	956	100.00%
Aug-05		1020	1022	99.80%
Sep-05		766	766	100.00%
Oct-05		609	610	99.84%
Nov-05		793	802	98.88%
Dec-05				

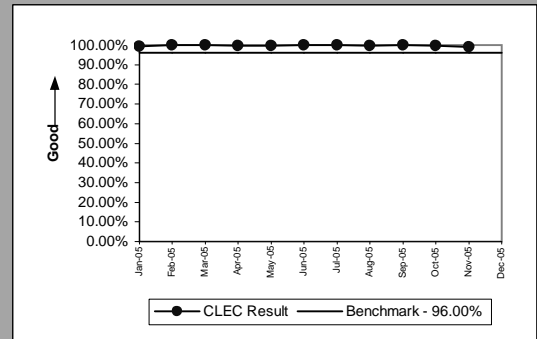


Resale & UNE-P (POTS)(Benchmark)				
Date	CLEC Num	CLEC Denom	CLEC Result	
Jan-05		1303	1304	99.92%
Feb-05		1228	1235	99.43%
Mar-05		1928	1929	99.95%
Apr-05		1517	1520	99.80%
May-05		2052	2056	99.81%
Jun-05		2084	2086	99.90%
Jul-05		1869	1872	99.84%
Aug-05		2203	2207	99.82%
Sep-05		2367	2369	99.92%
Oct-05		1706	1706	100.00%
Nov-05		2022	2024	99.90%
Dec-05				

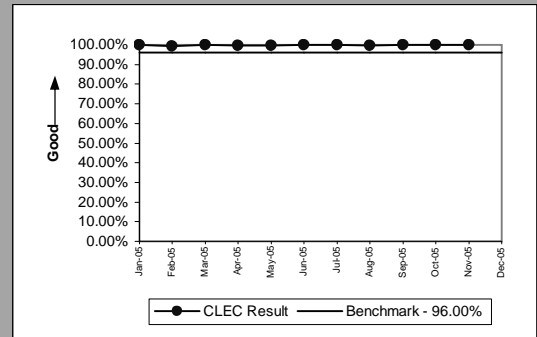


PO-20 (Expanded) Manual Service Order Accuracy (Phase 2)

Unbundled Loops(Benchmark)				
Date	CLEC Num	CLEC Denom	CLEC Result	
Jan-05		946	951	99.47%
Feb-05		784	785	99.87%
Mar-05		868	868	100.00%
Apr-05		731	733	99.73%
May-05		966	969	99.69%
Jun-05		1079	1080	99.91%
Jul-05		956	956	100.00%
Aug-05		1020	1022	99.80%
Sep-05		766	766	100.00%
Oct-05		608	610	99.67%
Nov-05		793	802	98.88%
Dec-05				

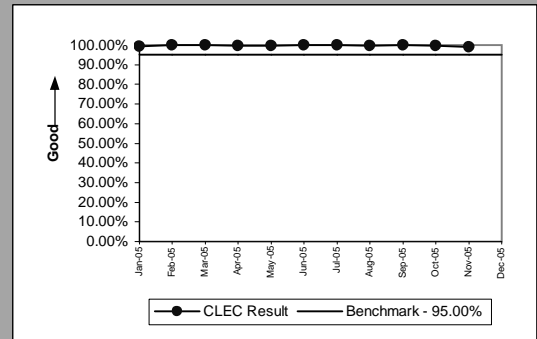


Resale & UNE-P (POTS)(Benchmark)				
Date	CLEC Num	CLEC Denom	CLEC Result	
Jan-05		1303	1304	99.92%
Feb-05		1228	1235	99.43%
Mar-05		1928	1929	99.95%
Apr-05		1517	1520	99.80%
May-05		2052	2056	99.81%
Jun-05		2084	2086	99.90%
Jul-05		1869	1872	99.84%
Aug-05		2203	2207	99.82%
Sep-05		2367	2369	99.92%
Oct-05		1706	1706	100.00%
Nov-05		2022	2024	99.90%
Dec-05				

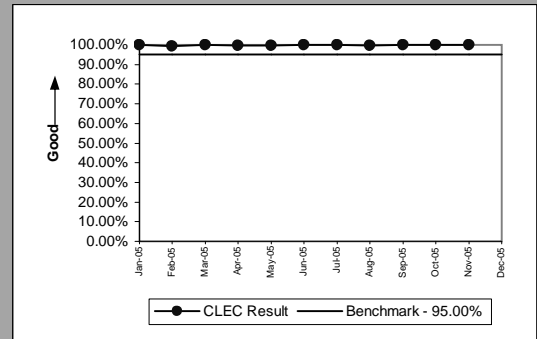


PO-20 (Expanded) Manual Service Order Accuracy (Phase 3)

Unbundled Loops(Benchmark)				
Date	CLEC Num	CLEC Denom	CLEC Result	
Jan-05		946	951	99.47%
Feb-05		784	785	99.87%
Mar-05		868	868	100.00%
Apr-05		731	733	99.73%
May-05		966	969	99.69%
Jun-05		1079	1080	99.91%
Jul-05		956	956	100.00%
Aug-05		1020	1022	99.80%
Sep-05		766	766	100.00%
Oct-05		608	610	99.67%
Nov-05		793	802	98.88%
Dec-05				

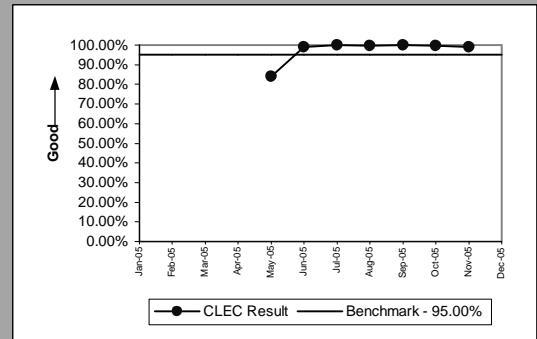


Resale & UNE-P (POTS)(Benchmark)				
Date	CLEC Num	CLEC Denom	CLEC Result	
Jan-05		1303	1304	99.92%
Feb-05		1227	1235	99.35%
Mar-05		1928	1929	99.95%
Apr-05		1517	1520	99.80%
May-05		2052	2056	99.81%
Jun-05		2084	2086	99.90%
Jul-05		1869	1872	99.84%
Aug-05		2203	2207	99.82%
Sep-05		2367	2369	99.92%
Oct-05		1706	1706	100.00%
Nov-05		2021	2024	99.85%
Dec-05				

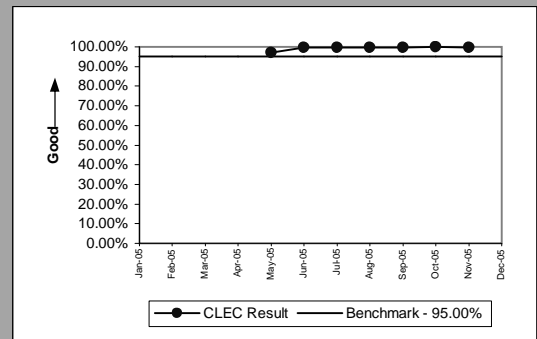


PO-20 (Expanded) Manual Service Order Accuracy (Phase 4)

Unbundled Loops(Benchmark)			
Date	CLEC Num	CLEC Denom	CLEC Result
Jan-05			
Feb-05			
Mar-05			
Apr-05			
May-05		814	969
Jun-05		1070	1080
Jul-05		956	956
Aug-05		1018	1022
Sep-05		765	766
Oct-05		608	610
Nov-05		793	802
Dec-05			

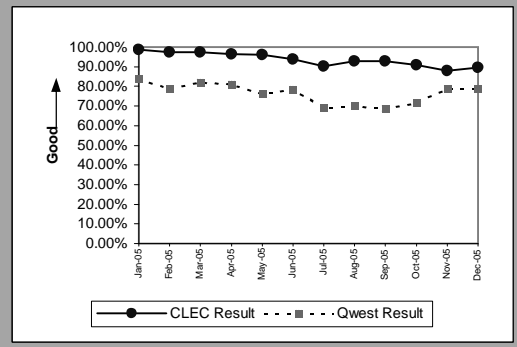


Resale & UNE-P (POTS)(Benchmark)			
Date	CLEC Num	CLEC Denom	CLEC Result
Jan-05			
Feb-05			
Mar-05			
Apr-05			
May-05		1999	2056
Jun-05		2080	2086
Jul-05		1868	1872
Aug-05		2201	2207
Sep-05		2365	2369
Oct-05		1704	1706
Nov-05		2020	2024
Dec-05			



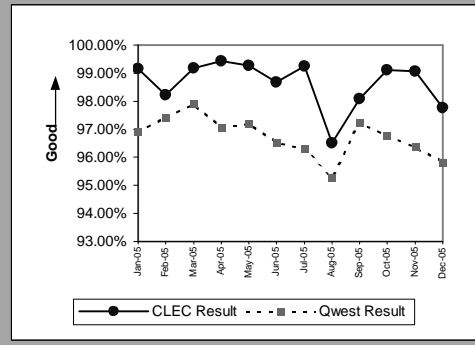
OP-2 - Calls Answered within Twenty Seconds - Interconnect Provisioning Center

Calls Answered within Twenty Seconds - Interconnect Provisioning Center(Percent)(OP-2)(Diagnostic)						
Date	CLEC Num	CLEC Denom	CLEC Result	Qwest Num	Qwest Denom	Qwest Result
Jan-05	16301	16499	98.80%	1954501	2333287	83.77%
Feb-05	14794	15195	97.36%	1628462	2064597	78.88%
Mar-05	16918	17384	97.32%	1871791	2277286	82.19%
Apr-05	15645	16242	96.32%	1657570	2042248	81.16%
May-05	15096	15718	96.04%	1567353	1051961	76.38%
Jun-05	16208	17274	93.83%	1747155	2223194	78.59%
Jul-05	14605	16158	90.39%	1456845	2108334	69.10%
Aug-05	16654	17964	92.71%	1690662	2417677	69.93%
Sep-05	14491	15595	92.92%	1475451	2145010	68.79%
Oct-05	12991	14289	90.92%	1538080	2146408	71.66%
Nov-05	11819	13458	87.82%	1568061	1987971	78.88%
Dec-05	11437	12789	89.43%	1496569	1900611	78.74%

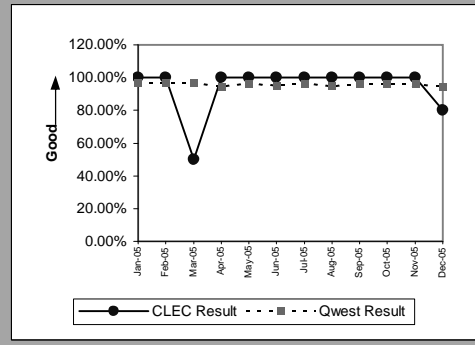


OP-3A - Installation Commitments Met (Percent) - Dispatches within MSAs

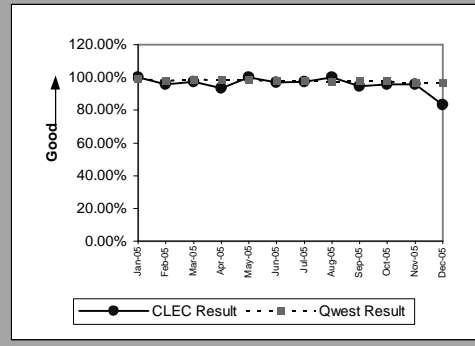
Residence(Parity)									
Date	CLEC Num	CLEC Denom	CLEC Result	CLEC Std Dev	Qwest Num	Qwest Denom	Qwest Result	Mod Z Scr	Parity Scr
Jan-05	464	468	99.15%	9.21%	6293	6494	96.90%	-2.702934	-2.643267
Feb-05	277	282	98.23%	13.20%	6415	6585	97.42%	-0.838441	-1.509736
Mar-05	610	615	99.19%	8.98%	7658	7822	97.90%	-2.139364	-2.300641
Apr-05	515	518	99.42%	7.59%	7004	7216	97.06%	-3.070798	-2.866913
May-05	541	545	99.27%	8.54%	6977	7179	97.19%	-2.830663	-2.720921
Jun-05	595	603	98.67%	11.44%	7587	7859	96.54%	-2.76318	-2.679894
Jul-05	519	523	99.24%	8.71%	6828	7090	96.30%	-3.428393	-3.084315
Aug-05	555	575	96.52%	18.32%	7321	7683	95.29%	-1.346392	-1.818548
Sep-05	514	524	98.09%	13.68%	7215	7420	97.24%	-1.153244	-1.701123
Oct-05	560	565	99.12%	9.37%	6624	6844	96.79%	-3.017226	-2.834343
Nov-05	428	432	99.07%	9.58%	5908	6130	96.38%	-2.898507	-2.762177
Dec-05	392	401	97.76%	14.81%	5633	5878	95.83%	-1.864896	-2.133766



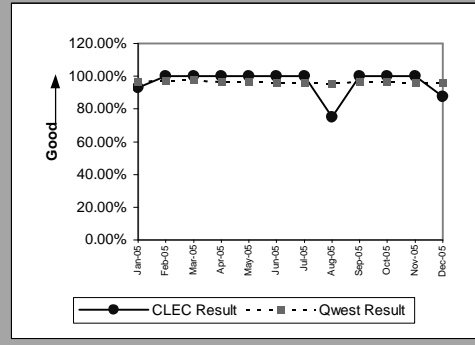
Business(Parity)									
Date	CLEC Num	CLEC Denom	CLEC Result	CLEC Std Dev	Qwest Num	Qwest Denom	Qwest Result	Mod Z Scr	Parity Scr
Jan-05	2	2	100.00%	0.00%	1852	1910	96.96%	-0.250139	-1.152074
Feb-05	7	7	100.00%	0.00%	1881	1943	96.81%	-0.479479	-1.291503
Mar-05	1	2	50.00%	50.00%	2135	2199	97.09%	3.95985	0.155143
Apr-05	6	6	100.00%	0.00%	1989	2100	94.71%	-0.57783	-1.351296
May-05	4	4	100.00%	0.00%	1994	2067	96.47%	-0.382304	-1.232424
Jun-05	6	6	100.00%	0.00%	2111	2210	95.52%	-0.529737	-1.322057
Jul-05	4	4	100.00%	0.00%	1784	1851	96.38%	-0.38717	-1.235382
Aug-05	1	1	100.00%	0.00%	2024	2127	95.16%	-0.225534	-1.137115
Sep-05	8	8	100.00%	0.00%	1928	2006	96.11%	-0.567773	-1.345181
Oct-05	3	3	100.00%	0.00%	2004	2088	95.98%	-0.354356	-1.215433
Nov-05	3	3	100.00%	0.00%	1755	1823	96.27%	-0.340659	-1.207106
Dec-05	4	5	80.00%	40.00%	1563	1651	94.67%	1.458081	-0.323339



Qwest DSL(Parity)									
Date	CLEC Num	CLEC Denom	CLEC Result	CLEC Std Dev	Qwest Num	Qwest Denom	Qwest Result	Mod Z Scr	Parity Scr
Jan-05	29	29	100.00%	0.00%	3672	3702	99.19%	-0.484857	-1.294772
Feb-05	23	24	95.83%	19.98%	3238	3294	98.30%	0.931366	-0.494696
Mar-05	35	36	97.22%	16.43%	3413	3451	98.90%	0.959013	-0.484666
Apr-05	29	31	93.55%	24.57%	3503	3562	98.34%	2.082847	-0.016064
May-05	40	40	100.00%	0.00%	3781	3842	98.41%	-0.799176	-1.485865
Jun-05	33	34	97.06%	16.90%	4247	4335	97.97%	0.375282	-0.737607
Jul-05	34	35	97.14%	16.66%	4688	4779	98.10%	0.411013	-0.719568
Aug-05	45	45	100.00%	0.00%	6249	6414	97.43%	-1.086238	-1.660386
Sep-05	34	36	94.44%	22.91%	6693	6843	97.81%	1.374669	-0.267761
Oct-05	44	46	95.65%	20.39%	6087	6233	97.66%	0.896013	-0.47335
Nov-05	46	48	95.83%	19.98%	5791	5986	96.74%	0.353366	-0.746859
Dec-05	40	48	83.33%	37.27%	6219	6430	96.72%	5.186079	1.284984

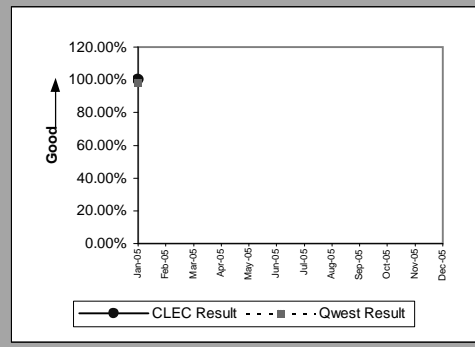


UNE - P (POTS)(Parity)									
Date	CLEC Num	CLEC Denom	CLEC Result	CLEC Std Dev	Qwest Num	Qwest Denom	Qwest Result	Mod Z Scr	Parity Scr
Jan-05	27	29	93.10%	25.34%	8145	8404	96.92%	1.186589	-0.345717
Feb-05	6	6	100.00%	0.00%	8296	8528	97.28%	-0.40948	-1.248946
Mar-05	5	5	100.00%	0.00%	9793	10021	97.72%	-0.341104	-1.207376
Apr-05	4	4	100.00%	0.00%	8993	9316	96.53%	-0.378953	-1.230387
May-05	6	6	100.00%	0.00%	8971	9246	97.03%	-0.428727	-1.260647
Jun-05	7	7	100.00%	0.00%	9698	10069	96.32%	-0.517302	-1.314497
Jul-05	1	1	100.00%	0.00%	8612	8941	96.32%	-0.195444	-1.118821
Aug-05	3	4	75.00%	43.30%	9345	9810	95.26%	1.906481	-0.200564
Sep-05	2	2	100.00%	0.00%	9143	9426	97.00%	-0.248781	-1.151248
Oct-05	3	3	100.00%	0.00%	8628	8932	96.60%	-0.325064	-1.197625
Nov-05	4	4	100.00%	0.00%	7663	7953	96.35%	-0.388974	-1.236479
Dec-05	14	16	87.50%	33.07%	7196	7529	95.58%	1.569727	-0.19454



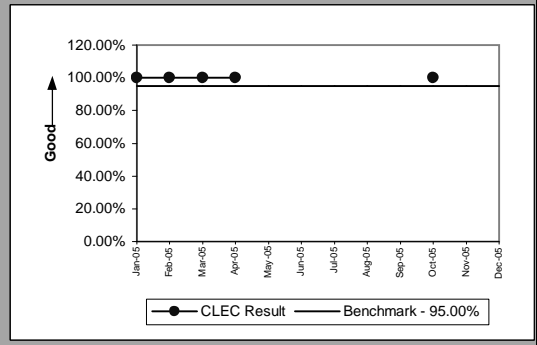
OP-3A - Installation Commitments Met (Percent) - Dispatches within MSAs

UNE P (Centrex)(Parity)									
Date	CLEC Num	CLEC Denom	CLEC Result	CLEC Std Dev	Qwest Num	Qwest Denom	Qwest Result	Mod Z Scr	Parity Scr
Jan-05	2	2	100.00%	0.00%	292	297	98.32%	-0.184438	-1.112131
Feb-05									
Mar-05									
Apr-05									
May-05									
Jun-05									
Jul-05									
Aug-05									
Sep-05									
Oct-05									
Nov-05									
Dec-05									



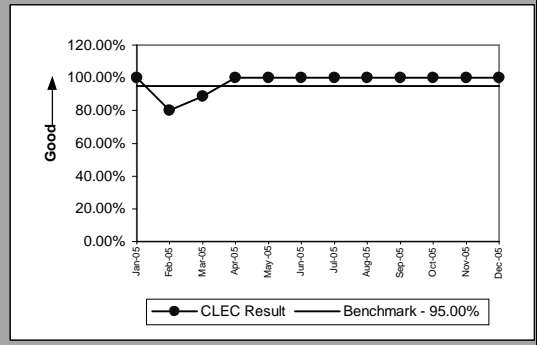
OP-3A - Installation Commitments Met (Percent) - Dispatches within MSAs

Line Sharing(Benchmark)					
Date	Numerator	Denominator	CLEC Result	Standard Dev	
Jan-05	7	7	100.00%	0.00%	
Feb-05	9	9	100.00%	0.00%	
Mar-05	5	5	100.00%	0.00%	
Apr-05	1	1	100.00%	0.00%	
May-05					
Jun-05					
Jul-05					
Aug-05					
Sep-05					
Oct-05	1	1	100.00%	0.00%	
Nov-05					
Dec-05					



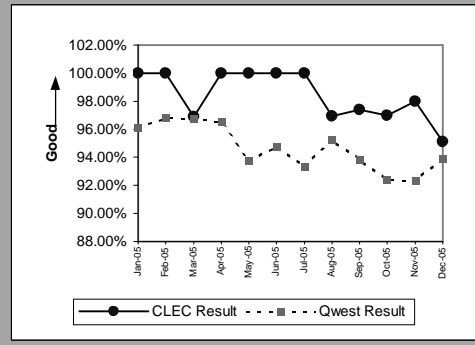
OP-3A - Installation Commitments Met (Percent) - Dispatches within MSAs

Line Splitting					
Date	Numerator	Denominator	CLEC Result	Standard Dev	
Jan-05	6	6	100.00%	0.00%	
Feb-05	4	5	80.00%	40.00%	
Mar-05	8	9	88.89%	31.43%	
Apr-05	10	10	100.00%	0.00%	
May-05	7	7	100.00%	0.00%	
Jun-05	4	4	100.00%	0.00%	
Jul-05	5	5	100.00%	0.00%	
Aug-05	1	1	100.00%	0.00%	
Sep-05	1	1	100.00%	0.00%	
Oct-05	3	3	100.00%	0.00%	
Nov-05	2	2	100.00%	0.00%	
Dec-05	2	2	100.00%	0.00%	

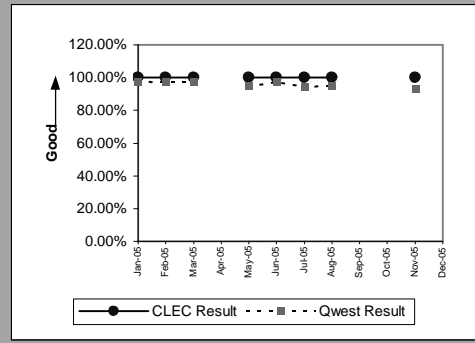


OP-3B - Installation Commitments Met (Percent) - Dispatches outside MSAs

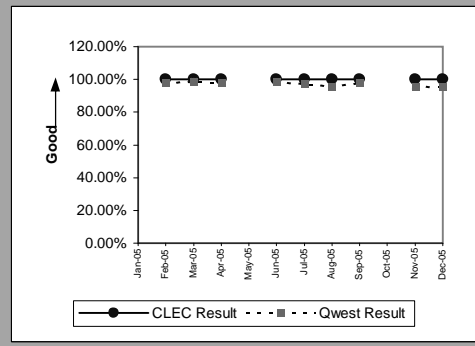
Residence(Parity)									
Date	CLEC Num	CLEC Denom	CLEC Result	CLEC Std Dev	Qwest Num	Qwest Denom	Qwest Result	Mod Z Scr	Parity Scr
Jan-05	40	40	100.00%	0.00%	1015	1056	96.12%	-1.247716	-1.758557
Feb-05	18	18	100.00%	0.00%	1031	1065	96.81%	-0.764024	-1.464494
Mar-05	62	64	96.88%	17.40%	1250	1292	96.75%	-0.055382	-1.03367
Apr-05	55	55	100.00%	0.00%	1188	1231	96.51%	-1.380435	-1.839245
May-05	55	55	100.00%	0.00%	1091	1164	93.73%	-1.874585	-2.139666
Jun-05	45	45	100.00%	0.00%	1329	1403	94.73%	-1.558132	-1.947277
Jul-05	53	53	100.00%	0.00%	1149	1231	93.34%	-1.904282	-2.157722
Aug-05	63	65	96.92%	17.27%	1119	1175	95.23%	-0.622203	-1.378273
Sep-05	75	77	97.40%	15.91%	1214	1294	93.82%	-1.268996	-1.771495
Oct-05	64	66	96.97%	17.14%	1124	1217	92.36%	-1.373429	-1.834986
Nov-05	49	50	98.00%	14.00%	941	1019	92.35%	-1.468299	-1.892662
Dec-05	39	41	95.12%	21.54%	904	963	93.87%	-0.326506	-1.198502



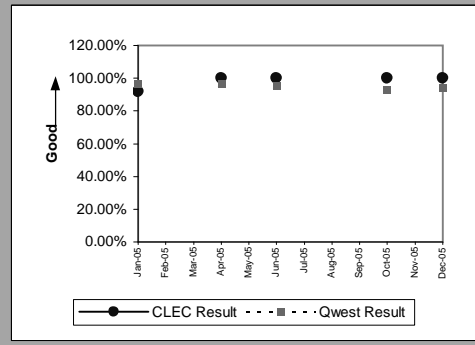
Business(Parity)									
Date	CLEC Num	CLEC Denom	CLEC Result	CLEC Std Dev	Qwest Num	Qwest Denom	Qwest Result	Mod Z Scr	Parity Scr
Jan-05	1	1	100.00%	0.00%	242	248	97.58%	-0.157143	-1.095536
Feb-05	1	1	100.00%	0.00%	248	255	97.25%	-0.167677	-1.10194
Mar-05	1	1	100.00%	0.00%	291	298	97.65%	-0.154837	-1.094134
Apr-05									
May-05	1	1	100.00%	0.00%	268	282	95.04%	-0.228154	-1.138708
Jun-05	1	1	100.00%	0.00%	301	309	97.41%	-0.162765	-1.098954
Jul-05	1	1	100.00%	0.00%	242	256	94.53%	-0.240054	-1.145943
Aug-05	1	1	100.00%	0.00%	277	292	94.86%	-0.232308	-1.141233
Sep-05									
Oct-05									
Nov-05	1	1	100.00%	0.00%	214	230	93.04%	-0.272842	-1.165876
Dec-05									



Qwest DSL(Parity)									
Date	CLEC Num	CLEC Denom	CLEC Result	CLEC Std Dev	Qwest Num	Qwest Denom	Qwest Result	Mod Z Scr	Parity Scr
Jan-05									
Feb-05	4	4	100.00%	0.00%	327	334	97.90%	-0.290884	-1.176845
Mar-05	3	3	100.00%	0.00%	361	365	98.90%	-0.181576	-1.110391
Apr-05	2	2	100.00%	0.00%	363	371	97.84%	-0.209382	-1.127295
May-05									
Jun-05	3	3	100.00%	0.00%	497	504	98.61%	-0.204948	-1.124599
Jul-05	7	7	100.00%	0.00%	587	603	97.35%	-0.434294	-1.264032
Aug-05	1	1	100.00%	0.00%	750	784	95.66%	-0.212781	-1.129361
Sep-05	2	2	100.00%	0.00%	898	918	97.82%	-0.210824	-1.128172
Oct-05									
Nov-05	1	1	100.00%	0.00%	926	965	95.96%	-0.205117	-1.124702
Dec-05	1	1	100.00%	0.00%	961	1009	95.24%	-0.22338	-1.135805

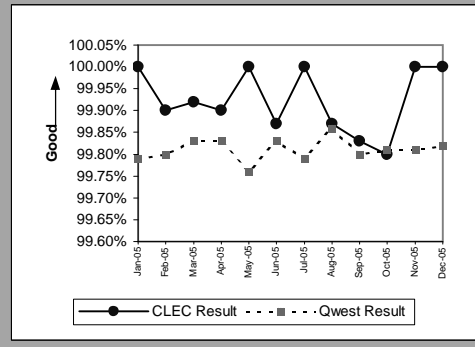


UNE - P (POTS)(Parity)									
Date	CLEC Num	CLEC Denom	CLEC Result	CLEC Std Dev	Qwest Num	Qwest Denom	Qwest Result	Mod Z Scr	Parity Scr
Jan-05	11	12	91.67%	27.64%	1257	1304	96.40%	0.874854	-0.522072
Feb-05									
Mar-05									
Apr-05	1	1	100.00%	0.00%	1436	1486	96.64%	-0.186536	-1.113406
May-05									
Jun-05	2	2	100.00%	0.00%	1630	1712	95.21%	-0.317011	-1.192729
Jul-05									
Aug-05									
Sep-05									
Oct-05	3	3	100.00%	0.00%	1362	1463	93.10%	-0.471181	-1.286458
Nov-05									
Dec-05	5	5	100.00%	0.00%	1124	1194	94.14%	-0.556857	-1.338545

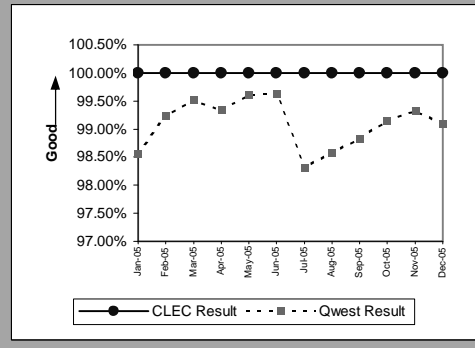


OP-3C - Installation Commitments Met (Percent) - No dispatches

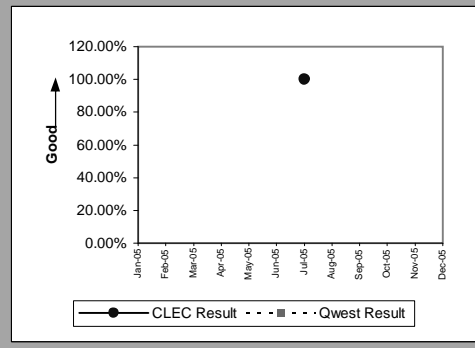
Residence(Parity)									
Date	CLEC Num	CLEC Denom	CLEC Result	CLEC Std Dev	Qwest Num	Qwest Denom	Qwest Result	Mod Z Scr	Parity Scr
Jan-05	881	881	100.00%	0.00%	18306	18344	99.79%	-1.320982	-1.8031
Feb-05	988	989	99.90%	3.18%	18082	18119	99.80%	-0.699356	-1.425178
Mar-05	1297	1298	99.92%	2.77%	20740	20776	99.83%	-0.808757	-1.49169
Apr-05	991	992	99.90%	3.17%	20358	20392	99.83%	-0.496991	-1.302149
May-05	1517	1517	100.00%	0.00%	19607	19655	99.76%	-1.856793	-2.12885
Jun-05	1510	1512	99.87%	3.63%	22091	22129	99.83%	-0.35841	-1.217898
Jul-05	1340	1340	100.00%	0.00%	20425	20469	99.79%	-1.645994	-2.000693
Aug-05	1596	1598	99.87%	3.54%	21815	21845	99.86%	-0.126862	-1.077127
Sep-05	1761	1764	99.83%	4.12%	21842	21886	99.80%	-0.279386	-1.169855
Oct-05	1494	1497	99.80%	4.47%	20021	20060	99.81%	0.050703	-0.969175
Nov-05	1530	1530	100.00%	0.00%	17594	17627	99.81%	-1.624972	-1.987913
Dec-05	1382	1382	100.00%	0.00%	15368	15396	99.82%	-1.520051	-1.924126



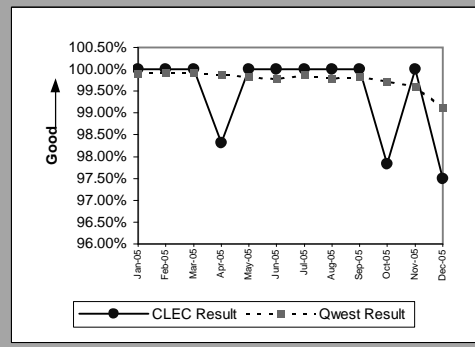
Business(Parity)									
Date	CLEC Num	CLEC Denom	CLEC Result	CLEC Std Dev	Qwest Num	Qwest Denom	Qwest Result	Mod Z Scr	Parity Scr
Jan-05	8	8	100.00%	0.00%	616	625	98.56%	-0.339714	-1.206532
Feb-05	10	10	100.00%	0.00%	654	659	99.24%	-0.274426	-1.166839
Mar-05	9	9	100.00%	0.00%	825	829	99.52%	-0.207768	-1.126314
Apr-05	8	8	100.00%	0.00%	898	904	99.34%	-0.230181	-1.13994
May-05	10	10	100.00%	0.00%	767	770	99.61%	-0.196499	-1.119463
Jun-05	5	5	100.00%	0.00%	799	802	99.63%	-0.136591	-1.083042
Jul-05	11	11	100.00%	0.00%	697	709	98.31%	-0.431845	-1.262543
Aug-05	2	2	100.00%	0.00%	695	705	98.58%	-0.169398	-1.102986
Sep-05	6	6	100.00%	0.00%	671	679	98.82%	-0.266286	-1.161891
Oct-05	1	1	100.00%	0.00%	591	596	99.16%	-0.091902	-1.055873
Nov-05	10	10	100.00%	0.00%	593	597	99.33%	-0.25757	-1.156592
Dec-05	2	2	100.00%	0.00%	548	553	99.10%	-0.134842	-1.081978



PBX(Parity)									
Date	CLEC Num	CLEC Denom	CLEC Result	CLEC Std Dev	Qwest Num	Qwest Denom	Qwest Result	Mod Z Scr	Parity Scr
Jan-05									
Feb-05									
Mar-05									
Apr-05									
May-05									
Jun-05									
Jul-05	1	1	100.00%	0.00%					
Aug-05									
Sep-05									
Oct-05									
Nov-05									
Dec-05									

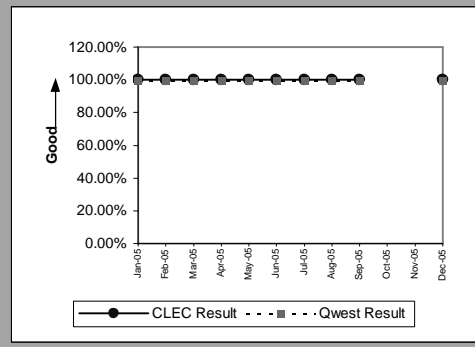


Qwest DSL(Parity)									
Date	CLEC Num	CLEC Denom	CLEC Result	CLEC Std Dev	Qwest Num	Qwest Denom	Qwest Result	Mod Z Scr	Parity Scr
Jan-05	45	45	100.00%	0.00%	8931	8940	99.90%	-0.212416	-1.12914
Feb-05	30	30	100.00%	0.00%	7355	7360	99.93%	-0.142518	-1.086645
Mar-05	60	60	100.00%	0.00%	7946	7953	99.91%	-0.229044	-1.139249
Apr-05	58	59	98.31%	12.91%	7131	7139	99.89%	3.61907	0.10571
May-05	60	60	100.00%	0.00%	7410	7423	99.82%	-0.32314	-1.196455
Jun-05	57	57	100.00%	0.00%	7715	7732	99.78%	-0.353101	-1.21467
Jul-05	56	56	100.00%	0.00%	7957	7967	99.87%	-0.264362	-1.16072
Aug-05	49	49	100.00%	0.00%	8521	8539	99.79%	-0.320809	-1.195038
Sep-05	56	56	100.00%	0.00%	8757	8773	99.82%	-0.318856	-1.193851
Oct-05	45	46	97.83%	14.58%	7743	7765	99.72%	2.4053	-0.082244
Nov-05	63	63	100.00%	0.00%	7431	7461	99.60%	-0.502205	-1.305319
Dec-05	39	40	97.50%	15.61%	7395	7461	99.12%	1.088191	-0.433964



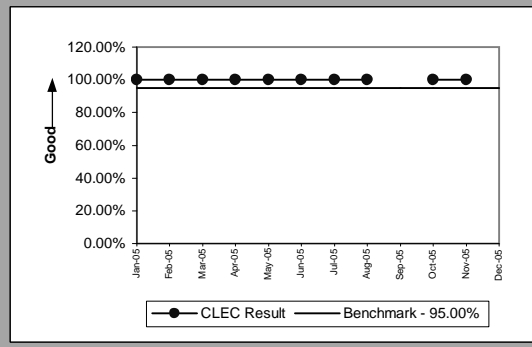
OP-3C - Installation Commitments Met (Percent) - No dispatches

UNE - P (POTS)(Parity)									
Date	CLEC Num	CLEC Denom	CLEC Result	CLEC Std Dev	Qwest Num	Qwest Denom	Qwest Result	Mod Z Scr	Parity Scr
Jan-05	108	108	100.00%	0.00%	18922	18969	99.75%	-0.516469	-1.313991
Feb-05	40	40	100.00%	0.00%	18736	18778	99.78%	-0.299126	-1.181856
Mar-05	12	12	100.00%	0.00%	21565	21605	99.81%	-0.149151	-1.090677
Apr-05	10	10	100.00%	0.00%	21256	21296	99.81%	-0.137147	-1.08338
May-05	3	3	100.00%	0.00%	20374	20425	99.75%	-0.086651	-1.05268
Jun-05	6	6	100.00%	0.00%	22890	22931	99.82%	-0.103654	-1.063017
Jul-05	3	3	100.00%	0.00%	21122	21178	99.74%	-0.089178	-1.054216
Aug-05	1	1	100.00%	0.00%	22510	22550	99.82%	-0.042153	-1.025627
Sep-05	6	6	100.00%	0.00%	22513	22565	99.77%	-0.117707	-1.071561
Oct-05									
Nov-05									
Dec-05	23	23	100.00%	0.00%	15916	15949	99.79%	-0.218218	-1.132667



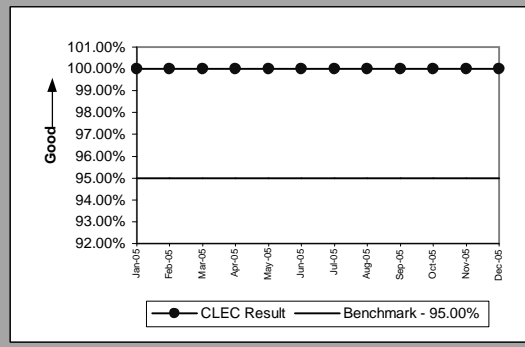
OP-3C - Installation Commitments Met (Percent) - No dispatches

Line Sharing(Benchmark)					
Date	Numerator	Denominator	CLEC Result	Standard Dev	
Jan-05	5	5	100.00%	0.00%	
Feb-05	4	4	100.00%	0.00%	
Mar-05	2	2	100.00%	0.00%	
Apr-05	2	2	100.00%	0.00%	
May-05	1	1	100.00%	0.00%	
Jun-05	4	4	100.00%	0.00%	
Jul-05	1	1	100.00%	0.00%	
Aug-05	2	2	100.00%	0.00%	
Sep-05					
Oct-05	1	1	100.00%	0.00%	
Nov-05	2	2	100.00%	0.00%	
Dec-05					



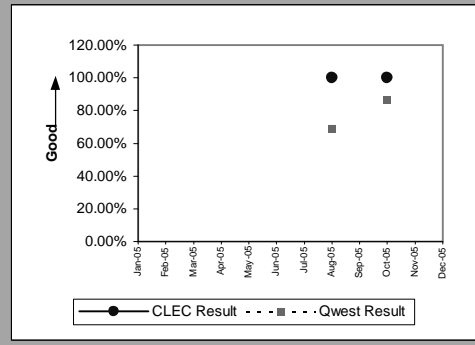
OP-3C - Installation Commitments Met (Percent) - No dispatches

Line Splitting					
Date	Numerator	Denominator	CLEC Result	Standard Dev	
Jan-05	45	45	100.00%	0.00%	
Feb-05	47	47	100.00%	0.00%	
Mar-05	58	58	100.00%	0.00%	
Apr-05	43	43	100.00%	0.00%	
May-05	41	41	100.00%	0.00%	
Jun-05	29	29	100.00%	0.00%	
Jul-05	30	30	100.00%	0.00%	
Aug-05	25	25	100.00%	0.00%	
Sep-05	18	18	100.00%	0.00%	
Oct-05	22	22	100.00%	0.00%	
Nov-05	27	27	100.00%	0.00%	
Dec-05	13	13	100.00%	0.00%	

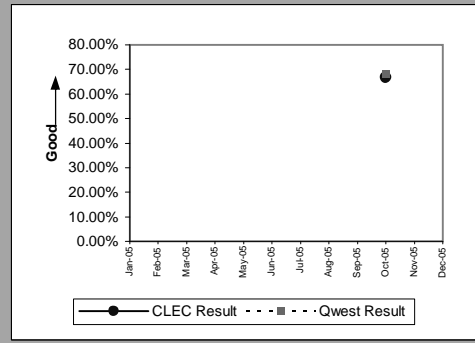


OP-3D - Installation Commitments Met (Percent) - Interval Zone One

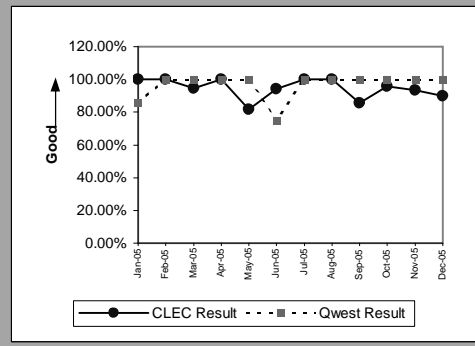
DS1(Parity)									
Date	CLEC Num	CLEC Denom	CLEC Result	CLEC Std Dev	Qwest Num	Qwest Denom	Qwest Result	Mod Z Scr	Parity Scr
Jan-05									
Feb-05									
Mar-05									
Apr-05									
May-05									
Jun-05									
Jul-05									
Aug-05	1	1	100.00%	0.00%	27	39	69.23%	-0.658281	-1.400206
Sep-05									
Oct-05	3	3	100.00%	0.00%	86	99	86.87%	-0.663438	-1.403342
Nov-05									
Dec-05									



PBX(Parity)									
Date	CLEC Num	CLEC Denom	CLEC Result	CLEC Std Dev	Qwest Num	Qwest Denom	Qwest Result	Mod Z Scr	Parity Scr
Jan-05									
Feb-05									
Mar-05									
Apr-05									
May-05									
Jun-05									
Jul-05									
Aug-05									
Sep-05									
Oct-05	2	3	66.67%	47.14%	15	22	68.18%	0.052855	-1.007515
Nov-05									
Dec-05									

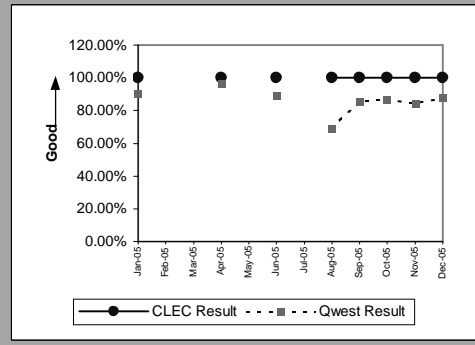


LIS Trunk(Parity)									
Date	CLEC Num	CLEC Denom	CLEC Result	CLEC Std Dev	Qwest Num	Qwest Denom	Qwest Result	Mod Z Scr	Parity Scr
Jan-05	16	16	100.00%	0.00%	6	7	85.71%	-0.900885	-1.547699
Feb-05	32	32	100.00%	0.00%	6	6	100.00%		
Mar-05	17	18	94.44%	22.91%	17	17	100.00%		-0.595058
Apr-05	10	10	100.00%	0.00%	19	19	100.00%		
May-05	18	22	81.82%	38.57%	3	3	100.00%		-0.650956
Jun-05	33	35	94.29%	23.21%	6	8	75.00%	-1.136527	-1.69096
Jul-05	10	10	100.00%	0.00%	12	12	100.00%		
Aug-05	12	12	100.00%	0.00%	24	24	100.00%		
Sep-05	6	7	85.71%	34.99%	12	12	100.00%		-0.448623
Oct-05	22	23	95.65%	20.39%	14	14	100.00%		-0.723733
Nov-05	14	15	93.33%	24.94%	18	18	100.00%		-0.565346
Dec-05	18	20	90.00%	30.00%	15	15	100.00%		-0.347713

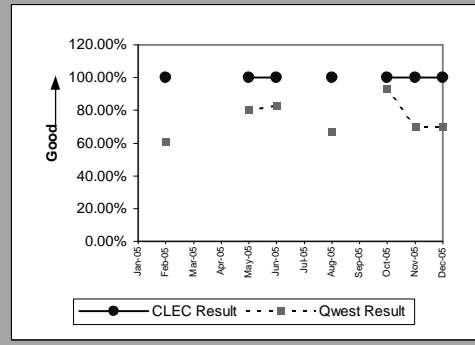


OP-3D - Installation Commitments Met (Percent) - Interval Zone One

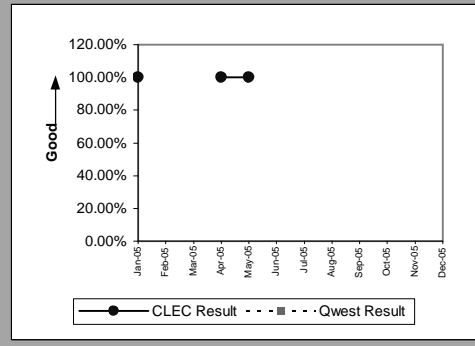
UDIT DS1(Parity)									
Date	CLEC Num	CLEC Denom	CLEC Result	CLEC Std Dev	Qwest Num	Qwest Denom	Qwest Result	Mod Z Scr	Parity Scr
Jan-05	1	1	100.00%	0.00%	37	41	90.24%	-0.32486	-1.197501
Feb-05									
Mar-05									
Apr-05	3	3	100.00%	0.00%	59	61	96.72%	-0.311333	-1.189277
May-05									
Jun-05	1	1	100.00%	0.00%	74	83	89.16%	-0.346661	-1.210755
Jul-05									
Aug-05	2	2	100.00%	0.00%	27	39	69.23%	-0.919526	-1.559032
Sep-05	3	3	100.00%	0.00%	47	55	85.45%	-0.695863	-1.423055
Oct-05	4	4	100.00%	0.00%	86	99	86.87%	-0.762345	-1.463473
Nov-05	1	1	100.00%	0.00%	59	70	84.29%	-0.428736	-1.260653
Dec-05	1	1	100.00%	0.00%	44	50	88.00%	-0.365636	-1.222291



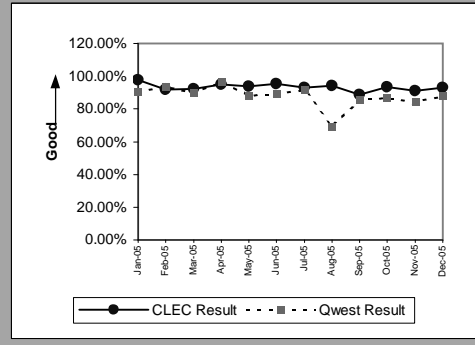
UDIT Above DS1 Level(Parity)									
Date	CLEC Num	CLEC Denom	CLEC Result	CLEC Std Dev	Qwest Num	Qwest Denom	Qwest Result	Mod Z Scr	Parity Scr
Jan-05									
Feb-05	3	3	100.00%	0.00%	14	23	60.87%	-1.306156	-1.794087
Mar-05									
Apr-05									
May-05	1	1	100.00%	0.00%	8	10	80.00%	-0.476731	-1.289832
Jun-05	1	1	100.00%	0.00%	43	52	82.69%	-0.453159	-1.275501
Jul-05									
Aug-05	4	4	100.00%	0.00%	16	24	66.67%	-1.309307	-1.796002
Sep-05									
Oct-05	1	1	100.00%	0.00%	13	14	92.86%	-0.267946	-1.162899
Nov-05	4	4	100.00%	0.00%	7	10	70.00%	-1.106567	-1.672745
Dec-05	2	2	100.00%	0.00%	7	10	70.00%	-0.845154	-1.513817



Dark Fiber - IOF(Diagnostic)									
Date	CLEC Num	CLEC Denom	CLEC Result	CLEC Std Dev	Qwest Num	Qwest Denom	Qwest Result	Mod Z Scr	Parity Scr
Jan-05	1	1	100.00%	0.00%					
Feb-05									
Mar-05									
Apr-05	1	1	100.00%	0.00%					
May-05	4	4	100.00%	0.00%					
Jun-05									
Jul-05									
Aug-05									
Sep-05									
Oct-05									
Nov-05									
Dec-05									

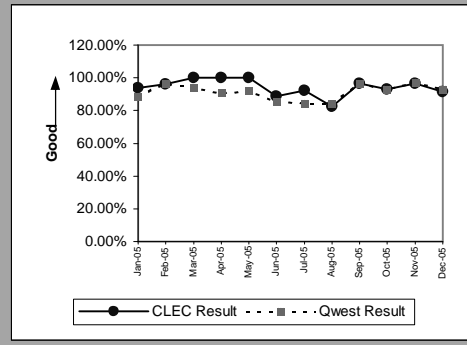


Unbundled Loop - DS1 Capable(Parity)									
Date	CLEC Num	CLEC Denom	CLEC Result	CLEC Std Dev	Qwest Num	Qwest Denom	Qwest Result	Mod Z Scr	Parity Scr
Jan-05	81	83	97.59%	15.33%	37	41	90.24%	-1.297033	-1.78854
Feb-05	101	110	91.82%	27.41%	44	47	93.62%	0.422278	-0.808544
Mar-05	118	128	92.19%	26.84%	54	60	90.00%	-0.466046	-1.283336
Apr-05	117	123	95.12%	21.54%	59	61	96.72%	0.573514	-0.756582
May-05	103	110	93.64%	24.41%	53	60	88.33%	-1.029286	-1.625761
Jun-05	123	129	95.35%	21.06%	74	83	89.16%	-1.415314	-1.86045
Jul-05	96	103	93.20%	25.17%	57	62	91.94%	-0.2898	-1.176186
Aug-05	111	118	94.07%	23.62%	27	39	69.23%	-2.913501	-2.771283
Sep-05	102	115	88.70%	31.66%	47	55	85.45%	-0.560748	-1.340911
Oct-05	116	124	93.55%	24.57%	86	99	86.87%	-1.467396	-1.892113
Nov-05	114	125	91.20%	28.33%	59	70	84.29%	-1.272652	-1.773718
Dec-05	106	114	92.98%	25.54%	44	50	88.00%	-0.903914	-1.549541

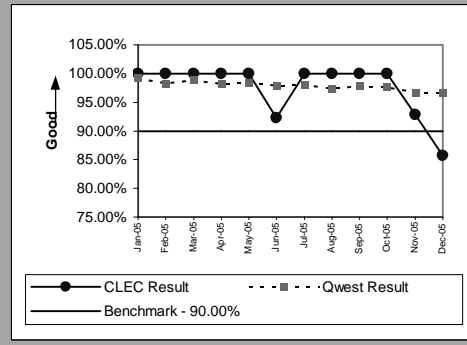


OP-3D - Installation Commitments Met (Percent) - Interval Zone One

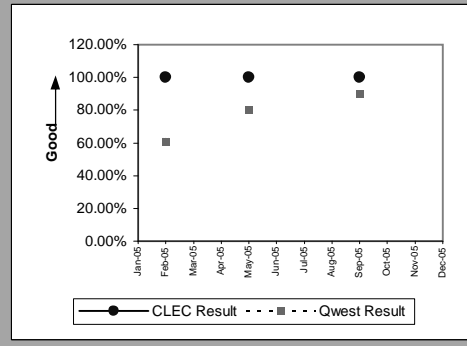
Unbundled Loop - ISDN Capable(Parity)									
Date	CLEC Num	CLEC Denom	CLEC Result	CLEC Std Dev	Qwest Num	Qwest Denom	Qwest Result	Mod Z Scr	Parity Scr
Jan-05	30	32	93.75%	24.21%	39	44	88.64%	-0.693521	-1.421631
Feb-05	25	26	96.15%	19.23%	53	55	96.36%	0.047089	-0.985428
Mar-05	40	40	100.00%	0.00%	59	63	93.65%	-1.28791	-1.782994
Apr-05	26	26	100.00%	0.00%	48	53	90.57%	-1.347955	-1.819499
May-05	32	32	100.00%	0.00%	56	61	91.80%	-1.368956	-1.832266
Jun-05	24	27	88.89%	31.43%	42	49	85.71%	-0.378517	-1.230122
Jul-05	36	39	92.31%	26.65%	27	32	84.38%	-0.915971	-1.556871
Aug-05	19	23	82.61%	37.90%	48	57	84.21%	0.17783	-0.897879
Sep-05	28	29	96.55%	18.25%	59	61	96.72%	0.042221	-0.987418
Oct-05	26	28	92.86%	25.75%	55	59	93.22%	0.062955	-0.964946
Nov-05	29	30	96.67%	17.95%	39	40	97.50%	0.220998	-0.916964
Dec-05	21	23	91.30%	28.18%	40	43	93.02%	0.26119	-0.881602



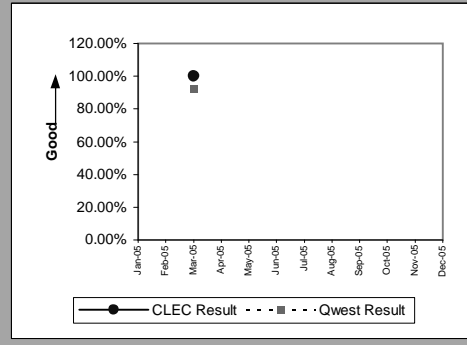
Unbundled Loop - ADSL Qualified(Parity)									
Date	CLEC Num	CLEC Denom	CLEC Result	CLEC Std Dev	Qwest Num	Qwest Denom	Qwest Result	Mod Z Scr	Parity Scr
Jan-05	5	5	100.00%	0.00%	3673	3703	99.19%	-0.201949	-0.333333
Feb-05	6	6	100.00%	0.00%	3238	3294	98.30%	-0.321837	-0.333333
Mar-05	4	4	100.00%	0.00%	3415	3453	98.90%	-0.210851	-0.333333
Apr-05	6	6	100.00%	0.00%	3503	3562	98.34%	-0.317626	-0.333333
May-05	14	14	100.00%	0.00%	3782	3843	98.41%	-0.474328	-1.288371
Jun-05	12	13	92.31%	26.65%	4247	4335	97.97%	1.445514	-0.318886
Jul-05	14	14	100.00%	0.00%	4688	4779	98.10%	-0.520542	-1.316467
Aug-05	17	17	100.00%	0.00%	6250	6415	97.43%	-0.669039	-1.406747
Sep-05	13	13	100.00%	0.00%	6693	6843	97.81%	-0.539256	-1.327844
Oct-05	11	11	100.00%	0.00%	6088	6234	97.66%	-0.51316	-1.311979
Nov-05	13	14	92.86%	25.75%	5792	5987	96.74%	0.818116	-0.539313
Dec-05	6	7	85.71%	34.99%	6219	6431	96.70%	1.627528	-0.269012



Unbundled Loop - DS3 Capable(Parity)									
Date	CLEC Num	CLEC Denom	CLEC Result	CLEC Std Dev	Qwest Num	Qwest Denom	Qwest Result	Mod Z Scr	Parity Scr
Jan-05									
Feb-05	1	1	100.00%	0.00%	14	23	60.87%	-0.784902	-1.477187
Mar-05									
Apr-05									
May-05	1	1	100.00%	0.00%	8	10	80.00%	-0.476731	-1.289832
Jun-05									
Jul-05									
Aug-05									
Sep-05	2	2	100.00%	0.00%	9	10	90.00%	-0.430331	-1.261623
Oct-05									
Nov-05									
Dec-05									

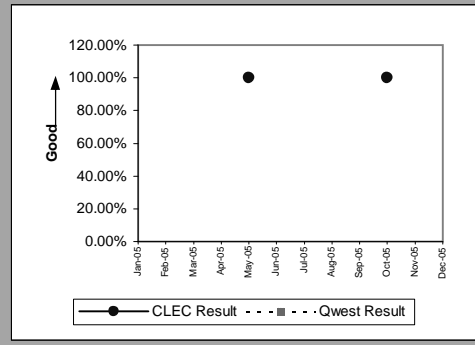


Qwest DSL(Parity)									
Date	CLEC Num	CLEC Denom	CLEC Result	CLEC Std Dev	Qwest Num	Qwest Denom	Qwest Result	Mod Z Scr	Parity Scr
Jan-05									
Feb-05									
Mar-05	1	1	100.00%	0.00%	12	13	92.31%	-0.278174	-1.169118
Apr-05									
May-05									
Jun-05									
Jul-05									
Aug-05									
Sep-05									
Oct-05									
Nov-05									
Dec-05									

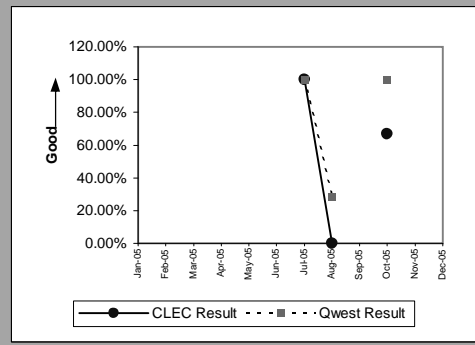


OP-3D - Installation Commitments Met (Percent) - Interval Zone One

Dark Fiber - Loop(Diagnostic)									
Date	CLEC Num	CLEC Denom	CLEC Result	CLEC Std Dev	Qwest Num	Qwest Denom	Qwest Result	Mod Z Scr	Parity Scr
Jan-05									
Feb-05									
Mar-05									
Apr-05									
May-05	1	1	100.00%	0.00%					
Jun-05									
Jul-05									
Aug-05									
Sep-05									
Oct-05	2	2	100.00%	0.00%					
Nov-05									
Dec-05									

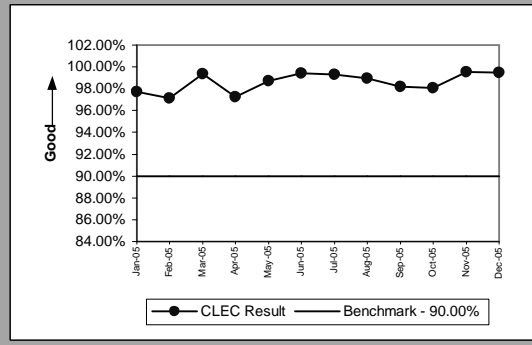


E911 (Parity)									
Date	CLEC Num	CLEC Denom	CLEC Result	CLEC Std Dev	Qwest Num	Qwest Denom	Qwest Result	Mod Z Scr	Parity Scr
Jan-05									
Feb-05									
Mar-05									
Apr-05									
May-05									
Jun-05									
Jul-05	1	1	100.00%	0.00%	3	3	100.00%		
Aug-05	0	1	0.00%	0.00%	2	7	28.57%	0.591608	-0.871482
Sep-05									
Oct-05	2	3	66.67%	47.14%	4	4	100.00%		-0.530651
Nov-05									
Dec-05									

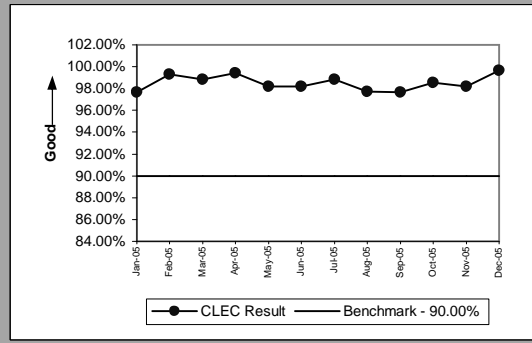


OP-3D - Installation Commitments Met (Percent) - Interval Zone One

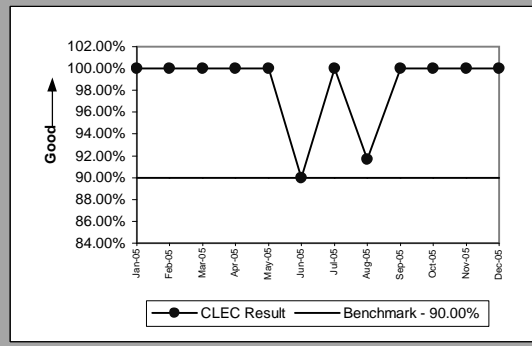
Unbundled Loop Analog(Benchmark)					
Date	Num	Denom	CLEC Result	Standard Dev	
Jan-05	1060	1085	97.70%	15.00%	
Feb-05	1230	1266	97.16%	16.62%	
Mar-05	1355	1364	99.34%	8.10%	
Apr-05	1139	1171	97.27%	16.30%	
May-05	1371	1389	98.70%	11.31%	
Jun-05	3131	3150	99.40%	7.74%	
Jul-05	6749	6798	99.28%	8.46%	
Aug-05	3117	3150	98.95%	10.18%	
Sep-05	1646	1676	98.21%	13.26%	
Oct-05	1559	1590	98.05%	13.83%	
Nov-05	1949	1958	99.54%	6.76%	
Dec-05	1633	1642	99.45%	7.38%	



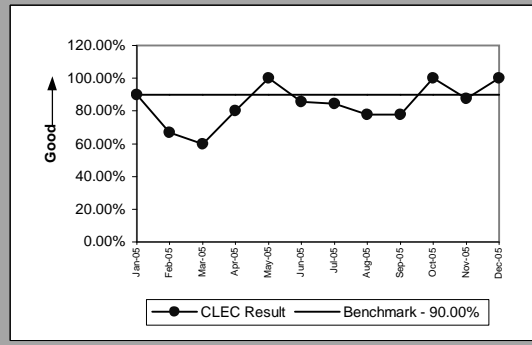
Unbundled Loop - 2 Wire Non-Loaded(Benchmark)					
Date	Num	Denom	CLEC Result	Standard Dev	
Jan-05	290	297	97.64%	15.17%	
Feb-05	294	296	99.32%	8.19%	
Mar-05	340	344	98.84%	10.72%	
Apr-05	330	332	99.40%	7.74%	
May-05	329	335	98.21%	13.26%	
Jun-05	329	335	98.21%	13.26%	
Jul-05	332	336	98.81%	10.85%	
Aug-05	298	305	97.70%	14.97%	
Sep-05	338	346	97.69%	15.03%	
Oct-05	336	341	98.53%	12.02%	
Nov-05	383	390	98.21%	13.28%	
Dec-05	307	308	99.68%	5.69%	



Unbundled Loop - XDSL(Benchmark)					
Date	Num	Denom	CLEC Result	Standard Dev	
Jan-05	10	10	100.00%	0.00%	
Feb-05	8	8	100.00%	0.00%	
Mar-05	8	8	100.00%	0.00%	
Apr-05	4	4	100.00%	0.00%	
May-05	3	3	100.00%	0.00%	
Jun-05	9	10	90.00%	30.00%	
Jul-05	4	4	100.00%	0.00%	
Aug-05	11	12	91.67%	27.64%	
Sep-05	3	3	100.00%	0.00%	
Oct-05	2	2	100.00%	0.00%	
Nov-05	4	4	100.00%	0.00%	
Dec-05	12	12	100.00%	0.00%	

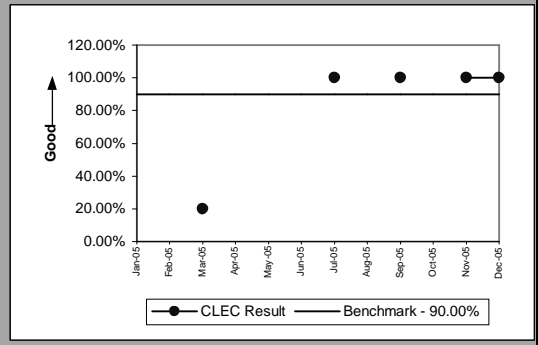


Unbundled Loop Conditioned(Benchmark)					
Date	Num	Denom	CLEC Result	Standard Dev	
Jan-05	9	10	90.00%	30.00%	
Feb-05	4	6	66.67%	47.14%	
Mar-05	3	5	60.00%	48.99%	
Apr-05	4	5	80.00%	40.00%	
May-05	6	6	100.00%	0.00%	
Jun-05	12	14	85.71%	34.99%	
Jul-05	11	13	84.62%	36.08%	
Aug-05	7	9	77.78%	41.57%	
Sep-05	7	9	77.78%	41.57%	
Oct-05	13	13	100.00%	0.00%	
Nov-05	7	8	87.50%	33.07%	
Dec-05	5	5	100.00%	0.00%	

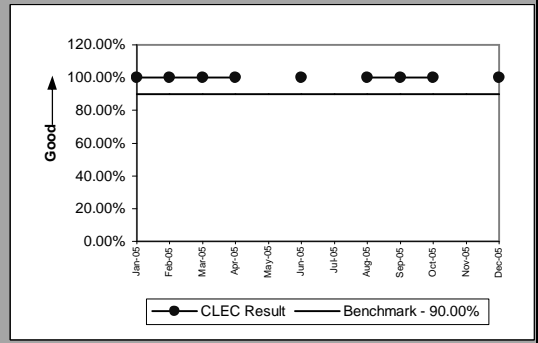


OP-3D - Installation Commitments Met (Percent) - Interval Zone One

Enhanced Extended Loops - DS0 Capable(Benchmark)				
Date	Num	Denom	CLEC Result	Standard Dev
Jan-05				
Feb-05				
Mar-05	1	5	20.00%	40.00%
Apr-05				
May-05				
Jun-05	1	1	100.00%	0.00%
Aug-05				
Sep-05	2	2	100.00%	0.00%
Oct-05				
Nov-05	1	1	100.00%	0.00%
Dec-05	1	1	100.00%	0.00%

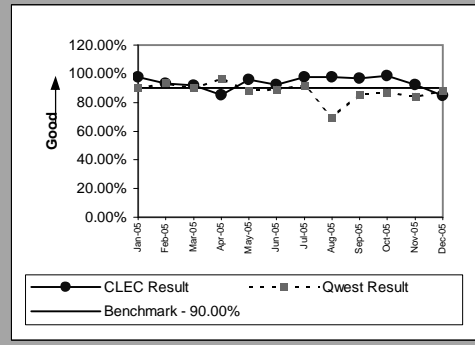


Enhanced Extended Loops - DS3 Capable(Benchmark)				
Date	Num	Denom	CLEC Result	Standard Dev
Jan-05	1	1	100.00%	0.00%
Feb-05	1	1	100.00%	0.00%
Mar-05	1	1	100.00%	0.00%
Apr-05	1	1	100.00%	0.00%
May-05				
Jun-05	1	1	100.00%	0.00%
Jul-05				
Aug-05	4	4	100.00%	0.00%
Sep-05	1	1	100.00%	0.00%
Oct-05	2	2	100.00%	0.00%
Nov-05				
Dec-05	2	2	100.00%	0.00%



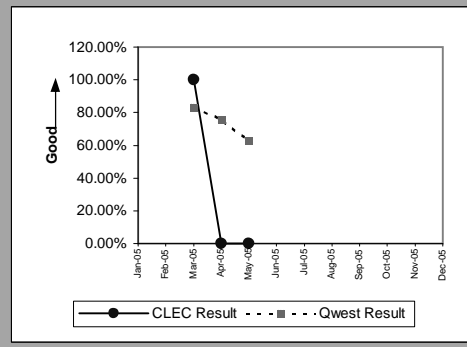
OP-3D - Installation Commitments Met (Percent) - Interval Zone One

Enhanced Extended Loops - DS1 Capable(Parity)									
Date	CLEC Num	CLEC Denom	CLEC Result	CLEC Std Dev	Qwest Num	Qwest Denom	Qwest Result	Mod Z Scr	Parity Scr
Jan-05	82	84	97.62%	15.25%	37	41	90.24%	-1.304668	-1.793182
Feb-05	85	91	93.41%	24.82%	44	47	93.62%	0.047923	-1.012495
Mar-05	91	99	91.92%	27.25%	54	60	90.00%	-0.391014	-0.063973
Apr-05	64	75	85.33%	35.38%	59	61	96.72%	3.70904	0.362079
May-05	91	95	95.79%	20.08%	53	60	88.33%	-1.408478	-1.856294
Jun-05	84	91	92.31%	26.65%	74	83	89.16%	-0.667703	-1.405935
Jul-05	117	120	97.50%	15.61%	57	62	91.94%	-1.306614	-1.794365
Aug-05	470	481	97.71%	14.95%	27	39	69.23%	-3.706558	-3.253427
Sep-05	183	189	96.83%	17.53%	47	55	85.45%	-2.105131	-2.279829
Oct-05	65	66	98.48%	12.22%	86	99	86.87%	-2.164335	-2.315822
Nov-05	71	77	92.21%	26.80%	59	70	84.29%	-1.318107	-1.801352
Dec-05	45	53	84.91%	35.80%	44	50	88.00%	0.482992	-0.748771

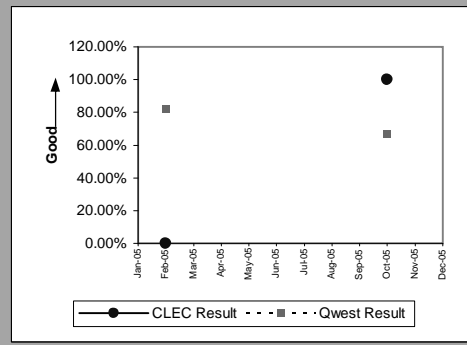


OP-3E - Installation Commitments Met (Percent) - Interval Zone Two

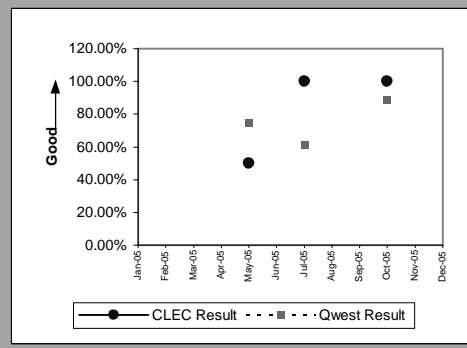
ISDN Primary(Parity)									
Date	CLEC Num	CLEC Denom	CLEC Result	CLEC Std Dev	Qwest Num	Qwest Denom	Qwest Result	Mod Z Scr	Parity Scr
Jan-05									
Feb-05									
Mar-05	6	6	100.00%	0.00%	45	54	83.33%	-1.03923	-1.631807
Apr-05	0	1	0.00%	0.00%	28	37	75.68%	1.740471	-0.30196
May-05	0	4	0.00%	0.00%	20	32	62.50%	2.434322	0.400367
Jun-05									
Jul-05									
Aug-05									
Sep-05									
Oct-05									
Nov-05									
Dec-05									



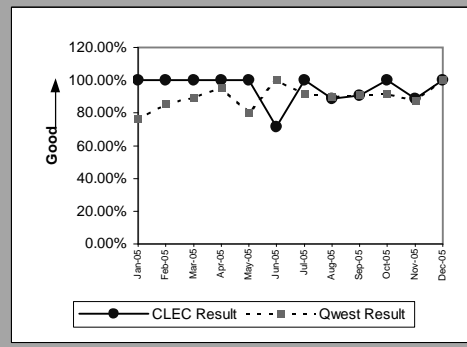
DS1(Parity)									
Date	CLEC Num	CLEC Denom	CLEC Result	CLEC Std Dev	Qwest Num	Qwest Denom	Qwest Result	Mod Z Scr	Parity Scr
Jan-05									
Feb-05	0	1	0.00%	0.00%	46	56	82.14%	2.125864	-0.189305
Mar-05									
Apr-05									
May-05									
Jun-05									
Jul-05									
Aug-05									
Sep-05									
Oct-05	7	7	100.00%	0.00%	26	39	66.67%	-1.722612	-2.047274
Nov-05									
Dec-05									



PBX(Parity)									
Date	CLEC Num	CLEC Denom	CLEC Result	CLEC Std Dev	Qwest Num	Qwest Denom	Qwest Result	Mod Z Scr	Parity Scr
Jan-05									
Feb-05									
Mar-05									
Apr-05									
May-05	1	2	50.00%	50.00%	6	8	75.00%	0.730297	-0.718426
Jun-05									
Jul-05	1	1	100.00%	0.00%	8	13	61.54%	-0.761812	-1.463149
Aug-05									
Sep-05									
Oct-05	5	5	100.00%	0.00%	8	9	88.89%	-0.633866	-1.385363
Nov-05									
Dec-05									

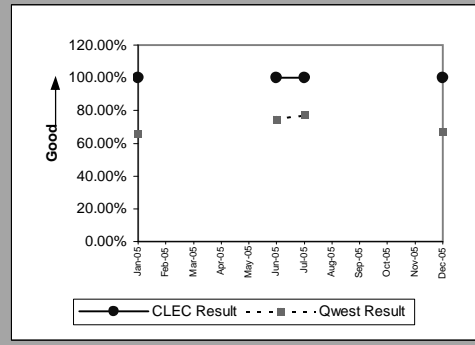


LIS Trunk(Parity)									
Date	CLEC Num	CLEC Denom	CLEC Result	CLEC Std Dev	Qwest Num	Qwest Denom	Qwest Result	Mod Z Scr	Parity Scr
Jan-05	3	3	100.00%	0.00%	16	21	76.19%	-0.905711	-1.550633
Feb-05	21	21	100.00%	0.00%	24	28	85.71%	-1.414214	-1.859781
Mar-05	14	14	100.00%	0.00%	34	38	89.47%	-1.097096	-1.666987
Apr-05	8	8	100.00%	0.00%	20	21	95.24%	-0.538196	-1.3272
May-05	13	13	100.00%	0.00%	8	10	80.00%	-1.188715	-1.722687
Jun-05	5	7	71.43%	45.18%	7	7	100.00%		-0.278026
Jul-05	6	6	100.00%	0.00%	22	24	91.67%	-0.660578	-1.401603
Aug-05	8	9	88.89%	31.43%	9	10	90.00%	0.080608	-1.009913
Sep-05	29	32	90.63%	29.15%	10	11	90.91%	0.028274	-1.100074
Oct-05	12	12	100.00%	0.00%	11	12	91.67%	-0.738549	-1.449006
Nov-05	16	18	88.89%	31.43%	14	16	87.50%	-0.122226	-1.074308
Dec-05	17	17	100.00%	0.00%	21	21	100.00%		

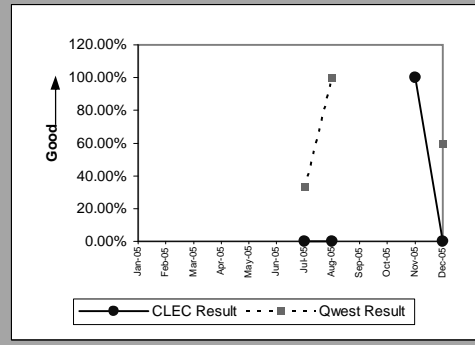


OP-3E - Installation Commitments Met (Percent) - Interval Zone Two

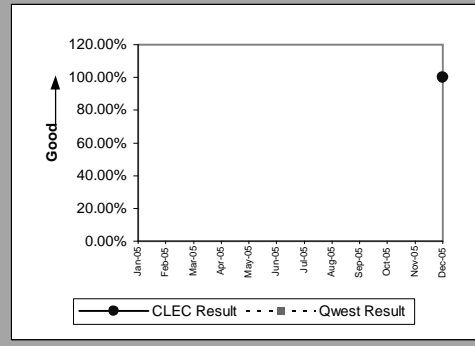
UDIT DS1 (Parity)									
Date	CLEC Num	CLEC Denom	CLEC Result	CLEC Std Dev	Qwest Num	Qwest Denom	Qwest Result	Mod Z Scr	Parity Scr
Jan-05	1	1	100.00%	0.00%	27	41	65.85%	-0.711458	-1.432536
Feb-05									
Mar-05									
Apr-05									
May-05									
Jun-05	1	1	100.00%	0.00%	35	47	74.47%	-0.579409	-1.352255
Jul-05	1	1	100.00%	0.00%	38	49	77.55%	-0.53262	-1.32381
Aug-05									
Sep-05									
Oct-05									
Nov-05									
Dec-05	1	1	100.00%	0.00%	37	55	67.27%	-0.69123	-1.420238



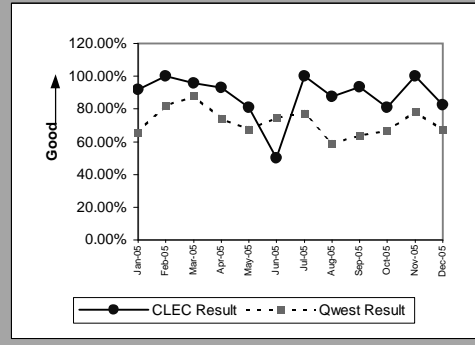
UDIT Above DS1 Level (Parity)									
Date	CLEC Num	CLEC Denom	CLEC Result	CLEC Std Dev	Qwest Num	Qwest Denom	Qwest Result	Mod Z Scr	Parity Scr
Jan-05									
Feb-05									
Mar-05									
Apr-05									
May-05									
Jun-05									
Jul-05	0	1	0.00%	0.00%	1	3	33.33%	0.612372	-0.89833
Aug-05	0	1	0.00%	0.00%	4	4	100.00%		-0.153559
Sep-05									
Oct-05									
Nov-05	2	2	100.00%	0.00%					
Dec-05	0	1	0.00%	0.00%	3	5	60.00%	1.118034	-0.589939



Dark Fiber - IOF (Diagnostic)									
Date	CLEC Num	CLEC Denom	CLEC Result	CLEC Std Dev	Qwest Num	Qwest Denom	Qwest Result	Mod Z Scr	Parity Scr
Jan-05									
Feb-05									
Mar-05									
Apr-05									
May-05									
Jun-05									
Jul-05									
Aug-05									
Sep-05									
Oct-05									
Nov-05									
Dec-05	1	1	100.00%	0.00%					

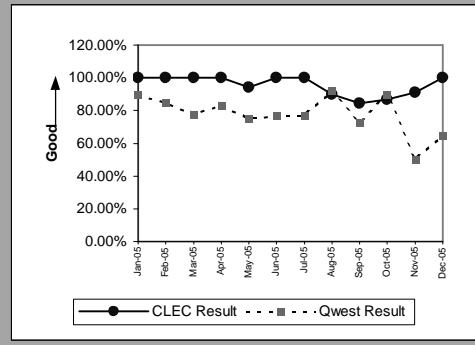


Unbundled Loop - DS1 Capable (Parity)									
Date	CLEC Num	CLEC Denom	CLEC Result	CLEC Std Dev	Qwest Num	Qwest Denom	Qwest Result	Mod Z Scr	Parity Scr
Jan-05	11	12	91.67%	27.64%	27	41	65.85%	-1.658522	-2.00831
Feb-05	15	15	100.00%	0.00%	46	56	82.14%	-1.603731	-1.974999
Mar-05	22	23	95.65%	20.39%	22	25	88.00%	-0.815016	-1.495495
Apr-05	13	14	92.86%	25.75%	23	31	74.19%	-1.324606	-1.805303
May-05	17	21	80.95%	39.27%	25	37	67.57%	-1.046526	-1.636242
Jun-05	2	4	50.00%	50.00%	35	47	74.47%	1.077375	-0.430775
Jul-05	11	11	100.00%	0.00%	38	49	77.55%	-1.612588	-1.980384
Aug-05	7	8	87.50%	33.07%	33	56	58.93%	-1.536555	-1.934159
Sep-05	14	15	93.33%	24.94%	23	36	63.89%	-1.994721	-2.212704
Oct-05	17	21	80.95%	39.27%	26	39	66.67%	-1.11963	-1.680687
Nov-05	10	10	100.00%	0.00%	39	50	78.00%	-1.53311	-1.932065
Dec-05	14	17	82.35%	38.12%	37	55	67.27%	-1.158171	-1.704118

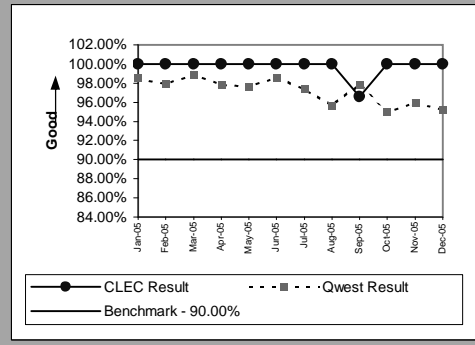


OP-3E - Installation Commitments Met (Percent) - Interval Zone Two

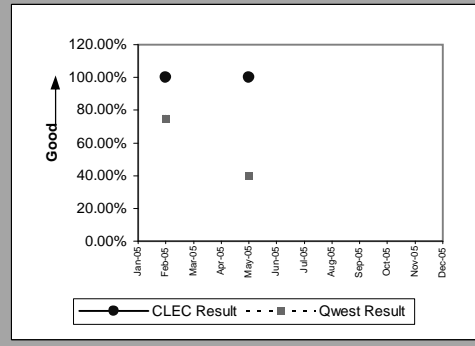
Unbundled Loop - ISDN Capable(Parity)									
Date	CLEC Num	CLEC Denom	CLEC Result	CLEC Std Dev	Qwest Num	Qwest Denom	Qwest Result	Mod Z Scr	Parity Scr
Jan-05	11	11	100.00%	0.00%	17	19	89.47%	-0.905322	-1.550397
Feb-05	7	7	100.00%	0.00%	17	20	85.00%	-0.956573	-1.581555
Mar-05	8	8	100.00%	0.00%	14	18	77.78%	-1.257942	-1.764774
Apr-05	3	3	100.00%	0.00%	10	12	83.33%	-0.69282	-1.421205
May-05	16	17	94.12%	23.53%	15	20	75.00%	-1.338358	-1.813664
Jun-05	19	19	100.00%	0.00%	13	17	76.47%	-1.661531	-2.010139
Jul-05	15	15	100.00%	0.00%	10	13	76.92%	-1.445436	-1.878763
Aug-05	9	10	90.00%	30.00%	11	12	91.67%	0.140836	-0.97393
Sep-05	11	13	84.62%	36.08%	8	11	72.73%	-0.651572	-1.396128
Oct-05	13	15	86.67%	33.99%	9	10	90.00%	0.272166	-0.957235
Nov-05	10	11	90.91%	28.75%	5	10	50.00%	-1.872563	-2.138438
Dec-05	7	7	100.00%	0.00%	11	17	64.71%	-1.64455	-1.999816



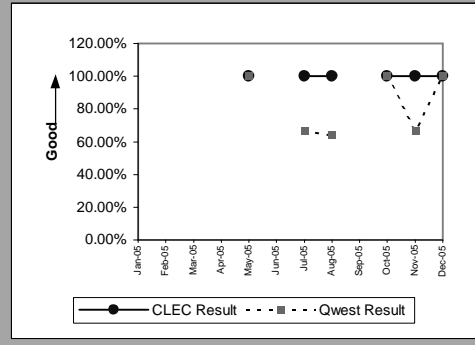
Unbundled Loop - ADSL Qualified(Parity)									
Date	CLEC Num	CLEC Denom	CLEC Result	CLEC Std Dev	Qwest Num	Qwest Denom	Qwest Result	Mod Z Scr	Parity Scr
Jan-05	42	42	100.00%	0.00%	406	406	98.52%	-0.755604	-0.333333
Feb-05	9	9	100.00%	0.00%	327	334	97.90%	-0.433134	-0.333333
Mar-05	14	14	100.00%	0.00%	361	365	98.90%	-0.386516	-0.333333
Apr-05	17	17	100.00%	0.00%	363	371	97.84%	-0.598532	-0.333333
May-05	6	6	100.00%	0.00%	459	470	97.66%	-0.3768	-1.229078
Jun-05	16	16	100.00%	0.00%	497	504	98.61%	-0.467352	-1.28413
Jul-05	11	11	100.00%	0.00%	587	603	97.35%	-0.54264	-1.329902
Aug-05	8	8	100.00%	0.00%	750	784	95.66%	-0.599169	-1.364269
Sep-05	28	29	96.55%	18.25%	898	918	97.82%	0.461117	-0.7085
Oct-05	15	15	100.00%	0.00%	1065	1121	95.00%	-0.882223	-1.536354
Nov-05	16	16	100.00%	0.00%	926	965	95.96%	-0.814172	-1.494981
Dec-05	7	7	100.00%	0.00%	961	1009	95.24%	-0.58926	-1.358244



Unbundled Loop - DS3 Capable(Parity)									
Date	CLEC Num	CLEC Denom	CLEC Result	CLEC Std Dev	Qwest Num	Qwest Denom	Qwest Result	Mod Z Scr	Parity Scr
Jan-05									
Feb-05	1	1	100.00%	0.00%	6	8	75.00%	-0.544331	-1.33093
Mar-05									
Apr-05									
May-05	1	1	100.00%	0.00%	2	5	40.00%	-1.118034	-1.679716
Jun-05									
Jul-05									
Aug-05									
Sep-05									
Oct-05									
Nov-05									
Dec-05									

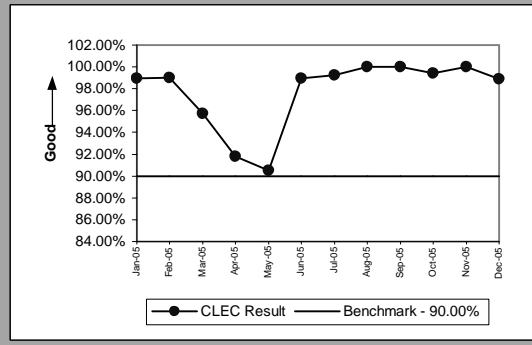


E911(Parity)									
Date	CLEC Num	CLEC Denom	CLEC Result	CLEC Std Dev	Qwest Num	Qwest Denom	Qwest Result	Mod Z Scr	Parity Scr
Jan-05									
Feb-05									
Mar-05									
Apr-05									
May-05	6	6	100.00%	0.00%	61	61	100.00%		
Jun-05									
Jul-05	1	1	100.00%	0.00%	4	6	66.67%	-0.654654	-1.398001
Aug-05	2	2	100.00%	0.00%	9	14	64.29%	-0.986013	-1.599454
Sep-05									
Oct-05	1	1	100.00%	0.00%	2	2	100.00%		
Nov-05	2	2	100.00%	0.00%	2	3	66.67%	-0.774597	-1.470921
Dec-05	2	2	100.00%	0.00%	14	14	100.00%		

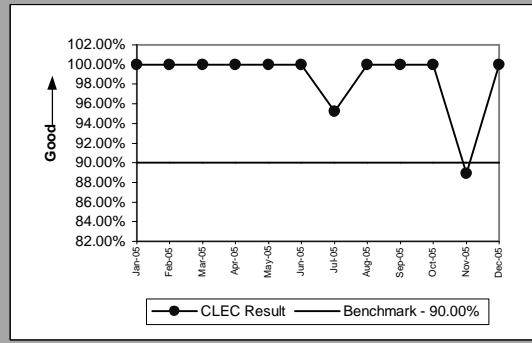


OP-3E - Installation Commitments Met (Percent) - Interval Zone Two

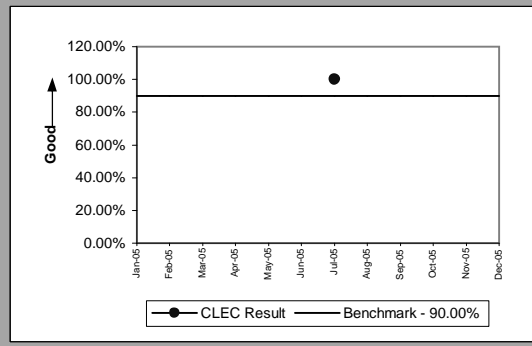
Unbundled Loop Analog(Benchmark)					
Date	Num	Denom	CLEC Result	Standard Dev	
Jan-05	97	98	98.98%	10.05%	
Feb-05	99	100	99.00%	9.95%	
Mar-05	45	47	95.74%	20.18%	
Apr-05	56	61	91.80%	27.43%	
May-05	38	42	90.48%	29.35%	
Jun-05	674	681	98.97%	10.09%	
Jul-05	641	646	99.23%	8.76%	
Aug-05	616	616	100.00%	0.00%	
Sep-05	210	210	100.00%	0.00%	
Oct-05	172	173	99.42%	7.58%	
Nov-05	246	246	100.00%	0.00%	
Dec-05	175	177	98.87%	10.57%	



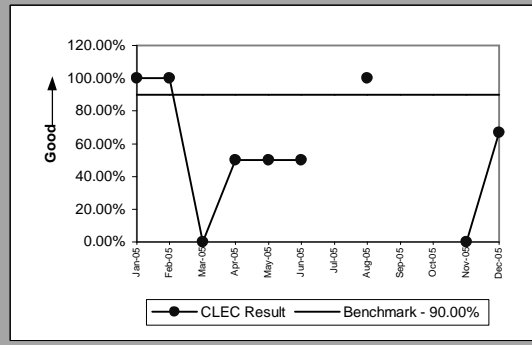
Unbundled Loop - 2 Wire Non-Loaded(Benchmark)					
Date	Num	Denom	CLEC Result	Standard Dev	
Jan-05	13	13	100.00%	0.00%	
Feb-05	17	17	100.00%	0.00%	
Mar-05	26	26	100.00%	0.00%	
Apr-05	12	12	100.00%	0.00%	
May-05	26	26	100.00%	0.00%	
Jun-05	21	21	100.00%	0.00%	
Jul-05	20	21	95.24%	21.30%	
Aug-05	24	24	100.00%	0.00%	
Sep-05	14	14	100.00%	0.00%	
Oct-05	16	16	100.00%	0.00%	
Nov-05	8	9	88.89%	31.43%	
Dec-05	17	17	100.00%	0.00%	



Unbundled Loop - XDSL(Benchmark)					
Date	Num	Denom	CLEC Result	Standard Dev	
Jan-05					
Feb-05					
Mar-05					
Apr-05					
May-05					
Jun-05					
Jul-05	1	1	100.00%	0.00%	
Aug-05					
Sep-05					
Oct-05					
Nov-05					
Dec-05					

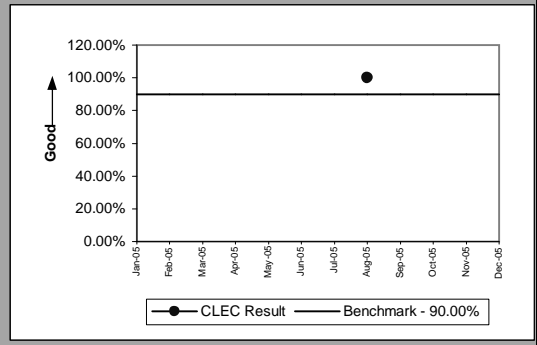


Unbundled Loop Conditioned(Benchmark)					
Date	Num	Denom	CLEC Result	Standard Dev	
Jan-05	4	4	100.00%	0.00%	
Feb-05	2	2	100.00%	0.00%	
Mar-05	0	1	0.00%	0.00%	
Apr-05	1	2	50.00%	50.00%	
May-05	1	2	50.00%	50.00%	
Jun-05	1	2	50.00%	50.00%	
Jul-05					
Aug-05	1	1	100.00%	0.00%	
Sep-05					
Oct-05					
Nov-05	0	1	0.00%	0.00%	
Dec-05	2	3	66.67%	47.14%	



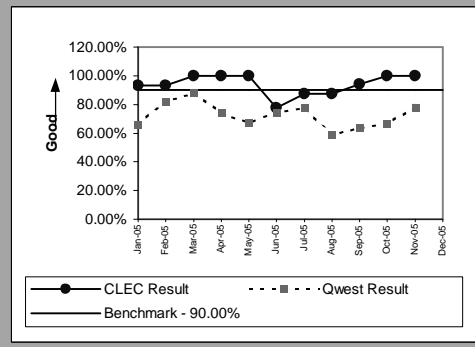
OP-3E - Installation Commitments Met (Percent) - Interval Zone Two

Enhanced Extended Loops - DS0 Capable(Benchmark)				
Date	Num	Denom	CLEC Result	Standard Dev
Jan-05				
Feb-05				
Mar-05				
Apr-05				
May-05				
Jun-05				
Jul-05				
Aug-05	1	1	100.00%	0.00%
Sep-05				
Oct-05				
Nov-05				
Dec-05				



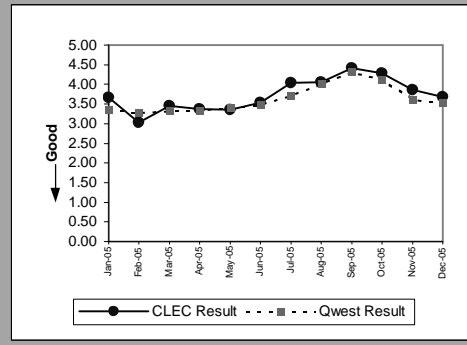
OP-3E - Installation Commitments Met (Percent) - Interval Zone Two

Enhanced Extended Loops - DS1 Capable(Parity)									
Date	CLEC Num	CLEC Denom	CLEC Result	CLEC Std Dev	Qwest Num	Qwest Denom	Qwest Result	Mod Z Scr	Parity Scr
Jan-05	14	15	93.33%	24.94%	27	41	65.85%	-1.920406	-2.167524
Feb-05	14	15	93.33%	24.94%	46	56	82.14%	-1.005005	-1.611
Mar-05	10	10	100.00%	0.00%	22	25	88.00%	-0.986928	-0.333333
Apr-05	6	6	100.00%	0.00%	23	31	74.19%	-1.32232	-1.803914
May-05	13	13	100.00%	0.00%	25	37	67.57%	-2.14886	-2.306414
Jun-05	7	9	77.78%	41.57%	35	47	74.47%	-0.208611	-1.126826
Jul-05	7	8	87.50%	33.07%	38	49	77.55%	-0.625305	-1.380159
Aug-05	7	8	87.50%	33.07%	33	56	58.93%	-1.536555	-1.934159
Sep-05	16	17	94.12%	23.53%	23	36	63.89%	-2.138577	-2.300163
Oct-05	8	8	100.00%	0.00%	26	39	66.67%	-1.821853	-2.107608
Nov-05	6	6	100.00%	0.00%	39	50	78.00%	-1.229223	-1.747314
Dec-05									

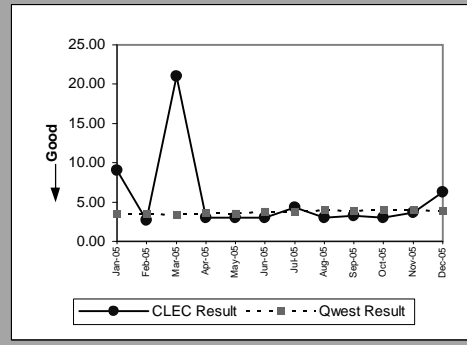


OP-4A - Installation Interval (Average Days) - Dispatches within MSAs

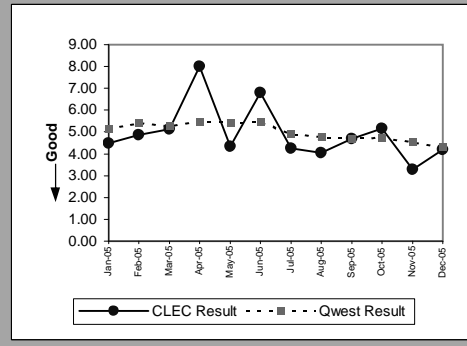
Residence(Parity)									
Date	CLEC Num	CLEC Denom	CLEC Result	CLEC Std Dev	Qwest Num	Qwest Denom	Qwest Result	Mod Z Scr	Parity Scr
Jan-05	1273	347	3.67	1.11	16962	5057	3.35	2.570822	0.562949
Feb-05	525	173	3.03	0.36	16196	4933	3.28	-1.216389	-1.739512
Mar-05	1785	517	3.45	0.92	19530	5871	3.33	1.351748	-0.178196
Apr-05	1373	407	3.37	1.17	16806	5031	3.34	0.337881	-0.794583
May-05	1440	429	3.36	1.53	17952	5273	3.40	-0.443838	-1.269834
Jun-05	1768	499	3.54	0.97	19975	5734	3.48	0.65218	-0.603503
Jul-05	1753	434	4.04	1.27	19522	5251	3.72	2.742158	0.667114
Aug-05	2024	499	4.06	1.61	23112	5785	4	0.57576	-0.649963
Sep-05	1920	435	4.41	1.21	24853	5765	4.31	0.85673	-0.479145
Oct-05	2007	469	4.28	1.48	22307	5410	4.12	1.281445	-0.220937
Nov-05	1388	360	3.86	1.26	17590	4857	3.62	1.704878	0.036492
Dec-05	1237	336	3.68	1.33	16163	4585	3.53	1.114614	-0.322363



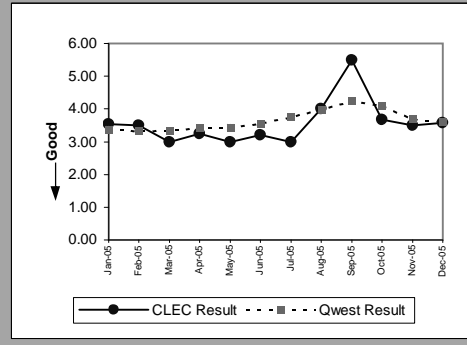
Business(Parity)									
Date	CLEC Num	CLEC Denom	CLEC Result	CLEC Std Dev	Qwest Num	Qwest Denom	Qwest Result	Mod Z Scr	Parity Scr
Jan-05	18	2	9	8.49	4653	1327	3.51	2.490748	0.101563
Feb-05	16	6	2.67	0.82	4919	1410	3.49	-0.531133	-1.322906
Mar-05	21	1	21	0.00	5583	1616	3.45	5.026247	0.565993
Apr-05	15	5	3	0.00	5457	1480	3.69	-0.377442	-1.229469
May-05	12	4	3	0.00	5333	1504	3.55	-0.351554	-1.213729
Jun-05	18	6	3	0.00	6101	1610	3.79	-0.440015	-1.26751
Jul-05	13	3	4.33	1.53	5079	1315	3.86	0.229609	-0.481786
Aug-05	3	1	3	0.00	6348	1599	3.97	-0.233687	-1.142072
Sep-05	26	8	3.25	0.71	5856	1486	3.94	-0.546102	-1.332006
Oct-05	6	2	3	0.00	6240	1529	4.08	-0.426284	-1.259162
Nov-05	11	3	3.67	0.58	5191	1313	3.95	-0.126269	-1.076766
Dec-05	25	4	6.25	5.85	4669	1184	3.94	1.144442	-0.184879



Qwest DSL(Parity)									
Date	CLEC Num	CLEC Denom	CLEC Result	CLEC Std Dev	Qwest Num	Qwest Denom	Qwest Result	Mod Z Scr	Parity Scr
Jan-05	45	10	4.50	1.65	12396	2411	5.14	-1.142673	-1.694696
Feb-05	34	7	4.86	0.38	13058	2409	5.42	-0.794665	-1.483122
Mar-05	41	8	5.13	1.96	11966	2261	5.29	-0.182821	-1.111147
Apr-05	24	3	8	6.08	12807	2339	5.48	1.429732	0.117682
May-05	26	6	4.33	2.16	14868	2737	5.43	-1.001274	-1.608732
Jun-05	34	5	6.80	3.03	16362	2994	5.46	1.307833	-0.224324
Jul-05	51	12	4.25	1.14	18585	3766	4.93	-0.776846	-1.472289
Aug-05	77	19	4.05	1.43	26070	5455	4.78	-1.082737	-1.658257
Sep-05	75	16	4.69	2.44	28127	5979	4.70	-0.024831	-1.015096
Oct-05	134	26	5.15	5.88	25751	5436	4.74	0.788446	-0.422307
Nov-05	85	26	3.27	1.19	22430	4943	4.54	-1.753895	-2.066292
Dec-05	117	28	4.18	2.39	22688	5278	4.30	-0.230986	-1.140429

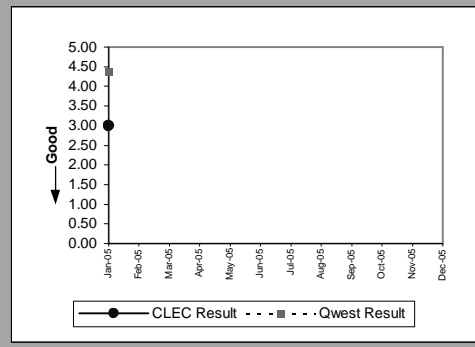


UNE - P (POTS)(Parity)									
Date	CLEC Num	CLEC Denom	CLEC Result	CLEC Std Dev	Qwest Num	Qwest Denom	Qwest Result	Mod Z Scr	Parity Scr
Jan-05	67	19	3.53	0.96	21615	6384	3.39	0.252425	-0.59185
Feb-05	7	2	3.50	0.71	21115	6343	3.33	0.082458	-0.586105
Mar-05	15	5	3	0.00	25113	7487	3.35	-0.326752	-1.198651
Apr-05	13	4	3.25	0.50	22263	6511	3.42	-0.132308	-1.080438
May-05	18	6	3	0.89	23285	6777	3.44	-0.445933	-1.271108
Jun-05	16	5	3.20	0.84	26076	7344	3.55	-0.291843	-1.177428
Jul-05	3	1	3	0.00	24601	6566	3.75	-0.283679	-1.172464
Aug-05	12	3	4	0.00	29460	7384	3.99	0.006398	-0.892772
Sep-05	11	2	5.50	0.71	30709	7251	4.24	0.663869	-0.329386
Oct-05	11	3	3.67	0.58	28547	6939	4.11	-0.277042	-1.16843
Nov-05	14	4	3.50	0.58	22781	6170	3.69	-0.133613	-1.081231
Dec-05	43	12	3.58	1.31	20832	5769	3.61	-0.033371	-1.020288



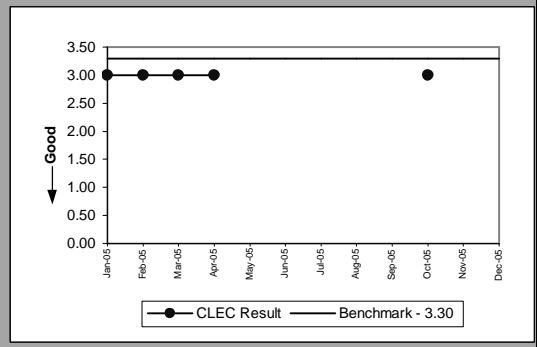
OP-4A - Installation Interval (Average Days) - Dispatches within MSAs

UNE P (Centrex)(Parity)									
Date	CLEC Num	CLEC Denom	CLEC Result	CLEC Std Dev	Qwest Num	Qwest Denom	Qwest Result	Mod Z Scr	Parity Scr
Jan-05	3	1	3	0.00	915	210	4.36	-0.339181	-1.206207
Feb-05									
Mar-05									
Apr-05									
May-05									
Jun-05									
Jul-05									
Aug-05									
Sep-05									
Oct-05									
Nov-05									
Dec-05									



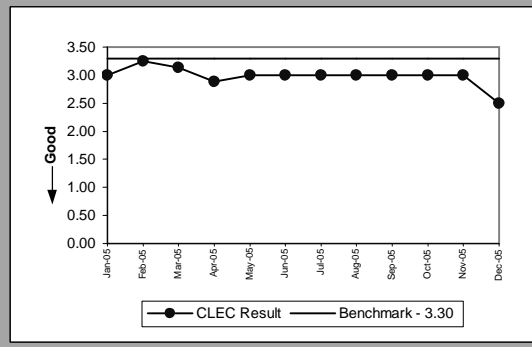
OP-4A - Installation Interval (Average Days) - Dispatches within MSAs

Line Sharing(Benchmark)					
Date	Numerator	Denominator	CLEC Result	Standard Dev	
Jan-05	21	7	3	0.00	
Feb-05	27	9	3	0.00	
Mar-05	12	4	3	0.00	
Apr-05	3	1	3	0.00	
May-05					
Jun-05					
Jul-05					
Aug-05					
Sep-05					
Oct-05	3	1	3	0.00	
Nov-05					
Dec-05					



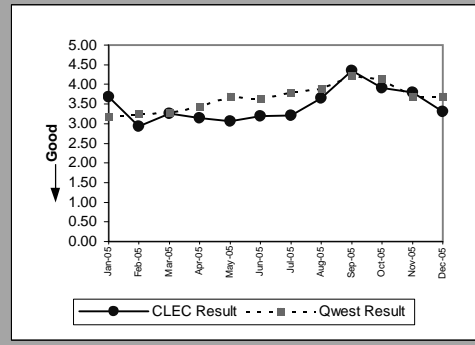
OP-4A - Installation Interval (Average Days) - Dispatches within MSAs

Line Splitting						
Date	Numerator	Denominator	CLEC Result	Standard Dev		
Jan-05	18	6	3	0.00		
Feb-05	13	4	3.25	0.50		
Mar-05	25	8	3.13	0.35		
Apr-05	26	9	2.89	0.33		
May-05	21	7	3	0.00		
Jun-05	12	4	3	0.00		
Jul-05	15	5	3	0.00		
Aug-05	3	1	3	0.00		
Sep-05	3	1	3	0.00		
Oct-05	9	3	3	0.00		
Nov-05	6	2	3	0.00		
Dec-05	5	2	2.50	0.71		

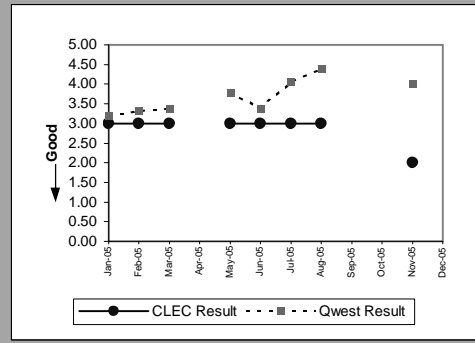


OP-4B - Installation Interval (Average Days) - Dispatches outside MSAs

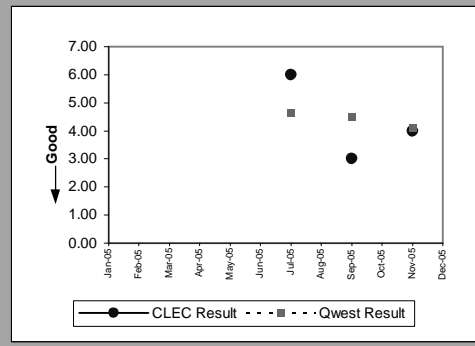
Residence(Parity)									
Date	CLEC Num	CLEC Denom	CLEC Result	CLEC Std Dev	Qwest Num	Qwest Denom	Qwest Result	Mod Z Scr	Parity Scr
Jan-05	103	28	3.68	2.44	2746	865	3.17	1.282568	-0.206808
Feb-05	44	15	2.93	0.26	2812	865	3.25	-0.551794	-1.335467
Mar-05	176	54	3.26	1.01	3388	1033	3.28	-0.071004	-1.043167
Apr-05	145	46	3.15	0.73	3250	947	3.43	-0.645932	-1.392699
May-05	138	45	3.07	0.39	3236	877	3.69	-1.304923	-1.793337
Jun-05	115	36	3.19	0.82	3910	1073	3.64	-1.094944	-1.665679
Jul-05	151	47	3.21	0.75	3659	964	3.80	-0.765084	-1.465138
Aug-05	175	48	3.65	2.10	3641	934	3.90	-0.627365	-1.381411
Sep-05	283	65	4.35	2.40	4394	1042	4.22	0.267343	-0.691632
Oct-05	219	56	3.91	1.92	3987	964	4.14	-0.535763	-1.325721
Nov-05	156	41	3.80	2.14	2958	802	3.69	0.216813	-0.742588
Dec-05	99	30	3.30	1.70	2789	755	3.69	-0.546207	-1.33207



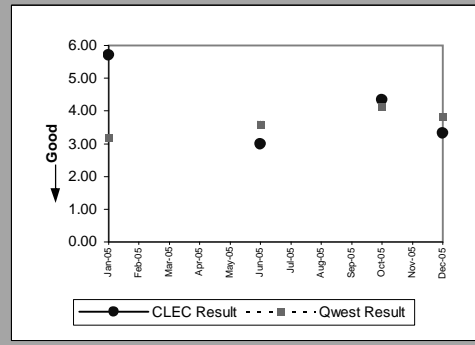
Business(Parity)									
Date	CLEC Num	CLEC Denom	CLEC Result	CLEC Std Dev	Qwest Num	Qwest Denom	Qwest Result	Mod Z Scr	Parity Scr
Jan-05	3	1	3	0.00	613	191	3.21	-0.109958	-1.06685
Feb-05	3	1	3	0.00	639	192	3.33	-0.153669	-1.093424
Mar-05	3	1	3	0.00	730	216	3.38	-0.119471	-1.072633
Apr-05									
May-05	3	1	3	0.00	797	210	3.80	-0.233428	-1.141914
Jun-05	3	1	3	0.00	751	222	3.38	-0.261835	-1.159184
Jul-05	3	1	3	0.00	796	196	4.06	-0.172848	-1.105084
Aug-05	3	1	3	0.00	988	225	4.39	-0.208414	-1.126707
Sep-05									
Oct-05									
Nov-05	2	1	2	0.00	686	171	4.01	-0.705555	-1.428947
Dec-05									



Qwest DSL(Parity)									
Date	CLEC Num	CLEC Denom	CLEC Result	CLEC Std Dev	Qwest Num	Qwest Denom	Qwest Result	Mod Z Scr	Parity Scr
Jan-05									
Feb-05									
Mar-05									
Apr-05									
May-05									
Jun-05									
Jul-05	6	1	6	0.00	2378	510	4.66	0.648818	-0.364655
Aug-05									
Sep-05	3	1	3	0.00	3762	835	4.51	-0.653469	-1.397281
Oct-05									
Nov-05	4	1	4	0.00	3340	808	4.13	-0.053625	-1.032602
Dec-05									

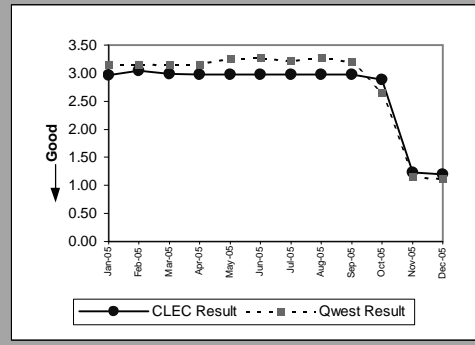


UNE - P (POTS)(Parity)									
Date	CLEC Num	CLEC Denom	CLEC Result	CLEC Std Dev	Qwest Num	Qwest Denom	Qwest Result	Mod Z Scr	Parity Scr
Jan-05	40	7	5.71	5.06	3359	1056	3.18	3.307408	0.202155
Feb-05									
Mar-05									
Apr-05									
May-05									
Jun-05	6	2	3	0.00	4661	1295	3.60	-0.370016	-1.224954
Jul-05									
Aug-05									
Sep-05									
Oct-05	13	3	4.33	2.31	4754	1150	4.13	0.112115	-0.703703
Nov-05									
Dec-05	10	3	3.33	0.58	3521	921	3.82	-0.208284	-1.126628

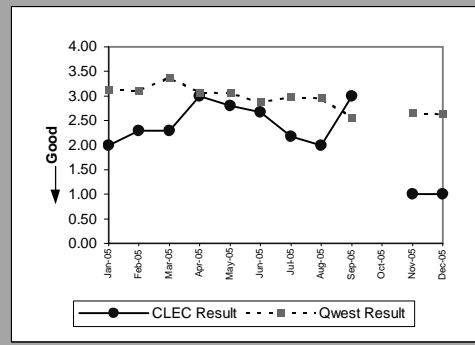


OP-4C - Installation Interval (Average Days) - No dispatches

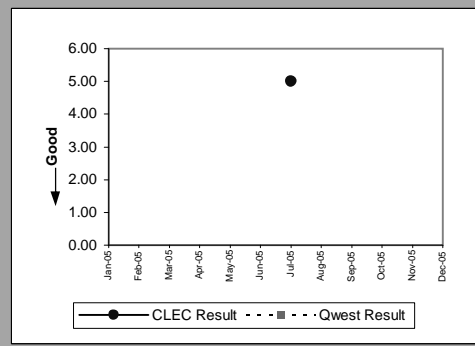
Residence(Parity)									
Date	CLEC Num	CLEC Denom	CLEC Result	CLEC Std Dev	Qwest Num	Qwest Denom	Qwest Result	Mod Z Scr	Parity Scr
Jan-05	1325	448	2.96	0.40	45734	14456	3.16	-3.573891	-3.172772
Feb-05	1291	424	3.04	0.50	44480	14058	3.16	-2.02821	-2.233064
Mar-05	1956	655	2.99	0.38	50045	15875	3.15	-3.756961	-3.28407
Apr-05	1559	525	2.97	0.34	46501	14715	3.16	-3.841486	-3.335458
May-05	2236	754	2.97	0.34	46624	14312	3.26	-6.691177	-5.067947
Jun-05	2137	718	2.98	0.34	53679	16402	3.27	-6.557318	-4.986566
Jul-05	2145	721	2.98	0.43	47996	14898	3.22	-6.14936	-4.738546
Aug-05	2660	897	2.97	0.43	51626	15764	3.27	-8.61127	-6.235281
Sep-05	2907	980	2.97	0.37	51495	16077	3.20	-6.240079	-4.793699
Oct-05	1623	563	2.88	0.59	35382	13323	2.66	3.3065	1.010209
Nov-05	156	127	1.23	1.07	10948	9537	1.15	1.015143	-0.382837
Dec-05	172	143	1.20	0.79	9003	8026	1.12	1.362401	-0.171719



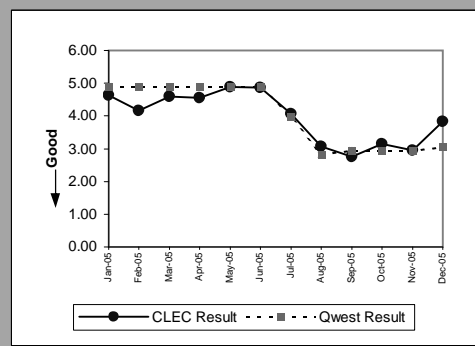
Business(Parity)									
Date	CLEC Num	CLEC Denom	CLEC Result	CLEC Std Dev	Qwest Num	Qwest Denom	Qwest Result	Mod Z Scr	Parity Scr
Jan-05	6	3	2	1.73	1230	393	3.13	-0.995755	-1.605376
Feb-05	16	7	2.29	0.76	1290	413	3.12	-1.092811	-1.664382
Mar-05	16	7	2.29	1.11	1958	580	3.38	-1.101568	-1.669706
Apr-05	21	7	3	0.00	1514	493	3.07	-0.116524	-1.070842
May-05	14	5	2.80	0.45	1445	472	3.06	-0.424665	-1.258178
Jun-05	8	3	2.67	0.58	1578	547	2.88	-0.220426	-1.134009
Jul-05	13	6	2.17	1.17	1274	427	2.98	-1.180613	-1.717762
Aug-05	2	1	2	0.00	1405	474	2.96	-0.3396	-1.206462
Sep-05	15	5	3	0.00	1371	537	2.55	0.655929	-0.77719
Oct-05									
Nov-05	1	1	1	0.00	1116	420	2.66	-0.771883	-1.469272
Dec-05	1	1	1	0.00	1080	410	2.63	-0.924374	-1.56198



PBX(Parity)									
Date	CLEC Num	CLEC Denom	CLEC Result	CLEC Std Dev	Qwest Num	Qwest Denom	Qwest Result	Mod Z Scr	Parity Scr
Jan-05									
Feb-05									
Mar-05									
Apr-05									
May-05									
Jun-05									
Jul-05	5	1	5	0.00					
Aug-05									
Sep-05									
Oct-05									
Nov-05									
Dec-05									

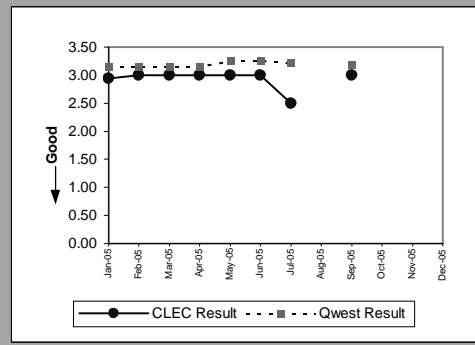


Qwest DSL(Parity)									
Date	CLEC Num	CLEC Denom	CLEC Result	CLEC Std Dev	Qwest Num	Qwest Denom	Qwest Result	Mod Z Scr	Parity Scr
Jan-05	139	30	4.63	0.81	36732	7474	4.91	-2.011849	-2.223117
Feb-05	79	19	4.16	1.21	29829	6105	4.89	-3.488426	-3.120813
Mar-05	207	45	4.60	0.91	32677	6679	4.89	-2.577258	-2.566861
Apr-05	173	38	4.55	1.25	28780	5893	4.88	-2.793658	-2.698424
May-05	220	45	4.89	0.38	30951	6311	4.90	-0.154745	-1.094078
Jun-05	170	35	4.86	0.69	31926	6499	4.91	-0.417306	-1.253704
Jul-05	114	28	4.07	1.70	22054	5573	3.96	0.473703	-0.59185
Aug-05	43	14	3.07	0.27	14075	5014	2.81	1.141063	0.101563
Sep-05	58	21	2.76	0.44	15474	5232	2.96	-1.811142	-2.101265
Oct-05	82	26	3.15	1.16	13268	4487	2.96	1.873243	0.134627
Nov-05	133	45	2.96	0.30	12185	4124	2.95	0.011917	-1.143033
Dec-05	69	18	3.83	1.86	12637	4156	3.04	2.880254	-0.005848



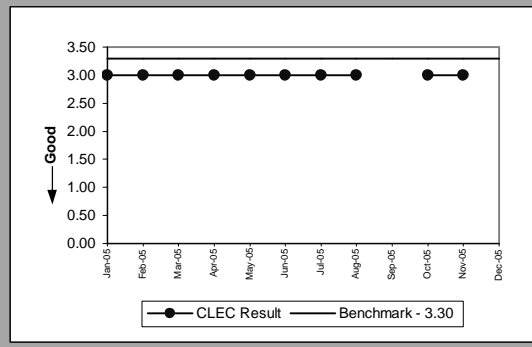
OP-4C - Installation Interval (Average Days) - No dispatches

UNE - P (POTS)(Parity)									
Date	CLEC Num	CLEC Denom	CLEC Result	CLEC Std Dev	Qwest Num	Qwest Denom	Qwest Result	Mod Z Scr	Parity Scr
Jan-05	153	52	2.94	0.37	46964	14849	3.16	-1.292442	-1.785749
Feb-05	69	23	3	0.00	45770	14471	3.16	-0.637961	-1.387853
Mar-05	12	4	3	0.00	52003	16455	3.16	-0.268334	-1.163135
Apr-05	15	5	3	0.00	48015	15208	3.16	-0.309428	-1.188119
May-05	3	1	3	0.00	48069	14784	3.25	-0.213786	-1.129973
Jun-05	12	4	3	0.00	55257	16949	3.26	-0.430793	-1.261903
Jul-05	5	2	2.50	0.71	49270	15325	3.22	-0.940626	-1.57186
Aug-05									
Sep-05	9	3	3	0.00	52866	16614	3.18	-0.268979	-1.163528
Oct-05									
Nov-05									
Dec-05									



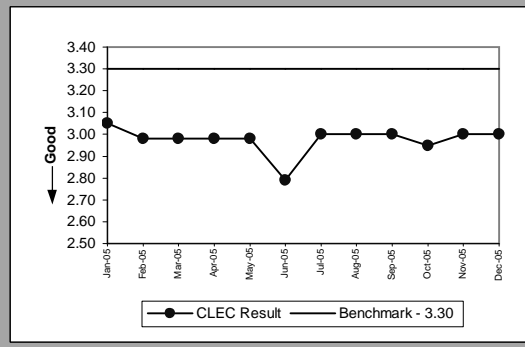
OP-4C - Installation Interval (Average Days) - No dispatches

Line Sharing(Benchmark)						
Date	Numerator	Denominator	CLEC Result	Standard Dev		
Jan-05	9	3	3	3	0.00	
Feb-05	12	4	3	3	0.00	
Mar-05	6	2	3	3	0.00	
Apr-05	6	2	3	3	0.00	
May-05	3	1	3	3	0.00	
Jun-05	12	4	3	3	0.00	
Jul-05	3	1	3	3	0.00	
Aug-05	6	2	3	3	0.00	
Sep-05						
Oct-05	3	1	3	3	0.00	
Nov-05	3	1	3	3	0.00	
Dec-05						



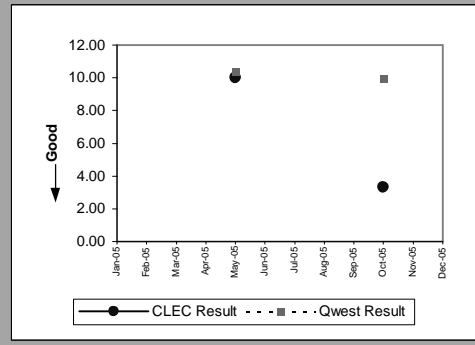
OP-4C - Installation Interval (Average Days) - No dispatches

Line Splitting						
Date	Numerator	Denominator	CLEC Result	Standard Dev		
Jan-05	125	41	3.05	0.84		
Feb-05	134	45	2.98	0.15		
Mar-05	167	56	2.98	0.13		
Apr-05	122	41	2.98	0.16		
May-05	122	41	2.98	0.16		
Jun-05	81	29	2.79	0.62		
Jul-05	90	30	3	0.00		
Aug-05	69	23	3	0.00		
Sep-05	54	18	3	0.00		
Oct-05	65	22	2.95	0.21		
Nov-05	78	26	3	0.00		
Dec-05	33	11	3	0.00		

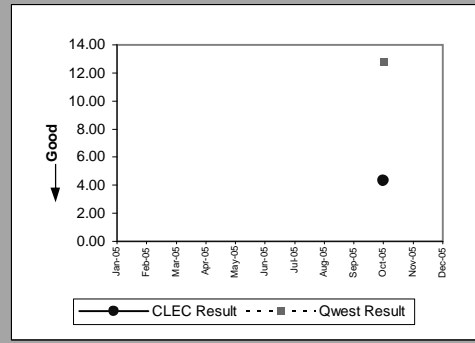


OP-4D - Installation Interval (Average Days) - Interval Zone One

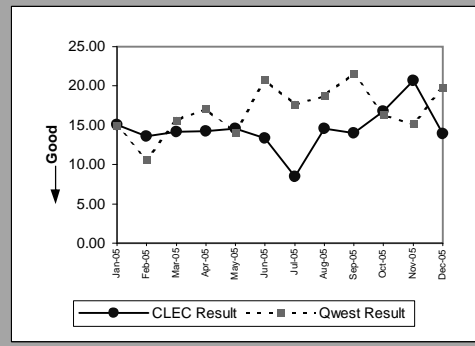
DS1(Parity)									
Date	CLEC Num	CLEC Denom	CLEC Result	CLEC Std Dev	Qwest Num	Qwest Denom	Qwest Result	Mod Z Scr	Parity Scr
Jan-05									
Feb-05									
Mar-05									
Apr-05									
May-05	10	1	10	0.00	548	53	10.34	-0.04166	-1.025327
Jun-05									
Jul-05									
Aug-05									
Sep-05									
Oct-05	10	3	3.33	0.58	1054	106	9.94	-2.101166	-2.277418
Nov-05									
Dec-05									



PBX(Parity)									
Date	CLEC Num	CLEC Denom	CLEC Result	CLEC Std Dev	Qwest Num	Qwest Denom	Qwest Result	Mod Z Scr	Parity Scr
Jan-05									
Feb-05									
Mar-05									
Apr-05									
May-05									
Jun-05									
Jul-05									
Aug-05									
Sep-05									
Oct-05	13	3	4.33	1.53	268	21	12.76	-0.652732	-1.396833
Nov-05									
Dec-05									

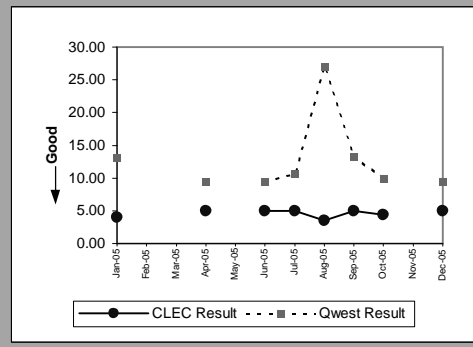


LIS Trunk(Parity)									
Date	CLEC Num	CLEC Denom	CLEC Result	CLEC Std Dev	Qwest Num	Qwest Denom	Qwest Result	Mod Z Scr	Parity Scr
Jan-05	166	11	15.09	7.38	90	6	15	0.017141	-1.149308
Feb-05	272	20	13.60	5.24	53	5	10.60	2.300895	0.181341
Mar-05	213	15	14.20	9.55	250	16	15.63	-0.470389	-1.285976
Apr-05	100	7	14.29	7.59	342	20	17.10	-1.031189	-1.626918
May-05	189	13	14.54	10.44	42	3	14	0.134615	-0.982349
Jun-05	428	32	13.38	5.67	166	8	20.75	-3.884318	-3.361498
Jul-05	68	8	8.50	4.04	230	13	17.69	-4.585989	-3.788083
Aug-05	131	9	14.56	5.92	487	26	18.73	-1.182109	-1.718671
Sep-05	42	3	14	9.64	280	13	21.54	-1.803172	-2.096251
Oct-05	235	14	16.79	4.10	245	15	16.33	0.120818	-0.878812
Nov-05	269	13	20.69	6.60	227	15	15.13	2.752333	0.749798
Dec-05	223	16	13.94	6.69	316	16	19.75	-2.641591	-2.605973

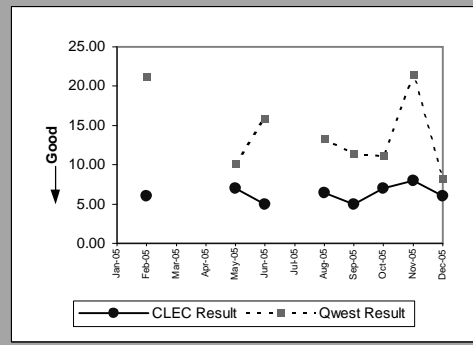


OP-4D - Installation Interval (Average Days) - Interval Zone One

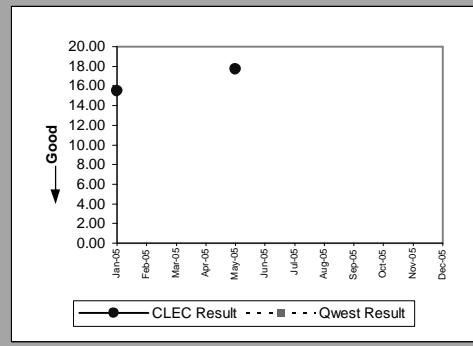
UDIT DS1(Parity)									
Date	CLEC Num	CLEC Denom	CLEC Result	CLEC Std Dev	Qwest Num	Qwest Denom	Qwest Result	Mod Z Scr	Parity Scr
Jan-05	4	1	4	0.00	643	49	13.12	-1.093924	-1.665059
Feb-05									
Mar-05									
Apr-05	5	1	5	0.00	526	56	9.39	-1.110618	-1.675208
May-05									
Jun-05	10	2	5	0.00	886	94	9.43	-0.882411	-1.536468
Jul-05	5	1	5	0.00	792	74	10.70	-0.657551	-1.399763
Aug-05	7	2	3.50	0.71	1891	70	27.01	-1.379625	-1.838753
Sep-05	25	5	5	0.00	970	73	13.29	-1.206007	-1.7332
Oct-05	22	5	4.40	0.89	1054	106	9.94	-2.254274	-2.370501
Nov-05									
Dec-05	5	1	5	0.00	494	52	9.50	-0.90948	-1.552925



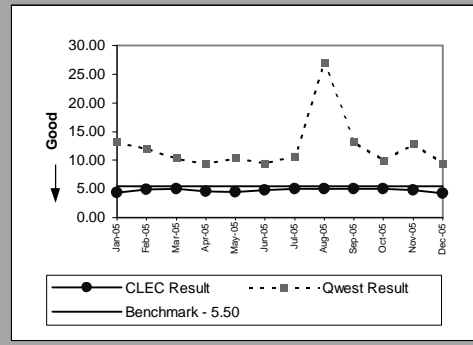
UDIT Above DS1 Level(Parity)									
Date	CLEC Num	CLEC Denom	CLEC Result	CLEC Std Dev	Qwest Num	Qwest Denom	Qwest Result	Mod Z Scr	Parity Scr
Jan-05									
Feb-05	12	2	6	1.41	487	23	21.17	-1.235763	-1.751291
Mar-05									
Apr-05									
May-05	7	1	7	0.00	101	10	10.10	-0.407757	-1.247899
Jun-05	10	2	5	0.00	635	40	15.88	-1.808417	-2.09944
Jul-05									
Aug-05	97	15	6.47	0.64	347	26	13.35	-2.286952	-2.390368
Sep-05	5	1	5	0.00	114	10	11.40	-0.986446	-1.599717
Oct-05	7	1	7	0.00	167	15	11.13	-0.424606	-1.258142
Nov-05	8	1	8	0.00	236	11	21.45	-0.49073	-1.298342
Dec-05	12	2	6	1.41	66	8	8.25	-0.651705	-1.396208



Dark Fiber - IOF(Diagnostic)									
Date	CLEC Num	CLEC Denom	CLEC Result	CLEC Std Dev	Qwest Num	Qwest Denom	Qwest Result	Mod Z Scr	Parity Scr
Jan-05	31	2	15.50	6.36					
Feb-05									
Mar-05									
Apr-05									
May-05	71	4	17.75	0.50					
Jun-05									
Jul-05									
Aug-05									
Sep-05									
Oct-05									
Nov-05									
Dec-05									



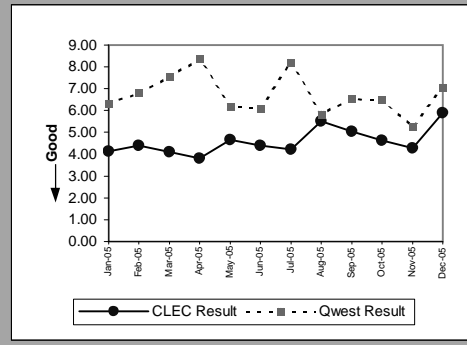
Unbundled Loop - DS1 Capable(Parity)									
Date	CLEC Num	CLEC Denom	CLEC Result	CLEC Std Dev	Qwest Num	Qwest Denom	Qwest Result	Mod Z Scr	Parity Scr
Jan-05	276	63	4.38	1.47	643	49	13.12	-5.559143	-4.379719
Feb-05	392	80	4.90	1.43	785	65	12.08	-5.422502	-4.296647
Mar-05	520	103	5.05	2.58	890	86	10.35	-6.338581	-0.246249
Apr-05	454	99	4.59	0.98	526	56	9.39	-7.332988	-5.45814
May-05	428	95	4.51	1.21	548	53	10.34	-4.213501	-3.561626
Jun-05	508	106	4.79	2.67	886	94	9.43	-4.659442	-3.83274
Jul-05	431	86	5.01	2.20	792	74	10.70	-4.166419	-3.533003
Aug-05	462	92	5.02	2.34	1891	70	27.01	-5.83435	-4.547033
Sep-05	497	100	4.97	1.98	970	73	13.29	-3.634613	-3.209688
Oct-05	536	106	5.06	2.73	1054	106	9.94	-6.20887	-5.025214
Nov-05	460	97	4.74	2.60	895	70	12.79	-8.517621	-6.178346
Dec-05	309	72	4.29	1.03	494	52	9.50	-5.839463	-4.550141



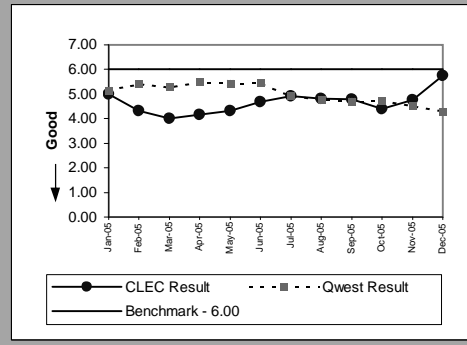
Results provide std and retail parity perf. for all states. The UBL-DS1 std of 5.5 days applies to AZ, CO, MN, NM, SD, UT, WA. The parity std of UBL-DS1 to retail DS1 applies to all other states.

OP-4D - Installation Interval (Average Days) - Interval Zone One

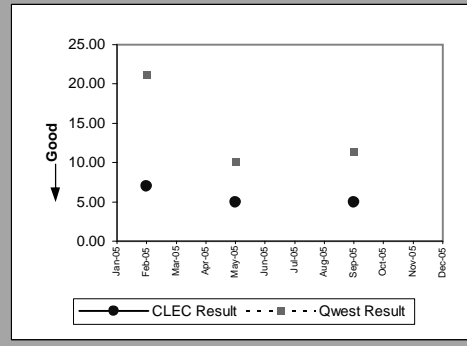
Unbundled Loop - ISDN Capable(Parity)									
Date	CLEC Num	CLEC Denom	CLEC Result	CLEC Std Dev	Qwest Num	Qwest Denom	Qwest Result	Mod Z Scr	Parity Scr
Jan-05	124	30	4.13	1.28	259	41	6.32	-1.535869	-1.933742
Feb-05	110	25	4.40	1.73	340	50	6.80	-2.179797	-2.325223
Mar-05	160	39	4.10	1.07	444	59	7.53	-2.068009	-2.25726
Apr-05	99	26	3.81	0.85	459	55	8.35	-2.352708	-2.430345
May-05	144	31	4.65	0.66	353	57	6.19	-1.250445	-1.760217
Jun-05	119	27	4.41	1.22	281	46	6.11	-1.857213	-2.129105
Jul-05	165	39	4.23	2.31	287	35	8.20	-2.424013	-2.473695
Aug-05	127	23	5.52	2.76	286	49	5.84	-0.323422	-1.196626
Sep-05	146	29	5.03	4.68	346	53	6.53	-1.235352	-1.751041
Oct-05	120	26	4.62	2.38	311	48	6.48	-2.097276	-2.275053
Nov-05	128	30	4.27	1.11	189	36	5.25	-0.793857	-1.482631
Dec-05	106	18	5.89	5.84	254	36	7.06	-0.685685	-1.416867



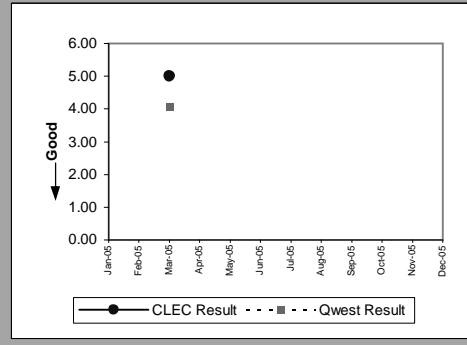
Unbundled Loop - ADSL Qualified(Parity)									
Date	CLEC Num	CLEC Denom	CLEC Result	CLEC Std Dev	Qwest Num	Qwest Denom	Qwest Result	Mod Z Scr	Parity Scr
Jan-05	20	4	5	0.00	12406	2412	5.14	-0.161603	-0.5
Feb-05	26	6	4.33	1.21	13058	2409	5.42	-1.420072	-0.833333
Mar-05	12	3	4	1	11975	2263	5.29	-0.865388	-1
Apr-05	25	6	4.17	0.98	12807	2339	5.48	-1.047511	-0.916667
May-05	56	13	4.31	0.85	14873	2738	5.43	-1.506363	-1.915804
Jun-05	61	13	4.69	0.85	16362	2994	5.46	-1.218775	-1.740963
Jul-05	64	13	4.92	0.28	18585	3766	4.93	-0.014007	-1.008516
Aug-05	77	16	4.81	0.54	26074	5456	4.78	0.04589	-0.872588
Sep-05	43	9	4.78	0.44	28127	5979	4.70	0.081508	-0.819065
Oct-05	44	10	4.40	0.84	25755	5437	4.74	-0.396027	-1.240767
Nov-05	62	13	4.77	1.36	22433	4944	4.54	0.226955	-0.665341
Dec-05	23	4	5.75	1.50	22692	5279	4.30	1.058252	-0.217395



Unbundled Loop - DS3 Capable(Parity)									
Date	CLEC Num	CLEC Denom	CLEC Result	CLEC Std Dev	Qwest Num	Qwest Denom	Qwest Result	Mod Z Scr	Parity Scr
Jan-05									
Feb-05	7	1	7	0.00	487	23	21.17	-0.833061	-1.506465
Mar-05									
Apr-05									
May-05	5	1	5	0.00	101	10	10.10	-0.670827	-1.407834
Jun-05									
Jul-05									
Aug-05									
Sep-05	5	1	5	0.00	114	10	11.40	-0.986446	-1.599717
Oct-05									
Nov-05									
Dec-05									



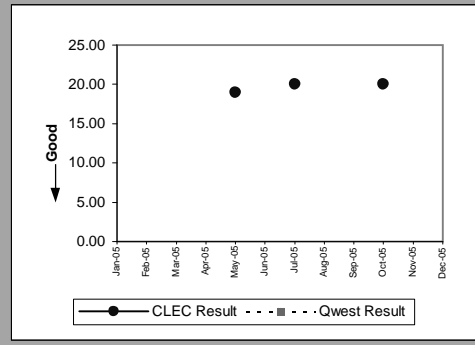
Qwest DSL(Parity)									
Date	CLEC Num	CLEC Denom	CLEC Result	CLEC Std Dev	Qwest Num	Qwest Denom	Qwest Result	Mod Z Scr	Parity Scr
Jan-05									
Feb-05									
Mar-05	5	1	5	0.00	53	13	4.08	0.252496	-0.538711
Apr-05									
May-05									
Jun-05									
Jul-05									
Aug-05									
Sep-05									
Oct-05									
Nov-05									
Dec-05									



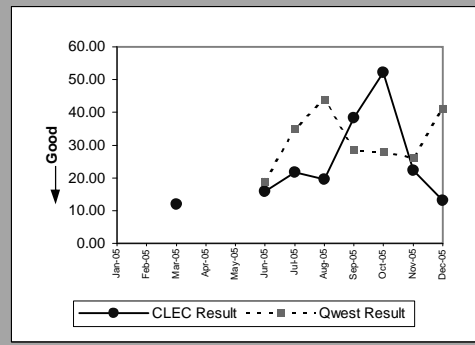
Results provide std and retail parity perf. for all states. The UBL-DS1 std of 5.5 days applies to AZ, CO, MN, NM, SD, UT, WA. The parity std of UBL-DS1 to retail DS1 applies to all other states.

OP-4D - Installation Interval (Average Days) - Interval Zone One

Dark Fiber - Loop(Diagnostic)									
Date	CLEC Num	CLEC Denom	CLEC Result	CLEC Std Dev	Qwest Num	Qwest Denom	Qwest Result	Mod Z Scr	Parity Scr
Jan-05									
Feb-05									
Mar-05									
Apr-05									
May-05	19	1	19	0.00					
Jun-05									
Jul-05	40	2	20	0.00					
Aug-05									
Sep-05									
Oct-05	40	2	20	0.00					
Nov-05									
Dec-05									



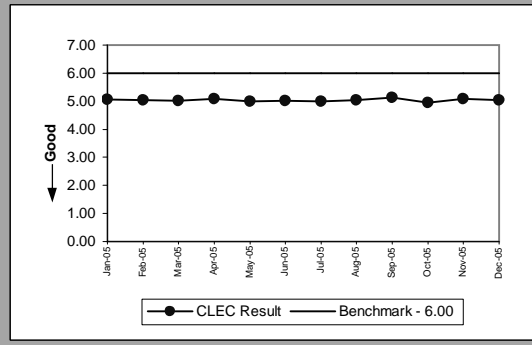
E911 (Parity)									
Date	CLEC Num	CLEC Denom	CLEC Result	CLEC Std Dev	Qwest Num	Qwest Denom	Qwest Result	Mod Z Scr	Parity Scr
Jan-05									
Feb-05									
Mar-05	24	2	12	0.00					
Apr-05									
May-05									
Jun-05	206	13	15.85	0.38	152	8	19	-4.152231	-3.524377
Jul-05	370	17	21.76	5.29	105	3	35		
Aug-05	117	6	19.50	8.24	879	20	43.95	-9.974127	-7.063839
Sep-05	421	11	38.27	14.48	455	16	28.44	3.697184	0.878728
Oct-05	992	19	52.21	11.35	725	26	27.88	4.702304	1.261001
Nov-05	711	32	22.22	5.15	760	29	26.21	-1.732673	-2.05339
Dec-05	52	4	13	0.00	330	8	41.25	-2.392065	-2.454272



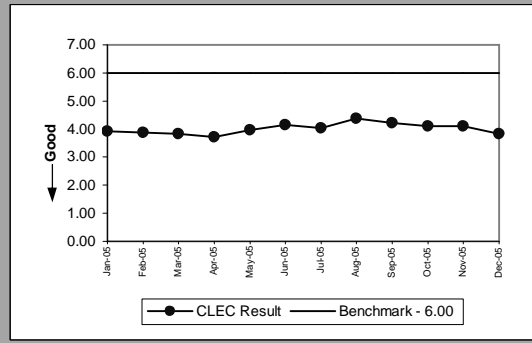
Results provide std and retail parity perf. for all states. The UBL-DS1 std of 5.5 days applies to AZ, CO, MN, NM, SD, UT, WA. The parity std of UBL-DS1 to retail DS1 applies to all other states.

OP-4D - Installation Interval (Average Days) - Interval Zone One

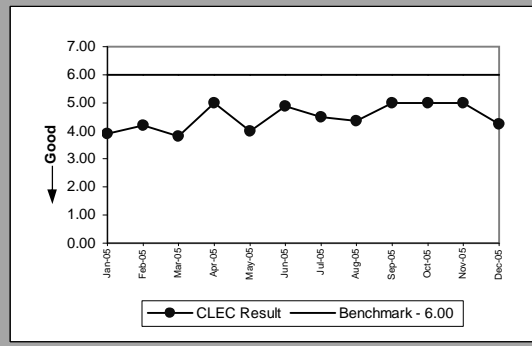
Unbundled Loop Analog(Benchmark)					
Date	Num	Denom	CLEC Result	Standard Dev	
Jan-05	2989	591	5.06	1.04	
Feb-05	4614	916	5.04	2.25	
Mar-05	4474	892	5.02	1.31	
Apr-05	3716	732	5.08	1.11	
May-05	4090	819	4.99	0.82	
Jun-05	4640	927	5.01	1.14	
Jul-05	4153	832	4.99	1.19	
Aug-05	3956	787	5.03	1.72	
Sep-05	4078	797	5.12	1.83	
Oct-05	4719	953	4.95	0.97	
Nov-05	4565	897	5.09	2.05	
Dec-05	3795	754	5.03	1.41	



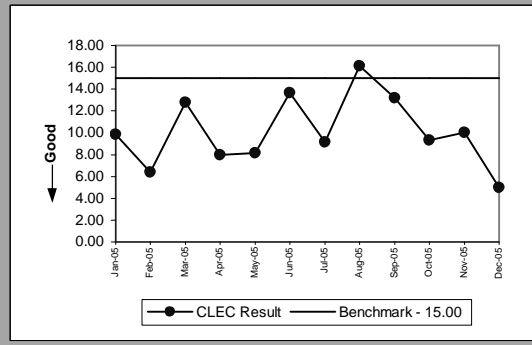
Unbundled Loop - 2 Wire Non-Loaded(Benchmark)					
Date	Num	Denom	CLEC Result	Standard Dev	
Jan-05	1033	263	3.93	1.45	
Feb-05	1083	279	3.88	1.18	
Mar-05	1212	317	3.82	1.37	
Apr-05	1150	309	3.72	1.31	
May-05	1247	315	3.96	1.33	
Jun-05	1326	320	4.14	1.41	
Jul-05	1260	313	4.03	1.14	
Aug-05	1246	285	4.37	1.18	
Sep-05	1346	320	4.21	1.68	
Oct-05	1360	331	4.11	2.60	
Nov-05	1413	345	4.10	1.33	
Dec-05	1033	269	3.84	1.14	



Unbundled Loop - XDSL(Benchmark)					
Date	Num	Denom	CLEC Result	Standard Dev	
Jan-05	35	9	3.89	1.36	
Feb-05	21	5	4.20	0.84	
Mar-05	19	5	3.80	1.10	
Apr-05	10	2	5	0.00	
May-05	8	2	4	1.41	
Jun-05	44	9	4.89	1.05	
Jul-05	18	4	4.50	1	
Aug-05	48	11	4.36	1.12	
Sep-05	15	3	5	0.00	
Oct-05	5	1	5	0.00	
Nov-05	15	3	5	0.00	
Dec-05	34	8	4.25	0.89	

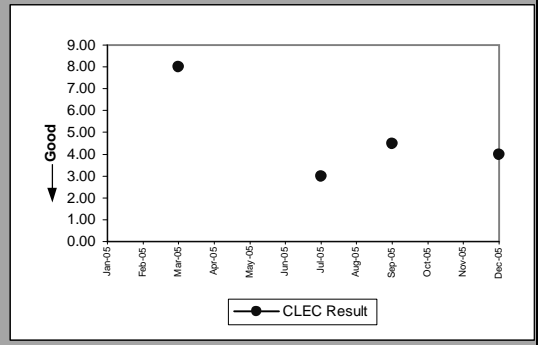


Unbundled Loop Conditioned(Benchmark)					
Date	Num	Denom	CLEC Result	Standard Dev	
Jan-05	69	7	9.86	5.76	
Feb-05	32	5	6.40	1.95	
Mar-05	64	5	12.80	8.32	
Apr-05	32	4	8	4.76	
May-05	49	6	8.17	5.38	
Jun-05	178	13	13.69	6.54	
Jul-05	119	13	9.15	4.52	
Aug-05	145	9	16.11	9.08	
Sep-05	66	5	13.20	2.95	
Oct-05	121	13	9.31	4.37	
Nov-05	60	6	10	5.22	
Dec-05	15	3	5	0.00	

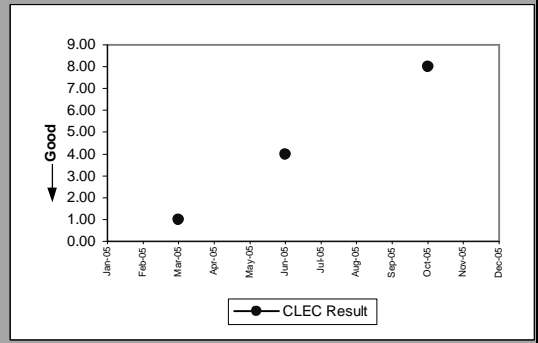


OP-4D - Installation Interval (Average Days) - Interval Zone One

Enhanced Extended Loops - DS0 Capable(Diagnostic)				
Date	Num	Denom	CLEC Result	Standard Dev
Jan-05				
Feb-05				
Mar-05		40	5	8
Apr-05				
May-05				
Jun-05				
Jul-05	3		1	3
Aug-05				
Sep-05	9		2	4.50
Oct-05				
Nov-05				
Dec-05	4		1	4

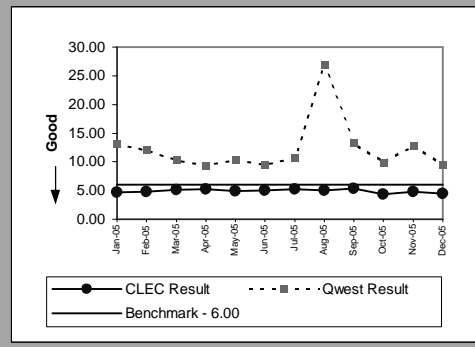


Enhanced Extended Loops - DS3 Capable(Diagnostic)				
Date	Num	Denom	CLEC Result	Standard Dev
Jan-05				
Feb-05				
Mar-05	1		1	1
Apr-05				
May-05				
Jun-05	4		1	4
Jul-05				
Aug-05				
Sep-05				
Oct-05	8		1	8
Nov-05				
Dec-05				



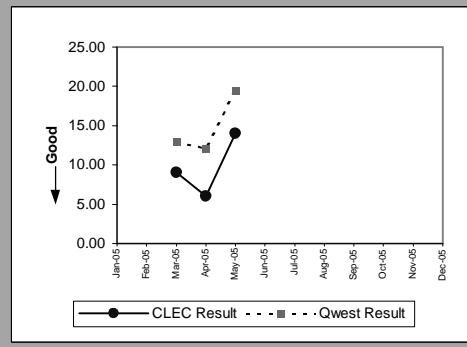
OP-4D - Installation Interval (Average Days) - Interval Zone One

Enhanced Extended Loops - DS1 Capable(Parity)									
Date	CLEC Num	CLEC Denom	CLEC Result	CLEC Std Dev	Qwest Num	Qwest Denom	Qwest Result	Mod Z Scr	Parity Scr
Jan-05	317	67	4.73	1.37	643	49	13.12	-5.407398	-4.287465
Feb-05	309	64	4.83	0.86	785	65	12.08	-5.193517	-4.157434
Mar-05	393	76	5.17	2.43	890	86	10.35	-5.745101	-0.414474
Apr-05	317	61	5.20	1.96	526	56	9.39	-5.783314	-4.516005
May-05	376	77	4.88	1.14	548	53	10.34	-3.78536	-3.301336
Jun-05	404	80	5.05	1.40	886	94	9.43	-4.098524	-3.491726
Jul-05	357	68	5.25	3.04	792	74	10.70	-3.767919	-3.290732
Aug-05	953	191	4.99	1.13	1891	70	27.01	-6.632666	-5.032375
Sep-05	580	109	5.32	3.52	970	73	13.29	-3.543467	-3.154275
Oct-05	279	64	4.36	1.16	1054	106	9.94	-6.564776	-4.9911
Nov-05	261	55	4.75	1.28	895	70	12.79	-7.410456	-5.505237
Dec-05	156	35	4.46	2.05	494	52	9.50	-4.706193	-3.861162

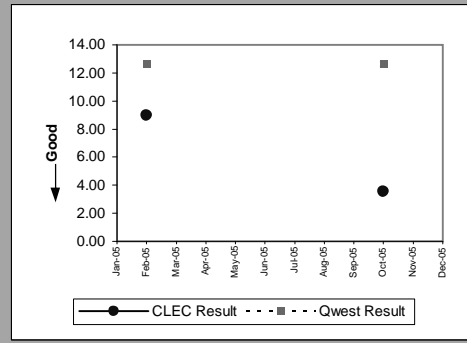


OP-4E - Installation Interval (Average Days) - Interval Zone Two

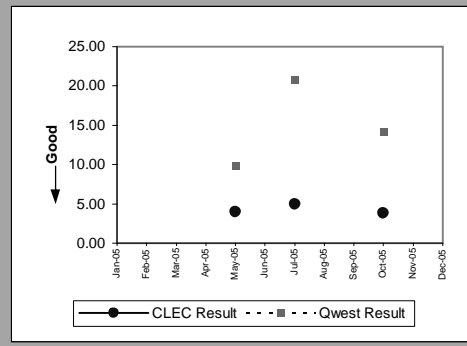
ISDN Primary(Parity)									
Date	CLEC Num	CLEC Denom	CLEC Result	CLEC Std Dev	Qwest Num	Qwest Denom	Qwest Result	Mod Z Scr	Parity Scr
Jan-05									
Feb-05									
Mar-05	54	6	9	0.00	775	60	12.92	-0.824132	-1.501037
Apr-05	6	1	6	0.00	448	37	12.11	-0.960495	-1.58394
May-05	56	4	14	0.00	856	44	19.45	-0.620516	-1.377247
Jun-05									
Jul-05									
Aug-05									
Sep-05									
Oct-05									
Nov-05									
Dec-05									



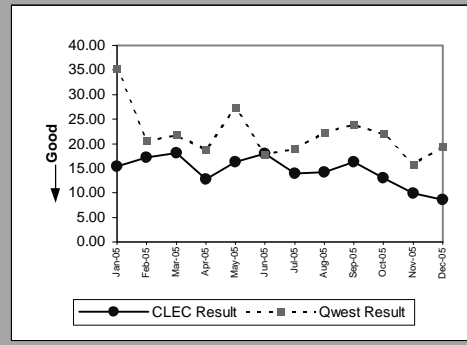
DS1(Parity)									
Date	CLEC Num	CLEC Denom	CLEC Result	CLEC Std Dev	Qwest Num	Qwest Denom	Qwest Result	Mod Z Scr	Parity Scr
Jan-05									
Feb-05	9	1	9	0.00	985	78	12.63	-0.50799	-1.308836
Mar-05									
Apr-05									
May-05									
Jun-05									
Jul-05									
Aug-05									
Sep-05									
Oct-05	25	7	3.57	1.13	644	51	12.63	-3.000265	-2.824032
Nov-05									
Dec-05									



PBX(Parity)									
Date	CLEC Num	CLEC Denom	CLEC Result	CLEC Std Dev	Qwest Num	Qwest Denom	Qwest Result	Mod Z Scr	Parity Scr
Jan-05									
Feb-05									
Mar-05									
Apr-05									
May-05	8	2	4	1.41	79	8	9.88	-0.848556	-1.515885
Jun-05									
Jul-05	5	1	5	0.00	334	16	20.88	-0.562622	-1.34205
Aug-05									
Sep-05									
Oct-05	19	5	3.80	0.84	170	12	14.17	-0.96465	-1.586466
Nov-05									
Dec-05									

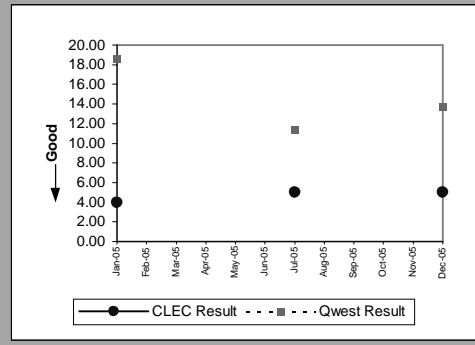


LIS Trunk(Parity)									
Date	CLEC Num	CLEC Denom	CLEC Result	CLEC Std Dev	Qwest Num	Qwest Denom	Qwest Result	Mod Z Scr	Parity Scr
Jan-05	46	3	15.33	10.69	707	20	35.35	-0.745898	-1.453474
Feb-05	224	13	17.23	2.89	619	30	20.63	-0.447459	-1.272036
Mar-05	199	11	18.09	5.82	849	39	21.77	-0.622855	-1.378669
Apr-05	89	7	12.71	5.99	412	22	18.73	-3.157732	-2.919765
May-05	179	11	16.27	8.46	301	11	27.36	-2.233219	-2.357701
Jun-05	108	6	18	8.32	143	8	17.88	0.039957	-0.932811
Jul-05	56	4	14	8.87	458	24	19.08	-1.409388	-1.856847
Aug-05	128	9	14.22	5.80	290	13	22.31	-1.319363	-1.802116
Sep-05	309	19	16.26	8.05	288	12	24	-1.264228	-1.768596
Oct-05	143	11	13	7.40	264	12	22	-4.486886	-3.727833
Nov-05	179	18	9.94	12.03	253	16	15.81	-2.289811	-2.392107
Dec-05	129	15	8.60	7.99	408	21	19.43	-4.875833	-3.964296

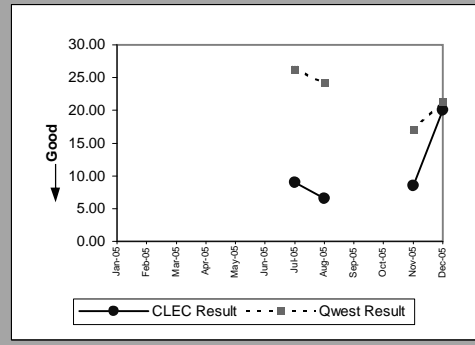


OP-4E - Installation Interval (Average Days) - Interval Zone Two

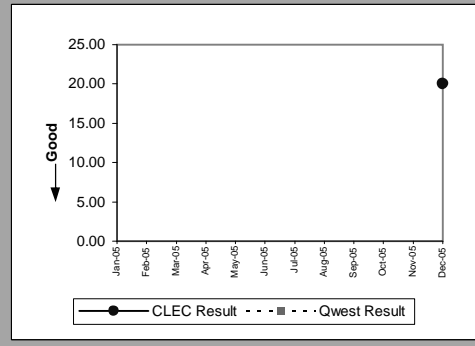
UDIT DS1(Parity)									
Date	CLEC Num	CLEC Denom	CLEC Result	Standard Dev	Qwest Num	Qwest Denom	Qwest Result	Mod Z Scr	Parity Score
Jan-05	4	1	4	0.00	853	46	18.54	-0.819137	-1.498
Feb-05									
Mar-05									
Apr-05									
May-05									
Jun-05									
Jul-05	10	2	5	0.00	662	58	11.41	-1.05356	-1.640519
Aug-05									
Sep-05									
Oct-05									
Nov-05									
Dec-05	5	1	5	0.00	824	60	13.73	-0.716505	-1.435604



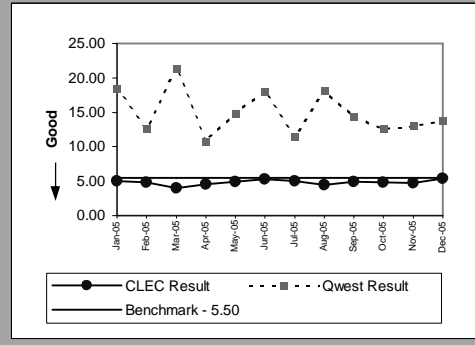
UDIT Above DS1 Level(Parity)									
Date	CLEC Num	CLEC Denom	CLEC Result	Standard Dev	Qwest Num	Qwest Denom	Qwest Result	Mod Z Scr	Parity Score
Jan-05									
Feb-05									
Mar-05									
Apr-05									
May-05									
Jun-05									
Jul-05	18	2	9	2.83	79	3	26.33	-0.943119	-1.573376
Aug-05	26	4	6.50	1	97	4	24.25	-1.297575	-1.78887
Sep-05									
Oct-05									
Nov-05	17	2	8.50	0.71	17	1	17		
Dec-05	20	1	20	0.00	128	6	21.33	-0.052509	-1.031923



Dark Fiber - IOF(Diagnostic)									
Date	CLEC Num	CLEC Denom	CLEC Result	Standard Dev	Qwest Num	Qwest Denom	Qwest Result	Mod Z Scr	Parity Score
Jan-05									
Feb-05									
Mar-05									
Apr-05									
May-05									
Jun-05									
Jul-05									
Aug-05									
Sep-05									
Oct-05									
Nov-05									
Dec-05	20	1	20	0.00					



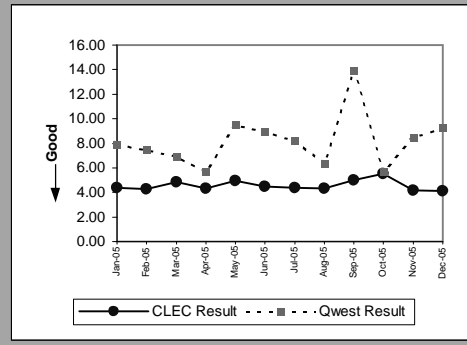
Unbundled Loop - DS1 Capable(Parity)									
Date	CLEC Num	CLEC Denom	CLEC Result	Standard Dev	Qwest Num	Qwest Denom	Qwest Result	Mod Z Scr	Parity Score
Jan-05	30	6	5	0.63	853	46	18.54	-1.776402	-2.079976
Feb-05	68	14	4.86	0.36	985	78	12.63	-3.772481	-3.293506
Mar-05	87	22	3.95	1.05	833	39	21.36	-1.748116	-0.842975
Apr-05	50	11	4.55	0.93	463	43	10.77	-3.250835	-2.976368
May-05	78	16	4.88	0.96	639	43	14.86	-1.538954	-1.935618
Jun-05	16	3	5.33	0.58	1223	68	17.99	-1.072714	-1.652164
Jul-05	30	6	5	0.00	662	58	11.41	-1.766874	-2.074183
Aug-05	27	6	4.50	0.84	1175	65	18.08	-1.493694	-1.908102
Sep-05	59	12	4.92	0.51	746	52	14.35	-2.700696	-2.641907
Oct-05	91	19	4.79	1.69	644	51	12.63	-3.894206	-3.367509
Nov-05	33	7	4.71	0.49	727	56	12.98	-1.431058	-1.870022
Dec-05	70	13	5.38	2.60	824	60	13.73	-2.257534	-2.372483



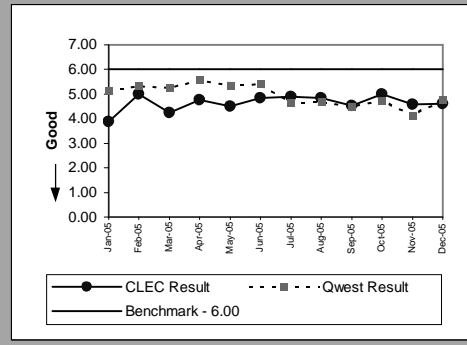
Results provide std and retail parity perf. for all states. The UBL-DS1 std of 5.5 days applies to AZ, CO, MN, NM, SD, UT, WA. The parity std of UBL-DS1 to retail DS1 applies to all other states.

OP-4E - Installation Interval (Average Days) - Interval Zone Two

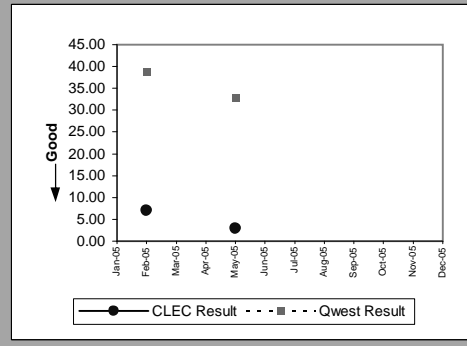
Unbundled Loop - ISDN Capable(Parity)									
Date	CLEC Num	CLEC Denom	CLEC Result	Standard Dev	Qwest Num	Qwest Denom	Qwest Result	Mod Z Scr	Parity Score
Jan-05	48	11	4.36	1.50	127	16	7.94	-1.702358	-2.03496
Feb-05	30	7	4.29	1.25	142	19	7.47	-1.058802	-1.643706
Mar-05	34	7	4.86	0.38	132	19	6.95	-2.080415	-2.264803
Apr-05	13	3	4.33	1.15	68	12	5.67	-0.865411	-1.526133
May-05	84	17	4.94	3.01	228	24	9.50	-1.926242	-2.171072
Jun-05	81	18	4.50	0.79	152	17	8.94	-1.600622	-1.973109
Jul-05	66	15	4.40	0.91	98	12	8.17	-1.306356	-1.794208
Aug-05	43	10	4.30	1.25	89	14	6.36	-1.091806	-1.663771
Sep-05	65	13	5	3.61	139	10	13.90	-1.106526	-1.67272
Oct-05	77	14	5.50	5.16	34	6	5.67	-0.330719	-1.201063
Nov-05	46	11	4.18	1.08	76	9	8.44	-2.406718	-2.463181
Dec-05	29	7	4.14	0.90	130	14	9.29	-1.857889	-2.129516



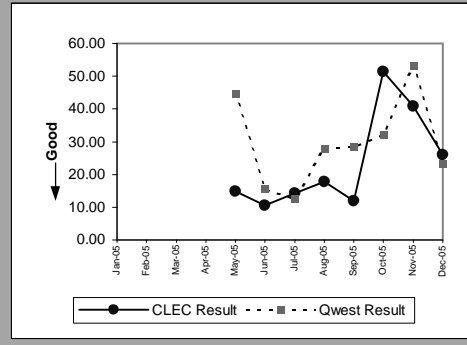
Unbundled Loop - ADSL Qualified(Parity)									
Date	CLEC Num	CLEC Denom	CLEC Result	Standard Dev	Qwest Num	Qwest Denom	Qwest Result	Mod Z Scr	Parity Score
Jan-05	66	17	3.88	1.45	1508	293	5.15	-3.080009	-1.058824
Feb-05	45	9	5	0.00	1471	276	5.33	-0.626897	-0.5
Mar-05	51	12	4.25	1.06	1500	285	5.26	-2.130942	-0.875
Apr-05	81	17	4.76	0.44	1559	280	5.57	-1.278462	-0.617647
May-05	27	6	4.50	0.55	1914	357	5.36	-1.227487	-1.746259
Jun-05	63	13	4.85	0.55	2121	392	5.41	-1.202254	-1.730918
Jul-05	39	8	4.88	0.35	2378	510	4.66	0.289306	-0.730872
Aug-05	29	6	4.83	0.41	3333	712	4.68	0.106071	-0.724132
Sep-05	95	21	4.52	1.72	3762	835	4.51	0.036212	-0.926674
Oct-05	70	14	5	0.00	4897	1035	4.73	0.283561	-0.629364
Nov-05	55	12	4.58	0.51	3340	808	4.13	0.620736	-0.472966
Dec-05	23	5	4.60	0.89	4005	839	4.77	-0.076545	-1.046536



Unbundled Loop - DS3 Capable(Parity)									
Date	CLEC Num	CLEC Denom	CLEC Result	Standard Dev	Qwest Num	Qwest Denom	Qwest Result	Mod Z Scr	Parity Score
Jan-05									
Feb-05	7	1	7	0.00	388	10	38.80	-1.66192	-2.010376
Mar-05									
Apr-05									
May-05	3	1	3	0.00	263	8	32.88	-1.177569	-1.715911
Jun-05									
Jul-05									
Aug-05									
Sep-05									
Oct-05									
Nov-05									
Dec-05									



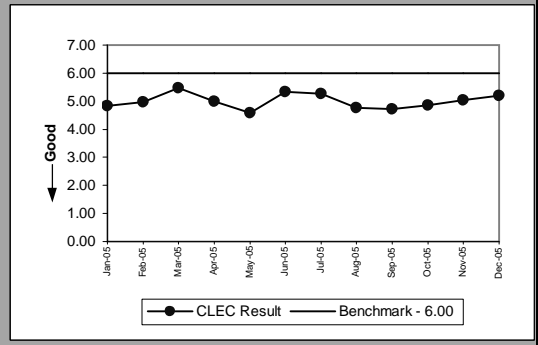
E911(Parity)									
Date	CLEC Num	CLEC Denom	CLEC Result	Standard Dev	Qwest Num	Qwest Denom	Qwest Result	Mod Z Scr	Parity Score
Jan-05									
Feb-05									
Mar-05									
Apr-05									
May-05	148	10	14.80	0.42	2868	64	44.81	-8.539788	-6.191823
Jun-05	201	19	10.58	1.17	515	33	15.61	-3.245254	-2.972974
Jul-05	43	3	14.33	2.89	1010	81	12.47	0.10722	-1.094867
Aug-05	356	20	17.80	14.75	1204	43	28	-3.453972	-3.099866
Sep-05	120	10	12	0.00	1526	54	28.26	-2.615889	-2.590348
Oct-05	770	15	51.33	3.52	1875	58	32.33	3.905828	1.261001
Nov-05	408	10	40.80	24.87	2130	40	53.25	-2.1274	-2.293368
Dec-05	52	2	26	0.00	1554	67	23.19	0.306101	-0.599455



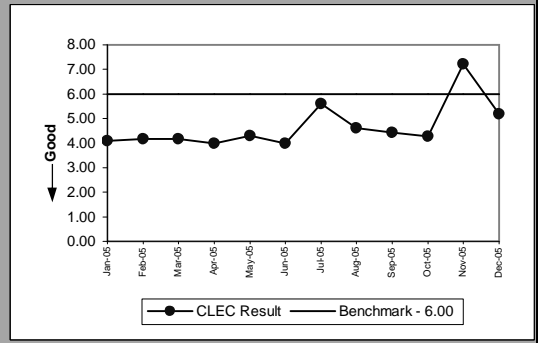
Results provide std and retail parity perf. for all states. The UBL-DS1 std of 5.5 days applies to AZ, CO, MN, NM, SD, UT, WA. The parity std of UBL-DS1 to retail DS1 applies to all other states.

OP-4E - Installation Interval (Average Days) - Interval Zone Two

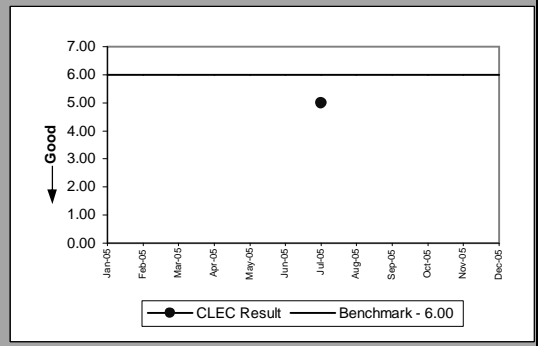
Unbundled Loop Analog(Benchmark)					
Date	Num	Denom	CLEC Result	Standard Dev	
Jan-05	309	64	4.83	0.90	
Feb-05	387	78	4.96	0.86	
Mar-05	257	47	5.47	3.80	
Apr-05	210	42	5	0.00	
May-05	124	27	4.59	0.93	
Jun-05	522	98	5.33	3.26	
Jul-05	253	48	5.27	2.36	
Aug-05	348	73	4.77	0.64	
Sep-05	392	83	4.72	1.23	
Oct-05	480	99	4.85	1.34	
Nov-05	533	106	5.03	0.70	
Dec-05	364	70	5.20	0.79	



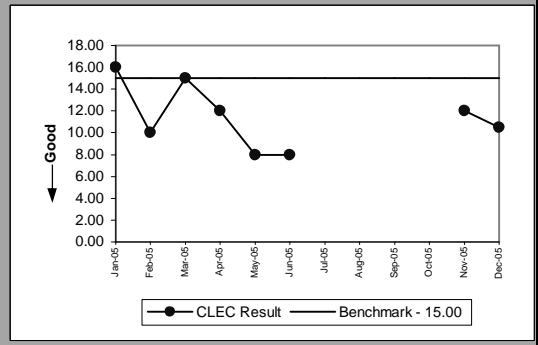
Unbundled Loop - 2 Wire Non-Loaded(Benchmark)					
Date	Num	Denom	CLEC Result	Standard Dev	
Jan-05	53	13	4.08	1.04	
Feb-05	71	17	4.18	1.01	
Mar-05	104	25	4.16	1.07	
Apr-05	40	10	4	1.05	
May-05	99	23	4.30	0.88	
Jun-05	84	21	4	1.05	
Jul-05	112	20	5.60	1.47	
Aug-05	92	20	4.60	0.68	
Sep-05	53	12	4.42	0.90	
Oct-05	64	15	4.27	1.16	
Nov-05	65	9	7.22	8.96	
Dec-05	83	16	5.19	1.22	



Unbundled Loop - XDSL(Benchmark)					
Date	Num	Denom	CLEC Result	Standard Dev	
Jan-05					
Feb-05					
Mar-05					
Apr-05					
May-05					
Jun-05					
Jul-05	5	1	5	0.00	
Aug-05					
Sep-05					
Oct-05					
Nov-05					
Dec-05					

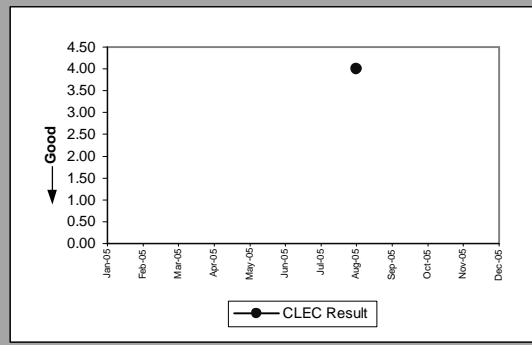


Unbundled Loop Conditioned(Benchmark)					
Date	Num	Denom	CLEC Result	Standard Dev	
Jan-05	48	3	16	1	
Feb-05	10	1	10	0.00	
Mar-05	15	1	15	0.00	
Apr-05	24	2	12	9.90	
May-05	16	2	8	4.24	
Jun-05	8	1	8	0.00	
Jul-05					
Aug-05					
Sep-05					
Oct-05					
Nov-05	12	1	12	0.00	
Dec-05	21	2	10.50	9.19	



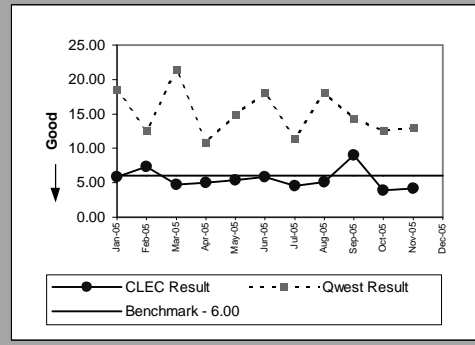
OP-4E - Installation Interval (Average Days) - Interval Zone Two

Enhanced Extended Loops - DS0 Capable(Diagnostic)				
Date	Num	Denom	CLEC Result	Standard Dev
Jan-05				
Feb-05				
Mar-05				
Apr-05				
May-05				
Jun-05				
Jul-05				
Aug-05	4	1	4	0.00
Sep-05				
Oct-05				
Nov-05				
Dec-05				



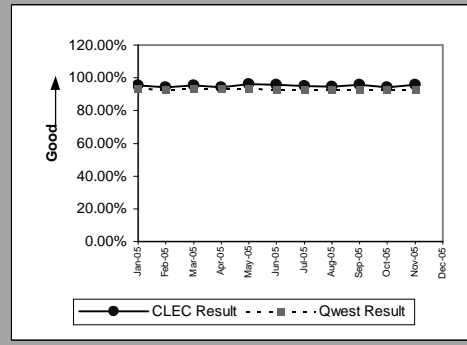
OP-4E - Installation Interval (Average Days) - Interval Zone Two

Enhanced Extended Loops - DS1 Capable(Parity)									
Date	CLEC Num	CLEC Denom	CLEC Result	CLEC Std Dev	Qwest Num	Qwest Denom	Qwest Result	Mod Z Scr	Parity Scr
Jan-05	70	12	5.83	4.20	853	46	18.54	-2.23236	-2.357178
Feb-05	96	13	7.38	3.40	985	78	12.63	-2.466359	-2.49944
Mar-05	19	4	4.75	0.50	833	39	21.36	-0.847233	-0.625
Apr-05	25	5	5	0.00	463	43	10.77	-2.154835	-2.310047
May-05	65	12	5.42	1.51	639	43	14.86	-1.305507	-1.793692
Jun-05	35	6	5.83	1.17	1223	68	17.99	-1.427253	-1.867708
Jul-05	23	5	4.60	1.14	662	58	11.41	-1.727065	-2.049981
Aug-05	36	7	5.14	2.73	1175	65	18.08	-1.526271	-1.927907
Sep-05	54	6	9	10.30	746	52	14.35	-1.13734	-1.691453
Oct-05	31	8	3.88	0.99	644	51	12.63	-3.073519	-2.868567
Nov-05	21	5	4.20	0.84	727	56	12.98	-1.305588	-1.793741
Dec-05									

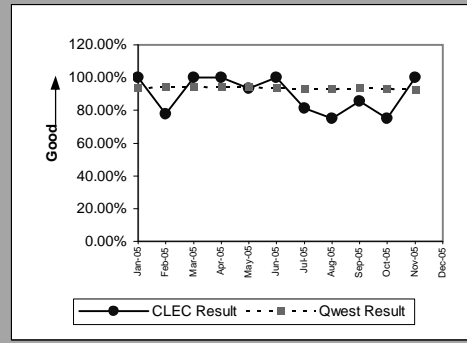


OP-5A - New Service Installation Quality Reported to Repair (Percent)

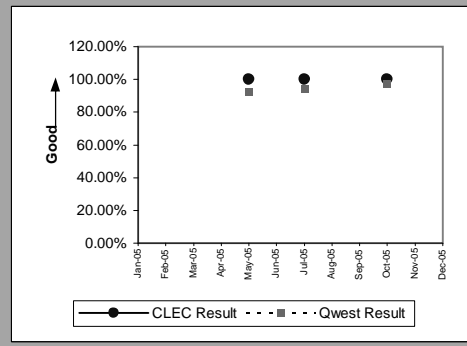
Residence(Parity)									
Date	CLEC Num	CLEC Denom	CLEC Result	CLEC Std Dev	Qwest Num	Qwest Denom	Qwest Result	Mod Z Scr	Parity Scr
Jan-05	1325	1390	95.32%	21.11%	24223	25926	93.43%	-2.774611	-2.686844
Feb-05	1217	1290	94.34%	23.11%	23991	25807	92.96%	-1.888371	-2.148048
Mar-05	1885	1978	95.30%	21.17%	27953	29955	93.32%	-3.418028	-3.078014
Apr-05	1475	1565	94.25%	23.28%	26958	28892	93.31%	-1.453998	-1.883968
May-05	2038	2116	96.31%	18.84%	26156	28030	93.31%	-5.326662	-4.23838
Jun-05	2066	2159	95.69%	20.30%	29200	31448	92.85%	-4.956165	-4.013134
Jul-05	1822	1917	95.04%	21.70%	26695	28842	92.56%	-4.019228	-3.443517
Aug-05	2117	2239	94.55%	22.70%	28659	30763	93.16%	-2.516663	-2.530022
Sep-05	2261	2365	95.60%	20.50%	28368	30644	92.57%	-5.414098	-4.291538
Oct-05	2002	2128	94.08%	23.60%	26126	28165	92.76%	-2.263033	-2.375827
Nov-05	1927	2013	95.73%	20.22%	23035	24820	92.81%	-4.876325	-3.964595
Dec-05									



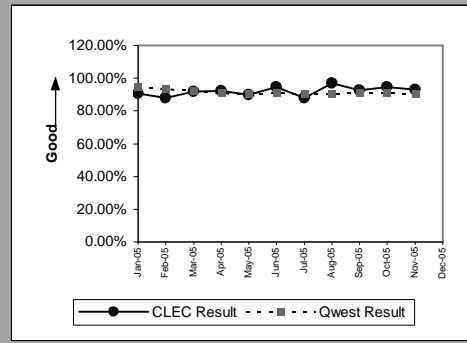
Business(Parity)									
Date	CLEC Num	CLEC Denom	CLEC Result	CLEC Std Dev	Qwest Num	Qwest Denom	Qwest Result	Mod Z Scr	Parity Scr
Jan-05	11	11	100.00%	0.00%	2629	2797	93.99%	-0.836765	-1.508717
Feb-05	14	18	77.78%	41.57%	2706	2872	94.22%	2.979943	0.417435
Mar-05	12	12	100.00%	0.00%	3155	3338	94.52%	-0.832793	-1.506302
Apr-05	14	14	100.00%	0.00%	3085	3271	94.31%	-0.916781	-1.557363
May-05	14	15	93.33%	24.94%	2957	3139	94.20%	0.143609	-0.860914
Jun-05	12	12	100.00%	0.00%	3134	3339	93.86%	-0.88438	-1.537665
Jul-05	13	16	81.25%	39.03%	2644	2829	93.46%	1.9701	0.006755
Aug-05	3	4	75.00%	43.30%	2919	3140	92.96%	1.403523	-0.343413
Sep-05	12	14	85.71%	34.99%	2740	2919	93.87%	1.268528	-0.313778
Oct-05	3	4	75.00%	43.30%	2755	2955	93.23%	1.4506	-0.328576
Nov-05	14	14	100.00%	0.00%	2465	2662	92.60%	-1.054993	-1.64139
Dec-05									



PBX(Parity)									
Date	CLEC Num	CLEC Denom	CLEC Result	CLEC Std Dev	Qwest Num	Qwest Denom	Qwest Result	Mod Z Scr	Parity Scr
Jan-05									
Feb-05									
Mar-05									
Apr-05									
May-05	2	2	100.00%	0.00%	35	38	92.11%	-0.403556	-1.245344
Jun-05									
Jul-05	2	2	100.00%	0.00%	33	35	94.29%	-0.338615	-1.205863
Aug-05									
Sep-05									
Oct-05	8	8	100.00%	0.00%	39	40	97.50%	-0.413449	-1.251359
Nov-05									
Dec-05									

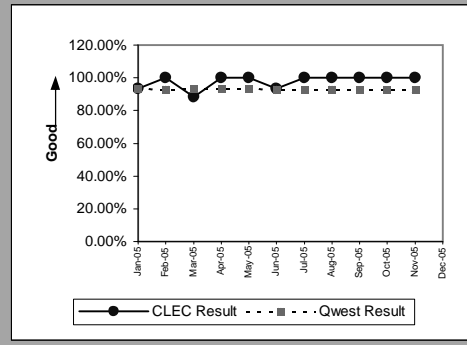


Qwest DSL(Parity)									
Date	CLEC Num	CLEC Denom	CLEC Result	CLEC Std Dev	Qwest Num	Qwest Denom	Qwest Result	Mod Z Scr	Parity Scr
Jan-05	67	74	90.54%	29.27%	12389	13061	94.85%	1.675252	-0.056906
Feb-05	51	58	87.93%	32.58%	10317	11048	93.38%	1.666141	-0.060358
Mar-05	92	100	92.00%	27.13%	10903	11793	92.45%	0.17083	-0.868789
Apr-05	85	92	92.39%	26.51%	10127	11102	91.22%	-0.396046	-1.240779
May-05	90	100	90.00%	30.00%	10596	11755	90.14%	0.046885	-0.946857
Jun-05	89	94	94.68%	22.44%	11471	12592	91.10%	-1.215421	-1.738924
Jul-05	86	98	87.76%	32.78%	12093	13364	90.49%	0.919316	-0.440851
Aug-05	92	95	96.84%	17.49%	14295	15757	90.72%	-2.049995	-2.246308
Sep-05	88	95	92.63%	26.13%	15089	16568	91.07%	-0.531205	-1.32295
Oct-05	88	93	94.62%	22.56%	13797	15138	91.14%	-1.178207	-1.716299
Nov-05	104	112	92.86%	25.75%	13083	14431	90.66%	-0.796314	-1.484125
Dec-05									

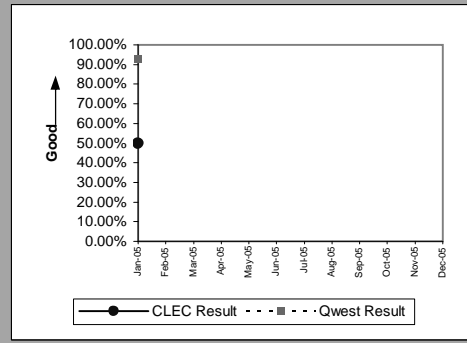


OP-5A - New Service Installation Quality Reported to Repair (Percent)

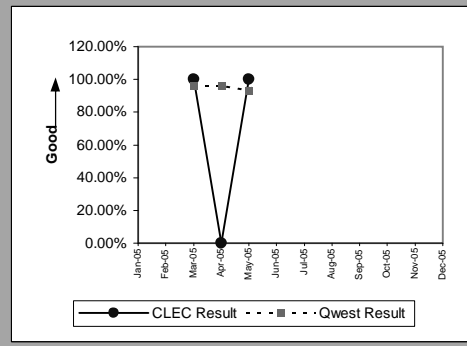
UNE - P (POTS)(Parity)									
Date	CLEC Num	CLEC Denom	CLEC Result	CLEC Std Dev	Qwest Num	Qwest Denom	Qwest Result	Mod Z Scr	Parity Scr
Jan-05	139	149	93.29%	25.02%	26852	28723	93.49%	0.097424	-0.914362
Feb-05	46	46	100.00%	0.00%	26697	28679	93.09%	-1.846509	-2.122598
Mar-05	15	17	88.24%	32.22%	31108	33293	93.44%	0.865876	-0.492512
Apr-05	15	15	100.00%	0.00%	30043	32163	93.41%	-1.028586	-1.625336
May-05	9	9	100.00%	0.00%	29113	31169	93.40%	-0.797125	-1.484618
Jun-05	14	15	93.33%	24.94%	32334	34787	92.95%	-0.058203	-1.035385
Jul-05	4	4	100.00%	0.00%	29339	31671	92.64%	-0.563825	-1.342781
Aug-05	5	5	100.00%	0.00%	31578	33903	93.14%	-0.606697	-1.368846
Sep-05	8	8	100.00%	0.00%	31108	33563	92.69%	-0.79448	-1.48301
Oct-05	6	6	100.00%	0.00%	28881	31120	92.81%	-0.681953	-1.414598
Nov-05	4	4	100.00%	0.00%	25500	27482	92.79%	-0.557545	-1.338963
Dec-05									



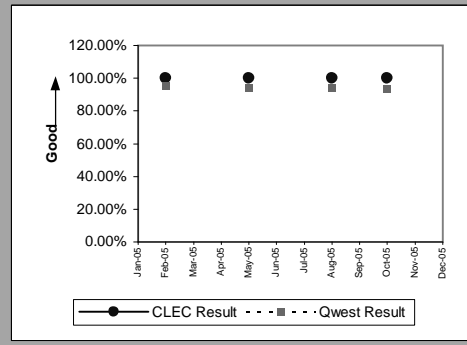
UNE P (Centrex)(Parity)									
Date	CLEC Num	CLEC Denom	CLEC Result	CLEC Std Dev	Qwest Num	Qwest Denom	Qwest Result	Mod Z Scr	Parity Scr
Jan-05	1	2	50.00%	50.00%	291	314	92.68%	2.309036	-0.118285
Feb-05									
Mar-05									
Apr-05									
May-05									
Jun-05									
Jul-05									
Aug-05									
Sep-05									
Oct-05									
Nov-05									
Dec-05									



ISDN Primary(Parity)									
Date	CLEC Num	CLEC Denom	CLEC Result	CLEC Std Dev	Qwest Num	Qwest Denom	Qwest Result	Mod Z Scr	Parity Scr
Jan-05									
Feb-05									
Mar-05	6	6	100.00%	0.00%	146	152	96.05%	-0.487044	-1.296102
Apr-05	0	1	0.00%	0.00%	73	76	96.05%	4.900746	0.215487
May-05	4	4	100.00%	0.00%	83	89	93.26%	-0.526042	-1.319811
Jun-05									
Jul-05									
Aug-05									
Sep-05									
Oct-05									
Nov-05									
Dec-05									

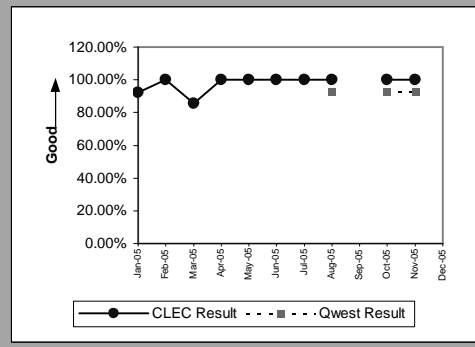


DS1(Parity)									
Date	CLEC Num	CLEC Denom	CLEC Result	CLEC Std Dev	Qwest Num	Qwest Denom	Qwest Result	Mod Z Scr	Parity Scr
Jan-05									
Feb-05	1	1	100.00%	0.00%	128	134	95.52%	-0.215703	-1.131138
Mar-05									
Apr-05									
May-05	1	1	100.00%	0.00%	110	117	94.02%	-0.251191	-1.152713
Jun-05									
Jul-05									
Aug-05	1	1	100.00%	0.00%	134	142	94.37%	-0.243483	-1.148027
Sep-05									
Oct-05	10	10	100.00%	0.00%	151	161	93.79%	-0.789635	-1.480064
Nov-05									
Dec-05									

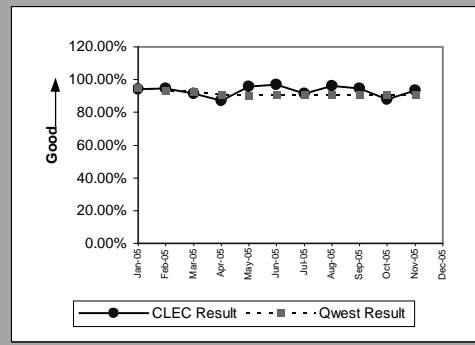


OP-5A - New Service Installation Quality Reported to Repair (Percent)

Line Sharing(Parity)									
Date	CLEC Num	CLEC Denom	CLEC Result	CLEC Std Dev	Qwest Num	Qwest Denom	Qwest Result	Mod Z Scr	Parity Scr
Jan-05	12	13	92.31%	26.65%					
Feb-05	13	13	100.00%	0.00%					
Mar-05	6	7	85.71%	34.99%					
Apr-05	3	3	100.00%	0.00%					
May-05	1	1	100.00%	0.00%					
Jun-05	4	4	100.00%	0.00%					
Jul-05	1	1	100.00%	0.00%					
Aug-05	2	2	100.00%	0.00%	31578	33903	93.14%	-0.383726	-1.233289
Sep-05									
Oct-05	2	2	100.00%	0.00%	28881	31120	92.81%	-0.393751	-1.239384
Nov-05	2	2	100.00%	0.00%	25500	27482	92.79%	-0.394258	-1.239692
Dec-05									

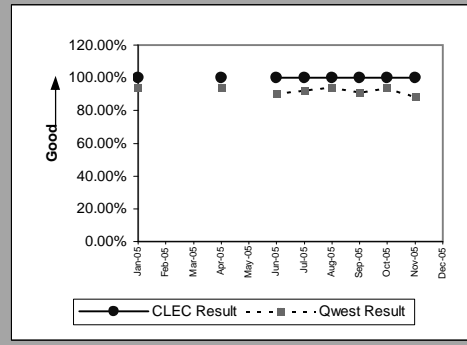


Line Splitting(Parity)									
Date	CLEC Num	CLEC Denom	CLEC Result	CLEC Std Dev	Qwest Num	Qwest Denom	Qwest Result	Mod Z Scr	Parity Scr
Jan-05	48	51	94.12%	23.53%	12389	13061	94.85%	0.237868	-0.815332
Feb-05	52	55	94.55%	22.71%	10317	11048	93.38%	-0.345837	-1.210254
Mar-05	63	69	91.30%	28.18%	10903	11793	92.45%	0.360213	-0.754597
Apr-05	47	54	87.04%	33.59%	10127	11102	91.22%	1.082822	-0.356035
May-05	47	49	95.92%	19.79%	10596	11755	90.14%	-1.353887	-1.823105
Jun-05	32	33	96.97%	17.14%	11471	12592	91.10%	-1.182984	-1.719203
Jul-05	32	35	91.43%	27.99%	12093	13364	90.49%	-0.189156	-1.114998
Aug-05	25	26	96.15%	19.23%	14295	15757	90.72%	-0.953931	-1.579949
Sep-05	18	19	94.74%	22.33%	15089	16568	91.07%	-0.559761	-1.34031
Oct-05	22	25	88.00%	32.50%	13797	15138	91.14%	0.552345	-0.64537
Nov-05	28	30	93.33%	24.94%	13083	14431	90.66%	-0.502833	-1.3057
Dec-05									

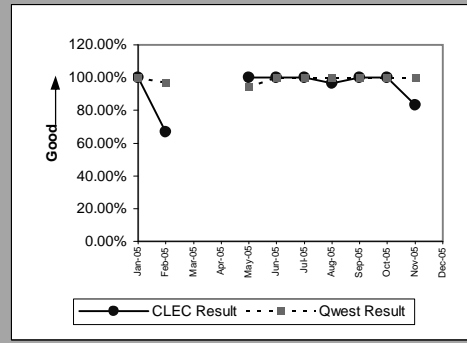


OP-5A - New Service Installation Quality Reported to Repair (Percent)

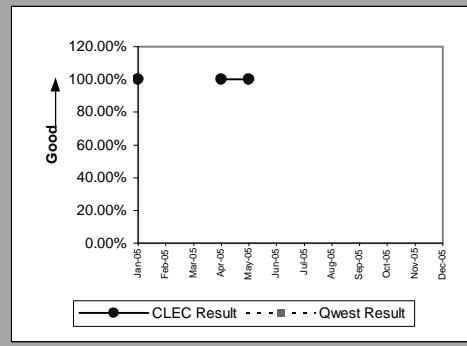
UDIT DS1 (Parity)									
Date	CLEC Num	CLEC Denom	CLEC Result	Standard Dev	Qwest Num	Qwest Denom	Qwest Result	Mod Z Scr	Parity Scr
Jan-05	2	2	100.00%	0.00%	96	102	94.12%	-0.350137	-1.212868
Feb-05									
Mar-05									
Apr-05	3	3	100.00%	0.00%	110	117	94.02%	-0.431435	-1.262294
May-05									
Jun-05	9	9	100.00%	0.00%	156	173	90.17%	-0.965541	-1.587007
Jul-05	7	7	100.00%	0.00%	133	144	92.36%	-0.74304	-1.451736
Aug-05	2	2	100.00%	0.00%	134	142	94.37%	-0.343139	-1.208614
Sep-05	5	5	100.00%	0.00%	121	133	90.98%	-0.691304	-1.420283
Oct-05	5	5	100.00%	0.00%	151	161	93.79%	-0.566703	-1.344531
Nov-05	1	1	100.00%	0.00%	113	128	88.28%	-0.362925	-1.220643
Dec-05									



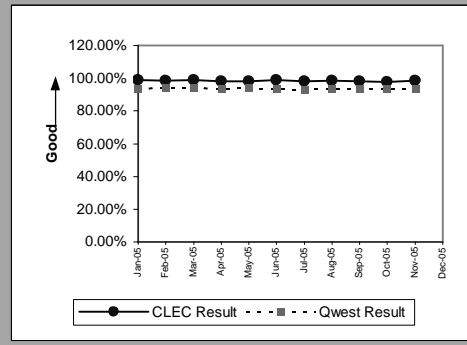
UDIT Above DS1 Level (Parity)									
Date	CLEC Num	CLEC Denom	CLEC Result	Standard Dev	Qwest Num	Qwest Denom	Qwest Result	Mod Z Scr	Parity Scr
Jan-05	1	1	100.00%	0.00%	12	12	100.00%		
Feb-05	2	3	66.67%	47.14%	33	34	97.06%	2.986639	-0.116153
Mar-05									
Apr-05									
May-05	3	3	100.00%	0.00%	18	19	94.74%	-0.379393	-1.230655
Jun-05	3	3	100.00%	0.00%	59	59	100.00%		
Jul-05	4	4	100.00%	0.00%	36	36	100.00%		
Aug-05	28	29	96.55%	18.25%	30	30	100.00%		-0.612243
Sep-05	1	1	100.00%	0.00%	14	14	100.00%		
Oct-05	1	1	100.00%	0.00%	17	17	100.00%		
Nov-05	5	6	83.33%	37.27%	12	12	100.00%		-0.407899
Dec-05									



Dark Fiber - IOF (Diagnostic)									
Date	CLEC Num	CLEC Denom	CLEC Result	Standard Dev	Qwest Num	Qwest Denom	Qwest Result	Mod Z Scr	Parity Scr
Jan-05	2	2	100.00%	0.00%					
Feb-05									
Mar-05									
Apr-05	1	1	100.00%	0.00%					
May-05	4	4	100.00%	0.00%					
Jun-05									
Jul-05									
Aug-05									
Sep-05									
Oct-05									
Nov-05									
Dec-05									

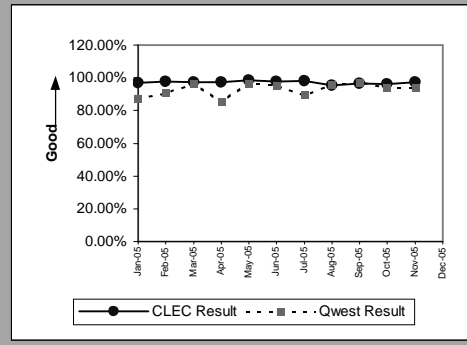


Unbundled Loop Analog (Parity)									
Date	CLEC Num	CLEC Denom	CLEC Result	Standard Dev	Qwest Num	Qwest Denom	Qwest Result	Mod Z Scr	Parity Scr
Jan-05	1170	1184	98.82%	10.81%	9137	9745	93.76%	-6.793115	-5.12992
Feb-05	1348	1368	98.54%	12.00%	9316	9892	94.18%	-6.4558	-4.924848
Mar-05	1398	1412	99.01%	9.91%	10971	11648	94.19%	-7.311583	-5.445127
Apr-05	1211	1232	98.30%	12.94%	10176	10849	93.80%	-6.203521	-4.771473
May-05	1403	1431	98.04%	13.85%	10088	10730	94.02%	-6.032508	-4.667504
Jun-05	3788	3836	98.75%	11.12%	11056	11842	93.36%	-11.64648	-8.080559
Jul-05	7317	7449	98.23%	13.19%	9751	10478	93.06%	-13.4153	-9.155923
Aug-05	3707	3766	98.43%	12.42%	10616	11332	93.68%	-10.3838	-7.312899
Sep-05	1848	1886	97.99%	14.05%	10309	10982	93.87%	-6.880481	-5.183035
Oct-05	1726	1763	97.90%	14.33%	9768	10455	93.43%	-7.010745	-5.26223
Nov-05	2175	2206	98.59%	11.77%	8653	9244	93.61%	-8.604904	-6.23141
Dec-05									

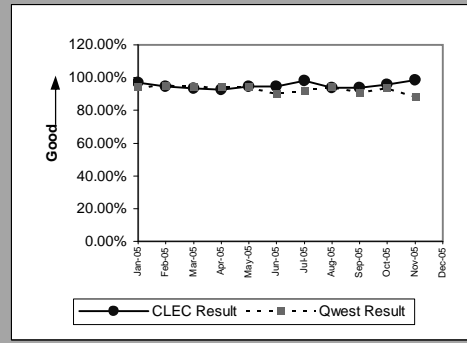


OP-5A - New Service Installation Quality Reported to Repair (Percent)

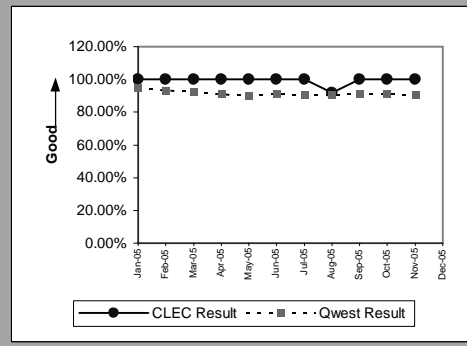
Unbundled Loop - 2 Wire Non-Loaded(Parity)									
Date	CLEC Num	CLEC Denom	CLEC Result	Standard Dev	Qwest Num	Qwest Denom	Qwest Result	Mod Z Scr	Parity Scr
Jan-05	305	315	96.83%	17.53%	56	64	87.50%	-2.056525	-2.250278
Feb-05	311	318	97.80%	14.67%	69	76	90.79%	-1.898388	-2.154138
Mar-05	364	374	97.33%	16.13%	82	85	96.47%	-0.385895	-1.234607
Apr-05	339	348	97.41%	15.87%	58	68	85.29%	-2.580972	-2.56912
May-05	363	368	98.64%	11.58%	83	86	96.51%	-0.969075	-1.589156
Jun-05	356	364	97.80%	14.66%	64	67	95.52%	-0.829225	-1.504133
Jul-05	358	365	98.08%	13.72%	42	47	89.36%	-1.825054	-2.109554
Aug-05	321	337	95.25%	21.27%	67	70	95.71%	0.173686	-0.95228
Sep-05	355	368	96.47%	18.46%	73	75	97.33%	0.424254	-0.830556
Oct-05	355	369	96.21%	19.11%	67	71	94.37%	-0.6157	-1.374319
Nov-05	393	404	97.28%	16.27%	50	53	94.34%	-0.87015	-1.529014
Dec-05									



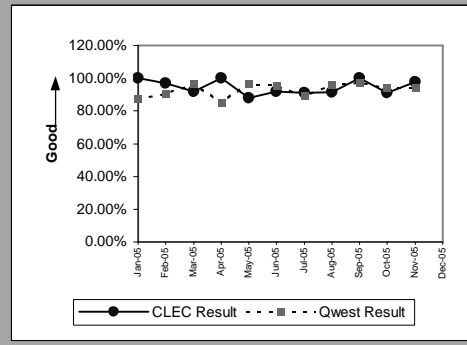
Unbundled Loop - DS1 Capable(Parity)									
Date	CLEC Num	CLEC Denom	CLEC Result	Standard Dev	Qwest Num	Qwest Denom	Qwest Result	Mod Z Scr	Parity Scr
Jan-05	94	97	96.91%	17.31%	96	102	94.12%	-0.83596	-1.508228
Feb-05	118	125	94.40%	22.99%	128	134	95.52%	0.43644	-0.757835
Mar-05	142	152	93.42%	24.79%	119	126	94.44%	0.37083	-0.803959
Apr-05	127	137	92.70%	26.01%	110	117	94.02%	0.440913	-0.765404
May-05	125	132	94.70%	22.41%	110	117	94.02%	-0.225762	-1.137253
Jun-05	127	134	94.78%	22.25%	156	173	90.17%	-1.343628	-1.816868
Jul-05	112	114	98.25%	13.13%	133	144	92.36%	-1.767152	-2.074352
Aug-05	119	127	93.70%	24.29%	134	142	94.37%	0.236293	-0.867552
Sep-05	124	132	93.94%	23.86%	121	133	90.98%	-0.841465	-1.511574
Oct-05	140	146	95.89%	19.85%	151	161	93.79%	-0.761914	-1.463211
Nov-05	133	135	98.52%	12.08%	113	128	88.28%	-2.579902	-2.568469
Dec-05									



Unbundled Loop - XDSL(Parity)									
Date	CLEC Num	CLEC Denom	CLEC Result	Standard Dev	Qwest Num	Qwest Denom	Qwest Result	Mod Z Scr	Parity Scr
Jan-05	10	10	100.00%	0.00%	12389	13061	94.85%	-0.736208	-1.447582
Feb-05	8	8	100.00%	0.00%	10317	11048	93.38%	-0.75261	-1.457554
Mar-05	8	8	100.00%	0.00%	10903	11793	92.45%	-0.80783	-1.491125
Apr-05	5	5	100.00%	0.00%	10127	11102	91.22%	-0.693664	-1.421718
May-05	3	3	100.00%	0.00%	10596	11755	90.14%	-0.572764	-1.348216
Jun-05	10	10	100.00%	0.00%	11471	12592	91.10%	-0.988166	-1.600762
Jul-05	5	5	100.00%	0.00%	12093	13364	90.49%	-0.724786	-1.440638
Aug-05	11	12	91.67%	27.64%	14295	15757	90.72%	-0.112798	-1.068577
Sep-05	4	4	100.00%	0.00%	15089	16568	91.07%	-0.626082	-1.380631
Oct-05	2	2	100.00%	0.00%	13797	15138	91.14%	-0.440868	-1.268029
Nov-05	4	4	100.00%	0.00%	13083	14431	90.66%	-0.641891	-1.390242
Dec-05									

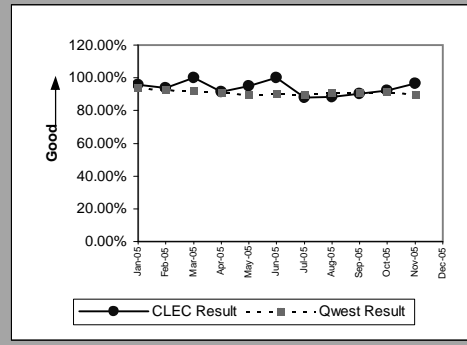


Unbundled Loop ISDN Capable(Parity)									
Date	CLEC Num	CLEC Denom	CLEC Result	Standard Dev	Qwest Num	Qwest Denom	Qwest Result	Mod Z Scr	Parity Scr
Jan-05	50	50	100.00%	0.00%	56	64	87.50%	-2.002505	-2.217436
Feb-05	33	34	97.06%	16.90%	69	76	90.79%	-1.050782	-1.63883
Mar-05	45	49	91.84%	27.38%	82	85	96.47%	1.400067	-0.334014
Apr-05	31	31	100.00%	0.00%	58	68	85.29%	-1.916036	-2.164867
May-05	44	50	88.00%	32.50%	83	86	96.51%	2.608412	0.101787
Jun-05	44	48	91.67%	27.64%	64	67	95.52%	0.985914	-0.508059
Jul-05	50	55	90.91%	28.75%	42	47	89.36%	-0.252649	-1.1536
Aug-05	32	35	91.43%	27.99%	67	70	95.71%	1.022143	-0.530782
Sep-05	42	42	100.00%	0.00%	73	75	97.33%	-0.858847	-1.522142
Oct-05	41	45	91.11%	28.46%	67	71	94.37%	0.7409	-0.610691
Nov-05	42	43	97.67%	15.07%	50	53	94.34%	-0.703131	-1.427473
Dec-05									

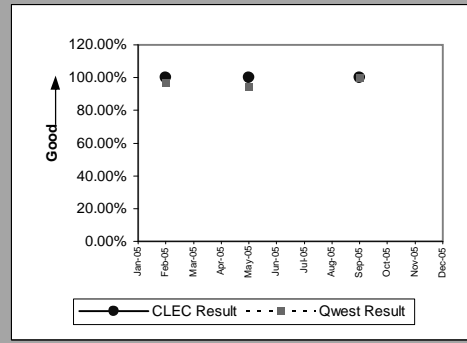


OP-5A - New Service Installation Quality Reported to Repair (Percent)

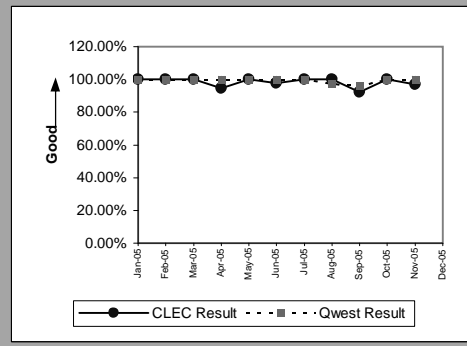
Unbundled Loop - ADSL Qualified(Parity)									
Date	CLEC Num	CLEC Denom	CLEC Result	Standard Dev	Qwest Num	Qwest Denom	Qwest Result	Mod Z Scr	Parity Scr
Jan-05	45	47	95.74%	20.18%	3867	4114	94.00%	-0.501758	-1.305047
Feb-05	15	16	93.75%	24.21%	3367	3633	92.68%	-0.164214	-1.099835
Mar-05	19	19	100.00%	0.00%	3511	3826	91.77%	-1.30239	-1.791797
Apr-05	21	23	91.30%	28.18%	3585	3944	90.90%	-0.067625	-1.041113
May-05	19	20	95.00%	21.79%	3877	4325	89.64%	-0.784596	-1.477
Jun-05	30	30	100.00%	0.00%	4387	4852	90.42%	-1.777726	-2.080781
Jul-05	22	25	88.00%	32.50%	4856	5394	90.03%	0.337269	-0.764368
Aug-05	23	26	88.46%	31.95%	6541	7215	90.66%	0.384223	-0.737398
Sep-05	38	42	90.48%	29.35%	7069	7781	90.85%	0.083685	-0.912747
Oct-05	24	26	92.31%	26.65%	6722	7362	91.31%	-0.180844	-1.109945
Nov-05	29	30	96.67%	17.95%	6276	6967	90.08%	-1.204035	-1.732001
Dec-05									



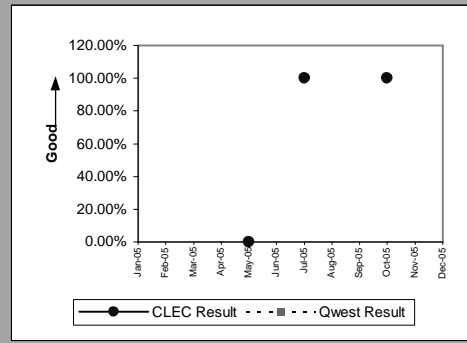
Unbundled Loop - DS3 Capable(Parity)									
Date	CLEC Num	CLEC Denom	CLEC Result	Standard Dev	Qwest Num	Qwest Denom	Qwest Result	Mod Z Scr	Parity Scr
Jan-05									
Feb-05	2	2	100.00%	0.00%	33	34	97.06%	-0.239247	-1.145452
Mar-05									
Apr-05									
May-05	2	2	100.00%	0.00%	18	19	94.74%	-0.317063	-1.192761
Jun-05									
Jul-05									
Aug-05									
Sep-05	3	3	100.00%	0.00%	14	14	100.00%		
Oct-05									
Nov-05									
Dec-05									



LIS Trunk(Parity)									
Date	CLEC Num	CLEC Denom	CLEC Result	Standard Dev	Qwest Num	Qwest Denom	Qwest Result	Mod Z Scr	Parity Scr
Jan-05	19	19	100.00%	0.00%	28	28	100.00%		
Feb-05	54	54	100.00%	0.00%	36	36	100.00%		
Mar-05	43	43	100.00%	0.00%	60	60	100.00%		
Apr-05	18	19	94.74%	22.33%	43	43	100.00%		-0.369012
May-05	35	35	100.00%	0.00%	14	14	100.00%		
Jun-05	43	44	97.73%	14.90%	16	16	100.00%		-0.847067
Jul-05	16	16	100.00%	0.00%	37	37	100.00%		
Aug-05	21	21	100.00%	0.00%	38	39	97.44%	-0.599342	-1.364374
Sep-05	36	39	92.31%	26.65%	24	25	96.00%	0.735436	-0.707237
Oct-05	35	35	100.00%	0.00%	27	27	100.00%		
Nov-05	32	33	96.97%	17.14%	34	34	100.00%		-0.613435
Dec-05									

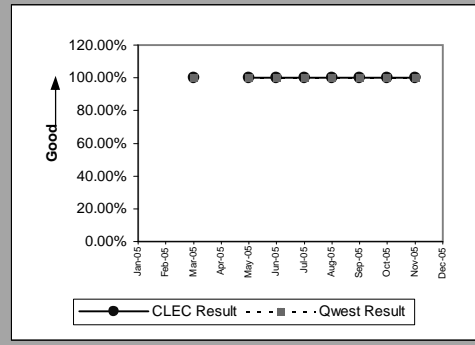


Dark Fiber - Loop(Diagnostic)									
Date	CLEC Num	CLEC Denom	CLEC Result	Standard Dev	Qwest Num	Qwest Denom	Qwest Result	Mod Z Scr	Parity Scr
Jan-05									
Feb-05									
Mar-05									
Apr-05									
May-05	0	1	0.00%	0.00%					
Jun-05									
Jul-05	2	2	100.00%	0.00%					
Aug-05									
Sep-05									
Oct-05	2	2	100.00%	0.00%					
Nov-05									
Dec-05									

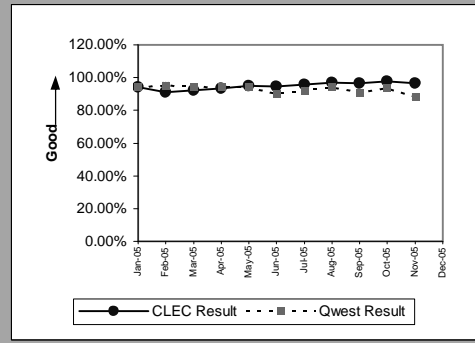


OP-5A - New Service Installation Quality Reported to Repair (Percent)

E911(Parity)									
Date	CLEC Num	CLEC Denom	CLEC Result	Standard Dev	Qwest Num	Qwest Denom	Qwest Result	Mod Z Scr	Parity Scr
Jan-05									
Feb-05									
Mar-05	2	2	100.00%	0.00%	3	3	100.00%		
Apr-05									
May-05	10	10	100.00%	0.00%	72	72	100.00%		
Jun-05	32	32	100.00%	0.00%	41	41	100.00%		
Jul-05	20	20	100.00%	0.00%	84	84	100.00%		
Aug-05	26	26	100.00%	0.00%	63	63	100.00%		
Sep-05	21	21	100.00%	0.00%	69	69	100.00%		
Oct-05	34	34	100.00%	0.00%	84	84	100.00%		
Nov-05	42	42	100.00%	0.00%	69	69	100.00%		
Dec-05									

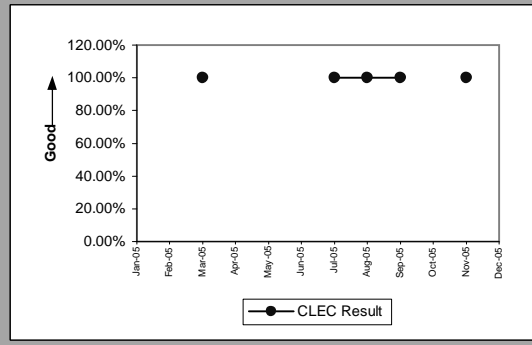


Enhanced Extended Loops - DS1 Capable(Parity)									
Date	CLEC Num	CLEC Denom	CLEC Result	Standard Dev	Qwest Num	Qwest Denom	Qwest Result	Mod Z Scr	Parity Scr
Jan-05	97	103	94.17%	23.42%	96	102	94.12%	-0.017376	-1.010564
Feb-05	100	110	90.91%	28.75%	128	134	95.52%	1.733762	-0.138593
Mar-05	107	116	92.24%	26.75%	119	126	94.44%	0.74745	-0.590804
Apr-05	87	93	93.55%	24.57%	110	117	94.02%	0.142255	-0.92626
May-05	112	118	94.92%	21.97%	110	117	94.02%	-0.290265	-1.176468
Jun-05	104	110	94.55%	22.71%	156	173	90.17%	-1.204398	-1.732222
Jul-05	132	138	95.65%	20.39%	133	144	92.36%	-1.040094	-1.632332
Aug-05	494	509	97.05%	16.91%	134	142	94.37%	-1.227854	-1.746482
Sep-05	204	211	96.68%	17.91%	121	133	90.98%	-1.798512	-2.093418
Oct-05	79	81	97.53%	15.52%	151	161	93.79%	-1.138136	-1.691937
Nov-05	83	86	96.51%	18.35%	113	128	88.28%	-1.835237	-2.115745
Dec-05									

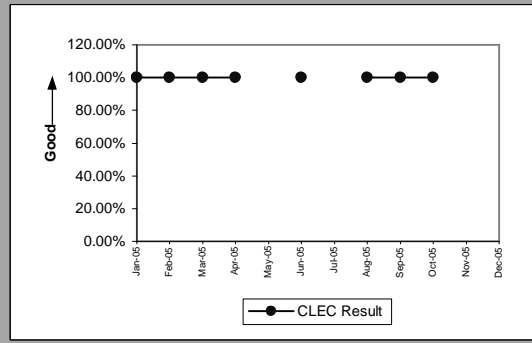


OP-5A - New Service Installation Quality Reported to Repair (Percent)

Enhanced Extended Loops - DS0 Capable(Diagnostic)					
Date	Numerator	Denominator	CLEC Result	Standard Dev	
Jan-05					
Feb-05					
Mar-05		5	5	100.00%	0.00%
Apr-05					
May-05					
Jun-05					
Jul-05	1	1	1	100.00%	0.00%
Aug-05	1	1	1	100.00%	0.00%
Sep-05	2	2	2	100.00%	0.00%
Oct-05					
Nov-05	1	1	1	100.00%	0.00%
Dec-05					

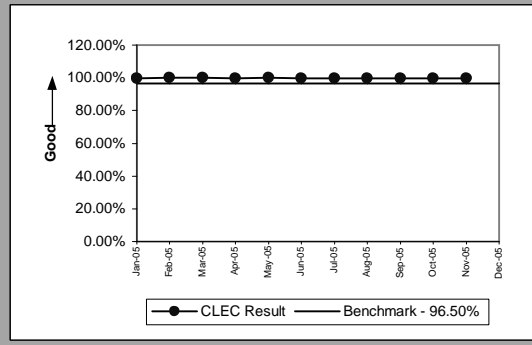


Enhanced Extended Loops - DS3 Capable(Diagnostic)					
Date	Numerator	Denominator	CLEC Result	Standard Dev	
Jan-05	1	1	1	100.00%	0.00%
Feb-05	2	2	2	100.00%	0.00%
Mar-05	1	1	1	100.00%	0.00%
Apr-05	1	1	1	100.00%	0.00%
May-05					
Jun-05	1	1	1	100.00%	0.00%
Jul-05					
Aug-05	4	4	4	100.00%	0.00%
Sep-05	1	1	1	100.00%	0.00%
Oct-05	2	2	2	100.00%	0.00%
Nov-05					
Dec-05					

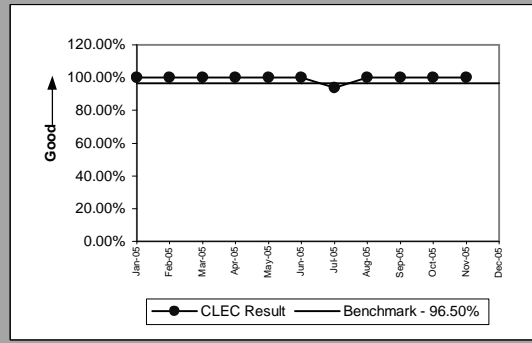


OP-5B - New Service Provisioning Quality (Percent)

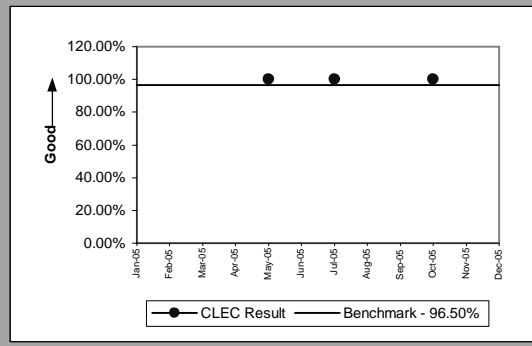
Residence(Benchmark)					
Date	Numerator	Denominator	CLEC Result	Standard Dev	
Jan-05	1388	1390	99.86%	3.79%	
Feb-05	1290	1290	100.00%	0.00%	
Mar-05	1976	1978	99.90%	3.18%	
Apr-05	1560	1565	99.68%	5.64%	
May-05	2114	2116	99.91%	3.07%	
Jun-05	2154	2159	99.77%	4.81%	
Jul-05	1909	1917	99.58%	6.45%	
Aug-05	2234	2239	99.78%	4.72%	
Sep-05	2361	2365	99.83%	4.11%	
Oct-05	2123	2128	99.77%	4.84%	
Nov-05	2008	2013	99.75%	4.98%	
Dec-05					



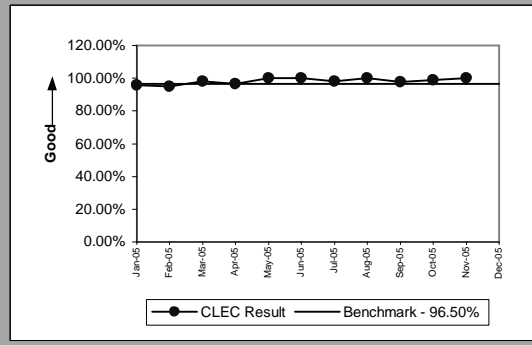
Business(Benchmark)					
Date	Numerator	Denominator	CLEC Result	Standard Dev	
Jan-05	11	11	100.00%	0.00%	
Feb-05	18	18	100.00%	0.00%	
Mar-05	12	12	100.00%	0.00%	
Apr-05	14	14	100.00%	0.00%	
May-05	15	15	100.00%	0.00%	
Jun-05	12	12	100.00%	0.00%	
Jul-05	15	16	93.75%	24.21%	
Aug-05	4	4	100.00%	0.00%	
Sep-05	14	14	100.00%	0.00%	
Oct-05	4	4	100.00%	0.00%	
Nov-05	14	14	100.00%	0.00%	
Dec-05					



PBX(Benchmark)					
Date	Numerator	Denominator	CLEC Result	Standard Dev	
Jan-05					
Feb-05					
Mar-05					
Apr-05					
May-05	2	2	100.00%	0.00%	
Jun-05					
Jul-05	2	2	100.00%	0.00%	
Aug-05					
Sep-05					
Oct-05	8	8	100.00%	0.00%	
Nov-05					
Dec-05					

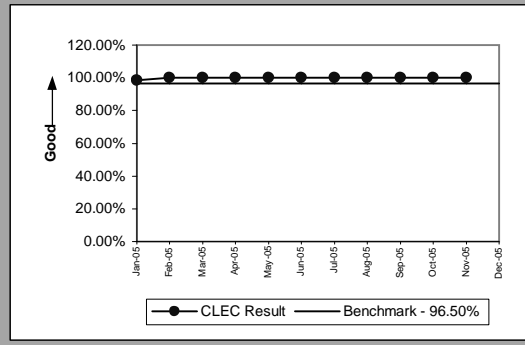


Qwest DSL(Benchmark)					
Date	Numerator	Denominator	CLEC Result	Standard Dev	
Jan-05	71	74	95.95%	19.72%	
Feb-05	55	58	94.83%	22.15%	
Mar-05	98	100	98.00%	14.00%	
Apr-05	89	92	96.74%	17.76%	
May-05	100	100	100.00%	0.00%	
Jun-05	94	94	100.00%	0.00%	
Jul-05	96	98	97.96%	14.14%	
Aug-05	95	95	100.00%	0.00%	
Sep-05	93	95	97.89%	14.36%	
Oct-05	92	93	98.92%	10.31%	
Nov-05	112	112	100.00%	0.00%	
Dec-05					

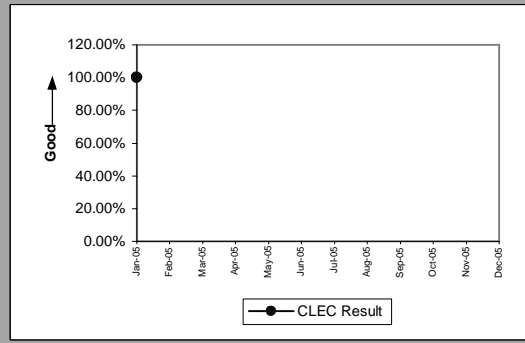


OP-5B - New Service Provisioning Quality (Percent)

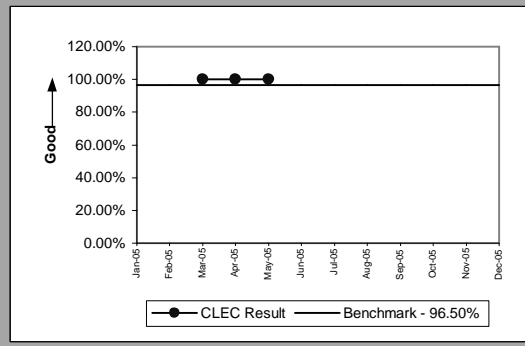
UNE - P (POTS)(Benchmark)					
Date	Numerator	Denominator	CLEC Result	Standard Dev	
Jan-05	147	149	98.66%	11.51%	
Feb-05	46	46	100.00%	0.00%	
Mar-05	17	17	100.00%	0.00%	
Apr-05	15	15	100.00%	0.00%	
May-05	9	9	100.00%	0.00%	
Jun-05	15	15	100.00%	0.00%	
Jul-05	4	4	100.00%	0.00%	
Aug-05	5	5	100.00%	0.00%	
Sep-05	8	8	100.00%	0.00%	
Oct-05	6	6	100.00%	0.00%	
Nov-05	4	4	100.00%	0.00%	
Dec-05					



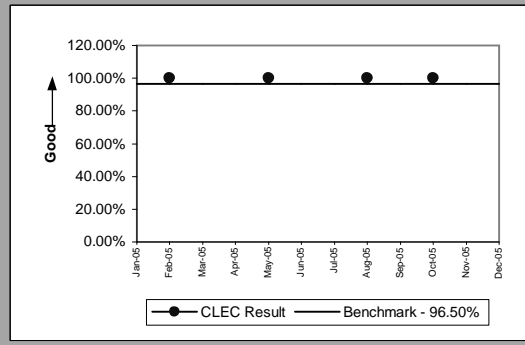
UNE P (Centrex)(Diagnostic)					
Date	Numerator	Denominator	CLEC Result	Standard Dev	
Jan-05	2	2	100.00%	0.00%	
Feb-05					
Mar-05					
Apr-05					
May-05					
Jun-05					
Jul-05					
Aug-05					
Sep-05					
Oct-05					
Nov-05					
Dec-05					



ISDN Primary(Benchmark)					
Date	Numerator	Denominator	CLEC Result	Standard Dev	
Jan-05					
Feb-05					
Mar-05	6	6	100.00%	0.00%	
Apr-05	1	1	100.00%	0.00%	
May-05	4	4	100.00%	0.00%	
Jun-05					
Jul-05					
Aug-05					
Sep-05					
Oct-05					
Nov-05					
Dec-05					

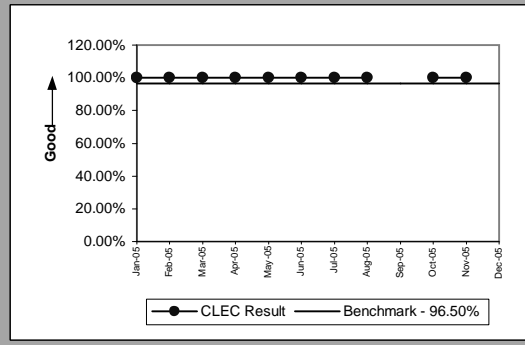


DS1 (Benchmark)					
Date	Numerator	Denominator	CLEC Result	Standard Dev	
Jan-05					
Feb-05	1	1	100.00%	0.00%	
Mar-05					
Apr-05					
May-05	1	1	100.00%	0.00%	
Jun-05					
Jul-05					
Aug-05	1	1	100.00%	0.00%	
Sep-05					
Oct-05	10	10	100.00%	0.00%	
Nov-05					
Dec-05					

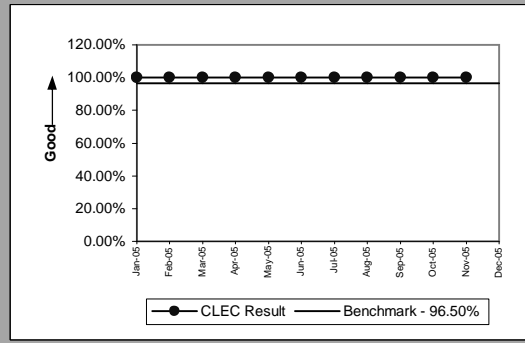


OP-5B - New Service Provisioning Quality (Percent)

Line Sharing(Benchmark)					
Date	Numerator	Denominator	CLEC Result	Standard Dev	
Jan-05	13	13	100.00%	0.00%	
Feb-05	13	13	100.00%	0.00%	
Mar-05	7	7	100.00%	0.00%	
Apr-05	3	3	100.00%	0.00%	
May-05	1	1	100.00%	0.00%	
Jun-05	4	4	100.00%	0.00%	
Jul-05	1	1	100.00%	0.00%	
Aug-05	2	2	100.00%	0.00%	
Sep-05					
Oct-05	2	2	100.00%	0.00%	
Nov-05	2	2	100.00%	0.00%	
Dec-05					

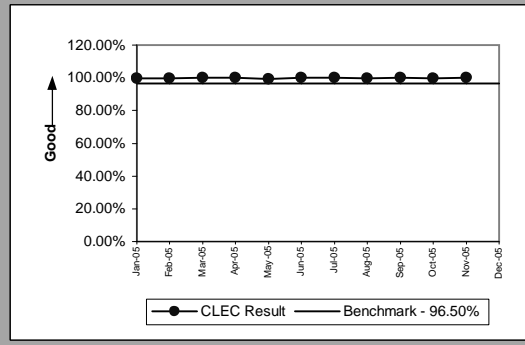


Line Splitting(Benchmark)					
Date	Numerator	Denominator	CLEC Result	Standard Dev	
Jan-05	51	51	100.00%	0.00%	
Feb-05	55	55	100.00%	0.00%	
Mar-05	69	69	100.00%	0.00%	
Apr-05	54	54	100.00%	0.00%	
May-05	49	49	100.00%	0.00%	
Jun-05	33	33	100.00%	0.00%	
Jul-05	35	35	100.00%	0.00%	
Aug-05	26	26	100.00%	0.00%	
Sep-05	19	19	100.00%	0.00%	
Oct-05	25	25	100.00%	0.00%	
Nov-05	30	30	100.00%	0.00%	
Dec-05					

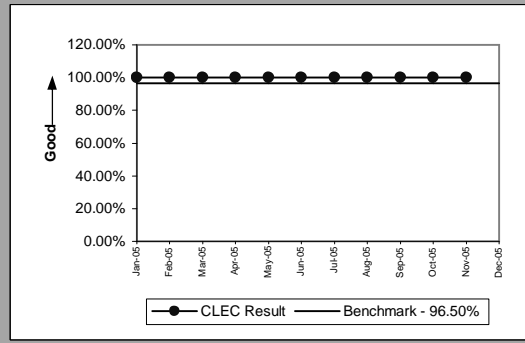


OP-5B - New Service Provisioning Quality (Percent)

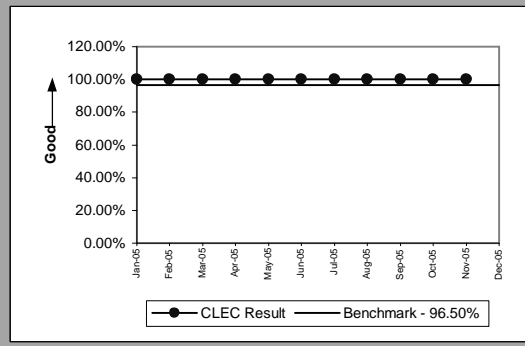
Unbundled Loop Analog(Benchmark)					
Date	Numerator	Denominator	CLEC Result	Standard Dev	
Jan-05	1178	1184	99.49%	7.10%	
Feb-05	1365	1368	99.78%	4.68%	
Mar-05	1412	1412	100.00%	0.00%	
Apr-05	1232	1232	100.00%	0.00%	
May-05	1421	1431	99.30%	8.33%	
Jun-05	3836	3836	100.00%	0.00%	
Jul-05	7446	7449	99.96%	2.01%	
Aug-05	3760	3766	99.84%	3.99%	
Sep-05	1886	1886	100.00%	0.00%	
Oct-05	1759	1763	99.77%	4.76%	
Nov-05	2205	2206	99.95%	2.13%	
Dec-05					



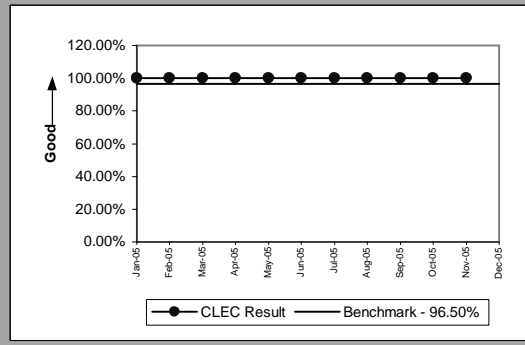
Unbundled Loop - 2 Wire Non-Loaded(Benchmark)					
Date	Numerator	Denominator	CLEC Result	Standard Dev	
Jan-05	315	315	100.00%	0.00%	
Feb-05	318	318	100.00%	0.00%	
Mar-05	374	374	100.00%	0.00%	
Apr-05	348	348	100.00%	0.00%	
May-05	368	368	100.00%	0.00%	
Jun-05	364	364	100.00%	0.00%	
Jul-05	365	365	100.00%	0.00%	
Aug-05	337	337	100.00%	0.00%	
Sep-05	368	368	100.00%	0.00%	
Oct-05	369	369	100.00%	0.00%	
Nov-05	404	404	100.00%	0.00%	
Dec-05					



Unbundled Loop - DS1 Capable(Benchmark)					
Date	Numerator	Denominator	CLEC Result	Standard Dev	
Jan-05	97	97	100.00%	0.00%	
Feb-05	125	125	100.00%	0.00%	
Mar-05	152	152	100.00%	0.00%	
Apr-05	137	137	100.00%	0.00%	
May-05	132	132	100.00%	0.00%	
Jun-05	134	134	100.00%	0.00%	
Jul-05	114	114	100.00%	0.00%	
Aug-05	127	127	100.00%	0.00%	
Sep-05	132	132	100.00%	0.00%	
Oct-05	146	146	100.00%	0.00%	
Nov-05	135	135	100.00%	0.00%	
Dec-05					

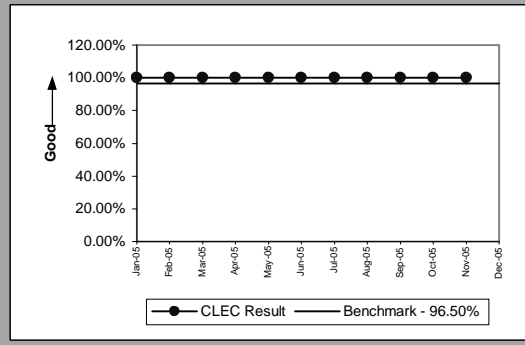


Unbundled Loop - XDSL(Benchmark)					
Date	Numerator	Denominator	CLEC Result	Standard Dev	
Jan-05	10	10	100.00%	0.00%	
Feb-05	8	8	100.00%	0.00%	
Mar-05	8	8	100.00%	0.00%	
Apr-05	5	5	100.00%	0.00%	
May-05	3	3	100.00%	0.00%	
Jun-05	10	10	100.00%	0.00%	
Jul-05	5	5	100.00%	0.00%	
Aug-05	12	12	100.00%	0.00%	
Sep-05	4	4	100.00%	0.00%	
Oct-05	2	2	100.00%	0.00%	
Nov-05	4	4	100.00%	0.00%	
Dec-05					

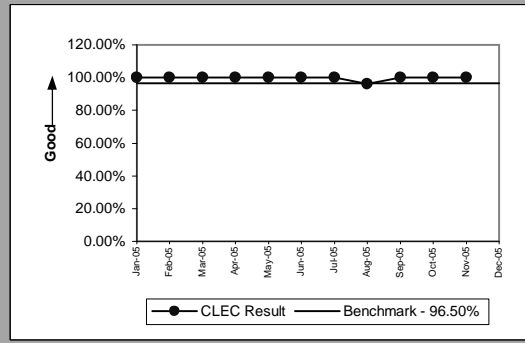


OP-5B - New Service Provisioning Quality (Percent)

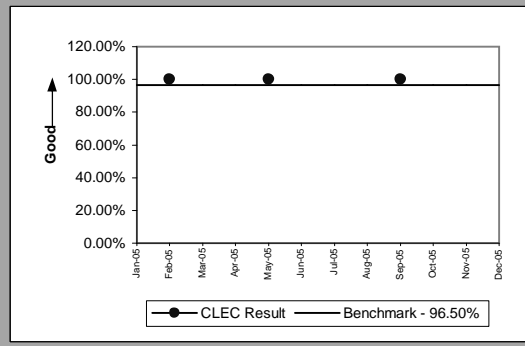
Unbundled Loop ISDN Capable(Benchmark)					
Date	Numerator	Denominator	CLEC Result	Standard Dev	
Jan-05	50	50	100.00%	0.00%	
Feb-05	34	34	100.00%	0.00%	
Mar-05	49	49	100.00%	0.00%	
Apr-05	31	31	100.00%	0.00%	
May-05	50	50	100.00%	0.00%	
Jun-05	48	48	100.00%	0.00%	
Jul-05	55	55	100.00%	0.00%	
Aug-05	35	35	100.00%	0.00%	
Sep-05	42	42	100.00%	0.00%	
Oct-05	45	45	100.00%	0.00%	
Nov-05	43	43	100.00%	0.00%	
Dec-05					



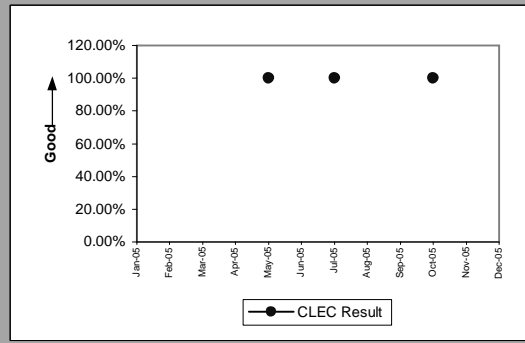
Unbundled Loop - ADSL Qualified(Benchmark)					
Date	Numerator	Denominator	CLEC Result	Standard Dev	
Jan-05	47	47	100.00%	0.00%	
Feb-05	16	16	100.00%	0.00%	
Mar-05	19	19	100.00%	0.00%	
Apr-05	23	23	100.00%	0.00%	
May-05	20	20	100.00%	0.00%	
Jun-05	30	30	100.00%	0.00%	
Jul-05	25	25	100.00%	0.00%	
Aug-05	25	26	96.15%	19.23%	
Sep-05	42	42	100.00%	0.00%	
Oct-05	26	26	100.00%	0.00%	
Nov-05	30	30	100.00%	0.00%	
Dec-05					



Unbundled Loop - DS3 Capable(Benchmark)					
Date	Numerator	Denominator	CLEC Result	Standard Dev	
Jan-05					
Feb-05	2	2	100.00%	0.00%	
Mar-05					
Apr-05					
May-05	2	2	100.00%	0.00%	
Jun-05					
Jul-05					
Aug-05					
Sep-05	3	3	100.00%	0.00%	
Oct-05					
Nov-05					
Dec-05					

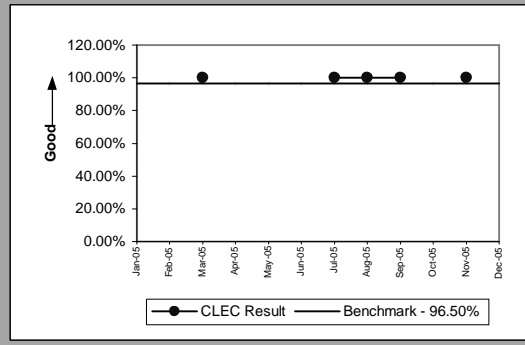


Dark Fiber - Loop(Diagnostic)					
Date	Numerator	Denominator	CLEC Result	Standard Dev	
Jan-05					
Feb-05					
Mar-05					
Apr-05					
May-05	1	1	100.00%	0.00%	
Jun-05					
Jul-05	2	2	100.00%	0.00%	
Aug-05					
Sep-05					
Oct-05	2	2	100.00%	0.00%	
Nov-05					
Dec-05					

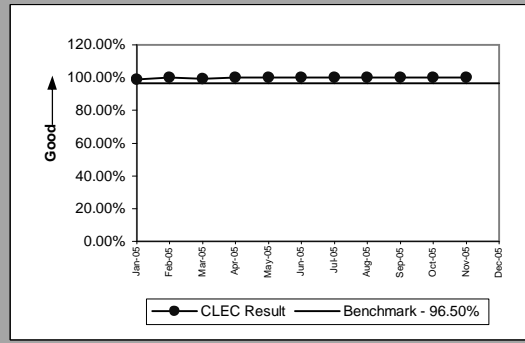


OP-5B - New Service Provisioning Quality (Percent)

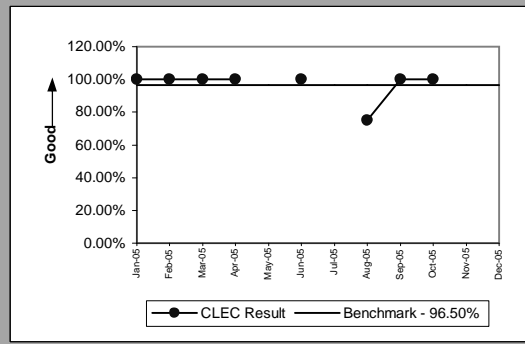
Enhanced Extended Loops - DS0 Capable(Benchmark)				
Date	Numerator	Denominator	CLEC Result	Standard Dev
Jan-05				
Feb-05				
Mar-05	5	5	100.00%	0.00%
Apr-05				
May-05				
Jun-05				
Jul-05	1	1	100.00%	0.00%
Aug-05	1	1	100.00%	0.00%
Sep-05	2	2	100.00%	0.00%
Oct-05				
Nov-05	1	1	100.00%	0.00%
Dec-05				



Enhanced Extended Loops - DS1 Capable(Benchmark)					
Date	Numerator	Denominator	CLEC Result	Standard Dev	Standard Dev
Jan-05	102	103	99.03%	9.81%	9.81%
Feb-05	110	110	100.00%	0.00%	0.00%
Mar-05	115	116	99.14%	9.24%	9.24%
Apr-05	93	93	100.00%	0.00%	0.00%
May-05	118	118	100.00%	0.00%	0.00%
Jun-05	110	110	100.00%	0.00%	0.00%
Jul-05	138	138	100.00%	0.00%	0.00%
Aug-05	509	509	100.00%	0.00%	0.00%
Sep-05	211	211	100.00%	0.00%	0.00%
Oct-05	81	81	100.00%	0.00%	0.00%
Nov-05	86	86	100.00%	0.00%	0.00%
Dec-05					

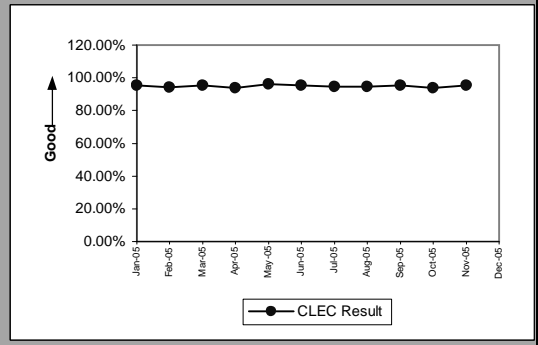


Enhanced Extended Loops - DS3 Capable(Benchmark)				
Date	Numerator	Denominator	CLEC Result	Standard Dev
Jan-05	1	1	100.00%	0.00%
Feb-05	2	2	100.00%	0.00%
Mar-05	1	1	100.00%	0.00%
Apr-05	1	1	100.00%	0.00%
May-05				
Jun-05	1	1	100.00%	0.00%
Jul-05				
Aug-05	3	4	75.00%	43.30%
Sep-05	1	1	100.00%	0.00%
Oct-05	2	2	100.00%	0.00%
Nov-05				
Dec-05				

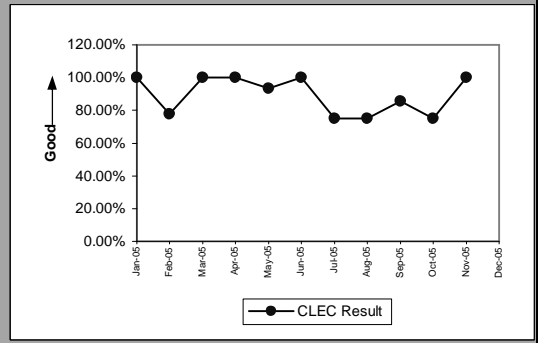


OP-5T - New Service Installation Quality Total (Percent)

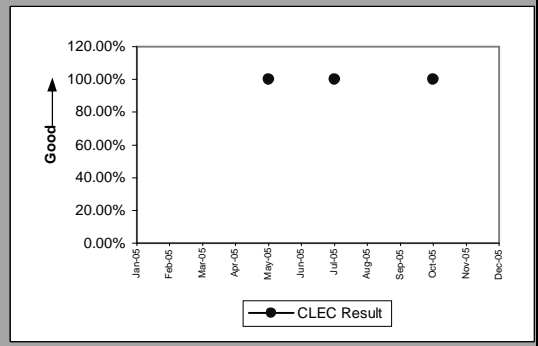
Residence(Diagnostic)					
Date	Numerator	Denominator	CLEC Result	Standard Dev	
Jan-05		1324	1390	95.25%	21.27%
Feb-05		1217	1290	94.34%	23.11%
Mar-05		1883	1978	95.20%	21.38%
Apr-05		1471	1565	93.99%	23.76%
May-05		2037	2116	96.27%	18.96%
Jun-05		2062	2159	95.51%	20.71%
Jul-05		1817	1917	94.78%	22.24%
Aug-05		2114	2239	94.42%	22.96%
Sep-05		2259	2365	95.52%	20.69%
Oct-05		1998	2128	93.89%	23.95%
Nov-05		1922	2013	95.48%	20.78%
Dec-05					



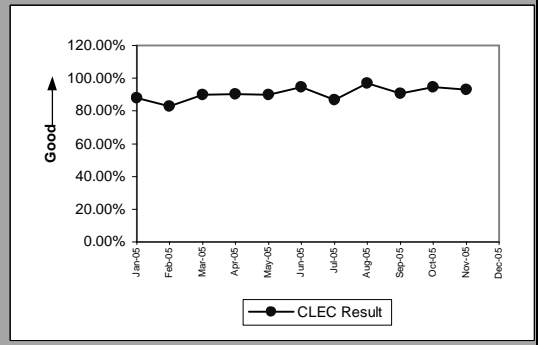
Business(Diagnostic)					
Date	Numerator	Denominator	CLEC Result	Standard Dev	
Jan-05	11	11	100.00%	0.00%	0.00%
Feb-05	14	18	77.78%	41.57%	
Mar-05	12	12	100.00%	0.00%	
Apr-05	14	14	100.00%	0.00%	
May-05	14	15	93.33%	24.94%	
Jun-05	12	12	100.00%	0.00%	
Jul-05	12	16	75.00%	43.30%	
Aug-05	3	4	75.00%	43.30%	
Sep-05	12	14	85.71%	34.99%	
Oct-05	3	4	75.00%	43.30%	
Nov-05	14	14	100.00%	0.00%	
Dec-05					



PBX(Diagnostic)					
Date	Numerator	Denominator	CLEC Result	Standard Dev	
Jan-05					
Feb-05					
Mar-05					
Apr-05					
May-05	2	2	100.00%	0.00%	
Jun-05					
Jul-05	2	2	100.00%	0.00%	
Aug-05					
Sep-05					
Oct-05	8	8	100.00%	0.00%	
Nov-05					
Dec-05					

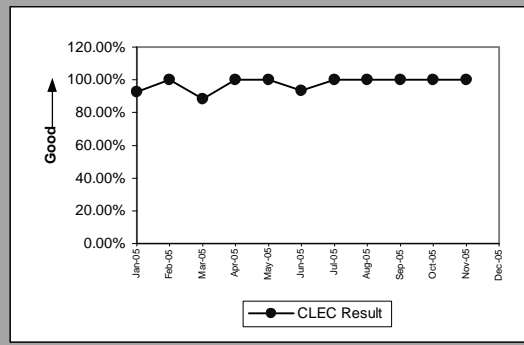


Qwest DSL(Diagnostic)					
Date	Numerator	Denominator	CLEC Result	Standard Dev	
Jan-05	65	74	87.84%	32.68%	
Feb-05	48	58	82.76%	37.77%	
Mar-05	90	100	90.00%	30.00%	
Apr-05	83	92	90.22%	29.71%	
May-05	90	100	90.00%	30.00%	
Jun-05	89	94	94.68%	22.44%	
Jul-05	85	98	86.73%	33.92%	
Aug-05	92	95	96.84%	17.49%	
Sep-05	86	95	90.53%	29.29%	
Oct-05	88	93	94.62%	22.56%	
Nov-05	104	112	92.86%	25.75%	
Dec-05					

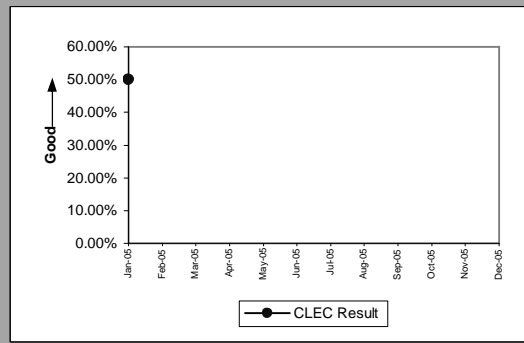


OP-5T - New Service Installation Quality Total (Percent)

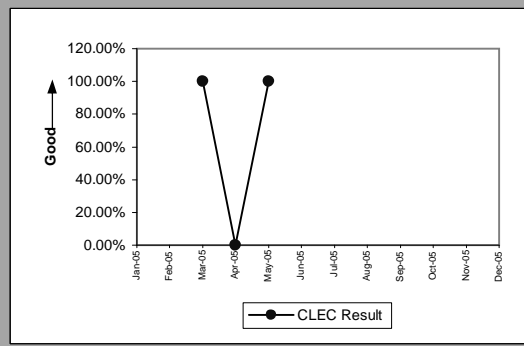
UNE - P (POTS)(Diagnostic)					
Date	Numerator	Denominator	CLEC Result	Standard Dev	
Jan-05	138	149	92.62%	26.15%	
Feb-05	46	46	100.00%	0.00%	
Mar-05	15	17	88.24%	32.22%	
Apr-05	15	15	100.00%	0.00%	
May-05	9	9	100.00%	0.00%	
Jun-05	14	15	93.33%	24.94%	
Jul-05	4	4	100.00%	0.00%	
Aug-05	5	5	100.00%	0.00%	
Sep-05	8	8	100.00%	0.00%	
Oct-05	6	6	100.00%	0.00%	
Nov-05	4	4	100.00%	0.00%	
Dec-05					



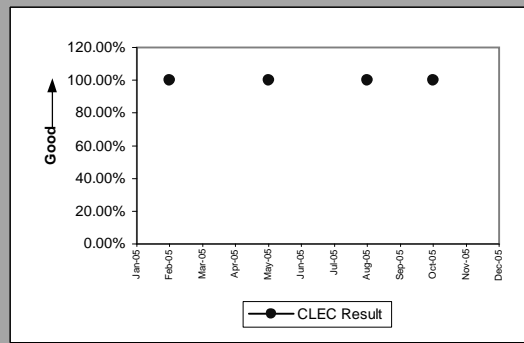
UNE P (Centrex)(Diagnostic)					
Date	Numerator	Denominator	CLEC Result	Standard Dev	
Jan-05	1	2	50.00%	50.00%	
Feb-05					
Mar-05					
Apr-05					
May-05					
Jun-05					
Jul-05					
Aug-05					
Sep-05					
Oct-05					
Nov-05					
Dec-05					



ISDN Primary(Diagnostic)					
Date	Numerator	Denominator	CLEC Result	Standard Dev	
Jan-05					
Feb-05					
Mar-05	6	6	100.00%	0.00%	
Apr-05	0	1	0.00%	0.00%	
May-05	4	4	100.00%	0.00%	
Jun-05					
Jul-05					
Aug-05					
Sep-05					
Oct-05					
Nov-05					
Dec-05					

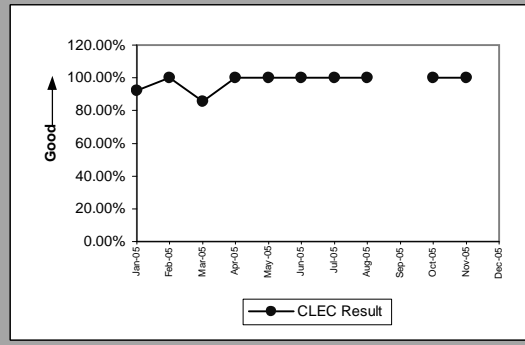


DS1(Diagnostic)					
Date	Numerator	Denominator	CLEC Result	Standard Dev	
Jan-05					
Feb-05	1	1	100.00%	0.00%	
Mar-05					
Apr-05					
May-05	1	1	100.00%	0.00%	
Jun-05					
Jul-05					
Aug-05	1	1	100.00%	0.00%	
Sep-05					
Oct-05	10	10	100.00%	0.00%	
Nov-05					
Dec-05					

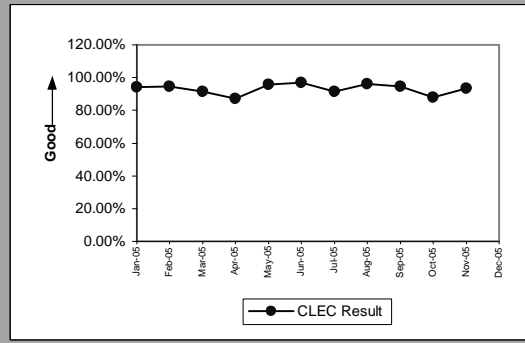


OP-5T - New Service Installation Quality Total (Percent)

Line Sharing(Diagnostic)					
Date	Numerator	Denominator	CLEC Result	Standard Dev	
Jan-05	12	13	92.31%	26.65%	
Feb-05	13	13	100.00%	0.00%	
Mar-05	6	7	85.71%	34.99%	
Apr-05	3	3	100.00%	0.00%	
May-05	1	1	100.00%	0.00%	
Jun-05	4	4	100.00%	0.00%	
Jul-05	1	1	100.00%	0.00%	
Aug-05	2	2	100.00%	0.00%	
Sep-05					
Oct-05	2	2	100.00%	0.00%	
Nov-05	2	2	100.00%	0.00%	
Dec-05					

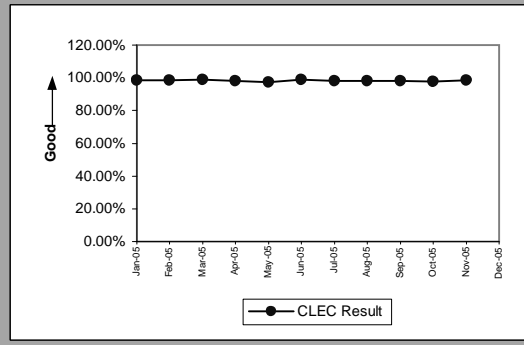


Line Splitting(Diagnostic)					
Date	Numerator	Denominator	CLEC Result	Standard Dev	
Jan-05	48	51	94.12%	23.53%	
Feb-05	52	55	94.55%	22.71%	
Mar-05	63	69	91.30%	28.18%	
Apr-05	47	54	87.04%	33.59%	
May-05	47	49	95.92%	19.79%	
Jun-05	32	33	96.97%	17.14%	
Jul-05	32	35	91.43%	27.99%	
Aug-05	25	26	96.15%	19.23%	
Sep-05	18	19	94.74%	22.33%	
Oct-05	22	25	88.00%	32.50%	
Nov-05	28	30	93.33%	24.94%	
Dec-05					

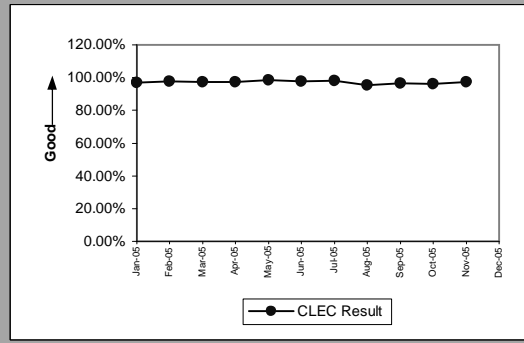


OP-5T - New Service Installation Quality Total (Percent)

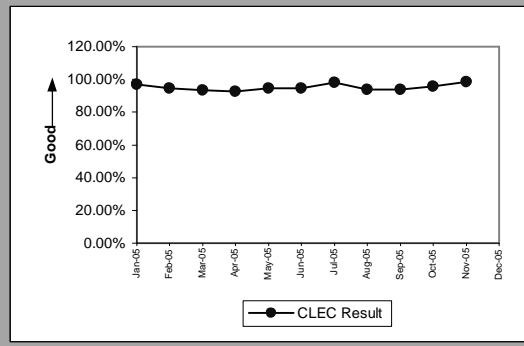
Unbundled Loop Analog(Diagnostic)					
Date	Numerator	Denominator	CLEC Result	Standard Dev	
Jan-05	1164	1184	98.31%	12.89%	
Feb-05	1345	1368	98.32%	12.86%	
Mar-05	1398	1412	99.01%	9.91%	
Apr-05	1211	1232	98.30%	12.94%	
May-05	1393	1431	97.34%	16.08%	
Jun-05	3788	3836	98.75%	11.12%	
Jul-05	7314	7449	98.19%	13.34%	
Aug-05	3701	3766	98.27%	13.02%	
Sep-05	1848	1886	97.99%	14.05%	
Oct-05	1722	1763	97.67%	15.07%	
Nov-05	2174	2206	98.55%	11.96%	
Dec-05					



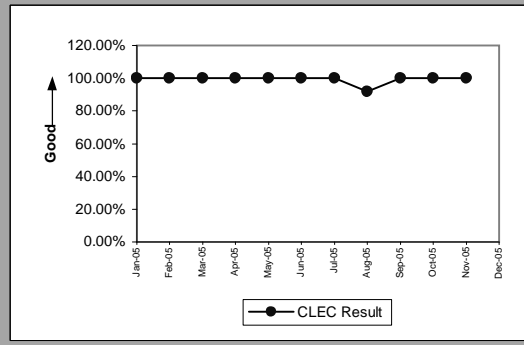
Unbundled Loop - 2 Wire Non-Loaded(Diagnostic)					
Date	Numerator	Denominator	CLEC Result	Standard Dev	
Jan-05	305	315	96.83%	17.53%	
Feb-05	311	318	97.80%	14.67%	
Mar-05	364	374	97.33%	16.13%	
Apr-05	339	348	97.41%	15.87%	
May-05	363	368	98.64%	11.58%	
Jun-05	356	364	97.80%	14.66%	
Jul-05	358	365	98.08%	13.72%	
Aug-05	321	337	95.25%	21.27%	
Sep-05	355	368	96.47%	18.46%	
Oct-05	355	369	96.21%	19.11%	
Nov-05	393	404	97.28%	16.27%	
Dec-05					



Unbundled Loop - DS1 Capable(Diagnostic)					
Date	Numerator	Denominator	CLEC Result	Standard Dev	
Jan-05	94	97	96.91%	17.31%	
Feb-05	118	125	94.40%	22.99%	
Mar-05	142	152	93.42%	24.79%	
Apr-05	127	137	92.70%	26.01%	
May-05	125	132	94.70%	22.41%	
Jun-05	127	134	94.78%	22.25%	
Jul-05	112	114	98.25%	13.13%	
Aug-05	119	127	93.70%	24.29%	
Sep-05	124	132	93.94%	23.86%	
Oct-05	140	146	95.89%	19.85%	
Nov-05	133	135	98.52%	12.08%	
Dec-05					

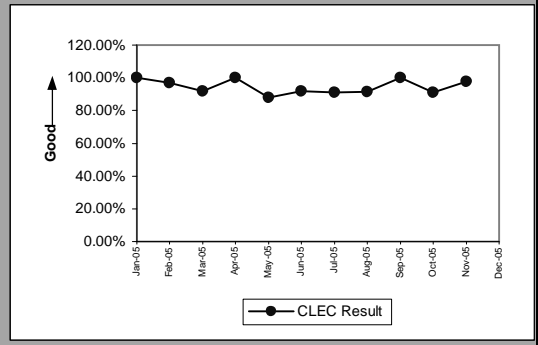


Unbundled Loop - XDSL(Diagnostic)					
Date	Numerator	Denominator	CLEC Result	Standard Dev	
Jan-05	10	10	100.00%	0.00%	
Feb-05	8	8	100.00%	0.00%	
Mar-05	8	8	100.00%	0.00%	
Apr-05	5	5	100.00%	0.00%	
May-05	3	3	100.00%	0.00%	
Jun-05	10	10	100.00%	0.00%	
Jul-05	5	5	100.00%	0.00%	
Aug-05	11	12	91.67%	27.64%	
Sep-05	4	4	100.00%	0.00%	
Oct-05	2	2	100.00%	0.00%	
Nov-05	4	4	100.00%	0.00%	
Dec-05					

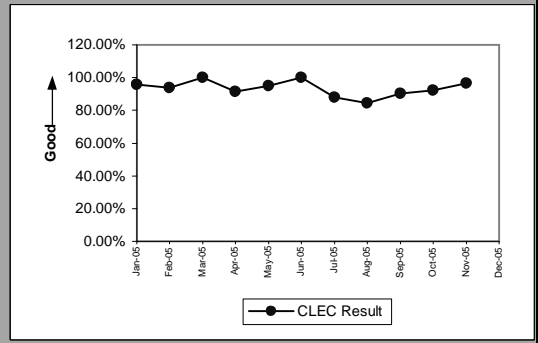


OP-5T - New Service Installation Quality Total (Percent)

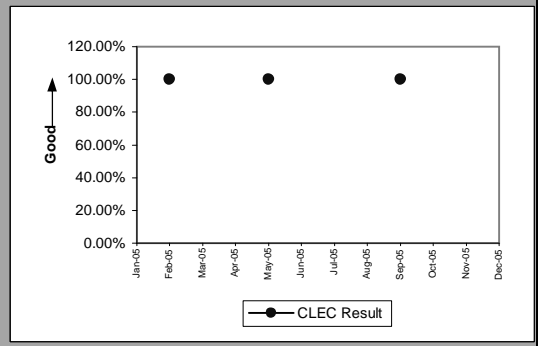
Unbundled Loop ISDN Capable(Diagnostic)					
Date	Numerator	Denominator	CLEC Result	Standard Dev	
Jan-05	50	50	100.00%	0.00%	
Feb-05	33	34	97.06%	16.90%	
Mar-05	45	49	91.84%	27.38%	
Apr-05	31	31	100.00%	0.00%	
May-05	44	50	88.00%	32.50%	
Jun-05	44	48	91.67%	27.64%	
Jul-05	50	55	90.91%	28.75%	
Aug-05	32	35	91.43%	27.99%	
Sep-05	42	42	100.00%	0.00%	
Oct-05	41	45	91.11%	28.46%	
Nov-05	42	43	97.67%	15.07%	
Dec-05					



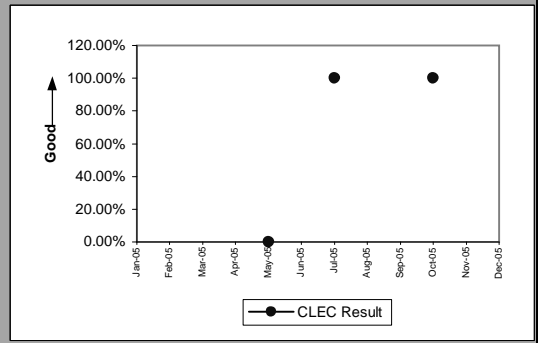
Unbundled Loop - ADSL Qualified(Diagnostic)					
Date	Numerator	Denominator	CLEC Result	Standard Dev	
Jan-05	45	47	95.74%	20.18%	
Feb-05	15	16	93.75%	24.21%	
Mar-05	19	19	100.00%	0.00%	
Apr-05	21	23	91.30%	28.18%	
May-05	19	20	95.00%	21.79%	
Jun-05	30	30	100.00%	0.00%	
Jul-05	22	25	88.00%	32.50%	
Aug-05	22	26	84.62%	36.08%	
Sep-05	38	42	90.48%	29.35%	
Oct-05	24	26	92.31%	26.65%	
Nov-05	29	30	96.67%	17.95%	
Dec-05					



Unbundled Loop - DS3 Capable(Diagnostic)					
Date	Numerator	Denominator	CLEC Result	Standard Dev	
Jan-05					
Feb-05	2	2	100.00%	0.00%	
Mar-05					
Apr-05					
May-05	2	2	100.00%	0.00%	
Jun-05					
Jul-05					
Aug-05					
Sep-05	3	3	100.00%	0.00%	
Oct-05					
Nov-05					
Dec-05					

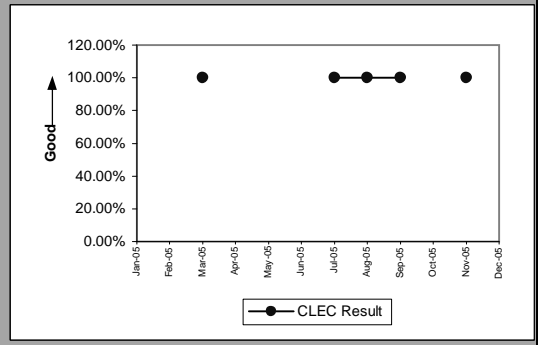


Dark Fiber - Loop(Diagnostic)					
Date	Numerator	Denominator	CLEC Result	Standard Dev	
Jan-05					
Feb-05					
Mar-05					
Apr-05					
May-05	0	1	0.00%	0.00%	
Jun-05					
Jul-05	2	2	100.00%	0.00%	
Aug-05					
Sep-05					
Oct-05	2	2	100.00%	0.00%	
Nov-05					
Dec-05					

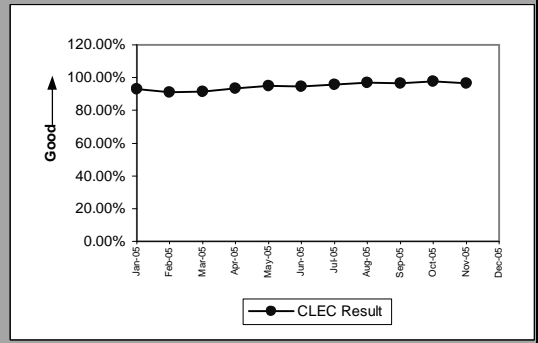


OP-5T - New Service Installation Quality Total (Percent)

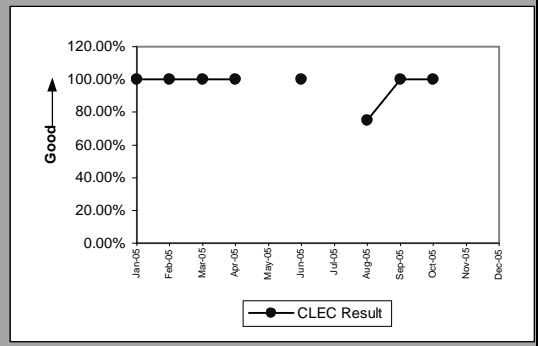
Enhanced Extended Loops - DS0 Capable(Diagnostic)					
Date	Numerator	Denominator	CLEC Result	Standard Dev	
Jan-05					
Feb-05					
Mar-05	5	5	100.00%		0.00%
Apr-05					
May-05					
Jun-05					
Jul-05	1	1	100.00%		0.00%
Aug-05	1	1	100.00%		0.00%
Sep-05	2	2	100.00%		0.00%
Oct-05					
Nov-05	1	1	100.00%		0.00%
Dec-05					



Enhanced Extended Loops - DS1 Capable(Diagnostic)					
Date	Numerator	Denominator	CLEC Result	Standard Dev	
Jan-05	96	103	93.20%	25.17%	
Feb-05	100	110	90.91%	28.75%	
Mar-05	106	116	91.38%	28.07%	
Apr-05	87	93	93.55%	24.57%	
May-05	112	118	94.92%	21.97%	
Jun-05	104	110	94.55%	22.71%	
Jul-05	132	138	95.65%	20.39%	
Aug-05	494	509	97.05%	16.91%	
Sep-05	204	211	96.68%	17.91%	
Oct-05	79	81	97.53%	15.52%	
Nov-05	83	86	96.51%	18.35%	
Dec-05					

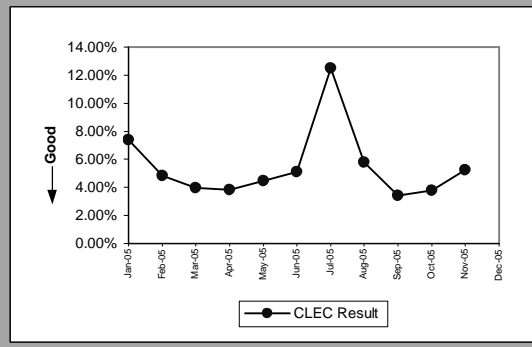


Enhanced Extended Loops - DS3 Capable(Diagnostic)					
Date	Numerator	Denominator	CLEC Result	Standard Dev	
Jan-05	1	1	100.00%		0.00%
Feb-05	2	2	100.00%		0.00%
Mar-05	1	1	100.00%		0.00%
Apr-05	1	1	100.00%		0.00%
May-05					
Jun-05	1	1	100.00%		0.00%
Jul-05					
Aug-05	3	4	75.00%		43.30%
Sep-05	1	1	100.00%		0.00%
Oct-05	2	2	100.00%		0.00%
Nov-05					
Dec-05					

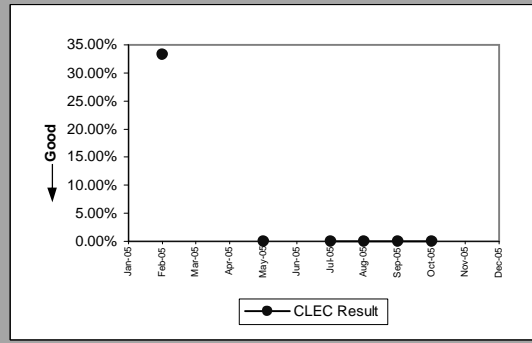


OP-5R - New Service Quality Multiple Report Rate (Percent)

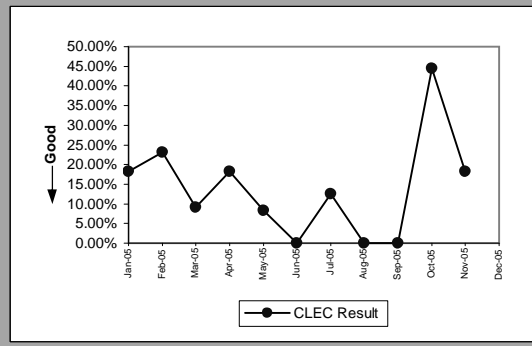
Residence(Diagnostic)					
Date	Numerator	Denominator	CLEC Result	Standard Dev	
Jan-05		4	54	7.41%	26.19%
Feb-05		3	62	4.84%	21.46%
Mar-05		3	76	3.95%	19.47%
Apr-05		3	78	3.85%	19.23%
May-05		3	67	4.48%	20.68%
Jun-05		4	78	5.13%	22.06%
Jul-05		11	88	12.50%	33.07%
Aug-05		6	104	5.77%	23.32%
Sep-05		3	88	3.41%	18.15%
Oct-05		4	106	3.77%	19.06%
Nov-05		4	76	5.26%	22.33%
Dec-05					



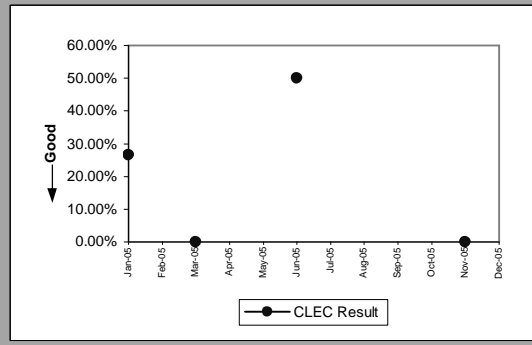
Business(Diagnostic)					
Date	Numerator	Denominator	CLEC Result	Standard Dev	
Jan-05					
Feb-05		2	6	33.33%	47.14%
Mar-05					
Apr-05					
May-05		0	1	0.00%	0.00%
Jun-05					
Jul-05		0	4	0.00%	0.00%
Aug-05		0	1	0.00%	0.00%
Sep-05		0	2	0.00%	0.00%
Oct-05		0	1	0.00%	0.00%
Nov-05					
Dec-05					



Qwest DSL(Diagnostic)					
Date	Numerator	Denominator	CLEC Result	Standard Dev	
Jan-05		2	11	18.18%	38.57%
Feb-05		3	13	23.08%	42.13%
Mar-05		1	11	9.09%	28.75%
Apr-05		2	11	18.18%	38.57%
May-05		1	12	8.33%	27.64%
Jun-05		0	7	0.00%	0.00%
Jul-05		2	16	12.50%	33.07%
Aug-05		0	4	0.00%	0.00%
Sep-05		0	9	0.00%	0.00%
Oct-05		4	9	44.44%	49.69%
Nov-05		2	11	18.18%	38.57%
Dec-05					

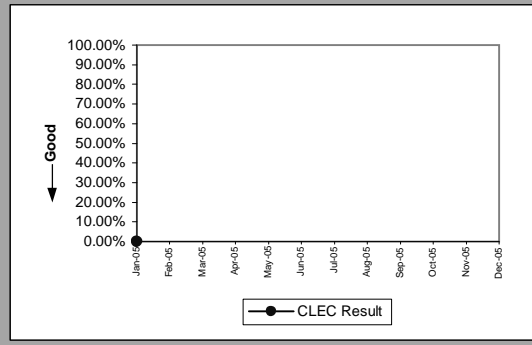


UNE - P (POTS)(Diagnostic)					
Date	Numerator	Denominator	CLEC Result	Standard Dev	
Jan-05		4	15	26.67%	44.22%
Feb-05					
Mar-05		0	2	0.00%	0.00%
Apr-05					
May-05					
Jun-05		1	2	50.00%	50.00%
Jul-05					
Aug-05					
Sep-05					
Oct-05					
Nov-05		0	1	0.00%	0.00%
Dec-05					

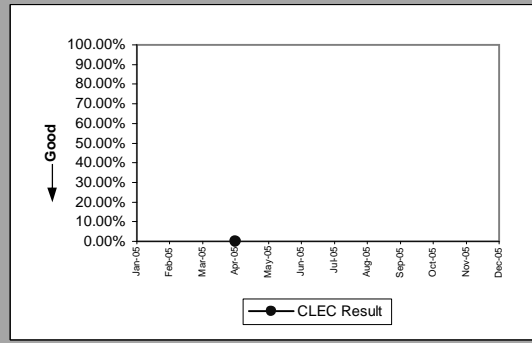


OP-5R - New Service Quality Multiple Report Rate (Percent)

UNE P (Centrex)(Diagnostic)				
Date	Numerator	Denominator	CLEC Result	Standard Dev
Jan-05	0	1	0.00%	0.00%
Feb-05				
Mar-05				
Apr-05				
May-05				
Jun-05				
Jul-05				
Aug-05				
Sep-05				
Oct-05				
Nov-05				
Dec-05				

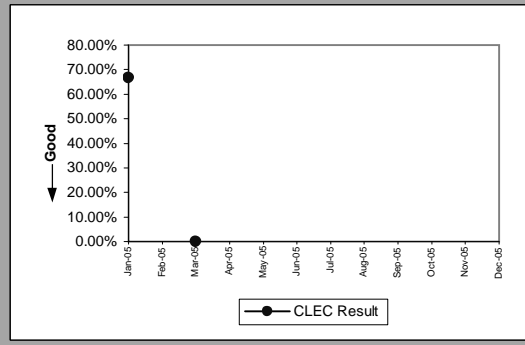


ISDN Primary(Diagnostic)				
Date	Numerator	Denominator	CLEC Result	Standard Dev
Jan-05				
Feb-05				
Mar-05				
Apr-05	0	1	0.00%	0.00%
May-05				
Jun-05				
Jul-05				
Aug-05				
Sep-05				
Oct-05				
Nov-05				
Dec-05				

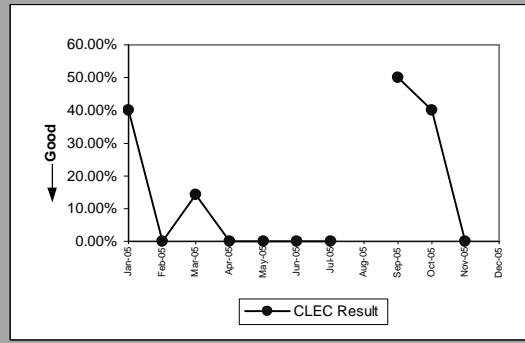


OP-5R - New Service Quality Multiple Report Rate (Percent)

Line Sharing(Diagnostic)					
Date	Numerator	Denominator	CLEC Result	Standard Dev	
Jan-05		2	3	66.67%	47.14%
Feb-05					
Mar-05	0		1	0.00%	0.00%
Apr-05					
May-05					
Jun-05					
Jul-05					
Aug-05					
Sep-05					
Oct-05					
Nov-05					
Dec-05					

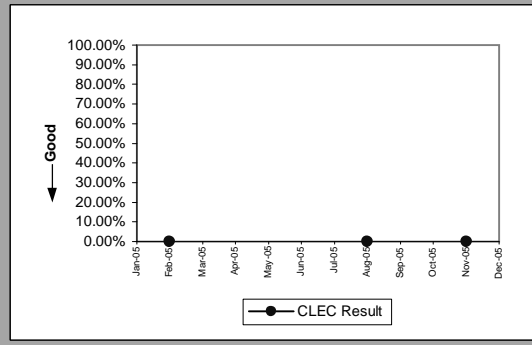


Line Splitting(Diagnostic)					
Date	Numerator	Denominator	CLEC Result	Standard Dev	
Jan-05		2	5	40.00%	48.99%
Feb-05	0		2	0.00%	0.00%
Mar-05	1		7	14.29%	34.99%
Apr-05	0		6	0.00%	0.00%
May-05	0		1	0.00%	0.00%
Jun-05	0		1	0.00%	0.00%
Jul-05	0		1	0.00%	0.00%
Aug-05					
Sep-05	1		2	50.00%	50.00%
Oct-05	2		5	40.00%	48.99%
Nov-05	0		1	0.00%	0.00%
Dec-05					

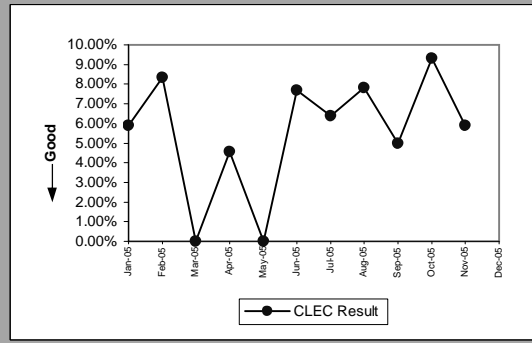


OP-5R - New Service Quality Multiple Report Rate (Percent)

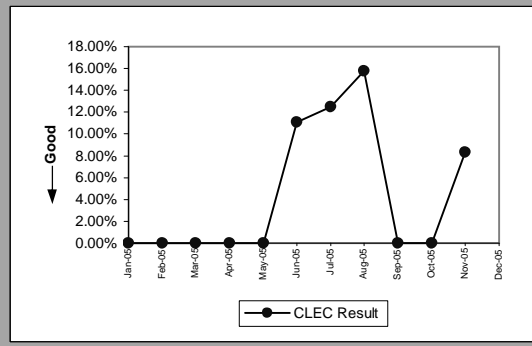
UDIT Above DS1 Level(Diagnostic)				
Date	Numerator	Denominator	CLEC Result	Standard Dev
Jan-05				
Feb-05	0	1	0.00%	0.00%
Mar-05				
Apr-05				
May-05				
Jun-05				
Jul-05				
Aug-05	0	1	0.00%	0.00%
Sep-05				
Oct-05				
Nov-05	0	1	0.00%	0.00%
Dec-05				



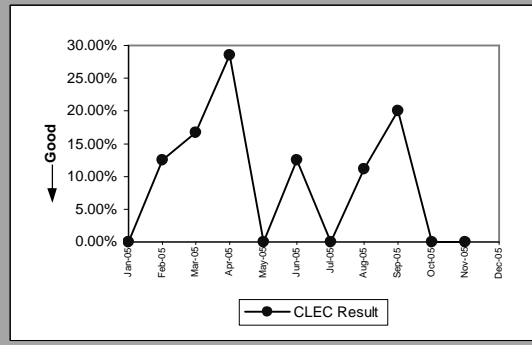
Unbundled Loop Analog(Diagnostic)				
Date	Numerator	Denominator	CLEC Result	Standard Dev
Jan-05	1	17	5.88%	23.53%
Feb-05	2	24	8.33%	27.64%
Mar-05	0	14	0.00%	0.00%
Apr-05	1	22	4.55%	20.83%
May-05	0	29	0.00%	0.00%
Jun-05	4	52	7.69%	26.65%
Jul-05	9	141	6.38%	24.44%
Aug-05	5	64	7.81%	26.84%
Sep-05	2	40	5.00%	21.79%
Oct-05	4	43	9.30%	29.05%
Nov-05	2	34	5.88%	23.53%
Dec-05				



Unbundled Loop - 2 Wire Non-Loaded(Diagnostic)				
Date	Numerator	Denominator	CLEC Result	Standard Dev
Jan-05	0	10	0.00%	0.00%
Feb-05	0	7	0.00%	0.00%
Mar-05	0	10	0.00%	0.00%
Apr-05	0	9	0.00%	0.00%
May-05	0	5	0.00%	0.00%
Jun-05	1	9	11.11%	31.43%
Jul-05	1	8	12.50%	33.07%
Aug-05	3	19	15.79%	36.46%
Sep-05	0	13	0.00%	0.00%
Oct-05	0	14	0.00%	0.00%
Nov-05	1	12	8.33%	27.64%
Dec-05				

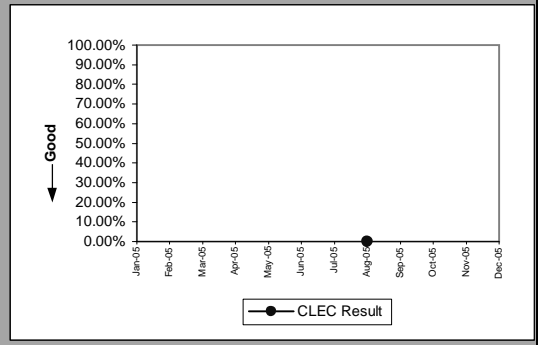


Unbundled Loop - DS1 Capable(Diagnostic)				
Date	Numerator	Denominator	CLEC Result	Standard Dev
Jan-05	0	3	0.00%	0.00%
Feb-05	1	8	12.50%	33.07%
Mar-05	2	12	16.67%	37.27%
Apr-05	4	14	28.57%	45.18%
May-05	0	7	0.00%	0.00%
Jun-05	1	8	12.50%	33.07%
Jul-05	0	2	0.00%	0.00%
Aug-05	1	9	11.11%	31.43%
Sep-05	2	10	20.00%	40.00%
Oct-05	0	6	0.00%	0.00%
Nov-05	0	2	0.00%	0.00%
Dec-05				

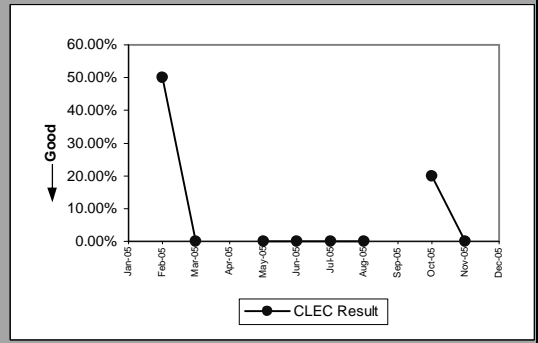


OP-5R - New Service Quality Multiple Report Rate (Percent)

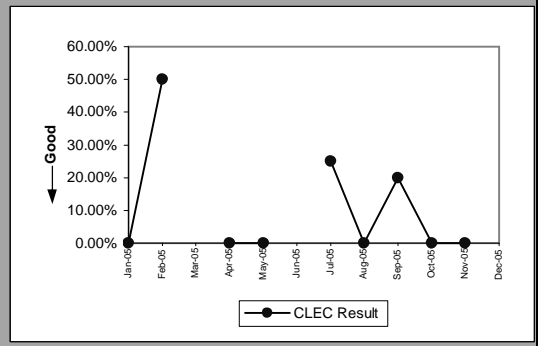
Unbundled Loop - XDSL(Diagnostic)				
Date	Numerator	Denominator	CLEC Result	Standard Dev
Jan-05				
Feb-05				
Mar-05				
Apr-05				
May-05				
Jun-05				
Jul-05				
Aug-05	0	1	0.00%	0.00%
Sep-05				
Oct-05				
Nov-05				
Dec-05				



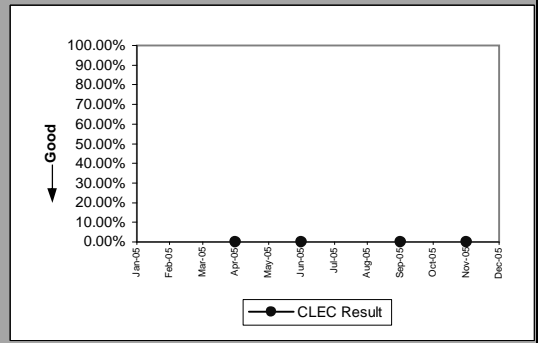
Unbundled Loop ISDN Capable(Diagnostic)				
Date	Numerator	Denominator	CLEC Result	Standard Dev
Jan-05				
Feb-05	1	2	50.00%	50.00%
Mar-05	0	4	0.00%	0.00%
Apr-05				
May-05	0	6	0.00%	0.00%
Jun-05	0	4	0.00%	0.00%
Jul-05	0	5	0.00%	0.00%
Aug-05	0	3	0.00%	0.00%
Sep-05				
Oct-05	1	5	20.00%	40.00%
Nov-05	0	1	0.00%	0.00%
Dec-05				



Unbundled Loop - ADSL Qualified(Diagnostic)				
Date	Numerator	Denominator	CLEC Result	Standard Dev
Jan-05	0	2	0.00%	0.00%
Feb-05	1	2	50.00%	50.00%
Mar-05				
Apr-05	0	2	0.00%	0.00%
May-05	0	1	0.00%	0.00%
Jun-05				
Jul-05	1	4	25.00%	43.30%
Aug-05	0	4	0.00%	0.00%
Sep-05	1	5	20.00%	40.00%
Oct-05	0	2	0.00%	0.00%
Nov-05	0	1	0.00%	0.00%
Dec-05				

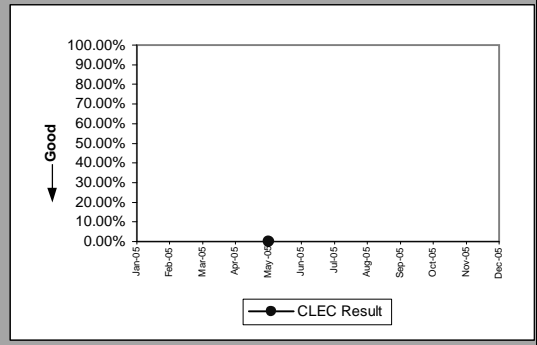


LIS Trunk(Diagnostic)				
Date	Numerator	Denominator	CLEC Result	Standard Dev
Jan-05				
Feb-05				
Mar-05				
Apr-05	0	1	0.00%	0.00%
May-05				
Jun-05	0	1	0.00%	0.00%
Jul-05				
Aug-05				
Sep-05	0	3	0.00%	0.00%
Oct-05				
Nov-05	0	1	0.00%	0.00%
Dec-05				



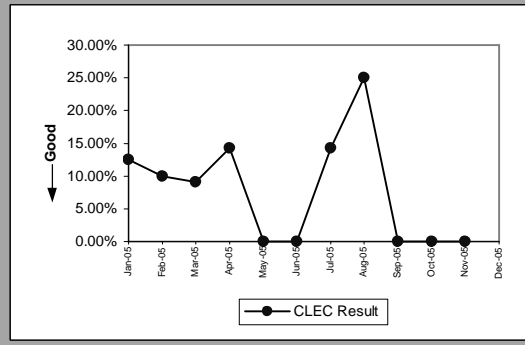
OP-5R - New Service Quality Multiple Report Rate (Percent)

Dark Fiber - Loop(Diagnostic)				
Date	Numerator	Denominator	CLEC Result	Standard Dev
Jan-05				
Feb-05				
Mar-05				
Apr-05				
May-05	0	1	0.00%	0.00%
Jun-05				
Jul-05				
Aug-05				
Sep-05				
Oct-05				
Nov-05				
Dec-05				

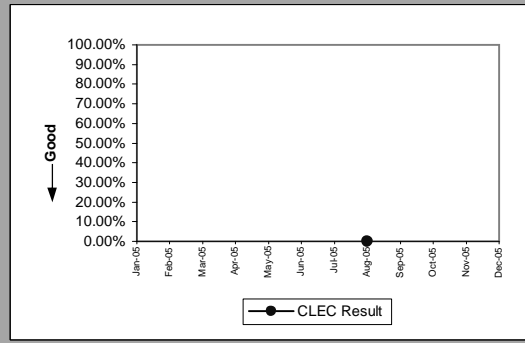


OP-5R - New Service Quality Multiple Report Rate (Percent)

Enhanced Extended Loops - DS1 Capable(Diagnostic)					
Date	Numerator	Denominator	CLEC Result	Standard Dev	
Jan-05	1	8	12.50%	33.07%	
Feb-05	1	10	10.00%	30.00%	
Mar-05	1	11	9.09%	28.75%	
Apr-05	1	7	14.29%	34.99%	
May-05	0	6	0.00%	0.00%	
Jun-05	0	6	0.00%	0.00%	
Jul-05	1	7	14.29%	34.99%	
Aug-05	5	20	25.00%	43.30%	
Sep-05	0	7	0.00%	0.00%	
Oct-05	0	2	0.00%	0.00%	
Nov-05	0	3	0.00%	0.00%	
Dec-05					

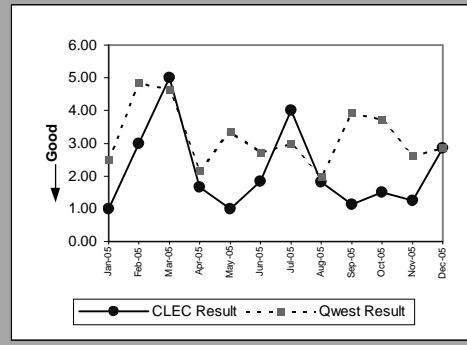


Enhanced Extended Loops - DS3 Capable(Diagnostic)				
Date	Numerator	Denominator	CLEC Result	Standard Dev
Jan-05				
Feb-05				
Mar-05				
Apr-05				
May-05				
Jun-05				
Jul-05				
Aug-05	0	1	0.00%	0.00%
Sep-05				
Oct-05				
Nov-05				
Dec-05				

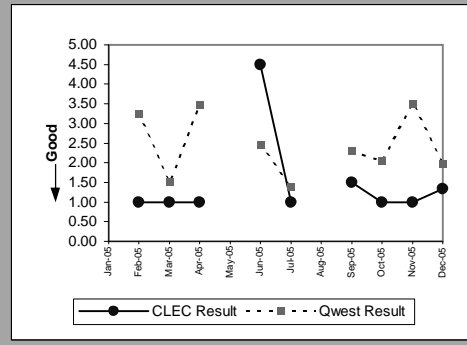


OP-6A-1 - Delayed Days for Non-Facility Reasons (Average Days) - Dispatches within MSAs

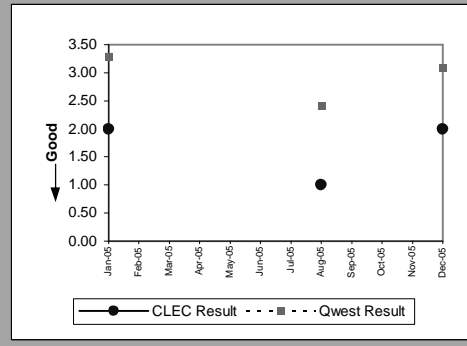
Residence(Parity)									
Date	CLEC Num	CLEC Denom	CLEC Result	CLEC Std Dev	Qwest Num	Qwest Denom	Qwest Result	Mod Z Scr	Parity Scr
Jan-05	3	3	1	0.00	281	112	2.51	-0.646998	-1.393347
Feb-05	6	2	3	2.83	393	81	4.85	-0.191274	-1.116286
Mar-05	15	3	5	5.29	395	85	4.65	0.07252	-0.67593
Apr-05	5	3	1.67	0.58	234	109	2.15	-0.276369	-1.168021
May-05	3	3	1	0.00	364	108	3.37	-0.786735	-1.478301
Jun-05	11	6	1.83	1.33	449	165	2.72	-0.546608	-1.332314
Jul-05	12	3	4	2	515	172	2.99	0.184241	-0.41266
Aug-05	31	17	1.82	1.19	525	265	1.98	-0.249345	-1.151591
Sep-05	9	8	1.13	0.35	486	124	3.92	-1.003526	-1.6101
Oct-05	3	2	1.50	0.71	490	131	3.74	-0.515551	-1.313408
Nov-05	5	4	1.25	0.50	340	130	2.62	-0.753721	-1.45823
Dec-05	20	7	2.86	2.27	427	150	2.85	0.004901	-0.791795



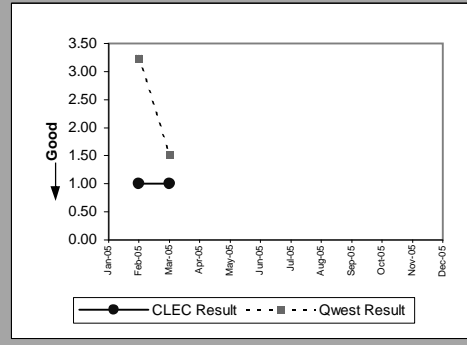
Qwest DSL(Parity)									
Date	CLEC Num	CLEC Denom	CLEC Result	CLEC Std Dev	Qwest Num	Qwest Denom	Qwest Result	Mod Z Scr	Parity Scr
Jan-05					110	34	3.24	-0.457245	-1.277985
Feb-05	1	1	1	0.00	44	29	1.52	-0.481444	-1.292697
Mar-05	1	1	1	0.00	132	38	3.47	-0.607014	-1.369038
Apr-05	9	2	4.50	3.54	160	65	2.46	0.852414	-0.454983
May-05	1	1	1	0.00	87	63	1.38	-0.490214	-1.298029
Jun-05	3	2	1.50	0.71	212	92	2.30	-0.325536	-1.197912
Jul-05	1	1	1	0.00	156	76	2.05	-0.348388	-1.211805
Aug-05	1	1	1	0.00	203	58	3.50	-0.315558	-1.191859
Sep-05	1	1	1	0.00	187	94	1.99	-0.270609	-1.164519
Oct-05									
Nov-05									
Dec-05									



UNE - P (POTS)(Parity)									
Date	CLEC Num	CLEC Denom	CLEC Result	CLEC Std Dev	Qwest Num	Qwest Denom	Qwest Result	Mod Z Scr	Parity Scr
Jan-05	4	2	2	1.41	506	154	3.29	-0.353173	-1.214714
Feb-05									
Mar-05									
Apr-05									
May-05									
Jun-05									
Jul-05									
Aug-05	1	1	1	0.00	798	333	2.40	-0.345735	-1.210192
Sep-05									
Oct-05									
Nov-05									
Dec-05	4	2	2	0.00	594	192	3.09	-0.203639	-1.123804

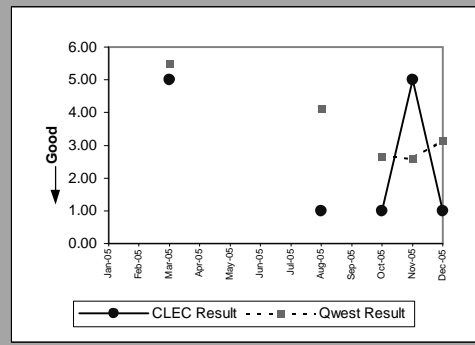


Line Splitting(Parity)									
Date	CLEC Num	CLEC Denom	CLEC Result	CLEC Std Dev	Qwest Num	Qwest Denom	Qwest Result	Mod Z Scr	Parity Scr
Jan-05					110	34	3.24	-0.457245	-1.277985
Feb-05	1	1	1	0.00	44	29	1.52	-0.481444	-1.292697
Mar-05	1	1	1	0.00					
Apr-05									
May-05									
Jun-05									
Jul-05									
Aug-05									
Sep-05									
Oct-05									
Nov-05									
Dec-05									

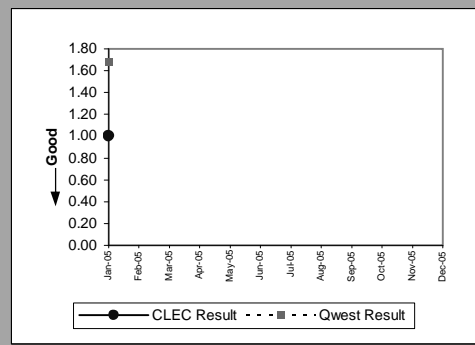


OP-6A-2 - Delayed Days for Non-Facility Reasons (Average Days) - Dispatches outside MSAs

Residence(Parity)									
Date	CLEC Num	CLEC Denom	CLEC Result	CLEC Std Dev	Qwest Num	Qwest Denom	Qwest Result	Mod Z Scr	Parity Scr
Jan-05									
Feb-05									
Mar-05	10	2	5	1.41	88	16	5.50	-0.093906	-1.057091
Apr-05									
May-05									
Jun-05									
Jul-05									
Aug-05	1	1	1	0.00	152	37	4.11	-0.410288	-1.249438
Sep-05									
Oct-05	1	1	1	0.00	165	62	2.66	-0.475789	-1.289259
Nov-05	5	1	5	0.00	96	37	2.59	0.709479	-0.385335
Dec-05	2	2	1	0.00	123	39	3.15	-0.612798	-1.372555

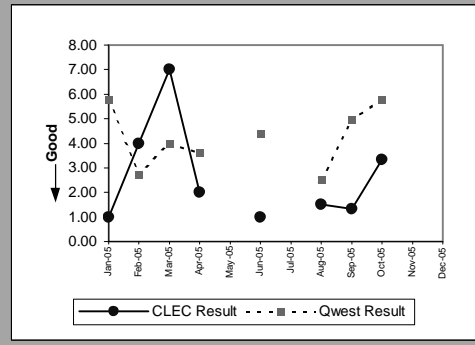


UNE - P (POTS)(Parity)									
Date	CLEC Num	CLEC Denom	CLEC Result	CLEC Std Dev	Qwest Num	Qwest Denom	Qwest Result	Mod Z Scr	Parity Scr
Jan-05	1	1	1	0.00	32	19	1.68	-0.533696	-1.324464
Feb-05									
Mar-05									
Apr-05									
May-05									
Jun-05									
Jul-05									
Aug-05									
Sep-05									
Oct-05									
Nov-05									
Dec-05									

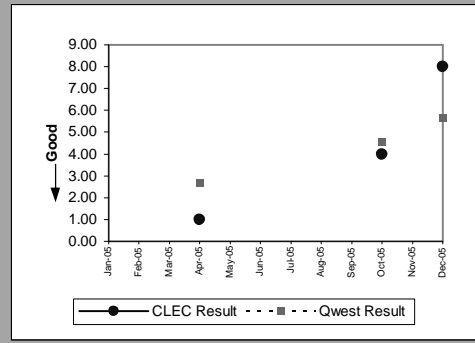


OP-6A-3 - Delayed Days for Non-Facility Reasons (Average Days) - No dispatches

Residence(Parity)									
Date	CLEC Num	CLEC Denom	CLEC Result	CLEC Std Dev	Qwest Num	Qwest Denom	Qwest Result	Mod Z Scr	Parity Scr
Jan-05	1	1	1	0.00	196	34	5.76	-0.496514	-1.301859
Feb-05	12	3	4	5.20	96	35	2.74	1.006081	-0.468514
Mar-05	7	1	7	0.00	140	35	4	0.642802	-0.385335
Apr-05	2	1	2	0.00	123	34	3.62	-0.341802	-1.207801
May-05									
Jun-05	1	1	1	0.00	150	34	4.41	-0.3617	-1.219898
Jul-05									
Aug-05	3	2	1.50	0.71	60	24	2.50	-0.477795	-1.290479
Sep-05	4	3	1.33	0.58	203	41	4.95	-0.588089	-1.357533
Oct-05	10	3	3.33	1.53	220	38	5.79	-0.379807	-1.230906
Nov-05									
Dec-05									

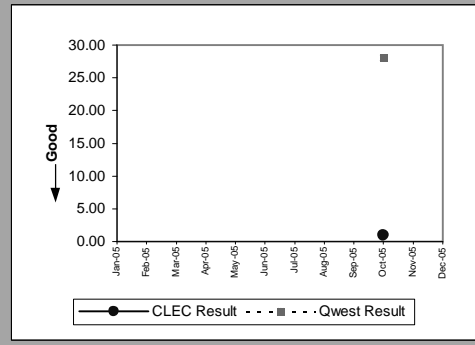


Qwest DSL(Parity)									
Date	CLEC Num	CLEC Denom	CLEC Result	CLEC Std Dev	Qwest Num	Qwest Denom	Qwest Result	Mod Z Scr	Parity Scr
Jan-05									
Feb-05									
Mar-05									
Apr-05	1	1	1	0.00	8	3	2.67	-0.693375	-1.421542
May-05									
Jun-05									
Jul-05									
Aug-05									
Sep-05									
Oct-05	4	1	4	0.00	59	13	4.54	-0.096738	-1.058813
Nov-05									
Dec-05	8	1	8	0.00	51	9	5.67	0.274036	-0.390395

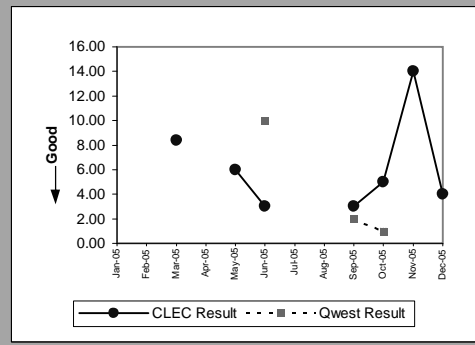


OP-6A-4 - Delayed Days for Non-Facility Reasons (Average Days) - Interval Zone One

PBX(Parity)									
Date	CLEC Num	CLEC Denom	CLEC Result	CLEC Std Dev	Qwest Num	Qwest Denom	Qwest Result	Mod Z Scr	Parity Scr
Jan-05									
Feb-05									
Mar-05									
Apr-05									
May-05									
Jun-05									
Jul-05									
Aug-05									
Sep-05									
Oct-05	1	1	1	0.00	84	3	28	-0.572356	-1.347968
Nov-05									
Dec-05									

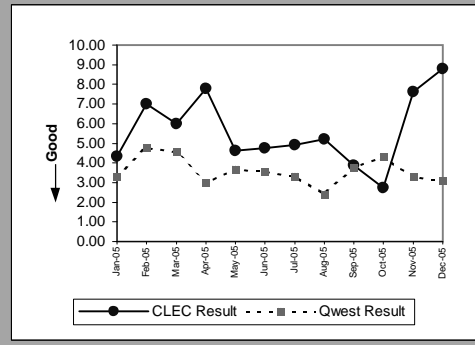


LIS Trunk(Parity)									
Date	CLEC Num	CLEC Denom	CLEC Result	CLEC Std Dev	Qwest Num	Qwest Denom	Qwest Result	Mod Z Scr	Parity Scr
Jan-05									
Feb-05									
Mar-05	67	8	8.38	1.60			0		
Apr-05									
May-05	24	4	6	0.00			0		
Jun-05	6	2	3	0.00	20	2	10	-0.824958	-1.501539
Jul-05									
Aug-05									
Sep-05	3	1	3	0.00	2	1	2		
Oct-05	5	1	5	0.00	1	1	1		
Nov-05	14	1	14	0.00					
Dec-05	8	2	4	4.24					

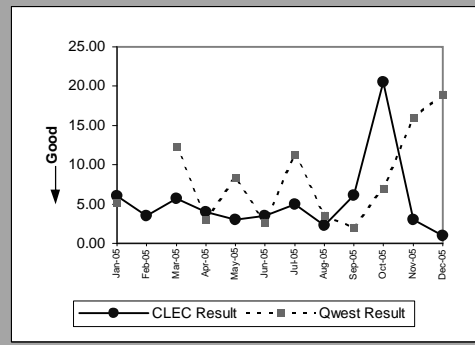


OP-6A-4 - Delayed Days for Non-Facility Reasons (Average Days) - Interval Zone One

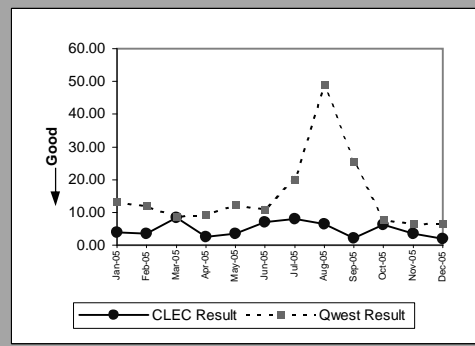
Unbundled Loop Analog(Parity)									
Date	CLEC Num	CLEC Denom	CLEC Result	CLEC Std Dev	Qwest Num	Qwest Denom	Qwest Result	Mod Z Scr	Parity Scr
Jan-05	91	21	4.33	1.06	506	154	3.29	0.880408	-0.5055
Feb-05	168	24	7	7.42	570	119	4.79	0.855134	-0.566678
Mar-05	60	10	6	2.54	558	122	4.57	0.58002	-0.538711
Apr-05	233	30	7.77	1.01	445	149	2.99	5.176103	1.261001
May-05	83	18	4.61	2.85	533	145	3.68	0.736338	-0.59756
Jun-05	81	17	4.76	3.67	755	213	3.54	0.773575	-0.560764
Jul-05	187	38	4.92	3.31	697	209	3.33	0.956611	-0.522283
Aug-05	78	15	5.20	4.21	798	333	2.40	2.633783	0.274841
Sep-05	62	16	3.88	1.89	636	168	3.79	0.048424	-0.89432
Oct-05	55	20	2.75	2.97	824	191	4.31	-0.884408	-1.537682
Nov-05	61	8	7.63	3.11	551	168	3.28	2.435343	0.152503
Dec-05	79	9	8.78	6.89	594	192	3.09	2.205503	-0.064841



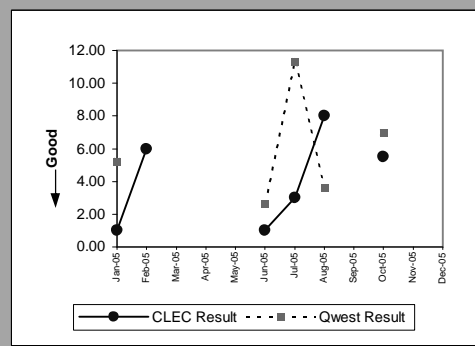
Unbundled Loop - 2 Wire Non-Loaded(Parity)									
Date	CLEC Num	CLEC Denom	CLEC Result	CLEC Std Dev	Qwest Num	Qwest Denom	Qwest Result	Mod Z Scr	Parity Scr
Jan-05	24	4	6	4.55	21	4	5.25	0.124784	-1.132089
Feb-05	7	2	3.50	0.71		0			
Mar-05	17	3	5.67	3.79	37	3	12.33	-0.479188	-1.291326
Apr-05	4	1	4	0.00	6	2	3		
May-05	15	5	3	2.74	25	3	8.33	-0.665743	-1.404743
Jun-05	21	6	3.50	3.21	16	6	2.67	0.775217	-0.356708
Jul-05	10	2	5	4.24	34	3	11.33	-1.66641	-2.013105
Aug-05	9	4	2.25	1.50	18	5	3.60	-0.381685	-1.232048
Sep-05	49	8	6.13	3.80	2	1	2		
Oct-05	41	2	20.50	27.58	14	2	7	2.386485	-0.513938
Nov-05	12	4	3	3.37	16	1	16		
Dec-05	1	1	1	0.00	38	2	19	-1.154701	-1.702008



Unbundled Loop - DS1 Capable(Parity)									
Date	CLEC Num	CLEC Denom	CLEC Result	CLEC Std Dev	Qwest Num	Qwest Denom	Qwest Result	Mod Z Scr	Parity Scr
Jan-05	4	1	4	0.00	80	6	13.33	-0.948091	-1.576398
Feb-05	18	5	3.60	2.97	119	10	11.90	-0.858381	-1.521859
Mar-05	42	5	8.40	7.06	96	11	8.73	-0.070528	-1.042878
Apr-05	5	2	2.50	0.71	37	4	9.25	-1.792053	-2.089491
May-05	7	2	3.50	3.54	98	8	12.25	-0.847629	-1.515322
Jun-05	35	5	7	10.12	22	2	11	-0.338062	-1.205527
Jul-05	8	1	8	0.00	121	6	20.17	-0.634696	-1.385868
Aug-05	39	6	6.50	6.25	1075	22	48.86	-6.54426	-4.978627
Sep-05	15	7	2.14	1.68	357	14	25.50	-2.420843	-2.471768
Oct-05	31	5	6.20	6.26	47	6	7.83	-0.737781	-1.448539
Nov-05	18	5	3.60	5.27	51	8	6.38	-0.915535	-1.556606
Dec-05	8	4	2	1.41	40	6	6.67	-2.173221	-2.321225

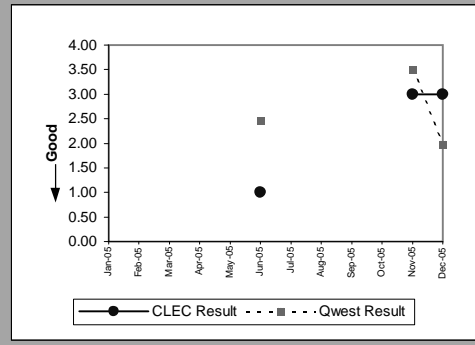


Unbundled Loop ISDN Capable(Parity)									
Date	CLEC Num	CLEC Denom	CLEC Result	CLEC Std Dev	Qwest Num	Qwest Denom	Qwest Result	Mod Z Scr	Parity Scr
Jan-05	1	1	1	0.00	21	4	5.25	-0.447214	-1.271887
Feb-05	6	1	6	0.00		0			
Mar-05									
Apr-05									
May-05									
Jun-05	1	1	1	0.00	16	6	2.67	-0.828742	-1.503839
Jul-05	3	1	3	0.00	34	3	11.33	-1.733438	-2.053856
Aug-05	8	1	8	0.00	18	5	3.60	0.761798	-0.828601
Sep-05									
Oct-05	11	2	5.50	4.95	14	2	7	-0.265165	-1.161209
Nov-05									
Dec-05									

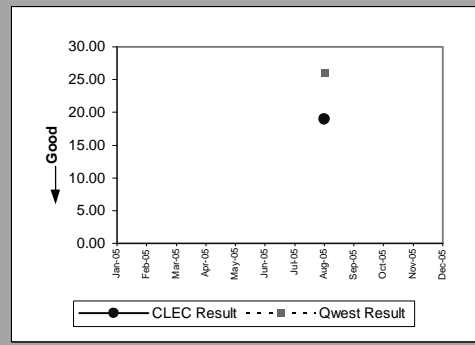


OP-6A-4 - Delayed Days for Non-Facility Reasons (Average Days) - Interval Zone One

Unbundled Loop - ADSL Qualified(Parity)									
Date	CLEC Num	CLEC Denom	CLEC Result	CLEC Std Dev	Qwest Num	Qwest Denom	Qwest Result	Mod Z Scr	Parity Scr
Jan-05									
Feb-05									
Mar-05									
Apr-05									
May-05									
Jun-05	1	1	1	0.00	160	65	2.46	-0.43542	-1.264717
Jul-05									
Aug-05									
Sep-05									
Oct-05									
Nov-05	3	1	3	0.00	203	58	3.50	-0.063116	-1.038372
Dec-05	3	1	3	0.00	188	95	1.98	0.246971	-0.203224

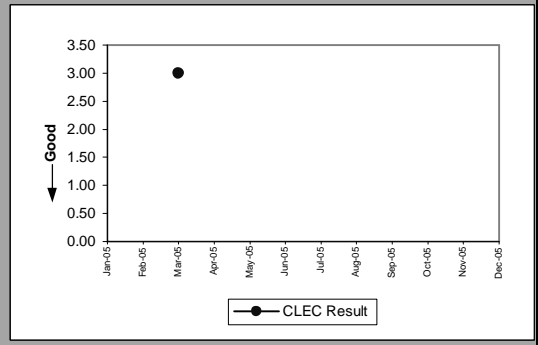


E911(Parity)									
Date	CLEC Num	CLEC Denom	CLEC Result	CLEC Std Dev	Qwest Num	Qwest Denom	Qwest Result	Mod Z Scr	Parity Scr
Jan-05									
Feb-05									
Mar-05									
Apr-05									
May-05									
Jun-05									
Jul-05									
Aug-05	19	1	19	0.00	130	5	26	-0.464811	-1.282585
Sep-05									
Oct-05									
Nov-05									
Dec-05									



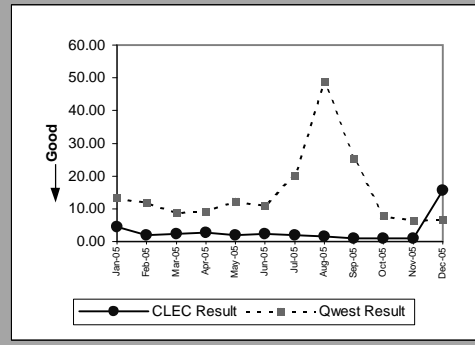
OP-6A-4 - Delayed Days for Non-Facility Reasons (Average Days) - Interval Zone One

Enhanced Extended Loops - DS0 Capable(Diagnostic)				
Date	Num	Denom	CLEC Result	Standard Dev
Jan-05				
Feb-05				
Mar-05	12	4	3	0.00
Apr-05				
May-05				
Jun-05				
Jul-05				
Aug-05				
Sep-05				
Oct-05				
Nov-05				
Dec-05				



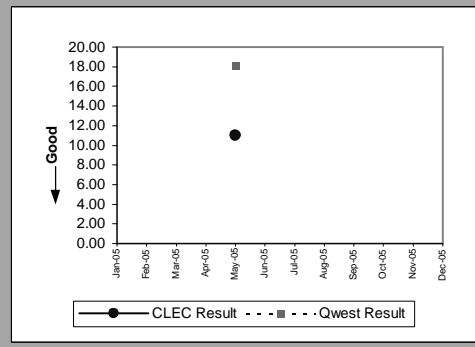
OP-6A-4 - Delayed Days for Non-Facility Reasons (Average Days) - Interval Zone One

Enhanced Extended Loops - DS1 Capable(Parity)									
Date	CLEC Num	CLEC Denom	CLEC Result	CLEC Std Dev	Qwest Num	Qwest Denom	Qwest Result	Mod Z Scr	Parity Scr
Jan-05	9	2	4.50	0.71	80	6	13.33	-1.187017	-1.721655
Feb-05	2	1	2	0.00	119	10	11.90	-0.534689	-1.325068
Mar-05	7	3	2.33	0.58	96	11	8.73	-1.141017	-1.693689
Apr-05	17	6	2.83	2.23	37	4	9.25	-2.285561	-2.389522
May-05	2	1	2	0.00	98	8	12.25	-0.740091	-1.449944
Jun-05	14	6	2.33	2.07	22	2	11	-0.750555	-1.456305
Jul-05	4	2	2	1.41	121	6	20.17	-1.253685	-1.762187
Aug-05	8	5	1.60	0.55	1075	22	48.86	-6.787361	-5.126422
Sep-05	2	2	1	0.00	357	14	25.50	-1.554994	-1.945369
Oct-05	1	1	1	0.00	47	6	7.83	-1.730405	-2.052011
Nov-05	2	2	1	0.00	51	8	6.38	-1.278769	-1.777436
Dec-05	47	3	15.67	21.13	40	6	6.67	3.826036	-0.459523

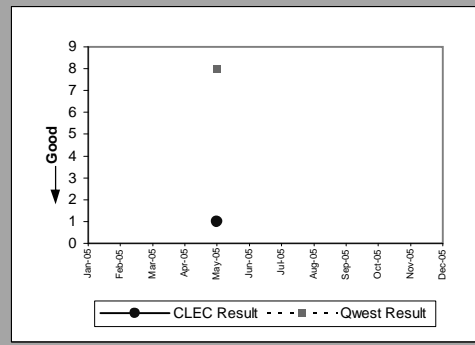


OP-6A-5 - Delayed Days for Non-Facility Reasons (Average Days) - Interval Zone Two

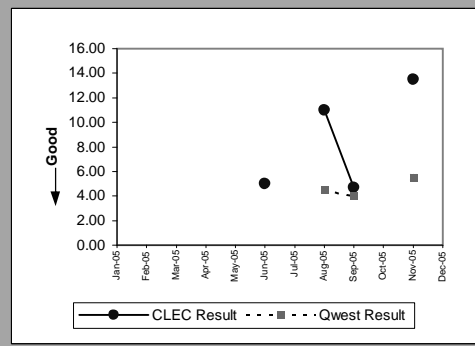
ISDN Primary(Parity)									
Date	CLEC Num	CLEC Denom	CLEC Result	CLEC Std Dev	Qwest Num	Qwest Denom	Qwest Result	Mod Z Scr	Parity Scr
Jan-05									
Feb-05									
Mar-05									
Apr-05									
May-05	44	4	11	0.00	272	15	18.13	-0.736106	-1.447521
Jun-05									
Jul-05									
Aug-05									
Sep-05									
Oct-05									
Nov-05									
Dec-05									



PBX(Parity)									
Date	CLEC Num	CLEC Denom	CLEC Result	CLEC Std Dev	Qwest Num	Qwest Denom	Qwest Result	Mod Z Scr	Parity Scr
Jan-05									
Feb-05									
Mar-05									
Apr-05									
May-05	1	1	1	0.00	8	1	8		
Jun-05									
Jul-05									
Aug-05									
Sep-05									
Oct-05									
Nov-05									
Dec-05									

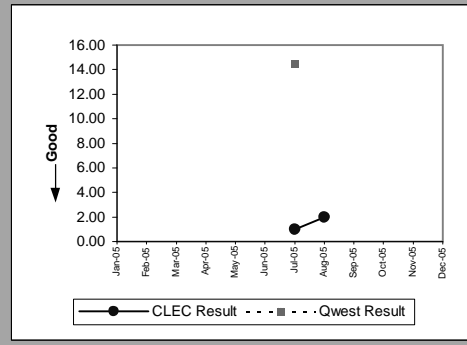


LIS Trunk(Parity)									
Date	CLEC Num	CLEC Denom	CLEC Result	CLEC Std Dev	Qwest Num	Qwest Denom	Qwest Result	Mod Z Scr	Parity Scr
Jan-05									
Feb-05									
Mar-05									
Apr-05									
May-05									
Jun-05	10	2	5	1.41		0			
Jul-05									
Aug-05	11	1	11	0.00	9	2	4.50	2.501851	-1.019814
Sep-05	14	3	4.67	4.73	4	1	4		
Oct-05									
Nov-05	27	2	13.50	0.71	11	2	5.50	1.257079	-0.359369
Dec-05									

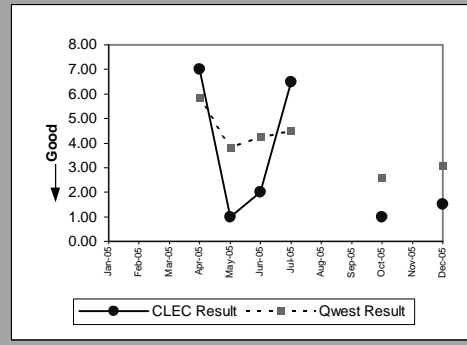


OP-6A-5 - Delayed Days for Non-Facility Reasons (Average Days) - Interval Zone Two

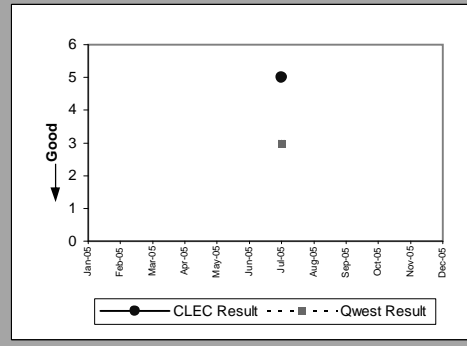
UDIT Above DS1 Level(Parity)									
Date	CLEC Num	CLEC Denom	CLEC Result	CLEC Std Dev	Qwest Num	Qwest Denom	Qwest Result	Mod Z Scr	Parity Scr
Jan-05									
Feb-05									
Mar-05									
Apr-05									
May-05									
Jun-05									
Jul-05	1	1	1	0.00	29	2	14.50	-1.417132	-1.861555
Aug-05	2	1	2	0.00		0			
Sep-05									
Oct-05									
Nov-05									
Dec-05									



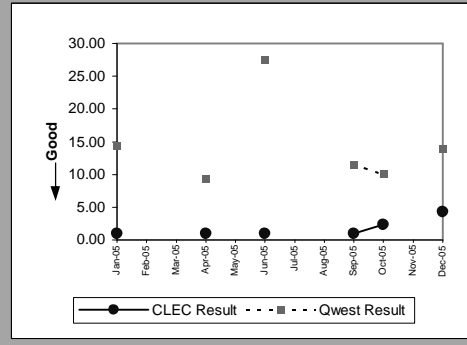
Unbundled Loop Analog(Parity)									
Date	CLEC Num	CLEC Denom	CLEC Result	CLEC Std Dev	Qwest Num	Qwest Denom	Qwest Result	Mod Z Scr	Parity Scr
Jan-05									
Feb-05									
Mar-05									
Apr-05	28	4	7	0.00	164	28	5.86	0.200139	-0.652857
May-05	2	2	1	0.00	173	45	3.84	-0.451242	-1.274335
Jun-05	8	4	2	0.00	191	45	4.24	-0.508551	-1.309177
Jul-05	13	2	6.50	2.12	235	52	4.52	0.238604	-0.390395
Aug-05									
Sep-05									
Oct-05	1	1	1	0.00	171	66	2.59	-0.467987	-1.284516
Nov-05									
Dec-05	3	2	1.50	0.71	145	47	3.09	-0.466769	-1.283775



Unbundled Loop - 2 Wire Non-Loaded(Parity)									
Date	CLEC Num	CLEC Denom	CLEC Result	CLEC Std Dev	Qwest Num	Qwest Denom	Qwest Result	Mod Z Scr	Parity Scr
Jan-05									
Feb-05									
Mar-05									
Apr-05									
May-05									
Jun-05									
Jul-05	5	1	5	0.00	3	1	3		
Aug-05									
Sep-05									
Oct-05									
Nov-05									
Dec-05									

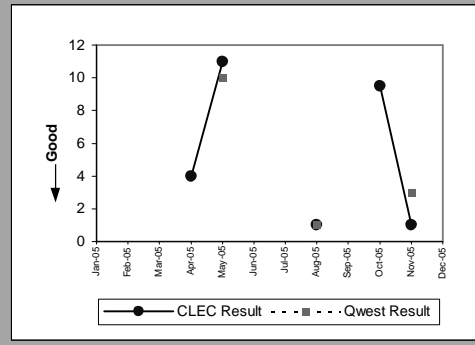


Unbundled Loop - DS1 Capable(Parity)									
Date	CLEC Num	CLEC Denom	CLEC Result	CLEC Std Dev	Qwest Num	Qwest Denom	Qwest Result	Mod Z Scr	Parity Scr
Jan-05	1	1	1	0.00	115	8	14.38	-1.392701	-1.846702
Feb-05									
Mar-05									
Apr-05	1	1	1	0.00	65	7	9.29	-0.878116	-1.533857
May-05									
Jun-05	1	1	1	0.00	414	15	27.60	-0.94056	-1.57182
Jul-05									
Aug-05									
Sep-05	1	1	1	0.00	138	12	11.50	-0.594539	-1.361454
Oct-05	7	3	2.33	2.31	111	11	10.09	-1.63459	-1.99376
Nov-05									
Dec-05	13	3	4.33	2.08	265	19	13.95	-0.887802	-1.539745

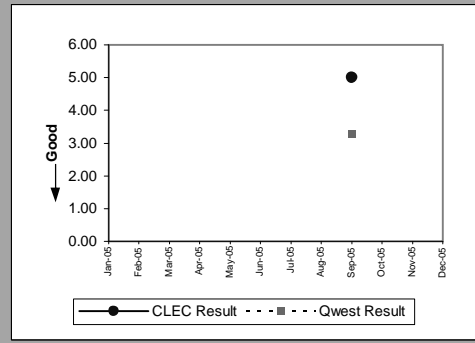


OP-6A-5 - Delayed Days for Non-Facility Reasons (Average Days) - Interval Zone Two

Unbundled Loop ISDN Capable(Parity)									
Date	CLEC Num	CLEC Denom	CLEC Result	CLEC Std Dev	Qwest Num	Qwest Denom	Qwest Result	Mod Z Scr	Parity Scr
Jan-05									
Feb-05									
Mar-05									
Apr-05	4	1	4	0.00		0			
May-05	11	1	11	0.00	20	2	10	0.06415	-1.400545
Jun-05									
Jul-05									
Aug-05	1	1	1	0.00	1	1	1		
Sep-05									
Oct-05	19	2	9.50	12.02					
Nov-05	1	1	1	0.00	3	1	3		
Dec-05									

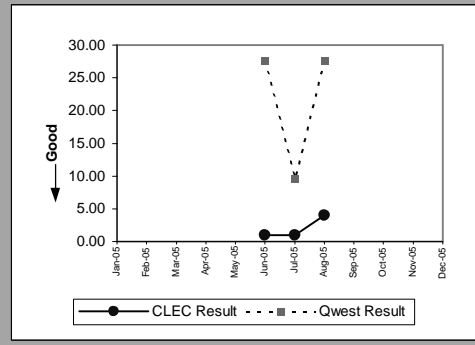


Unbundled Loop - ADSL Qualified(Parity)									
Date	CLEC Num	CLEC Denom	CLEC Result	CLEC Std Dev	Qwest Num	Qwest Denom	Qwest Result	Mod Z Scr	Parity Scr
Jan-05									
Feb-05									
Mar-05									
Apr-05									
May-05									
Jun-05									
Jul-05									
Aug-05									
Sep-05	5	1	5	0.00	46	14	3.29	0.250805	-0.329386
Oct-05									
Nov-05									
Dec-05									



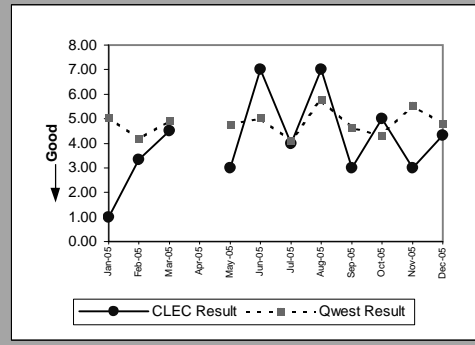
OP-6A-5 - Delayed Days for Non-Facility Reasons (Average Days) - Interval Zone Two

Enhanced Extended Loops - DS1 Capable(Parity)									
Date	CLEC Num	CLEC Denom	CLEC Result	CLEC Std Dev	Qwest Num	Qwest Denom	Qwest Result	Mod Z Scr	Parity Scr
Jan-05									
Feb-05									
Mar-05									
Apr-05									
May-05									
Jun-05	1	1	1	0.00	414	15	27.60	-0.94056	-1.57182
Jul-05	1	1	1	0.00	116	12	9.67	-1.001314	-1.608756
Aug-05	4	1	4	0.00	579	21	27.57	-0.801756	-1.487433
Sep-05									
Oct-05									
Nov-05									
Dec-05									

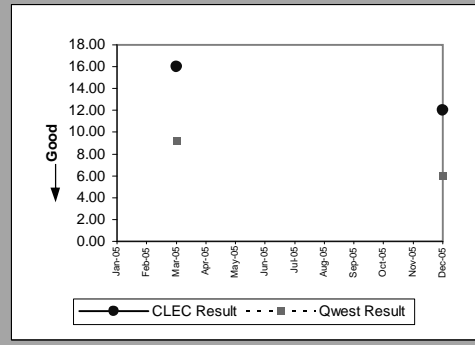


OP-6B-1 - Delayed Days for Facility Reasons (Average Days) - Dispatches within MSAs

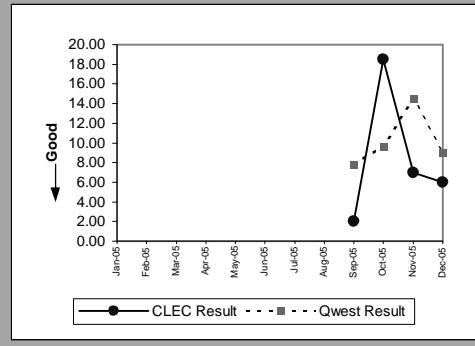
Residence(Parity)									
Date	CLEC Num	CLEC Denom	CLEC Result	CLEC Std Dev	Qwest Num	Qwest Denom	Qwest Result	Mod Z Scr	Parity Scr
Jan-05	1	1	1	0.00	490	97	5.05	-0.634793	-1.385927
Feb-05	10	3	3.33	2.52	434	104	4.17	-0.307976	-1.187236
Mar-05	9	2	4.50	3.54	454	92	4.93	-0.078707	-1.047851
Apr-05									
May-05	3	1	3	0.00	483	101	4.78	-0.340213	-1.206835
Jun-05	14	2	7	1.41	607	121	5.02	0.538428	-0.645658
Jul-05	4	1	4	0.00	435	106	4.10	-0.022535	-1.0137
Aug-05	14	2	7	5.66	640	111	5.77	0.265564	-0.665341
Sep-05	6	2	3	2.83	431	93	4.63	-0.400249	-1.243334
Oct-05	15	3	5	3.61	454	105	4.32	0.157137	-0.552813
Nov-05	3	1	3	0.00	577	104	5.55	-0.277627	-1.168785
Dec-05	13	3	4.33	0.58	528	110	4.80	-0.15719	-1.095565



Business(Parity)									
Date	CLEC Num	CLEC Denom	CLEC Result	CLEC Std Dev	Qwest Num	Qwest Denom	Qwest Result	Mod Z Scr	Parity Scr
Jan-05									
Feb-05									
Mar-05	16	1	16	0.00	277	30	9.23	0.884811	-0.419909
Apr-05									
May-05									
Jun-05									
Jul-05									
Aug-05									
Sep-05									
Oct-05									
Nov-05									
Dec-05	12	1	12	0.00	285	47	6.06	1.043788	-0.337723

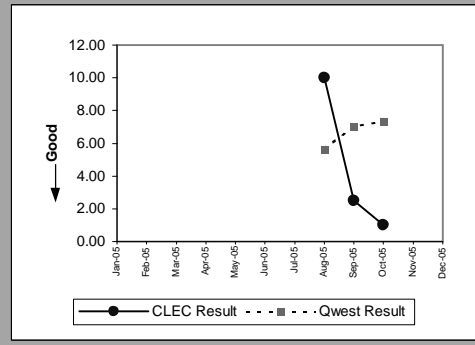


Qwest DSL(Parity)									
Date	CLEC Num	CLEC Denom	CLEC Result	CLEC Std Dev	Qwest Num	Qwest Denom	Qwest Result	Mod Z Scr	Parity Scr
Jan-05									
Feb-05									
Mar-05									
Apr-05									
May-05									
Jun-05									
Jul-05									
Aug-05									
Sep-05	2	1	2	0.00	523	67	7.81	-0.801015	-1.486982
Oct-05	37	2	18.50	13.44	735	76	9.67	1.545	-0.149847
Nov-05	7	1	7	0.00	2068	143	14.46	-0.592872	-1.360441
Dec-05	30	5	6	3	1123	124	9.06	-0.682079	-1.414675



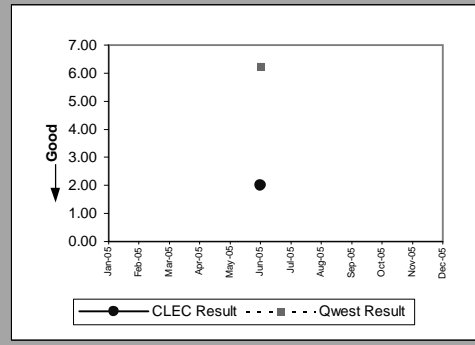
OP-6B-2 - Delayed Days for Facility Reasons (Average Days) - Dispatches outside MSAs

Date	Residence(Parity)								
	CLEC Num	CLEC Denom	CLEC Result	CLEC Std Dev	Qwest Num	Qwest Denom	Qwest Result	Mod Z Scr	Parity Scr
Jan-05									
Feb-05									
Mar-05									
Apr-05									
May-05									
Jun-05									
Jul-05									
Aug-05	10	1	10	0.00	141	25	5.64	0.994263	-0.61448
Sep-05	5	2	2.50	2.12	302	43	7.02	-0.537281	-1.326644
Oct-05	1	1	1	0.00	286	39	7.33	-0.859292	-1.522412
Nov-05									
Dec-05									

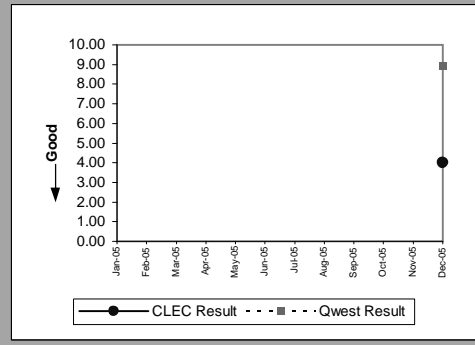


OP-6B-3 - Delayed Days for Facility Reasons (Average Days) - No dispatches

Residence(Parity)									
Date	CLEC Num	CLEC Denom	CLEC Result	CLEC Std Dev	Qwest Num	Qwest Denom	Qwest Result	Mod Z Scr	Parity Scr
Jan-05									
Feb-05									
Mar-05									
Apr-05									
May-05									
Jun-05	2	1	2	0.00	25	4	6.25	-0.662561	-1.402809
Jul-05									
Aug-05									
Sep-05									
Oct-05									
Nov-05									
Dec-05									

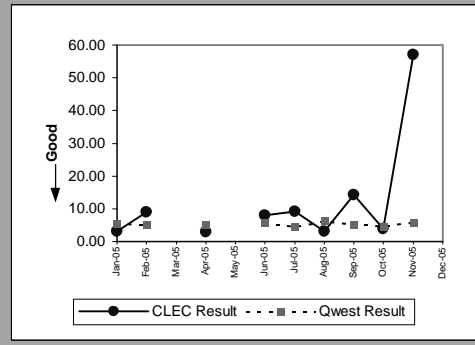


Qwest DSL(Parity)									
Date	CLEC Num	CLEC Denom	CLEC Result	CLEC Std Dev	Qwest Num	Qwest Denom	Qwest Result	Mod Z Scr	Parity Scr
Jan-05									
Feb-05									
Mar-05									
Apr-05									
May-05									
Jun-05									
Jul-05									
Aug-05									
Sep-05									
Oct-05									
Nov-05									
Dec-05	4	1	4	0.00	535	60	8.92	-0.588503	-1.357784

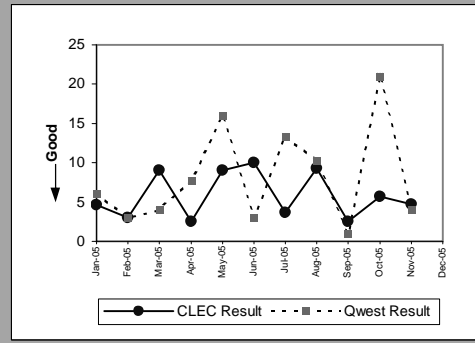


OP-6B-4 - Delayed Days for Facility Reasons (Average Days) - Interval Zone One

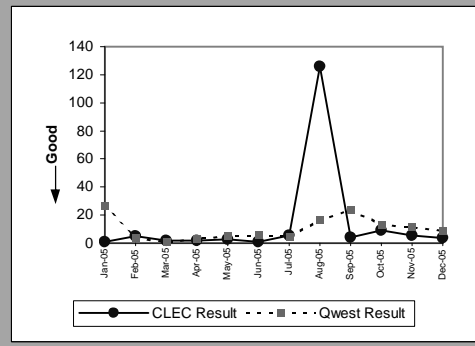
Unbundled Loop Analog(Parity)									
Date	CLEC Num	CLEC Denom	CLEC Result	CLEC Std Dev	Qwest Num	Qwest Denom	Qwest Result	Mod Z Scr	Parity Scr
Jan-05	16	5	3.20	0.45	654	120	5.45	-0.743314	-1.451903
Feb-05	117	13	9	6.58	721	136	5.30	2.044414	0.043793
Mar-05									
Apr-05	6	2	3	0.00	954	188	5.07	-0.365501	-1.222209
May-05									
Jun-05	16	2	8	9.90	1055	183	5.77	0.470667	-0.558783
Jul-05	111	12	9.25	4.71	648	143	4.53	3.195569	0.49391
Aug-05	55	18	3.06	4.67	956	155	6.17	-1.74613	-2.061571
Sep-05	114	8	14.25	9.65	703	135	5.21	4.10944	0.878728
Oct-05	42	11	3.82	1.54	664	143	4.64	-0.384026	-1.233471
Nov-05	57	1	57	0.00	822	138	5.96	5.875974	0.274841
Dec-05									



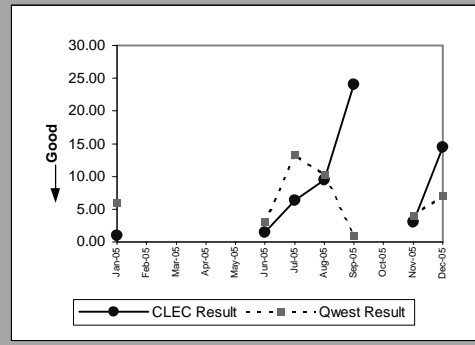
Unbundled Loop - 2 Wire Non-Loaded(Parity)									
Date	CLEC Num	CLEC Denom	CLEC Result	CLEC Std Dev	Qwest Num	Qwest Denom	Qwest Result	Mod Z Scr	Parity Scr
Jan-05	14	3	4.67	3.51	6	1	6		
Feb-05	3	1	3	0.00	6	2	3	0	-1
Mar-05	18	2	9	9.90	4	1	4		
Apr-05	5	2	2.50	0.71	31	4	7.75	-1.214461	-1.73834
May-05	9	1	9	0.00	32	2	16	-0.288675	-1.175502
Jun-05	20	2	10	4.24	3	1	3		
Jul-05	11	3	3.67	2.08	40	3	13.33	-1.841502	-2.119554
Aug-05	37	4	9.25	12.61	41	4	10.25	-0.309221	-1.187993
Sep-05	5	2	2.50	0.71	1	1	1		
Oct-05	17	3	5.67	5.69	42	2	21	-1.079741	-1.656436
Nov-05	19	4	4.75	4.86	4	1	4		
Dec-05									



Unbundled Loop - DS1 Capable(Parity)									
Date	CLEC Num	CLEC Denom	CLEC Result	CLEC Std Dev	Qwest Num	Qwest Denom	Qwest Result	Mod Z Scr	Parity Scr
Jan-05	1	1	1	0.00	53	2	26.50	-29.44486	-18.90121
Feb-05	20	4	5	6.68	4	1	4		
Mar-05	8	5	1.60	1.34	1	1	1		
Apr-05	7	4	1.75	0.50	6	2	3	-1.020621	-1.620493
May-05	13	5	2.60	1.67	10	2	5	-2.02837	-2.233162
Jun-05	1	1	1	0.00	48	8	6	-1.13855	-1.692189
Jul-05	34	6	5.67	4.50	9	2	4.50	2.020726	-0.758873
Aug-05	126	1	126	0.00	180	11	16.36	6.404176	-0.181119
Sep-05	28	7	4	4.97	47	2	23.50	-0.881917	-1.536168
Oct-05	28	3	9.33	5.13	92	7	13.14	-0.411693	-1.250292
Nov-05	34	6	5.67	5.13	34	3	11.33	-0.862489	-1.524356
Dec-05	15	4	3.75	4.86	9	1	9		

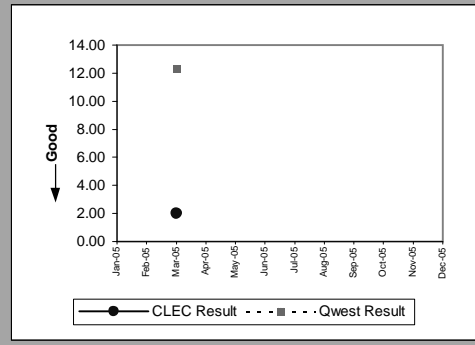


Unbundled Loop ISDN Capable(Parity)									
Date	CLEC Num	CLEC Denom	CLEC Result	CLEC Std Dev	Qwest Num	Qwest Denom	Qwest Result	Mod Z Scr	Parity Scr
Jan-05	1	1	1	0.00	6	1	6		
Feb-05									
Mar-05									
Apr-05									
May-05									
Jun-05	3	2	1.50	0.71	3	1	3		
Jul-05	19	3	6.33	2.52	40	3	13.33	-1.333501	-1.810711
Aug-05	38	4	9.50	8.39	41	4	10.25	-0.231916	-1.140995
Sep-05	24	1	24	0.00	1	1	1		
Oct-05									
Nov-05	3	1	3	0.00	4	1	4		
Dec-05	29	2	14.50	12.02	14	2	7	5.303301	-0.913555

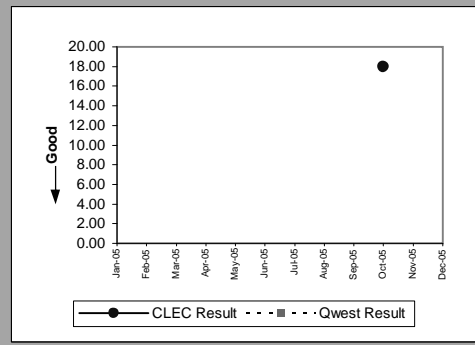


OP-6B-4 - Delayed Days for Facility Reasons (Average Days) - Interval Zone One

Unbundled Loop - ADSL Qualified(Parity)									
Date	CLEC Num	CLEC Denom	CLEC Result	CLEC Std Dev	Qwest Num	Qwest Denom	Qwest Result	Mod Z Scr	Parity Scr
Jan-05									
Feb-05									
Mar-05	2	1	2	0.00	123	10	12.30	-0.80481	-1.48929
Apr-05									
May-05									
Jun-05									
Jul-05									
Aug-05									
Sep-05									
Oct-05									
Nov-05									
Dec-05									

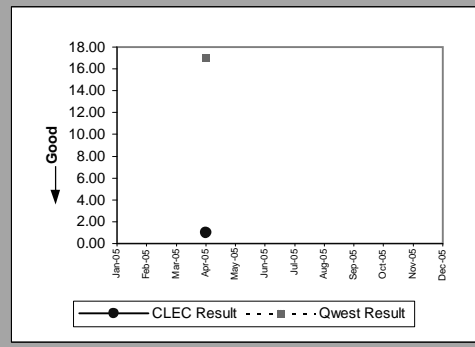


E911 (Parity)									
Date	CLEC Num	CLEC Denom	CLEC Result	CLEC Std Dev	Qwest Num	Qwest Denom	Qwest Result	Mod Z Scr	Parity Scr
Jan-05									
Feb-05									
Mar-05									
Apr-05									
May-05									
Jun-05									
Jul-05									
Aug-05									
Sep-05									
Oct-05	18	1	18	0.00					
Nov-05									
Dec-05									

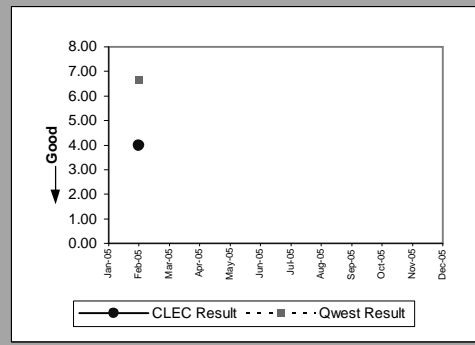


OP-6B-5 - Delayed Days for Facility Reasons (Average Days) - Interval Zone Two

ISDN Primary(Parity)									
Date	CLEC Num	CLEC Denom	CLEC Result	CLEC Std Dev	Qwest Num	Qwest Denom	Qwest Result	Mod Z Scr	Parity Scr
Jan-05									
Feb-05									
Mar-05									
Apr-05	1	1	1	0.00	51	3	17	-2.666667	-2.621218
May-05									
Jun-05									
Jul-05									
Aug-05									
Sep-05									
Oct-05									
Nov-05									
Dec-05									

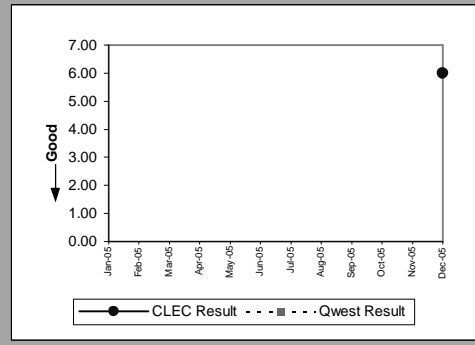


DS1(Parity)									
Date	CLEC Num	CLEC Denom	CLEC Result	CLEC Std Dev	Qwest Num	Qwest Denom	Qwest Result	Mod Z Scr	Parity Scr
Jan-05									
Feb-05	4	1	4	0.00	20	3	6.67		-2.215914
Mar-05									
Apr-05									
May-05									
Jun-05									
Jul-05									
Aug-05									
Sep-05									
Oct-05									
Nov-05									
Dec-05									

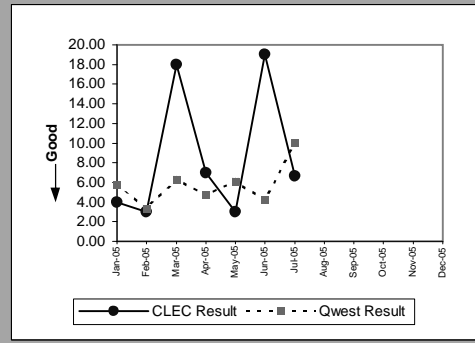


OP-6B-5 - Delayed Days for Facility Reasons (Average Days) - Interval Zone Two

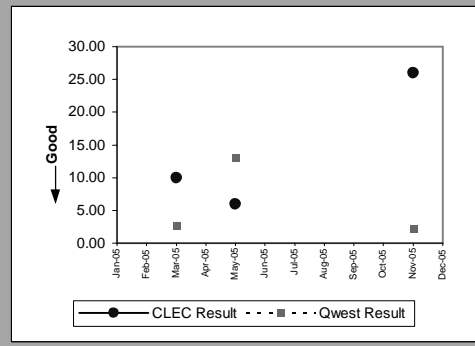
UDIT Above DS1 Level(Parity)									
Date	CLEC Num	CLEC Denom	CLEC Result	CLEC Std Dev	Qwest Num	Qwest Denom	Qwest Result	Mod Z Scr	Parity Scr
Jan-05									
Feb-05									
Mar-05									
Apr-05									
May-05									
Jun-05									
Jul-05									
Aug-05									
Sep-05									
Oct-05									
Nov-05									
Dec-05	6	1	6	0.00					



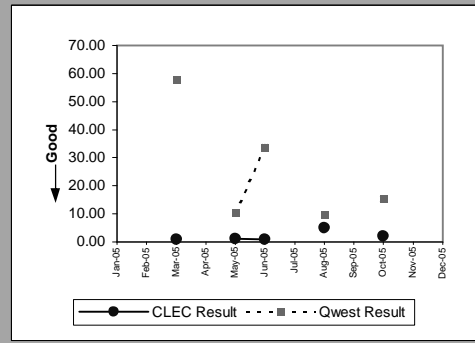
Unbundled Loop Analog(Parity)									
Date	CLEC Num	CLEC Denom	CLEC Result	CLEC Std Dev	Qwest Num	Qwest Denom	Qwest Result	Mod Z Scr	Parity Scr
Jan-05	4	1	4	0.00	186	32	5.81	-0.235088	-1.142923
Feb-05	3	1	3	0.00	83	25	3.32	-0.10725	-1.065203
Mar-05	36	2	18	0.00	196	31	6.32	2.213432	-0.028368
Apr-05	7	1	7	0.00	142	30	4.73	0.395059	-0.461782
May-05	6	2	3	0.00	281	46	6.11	-0.763878	-1.464405
Jun-05	57	3	19	5.20	183	43	4.26	6.689486	1.261001
Jul-05	20	3	6.67	1.15	502	50	10.04	-0.285254	-1.173422
Aug-05									
Sep-05									
Oct-05									
Nov-05									
Dec-05									



Unbundled Loop - 2 Wire Non-Loaded(Parity)									
Date	CLEC Num	CLEC Denom	CLEC Result	CLEC Std Dev	Qwest Num	Qwest Denom	Qwest Result	Mod Z Scr	Parity Scr
Jan-05									
Feb-05									
Mar-05	10	1	10	0.00	11	4	2.75	3.796991	-0.326578
Apr-05									
May-05	6	1	6	0.00	39	3	13	-0.763763	-1.464335
Jun-05									
Jul-05									
Aug-05									
Sep-05									
Oct-05									
Nov-05	26	1	26	0.00	9	4	2.25	42.485292	1.261001
Dec-05									

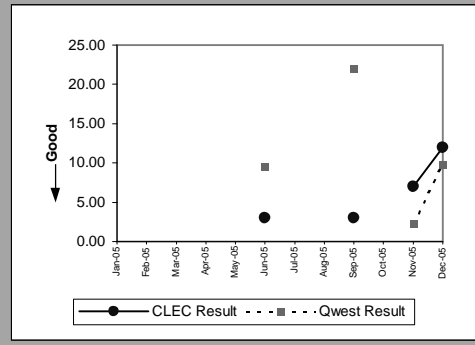


Unbundled Loop - DS1 Capable(Parity)									
Date	CLEC Num	CLEC Denom	CLEC Result	CLEC Std Dev	Qwest Num	Qwest Denom	Qwest Result	Mod Z Scr	Parity Scr
Jan-05									
Feb-05									
Mar-05	1	1	1	0.00	173	3	57.67	-0.845447	-1.513995
Apr-05									
May-05	5	4	1.25	0.50	31	3	10.33	-1.557143	-1.946676
Jun-05	1	1	1	0.00	203	6	33.83	-1.302137	-1.791643
Jul-05									
Aug-05	5	1	5	0.00	57	6	9.50	-0.517949	-1.314891
Sep-05									
Oct-05	2	1	2	0.00	46	3	15.33	-1.73422	-2.054331
Nov-05									
Dec-05									



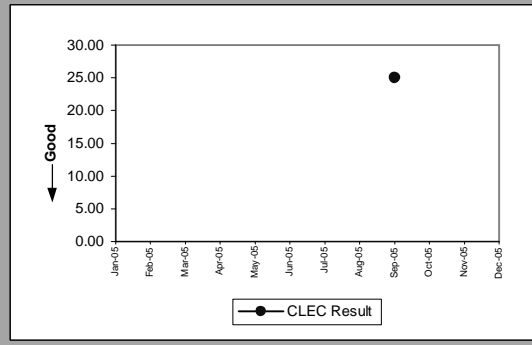
OP-6B-5 - Delayed Days for Facility Reasons (Average Days) - Interval Zone Two

Unbundled Loop ISDN Capable(Parity)									
Date	CLEC Num	CLEC Denom	CLEC Result	CLEC Std Dev	Qwest Num	Qwest Denom	Qwest Result	Mod Z Scr	Parity Scr
Jan-05									
Feb-05									
Mar-05									
Apr-05									
May-05									
Jun-05	3	1	3	0.00	38	4	9.50	-0.748479	-1.455043
Jul-05									
Aug-05									
Sep-05	6	2	3	1.41	44	2	22	-1.343503	-1.816792
Oct-05									
Nov-05	7	1	7	0.00	9	4	2.25	8.497058	1.261001
Dec-05	12	1	12	0.00	39	4	9.75	0.609091	-1.22281



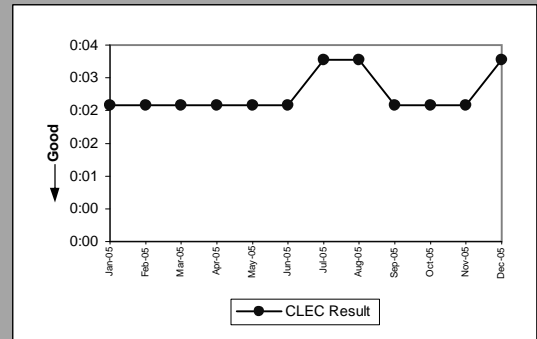
OP-6B-5 - Delayed Days for Facility Reasons (Average Days) - Interval Zone Two

Enhanced Extended Loops - DS1 Capable(Diagnostic)				
Date	Num	Denom	CLEC Result	Standard Dev
Jan-05				
Feb-05				
Mar-05				
Apr-05				
May-05				
Jun-05				
Jul-05				
Aug-05				
Sep-05	25	1	25	0.00
Oct-05				
Nov-05				
Dec-05				

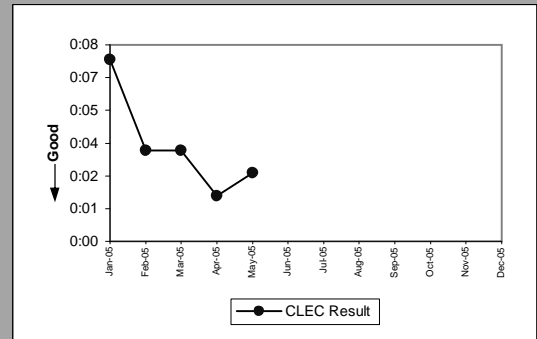


OP-7 - Coordinated Hot Cut Interval (Hours:Minutes)

Unbundled Loop - Analog(Diagnostic)				
Date	Numerator	Denominator	CLEC Result	
Jan-05		27:02	494	0:03
Feb-05		24:54	475	0:03
Mar-05		26:34	564	0:03
Apr-05		28:46	532	0:03
May-05		38:13	755	0:03
Jun-05		40:09	805	0:03
Jul-05		38:57	663	0:04
Aug-05		40:48	663	0:04
Sep-05		29:24	598	0:03
Oct-05		30:29	645	0:03
Nov-05		47:08	874	0:03
Dec-05		48:07	703	0:04

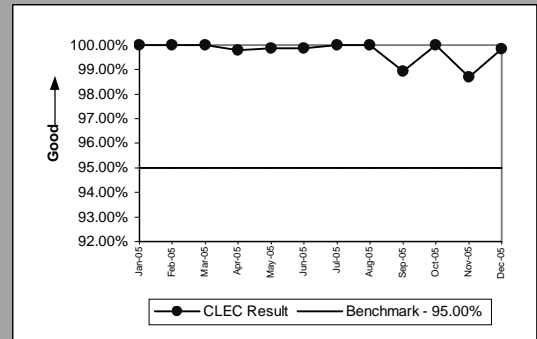


Unbundled Loop Other(Diagnostic)				
Date	Numerator	Denominator	CLEC Result	
Jan-05		0:57	7	0:08
Feb-05		0:48	12	0:04
Mar-05		0:31	7	0:04
Apr-05		0:11	5	0:02
May-05		38:13	755	0:03
Jun-05				
Jul-05				
Aug-05				
Sep-05				
Oct-05				
Nov-05				
Dec-05				

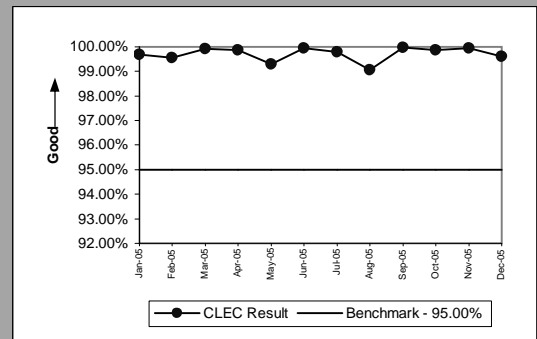


OP-8 - Number Portability Timeliness (Percent)

Number Portability Timeliness(Percent)(OP-8B)(Benchmark)				
Date	Numerator	Denominator	CLEC Result	
Jan-05		343	343	100.00%
Feb-05		352	352	100.00%
Mar-05		382	382	100.00%
Apr-05		473	474	99.79%
May-05		691	692	99.86%
Jun-05		692	693	99.86%
Jul-05		602	602	100.00%
Aug-05		551	551	100.00%
Sep-05		456	461	98.92%
Oct-05		564	564	100.00%
Nov-05		761	771	98.70%
Dec-05		612	613	99.84%

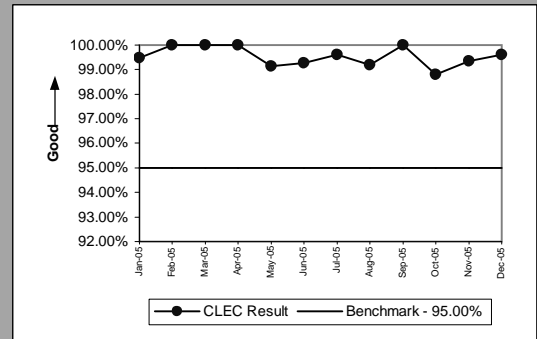


Percentage of LNP Triggers Set Prior to the Frame Due Time(Percent)(OP-8C)(Benchmark)				
Date	Numerator	Denominator	CLEC Result	
Jan-05		1681	1686	99.70%
Feb-05		2277	2287	99.56%
Mar-05		5691	5695	99.93%
Apr-05		3243	3247	99.88%
May-05		2090	2105	99.29%
Jun-05		5177	5180	99.94%
Jul-05		9449	9468	99.80%
Aug-05		5392	5443	99.06%
Sep-05		4151	4152	99.98%
Oct-05		4290	4295	99.88%
Nov-05		4849	4851	99.96%
Dec-05		4958	4977	99.62%

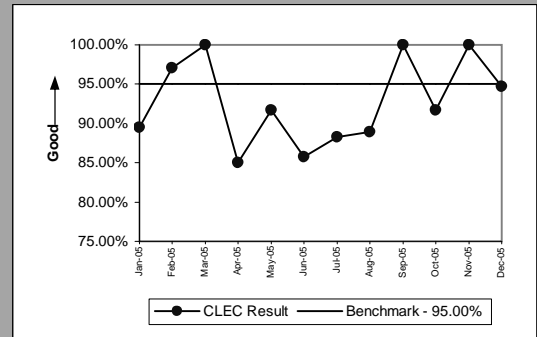


OP-13 - Coordinated Cuts on Time (Percent)

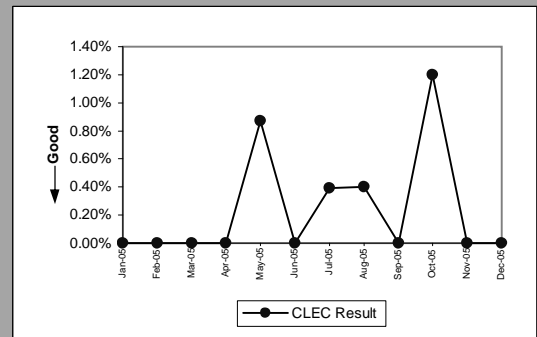
Coordinated Cuts Completed on Time(Percent)Unbundled Loop - Analog(OP-13A)(Benchmark)				
Date	Numerator	Denominator	CLEC Result	
Jan-05	186	187	99.47%	
Feb-05	183	183	100.00%	
Mar-05	220	220	100.00%	
Apr-05	222	222	100.00%	
May-05	228	230	99.13%	
Jun-05	269	271	99.26%	
Jul-05	253	254	99.61%	
Aug-05	249	251	99.20%	
Sep-05	233	233	100.00%	
Oct-05	248	251	98.80%	
Nov-05	303	305	99.34%	
Dec-05	264	265	99.62%	



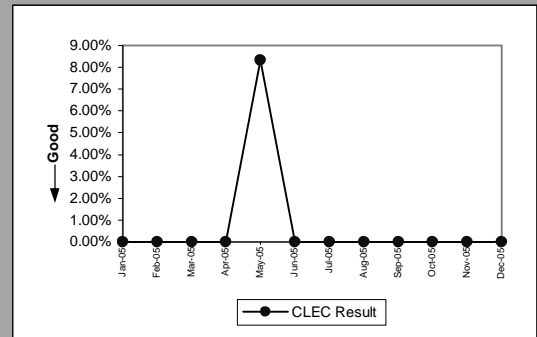
Coordinated Cuts Completed on Time(Percent)Unbundled Loop Other(OP-13B)(Benchmark)				
Date	Numerator	Denominator	CLEC Result	
Jan-05	17	19	89.47%	
Feb-05	33	34	97.06%	
Mar-05	25	25	100.00%	
Apr-05	17	20	85.00%	
May-05	11	12	91.67%	
Jun-05	12	14	85.71%	
Jul-05	15	17	88.24%	
Aug-05	16	18	88.89%	
Sep-05	16	16	100.00%	
Oct-05	11	12	91.67%	
Nov-05	8	8	100.00%	
Dec-05	18	19	94.74%	



Coordinated Cuts Started Without CLEC Approval(Percent)Unbundled Loop - Analog(OP-13B)(Diagnostic)				
Date	Numerator	Denominator	CLEC Result	
Jan-05	0	187	0.00%	
Feb-05	0	183	0.00%	
Mar-05	0	220	0.00%	
Apr-05	0	222	0.00%	
May-05	2	230	0.87%	
Jun-05	0	271	0.00%	
Jul-05	1	254	0.39%	
Aug-05	1	251	0.40%	
Sep-05	0	233	0.00%	
Oct-05	3	251	1.20%	
Nov-05	0	305	0.00%	
Dec-05	0	265	0.00%	

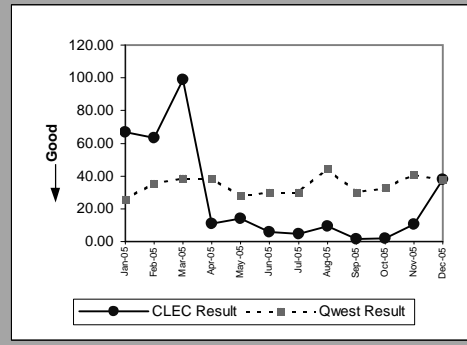


Coordinated Cuts Started Without CLEC Approval(Percent)Unbundled Loop Other(OP-13B)(Diagnostic)				
Date	Numerator	Denominator	CLEC Result	
Jan-05	0	19	0.00%	
Feb-05	0	34	0.00%	
Mar-05	0	25	0.00%	
Apr-05	0	20	0.00%	
May-05	1	12	8.33%	
Jun-05	0	14	0.00%	
Jul-05	0	17	0.00%	
Aug-05	0	18	0.00%	
Sep-05	0	16	0.00%	
Oct-05	0	12	0.00%	
Nov-05	0	8	0.00%	
Dec-05	0	19	0.00%	

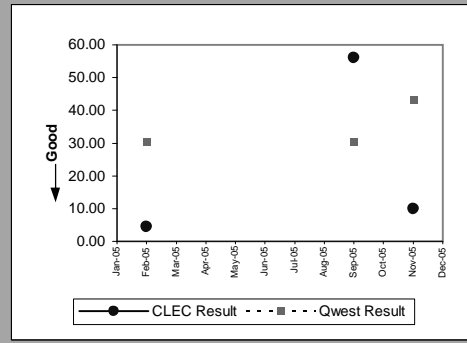


OP-15A - Interval for Pending Orders Delayed Past Due Date

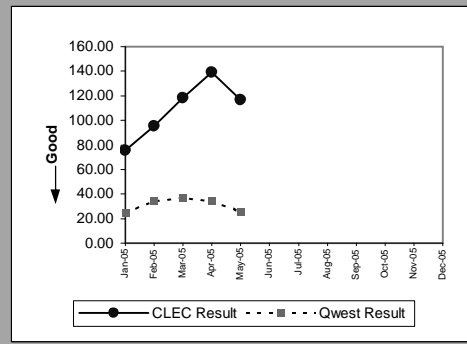
Residence(Parity)									
Date	CLEC Num	CLEC Denom	CLEC Result	Standard Dev.	Qwest Num	Qwest Denom	Qwest Result	Mod Z Scr	Parity Scr
Jan-05	200	3	66.67	67.63	3846	150	25.64	1.922119	0.101563
Feb-05	254	4	63.50	70.97	5367	151	35.54	1.354612	-0.27646
Mar-05	99	1	99		7357	190	38.72	1.400767	-0.195974
Apr-05	33	3	11	8.19	7123	185	38.50	-1.223728	-1.743974
May-05	28	2	14	12.73	6271	225	27.87	-0.580521	-1.352932
Jun-05	6	1	6	0.00	6483	216	30.01	-0.763478	-1.464162
Jul-05	9	2	4.50	4.95	6226	207	30.08	-0.942885	-1.573233
Aug-05	28	3	9.33	5.03	9633	217	44.39	-1.030858	-1.626717
Sep-05	3	2	1.50	2.12	5879	196	29.99	-1.345325	-1.817899
Oct-05	6	3	2	2	6842	208	32.89	-1.599166	-1.972224
Nov-05	42	4	10.50	7.59	7824	190	41.18	-1.636227	-1.994756
Dec-05	38	1	38	0.00	6536	172	38	0	-1



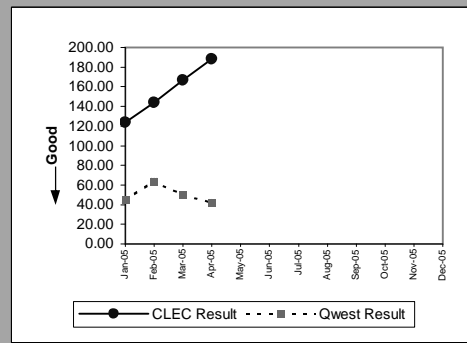
Business(Parity)									
Date	CLEC Num	CLEC Denom	CLEC Result	Standard Dev.	Qwest Num	Qwest Denom	Qwest Result	Mod Z Scr	Parity Scr
Jan-05									
Feb-05	9	2	4.50	2.12	1182	39	30.31	-0.907447	-1.551689
Mar-05									
Apr-05									
May-05									
Jun-05									
Jul-05									
Aug-05									
Sep-05	56	1	56	0.00	2292	75	30.56	0.778669	-0.526423
Oct-05									
Nov-05	10	1	10	0.00	2936	68	43.18	-0.721273	-1.438503
Dec-05									



UNE - P (POTS)(Parity)									
Date	CLEC Num	CLEC Denom	CLEC Result	Standard Dev.	Qwest Num	Qwest Denom	Qwest Result	Mod Z Scr	Parity Scr
Jan-05	226	3	75.33	39.72	4964	199	24.94	2.462746	0.181341
Feb-05	286	3	95.33	39.72	6549	190	34.47	2.589858	0.261422
Mar-05	355	3	118.33	39.72	9202	247	37.26	3.283372	0.527275
Apr-05	418	3	139.33	39.72	8464	245	34.55	4.835211	0.878728
May-05	117	1	117	0.00	8099	314	25.79	2.830483	0.303709
Jun-05									
Jul-05									
Aug-05									
Sep-05									
Oct-05									
Nov-05									
Dec-05									

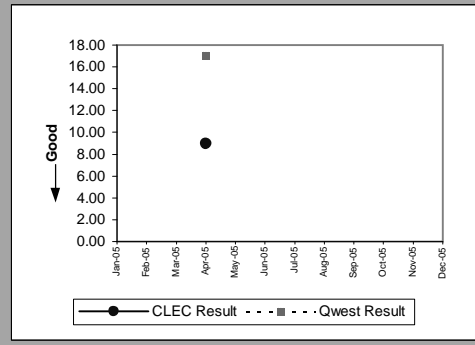


Line Sharing(Parity)									
Date	CLEC Num	CLEC Denom	CLEC Result	Standard Dev.	Qwest Num	Qwest Denom	Qwest Result	Mod Z Scr	Parity Scr
Jan-05	124	1	124		1532	34	45.06	0.969135	-0.343212
Feb-05	144	1	144		1666	26	64.08	0.814907	-0.382789
Mar-05	167	1	167		2051	41	50.02	1.30802	-0.244528
Apr-05	188	1	188		1782	42	42.43	1.684109	-0.107286
May-05									
Jun-05									
Jul-05									
Aug-05									
Sep-05									
Oct-05									
Nov-05									
Dec-05									



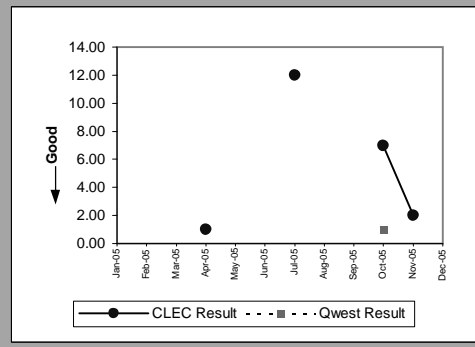
OP-15A - Interval for Pending Orders Delayed Past Due Date

ISDN Primary(Parity)									
Date	CLEC Num	CLEC Denom	CLEC Result	Standard Dev.	Qwest Num	Qwest Denom	Qwest Result	Mod Z Scr	Parity Scr
Jan-05									
Feb-05									
Mar-05									
Apr-05	36	4	9	0.00	205	12	17.08	-0.67031	-1.40752
May-05									
Jun-05									
Jul-05									
Aug-05									
Sep-05									
Oct-05									
Nov-05									
Dec-05									

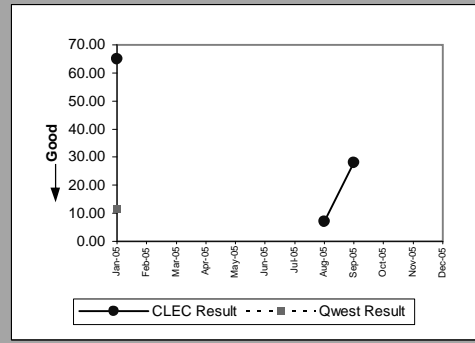


OP-15A - Interval for Pending Orders Delayed Past Due Date

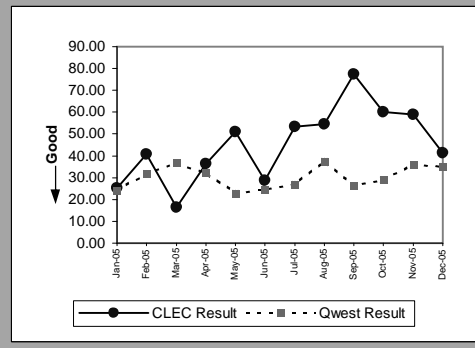
LIS Trunk(Parity)									
Date	CLEC Num	CLEC Denom	CLEC Result	Standard Dev.	Qwest Num	Qwest Denom	Qwest Result	Mod Z Scr	Parity Scr
Jan-05									
Feb-05									
Mar-05									
Apr-05	2	2	1	0.00					
May-05									
Jun-05									
Jul-05	12	1	12	0.00					
Aug-05									
Sep-05									
Oct-05	7	1	7	0.00	1	1	1		
Nov-05	2	1	2	0.00					
Dec-05									



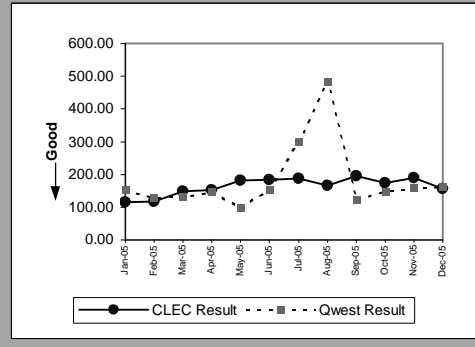
UDIT Above DS1 Level(Parity)									
Date	CLEC Num	CLEC Denom	CLEC Result	Standard Dev.	Qwest Num	Qwest Denom	Qwest Result	Mod Z Scr	Parity Scr
Jan-05	65	1	65		35	3	11.67	4.611123	1.261001
Feb-05									
Mar-05									
Apr-05									
May-05									
Jun-05									
Jul-05									
Aug-05	7	1	7	0.00					
Sep-05	28	1	28	0.00					
Oct-05									
Nov-05									
Dec-05									



Unbundled Loop Analog(Parity)									
Date	CLEC Num	CLEC Denom	CLEC Result	Standard Dev.	Qwest Num	Qwest Denom	Qwest Result	Mod Z Scr	Parity Scr
Jan-05	503	20	25.15	34.99	3576	148	24.16	0.123646	-0.88192
Feb-05	530	13	40.77	50.21	4719	147	32.10	0.78792	-0.511837
Mar-05	655	40	16.38	41.11	6646	181	36.72	-2.803349	-2.704315
Apr-05	728	20	36.40	63.93	6089	189	32.22	0.502806	-0.719055
May-05	919	18	51.06	73	5444	239	22.78	3.841029	0.749798
Jun-05	829	29	28.59	59.01	5444	220	24.75	0.668651	-0.580322
Jul-05	853	16	53.31	83.63	5443	202	26.95	2.79323	0.202155
Aug-05	927	17	54.53	92.54	8248	219	37.66	1.185539	-0.334958
Sep-05	1007	13	77.46	111.14	5609	212	26.46	6.652332	1.261001
Oct-05	1200	20	60	102.48	6037	207	29.16	4.469156	0.878728
Nov-05	1532	26	58.92	96.66	6862	190	36.12	3.246274	0.392445
Dec-05	1777	43	41.33	76.27	5939	169	35.14	0.969708	-0.410225

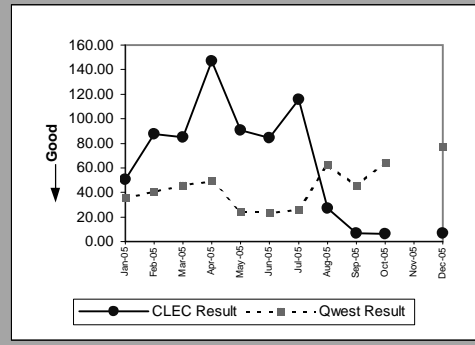


Unbundled Loop - 2 Wire Non-Loaded(Parity)									
Date	CLEC Num	CLEC Denom	CLEC Result	Standard Dev.	Qwest Num	Qwest Denom	Qwest Result	Mod Z Scr	Parity Scr
Jan-05	2402	21	114.38	125.47	1675	11	152.27	-0.698719	-1.424791
Feb-05	2706	23	117.65	129.21	1938	15	129.20	-0.24207	-1.147168
Mar-05	3114	21	148.29	133.48	1830	14	130.71	0.319212	-0.77556
Apr-05	3516	23	152.87	138.07	2062	14	147.29	0.100753	-0.957295
May-05	3801	21	181	138.96	875	9	97.22	1.420816	-0.424696
Jun-05	4247	23	184.65	145.68	2594	17	152.59	0.498226	-0.769021
Jul-05	4331	23	188.30	154.97	8970	30	299	-1.663441	-2.0113
Aug-05	4801	29	165.55	164.39	35392	73	484.82	-9.716854	-6.907428
Sep-05	5071	26	195.04	172.27	1596	13	122.77	1.428651	-0.402863
Oct-05	5374	31	173.35	177.99	1775	12	147.92	0.478993	-0.825427
Nov-05	4527	24	188.63	179.74	1897	12	158.08	0.522622	-0.827015
Dec-05	4215	27	156.11	170.70	2099	13	161.46	-0.093143	-1.056627

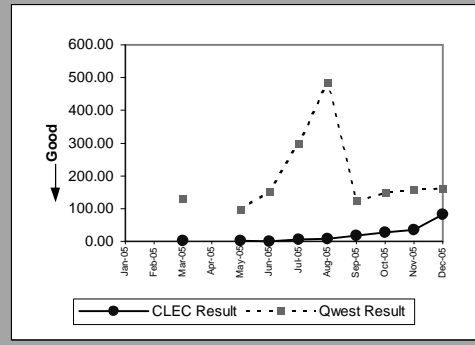


OP-15A - Interval for Pending Orders Delayed Past Due Date

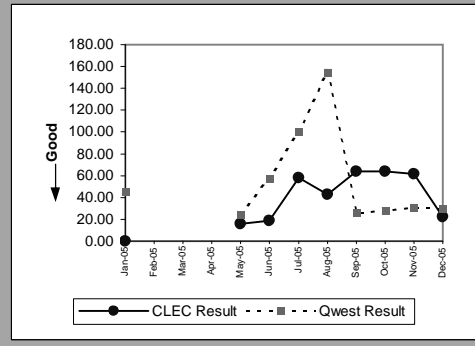
Unbundled Loop - DS1 Capable(Parity)									
Date	CLEC Num	CLEC Denom	CLEC Result	Standard Dev.	Qwest Num	Qwest Denom	Qwest Result	Mod Z Scr	Parity Scr
Jan-05	203	4	50.75	73.77	498	14	35.57	0.620908	-0.509731
Feb-05	262	3	87.33	80.70	609	15	40.60	1.703685	-0.188607
Mar-05	340	4	85	83.12	690	15	46	1.267714	-0.334958
Apr-05	294	2	147	107.48	741	15	49.40	2.04633	-0.039144
May-05	362	4	90.50	108.91	983	40	24.58	3.821558	0.171433
Jun-05	422	5	84.40	108.45	1394	59	23.63	4.372391	0.372237
Jul-05	462	4	115.50	124.33	1047	40	26.18	4.277095	0.527275
Aug-05	81	3	27	42.46	1935	31	62.42	-0.731315	-1.444608
Sep-05	28	4	7	6.98	1458	32	45.56	-1.306815	-1.794487
Oct-05	48	8	6	3.16	1667	26	64.12	-2.166314	-2.317026
Nov-05									
Dec-05	7	1	7	0.00	1624	21	77.33	-0.762365	-1.463485



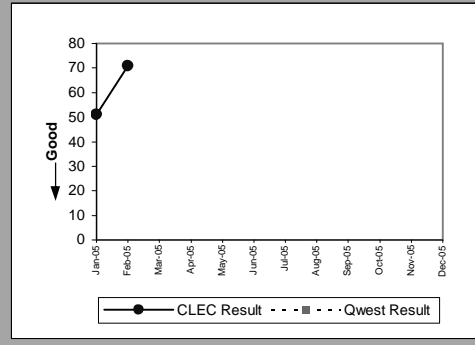
Unbundled Loop ISDN Capable(Parity)									
Date	CLEC Num	CLEC Denom	CLEC Result	Standard Dev.	Qwest Num	Qwest Denom	Qwest Result	Mod Z Scr	Parity Scr
Jan-05									
Feb-05									
Mar-05	5	2	2.50	0.71	1830	14	130.71	-1.063132	-1.646339
Apr-05									
May-05	1	1	1	0.00	875	9	97.22	-0.616787	-1.37498
Jun-05	0	1	0.00	0.00	2594	17	152.59	-0.736989	-1.448057
Jul-05	12	2	6	2.83	8970	30	299	-1.670931	-2.015854
Aug-05	25	3	8.33	10.12	35392	73	484.82	-5.403495	-4.285092
Sep-05	54	3	18	5	1596	13	122.77	-1.09838	-1.667768
Oct-05	80	3	26.67	21.94	1775	12	147.92	-1.202523	-1.731082
Nov-05	137	4	34.25	30.15	1897	12	158.08	-1.297623	-1.788899
Dec-05	164	2	82	7.07	2099	13	161.46	-0.614802	-1.373773



Qwest DSL(Parity)									
Date	CLEC Num	CLEC Denom	CLEC Result	Standard Dev.	Qwest Num	Qwest Denom	Qwest Result	Mod Z Scr	Parity Scr
Jan-05	0	1	0.00		1532	34	45.06	-0.553173	-1.336305
Feb-05									
Mar-05									
Apr-05									
May-05	16	1	16	0.00	1994	82	24.32	-0.129422	-1.078683
Jun-05	38	2	19	26.87	4021	70	57.44	-0.485846	-1.295373
Jul-05	58	1	58	0.00	10327	103	100.26	-0.273332	-1.166174
Aug-05	86	2	43	53.74	30469	197	154.66	-0.830529	-1.504925
Sep-05	128	2	64	53.74	4416	171	25.82	0.892982	-0.157875
Oct-05	128	2	64	83.44	6209	219	28.35	0.895637	-0.145777
Nov-05	184	3	61.33	71.84	6440	206	31.26	0.89211	-0.093626
Dec-05	44	2	22	19.80	6113	204	29.97	-0.184135	-1.111946

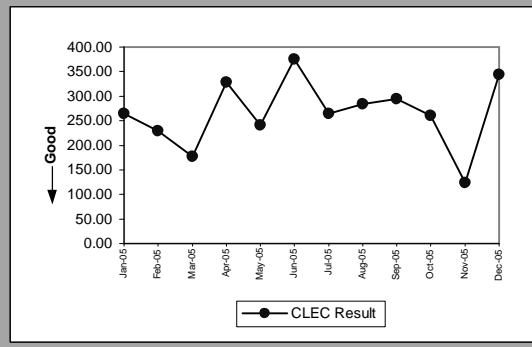


Dark Fiber - Loop(Diagnostic)									
Date	CLEC Num	CLEC Denom	CLEC Result	Standard Dev.	Qwest Num	Qwest Denom	Qwest Result	Mod Z Scr	Parity Scr
Jan-05	51	1	51						
Feb-05	71	1	71						
Mar-05									
Apr-05									
May-05									
Jun-05									
Jul-05									
Aug-05									
Sep-05									
Oct-05									
Nov-05									
Dec-05									



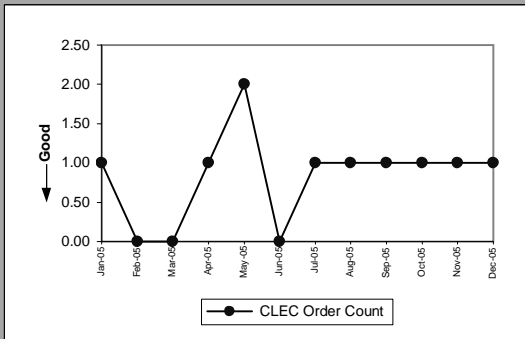
OP-15A - Interval for Pending Orders Delayed Past Due Date

Enhanced Extended Loops (EELs)(Diagnostic)					
Date	Num	Denom	CLEC Result	Standard Dev	
Jan-05	1059	4	264.75	148.80	
Feb-05	1145	5	229	179.29	
Mar-05	1241	7	177.29	193.77	
Apr-05	1315	4	328.75	148.80	
May-05	723	3	241	251.81	
Jun-05	751	2	375.50	225.57	
Jul-05	793	3	264.33	277.59	
Aug-05	852	3	284	282.33	
Sep-05	883	3	294.33	297.76	
Oct-05	1041	4	260.25	268.14	
Nov-05	370	3	123.33	172.15	
Dec-05	344	1	344	0.00	

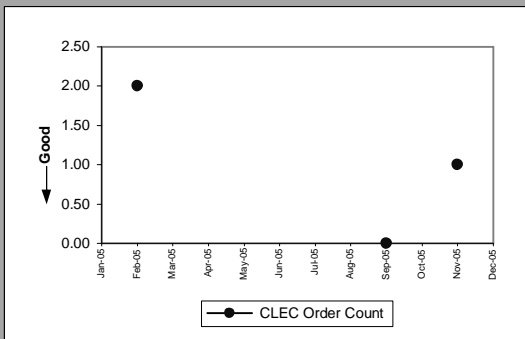


OP-15B - Count of Pending Orders Delayed for Facilities Reasons

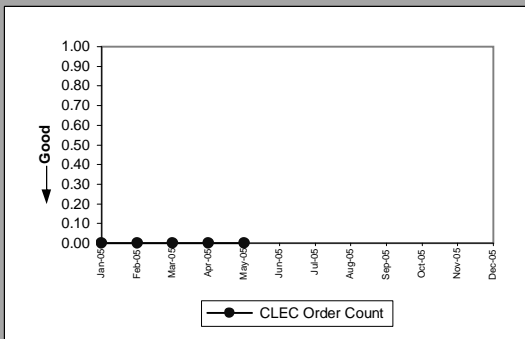
Residence(Diagnostic)	
Date	CLEC Order Count
Jan-05	1
Feb-05	0
Mar-05	0
Apr-05	1
May-05	2
Jun-05	0
Jul-05	1
Aug-05	1
Sep-05	1
Oct-05	1
Nov-05	1
Dec-05	1



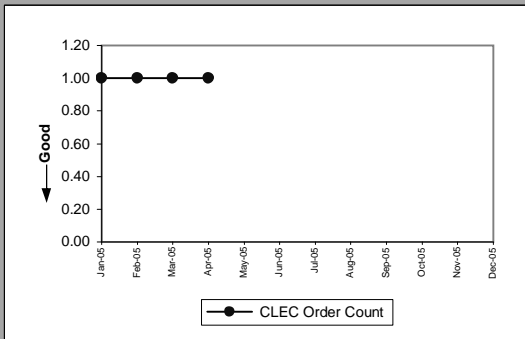
Business(Diagnostic)	
Date	CLEC Order Count
Jan-05	
Feb-05	2
Mar-05	
Apr-05	
May-05	
Jun-05	
Jul-05	
Aug-05	
Sep-05	0
Oct-05	
Nov-05	1
Dec-05	



UNE - P (POTS)(Diagnostic)	
Date	CLEC Order Count
Jan-05	0
Feb-05	0
Mar-05	0
Apr-05	0
May-05	0
Jun-05	
Jul-05	
Aug-05	
Sep-05	
Oct-05	
Nov-05	
Dec-05	

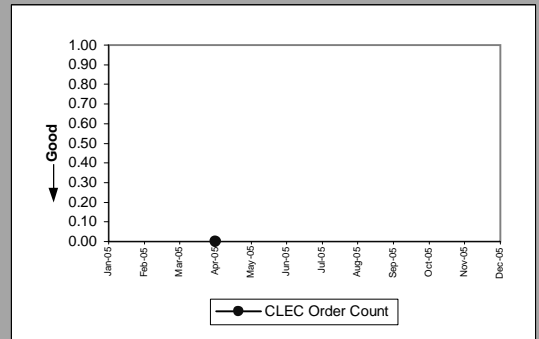


Line Sharing(Parity)	
Date	CLEC Order Count
Jan-05	1
Feb-05	1
Mar-05	1
Apr-05	1
May-05	
Jun-05	
Jul-05	
Aug-05	
Sep-05	
Oct-05	
Nov-05	
Dec-05	



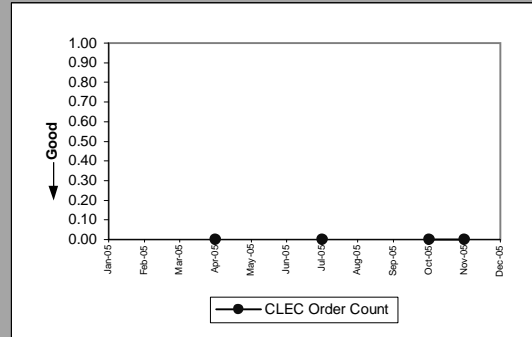
OP-15B - Count of Pending Orders Delayed for Facilities Reasons

ISDN Primary(Parity)	
Date	CLEC Order Count
Jan-05	
Feb-05	
Mar-05	
Apr-05	0
May-05	
Jun-05	
Jul-05	
Aug-05	
Sep-05	
Oct-05	
Nov-05	
Dec-05	

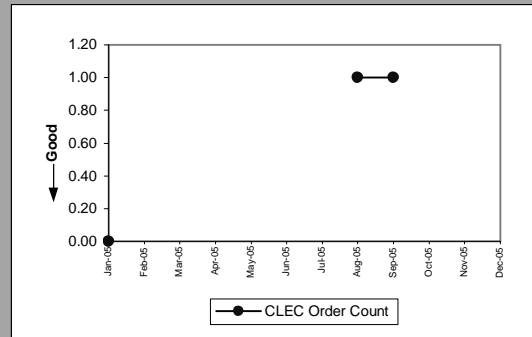


OP-15B - Count of Pending Orders Delayed for Facilities Reasons

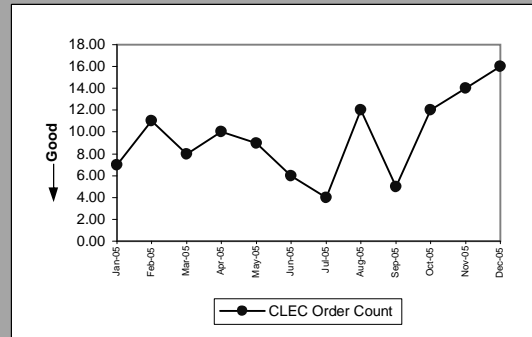
LIS Trunk(Diagnostic)	
Date	CLEC Order Count
Jan-05	
Feb-05	
Mar-05	
Apr-05	0
May-05	
Jun-05	
Jul-05	0
Aug-05	
Sep-05	
Oct-05	0
Nov-05	0
Dec-05	



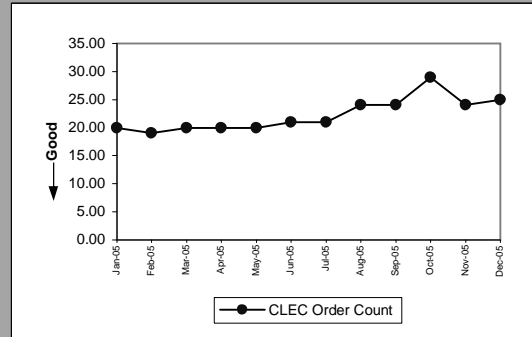
UDIT Above DS1 Level(Diagnostic)	
Date	CLEC Order Count
Jan-05	0
Feb-05	
Mar-05	
Apr-05	
May-05	
Jun-05	
Jul-05	
Aug-05	1
Sep-05	1
Oct-05	
Nov-05	
Dec-05	



Unbundled Loop Analog(Diagnostic)	
Date	CLEC Order Count
Jan-05	7
Feb-05	11
Mar-05	8
Apr-05	10
May-05	9
Jun-05	6
Jul-05	4
Aug-05	12
Sep-05	5
Oct-05	12
Nov-05	14
Dec-05	16

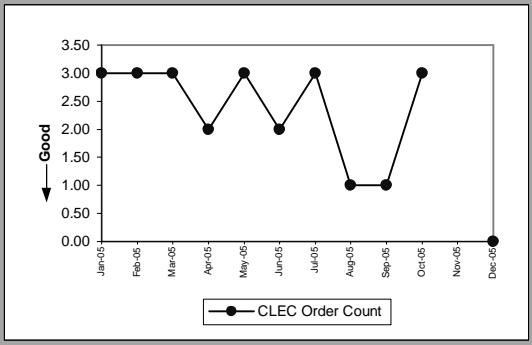


Unbundled Loop - 2 Wire Non-Loaded(Diagnostic)	
Date	CLEC Order Count
Jan-05	20
Feb-05	19
Mar-05	20
Apr-05	20
May-05	20
Jun-05	21
Jul-05	21
Aug-05	24
Sep-05	24
Oct-05	29
Nov-05	24
Dec-05	25

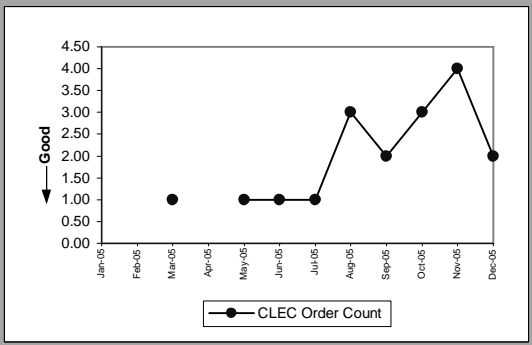


OP-15B - Count of Pending Orders Delayed for Facilities Reasons

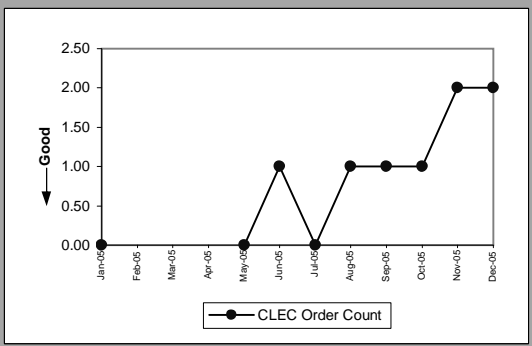
Unbundled Loop - DS1 Capable(Diagnostic)	
Date	CLEC Order Count
Jan-05	3
Feb-05	3
Mar-05	3
Apr-05	2
May-05	3
Jun-05	2
Jul-05	3
Aug-05	1
Sep-05	1
Oct-05	3
Nov-05	
Dec-05	0



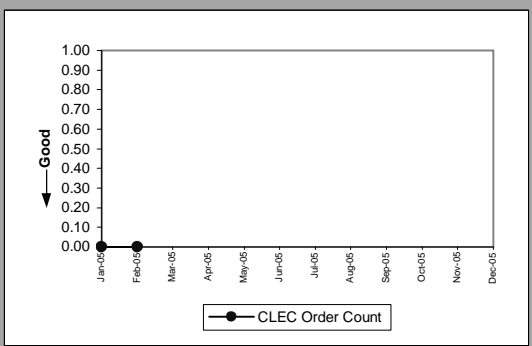
Unbundled Loop ISDN Capable(Diagnostic)	
Date	CLEC Order Count
Jan-05	
Feb-05	
Mar-05	1
Apr-05	
May-05	1
Jun-05	1
Jul-05	1
Aug-05	3
Sep-05	2
Oct-05	3
Nov-05	4
Dec-05	2



Qwest DSL(Parity)	
Date	CLEC Order Count
Jan-05	0
Feb-05	
Mar-05	
Apr-05	
May-05	0
Jun-05	1
Jul-05	0
Aug-05	1
Sep-05	1
Oct-05	1
Nov-05	2
Dec-05	2

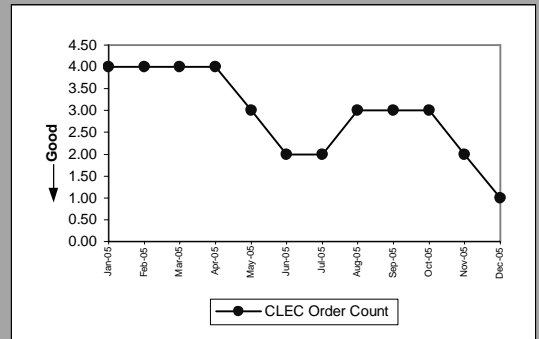


Dark Fiber - Loop(Diagnostic)	
Date	CLEC Order Count
Jan-05	0
Feb-05	0
Mar-05	
Apr-05	
May-05	
Jun-05	
Jul-05	
Aug-05	
Sep-05	
Oct-05	
Nov-05	
Dec-05	



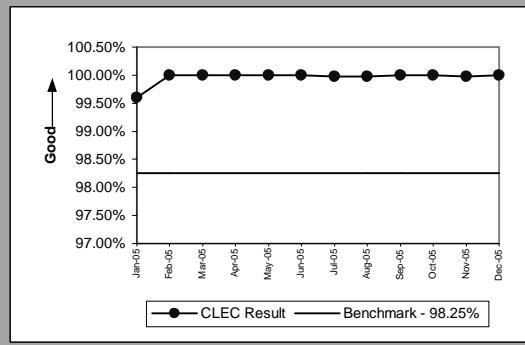
OP-15B - Count of Pending Orders Delayed for Facilities Reasons

Enhanced Extended Loops (EELs)(Diagnostic)	
Date	CLEC Order Count
Jan-05	4
Feb-05	4
Mar-05	4
Apr-05	4
May-05	3
Jun-05	2
Jul-05	2
Aug-05	3
Sep-05	3
Oct-05	3
Nov-05	2
Dec-05	1

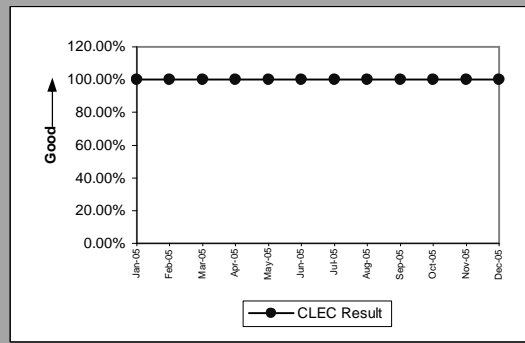


OP-17 - Timeliness of Disconnects associated with LNP Orders

Timeliness of Disconnects associated with LNP Orders(Percent)(OP-17A)(Benchmark)					
Date	CLEC Num	CLEC Denom	CLEC Result	CLEC Std Dev	
Jan-05	2515	2525	99.60%	6.28%	
Feb-05	10931	10931	100.00%	0.00%	
Mar-05	26477	26477	100.00%	0.00%	
Apr-05	3969	3969	100.00%	0.00%	
May-05	3089	3089	100.00%	0.00%	
Jun-05	6006	6006	100.00%	0.00%	
Jul-05	10153	10156	99.97%	1.72%	
Aug-05	6405	6406	99.98%	1.25%	
Sep-05	4858	4858	100.00%	0.00%	
Oct-05	5729	5729	100.00%	0.00%	
Nov-05	5706	5707	99.98%	1.32%	
Dec-05	6132	6132	100.00%	0.00%	

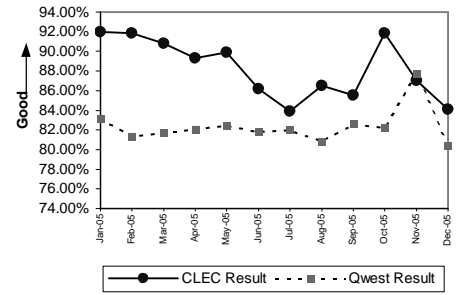


Timeliness of Disconnects associated with LNP Orders(Percent)(OP-17B)(Diagnostic)					
Date	CLEC Num	CLEC Denom	CLEC Result	CLEC Std Dev	
Jan-05	2525	2525	100.00%	0.00%	
Feb-05	10931	10931	100.00%	0.00%	
Mar-05	26477	26477	100.00%	0.00%	
Apr-05	3969	3969	100.00%	0.00%	
May-05	3089	3089	100.00%	0.00%	
Jun-05	6006	6006	100.00%	0.00%	
Jul-05	10156	10156	100.00%	0.00%	
Aug-05	6406	6406	100.00%	0.00%	
Sep-05	4858	4858	100.00%	0.00%	
Oct-05	5729	5729	100.00%	0.00%	
Nov-05	5707	5707	100.00%	0.00%	
Dec-05	6132	6132	100.00%	0.00%	



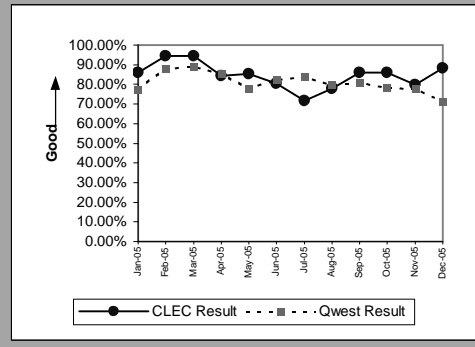
MR-2 - Calls Answered within 20 Seconds - Interconnect Repair Center (Percent)

Calls Answered within 20 seconds - Interconnect Repair Center(Percent)(MR-2)(Diagnostic)						
Date	CLEC Num	CLEC Denom	CLEC Result	Qwest Num	Qwest Denom	Qwest Result
Jan-05	10338	11243	91.95%	359961	432733	83.18%
Feb-05	9923	10805	91.84%	302532	371933	81.34%
Mar-05	10851	11952	90.79%	315383	386135	81.68%
Apr-05	10818	12115	89.29%	317198	386322	82.11%
May-05	10995	12227	89.92%	336733	408419	82.45%
Jun-05	12475	14472	86.20%	374120	457190	81.83%
Jul-05	11580	13799	83.92%	364192	444187	81.99%
Aug-05	13497	15601	86.52%	452379	559751	80.82%
Sep-05	11365	13290	85.52%	361765	437850	82.62%
Oct-05	10772	11731	91.83%	356513	433660	82.21%
Nov-05	9382	10781	87.03%	315600	359617	87.76%
Dec-05	9051	10760	84.12%	291740	362886	80.39%

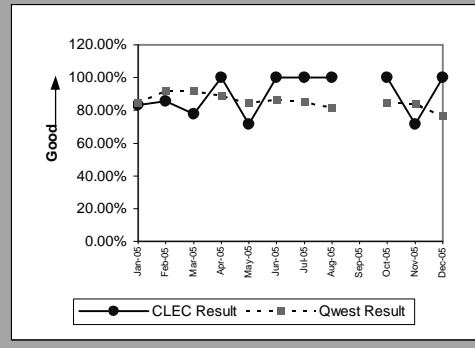


MR-3A - Out of Service Cleared within 24 Hours (Percent) - Dispatches within MSAs

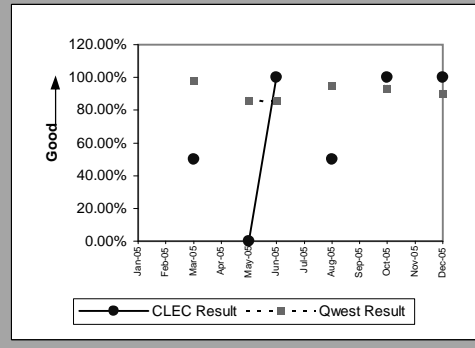
Residence(Parity)									
Date	CLEC Num	CLEC Denom	CLEC Result	CLEC Std Dev	Qwest Num	Qwest Denom	Qwest Result	Mod Z Scr	Parity Scr
Jan-05	37	43	86.05%	34.65%	6651	8576	77.55%	-1.331462	-1.809471
Feb-05	34	36	94.44%	22.91%	5388	6123	88.00%	-1.186956	-1.721618
Mar-05	50	53	94.34%	23.11%	7011	7858	89.22%	-1.197559	-1.728064
Apr-05	32	38	84.21%	36.46%	5889	6902	85.32%	0.193275	-0.856989
May-05	35	41	85.37%	35.34%	6381	8186	77.95%	-1.142478	-1.694577
Jun-05	37	46	80.43%	39.67%	6555	7947	82.48%	0.364587	-0.761276
Jul-05	28	39	71.79%	45.00%	8195	9797	83.65%	1.997524	0.136545
Aug-05	49	63	77.78%	41.57%	7200	9013	79.88%	0.415712	-0.734786
Sep-05	49	57	85.96%	34.74%	6280	7745	81.08%	-0.937385	-1.56989
Oct-05	61	71	85.92%	34.79%	6644	8501	78.16%	-1.575916	-1.958089
Nov-05	51	64	79.69%	40.23%	6532	8380	77.95%	-0.334471	-1.203344
Dec-05	38	43	88.37%	32.06%	6723	9429	71.30%	-2.468994	-2.501042



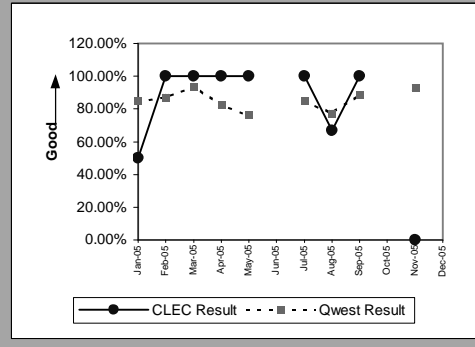
Business(Parity)									
Date	CLEC Num	CLEC Denom	CLEC Result	CLEC Std Dev	Qwest Num	Qwest Denom	Qwest Result	Mod Z Scr	Parity Scr
Jan-05	5	6	83.33%	37.27%	917	1081	84.83%	0.101833	-0.900177
Feb-05	6	7	85.71%	34.99%	683	742	92.05%	0.616555	-0.63914
Mar-05	7	9	77.78%	41.57%	895	976	91.70%	1.507155	-0.218498
Apr-05	4	4	100.00%	0.00%	848	951	89.17%	-0.695567	-1.422875
May-05	5	7	71.43%	45.18%	888	1052	84.41%	0.943714	-0.466695
Jun-05	4	4	100.00%	0.00%	859	988	86.94%	-0.773483	-1.470244
Jul-05	2	2	100.00%	0.00%	881	1032	85.37%	-0.584918	-1.355605
Aug-05	3	3	100.00%	0.00%	847	1039	81.52%	-0.823462	-1.500629
Sep-05									
Oct-05	3	3	100.00%	0.00%	937	1105	84.80%	-0.732414	-1.445276
Nov-05	5	7	71.43%	45.18%	896	1066	84.05%	0.909289	-0.483262
Dec-05	2	2	100.00%	0.00%	787	1027	76.63%	-0.780209	-1.474333



Centrex(Parity)									
Date	CLEC Num	CLEC Denom	CLEC Result	CLEC Std Dev	Qwest Num	Qwest Denom	Qwest Result	Mod Z Scr	Parity Scr
Jan-05									
Feb-05									
Mar-05	1	2	50.00%	50.00%	45	46	97.83%	4.540354	0.097188
Apr-05									
May-05	0	1	0.00%	0.00%	43	50	86.00%	2.45406	-0.115721
Jun-05	1	1	100.00%	0.00%	47	55	85.45%	-0.408868	-1.248574
Jul-05									
Aug-05	1	2	50.00%	50.00%	39	41	95.12%	2.892658	-0.069787
Sep-05									
Oct-05	1	1	100.00%	0.00%	56	60	93.33%	-0.265062	-1.161146
Nov-05									
Dec-05	2	2	100.00%	0.00%	56	62	90.32%	-0.45562	-1.276997

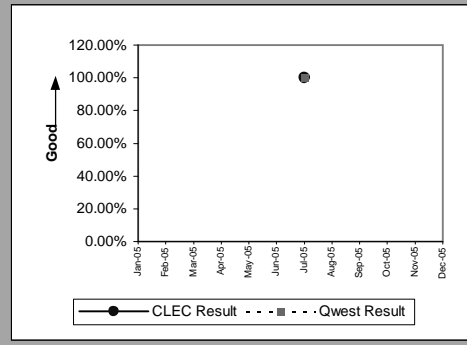


Centrex 21(Parity)									
Date	CLEC Num	CLEC Denom	CLEC Result	CLEC Std Dev	Qwest Num	Qwest Denom	Qwest Result	Mod Z Scr	Parity Scr
Jan-05	1	2	50.00%	50.00%	72	85	84.71%	1.347873	-0.392624
Feb-05	1	1	100.00%	0.00%	68	78	87.18%	-0.381048	-1.231661
Mar-05	4	4	100.00%	0.00%	90	96	93.75%	-0.505964	-1.307605
Apr-05	2	2	100.00%	0.00%	75	91	82.42%	-0.646135	-1.392822
May-05	3	3	100.00%	0.00%	68	89	76.40%	-0.94671	-1.575559
Jun-05									
Jul-05	2	2	100.00%	0.00%	78	92	84.78%	-0.592737	-1.360358
Aug-05	2	3	66.67%	47.14%	62	80	77.50%	0.44115	-0.764732
Sep-05	1	1	100.00%	0.00%	64	72	88.89%	-0.351123	-1.213468
Oct-05									
Nov-05	0	1	0.00%	0.00%	68	73	93.15%	3.662815	0.088565
Dec-05									

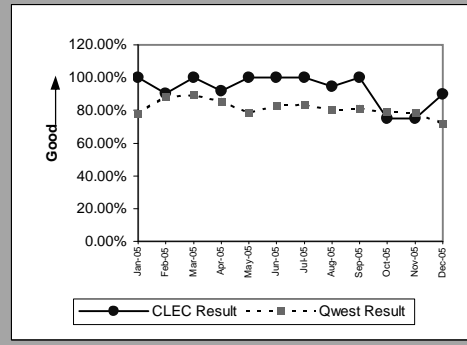


MR-3A - Out of Service Cleared within 24 Hours (Percent) - Dispatches within MSAs

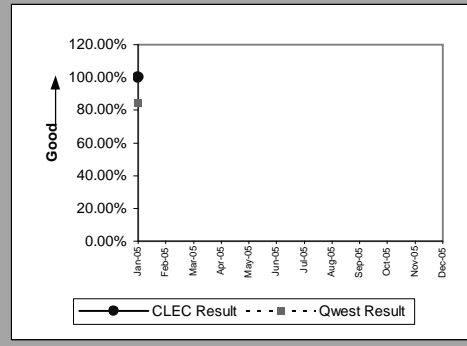
PBX(Parity)									
Date	CLEC Num	CLEC Denom	CLEC Result	CLEC Std Dev	Qwest Num	Qwest Denom	Qwest Result	Mod Z Scr	Parity Scr
Jan-05									
Feb-05									
Mar-05									
Apr-05									
May-05									
Jun-05									
Jul-05	1	1	100.00%	0.00%	8	8	100.00%		
Aug-05									
Sep-05									
Oct-05									
Nov-05									
Dec-05									



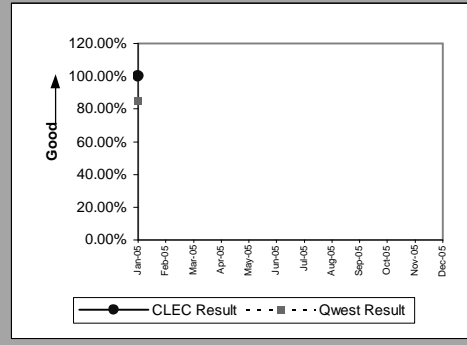
UNE - P (POTS)(Parity)									
Date	CLEC Num	CLEC Denom	CLEC Result	CLEC Std Dev	Qwest Num	Qwest Denom	Qwest Result	Mod Z Scr	Parity Scr
Jan-05	31	31	100.00%	0.00%	7568	9657	78.37%	-2.920543	-2.775564
Feb-05	19	21	90.48%	29.35%	6071	6865	88.43%	-0.292163	-1.177622
Mar-05	20	20	100.00%	0.00%	7906	8834	89.50%	-1.530451	-1.930448
Apr-05	11	12	91.67%	27.64%	6737	7853	85.79%	-0.582698	-1.354255
May-05	11	11	100.00%	0.00%	7269	9238	78.69%	-1.725136	-2.048809
Jun-05	11	11	100.00%	0.00%	7414	8935	82.98%	-1.5013	-1.912726
Jul-05	14	14	100.00%	0.00%	9076	10829	83.81%	-1.643339	-1.999079
Aug-05	17	18	94.44%	22.91%	8047	10052	80.05%	-1.526542	-1.928071
Sep-05	5	5	100.00%	0.00%	7027	8650	81.24%	-1.07432	-1.65314
Oct-05	6	8	75.00%	43.30%	7581	9606	78.92%	0.271677	-0.812019
Nov-05	6	8	75.00%	43.30%	7428	9446	78.64%	0.250837	-0.82371
Dec-05	36	40	90.00%	30.00%	7510	10456	71.82%	-2.550407	-2.550538



UNE P (Centrex)(Parity)									
Date	CLEC Num	CLEC Denom	CLEC Result	CLEC Std Dev	Qwest Num	Qwest Denom	Qwest Result	Mod Z Scr	Parity Scr
Jan-05	6	6	100.00%	0.00%	65	77	84.42%	-1.013715	-1.616295
Feb-05									
Mar-05									
Apr-05									
May-05									
Jun-05									
Jul-05									
Aug-05									
Sep-05									
Oct-05									
Nov-05									
Dec-05									

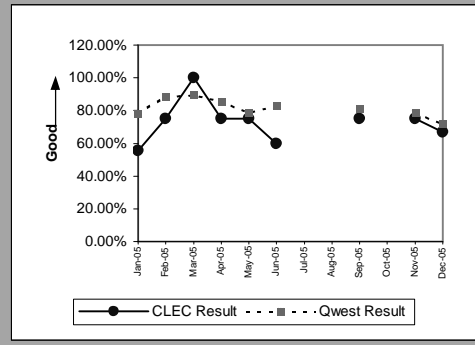


UNE P (Centrex 21)(Parity)									
Date	CLEC Num	CLEC Denom	CLEC Result	CLEC Std Dev	Qwest Num	Qwest Denom	Qwest Result	Mod Z Scr	Parity Scr
Jan-05	1	1	100.00%	0.00%	72	85	84.71%	-0.422441	-1.256826
Feb-05									
Mar-05									
Apr-05									
May-05									
Jun-05									
Jul-05									
Aug-05									
Sep-05									
Oct-05									
Nov-05									
Dec-05									

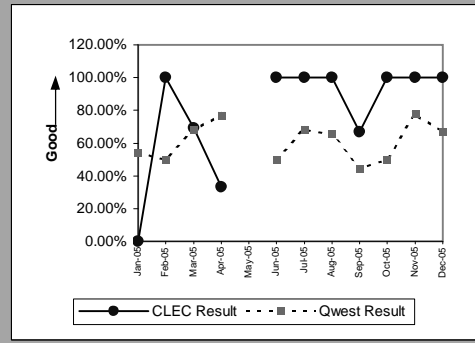


MR-3A - Out of Service Cleared within 24 Hours (Percent) - Dispatches within MSAs

Line Sharing(Parity)									
Date	CLEC Num	CLEC Denom	CLEC Result	CLEC Std Dev	Qwest Num	Qwest Denom	Qwest Result	Mod Z Scr	Parity Scr
Jan-05	5	9	55.56%	49.69%	7568	9657	78.37%	1.661398	-0.088961
Feb-05	3	4	75.00%	43.30%	6071	6865	88.43%	0.839869	-0.548793
Mar-05	2	2	100.00%	0.00%	7906	8834	89.50%	-0.484464	-1.294533
Apr-05	3	4	75.00%	43.30%	6737	7853	85.79%	0.617825	-0.645412
May-05	3	4	75.00%	43.30%	7269	9238	78.69%	0.179967	-0.863063
Jun-05	3	5	60.00%	48.99%	7414	8935	82.98%	1.366663	-0.28423
Jul-05									
Aug-05									
Sep-05	3	4	75.00%	43.30%	7027	8650	81.24%	0.319431	-0.790031
Oct-05									
Nov-05	3	4	75.00%	43.30%	7428	9446	78.64%	0.177406	-0.864403
Dec-05	2	3	66.67%	47.14%	7510	10456	71.82%	0.198573	-0.866422

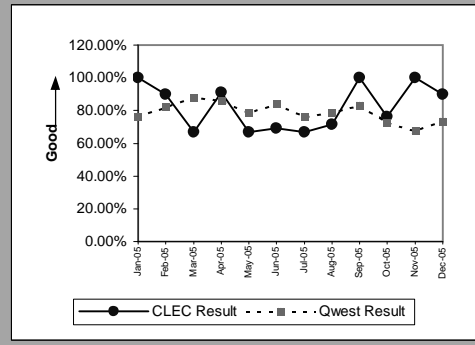


Line Splitting(Parity)									
Date	CLEC Num	CLEC Denom	CLEC Result	CLEC Std Dev	Qwest Num	Qwest Denom	Qwest Result	Mod Z Scr	Parity Scr
Jan-05	0	2	0.00%	0.00%	13	24	54.17%	1.477098	-0.237393
Feb-05	4	4	100.00%	0.00%	1	2	50.00%	-1.154701	-1.702008
Mar-05	9	13	69.23%	46.15%	19	28	67.86%	-0.087637	-1.053279
Apr-05	1	3	33.33%	47.14%	10	13	76.92%	1.615249	-0.243939
May-05									
Jun-05	4	4	100.00%	0.00%	17	34	50.00%	-1.891811	-2.150139
Jul-05	3	3	100.00%	0.00%	13	19	68.42%	-1.093528	-1.664818
Aug-05	5	5	100.00%	0.00%	19	29	65.52%	-1.498193	-1.910837
Sep-05	2	3	66.67%	47.14%	4	9	44.44%	-0.67082	-1.40783
Oct-05	8	8	100.00%	0.00%	8	16	50.00%	-2.309401	-2.404016
Nov-05	8	8	100.00%	0.00%	7	9	77.78%	-1.100038	-1.668776
Dec-05	5	5	100.00%	0.00%	8	12	66.67%	-1.328422	-1.807623

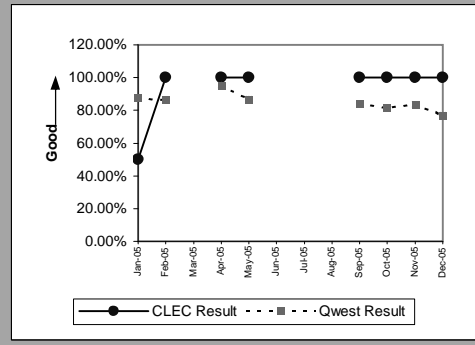


MR-3B - Out of Service Cleared within 24 Hours (Percent) - Dispatches outside MSA's

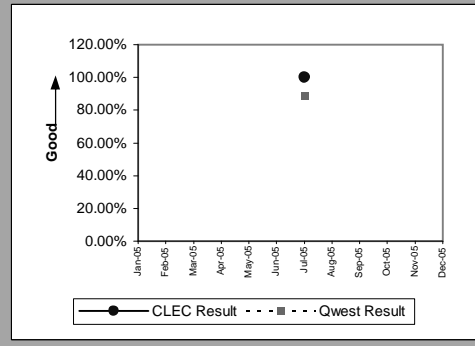
Residence(Parity)									
Date	CLEC Num	CLEC Denom	CLEC Result	CLEC Std Dev	Qwest Num	Qwest Denom	Qwest Result	Mod Z Scr	Parity Scr
Jan-05	9	9	100.00%	0.00%	1470	1924	76.40%	-1.663325	-2.01123
Feb-05	9	10	90.00%	30.00%	1108	1348	82.20%	-0.64274	-1.390758
Mar-05	4	6	66.67%	47.14%	1778	2018	88.11%	1.619992	-0.177147
Apr-05	10	11	90.91%	28.75%	1471	1708	86.12%	-0.457603	-1.278203
May-05	4	6	66.67%	47.14%	1593	2027	78.59%	0.710882	-0.586342
Jun-05	9	13	69.23%	46.15%	2049	2435	84.15%	1.468701	-0.179638
Jul-05	4	6	66.67%	47.14%	1456	1909	76.27%	0.552085	-0.669657
Aug-05	10	14	71.43%	45.18%	1822	2319	78.57%	0.649068	-0.603032
Sep-05	13	13	100.00%	0.00%	1572	1884	83.44%	-1.600772	-1.9732
Oct-05	16	21	76.19%	42.59%	1740	2390	72.80%	-0.347303	-1.211145
Nov-05	8	8	100.00%	0.00%	1556	2295	67.80%	-1.945839	-2.182986
Dec-05	9	10	90.00%	30.00%	1959	2659	73.67%	-1.170061	-1.711346



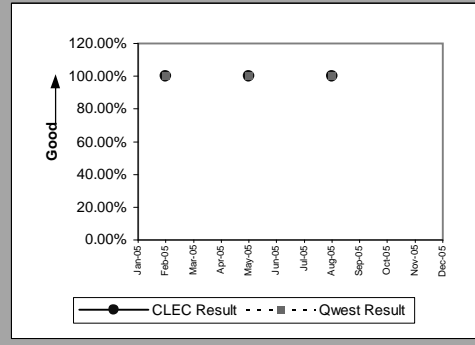
Business(Parity)									
Date	CLEC Num	CLEC Denom	CLEC Result	CLEC Std Dev	Qwest Num	Qwest Denom	Qwest Result	Mod Z Scr	Parity Scr
Jan-05	1	2	50.00%	50.00%	186	212	87.74%	1.619283	-0.297496
Feb-05	1	1	100.00%	0.00%	127	147	86.39%	-0.395495	-1.240444
Mar-05									
Apr-05	1	1	100.00%	0.00%	169	177	95.48%	-0.216959	-1.131902
May-05	2	2	100.00%	0.00%	200	231	86.58%	-0.554382	-1.33704
Jun-05									
Jul-05									
Aug-05									
Sep-05	1	1	100.00%	0.00%	149	177	84.18%	-0.432277	-1.262806
Oct-05	1	1	100.00%	0.00%	199	244	81.56%	-0.474561	-1.288512
Nov-05	1	1	100.00%	0.00%	190	227	83.70%	-0.440321	-1.267696
Dec-05	1	1	100.00%	0.00%	226	293	77.13%	-0.543555	-1.330458



Centrex 21(Parity)									
Date	CLEC Num	CLEC Denom	CLEC Result	CLEC Std Dev	Qwest Num	Qwest Denom	Qwest Result	Mod Z Scr	Parity Scr
Jan-05									
Feb-05									
Mar-05									
Apr-05									
May-05									
Jun-05									
Jul-05	1	1	100.00%	0.00%	8	9	88.89%	-0.33541	-1.203915
Aug-05									
Sep-05									
Oct-05									
Nov-05									
Dec-05									

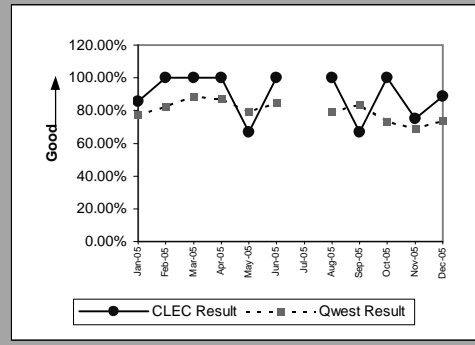


PBX(Parity)									
Date	CLEC Num	CLEC Denom	CLEC Result	CLEC Std Dev	Qwest Num	Qwest Denom	Qwest Result	Mod Z Scr	Parity Scr
Jan-05									
Feb-05	1	1	100.00%	0.00%	5	5	100.00%		
Mar-05									
Apr-05									
May-05	2	2	100.00%	0.00%	3	3	100.00%		
Jun-05									
Jul-05									
Aug-05	1	1	100.00%	0.00%	6	6	100.00%		
Sep-05									
Oct-05									
Nov-05									
Dec-05									

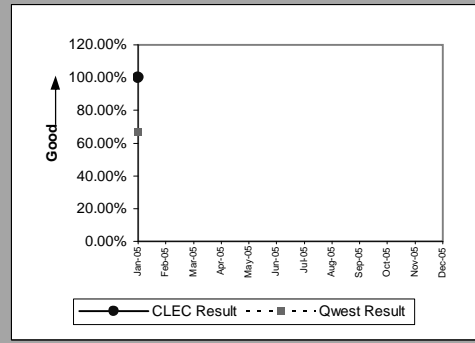


MR-3B - Out of Service Cleared within 24 Hours (Percent) - Dispatches outside MSAs

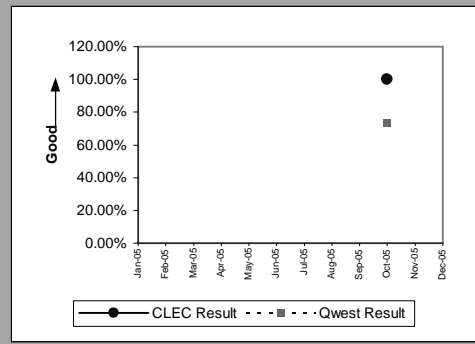
UNE - P (POTS)(Parity)									
Date	CLEC Num	CLEC Denom	CLEC Result	CLEC Std Dev	Qwest Num	Qwest Denom	Qwest Result	Mod Z Scr	Parity Scr
Jan-05	12	14	85.71%	34.99%	1656	2136	77.53%	-0.731439	-1.444683
Feb-05	5	5	100.00%	0.00%	1235	1495	82.61%	-1.024267	-1.62271
Mar-05	2	2	100.00%	0.00%	1957	2210	88.55%	-0.508257	-1.308998
Apr-05	5	5	100.00%	0.00%	1640	1885	87.00%	-0.863119	-1.524739
May-05	2	3	66.67%	47.14%	1793	2258	79.41%	0.545312	-0.692545
Jun-05	12	12	100.00%	0.00%	2263	2674	84.63%	-1.47298	-1.895508
Jul-05									
Aug-05	2	2	100.00%	0.00%	2036	2565	79.38%	-0.720584	-1.438084
Sep-05	2	3	66.67%	47.14%	1721	2061	83.50%	0.785135	-0.583106
Oct-05	3	3	100.00%	0.00%	1939	2634	73.61%	-1.036375	-1.630071
Nov-05	3	4	75.00%	43.30%	1746	2522	69.23%	-0.249802	-1.151869
Dec-05	8	9	88.89%	31.43%	2185	2952	74.02%	-1.015784	-1.617553



UNE P (Centrex)(Parity)									
Date	CLEC Num	CLEC Denom	CLEC Result	CLEC Std Dev	Qwest Num	Qwest Denom	Qwest Result	Mod Z Scr	Parity Scr
Jan-05	1	1	100.00%	0.00%	2	3	66.67%	-0.612372	-1.372296
Feb-05									
Mar-05									
Apr-05									
May-05									
Jun-05									
Jul-05									
Aug-05									
Sep-05									
Oct-05									
Nov-05									
Dec-05									

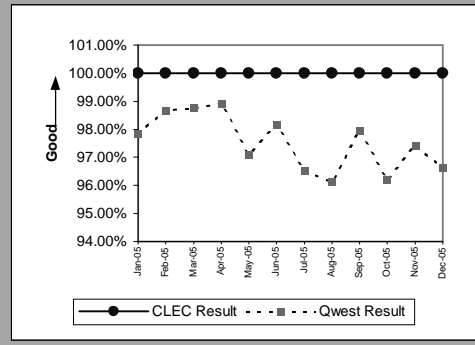


Line Sharing(Parity)									
Date	CLEC Num	CLEC Denom	CLEC Result	CLEC Std Dev	Qwest Num	Qwest Denom	Qwest Result	Mod Z Scr	Parity Scr
Jan-05									
Feb-05									
Mar-05									
Apr-05									
May-05									
Jun-05									
Jul-05									
Aug-05									
Sep-05									
Oct-05	1	1	100.00%	0.00%	1939	2634	73.61%	-0.598578	-1.36391
Nov-05									
Dec-05									

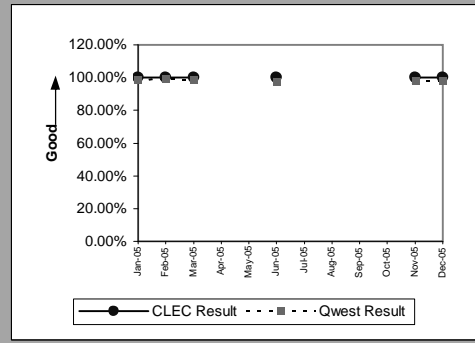


MR-3C - Out of Service Cleared within 24 Hours (Percent) - No dispatches

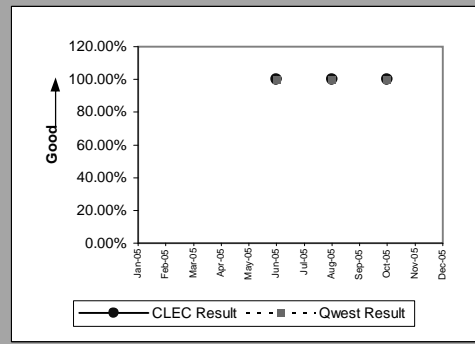
Residence(Parity)									
Date	CLEC Num	CLEC Denom	CLEC Result	CLEC Std Dev	Qwest Num	Qwest Denom	Qwest Result	Mod Z Scr	Parity Scr
Jan-05	2	2	100.00%	0.00%	1040	1063	97.84%	-0.210114	-1.12774
Feb-05	3	3	100.00%	0.00%	972	985	98.68%	-0.200004	-1.121594
Mar-05	3	3	100.00%	0.00%	1281	1297	98.77%	-0.19335	-1.117549
Apr-05	2	2	100.00%	0.00%	925	935	98.93%	-0.146886	-1.0893
May-05	5	5	100.00%	0.00%	1003	1033	97.10%	-0.385786	-1.234541
Jun-05	9	9	100.00%	0.00%	1227	1250	98.16%	-0.409265	-1.248816
Jul-05	5	5	100.00%	0.00%	1223	1267	96.53%	-0.423295	-1.257345
Aug-05	6	6	100.00%	0.00%	1143	1189	96.13%	-0.490161	-1.297996
Sep-05	7	7	100.00%	0.00%	1000	1021	97.94%	-0.382098	-1.232299
Oct-05	1	1	100.00%	0.00%	1042	1083	96.21%	-0.19827	-1.12054
Nov-05	3	3	100.00%	0.00%	908	932	97.42%	-0.281142	-1.170922
Dec-05	2	2	100.00%	0.00%	943	976	96.62%	-0.264284	-1.160674



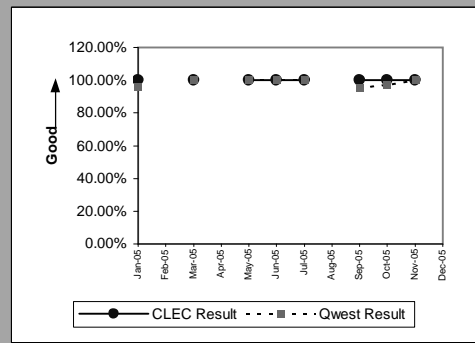
Business(Parity)									
Date	CLEC Num	CLEC Denom	CLEC Result	CLEC Std Dev	Qwest Num	Qwest Denom	Qwest Result	Mod Z Scr	Parity Scr
Jan-05	3	3	100.00%	0.00%	192	194	98.97%	-0.175426	-1.106651
Feb-05	3	3	100.00%	0.00%	148	149	99.33%	-0.140962	-1.085699
Mar-05	1	1	100.00%	0.00%	169	171	98.83%	-0.108469	-1.065944
Apr-05									
May-05									
Jun-05	2	2	100.00%	0.00%	176	180	97.78%	-0.212026	-1.128903
Jul-05									
Aug-05									
Sep-05									
Oct-05									
Nov-05	1	1	100.00%	0.00%	150	153	98.04%	-0.140961	-1.085698
Dec-05	1	1	100.00%	0.00%	150	153	98.04%	-0.140961	-1.085698



Centrex 21(Parity)									
Date	CLEC Num	CLEC Denom	CLEC Result	CLEC Std Dev	Qwest Num	Qwest Denom	Qwest Result	Mod Z Scr	Parity Scr
Jan-05									
Feb-05									
Mar-05									
Apr-05									
May-05									
Jun-05	1	1	100.00%	0.00%	17	17	100.00%		
Jul-05									
Aug-05	1	1	100.00%	0.00%	14	14	100.00%		
Sep-05									
Oct-05	1	1	100.00%	0.00%	9	9	100.00%		
Nov-05									
Dec-05									

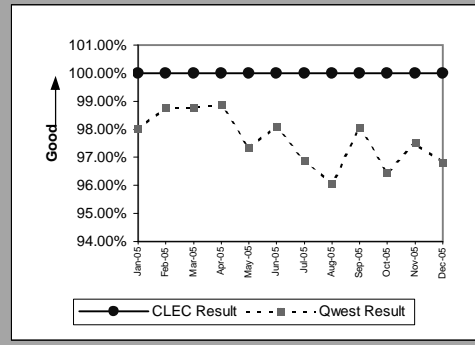


PBX(Parity)									
Date	CLEC Num	CLEC Denom	CLEC Result	CLEC Std Dev	Qwest Num	Qwest Denom	Qwest Result	Mod Z Scr	Parity Scr
Jan-05	1	1	100.00%	0.00%	26	27	96.30%	-0.192582	-1.117082
Feb-05									
Mar-05	1	1	100.00%	0.00%	26	26	100.00%		
Apr-05									
May-05	1	1	100.00%	0.00%	21	21	100.00%		
Jun-05	1	1	100.00%	0.00%	54	54	100.00%		
Jul-05	2	2	100.00%	0.00%	30	30	100.00%		
Aug-05									
Sep-05	1	1	100.00%	0.00%	20	21	95.24%	-0.218466	-1.132818
Oct-05	1	1	100.00%	0.00%	37	38	97.37%	-0.162278	-1.098658
Nov-05	1	1	100.00%	0.00%	26	26	100.00%		
Dec-05									

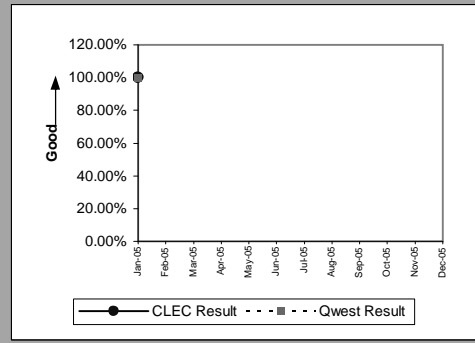


MR-3C - Out of Service Cleared within 24 Hours (Percent) - No dispatches

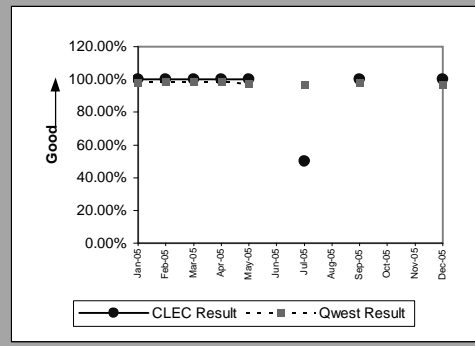
UNE - P (POTS)(Parity)									
Date	CLEC Num	CLEC Denom	CLEC Result	CLEC Std Dev	Qwest Num	Qwest Denom	Qwest Result	Mod Z Scr	Parity Scr
Jan-05	7	7	100.00%	0.00%	1232	1257	98.01%	-0.375844	-1.228497
Feb-05	3	3	100.00%	0.00%	1120	1134	98.77%	-0.193394	-1.117575
Mar-05	1	1	100.00%	0.00%	1450	1468	98.77%	-0.111379	-1.067714
Apr-05	1	1	100.00%	0.00%	1070	1082	98.89%	-0.105852	-1.064353
May-05	2	2	100.00%	0.00%	1166	1198	97.33%	-0.234088	-1.142315
Jun-05	3	3	100.00%	0.00%	1403	1430	98.11%	-0.240026	-1.145926
Jul-05	2	2	100.00%	0.00%	1394	1439	96.87%	-0.253915	-1.154369
Aug-05	3	3	100.00%	0.00%	1290	1343	96.05%	-0.350687	-1.213202
Sep-05	1	1	100.00%	0.00%	1161	1184	98.06%	-0.14069	-1.085534
Oct-05	1	1	100.00%	0.00%	1192	1236	96.44%	-0.192049	-1.116758
Nov-05	3	3	100.00%	0.00%	1058	1085	97.51%	-0.276312	-1.167986
Dec-05	7	7	100.00%	0.00%	1093	1129	96.81%	-0.478683	-1.291019



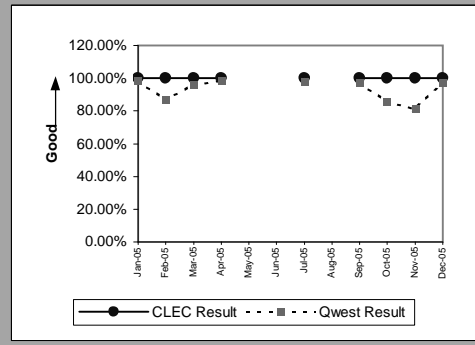
UNE P (Centrex)(Diagnostic)									
Date	CLEC Num	CLEC Denom	CLEC Result	CLEC Std Dev	Qwest Num	Qwest Denom	Qwest Result	Mod Z Scr	Parity Scr
Jan-05	1	1	100.00%	0.00%	38	38	100.00%		
Feb-05									
Mar-05									
Apr-05									
May-05									
Jun-05									
Jul-05									
Aug-05									
Sep-05									
Oct-05									
Nov-05									
Dec-05									



Line Sharing(Parity)									
Date	CLEC Num	CLEC Denom	CLEC Result	CLEC Std Dev	Qwest Num	Qwest Denom	Qwest Result	Mod Z Scr	Parity Scr
Jan-05	1	1	100.00%	0.00%	1232	1257	98.01%	-0.142394	-1.086569
Feb-05	2	2	100.00%	0.00%	1120	1134	98.77%	-0.157975	-1.096042
Mar-05	2	2	100.00%	0.00%	1450	1468	98.77%	-0.15746	-1.095729
Apr-05	6	6	100.00%	0.00%	1070	1082	98.89%	-0.258686	-1.15727
May-05	2	2	100.00%	0.00%	1166	1198	97.33%	-0.234088	-1.142315
Jun-05									
Jul-05	1	2	50.00%	50.00%	1394	1439	96.87%	3.805903	0.135613
Aug-05									
Sep-05	1	1	100.00%	0.00%	1161	1184	98.06%	-0.14069	-1.085534
Oct-05									
Nov-05									
Dec-05	1	1	100.00%	0.00%	1093	1129	96.81%	-0.181405	-1.110286

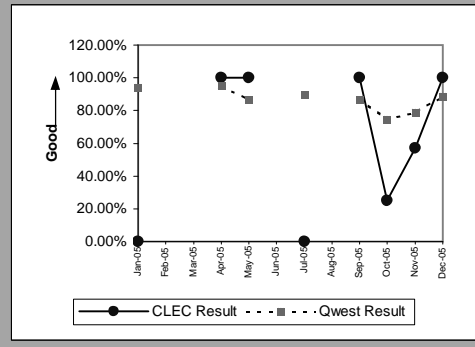


Line Splitting(Parity)									
Date	CLEC Num	CLEC Denom	CLEC Result	CLEC Std Dev	Qwest Num	Qwest Denom	Qwest Result	Mod Z Scr	Parity Scr
Jan-05	1	1	100.00%	0.00%	247	251	98.41%	-0.127004	-1.077213
Feb-05	1	1	100.00%	0.00%	105	121	86.78%	-0.388757	-1.236347
Mar-05	1	1	100.00%	0.00%	100	104	96.15%	-0.199045	-1.121011
Apr-05	4	4	100.00%	0.00%	70	71	98.59%	-0.232584	-1.141401
May-05									
Jun-05									
Jul-05	1	1	100.00%	0.00%	47	48	97.92%	-0.144369	-1.08777
Aug-05									
Sep-05	1	1	100.00%	0.00%	36	37	97.30%	-0.164459	-1.099984
Oct-05	1	1	100.00%	0.00%	36	42	85.71%	-0.403473	-1.245294
Nov-05	2	2	100.00%	0.00%	26	32	81.25%	-0.659082	-1.400693
Dec-05	2	2	100.00%	0.00%	39	40	97.50%	-0.220998	-1.134357

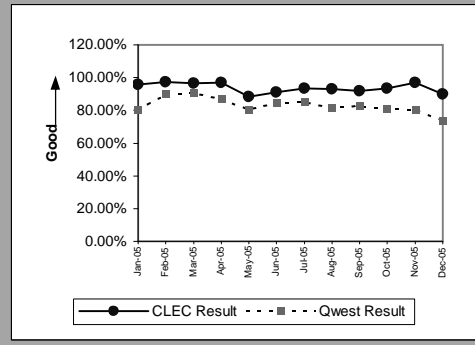


MR-3D - Out of Service Cleared within 24 Hours (Percent) - Interval Zone One

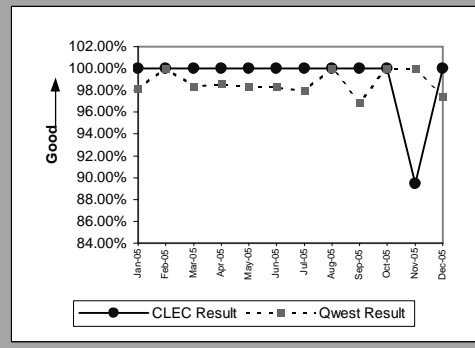
Qwest DSL(Parity)									
Date	CLEC Num	CLEC Denom	CLEC Result	CLEC Std Dev	Qwest Num	Qwest Denom	Qwest Result	Mod Z Scr	Parity Scr
Jan-05	0	1	0.00%	0.00%	238	253	94.07%	3.97545	0.147002
Feb-05									
Mar-05									
Apr-05	1	1	100.00%	0.00%	76	80	95.00%	-0.227995	-1.138611
May-05	1	1	100.00%	0.00%	71	82	86.59%	-0.391233	-1.237853
Jun-05									
Jul-05	0	2	0.00%	0.00%	59	66	89.39%	4.044916	0.528612
Aug-05									
Sep-05	2	2	100.00%	0.00%	40	46	86.96%	-0.53619	-1.325981
Oct-05	1	4	25.00%	43.30%	41	55	74.55%	2.196321	0.136396
Nov-05	4	7	57.14%	49.49%	30	38	78.95%	1.300346	-0.311397
Dec-05	1	1	100.00%	0.00%	40	45	88.89%	-0.349689	-1.212596



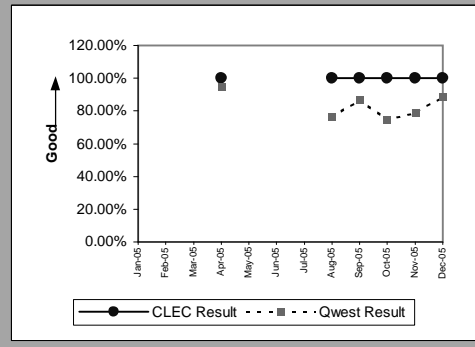
Unbundled Loop Analog(Parity)									
Date	CLEC Num	CLEC Denom	CLEC Result	CLEC Std Dev	Qwest Num	Qwest Denom	Qwest Result	Mod Z Scr	Parity Scr
Jan-05	159	166	95.78%	20.10%	8657	10766	80.41%	-4.952341	-4.01081
Feb-05	108	111	97.30%	16.22%	7058	7862	89.77%	-2.597843	-2.579377
Mar-05	136	141	96.45%	18.49%	9156	10098	90.67%	-2.344605	-2.425419
Apr-05	128	132	96.97%	17.14%	7664	8790	87.19%	-3.337092	-3.028808
May-05	164	186	88.17%	32.29%	8295	10293	80.59%	-2.591561	-2.575557
Jun-05	140	154	90.91%	28.75%	8618	10165	84.78%	-2.10122	-2.277451
Jul-05	188	201	93.53%	24.60%	10303	12096	85.18%	-3.306415	-3.010158
Aug-05	214	230	93.04%	25.44%	9124	11172	81.67%	-4.41331	-3.683102
Sep-05	137	149	91.95%	27.21%	8020	9663	83.00%	-2.885798	-2.754441
Oct-05	247	264	93.56%	24.55%	8621	10677	80.74%	-5.21725	-4.171863
Nov-05	188	194	96.91%	17.31%	8345	10387	80.34%	-5.752544	-4.497299
Dec-05	183	204	89.71%	30.39%	8351	11326	73.73%	-5.137901	-4.123622



Unbundled Loop - 2 Wire Non-Loaded(Parity)									
Date	CLEC Num	CLEC Denom	CLEC Result	CLEC Std Dev	Qwest Num	Qwest Denom	Qwest Result	Mod Z Scr	Parity Scr
Jan-05	27	27	100.00%	0.00%	53	54	98.15%	-0.582772	-1.3543
Feb-05	20	20	100.00%	0.00%	75	75	100.00%		
Mar-05	32	32	100.00%	0.00%	60	61	98.36%	-0.591456	-1.35958
Apr-05	24	24	100.00%	0.00%	70	71	98.59%	-0.506202	-1.307749
May-05	20	20	100.00%	0.00%	59	60	98.33%	-0.504219	-1.306544
Jun-05	6	6	100.00%	0.00%	58	59	98.31%	-0.30643	-1.186296
Jul-05	5	5	100.00%	0.00%	48	49	97.96%	-0.307444	-1.186912
Aug-05	26	26	100.00%	0.00%	87	87	100.00%		
Sep-05	18	18	100.00%	0.00%	63	65	96.92%	-0.668958	-1.406697
Oct-05	32	32	100.00%	0.00%	42	42	100.00%		
Nov-05	17	19	89.47%	30.69%	39	39	100.00%		-0.007729
Dec-05	32	32	100.00%	0.00%	38	39	97.44%	-0.680121	-1.413484

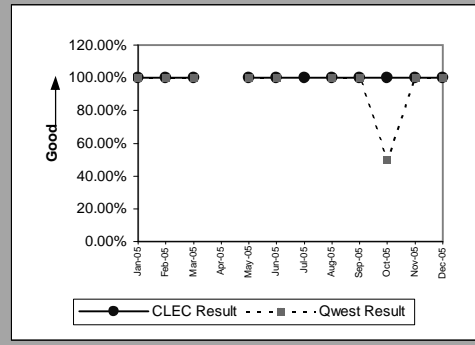


Unbundled Loop - ADSL Qualified(Parity)									
Date	CLEC Num	CLEC Denom	CLEC Result	CLEC Std Dev	Qwest Num	Qwest Denom	Qwest Result	Mod Z Scr	Parity Scr
Jan-05									
Feb-05									
Mar-05									
Apr-05	1	1	100.00%	0.00%	76	80	95.00%	-0.227995	-1.138611
May-05									
Jun-05									
Jul-05									
Aug-05	1	1	100.00%	0.00%	68	89	76.40%	-0.552623	-1.335971
Sep-05	1	1	100.00%	0.00%	40	46	86.96%	-0.383156	-1.232942
Oct-05	1	1	100.00%	0.00%	41	55	74.55%	-0.579108	-1.352073
Nov-05	1	1	100.00%	0.00%	30	38	78.95%	-0.509734	-1.309896
Dec-05	1	1	100.00%	0.00%	40	45	88.89%	-0.349689	-1.212596

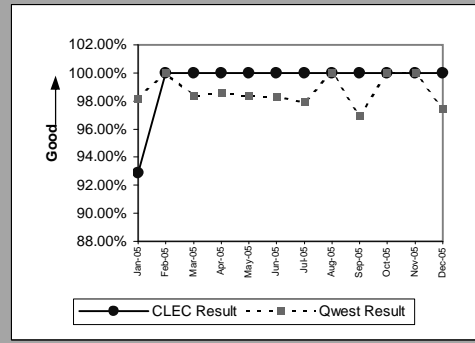


MR-3D - Out of Service Cleared within 24 Hours (Percent) - Interval Zone One

Unbundled Loop - XDSL(Parity)									
Date	CLEC Num	CLEC Denom	CLEC Result	CLEC Std Dev	Qwest Num	Qwest Denom	Qwest Result	Mod Z Scr	Parity Scr
Jan-05	7	7	100.00%	0.00%	3	3	100.00%		
Feb-05	2	2	100.00%	0.00%	1	1	100.00%		
Mar-05	1	1	100.00%	0.00%	2	2	100.00%		
Apr-05									
May-05	4	4	100.00%	0.00%	4	4	100.00%		
Jun-05	14	14	100.00%	0.00%	1	1	100.00%		
Jul-05	12	12	100.00%	0.00%	0	0			
Aug-05	7	7	100.00%	0.00%	3	3	100.00%		
Sep-05	3	3	100.00%	0.00%	1	1	100.00%		
Oct-05	1	1	100.00%	0.00%	1	2	50.00%	-0.816497	-1.496395
Nov-05	1	1	100.00%	0.00%	2	2	100.00%		
Dec-05	1	1	100.00%	0.00%	2	2	100.00%		

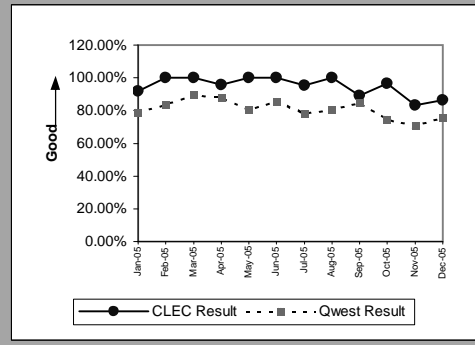


Unbundled Loop ISDN Capable(Parity)									
Date	CLEC Num	CLEC Denom	CLEC Result	CLEC Std Dev	Qwest Num	Qwest Denom	Qwest Result	Mod Z Scr	Parity Scr
Jan-05	13	14	92.86%	25.75%	53	54	98.15%	1.308581	-0.505519
Feb-05	15	15	100.00%	0.00%	75	75	100.00%		
Mar-05	16	16	100.00%	0.00%	60	61	98.36%	-0.459625	-1.279432
Apr-05	11	11	100.00%	0.00%	70	71	98.59%	-0.368867	-1.224255
May-05	18	18	100.00%	0.00%	59	60	98.33%	-0.484438	-1.294518
Jun-05	21	21	100.00%	0.00%	58	59	98.31%	-0.516745	-1.314159
Jul-05	13	13	100.00%	0.00%	48	49	97.96%	-0.462651	-1.281272
Aug-05	4	4	100.00%	0.00%	87	87	100.00%		
Sep-05	4	4	100.00%	0.00%	63	65	96.92%	-0.345865	-1.210271
Oct-05	20	20	100.00%	0.00%	42	42	100.00%		
Nov-05	12	12	100.00%	0.00%	39	39	100.00%		
Dec-05	9	9	100.00%	0.00%	38	39	97.44%	-0.438673	-1.266694

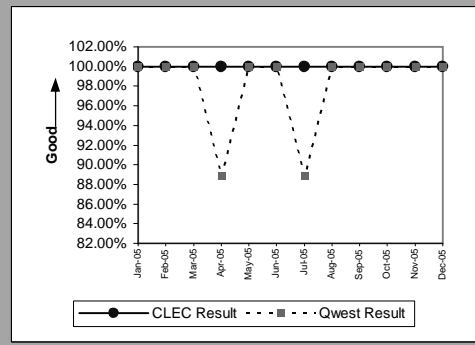


MR-3E - Out of Service Cleared within 24 Hours (Percent) - Interval Zone Two

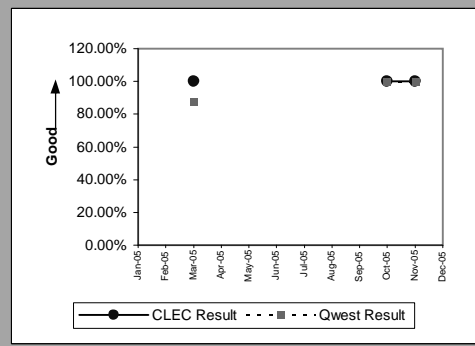
Unbundled Loop Analog(Parity)									
Date	CLEC Num	CLEC Denom	CLEC Result	CLEC Std Dev	Qwest Num	Qwest Denom	Qwest Result	Mod Z Scr	Parity Scr
Jan-05	11	12	91.67%	27.64%	1799	2284	78.77%	-1.089927	-1.662628
Feb-05	11	11	100.00%	0.00%	1368	1632	83.82%	-1.4521	-1.882814
Mar-05	18	18	100.00%	0.00%	2157	2414	89.35%	-1.459031	-1.887028
Apr-05	22	23	95.65%	20.39%	1783	2030	87.83%	-1.140715	-1.693506
May-05	15	15	100.00%	0.00%	1933	2401	80.51%	-1.899767	-2.154976
Jun-05	21	21	100.00%	0.00%	2462	2874	85.66%	-1.867813	-2.13555
Jul-05	41	43	95.35%	21.06%	1820	2325	78.28%	-2.689746	-2.63525
Aug-05	31	31	100.00%	0.00%	2249	2788	80.67%	-2.710687	-2.647981
Sep-05	33	37	89.19%	31.05%	1889	2232	84.63%	-0.762255	-1.463418
Oct-05	29	30	96.67%	17.95%	2091	2799	74.71%	-2.752423	-2.673354
Nov-05	30	36	83.33%	37.27%	1887	2666	70.78%	-1.645116	-2.000159
Dec-05	32	37	86.49%	34.19%	2437	3211	75.90%	-1.497605	-1.910479



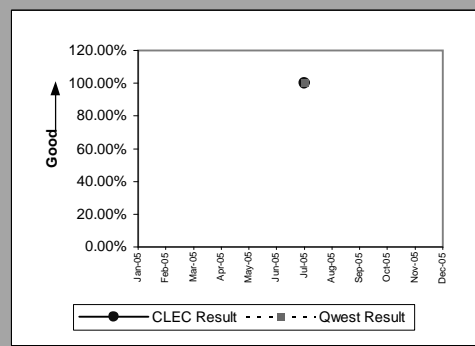
Unbundled Loop - 2 Wire Non-Loaded(Parity)									
Date	CLEC Num	CLEC Denom	CLEC Result	CLEC Std Dev	Qwest Num	Qwest Denom	Qwest Result	Mod Z Scr	Parity Scr
Jan-05	4	4	100.00%	0.00%	6	6	100.00%		
Feb-05	4	4	100.00%	0.00%	7	7	100.00%		
Mar-05	3	3	100.00%	0.00%	8	8	100.00%		
Apr-05	7	7	100.00%	0.00%	8	9	88.89%	-0.701561	-1.426519
May-05	1	1	100.00%	0.00%	3	3	100.00%		
Jun-05	2	2	100.00%	0.00%	10	10	100.00%		
Jul-05	3	3	100.00%	0.00%	8	9	88.89%	-0.53033	-1.322418
Aug-05	6	6	100.00%	0.00%	5	5	100.00%		
Sep-05	1	1	100.00%	0.00%	9	9	100.00%		
Oct-05	2	2	100.00%	0.00%	9	9	100.00%		
Nov-05	1	1	100.00%	0.00%	5	5	100.00%		
Dec-05	2	2	100.00%	0.00%	6	6	100.00%		



Unbundled Loop - ADSL Qualified(Parity)									
Date	CLEC Num	CLEC Denom	CLEC Result	CLEC Std Dev	Qwest Num	Qwest Denom	Qwest Result	Mod Z Scr	Parity Scr
Jan-05									
Feb-05									
Mar-05	3	3	100.00%	0.00%	7	8	87.50%	-0.558291	-1.339417
Apr-05									
May-05									
Jun-05									
Jul-05									
Aug-05									
Sep-05									
Oct-05	1	1	100.00%	0.00%	4	4	100.00%		
Nov-05	2	2	100.00%	0.00%	3	3	100.00%		
Dec-05									

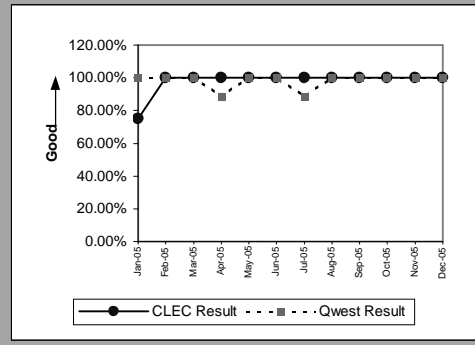


Unbundled Loop - XDSL(Parity)									
Date	CLEC Num	CLEC Denom	CLEC Result	CLEC Std Dev	Qwest Num	Qwest Denom	Qwest Result	Mod Z Scr	Parity Scr
Jan-05									
Feb-05									
Mar-05									
Apr-05									
May-05									
Jun-05									
Jul-05	1	1	100.00%	0.00%	2	2	100.00%		
Aug-05									
Sep-05									
Oct-05									
Nov-05									
Dec-05									



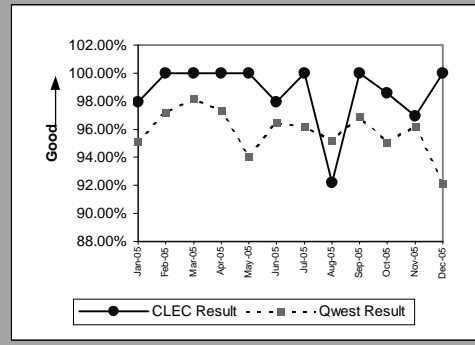
MR-3E - Out of Service Cleared within 24 Hours (Percent) - Interval Zone Two

Unbundled Loop ISDN Capable(Parity)									
Date	CLEC Num	CLEC Denom	CLEC Result	CLEC Std Dev	Qwest Num	Qwest Denom	Qwest Result	Mod Z Scr	Parity Scr
Jan-05	3	4	75.00%	43.30%	6	6	100.00%		-0.492035
Feb-05	3	3	100.00%	0.00%	7	7	100.00%		
Mar-05	7	7	100.00%	0.00%	8	8	100.00%		
Apr-05	3	3	100.00%	0.00%	8	9	88.89%	-0.53033	-1.322418
May-05	3	3	100.00%	0.00%	3	3	100.00%		
Jun-05	8	8	100.00%	0.00%	10	10	100.00%		
Jul-05	9	9	100.00%	0.00%	8	9	88.89%	-0.75	-1.455968
Aug-05	9	9	100.00%	0.00%	5	5	100.00%		
Sep-05	1	1	100.00%	0.00%	9	9	100.00%		
Oct-05	6	6	100.00%	0.00%	9	9	100.00%		
Nov-05	5	5	100.00%	0.00%	5	5	100.00%		
Dec-05	7	7	100.00%	0.00%	6	6	100.00%		

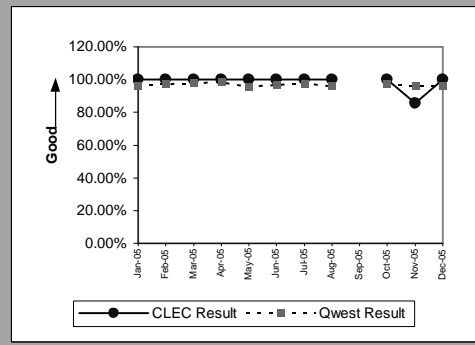


MR-4A - All Troubles Cleared within 48 Hours (Percent) - Dispatches within MSAs

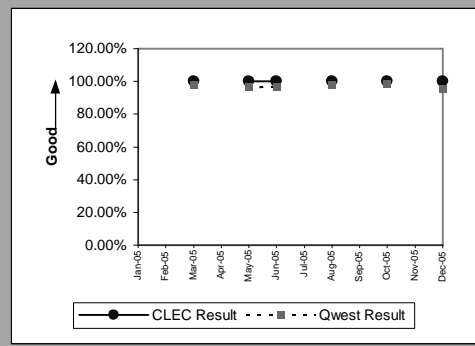
Residence(Parity)									
Date	CLEC Num	CLEC Denom	CLEC Result	CLEC Std Dev	Qwest Num	Qwest Denom	Qwest Result	Mod Z Scr	Parity Scr
Jan-05	48	49	97.96%	14.14%	10733	11284	95.12%	-0.921168	-1.560031
Feb-05	36	36	100.00%	0.00%	7644	7865	97.19%	-1.017877	-1.618825
Mar-05	55	55	100.00%	0.00%	9917	10100	98.19%	-1.004702	-1.610816
Apr-05	40	40	100.00%	0.00%	8666	8904	97.33%	-1.045769	-1.635782
May-05	42	42	100.00%	0.00%	9757	10373	94.06%	-1.625097	-1.987989
Jun-05	48	49	97.96%	14.14%	9849	10215	96.42%	-0.579412	-1.352257
Jul-05	40	40	100.00%	0.00%	11589	12044	96.22%	-1.251102	-1.760616
Aug-05	59	64	92.19%	26.84%	10640	11176	95.20%	1.126128	-0.338847
Sep-05	60	60	100.00%	0.00%	9381	9681	96.90%	-1.380925	-1.839543
Oct-05	70	71	98.59%	11.78%	10174	10702	95.07%	-1.367036	-1.831099
Nov-05	63	65	96.92%	17.27%	10266	10670	96.21%	-0.298743	-1.181623
Dec-05	47	47	100.00%	0.00%	10916	11844	92.16%	-1.994946	-2.212841



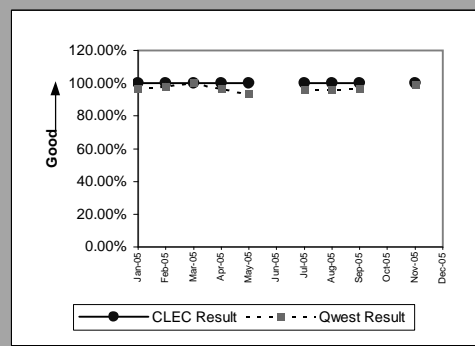
Business(Parity)									
Date	CLEC Num	CLEC Denom	CLEC Result	CLEC Std Dev	Qwest Num	Qwest Denom	Qwest Result	Mod Z Scr	Parity Scr
Jan-05	6	6	100.00%	0.00%	1254	1301	96.39%	-0.473126	-1.28764
Feb-05	10	10	100.00%	0.00%	900	923	97.51%	-0.502809	-1.305686
Mar-05	11	11	100.00%	0.00%	1159	1183	97.97%	-0.475062	-1.288817
Apr-05	6	6	100.00%	0.00%	1147	1165	98.45%	-0.306066	-1.186075
May-05	8	8	100.00%	0.00%	1187	1239	95.80%	-0.590097	-1.358754
Jun-05	4	4	100.00%	0.00%	1173	1209	97.02%	-0.349796	-1.212661
Jul-05	4	4	100.00%	0.00%	1203	1229	97.88%	-0.293547	-1.178464
Aug-05	4	4	100.00%	0.00%	1180	1225	96.33%	-0.389931	-1.237061
Sep-05									
Oct-05	7	7	100.00%	0.00%	1244	1279	97.26%	-0.442576	-1.269067
Nov-05	6	7	85.71%	34.99%	1210	1253	96.57%	1.573082	-0.286609
Dec-05	2	2	100.00%	0.00%	1129	1176	96.00%	-0.288302	-1.175275



Centrex(Parity)									
Date	CLEC Num	CLEC Denom	CLEC Result	CLEC Std Dev	Qwest Num	Qwest Denom	Qwest Result	Mod Z Scr	Parity Scr
Jan-05									
Feb-05									
Mar-05	2	2	100.00%	0.00%	54	55	98.18%	-0.189044	-1.11493
Apr-05									
May-05	1	1	100.00%	0.00%	58	60	96.67%	-0.184167	-1.111966
Jun-05	1	1	100.00%	0.00%	66	68	97.06%	-0.172812	-1.105062
Jul-05									
Aug-05	2	2	100.00%	0.00%	44	45	97.78%	-0.208615	-1.126829
Sep-05									
Oct-05	1	1	100.00%	0.00%	66	67	98.51%	-0.122183	-1.074282
Nov-05									
Dec-05	2	2	100.00%	0.00%	62	65	95.38%	-0.306407	-1.186282

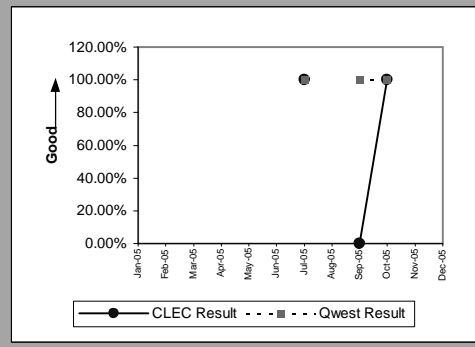


Centrex 21(Parity)									
Date	CLEC Num	CLEC Denom	CLEC Result	CLEC Std Dev	Qwest Num	Qwest Denom	Qwest Result	Mod Z Scr	Parity Scr
Jan-05	2	2	100.00%	0.00%	114	118	96.61%	-0.26269	-1.159704
Feb-05	4	4	100.00%	0.00%	98	100	98.00%	-0.280166	-1.170329
Mar-05	4	4	100.00%	0.00%	112	112	100.00%		
Apr-05	2	2	100.00%	0.00%	115	119	96.64%	-0.261563	-1.159019
May-05	3	3	100.00%	0.00%	97	104	93.27%	-0.458721	-1.278883
Jun-05									
Jul-05	2	2	100.00%	0.00%	96	100	96.00%	-0.285831	-1.173773
Aug-05	3	3	100.00%	0.00%	99	103	96.12%	-0.343193	-1.208647
Sep-05	1	1	100.00%	0.00%	87	90	96.67%	-0.184672	-1.112273
Oct-05									
Nov-05	1	1	100.00%	0.00%	87	88	98.86%	-0.106607	-1.064813
Dec-05									

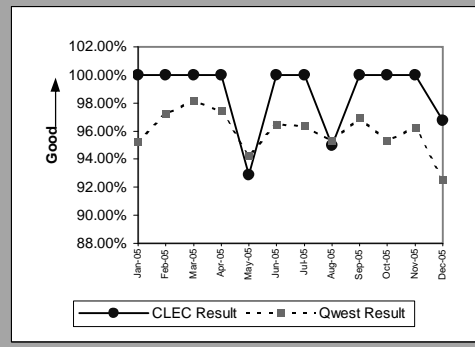


MR-4A - All Troubles Cleared within 48 Hours (Percent) - Dispatches within MSAs

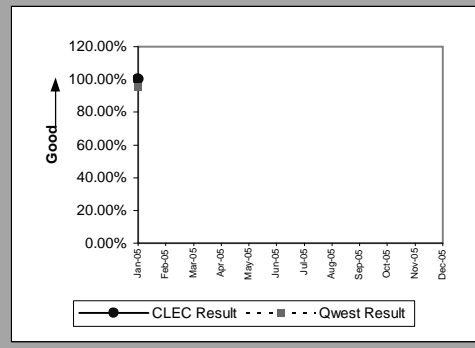
PBX(Parity)									
Date	CLEC Num	CLEC Denom	CLEC Result	CLEC Std Dev	Qwest Num	Qwest Denom	Qwest Result	Mod Z Scr	Parity Scr
Jan-05									
Feb-05									
Mar-05									
Apr-05									
May-05									
Jun-05									
Jul-05	1	1	100.00%	0.00%	8	8	100.00%		
Aug-05									
Sep-05	0	1	0.00%	0.00%	18	18	100.00%		0.250003
Oct-05	1	1	100.00%	0.00%	16	16	100.00%		
Nov-05									
Dec-05									



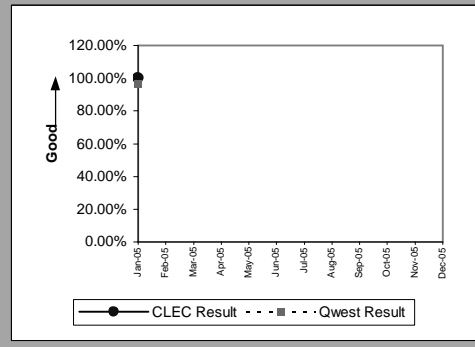
UNE - P (POTS)(Parity)									
Date	CLEC Num	CLEC Denom	CLEC Result	CLEC Std Dev	Qwest Num	Qwest Denom	Qwest Result	Mod Z Scr	Parity Scr
Jan-05	42	42	100.00%	0.00%	11987	12585	95.25%	-1.445095	-1.878556
Feb-05	26	26	100.00%	0.00%	8544	8788	97.22%	-0.860418	-1.523097
Mar-05	23	23	100.00%	0.00%	11076	11283	98.17%	-0.654961	-1.398188
Apr-05	14	14	100.00%	0.00%	9813	10069	97.46%	-0.603923	-1.367159
May-05	13	14	92.86%	25.75%	10944	11612	94.25%	0.223258	-0.814429
Jun-05	12	12	100.00%	0.00%	11022	11424	96.48%	-0.661219	-1.401993
Jul-05	16	16	100.00%	0.00%	12792	13273	96.38%	-0.775178	-1.471275
Aug-05	19	20	95.00%	21.79%	11820	12401	95.31%	0.066587	-0.896657
Sep-05	6	6	100.00%	0.00%	10439	10767	96.95%	-0.434072	-1.263897
Oct-05	11	11	100.00%	0.00%	11418	11981	95.30%	-0.736133	-1.447537
Nov-05	10	10	100.00%	0.00%	11476	11923	96.25%	-0.623845	-1.379271
Dec-05	60	62	96.77%	17.67%	12045	13020	92.51%	-1.272189	-1.773436



UNE P (Centrex)(Parity)									
Date	CLEC Num	CLEC Denom	CLEC Result	CLEC Std Dev	Qwest Num	Qwest Denom	Qwest Result	Mod Z Scr	Parity Scr
Jan-05	6	6	100.00%	0.00%	79	83	95.18%	-0.532275	-1.3236
Feb-05									
Mar-05									
Apr-05									
May-05									
Jun-05									
Jul-05									
Aug-05									
Sep-05									
Oct-05									
Nov-05									
Dec-05									

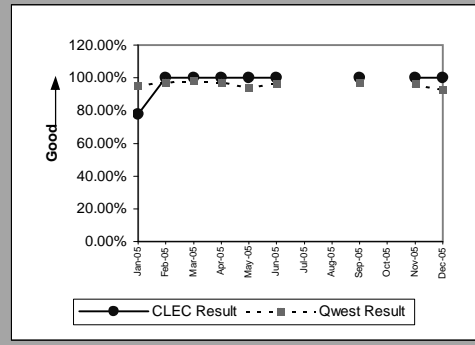


UNE P (Centrex 21)(Parity)									
Date	CLEC Num	CLEC Denom	CLEC Result	CLEC Std Dev	Qwest Num	Qwest Denom	Qwest Result	Mod Z Scr	Parity Scr
Jan-05	1	1	100.00%	0.00%	114	118	96.61%	-0.186528	-1.113401
Feb-05									
Mar-05									
Apr-05									
May-05									
Jun-05									
Jul-05									
Aug-05									
Sep-05									
Oct-05									
Nov-05									
Dec-05									

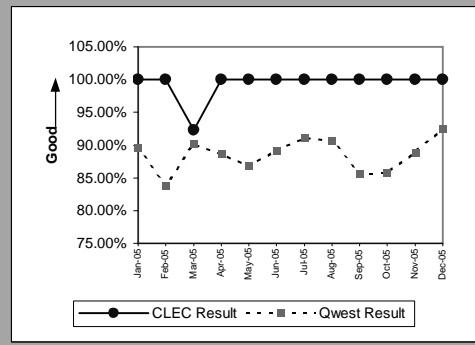


MR-4A - All Troubles Cleared within 48 Hours (Percent) - Dispatches within MSAs

Line Sharing(Parity)									
Date	CLEC Num	CLEC Denom	CLEC Result	CLEC Std Dev	Qwest Num	Qwest Denom	Qwest Result	Mod Z Scr	Parity Scr
Jan-05	7	9	77.78%	41.57%	11987	12585	95.25%	2.462746	0.098042
Feb-05	4	4	100.00%	0.00%	8544	8788	97.22%	-0.337906	-1.205432
Mar-05	2	2	100.00%	0.00%	11076	11283	98.17%	-0.193317	-1.117528
Apr-05	4	4	100.00%	0.00%	9813	10069	97.46%	-0.32297	-1.196352
May-05	4	4	100.00%	0.00%	10944	11612	94.25%	-0.494032	-1.30035
Jun-05	5	5	100.00%	0.00%	11022	11424	96.48%	-0.426946	-1.259565
Jul-05									
Aug-05									
Sep-05	4	4	100.00%	0.00%	10439	10767	96.95%	-0.354451	-1.215491
Oct-05									
Nov-05	4	4	100.00%	0.00%	11476	11923	96.25%	-0.394653	-1.239932
Dec-05	3	3	100.00%	0.00%	12045	13020	92.51%	-0.492731	-1.299559

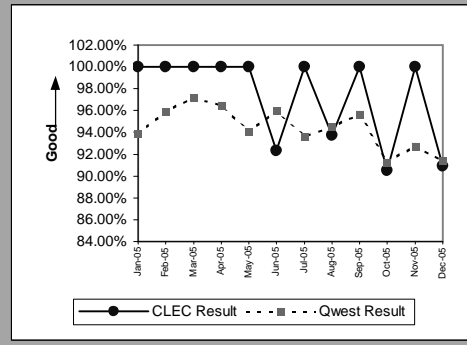


Line Splitting(Parity)									
Date	CLEC Num	CLEC Denom	CLEC Result	CLEC Std Dev	Qwest Num	Qwest Denom	Qwest Result	Mod Z Scr	Parity Scr
Jan-05	2	2	100.00%	0.00%	518	578	89.62%	-0.48048	-1.292111
Feb-05	6	6	100.00%	0.00%	481	574	83.80%	-1.071486	-1.651417
Mar-05	12	13	92.31%	26.65%	737	818	90.10%	-0.264665	-1.160905
Apr-05	3	3	100.00%	0.00%	555	626	88.66%	-0.618024	-1.375732
May-05	2	2	100.00%	0.00%	721	830	86.87%	-0.549209	-1.333896
Jun-05	6	6	100.00%	0.00%	804	902	89.14%	-0.852356	-1.518196
Jul-05	3	3	100.00%	0.00%	757	831	91.10%	-0.540563	-1.328639
Aug-05	5	5	100.00%	0.00%	891	982	90.73%	-0.712794	-1.433348
Sep-05	4	4	100.00%	0.00%	686	801	85.64%	-0.816837	-1.496601
Oct-05	9	9	100.00%	0.00%	776	905	85.75%	-1.217129	-1.739962
Nov-05	10	10	100.00%	0.00%	693	780	88.85%	-1.113337	-1.676861
Dec-05	5	5	100.00%	0.00%	760	822	92.46%	-0.636733	-1.387106

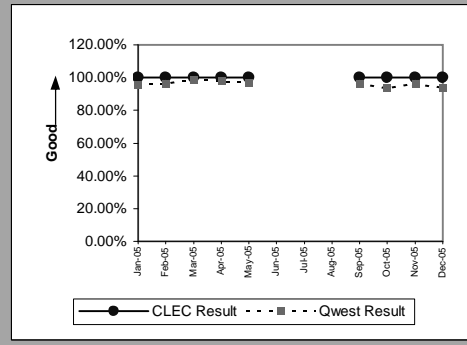


MR-4B - All Troubles Cleared within 48 Hours (Percent) - Dispatches outside MSAs

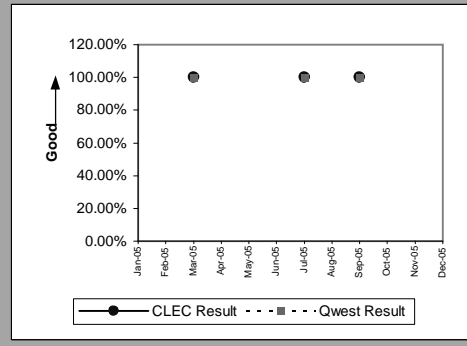
Residence(Parity)									
Date	CLEC Num	CLEC Denom	CLEC Result	CLEC Std Dev	Qwest Num	Qwest Denom	Qwest Result	Mod Z Scr	Parity Scr
Jan-05	11	11	100.00%	0.00%	2467	2628	93.87%	-0.845508	-1.514032
Feb-05	11	11	100.00%	0.00%	1787	1863	95.92%	-0.681966	-1.414606
Mar-05	7	7	100.00%	0.00%	2549	2623	97.18%	-0.450196	-1.273699
Apr-05	11	11	100.00%	0.00%	2184	2263	96.51%	-0.629261	-1.382563
May-05	6	6	100.00%	0.00%	2552	2715	94.00%	-0.618372	-1.375943
Jun-05	12	13	92.31%	26.65%	3000	3126	95.97%	0.66986	-0.603823
Jul-05	6	6	100.00%	0.00%	2371	2533	93.60%	-0.639519	-1.3888
Aug-05	15	16	93.75%	24.21%	2844	3010	94.49%	0.128462	-0.869087
Sep-05	15	15	100.00%	0.00%	2309	2414	95.65%	-0.823348	-1.50056
Oct-05	19	21	90.48%	29.35%	2862	3136	91.26%	0.127222	-0.879165
Nov-05	9	9	100.00%	0.00%	2822	3043	92.74%	-0.838296	-1.509648
Dec-05	10	11	90.91%	28.75%	3057	3346	91.36%	0.053482	-0.912681



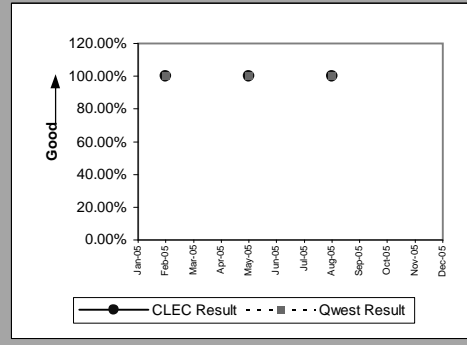
Business(Parity)									
Date	CLEC Num	CLEC Denom	CLEC Result	CLEC Std Dev	Qwest Num	Qwest Denom	Qwest Result	Mod Z Scr	Parity Scr
Jan-05	5	5	100.00%	0.00%	261	273	95.60%	-0.475132	-1.28886
Feb-05	1	1	100.00%	0.00%	187	194	96.39%	-0.19298	-1.117323
Mar-05	1	1	100.00%	0.00%	240	243	98.77%	-0.111574	-1.067832
Apr-05	1	1	100.00%	0.00%	209	213	98.12%	-0.138019	-1.08391
May-05	2	2	100.00%	0.00%	287	296	96.96%	-0.249593	-1.151742
Jun-05									
Jul-05									
Aug-05									
Sep-05	1	1	100.00%	0.00%	200	207	96.62%	-0.186633	-1.113465
Oct-05	1	1	100.00%	0.00%	260	277	93.86%	-0.255244	-1.155177
Nov-05	1	1	100.00%	0.00%	259	268	96.64%	-0.186064	-1.113119
Dec-05	1	1	100.00%	0.00%	308	329	93.62%	-0.260721	-1.158507



Centrex 21(Parity)									
Date	CLEC Num	CLEC Denom	CLEC Result	CLEC Std Dev	Qwest Num	Qwest Denom	Qwest Result	Mod Z Scr	Parity Scr
Jan-05									
Feb-05									
Mar-05	1	1	100.00%	0.00%	23	23	100.00%		
Apr-05									
May-05									
Jun-05									
Jul-05	1	1	100.00%	0.00%	10	10	100.00%		
Aug-05									
Sep-05	1	1	100.00%	0.00%	6	6	100.00%		
Oct-05									
Nov-05									
Dec-05									

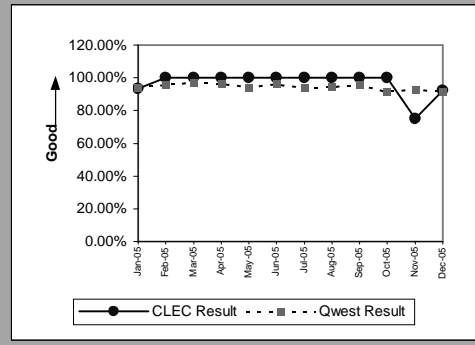


PBX(Parity)									
Date	CLEC Num	CLEC Denom	CLEC Result	CLEC Std Dev	Qwest Num	Qwest Denom	Qwest Result	Mod Z Scr	Parity Scr
Jan-05									
Feb-05	1	1	100.00%	0.00%	5	5	100.00%		
Mar-05									
Apr-05									
May-05	2	2	100.00%	0.00%	4	4	100.00%		
Jun-05									
Jul-05									
Aug-05	1	1	100.00%	0.00%	6	6	100.00%		
Sep-05									
Oct-05									
Nov-05									
Dec-05									

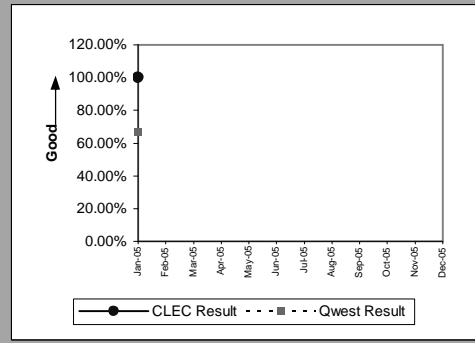


MR-4B - All Troubles Cleared within 48 Hours (Percent) - Dispatches outside MSAs

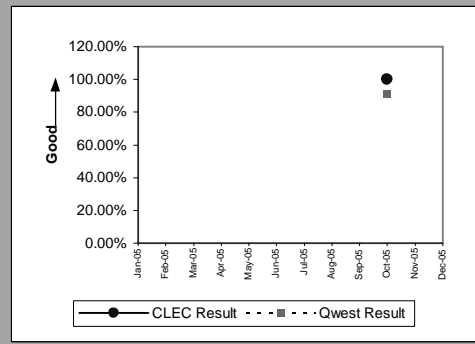
UNE - P (POTS)(Parity)									
Date	CLEC Num	CLEC Denom	CLEC Result	CLEC Std Dev	Qwest Num	Qwest Denom	Qwest Result	Mod Z Scr	Parity Scr
Jan-05	14	15	93.33%	24.94%	2728	2901	94.04%	0.114712	-0.877117
Feb-05	8	8	100.00%	0.00%	1974	2057	95.96%	-0.578852	-1.351917
Mar-05	5	5	100.00%	0.00%	2789	2866	97.31%	-0.371217	-1.225684
Apr-05	7	7	100.00%	0.00%	2393	2476	96.65%	-0.492044	-1.299141
May-05	4	4	100.00%	0.00%	2839	3011	94.29%	-0.491953	-1.299086
Jun-05	13	13	100.00%	0.00%	3294	3425	96.18%	-0.717667	-1.43631
Jul-05	2	2	100.00%	0.00%	2666	2843	93.77%	-0.364266	-1.221458
Aug-05	2	2	100.00%	0.00%	3127	3309	94.50%	-0.341079	-1.207362
Sep-05	3	3	100.00%	0.00%	2509	2621	95.73%	-0.365739	-1.222353
Oct-05	4	4	100.00%	0.00%	3122	3413	91.47%	-0.610247	-1.371004
Nov-05	3	4	75.00%	43.30%	3081	3311	93.05%	1.419311	-0.338379
Dec-05	12	13	92.31%	26.65%	3365	3675	91.56%	-0.096231	-1.058504



UNE P (Centrex)(Parity)									
Date	CLEC Num	CLEC Denom	CLEC Result	CLEC Std Dev	Qwest Num	Qwest Denom	Qwest Result	Mod Z Scr	Parity Scr
Jan-05	1	1	100.00%	0.00%	2	3	66.67%	-0.612372	-1.372296
Feb-05									
Mar-05									
Apr-05									
May-05									
Jun-05									
Jul-05									
Aug-05									
Sep-05									
Oct-05									
Nov-05									
Dec-05									

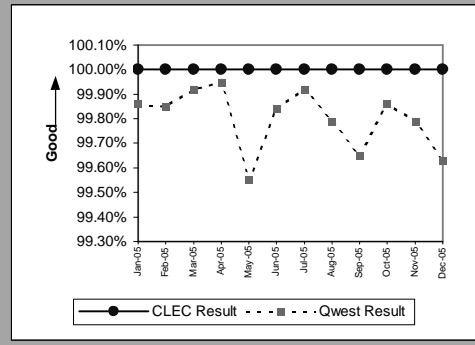


Line Sharing(Parity)									
Date	CLEC Num	CLEC Denom	CLEC Result	CLEC Std Dev	Qwest Num	Qwest Denom	Qwest Result	Mod Z Scr	Parity Scr
Jan-05									
Feb-05									
Mar-05									
Apr-05									
May-05									
Jun-05									
Jul-05									
Aug-05									
Sep-05									
Oct-05	1	1	100.00%	0.00%	3122	3413	91.47%	-0.305258	-1.185583
Nov-05									
Dec-05									

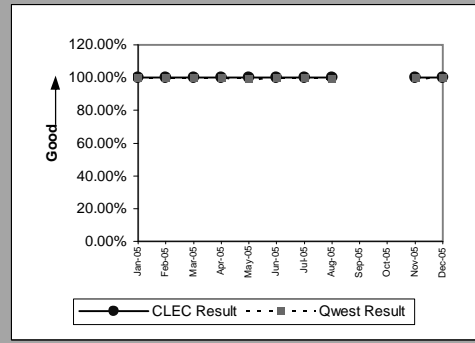


MR-4C - All Troubles Cleared within 48 Hours (Percent) - No dispatches

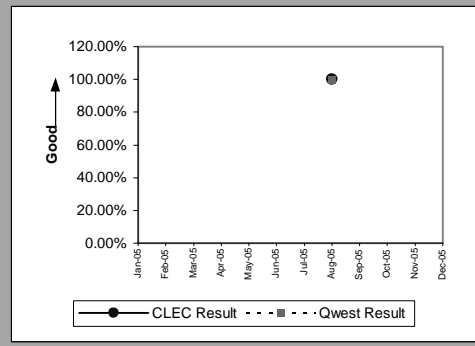
Residence(Parity)									
Date	CLEC Num	CLEC Denom	CLEC Result	CLEC Std Dev	Qwest Num	Qwest Denom	Qwest Result	Mod Z Scr	Parity Scr
Jan-05	5	5	100.00%	0.00%	2175	2178	99.86%	-0.08295	-1.05043
Feb-05	4	4	100.00%	0.00%	1994	1997	99.85%	-0.077499	-1.047116
Mar-05	11	11	100.00%	0.00%	2459	2461	99.92%	-0.094376	-1.057377
Apr-05	5	5	100.00%	0.00%	2117	2118	99.95%	-0.048541	-1.029511
May-05	10	10	100.00%	0.00%	2228	2238	99.55%	-0.211385	-1.128513
Jun-05	12	12	100.00%	0.00%	2448	2452	99.84%	-0.139687	-1.084923
Jul-05	11	11	100.00%	0.00%	2353	2355	99.92%	-0.096469	-1.058649
Aug-05	11	11	100.00%	0.00%	2388	2393	99.79%	-0.151415	-1.092054
Sep-05	8	8	100.00%	0.00%	1981	1988	99.65%	-0.167795	-1.102012
Oct-05	3	3	100.00%	0.00%	2127	2130	99.86%	-0.065003	-1.039519
Nov-05	4	4	100.00%	0.00%	1870	1874	99.79%	-0.092401	-1.056176
Dec-05	4	4	100.00%	0.00%	1874	1881	99.63%	-0.122105	-1.074234



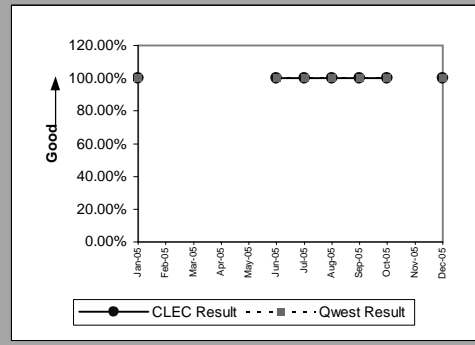
Business(Parity)									
Date	CLEC Num	CLEC Denom	CLEC Result	CLEC Std Dev	Qwest Num	Qwest Denom	Qwest Result	Mod Z Scr	Parity Scr
Jan-05	5	5	100.00%	0.00%	458	458	100.00%		
Feb-05	3	3	100.00%	0.00%	381	381	100.00%		
Mar-05	7	7	100.00%	0.00%	458	458	100.00%		
Apr-05	1	1	100.00%	0.00%	420	420	100.00%		
May-05	2	2	100.00%	0.00%	422	425	99.29%	-0.11896	-1.072322
Jun-05	5	5	100.00%	0.00%	486	488	99.59%	-0.142715	-1.086764
Jul-05	2	2	100.00%	0.00%	419	419	100.00%		
Aug-05	1	1	100.00%	0.00%	423	426	99.30%	-0.084117	-1.051139
Sep-05									
Oct-05									
Nov-05	3	3	100.00%	0.00%	384	385	99.74%	-0.088046	-1.053528
Dec-05	2	2	100.00%	0.00%	349	349	100.00%		



Centrex(Parity)									
Date	CLEC Num	CLEC Denom	CLEC Result	CLEC Std Dev	Qwest Num	Qwest Denom	Qwest Result	Mod Z Scr	Parity Scr
Jan-05									
Feb-05									
Mar-05									
Apr-05									
May-05									
Jun-05									
Jul-05									
Aug-05	1	1	100.00%	0.00%	35	35	100.00%		
Sep-05									
Oct-05									
Nov-05									
Dec-05									

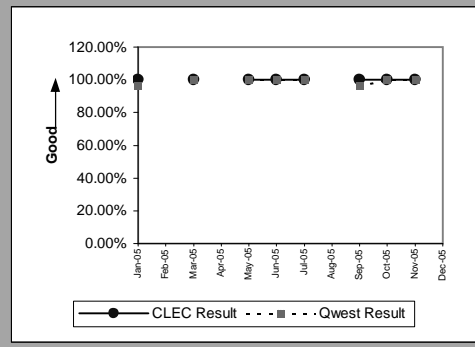


Centrex 21(Parity)									
Date	CLEC Num	CLEC Denom	CLEC Result	CLEC Std Dev	Qwest Num	Qwest Denom	Qwest Result	Mod Z Scr	Parity Scr
Jan-05	1	1	100.00%	0.00%	51	51	100.00%		
Feb-05									
Mar-05									
Apr-05									
May-05									
Jun-05	2	2	100.00%	0.00%	48	48	100.00%		
Jul-05	1	1	100.00%	0.00%	41	41	100.00%		
Aug-05	1	1	100.00%	0.00%	39	39	100.00%		
Sep-05	2	2	100.00%	0.00%	33	33	100.00%		
Oct-05	1	1	100.00%	0.00%	31	31	100.00%		
Nov-05									
Dec-05	1	1	100.00%	0.00%	19	19	100.00%		

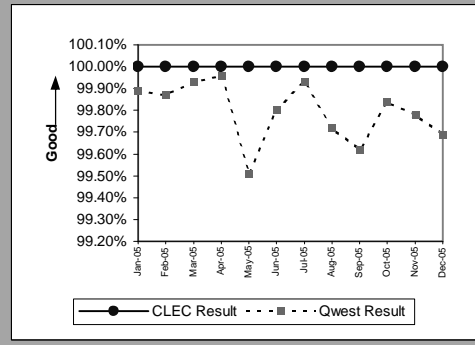


MR-4C - All Troubles Cleared within 48 Hours (Percent) - No dispatches

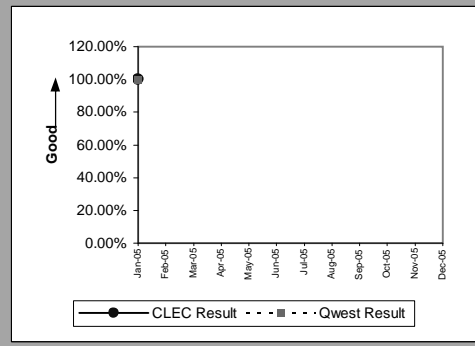
PBX(Parity)									
Date	CLEC Num	CLEC Denom	CLEC Result	CLEC Std Dev	Qwest Num	Qwest Denom	Qwest Result	Mod Z Scr	Parity Scr
Jan-05	1	1	100.00%	0.00%	29	30	96.67%	-0.182676	-1.111059
Feb-05									
Mar-05	1	1	100.00%	0.00%	27	27	100.00%		
Apr-05									
May-05	1	1	100.00%	0.00%	25	25	100.00%		
Jun-05	1	1	100.00%	0.00%	55	55	100.00%		
Jul-05	2	2	100.00%	0.00%	34	34	100.00%		
Aug-05									
Sep-05	1	1	100.00%	0.00%	25	26	96.15%	-0.196261	-1.119318
Oct-05	1	1	100.00%	0.00%	42	42	100.00%		
Nov-05	1	1	100.00%	0.00%	30	30	100.00%		
Dec-05									



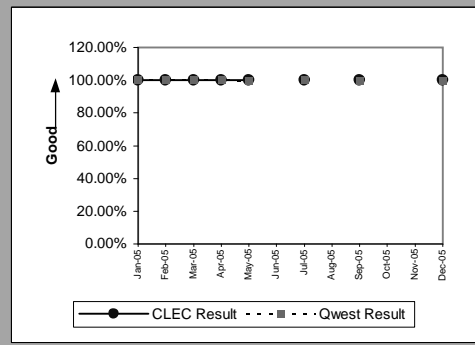
UNE - P (POTS)(Parity)									
Date	CLEC Num	CLEC Denom	CLEC Result	CLEC Std Dev	Qwest Num	Qwest Denom	Qwest Result	Mod Z Scr	Parity Scr
Jan-05	18	18	100.00%	0.00%	2633	2636	99.89%	-0.142723	-1.086769
Feb-05	7	7	100.00%	0.00%	2375	2378	99.87%	-0.093894	-1.057084
Mar-05	4	4	100.00%	0.00%	2917	2919	99.93%	-0.052333	-1.031816
Apr-05	5	5	100.00%	0.00%	2537	2538	99.96%	-0.04435	-1.026963
May-05	3	3	100.00%	0.00%	2650	2663	99.51%	-0.121245	-1.073712
Jun-05	6	6	100.00%	0.00%	2934	2940	99.80%	-0.110657	-1.067275
Jul-05	6	6	100.00%	0.00%	2772	2774	99.93%	-0.065724	-1.039957
Aug-05	4	4	100.00%	0.00%	2811	2819	99.72%	-0.10662	-1.06482
Sep-05	3	3	100.00%	0.00%	2378	2387	99.62%	-0.106489	-1.06474
Oct-05	3	3	100.00%	0.00%	2480	2484	99.84%	-0.069519	-1.042264
Nov-05	6	6	100.00%	0.00%	2254	2259	99.78%	-0.115215	-1.070046
Dec-05	10	10	100.00%	0.00%	2223	2230	99.69%	-0.177055	-1.107642



UNE P (Centrex)(Diagnostic)									
Date	CLEC Num	CLEC Denom	CLEC Result	CLEC Std Dev	Qwest Num	Qwest Denom	Qwest Result	Mod Z Scr	Parity Scr
Jan-05	5	5	100.00%	0.00%	53	53	100.00%		
Feb-05									
Mar-05									
Apr-05									
May-05									
Jun-05									
Jul-05									
Aug-05									
Sep-05									
Oct-05									
Nov-05									
Dec-05									

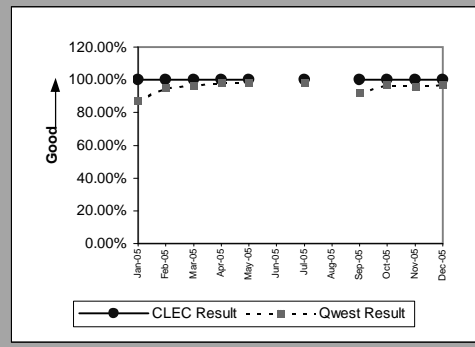


Line Sharing(Parity)									
Date	CLEC Num	CLEC Denom	CLEC Result	CLEC Std Dev	Qwest Num	Qwest Denom	Qwest Result	Mod Z Scr	Parity Scr
Jan-05	2	2	100.00%	0.00%	2633	2636	99.89%	-0.047718	-1.029011
Feb-05	2	2	100.00%	0.00%	2375	2378	99.87%	-0.050241	-1.030545
Mar-05	2	2	100.00%	0.00%	2917	2919	99.93%	-0.037018	-1.022505
Apr-05	6	6	100.00%	0.00%	2537	2538	99.96%	-0.048574	-1.029531
May-05	3	3	100.00%	0.00%	2650	2663	99.51%	-0.121245	-1.073712
Jun-05									
Jul-05	3	3	100.00%	0.00%	2772	2774	99.93%	-0.046499	-1.028269
Aug-05									
Sep-05	1	1	100.00%	0.00%	2378	2387	99.62%	-0.061507	-1.037394
Oct-05									
Nov-05									
Dec-05	1	1	100.00%	0.00%	2223	2230	99.69%	-0.056102	-1.034108



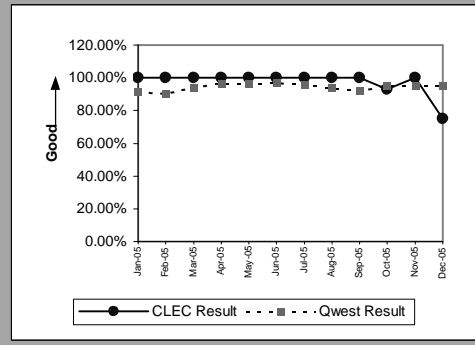
MR-4C - All Troubles Cleared within 48 Hours (Percent) - No dispatches

Line Splitting(Parity)									
Date	CLEC Num	CLEC Denom	CLEC Result	CLEC Std Dev	Qwest Num	Qwest Denom	Qwest Result	Mod Z Scr	Parity Scr
Jan-05	2	2	100.00%	0.00%	1374	1573	87.35%	-0.537864	-1.326998
Feb-05	2	2	100.00%	0.00%	1125	1184	95.02%	-0.323592	-1.19673
Mar-05	1	1	100.00%	0.00%	2676	2775	96.43%	-0.192308	-1.116915
Apr-05	4	4	100.00%	0.00%	4007	4077	98.28%	-0.264214	-1.160631
May-05	4	4	100.00%	0.00%	3892	3960	98.28%	-0.264228	-1.160639
Jun-05									
Jul-05	1	1	100.00%	0.00%	3532	3605	97.98%	-0.143744	-1.08739
Aug-05									
Sep-05	1	1	100.00%	0.00%	3462	3773	91.76%	-0.299681	-1.182193
Oct-05	3	3	100.00%	0.00%	4376	4510	97.03%	-0.302991	-1.184206
Nov-05	3	3	100.00%	0.00%	4232	4416	95.83%	-0.361035	-1.219494
Dec-05	2	2	100.00%	0.00%	4445	4589	96.86%	-0.254487	-1.154717

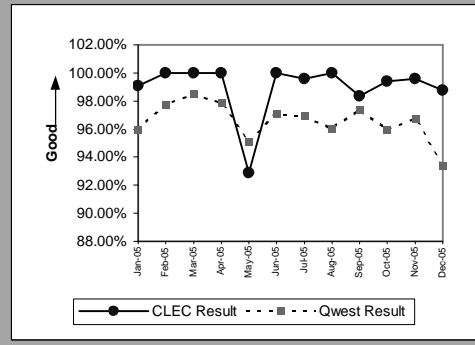


MR-4D - All Troubles Cleared within 48 Hours (Percent) - Interval Zone One

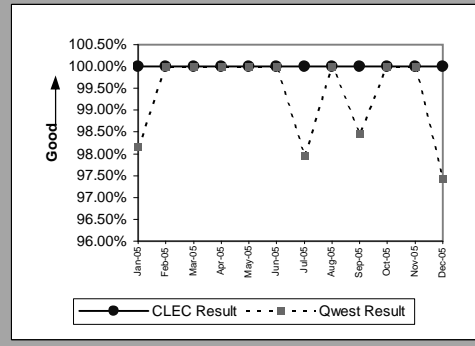
Qwest DSL(Parity)									
Date	CLEC Num	CLEC Denom	CLEC Result	CLEC Std Dev	Qwest Num	Qwest Denom	Qwest Result	Mod Z Scr	Parity Scr
Jan-05	8	8	100.00%	0.00%	1480	1616	91.58%	-0.855286	-1.519977
Feb-05	5	5	100.00%	0.00%	1301	1438	90.47%	-0.724357	-1.440378
Mar-05	10	10	100.00%	0.00%	2617	2773	94.37%	-0.770688	-1.468545
Apr-05	9	9	100.00%	0.00%	3483	3611	96.46%	-0.574393	-1.349206
May-05	11	11	100.00%	0.00%	3589	3726	96.32%	-0.647038	-1.393371
Jun-05	5	5	100.00%	0.00%	3450	3559	96.94%	-0.397177	-1.241466
Jul-05	8	8	100.00%	0.00%	3066	3197	95.90%	-0.583918	-1.354997
Aug-05	2	2	100.00%	0.00%	3804	4059	93.72%	-0.366065	-1.222552
Sep-05	5	5	100.00%	0.00%	2732	2969	92.02%	-0.658042	-1.400061
Oct-05	13	14	92.86%	25.75%	4007	4201	95.38%	0.449396	-0.703517
Nov-05	11	11	100.00%	0.00%	3495	3687	94.79%	-0.776205	-1.471899
Dec-05	3	4	75.00%	43.30%	3468	3658	94.81%	1.784082	-0.232134



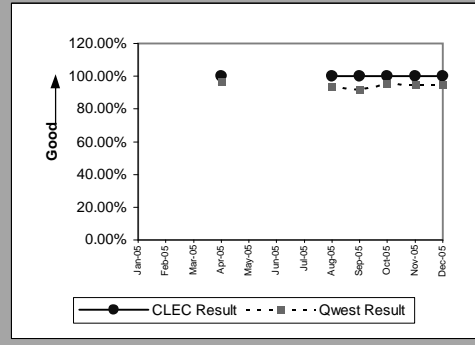
Unbundled Loop Analog(Parity)									
Date	CLEC Num	CLEC Denom	CLEC Result	CLEC Std Dev	Qwest Num	Qwest Denom	Qwest Result	Mod Z Scr	Parity Scr
Jan-05	218	220	99.09%	9.49%	14267	14868	95.96%	-2.342349	-2.424047
Feb-05	174	174	100.00%	0.00%	10607	10852	97.74%	-1.988874	-2.20915
Mar-05	202	202	100.00%	0.00%	13572	13780	98.49%	-1.746728	-2.061935
Apr-05	182	182	100.00%	0.00%	12008	12265	97.90%	-1.959153	-2.19108
May-05	235	253	92.89%	25.71%	13249	13927	95.13%	1.645455	-0.042306
Jun-05	194	194	100.00%	0.00%	13518	13925	97.08%	-2.400145	-2.459185
Jul-05	244	245	99.59%	6.38%	15185	15668	96.92%	-2.403243	-2.461068
Aug-05	293	293	100.00%	0.00%	14187	14774	96.03%	-3.447809	-3.096119
Sep-05	180	183	98.36%	12.70%	12477	12810	97.40%	-0.810538	-1.492772
Oct-05	333	335	99.40%	7.70%	13543	14109	95.99%	-3.147736	-2.913688
Nov-05	251	252	99.60%	6.29%	13420	13871	96.75%	-2.532057	-2.539381
Dec-05	235	238	98.74%	11.16%	13812	14793	93.37%	-3.303484	-3.008375



Unbundled Loop - 2 Wire Non-Loaded(Parity)									
Date	CLEC Num	CLEC Denom	CLEC Result	CLEC Std Dev	Qwest Num	Qwest Denom	Qwest Result	Mod Z Scr	Parity Scr
Jan-05	35	35	100.00%	0.00%	53	54	98.15%	-0.632992	-1.384832
Feb-05	27	27	100.00%	0.00%	75	75	100.00%		
Mar-05	35	35	100.00%	0.00%	61	61	100.00%		
Apr-05	33	33	100.00%	0.00%	71	71	100.00%		
May-05	36	36	100.00%	0.00%	60	60	100.00%		
Jun-05	8	8	100.00%	0.00%	59	59	100.00%		
Jul-05	7	7	100.00%	0.00%	48	49	97.96%	-0.357217	-1.217173
Aug-05	35	35	100.00%	0.00%	87	87	100.00%		
Sep-05	30	30	100.00%	0.00%	64	65	98.46%	-0.566325	-1.344301
Oct-05	55	55	100.00%	0.00%	42	42	100.00%		
Nov-05	32	32	100.00%	0.00%	39	39	100.00%		
Dec-05	54	54	100.00%	0.00%	38	39	97.44%	-0.771962	-1.46932

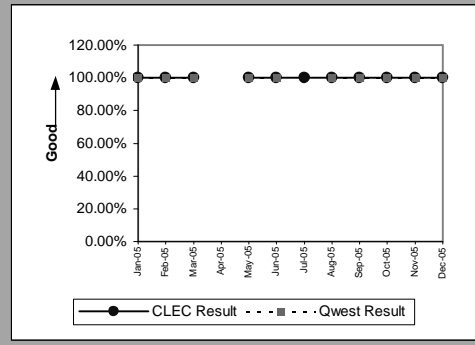


Unbundled Loop - ADSL Qualified(Parity)									
Date	CLEC Num	CLEC Denom	CLEC Result	CLEC Std Dev	Qwest Num	Qwest Denom	Qwest Result	Mod Z Scr	Parity Scr
Jan-05									
Feb-05									
Mar-05									
Apr-05	2	2	100.00%	0.00%	3483	3611	96.46%	-0.271034	-1.164777
May-05									
Jun-05									
Jul-05									
Aug-05	1	1	100.00%	0.00%	3804	4059	93.72%	-0.258879	-1.157387
Sep-05	1	1	100.00%	0.00%	2732	2969	92.02%	-0.294483	-1.179033
Oct-05	1	1	100.00%	0.00%	4007	4201	95.38%	-0.220009	-1.133756
Nov-05	1	1	100.00%	0.00%	3495	3687	94.79%	-0.234352	-1.142476
Dec-05	1	1	100.00%	0.00%	3468	3658	94.81%	-0.234033	-1.142282

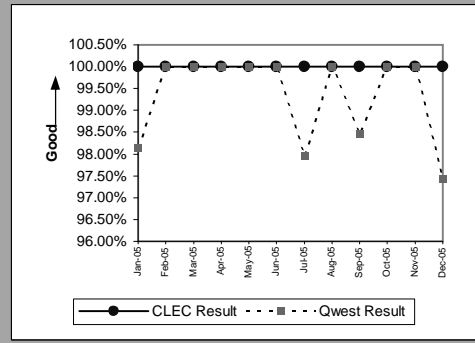


MR-4D - All Troubles Cleared within 48 Hours (Percent) - Interval Zone One

Unbundled Loop - XDSL(Parity)									
Date	CLEC Num	CLEC Denom	CLEC Result	CLEC Std Dev	Qwest Num	Qwest Denom	Qwest Result	Mod Z Scr	Parity Scr
Jan-05	7	7	100.00%	0.00%	3	3	100.00%		
Feb-05	3	3	100.00%	0.00%	1	1	100.00%		
Mar-05	2	2	100.00%	0.00%	2	2	100.00%		
Apr-05									
May-05	4	4	100.00%	0.00%	4	4	100.00%		
Jun-05	26	26	100.00%	0.00%	1	1	100.00%		
Jul-05	15	15	100.00%	0.00%	0	0			
Aug-05	8	8	100.00%	0.00%	3	3	100.00%		
Sep-05	3	3	100.00%	0.00%	1	1	100.00%		
Oct-05	1	1	100.00%	0.00%	2	2	100.00%		
Nov-05	2	2	100.00%	0.00%	2	2	100.00%		
Dec-05	1	1	100.00%	0.00%	2	2	100.00%		

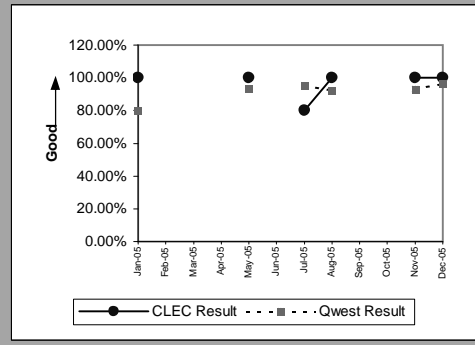


Unbundled Loop ISDN Capable(Parity)									
Date	CLEC Num	CLEC Denom	CLEC Result	CLEC Std Dev	Qwest Num	Qwest Denom	Qwest Result	Mod Z Scr	Parity Scr
Jan-05	20	20	100.00%	0.00%	53	54	98.15%	-0.524757	-1.319029
Feb-05	21	21	100.00%	0.00%	75	75	100.00%		
Mar-05	24	24	100.00%	0.00%	61	61	100.00%		
Apr-05	15	15	100.00%	0.00%	71	71	100.00%		
May-05	25	25	100.00%	0.00%	60	60	100.00%		
Jun-05	26	26	100.00%	0.00%	59	59	100.00%		
Jul-05	15	15	100.00%	0.00%	48	49	97.96%	-0.48914	-1.297376
Aug-05	8	8	100.00%	0.00%	87	87	100.00%		
Sep-05	6	6	100.00%	0.00%	64	65	98.46%	-0.292963	-1.178109
Oct-05	34	34	100.00%	0.00%	42	42	100.00%		
Nov-05	20	20	100.00%	0.00%	39	39	100.00%		
Dec-05	15	15	100.00%	0.00%	38	39	97.44%	-0.533936	-1.32461

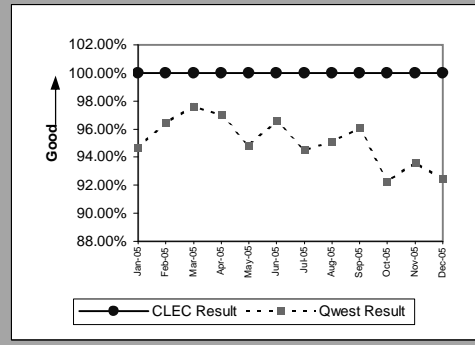


MR-4E - All Troubles Cleared within 48 Hours (Percent) - Interval Zone Two

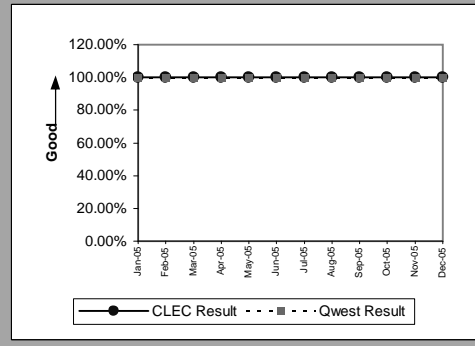
Qwest DSL(Parity)									
Date	CLEC Num	CLEC Denom	CLEC Result	CLEC Std Dev	Qwest Num	Qwest Denom	Qwest Result	Mod Z Scr	Parity Scr
Jan-05	3	3	100.00%	0.00%	639	802	79.68%	-0.873159	-1.530843
Feb-05									
Mar-05									
Apr-05									
May-05	1	1	100.00%	0.00%	1327	1422	93.32%	-0.267469	-1.16261
Jun-05									
Jul-05	4	5	80.00%	40.00%	1484	1553	95.56%	1.685553	-0.256783
Aug-05	1	1	100.00%	0.00%	1593	1726	92.29%	-0.288863	-1.175616
Sep-05									
Oct-05									
Nov-05	1	1	100.00%	0.00%	1784	1916	93.11%	-0.271942	-1.165329
Dec-05	3	3	100.00%	0.00%	2086	2157	96.71%	-0.319323	-1.194135



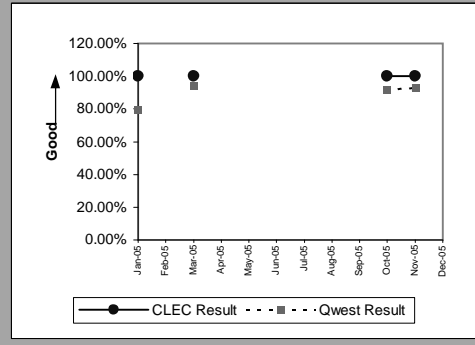
Unbundled Loop Analog(Parity)									
Date	CLEC Num	CLEC Denom	CLEC Result	CLEC Std Dev	Qwest Num	Qwest Denom	Qwest Result	Mod Z Scr	Parity Scr
Jan-05	16	16	100.00%	0.00%	3081	3254	94.68%	-0.945523	-1.574837
Feb-05	15	15	100.00%	0.00%	2286	2371	96.42%	-0.744471	-1.452606
Mar-05	27	27	100.00%	0.00%	3210	3288	97.63%	-0.806679	-1.490426
Apr-05	30	30	100.00%	0.00%	2735	2818	97.05%	-0.949121	-1.577024
May-05	23	23	100.00%	0.00%	3184	3359	94.79%	-1.120507	-1.68122
Jun-05	24	24	100.00%	0.00%	3732	3864	96.58%	-0.918496	-1.558406
Jul-05	43	43	100.00%	0.00%	3045	3222	94.51%	-1.570538	-1.954819
Aug-05	32	32	100.00%	0.00%	3571	3755	95.10%	-1.278634	-1.777354
Sep-05	37	37	100.00%	0.00%	2849	2965	96.09%	-1.219806	-1.741589
Oct-05	31	31	100.00%	0.00%	3477	3769	92.25%	-1.606909	-1.976931
Nov-05	44	44	100.00%	0.00%	3391	3622	93.62%	-1.720864	-2.046211
Dec-05	38	38	100.00%	0.00%	3821	4132	92.47%	-1.750635	-2.06431



Unbundled Loop - 2 Wire Non-Loaded(Parity)									
Date	CLEC Num	CLEC Denom	CLEC Result	CLEC Std Dev	Qwest Num	Qwest Denom	Qwest Result	Mod Z Scr	Parity Scr
Jan-05	4	4	100.00%	0.00%	6	6	100.00%		
Feb-05	4	4	100.00%	0.00%	7	7	100.00%		
Mar-05	4	4	100.00%	0.00%	8	8	100.00%		
Apr-05	7	7	100.00%	0.00%	9	9	100.00%		
May-05	1	1	100.00%	0.00%	3	3	100.00%		
Jun-05	2	2	100.00%	0.00%	10	10	100.00%		
Jul-05	3	3	100.00%	0.00%	9	9	100.00%		
Aug-05	6	6	100.00%	0.00%	5	5	100.00%		
Sep-05	1	1	100.00%	0.00%	9	9	100.00%		
Oct-05	2	2	100.00%	0.00%	9	9	100.00%		
Nov-05	1	1	100.00%	0.00%	5	5	100.00%		
Dec-05	2	2	100.00%	0.00%	6	6	100.00%		

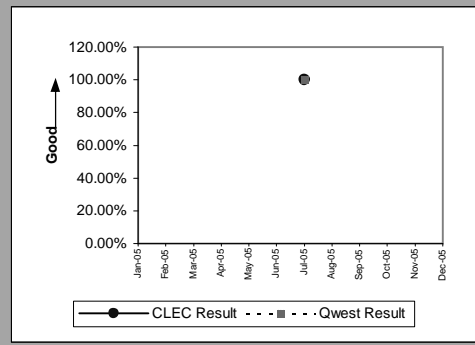


Unbundled Loop - ADSL Qualified(Parity)									
Date	CLEC Num	CLEC Denom	CLEC Result	CLEC Std Dev	Qwest Num	Qwest Denom	Qwest Result	Mod Z Scr	Parity Scr
Jan-05	1	1	100.00%	0.00%	639	802	79.68%	-0.504746	-1.306864
Feb-05									
Mar-05	4	4	100.00%	0.00%	1061	1128	94.06%	-0.501696	-1.30501
Apr-05									
May-05									
Jun-05									
Jul-05									
Aug-05									
Sep-05									
Oct-05	1	1	100.00%	0.00%	1499	1632	91.85%	-0.297778	-1.181036
Nov-05	2	2	100.00%	0.00%	1784	1916	93.11%	-0.384484	-1.23375
Dec-05									

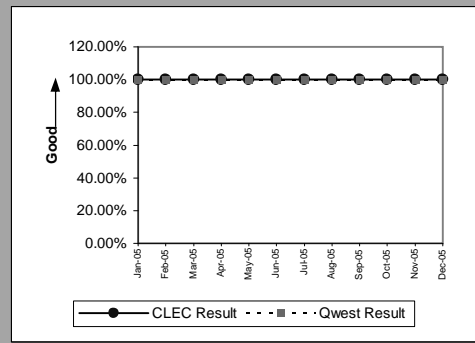


MR-4E - All Troubles Cleared within 48 Hours (Percent) - Interval Zone Two

Unbundled Loop - XDSL(Parity)									
Date	CLEC Num	CLEC Denom	CLEC Result	CLEC Std Dev	Qwest Num	Qwest Denom	Qwest Result	Mod Z Scr	Parity Scr
Jan-05									
Feb-05									
Mar-05									
Apr-05									
May-05									
Jun-05									
Jul-05	1	1	100.00%	0.00%	2	2	100.00%		
Aug-05									
Sep-05									
Oct-05									
Nov-05									
Dec-05									

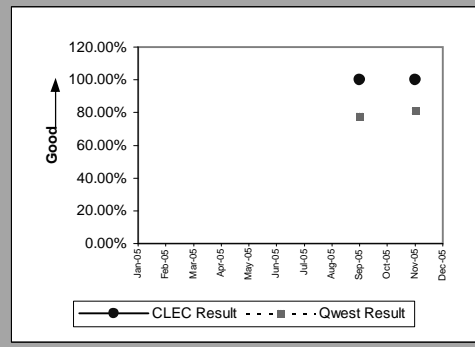


Unbundled Loop ISDN Capable(Parity)									
Date	CLEC Num	CLEC Denom	CLEC Result	CLEC Std Dev	Qwest Num	Qwest Denom	Qwest Result	Mod Z Scr	Parity Scr
Jan-05	4	4	100.00%	0.00%	6	6	100.00%		
Feb-05	7	7	100.00%	0.00%	7	7	100.00%		
Mar-05	8	8	100.00%	0.00%	8	8	100.00%		
Apr-05	4	4	100.00%	0.00%	9	9	100.00%		
May-05	5	5	100.00%	0.00%	3	3	100.00%		
Jun-05	9	9	100.00%	0.00%	10	10	100.00%		
Jul-05	9	9	100.00%	0.00%	9	9	100.00%		
Aug-05	9	9	100.00%	0.00%	5	5	100.00%		
Sep-05	1	1	100.00%	0.00%	9	9	100.00%		
Oct-05	7	7	100.00%	0.00%	9	9	100.00%		
Nov-05	8	8	100.00%	0.00%	5	5	100.00%		
Dec-05	8	8	100.00%	0.00%	6	6	100.00%		

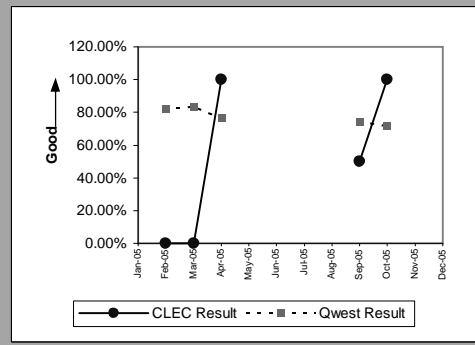


MR-5A - All Troubles Cleared within 4 Hours (Percent) - Interval Zone One

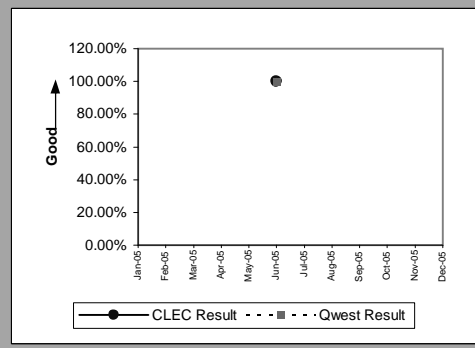
DS0(Parity)									
Date	CLEC Num	CLEC Denom	CLEC Result	CLEC Std Dev	Qwest Num	Qwest Denom	Qwest Result	Mod Z Scr	Parity Scr
Jan-05									
Feb-05									
Mar-05									
Apr-05									
May-05									
Jun-05									
Jul-05									
Aug-05									
Sep-05	1	1	100.00%	0.00%	119	153	77.78%	-0.532784	-1.32391
Oct-05									
Nov-05	1	1	100.00%	0.00%	132	163	80.98%	-0.483132	-1.293723
Dec-05									



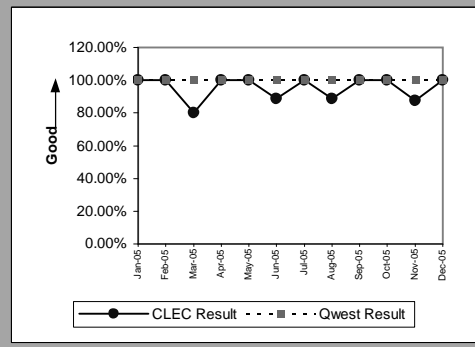
DS1(Parity)									
Date	CLEC Num	CLEC Denom	CLEC Result	CLEC Std Dev	Qwest Num	Qwest Denom	Qwest Result	Mod Z Scr	Parity Scr
Jan-05									
Feb-05	0	1	0.00%	0.00%	97	118	82.20%	2.140148	-0.180262
Mar-05	0	1	0.00%	0.00%	111	133	83.46%	2.237812	-0.155413
Apr-05	1	1	100.00%	0.00%	75	98	76.53%	-0.550971	-1.334967
May-05									
Jun-05									
Jul-05									
Aug-05									
Sep-05	1	2	50.00%	50.00%	92	124	74.19%	0.775698	-0.618507
Oct-05	1	1	100.00%	0.00%	82	114	71.93%	-0.621973	-1.378133
Nov-05									
Dec-05									



DS3(Parity)									
Date	CLEC Num	CLEC Denom	CLEC Result	CLEC Std Dev	Qwest Num	Qwest Denom	Qwest Result	Mod Z Scr	Parity Scr
Jan-05									
Feb-05									
Mar-05									
Apr-05									
May-05									
Jun-05	1	1	100.00%	0.00%	2	2	100.00%		
Jul-05									
Aug-05									
Sep-05									
Oct-05									
Nov-05									
Dec-05									

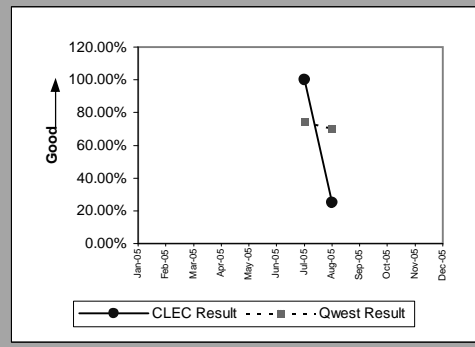


LIS Trunk(Parity)									
Date	CLEC Num	CLEC Denom	CLEC Result	CLEC Std Dev	Qwest Num	Qwest Denom	Qwest Result	Mod Z Scr	Parity Scr
Jan-05	11	11	100.00%	0.00%	3	3	100.00%		
Feb-05	4	4	100.00%	0.00%	8	8	100.00%		
Mar-05	4	5	80.00%	40.00%	7	7	100.00%		-0.515221
Apr-05	3	3	100.00%	0.00%	3	3	100.00%		
May-05	6	6	100.00%	0.00%	10	10	100.00%		
Jun-05	8	9	88.89%	31.43%	11	11	100.00%		-0.55977
Jul-05	10	10	100.00%	0.00%	3	3	100.00%		
Aug-05	8	9	88.89%	31.43%	10	10	100.00%		-0.590665
Sep-05	9	9	100.00%	0.00%	3	3	100.00%		
Oct-05	11	11	100.00%	0.00%	19	19	100.00%		
Nov-05	7	8	87.50%	33.07%	6	6	100.00%		-0.666036
Dec-05	8	8	100.00%	0.00%	4	4	100.00%		

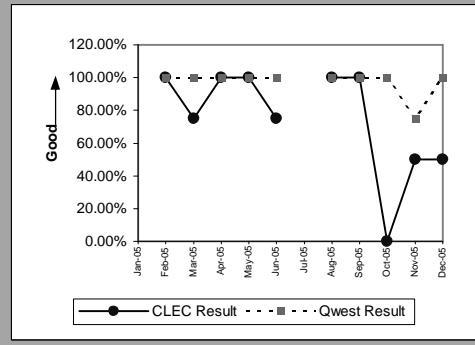


MR-5A - All Troubles Cleared within 4 Hours (Percent) - Interval Zone One

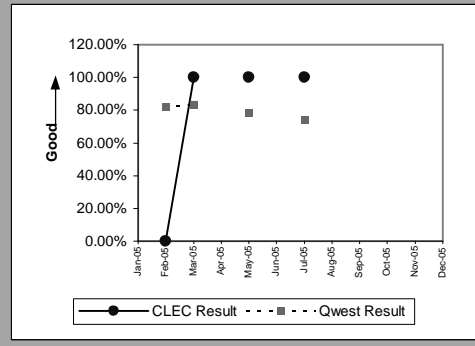
UDIT DS1(Parity)									
Date	CLEC Num	CLEC Denom	CLEC Result	CLEC Std Dev	Qwest Num	Qwest Denom	Qwest Result	Mod Z Scr	Parity Scr
Jan-05									
Feb-05									
Mar-05									
Apr-05									
May-05									
Jun-05									
Jul-05	1	1	100.00%	0.00%	107	144	74.31%	-0.586012	-1.35627
Aug-05	1	4	25.00%	43.30%	97	138	70.29%	1.954014	0.043085
Sep-05									
Oct-05									
Nov-05									
Dec-05									



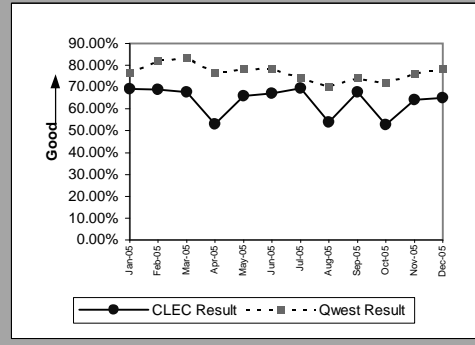
UDIT Above DS1 Level(Parity)									
Date	CLEC Num	CLEC Denom	CLEC Result	CLEC Std Dev	Qwest Num	Qwest Denom	Qwest Result	Mod Z Scr	Parity Scr
Jan-05									
Feb-05	1	1	100.00%	0.00%	1	1	100.00%		
Mar-05	3	4	75.00%	43.30%	4	4	100.00%		-0.62651
Apr-05	2	2	100.00%	0.00%	7	7	100.00%		
May-05	1	1	100.00%	0.00%	2	2	100.00%		
Jun-05	3	4	75.00%	43.30%	2	2	100.00%		-0.788637
Jul-05									
Aug-05	1	1	100.00%	0.00%	6	6	100.00%		
Sep-05	1	1	100.00%	0.00%	1	1	100.00%		
Oct-05	0	2	0.00%	0.00%	1	1	100.00%		-0.365045
Nov-05	3	6	50.00%	50.00%	3	4	75.00%	0.894427	-0.630438
Dec-05	2	4	50.00%	50.00%	1	1	100.00%		-0.706925



Unbundled Loop - 4 Wire Non-Loaded(Parity)									
Date	CLEC Num	CLEC Denom	CLEC Result	CLEC Std Dev	Qwest Num	Qwest Denom	Qwest Result	Mod Z Scr	Parity Scr
Jan-05									
Feb-05	0	1	0.00%	0.00%	97	118	82.20%	2.140148	-0.180262
Mar-05	2	2	100.00%	0.00%	111	133	83.46%	-0.624919	-1.379924
Apr-05									
May-05	1	1	100.00%	0.00%	115	147	78.23%	-0.525719	-1.319615
Jun-05									
Jul-05	1	1	100.00%	0.00%	107	144	74.31%	-0.586012	-1.35627
Aug-05									
Sep-05									
Oct-05									
Nov-05									
Dec-05									

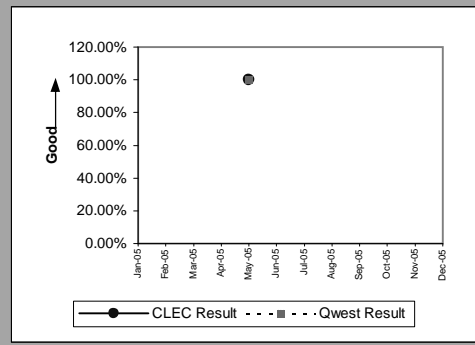


Unbundled Loop - DS1 Capable(Parity)									
Date	CLEC Num	CLEC Denom	CLEC Result	CLEC Std Dev	Qwest Num	Qwest Denom	Qwest Result	Mod Z Scr	Parity Scr
Jan-05	63	91	69.23%	46.15%	111	145	76.55%	1.292062	-0.251187
Feb-05	53	77	68.83%	46.32%	97	118	82.20%	2.386487	0.294728
Mar-05	65	96	67.71%	46.76%	111	133	83.46%	3.165277	0.672206
Apr-05	42	79	53.16%	49.90%	75	98	76.53%	3.646338	0.974716
May-05	58	88	65.91%	47.40%	115	147	78.23%	2.215378	0.243516
Jun-05	57	85	67.06%	47.00%	99	126	78.57%	1.998933	0.123235
Jul-05	50	72	69.44%	46.06%	107	144	74.31%	0.770772	-0.571004
Aug-05	56	104	53.85%	49.85%	97	138	70.29%	2.771082	0.588814
Sep-05	44	65	67.69%	46.77%	92	124	74.19%	0.970254	-0.432485
Oct-05	68	129	52.71%	49.93%	82	114	71.93%	3.326938	0.872746
Nov-05	61	95	64.21%	47.94%	100	131	76.34%	2.117035	0.19751
Dec-05	54	83	65.06%	47.68%	94	120	78.33%	2.256755	0.257328

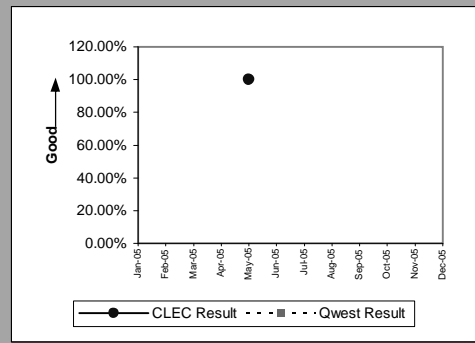


MR-5A - All Troubles Cleared within 4 Hours (Percent) - Interval Zone One

Unbundled Loop - DS3 Capable(Parity)									
Date	CLEC Num	CLEC Denom	CLEC Result	CLEC Std Dev	Qwest Num	Qwest Denom	Qwest Result	Mod Z Scr	Parity Scr
Jan-05									
Feb-05									
Mar-05									
Apr-05									
May-05	1	1	100.00%	0.00%	2	2	100.00%		
Jun-05									
Jul-05									
Aug-05									
Sep-05									
Oct-05									
Nov-05									
Dec-05									

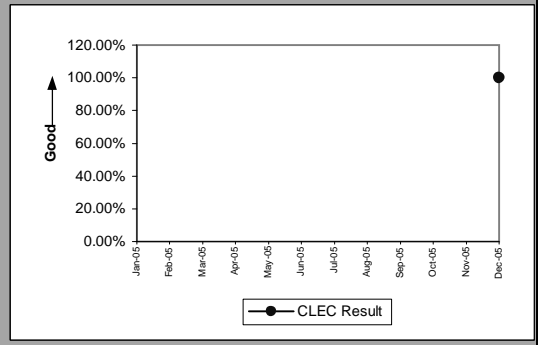


E911(Parity)									
Date	CLEC Num	CLEC Denom	CLEC Result	CLEC Std Dev	Qwest Num	Qwest Denom	Qwest Result	Mod Z Scr	Parity Scr
Jan-05									
Feb-05									
Mar-05									
Apr-05									
May-05	1	1	100.00%	0.00%					
Jun-05									
Jul-05									
Aug-05									
Sep-05									
Oct-05									
Nov-05									
Dec-05									

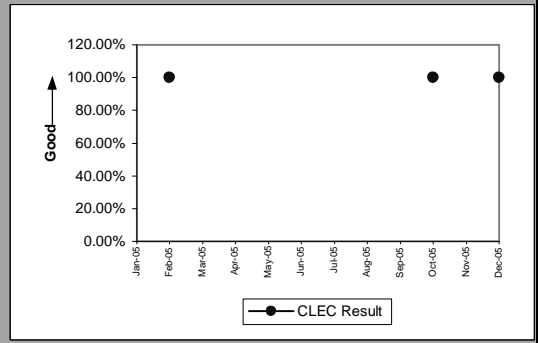


MR-5A - All Troubles Cleared within 4 Hours (Percent) - Interval Zone One

Enhanced Extended Loops - DS0 Capable(Diagnostic)				
Date	CLEC Num	CLEC Denom	CLEC Result	CLEC Std Dev
Jan-05				
Feb-05				
Mar-05				
Apr-05				
May-05				
Jun-05				
Jul-05				
Aug-05				
Sep-05				
Oct-05				
Nov-05				
Dec-05	3	3	100.00%	0.00%

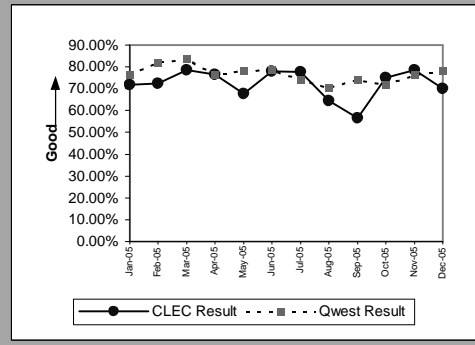


Enhanced Extended Loops - DS3 Capable(Parity)				
Date	CLEC Num	CLEC Denom	CLEC Result	CLEC Std Dev
Jan-05				
Feb-05	1	1	100.00%	0.00%
Mar-05				
Apr-05				
May-05				
Jun-05				
Jul-05				
Aug-05				
Sep-05				
Oct-05	1	1	100.00%	0.00%
Nov-05				
Dec-05	1	1	100.00%	0.00%



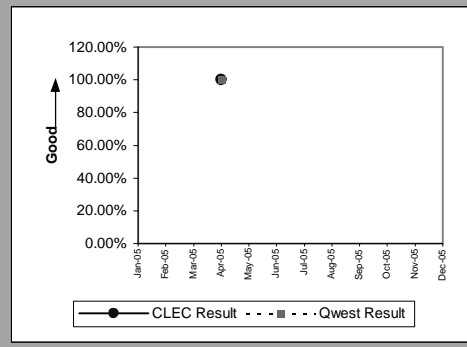
MR-5A - All Troubles Cleared within 4 Hours (Percent) - Interval Zone One

Enhanced Extended Loops - DS1 Capable(Parity)									
Date	CLEC Num	CLEC Denom	CLEC Result	CLEC Std Dev	Qwest Num	Qwest Denom	Qwest Result	Mod Z Scr	Parity Scr
Jan-05	33	46	71.74%	45.03%	111	145	76.55%	0.671263	-0.600957
Feb-05	29	40	72.50%	44.65%	97	118	82.20%	1.386604	-0.218242
Mar-05	33	42	78.57%	41.03%	111	133	83.46%	0.743142	-0.563657
Apr-05	36	47	76.60%	42.34%	75	98	76.53%	-0.008662	-1.005266
May-05	40	59	67.80%	46.73%	115	147	78.23%	1.640679	-0.063951
Jun-05	32	41	78.05%	41.39%	99	126	78.57%	0.070843	-0.952766
Jul-05	38	49	77.55%	41.72%	107	144	74.31%	-0.449104	-1.273036
Aug-05	47	73	64.38%	47.89%	97	138	70.29%	0.893051	-0.47255
Sep-05	34	60	56.67%	49.55%	92	124	74.19%	2.547035	0.431452
Oct-05	39	52	75.00%	43.30%	82	114	71.93%	-0.408306	-1.248233
Nov-05	44	56	78.57%	41.03%	100	131	76.34%	-0.329446	-1.200289
Dec-05	35	50	70.00%	45.83%	94	120	78.33%	1.201712	-0.308374

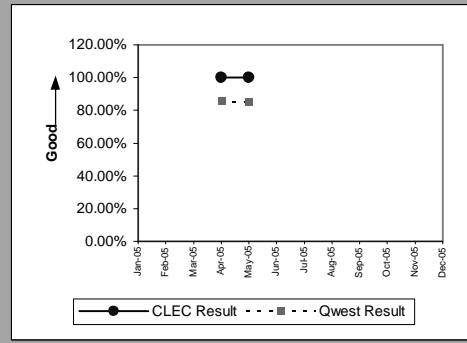


MR-5B - All Troubles Cleared within 4 Hours (Percent) - Interval Zone Two

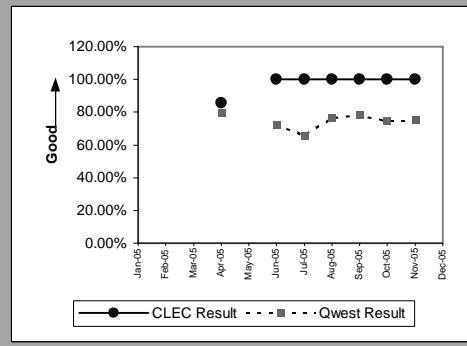
ISDN Primary(Parity)									
Date	CLEC Num	CLEC Denom	CLEC Result	CLEC Std Dev	Qwest Num	Qwest Denom	Qwest Result	Mod Z Scr	Parity Scr
Jan-05									
Feb-05									
Mar-05									
Apr-05	2	2	100.00%	0.00%	15	15	100.00%		
May-05									
Jun-05									
Jul-05									
Aug-05									
Sep-05									
Oct-05									
Nov-05									
Dec-05									



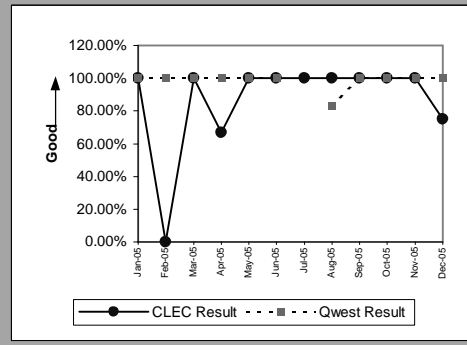
DS0(Parity)									
Date	CLEC Num	CLEC Denom	CLEC Result	CLEC Std Dev	Qwest Num	Qwest Denom	Qwest Result	Mod Z Scr	Parity Scr
Jan-05									
Feb-05									
Mar-05									
Apr-05	1	1	100.00%	0.00%	110	128	85.94%	-0.402949	-1.244976
May-05	1	1	100.00%	0.00%	138	162	85.19%	-0.415748	-1.252757
Jun-05									
Jul-05									
Aug-05									
Sep-05									
Oct-05									
Nov-05									
Dec-05									



DS1(Parity)									
Date	CLEC Num	CLEC Denom	CLEC Result	CLEC Std Dev	Qwest Num	Qwest Denom	Qwest Result	Mod Z Scr	Parity Scr
Jan-05									
Feb-05									
Mar-05									
Apr-05	6	7	85.71%	34.99%	107	134	79.85%	-0.377036	-1.229222
May-05									
Jun-05	2	2	100.00%	0.00%	79	109	72.48%	-0.863602	-1.525033
Jul-05	1	1	100.00%	0.00%	77	117	65.81%	-0.717689	-1.436324
Aug-05	1	1	100.00%	0.00%	104	136	76.47%	-0.552672	-1.336001
Sep-05	1	1	100.00%	0.00%	97	124	78.23%	-0.525475	-1.319466
Oct-05	1	1	100.00%	0.00%	101	135	74.81%	-0.578064	-1.351438
Nov-05	1	1	100.00%	0.00%	105	139	75.54%	-0.567007	-1.344716
Dec-05									

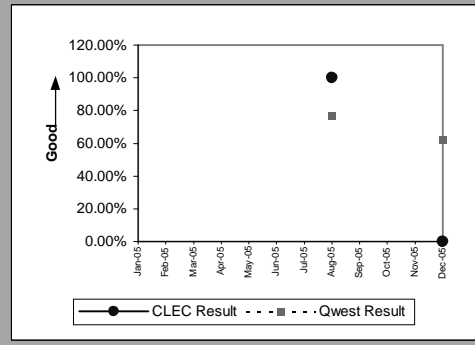


LIS Trunk(Parity)									
Date	CLEC Num	CLEC Denom	CLEC Result	CLEC Std Dev	Qwest Num	Qwest Denom	Qwest Result	Mod Z Scr	Parity Scr
Jan-05	3	3	100.00%	0.00%	3	3	100.00%		
Feb-05	0	1	0.00%	0.00%	1	1	100.00%		-0.589939
Mar-05	5	5	100.00%	0.00%	2	2	100.00%		
Apr-05	2	3	66.67%	47.14%	2	2	100.00%		-0.706925
May-05	2	2	100.00%	0.00%	5	5	100.00%		
Jun-05	2	2	100.00%	0.00%	5	5	100.00%		
Jul-05	4	4	100.00%	0.00%		0			
Aug-05	6	6	100.00%	0.00%	5	6	83.33%	-0.774597	-1.470921
Sep-05	2	2	100.00%	0.00%	2	2	100.00%		
Oct-05	5	5	100.00%	0.00%	12	12	100.00%		
Nov-05	5	5	100.00%	0.00%	1	1	100.00%		
Dec-05	3	4	75.00%	43.30%	3	3	100.00%		-0.669096

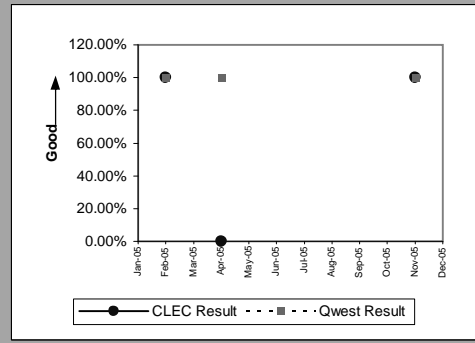


MR-5B - All Troubles Cleared within 4 Hours (Percent) - Interval Zone Two

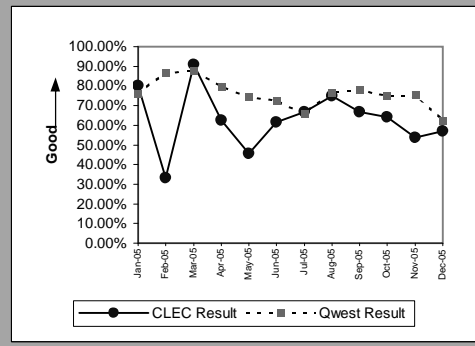
UDIT DS1(Parity)									
Date	CLEC Num	CLEC Denom	CLEC Result	CLEC Std Dev	Qwest Num	Qwest Denom	Qwest Result	Mod Z Scr	Parity Scr
Jan-05									
Feb-05									
Mar-05									
Apr-05									
May-05									
Jun-05									
Jul-05									
Aug-05	1	1	100.00%	0.00%	104	136	76.47%	-0.552672	-1.336001
Sep-05									
Oct-05									
Nov-05									
Dec-05	0	1	0.00%	0.00%	99	159	62.26%	1.280503	-0.463276



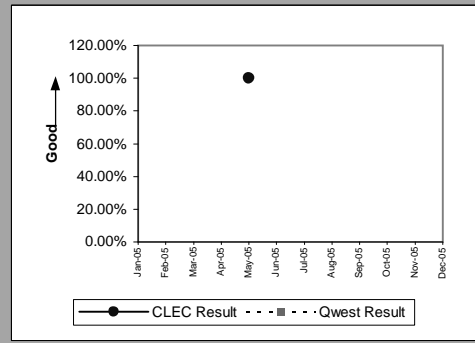
UDIT Above DS1 Level(Parity)									
Date	CLEC Num	CLEC Denom	CLEC Result	CLEC Std Dev	Qwest Num	Qwest Denom	Qwest Result	Mod Z Scr	Parity Scr
Jan-05									
Feb-05	1	1	100.00%	0.00%	3	3	100.00%		
Mar-05									
Apr-05	0	1	0.00%	0.00%	1	1	100.00%		-0.589939
May-05									
Jun-05									
Jul-05									
Aug-05									
Sep-05									
Oct-05									
Nov-05	2	2	100.00%	0.00%	3	3	100.00%		
Dec-05									



Unbundled Loop - DS1 Capable(Parity)									
Date	CLEC Num	CLEC Denom	CLEC Result	CLEC Std Dev	Qwest Num	Qwest Denom	Qwest Result	Mod Z Scr	Parity Scr
Jan-05	4	5	80.00%	40.00%	102	134	76.12%	-0.199829	-1.121487
Feb-05	6	18	33.33%	47.14%	98	113	86.73%	6.200668	1.788692
Mar-05	10	11	90.91%	28.75%	115	131	87.79%	-0.303808	-1.184702
Apr-05	5	8	62.50%	48.41%	107	134	79.85%	1.188509	-0.337864
May-05	10	22	45.45%	49.79%	88	118	74.58%	2.879954	0.586596
Jun-05	8	13	61.54%	48.65%	79	109	72.48%	0.834678	-0.512495
Jul-05	16	24	66.67%	47.14%	77	117	65.81%	-0.080411	-1.048886
Aug-05	9	12	75.00%	43.30%	104	136	76.47%	0.115124	-0.917919
Sep-05	4	6	66.67%	47.14%	97	124	78.23%	0.67003	-0.615617
Oct-05	9	14	64.29%	47.92%	101	135	74.81%	0.863898	-0.493742
Nov-05	7	13	53.85%	49.85%	105	139	75.54%	1.740067	-0.025193
Dec-05	8	14	57.14%	49.49%	99	159	62.26%	0.378986	-0.77419

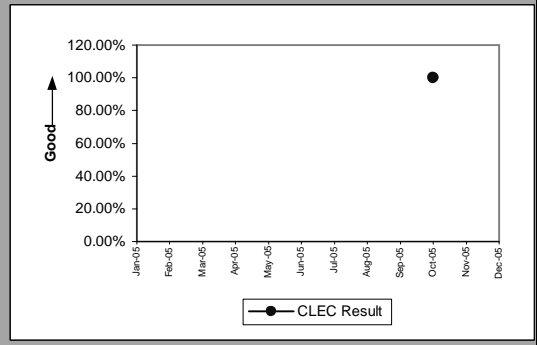


E911(Parity)									
Date	CLEC Num	CLEC Denom	CLEC Result	CLEC Std Dev	Qwest Num	Qwest Denom	Qwest Result	Mod Z Scr	Parity Scr
Jan-05									
Feb-05									
Mar-05									
Apr-05									
May-05	1	1	100.00%	0.00%					
Jun-05									
Jul-05									
Aug-05									
Sep-05									
Oct-05									
Nov-05									
Dec-05									



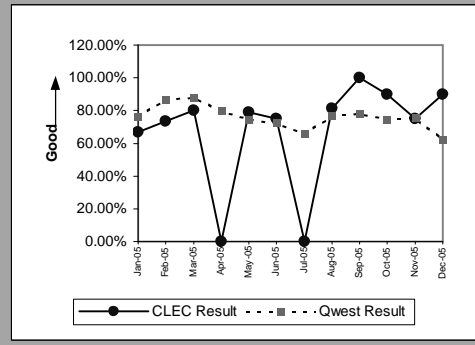
MR-5B - All Troubles Cleared within 4 Hours (Percent) - Interval Zone Two

Enhanced Extended Loops - DS0 Capable(Diagnostic)				
Date	CLEC Num	CLEC Denom	CLEC Result	CLEC Std Dev
Jan-05				
Feb-05				
Mar-05				
Apr-05				
May-05				
Jun-05				
Jul-05				
Aug-05				
Sep-05				
Oct-05	1	1	100.00%	0.00%
Nov-05				
Dec-05				



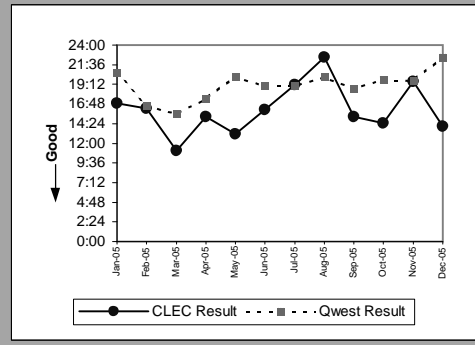
MR-5B - All Troubles Cleared within 4 Hours (Percent) - Interval Zone Two

Enhanced Extended Loops - DS1 Capable(Parity)									
Date	CLEC Num	CLEC Denom	CLEC Result	CLEC Std Dev	Qwest Num	Qwest Denom	Qwest Result	Mod Z Scr	Parity Scr
Jan-05	10	15	66.67%	47.14%	102	134	76.12%	0.814314	-0.521073
Feb-05	11	15	73.33%	44.22%	98	113	86.73%	1.436335	-0.221099
Mar-05	16	20	80.00%	40.00%	115	131	87.79%	0.990498	-0.436186
Apr-05	0	5	0.00%	0.00%	107	134	79.85%	4.370589	1.18667
May-05	15	19	78.95%	40.77%	88	118	74.58%	-0.406095	-1.246888
Jun-05	9	12	75.00%	43.30%	79	109	72.48%	-0.185725	-1.112913
Jul-05	0	5	0.00%	0.00%	77	117	65.81%	3.038179	0.740333
Aug-05	13	16	81.25%	39.03%	104	136	76.47%	-0.426314	-1.25918
Sep-05	4	4	100.00%	0.00%	97	124	78.23%	-1.038561	-1.6314
Oct-05	9	10	90.00%	30.00%	101	135	74.81%	-1.067423	-1.648947
Nov-05	18	24	75.00%	43.30%	105	139	75.54%	0.056787	-0.958626
Dec-05	9	10	90.00%	30.00%	99	159	62.26%	-1.755095	-2.067022

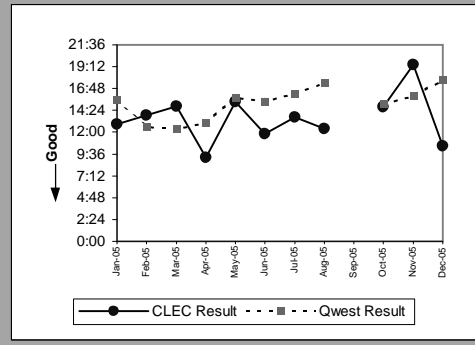


MR-6A - Mean Time to Restore (Hours:Minutes) - Dispatches within MSAs

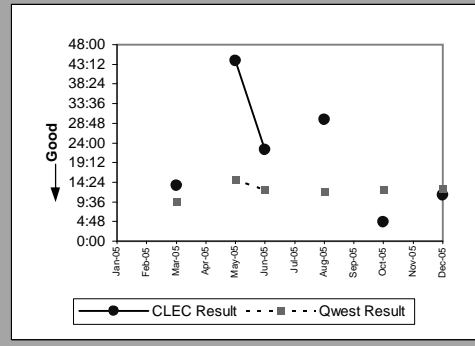
Residence(Parity)									
Date	CLEC Num	CLEC Denom	CLEC Result	CLEC Std Dev	Qwest Num	Qwest Denom	Qwest Result	Mod Z Scr	Parity Scr
Jan-05	828:05	49	16:54	11:50	232925:49	11,284	20:39	-1.566883	-1.952597
Feb-05	584:49	36	16:15	9:57	130176:02	7,865	16:33	-0.102535	-1.062337
Mar-05	611:03	55	11:07	9:01	158294:09	10,100	15:40	-2.64666	-2.609055
Apr-05	611:06	40	15:17	9:38	155547:36	8,904	17:28	-0.669523	-1.407041
May-05	553:07	42	13:10	11:18	209199:29	10,373	20:10	-2.679026	-2.628732
Jun-05	786:57	49	16:04	11:35	194408:48	10,215	19:02	-1.184277	-1.719989
Jul-05	767:01	40	19:11	8:55	228927:34	12,044	19:00	0.06969	-0.918993
Aug-05	1440:49	64	22:31	22:26	224837:53	11,176	20:07	1.09058	-0.306511
Sep-05	917:16	60	15:17	9:07	180788:42	9,681	18:40	-1.262112	-1.767309
Oct-05	1027:51	71	14:29	11:48	211862:54	10,702	19:48	-2.304354	-2.400948
Nov-05	1270:43	65	19:33	12:22	209249:57	10,670	19:37	-0.032924	-1.020016
Dec-05	662:56	47	14:06	9:12	266261:23	11,844	22:29	-3.119335	-2.896421



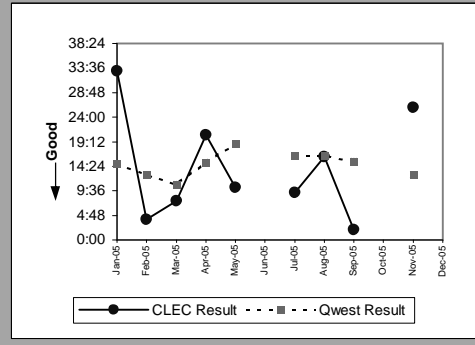
Business(Parity)									
Date	CLEC Num	CLEC Denom	CLEC Result	CLEC Std Dev	Qwest Num	Qwest Denom	Qwest Result	Mod Z Scr	Parity Scr
Jan-05	77:04	6	12:51	9:23	20191:07	1,301	15:31	-0.419049	-1.254764
Feb-05	138:30	10	13:51	13:38	11649:46	923	12:37	0.269539	-0.707131
Mar-05	162:55	11	14:49	14:16	14610:35	1,183	12:21	0.643934	-0.566678
Apr-05	55:26	6	9:14	7:17	15201:54	1,165	13:03	-0.72789	-1.442526
May-05	122:51	8	15:21	15:17	19635:20	1,239	15:51	-0.085794	-1.052159
Jun-05	47:22	4	11:50	9:06	18645:55	1,209	15:25	-0.469128	-1.28521
Jul-05	54:45	4	13:41	13:32	19955:19	1,229	16:14	-0.41078	-1.249737
Aug-05	49:39	4	12:25	8:20	21347:33	1,225	17:26	-0.632063	-1.384267
Sep-05									
Oct-05	103:36	7	14:48	15:44	19331:37	1,279	15:07	-0.056626	-1.034426
Nov-05	135:52	7	19:25	26:21	19976:02	1,253	15:57	0.570937	-0.53259
Dec-05	21:03	2	10:31	11:53	20864:26	1,176	17:45	-0.609849	-1.370762



Centrex(Parity)									
Date	CLEC Num	CLEC Denom	CLEC Result	CLEC Std Dev	Qwest Num	Qwest Denom	Qwest Result	Mod Z Scr	Parity Scr
Jan-05									
Feb-05									
Mar-05	27:18	2	13:39	15:42	521:53	55	9:29	0.47599	-0.492661
Apr-05									
May-05	44:10	1	44:10	0:00	898:10	60	14:58	1.163498	0.171433
Jun-05	22:19	1	22:19	0:00	859:17	68	12:38	0.480314	-0.337723
Jul-05									
Aug-05	59:34	2	29:47	13:42	538:56	45	11:59	2.105655	0.050509
Sep-05									
Oct-05	4:46	1	4:46	0:00	844:49	67	12:37	-0.609065	-1.370285
Nov-05									
Dec-05	22:36	2	11:18	3:18	833:50	65	12:50	-0.15031	-1.091382

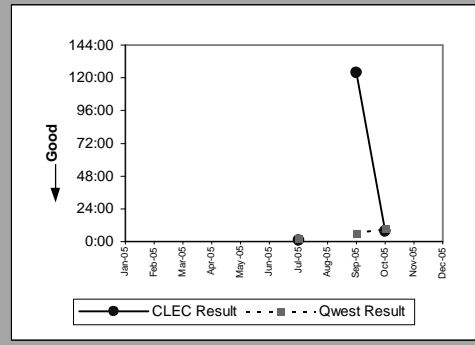


Centrex 21(Parity)									
Date	CLEC Num	CLEC Denom	CLEC Result	CLEC Std Dev	Qwest Num	Qwest Denom	Qwest Result	Mod Z Scr	Parity Scr
Jan-05	66:00	2	33:00	20:23	1761:10	118	14:56	1.971333	-0.088969
Feb-05	16:09	4	4:02	2:59	1277:57	100	12:47	-1.224105	-1.744203
Mar-05	30:35	4	7:39	7:29	1219:19	112	10:53	-0.716793	-1.435779
Apr-05	41:04	2	20:32	0:27	1799:11	119	15:07	0.512459	-0.589939
May-05	30:44	3	10:15	8:29	1949:06	104	18:44	-0.7255	-1.441073
Jun-05									
Jul-05	18:26	2	9:13	8:01	1644:43	100	16:27	-0.832826	-1.506322
Aug-05	48:51	3	16:17	15:16	1699:16	103	16:30	-0.021035	-1.012788
Sep-05	2:01	1	2:01	0:00	1385:10	90	15:23	-0.859105	-1.522299
Oct-05									
Nov-05	25:50	1	25:50	0:00	1117:32	88	12:42	1.246827	-0.145777
Dec-05									

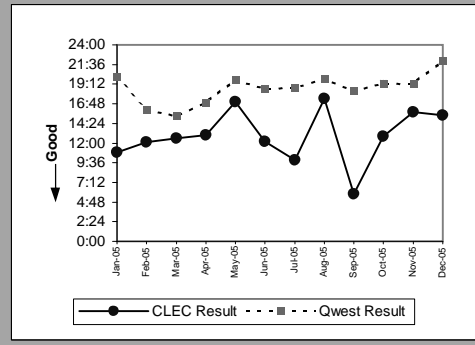


MR-6A - Mean Time to Restore (Hours:Minutes) - Dispatches within MSAs

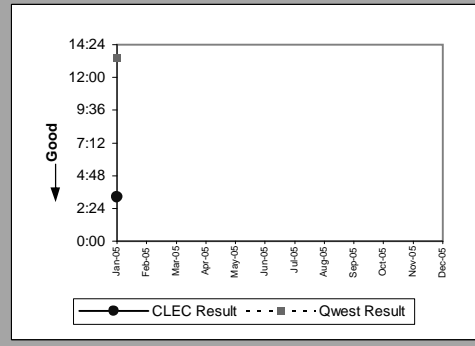
PBX(Parity)									
Date	CLEC Num	CLEC Denom	CLEC Result	CLEC Std Dev	Qwest Num	Qwest Denom	Qwest Result	Mod Z Scr	Parity Scr
Jan-05									
Feb-05									
Mar-05									
Apr-05									
May-05									
Jun-05									
Jul-05	0:46	1	0:46	0:00	16:00	8	2:00	-0.931694	-1.56643
Aug-05									
Sep-05	123:52	1	123:52	0:00	112:11	18	6:14	18.964233	1.261001
Oct-05	7:28	1	7:28	0:00	150:28	16	9:24	-0.182643	-1.111039
Nov-05									
Dec-05									



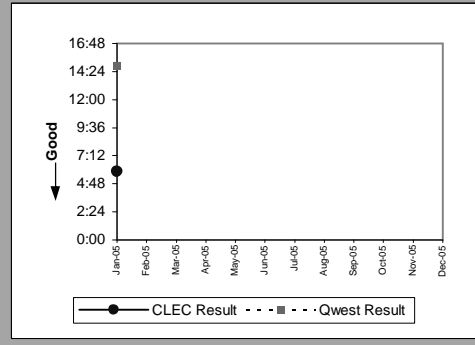
UNE - P (POTS)(Parity)									
Date	CLEC Num	CLEC Denom	CLEC Result	CLEC Std Dev	Qwest Num	Qwest Denom	Qwest Result	Mod Z Scr	Parity Scr
Jan-05	457:33	42	10:54	8:19	253116:56	12,585	20:07	-3.582777	-3.178174
Feb-05	315:54	26	12:09	10:57	141825:48	8,788	16:08	-1.154529	-1.701904
Mar-05	288:34	23	12:33	8:01	172904:44	11,283	15:19	-1.041724	-1.633323
Apr-05	181:25	14	12:57	7:08	170749:30	10,069	16:57	-0.74931	-1.455548
May-05	239:00	14	17:04	16:45	228834:49	11,612	19:42	-0.584169	-1.355149
Jun-05	146:08	12	12:11	7:20	213054:43	11,424	18:39	-1.293026	-1.786104
Jul-05	159:35	16	9:58	6:43	248882:53	13,273	18:45	-2.34113	-2.423306
Aug-05	349:12	20	17:28	16:06	246185:26	12,401	19:51	-0.615129	-1.373972
Sep-05	34:45	6	5:47	6:39	197603:30	10,767	18:21	-1.517926	-1.922833
Oct-05	141:01	11	12:49	9:28	231194:31	11,981	19:18	-1.130435	-1.687256
Nov-05	157:44	10	15:46	11:06	229225:59	11,923	19:14	-0.71891	-1.437066
Dec-05	954:31	62	15:24	15:09	287125:49	13,020	22:03	-2.860965	-2.739343



UNE P (Centrex)(Parity)									
Date	CLEC Num	CLEC Denom	CLEC Result	CLEC Std Dev	Qwest Num	Qwest Denom	Qwest Result	Mod Z Scr	Parity Scr
Jan-05	19:20	6	3:13	1:06	1112:53	83	13:24	-1.823582	-2.108659
Feb-05									
Mar-05									
Apr-05									
May-05									
Jun-05									
Jul-05									
Aug-05									
Sep-05									
Oct-05									
Nov-05									
Dec-05									

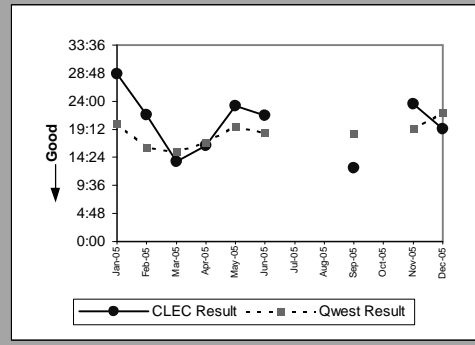


UNE P (Centrex 21)(Parity)									
Date	CLEC Num	CLEC Denom	CLEC Result	CLEC Std Dev	Qwest Num	Qwest Denom	Qwest Result	Mod Z Scr	Parity Scr
Jan-05	5:51	1	5:51		1761:10	118	14:56	-0.702814	-1.427281
Feb-05									
Mar-05									
Apr-05									
May-05									
Jun-05									
Jul-05									
Aug-05									
Sep-05									
Oct-05									
Nov-05									
Dec-05									

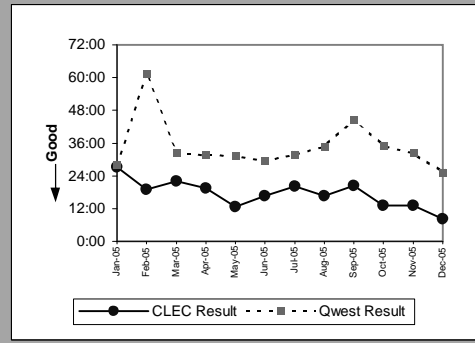


MR-6A - Mean Time to Restore (Hours:Minutes) - Dispatches within MSAs

Line Sharing(Parity)									
Date	CLEC Num	CLEC Denom	CLEC Result	CLEC Std Dev	Qwest Num	Qwest Denom	Qwest Result	Mod Z Scr	Parity Scr
Jan-05	258:02	9	28:40	18:07	253116:56	12,585	20:07	1.541642	-0.116148
Feb-05	86:37	4	21:39	3:01	141825:48	8,788	16:08	0.626997	-0.375085
Mar-05	27:16	2	13:38	14:01	172904:44	11,283	15:19	-0.187166	-1.113789
Apr-05	65:47	4	16:27	9:30	170749:30	10,069	16:57	-0.051308	-1.031193
May-05	92:59	4	23:15	13:43	228834:49	11,612	19:42	0.419515	-0.601346
Jun-05	107:52	5	21:34	10:13	213054:43	11,424	18:39	0.37715	-0.59756
Jul-05									
Aug-05									
Sep-05	50:08	4	12:32	10:26	197603:30	10,767	18:21	-0.574243	-1.349115
Oct-05									
Nov-05	94:04	4	23:31	6:25	229225:59	11,923	19:14	0.565315	-0.578386
Dec-05	57:58	3	19:19	23:01	287125:49	13,020	22:03	-0.258701	-1.157279

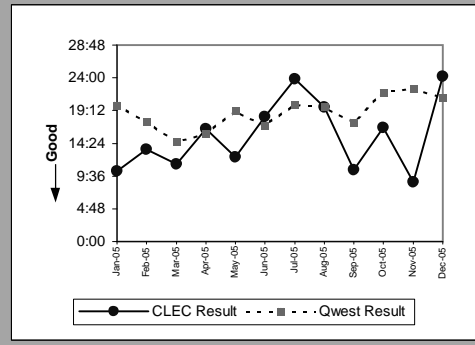


Line Splitting(Parity)									
Date	CLEC Num	CLEC Denom	CLEC Result	CLEC Std Dev	Qwest Num	Qwest Denom	Qwest Result	Mod Z Scr	Parity Scr
Jan-05	54:27	2	27:13	2:16	16319:06	578	28:14	-0.043416	-1.026395
Feb-05	114:32	6	19:05	10:49	35312:03	574	61:31	-0.714249	-1.434233
Mar-05	287:09	13	22:05	16:25	26557:08	818	32:28	-0.526051	-1.319816
Apr-05	58:14	3	19:25	15:10	19827:23	626	31:40	-0.530348	-1.322429
May-05	25:26	2	12:43	11:44	26152:32	830	31:31	-0.699403	-1.425207
Jun-05	99:55	6	16:39	7:27	26616:45	902	29:31	-0.950085	-1.577611
Jul-05	60:38	3	20:13	3:28	26502:38	831	31:54	-0.259325	-1.157658
Aug-05	83:23	5	16:41	7:58	34059:17	982	34:41	-0.39122	-1.237845
Sep-05	82:00	4	20:30	10:50	35617:28	801	44:28	-0.303964	-1.184797
Oct-05	117:30	9	13:03	8:16	31933:27	905	35:17	-0.635125	-1.386128
Nov-05	131:30	10	13:09	8:52	25317:14	780	32:27	-0.532753	-1.323891
Dec-05	41:05	5	8:13	7:54	20807:24	822	25:19	-0.370238	-1.225089

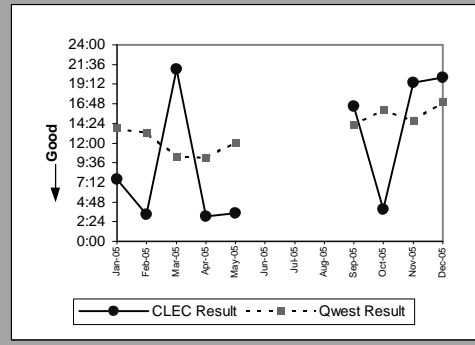


MR-6B - Mean Time to Restore (Hours:Minutes) - Dispatches outside MSAs

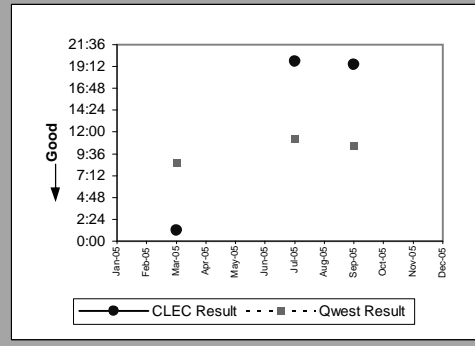
Residence(Parity)									
Date	CLEC Num	CLEC Denom	CLEC Result	CLEC Std Dev	Qwest Num	Qwest Denom	Qwest Result	Mod Z Scr	Parity Scr
Jan-05	113:32	11	10:19	8:59	52529:57	2,628	19:59	-1.910062	-2.161235
Feb-05	148:11	11	13:28	10:03	32758:22	1,863	17:35	-0.896288	-1.544905
Mar-05	79:12	7	11:19	11:18	38307:53	2,623	14:36	-0.627627	-1.38157
Apr-05	181:22	11	16:29	9:02	35620:09	2,263	15:44	0.166133	-0.811085
May-05	74:23	6	12:24	11:58	51849:08	2,715	19:06	-0.935072	-1.568483
Jun-05	237:14	13	18:15	13:20	53193:21	3,126	17:01	0.252044	-0.72919
Jul-05	142:46	6	23:48	11:38	50886:09	2,533	20:05	0.536538	-0.59756
Aug-05	315:49	16	19:44	16:24	59409:14	3,010	19:44	0.000221	-0.878812
Sep-05	158:21	15	10:33	9:42	42193:49	2,414	17:29	-1.538359	-1.935256
Oct-05	351:30	21	16:44	18:28	68516:56	3,136	21:51	-1.269441	-1.771765
Nov-05	78:07	9	8:41	8:09	68257:25	3,043	22:26	-2.047975	-2.24508
Dec-05	266:29	11	24:14	31:05	70574:02	3,346	21:06	0.518864	-0.620054



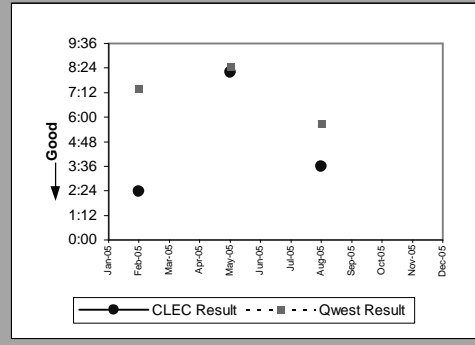
Business(Parity)									
Date	CLEC Num	CLEC Denom	CLEC Result	CLEC Std Dev	Qwest Num	Qwest Denom	Qwest Result	Mod Z Scr	Parity Scr
Jan-05	37:59	5	7:36	9:30	3770:29	273	13:49	-0.916462	-1.557169
Feb-05	3:19	1	3:19	0:00	2581:33	194	13:18	-0.760315	-1.462239
Mar-05	21:01	1	21:01	0:00	2537:12	243	10:26	0.910855	-0.466277
Apr-05	3:02	1	3:02	0:00	2177:55	213	10:13	-0.632754	-1.384687
May-05	6:50	2	3:25	0:33	3554:46	296	12:01	-0.888157	-1.539961
Jun-05									
Jul-05									
Aug-05									
Sep-05	16:29	1	16:29	0:00	2945:50	207	14:14	0.106268	-0.849121
Oct-05	3:53	1	3:53	0:00	4449:09	277	16:04	-0.681631	-1.414402
Nov-05	19:21	1	19:21	0:00	3964:40	268	14:48	0.313853	-0.812684
Dec-05	20:00	1	20:00	0:00	5596:17	329	17:01	0.179022	-0.799857



Centrex 21(Parity)									
Date	CLEC Num	CLEC Denom	CLEC Result	CLEC Std Dev	Qwest Num	Qwest Denom	Qwest Result	Mod Z Scr	Parity Scr
Jan-05									
Feb-05									
Mar-05	1:12	1	1:12	0:00	198:48	23	8:39	-0.933868	-1.567751
Apr-05									
May-05									
Jun-05									
Jul-05	19:48	1	19:48	0:00	112:20	10	11:14	0.616493	-0.574501
Aug-05									
Sep-05	19:26	1	19:26	0:00	63:02	6	10:30	0.80402	-0.871103
Oct-05									
Nov-05									
Dec-05									

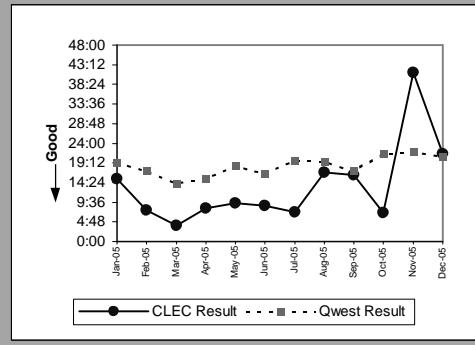


PBX(Parity)									
Date	CLEC Num	CLEC Denom	CLEC Result	CLEC Std Dev	Qwest Num	Qwest Denom	Qwest Result	Mod Z Scr	Parity Scr
Jan-05									
Feb-05	2:22	1	2:22	0:00	37:02	5	7:24	-0.818807	-1.4978
Mar-05									
Apr-05									
May-05	16:22	2	8:11	9:21	33:44	4	8:26	-0.031081	-1.018896
Jun-05									
Jul-05									
Aug-05	3:35	1	3:35	0:00	34:14	6	5:42	-0.240294	-1.146089
Sep-05									
Oct-05									
Nov-05									
Dec-05									

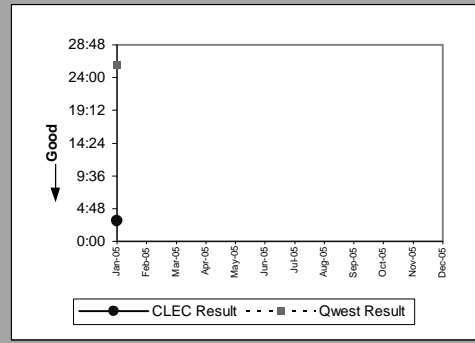


MR-6B - Mean Time to Restore (Hours:Minutes) - Dispatches outside MSAs

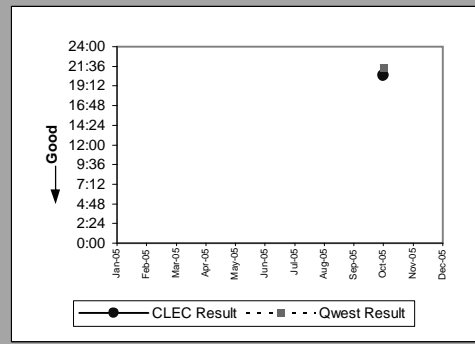
UNE - P (POTS)(Parity)									
Date	CLEC Num	CLEC Denom	CLEC Result	CLEC Std Dev	Qwest Num	Qwest Denom	Qwest Result	Mod Z Scr	Parity Scr
Jan-05	230:26	15	15:22	20:03	56300:26	2,901	19:24	-0.936137	-1.569131
Feb-05	61:03	8	7:38	8:23	35339:55	2,057	17:11	-1.792391	-2.089696
Mar-05	19:53	5	3:59	2:35	40845:05	2,866	14:15	-1.672933	-2.017071
Apr-05	57:12	7	8:10	7:47	37798:04	2,476	15:16	-1.275254	-1.775299
May-05	37:29	4	9:22	10:12	55403:54	3,011	18:24	-1.042274	-1.633658
Jun-05	113:55	13	8:46	7:55	56824:11	3,425	16:35	-1.631299	-1.991759
Jul-05	14:16	2	7:08	7:07	56245:31	2,843	19:47	-0.973591	-1.591901
Aug-05	33:42	2	16:51	7:03	64617:57	3,309	19:32	-0.167605	-1.101897
Sep-05	48:36	3	16:12	19:10	45139:39	2,621	17:13	-0.099884	-1.060725
Oct-05	28:25	4	7:06	5:18	72966:05	3,413	21:23	-1.550021	-1.942346
Nov-05	164:50	4	41:12	46:28	72222:05	3,311	21:49	1.955329	0.101563
Dec-05	278:32	13	21:26	18:06	76170:19	3,675	20:44	0.12735	-0.817472



UNE P (Centrex)(Parity)									
Date	CLEC Num	CLEC Denom	CLEC Result	CLEC Std Dev	Qwest Num	Qwest Denom	Qwest Result	Mod Z Scr	Parity Scr
Jan-05	3:00	1	3:00		77:43	3	25:54	-0.598952	-1.364137
Feb-05									
Mar-05									
Apr-05									
May-05									
Jun-05									
Jul-05									
Aug-05									
Sep-05									
Oct-05									
Nov-05									
Dec-05									

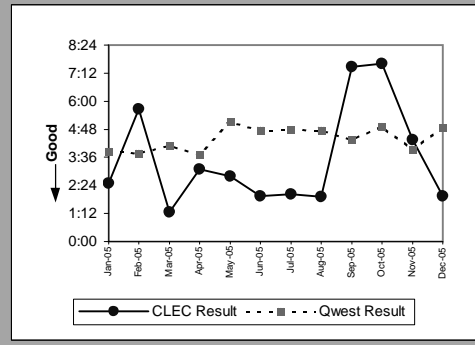


Line Sharing(Parity)									
Date	CLEC Num	CLEC Denom	CLEC Result	CLEC Std Dev	Qwest Num	Qwest Denom	Qwest Result	Mod Z Scr	Parity Scr
Jan-05									
Feb-05									
Mar-05									
Apr-05									
May-05									
Jun-05									
Jul-05									
Aug-05									
Sep-05									
Oct-05	20:30	1	20:30	0:00	72966:05	3,413	21:23	-0.047737	-1.029022
Nov-05									
Dec-05									

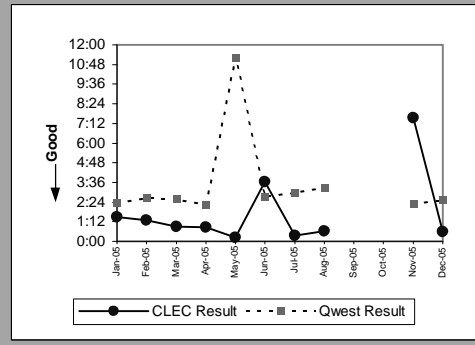


MR-6C - Mean Time to Restore (Hours:Minutes) - No dispatches

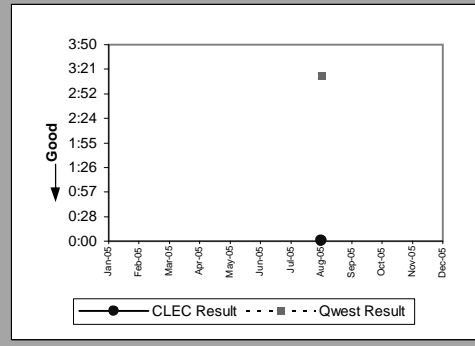
Residence(Parity)									
Date	CLEC Num	CLEC Denom	CLEC Result	CLEC Std Dev	Qwest Num	Qwest Denom	Qwest Result	Mod Z Scr	Parity Scr
Jan-05	12:28	5	2:30	3:00	8393:46	2,178	3:51	-0.450041	-1.273605
Feb-05	22:41	4	5:40	7:19	7506:45	1,997	3:46	0.600333	-0.566798
Mar-05	13:53	11	1:16	1:52	10110:52	2,461	4:07	-1.491206	-1.906589
Apr-05	15:29	5	3:06	3:00	7876:39	2,118	3:43	-0.231191	-1.140554
May-05	27:51	10	2:47	5:10	11456:26	2,238	5:07	-0.195974	-1.119144
Jun-05	23:29	12	1:57	1:44	11691:00	2,452	4:46	-1.282951	-1.779979
Jul-05	22:12	11	2:01	5:20	11250:54	2,355	4:47	-1.316645	-1.800463
Aug-05	21:10	11	1:55	3:44	11417:52	2,393	4:46	-1.263874	-1.768381
Sep-05	59:42	8	7:28	7:22	8645:10	1,988	4:21	1.14081	-0.254324
Oct-05	22:50	3	7:37	12:34	10506:03	2,130	4:56	0.529929	-0.584181
Nov-05	17:26	4	4:21	4:57	7342:29	1,874	3:55	0.132069	-0.773928
Dec-05	7:44	4	1:56	1:49	9200:40	1,881	4:53	-0.733604	-1.445999



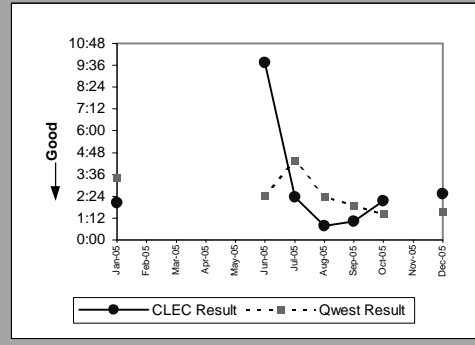
Business(Parity)									
Date	CLEC Num	CLEC Denom	CLEC Result	CLEC Std Dev	Qwest Num	Qwest Denom	Qwest Result	Mod Z Scr	Parity Scr
Jan-05	7:24	5	1:29	1:04	1071:18	458	2:20	-0.417214	-1.253648
Feb-05	3:55	3	1:18	1:31	1012:50	381	2:40	-0.48578	-1.295333
Mar-05	6:27	7	0:55	2:03	1173:12	458	2:34	-0.878442	-1.534055
Apr-05	0:52	1	0:52	0:00	949:41	420	2:16	-0.313227	-1.190429
May-05	0:29	2	0:14	0:18	4764:10	425	11:13	-0.085855	-1.052196
Jun-05	18:04	5	3:37	3:10	1336:09	488	2:44	0.320252	-0.649263
Jul-05	0:40	2	0:20	0:21	1251:19	419	2:59	-0.697892	-1.424288
Aug-05	0:37	1	0:37	0:00	1400:07	426	3:17	-0.234891	-1.142804
Sep-05									
Oct-05									
Nov-05	22:40	3	7:33	10:58	894:30	385	2:19	1.557369	-0.064841
Dec-05	1:12	2	0:36	0:47	881:58	349	2:32	-0.546361	-1.332164



Centrex(Parity)									
Date	CLEC Num	CLEC Denom	CLEC Result	CLEC Std Dev	Qwest Num	Qwest Denom	Qwest Result	Mod Z Scr	Parity Scr
Jan-05									
Feb-05									
Mar-05									
Apr-05									
May-05									
Jun-05									
Jul-05									
Aug-05	0:01	1	0:01	0:00	113:20	35	3:14	-0.611643	-1.371853
Sep-05									
Oct-05									
Nov-05									
Dec-05									

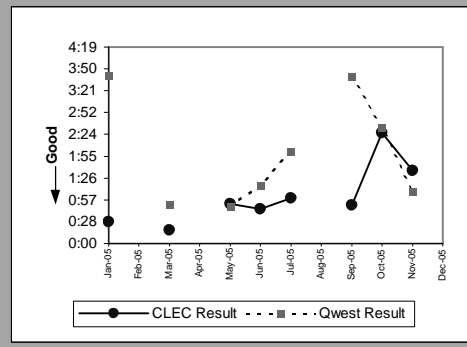


Centrex 21(Parity)									
Date	CLEC Num	CLEC Denom	CLEC Result	CLEC Std Dev	Qwest Num	Qwest Denom	Qwest Result	Mod Z Scr	Parity Scr
Jan-05	2:02	1	2:02		175:18	51	3:26	-0.243825	-1.148235
Feb-05									
Mar-05									
Apr-05									
May-05									
Jun-05	19:30	2	9:45	12:11	116:02	48	2:25	2.431023	0.030729
Jul-05	2:22	1	2:22	0:00	178:35	41	4:21	-0.263651	-1.160288
Aug-05	0:47	1	0:47	0:00	92:45	39	2:23	-0.317937	-1.193292
Sep-05	2:05	2	1:02	1:24	63:20	33	1:55	-0.450816	-1.274077
Oct-05	2:08	1	2:08	0:00	44:50	31	1:27	0.203966	-0.448115
Nov-05									
Dec-05	2:32	1	2:32	0:00	29:07	19	1:32	0.30572	-0.390395

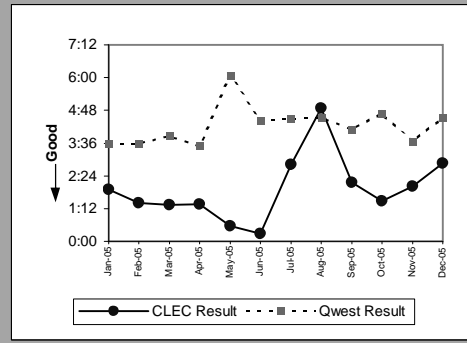


MR-6C - Mean Time to Restore (Hours:Minutes) - No dispatches

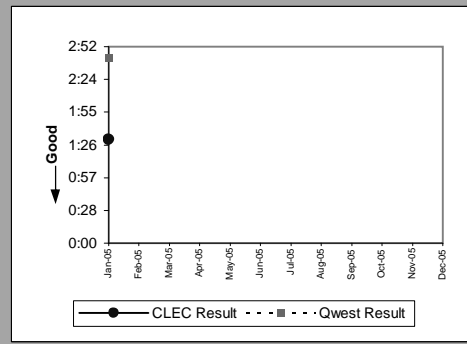
PBX(Parity)									
Date	CLEC Num	CLEC Denom	CLEC Result	CLEC Std Dev	Qwest Num	Qwest Denom	Qwest Result	Mod Z Scr	Parity Scr
Jan-05	0:29	1	0:29		110:37	30	3:41	-0.238107	-1.144759
Feb-05									
Mar-05	0:18	1	0:18	0:00	22:51	27	0:51	-0.70408	-1.42805
Apr-05									
May-05	0:52	1	0:52	0:00	20:34	25	0:49	0.037631	-0.707131
Jun-05	0:46	1	0:46	0:00	70:21	55	1:17	-0.212077	-1.128934
Jul-05	1:59	2	1:00	0:28	69:20	34	2:02	-0.35239	-1.214238
Aug-05									
Sep-05	0:51	1	0:51	0:00	95:23	26	3:40	-0.188153	-1.114389
Oct-05	2:26	1	2:26	0:00	107:11	42	2:33	-0.022294	-1.013554
Nov-05	1:36	1	1:36	0:00	33:53	30	1:08	0.355744	-0.507618
Dec-05									



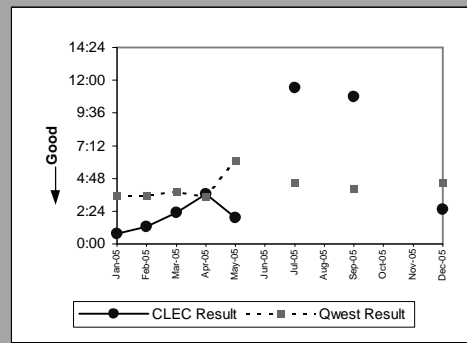
UNE - P (POTS)(Parity)									
Date	CLEC Num	CLEC Denom	CLEC Result	CLEC Std Dev	Qwest Num	Qwest Denom	Qwest Result	Mod Z Scr	Parity Scr
Jan-05	34:19	18	1:54	2:58	9465:04	2,636	3:35	-1.103634	-1.670962
Feb-05	9:58	7	1:25	1:27	8519:35	2,378	3:35	-0.927052	-1.563607
Mar-05	5:20	4	1:20	2:00	11284:04	2,919	3:52	-0.824138	-1.50104
Apr-05	6:45	5	1:21	1:19	8826:20	2,538	3:29	-0.818598	-1.497672
May-05	1:42	3	0:34	0:27	16220:36	2,663	6:05	-0.119856	-1.072867
Jun-05	1:44	6	0:17	0:16	13027:09	2,940	4:26	-1.372882	-1.834653
Jul-05	16:55	6	2:49	4:05	12502:13	2,774	4:30	-0.611667	-1.371867
Aug-05	19:28	4	4:52	8:53	12817:59	2,819	4:33	0.078117	-0.815877
Sep-05	6:26	3	2:09	2:36	9784:58	2,387	4:06	-0.428031	-1.260224
Oct-05	4:23	3	1:28	1:34	11661:24	2,484	4:42	-0.653242	-1.397143
Nov-05	12:06	6	2:01	2:11	8236:59	2,259	3:39	-0.608886	-1.370177
Dec-05	28:27	10	2:51	4:40	10082:38	2,230	4:31	-0.68665	-1.417454



UNE P (Centrex)(Parity)									
Date	CLEC Num	CLEC Denom	CLEC Result	CLEC Std Dev	Qwest Num	Qwest Denom	Qwest Result	Mod Z Scr	Parity Scr
Jan-05	7:37	5	1:31	0:55	143:56	53	2:43	-0.771524	-1.469053
Feb-05									
Mar-05									
Apr-05									
May-05									
Jun-05									
Jul-05									
Aug-05									
Sep-05									
Oct-05									
Nov-05									
Dec-05									

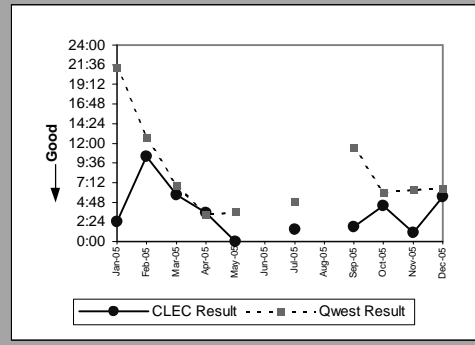


Line Sharing(Parity)									
Date	CLEC Num	CLEC Denom	CLEC Result	CLEC Std Dev	Qwest Num	Qwest Denom	Qwest Result	Mod Z Scr	Parity Scr
Jan-05	1:31	2	0:45	0:26	9465:04	2,636	3:35	-0.620538	-1.377261
Feb-05	2:34	2	1:17	0:35	8519:35	2,378	3:35	-0.528328	-1.321201
Mar-05	4:36	2	2:18	1:36	11284:04	2,919	3:52	-0.360428	-1.219125
Apr-05	21:54	6	3:39	4:56	8826:20	2,538	3:29	0.072615	-0.849121
May-05	5:41	3	1:54	2:36	16220:36	2,663	6:05	-0.091049	-1.055354
Jun-05									
Jul-05	34:17	3	11:26	17:02	12502:13	2,774	4:30	1.774822	-0.049628
Aug-05									
Sep-05	10:47	1	10:47	0:00	9784:58	2,387	4:06	0.845333	-0.337723
Oct-05									
Nov-05									
Dec-05	2:31	1	2:31	0:00	10082:38	2,230	4:31	-0.26019	-1.158184



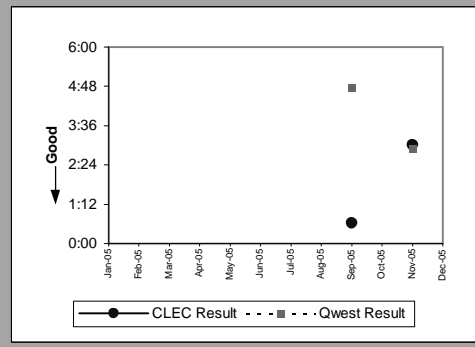
MR-6C - Mean Time to Restore (Hours:Minutes) - No dispatches

Line Splitting(Parity)									
Date	CLEC Num	CLEC Denom	CLEC Result	CLEC Std Dev	Qwest Num	Qwest Denom	Qwest Result	Mod Z Scr	Parity Scr
Jan-05	4:55	2	2:27	2:21	33406:09	1,573	21:14	-0.557387	-1.338867
Feb-05	20:45	2	10:22	0:01	15050:12	1,184	12:43	-0.07689	-1.046746
Mar-05	5:41	1	5:41	0:00	19205:17	2,775	6:55	-0.042167	-1.025636
Apr-05	14:03	4	3:31	2:04	13524:24	4,077	3:19	0.023822	-0.605118
May-05	0:07	4	0:02	0:01	14113:09	3,960	3:34	-0.590229	-1.358834
Jun-05									
Jul-05	1:27	1	1:27	0:00	17831:31	3,605	4:57	-0.248126	-1.15085
Aug-05									
Sep-05	1:50	1	1:50	0:00	43251:21	3,773	11:28	-0.279467	-1.169904
Oct-05	13:16	3	4:25	4:21	27266:48	4,510	6:03	-0.099277	-1.060356
Nov-05	3:14	3	1:05	0:55	27960:23	4,416	6:20	-0.406975	-1.247423
Dec-05	10:54	2	5:27	4:02	29689:14	4,589	6:28	-0.07367	-1.044788

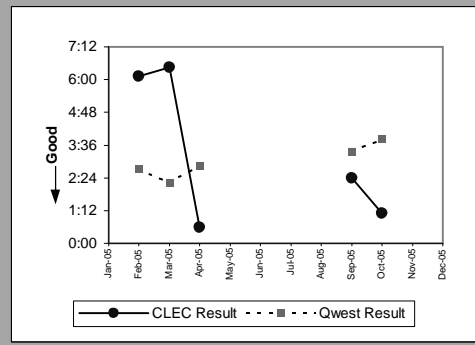


MR-6D - Mean Time to Restore (Hours:Minutes) - Interval Zone One

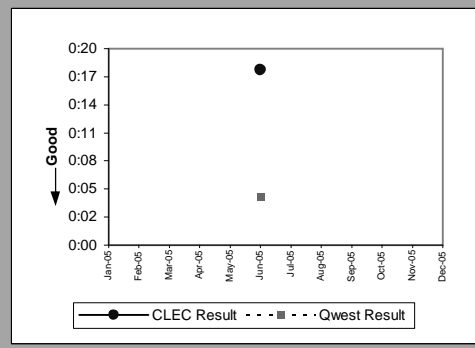
DS0(Parity)									
Date	CLEC Num	CLEC Denom	CLEC Result	CLEC Std Dev	Qwest Num	Qwest Denom	Qwest Result	Mod Z Scr	Parity Scr
Jan-05									
Feb-05									
Mar-05									
Apr-05									
May-05									
Jun-05									
Jul-05									
Aug-05									
Sep-05	0:37	1	0:37	0:00	728:36	153	4:46	-0.29942	-1.182034
Oct-05									
Nov-05	3:01	1	3:01	0:00	473:08	163	2:54	0.021372	-0.603234
Dec-05									



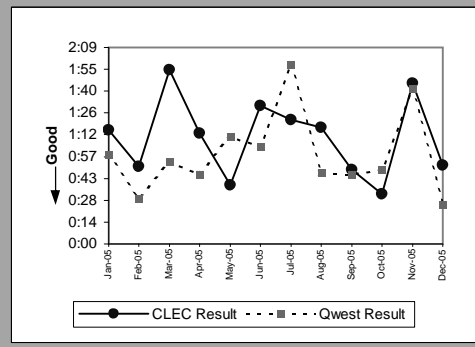
DS1(Parity)									
Date	CLEC Num	CLEC Denom	CLEC Result	CLEC Std Dev	Qwest Num	Qwest Denom	Qwest Result	Mod Z Scr	Parity Scr
Jan-05									
Feb-05	6:07	1	6:07	0:00	320:03	118	2:43	0.970784	-0.237886
Mar-05	6:27	1	6:27	0:00	297:01	133	2:14	1.609929	-0.145777
Apr-05	0:35	1	0:35	0:00	280:28	98	2:52	-0.69806	-1.42439
May-05									
Jun-05									
Jul-05									
Aug-05									
Sep-05	4:49	2	2:24	2:26	419:50	124	3:23	-0.186611	-1.113451
Oct-05	1:06	1	1:06	0:00	437:21	114	3:50	-0.455822	-1.27712
Nov-05									
Dec-05									



DS3(Parity)									
Date	CLEC Num	CLEC Denom	CLEC Result	CLEC Std Dev	Qwest Num	Qwest Denom	Qwest Result	Mod Z Scr	Parity Scr
Jan-05									
Feb-05									
Mar-05									
Apr-05									
May-05									
Jun-05	0:18	1	0:18	0:00	0:10	2	0:05	7.506246	-1.003048
Jul-05									
Aug-05									
Sep-05									
Oct-05									
Nov-05									
Dec-05									

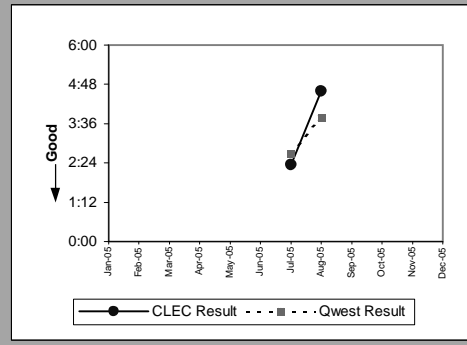


LIS Trunk(Parity)									
Date	CLEC Num	CLEC Denom	CLEC Result	CLEC Std Dev	Qwest Num	Qwest Denom	Qwest Result	Mod Z Scr	Parity Scr
Jan-05	13:41	11	1:15	1:08	2:57	3	0:59	0.708833	-0.932811
Feb-05	3:24	4	0:51	0:54	4:02	8	0:30	0.722151	-0.603234
Mar-05	9:34	5	1:55	1:38	6:15	7	0:54	2.630464	0.143441
Apr-05	3:40	3	1:13	0:27	2:17	3	0:46	1.544474	-0.948124
May-05	3:57	6	0:39	0:33	11:49	10	1:11	-0.935107	-1.568505
Jun-05	13:40	9	1:31	1:57	11:47	11	1:04	1.514234	-0.780447
Jul-05	13:37	10	1:22	0:45	5:55	3	1:58	-0.748054	-1.454785
Aug-05	11:37	9	1:17	1:25	7:49	10	0:47	0.9837	-0.631107
Sep-05	7:23	9	0:49	0:35	2:19	3	0:46	0.115305	-1.003048
Oct-05	6:05	11	0:33	0:36	15:24	19	0:49	-1.628663	-1.990157
Nov-05	14:07	8	1:46	1:29	10:13	6	1:42	0.216557	-0.932811
Dec-05	6:55	8	0:52	0:41	1:45	4	0:26	2.0348	-0.217395

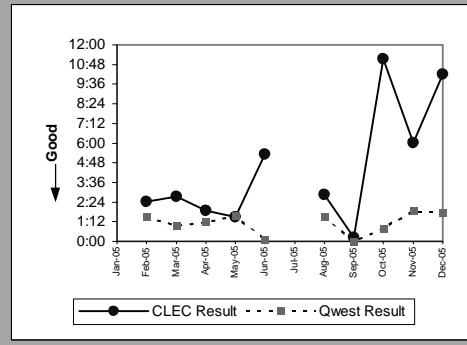


MR-6D - Mean Time to Restore (Hours:Minutes) - Interval Zone One

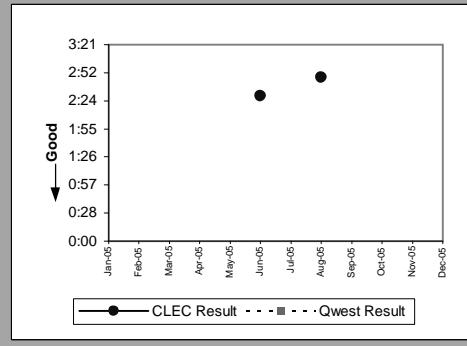
UDIT DS1(Parity)									
Date	CLEC Num	CLEC Denom	CLEC Result	CLEC Std Dev	Qwest Num	Qwest Denom	Qwest Result	Mod Z Scr	Parity Scr
Jan-05									
Feb-05									
Mar-05									
Apr-05									
May-05									
Jun-05									
Jul-05	2:21	1	2:21	0:00	385:42	144	2:41	-0.103663	-1.063022
Aug-05	18:22	4	4:36	2:03	520:40	138	3:46	0.351139	-0.72582
Sep-05									
Oct-05									
Nov-05									
Dec-05									



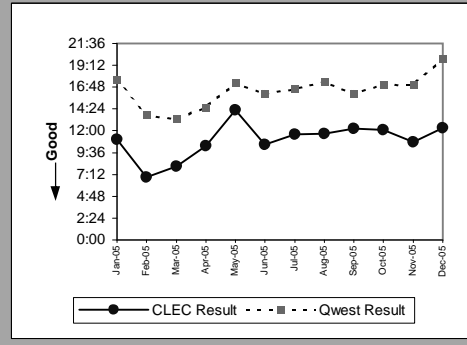
UDIT Above DS1 Level(Parity)									
Date	CLEC Num	CLEC Denom	CLEC Result	CLEC Std Dev	Qwest Num	Qwest Denom	Qwest Result	Mod Z Scr	Parity Scr
Jan-05									
Feb-05	2:26	1	2:26	0:00	1:30	1	1:30		
Mar-05	10:55	4	2:44	1:17	3:52	4	0:58	3.260933	1.261001
Apr-05	3:44	2	1:52	0:44	8:08	7	1:10	0.723961	-0.486156
May-05	1:30	1	1:30	0:00	3:05	2	1:33	-0.050649	-1.030792
Jun-05	21:18	4	5:19	6:23	0:10	2	0:05	256.81377	1.261001
Jul-05									
Aug-05	2:51	1	2:51	0:00	9:00	6	1:30	1.254327	-0.165759
Sep-05	0:15	1	0:15	0:00	0:01	1	0:01		
Oct-05	22:17	2	11:08	9:53	0:47	1	0:47		
Nov-05	36:08	6	6:01	4:01	7:32	4	1:53	2.037218	-0.332179
Dec-05	40:43	4	10:11	9:05	1:46	1	1:46		



Dark Fiber - IOF(Parity)									
Date	CLEC Num	CLEC Denom	CLEC Result	CLEC Std Dev	Qwest Num	Qwest Denom	Qwest Result	Mod Z Scr	Parity Scr
Jan-05									
Feb-05									
Mar-05									
Apr-05									
May-05									
Jun-05	2:29	1	2:29	0:00					
Jul-05									
Aug-05	2:48	1	2:48	0:00					
Sep-05									
Oct-05									
Nov-05									
Dec-05									

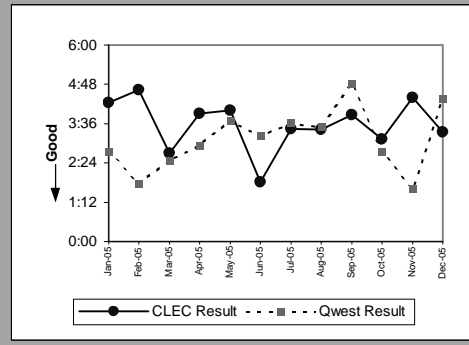


Unbundled Loop Analog(Parity)									
Date	CLEC Num	CLEC Denom	CLEC Result	CLEC Std Dev	Qwest Num	Qwest Denom	Qwest Result	Mod Z Scr	Parity Scr
Jan-05	2428:57	220	11:02	9:59	261526:22	14,868	17:35	-5.802471	-4.527652
Feb-05	1203:49	174	6:55	7:30	149148:48	10,852	13:45	-5.320538	-4.234657
Mar-05	1640:09	202	8:07	8:16	182722:03	13,780	13:16	-5.738984	-4.489055
Apr-05	1877:53	182	10:19	8:32	178418:33	12,265	14:33	-2.985872	-2.815281
May-05	3610:30	253	14:16	16:33	239885:41	13,927	17:13	-2.093678	-2.272866
Jun-05	2038:08	194	10:30	8:55	224067:32	13,925	16:05	-4.568309	-3.777335
Jul-05	2839:12	245	11:35	9:22	259746:43	15,668	16:35	-5.184379	-4.151878
Aug-05	3428:35	293	11:42	9:45	257011:54	14,774	17:24	-5.611379	-4.411476
Sep-05	2244:23	183	12:16	11:36	205989:50	12,810	16:05	-2.629819	-2.598816
Oct-05	4046:28	335	12:05	9:47	241109:18	14,109	17:05	-4.882072	-3.968089
Nov-05	2720:34	252	10:48	9:15	236463:05	13,871	17:03	-6.438765	-4.914491
Dec-05	2935:45	238	12:20	10:32	294350:15	14,793	19:54	-6.320727	-4.842729

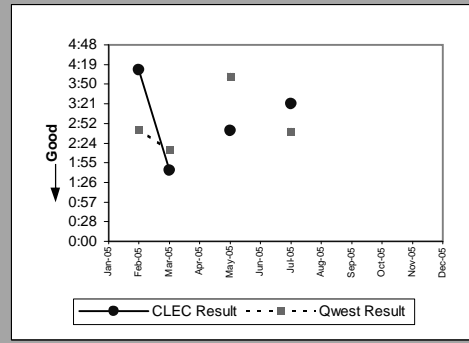


MR-6D - Mean Time to Restore (Hours:Minutes) - Interval Zone One

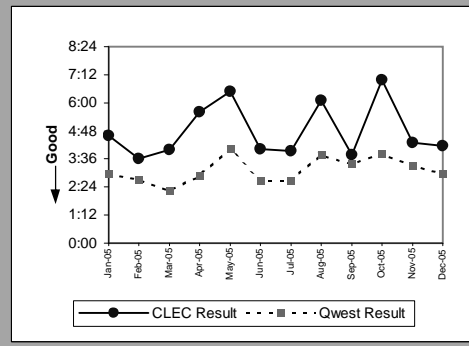
Unbundled Loop - 2 Wire Non-Loaded(Parity)									
Date	CLEC Num	CLEC Denom	CLEC Result	CLEC Std Dev	Qwest Num	Qwest Denom	Qwest Result	Mod Z Scr	Parity Scr
Jan-05	148:20	35	4:14	3:29	148:20	54	2:45	0.771046	-0.820658
Feb-05	124:59	27	4:38	5:30	130:56	75	1:45	4.152095	0.438194
Mar-05	94:14	35	2:42	1:33	151:38	61	2:29	0.197205	-0.888126
Apr-05	129:08	33	3:55	3:46	207:53	71	2:56	1.106107	-0.499108
May-05	143:43	36	4:00	3:03	221:47	60	3:42	0.245693	-0.856967
Jun-05	14:33	8	1:49	1:31	189:33	59	3:13	-0.694139	-1.422007
Jul-05	24:01	7	3:26	3:04	177:11	49	3:37	-0.064574	-1.039258
Aug-05	119:32	35	3:25	3:13	304:07	87	3:30	-0.107937	-1.065621
Sep-05	115:59	30	3:52	4:09	312:57	65	4:49	-0.363117	-1.22076
Oct-05	172:41	55	3:08	3:12	115:00	42	2:44	0.560903	-0.72582
Nov-05	140:56	32	4:24	6:22	62:32	39	1:36	6.319802	0.878728
Dec-05	180:21	54	3:20	2:51	170:13	39	4:22	-0.382034	-1.23226



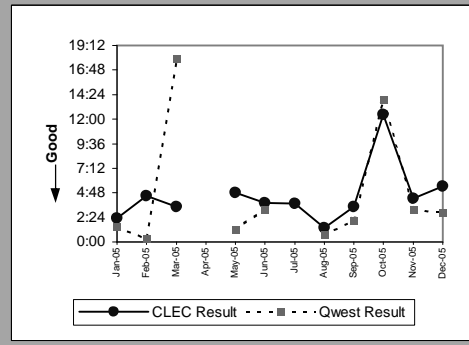
Unbundled Loop - 4 Wire Non-Loaded(Parity)									
Date	CLEC Num	CLEC Denom	CLEC Result	CLEC Std Dev	Qwest Num	Qwest Denom	Qwest Result	Mod Z Scr	Parity Scr
Jan-05									
Feb-05	4:11	1	4:11	0:00	320:03	118	2:43	0.419478	-0.466277
Mar-05	3:29	2	1:44	0:05	297:01	133	2:14	-0.264415	-1.160753
Apr-05									
May-05	2:42	1	2:42	0:00	593:32	147	4:02	-0.20309	-1.12347
Jun-05									
Jul-05	3:22	1	3:22	0:00	385:42	144	2:41	0.217188	-0.642039
Aug-05									
Sep-05									
Oct-05									
Nov-05									
Dec-05									



Unbundled Loop - DS1 Capable(Parity)									
Date	CLEC Num	CLEC Denom	CLEC Result	CLEC Std Dev	Qwest Num	Qwest Denom	Qwest Result	Mod Z Scr	Parity Scr
Jan-05	416:38	91	4:35	5:25	431:48	145	2:59	3.495276	0.49391
Feb-05	277:59	77	3:37	2:48	320:03	118	2:43	1.755121	-0.1291
Mar-05	382:15	96	3:59	3:55	297:01	133	2:14	5.003527	1.261001
Apr-05	442:18	79	5:36	7:33	280:28	98	2:52	5.573422	0.749798
May-05	571:14	88	6:29	10:43	593:32	147	4:02	2.773311	0.261422
Jun-05	342:37	85	4:02	3:19	335:56	126	2:40	3.15323	0.414319
Jul-05	283:36	72	3:56	3:20	385:42	144	2:41	2.765417	0.49391
Aug-05	634:18	104	6:06	7:21	520:40	138	3:46	3.896651	1.368995
Sep-05	245:54	65	3:47	3:29	419:50	124	3:23	0.353097	-0.770658
Oct-05	899:53	129	6:59	8:52	437:21	114	3:50	4.086082	1.484162
Nov-05	406:53	95	4:17	4:03	433:11	131	3:18	1.452172	-0.270234
Dec-05	344:09	83	4:09	4:08	358:46	120	2:59	2.028603	0.024371

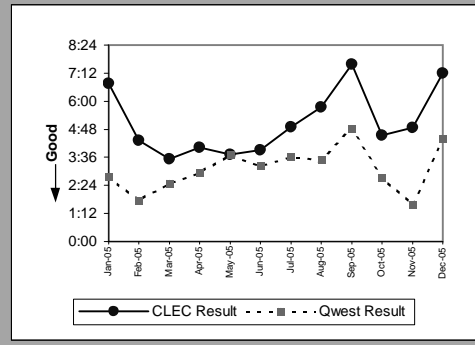


Unbundled Loop - XDSL(Parity)									
Date	CLEC Num	CLEC Denom	CLEC Result	CLEC Std Dev	Qwest Num	Qwest Denom	Qwest Result	Mod Z Scr	Parity Scr
Jan-05	16:23	7	2:20	2:27	4:28	3	1:29	0.836222	-0.707131
Feb-05	13:36	3	4:32	2:37	0:18	1	0:18		
Mar-05	6:50	2	3:25	0:40	35:44	2	17:52	-2.279038	-2.385557
Apr-05									
May-05	19:21	4	4:50	3:48	4:53	4	1:13	7.231499	-0.206808
Jun-05	99:12	26	3:49	2:46	3:10	1	3:10		
Jul-05	56:08	15	3:45	2:22		0			
Aug-05	10:51	8	1:21	1:11	2:02	3	0:41	3.163293	-0.459523
Sep-05	10:16	3	3:25	2:14	2:09	1	2:09		
Oct-05	12:27	1	12:27	0:00	27:45	2	13:52	-0.07695	-1.046782
Nov-05	8:34	2	4:17	1:16	6:21	2	3:10	0.264916	-0.798247
Dec-05	5:25	1	5:25	0:00	5:43	2	2:52	0.735463	-0.601346

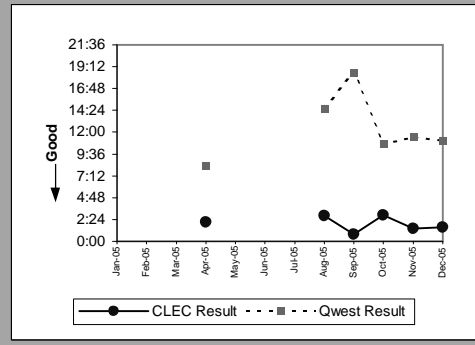


MR-6D - Mean Time to Restore (Hours:Minutes) - Interval Zone One

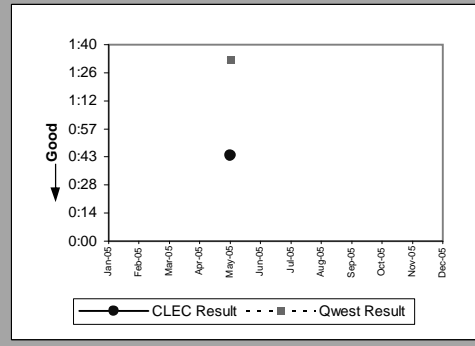
Unbundled Loop ISDN Capable(Parity)									
Date	CLEC Num	CLEC Denom	CLEC Result	CLEC Std Dev	Qwest Num	Qwest Denom	Qwest Result	Mod Z Scr	Parity Scr
Jan-05	135:25	20	6:46	7:12	148:20	54	2:45	1.724881	-0.450412
Feb-05	90:42	21	4:19	7:51	130:56	75	1:45	3.368719	-0.022863
Mar-05	84:51	24	3:32	3:46	151:38	61	2:29	0.881747	-0.538711
Apr-05	60:33	15	4:02	4:53	207:53	71	2:56	0.922905	-0.470743
May-05	93:18	25	3:44	2:30	221:47	60	3:42	0.0262	-0.932811
Jun-05	101:12	26	3:54	4:30	189:33	59	3:13	0.541647	-0.679437
Jul-05	73:31	15	4:54	5:20	177:11	49	3:37	0.614122	-0.654649
Aug-05	45:55	8	5:44	4:15	304:07	87	3:30	1.633068	-0.153888
Sep-05	45:29	6	7:35	6:30	312:57	65	4:49	0.547777	-0.441177
Oct-05	154:45	34	4:33	5:30	115:00	42	2:44	2.249666	-0.022863
Nov-05	97:12	20	4:52	4:04	62:32	39	1:36	6.372864	1.261001
Dec-05	108:01	15	7:12	10:26	170:13	39	4:22	0.731454	-0.679437



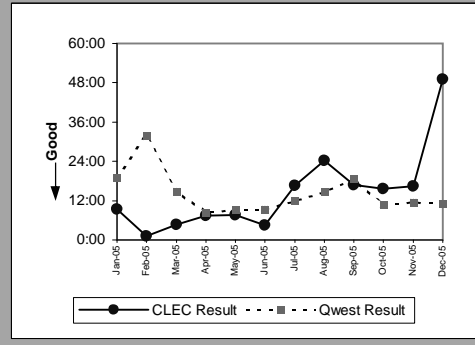
Unbundled Loop - ADSL Qualified(Parity)									
Date	CLEC Num	CLEC Denom	CLEC Result	CLEC Std Dev	Qwest Num	Qwest Denom	Qwest Result	Mod Z Scr	Parity Scr
Jan-05									
Feb-05									
Mar-05									
Apr-05	4:12	2	2:06	2:04	30012:57	3,611	8:19	-0.350913	-1.21334
May-05									
Jun-05									
Jul-05									
Aug-05	2:49	1	2:49	0:00	59485:08	4,059	14:39	-0.186719	-1.113517
Sep-05	0:45	1	0:45	0:00	55096:48	2,969	18:33	-0.201821	-1.122699
Oct-05	2:54	1	2:54	0:00	44901:44	4,201	10:41	-0.146041	-1.088786
Nov-05	1:25	1	1:25	0:00	42292:57	3,687	11:28	-0.176804	-1.107489
Dec-05	1:33	1	1:33	0:00	40738:33	3,658	11:08	-0.17919	-1.10894



Unbundled Loop - DS3 Capable(Parity)									
Date	CLEC Num	CLEC Denom	CLEC Result	CLEC Std Dev	Qwest Num	Qwest Denom	Qwest Result	Mod Z Scr	Parity Scr
Jan-05									
Feb-05									
Mar-05									
Apr-05									
May-05	0:44	1	0:44	0:00	3:05	2	1:33	-0.982516	-1.597328
Jun-05									
Jul-05									
Aug-05									
Sep-05									
Oct-05									
Nov-05									
Dec-05									

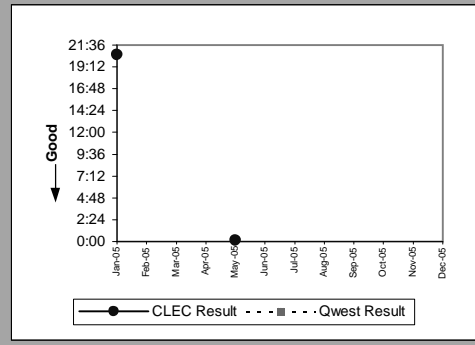


Qwest DSL(Parity)									
Date	CLEC Num	CLEC Denom	CLEC Result	CLEC Std Dev	Qwest Num	Qwest Denom	Qwest Result	Mod Z Scr	Parity Scr
Jan-05	75:07	8	9:23	17:00	30544:51	1,616	18:54	-0.754842	-1.458912
Feb-05	5:59	5	1:12	1:58	45872:03	1,438	31:54	-0.68371	-1.415666
Mar-05	47:00	10	4:42	9:24	41023:12	2,773	14:48	-0.665541	-1.40462
Apr-05	66:01	9	7:20	10:56	30012:57	3,611	8:19	-0.116894	-1.071066
May-05	83:52	11	7:37	13:34	34146:11	3,726	9:10	-0.220305	-1.133936
Jun-05	22:55	5	4:35	10:12	33404:51	3,559	9:23	-0.465941	-1.283272
Jul-05	133:23	8	16:40	16:27	38436:35	3,197	12:01	0.302978	-0.407781
Aug-05	48:21	2	24:10	6:23	59485:08	4,059	14:39	0.212318	-0.397906
Sep-05	83:41	5	16:44	9:24	55096:48	2,969	18:33	-0.04611	-1.028033
Oct-05	218:17	14	15:36	16:19	44901:44	4,201	10:41	0.343488	-0.326578
Nov-05	180:16	11	16:23	14:29	42292:57	3,687	11:28	0.286391	-0.382789
Dec-05	196:19	4	49:05	82:30	40738:33	3,658	11:08	1.4178	0.161827

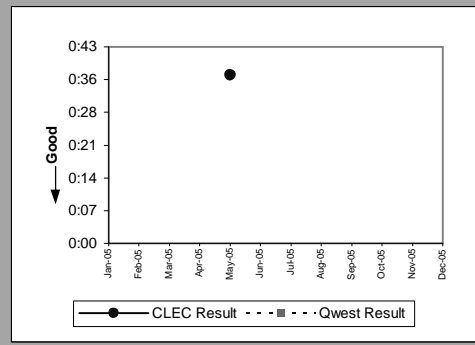


MR-6D - Mean Time to Restore (Hours:Minutes) - Interval Zone One

Dark Fiber - Loop(Parity)									
Date	CLEC Num	CLEC Denom	CLEC Result	CLEC Std Dev	Qwest Num	Qwest Denom	Qwest Result	Mod Z Scr	Parity Scr
Jan-05	20:31	1	20:31						
Feb-05									
Mar-05									
Apr-05									
May-05	0:08	1	0:08	0:00					
Jun-05									
Jul-05									
Aug-05									
Sep-05									
Oct-05									
Nov-05									
Dec-05									

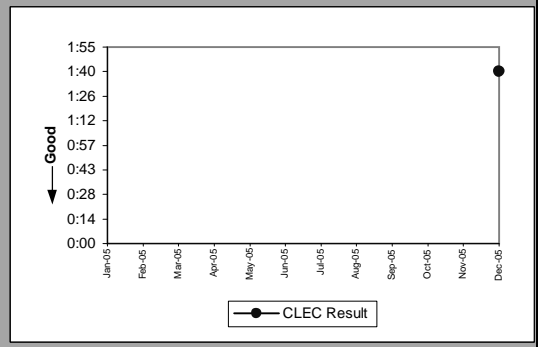


E911 (Parity)									
Date	CLEC Num	CLEC Denom	CLEC Result	CLEC Std Dev	Qwest Num	Qwest Denom	Qwest Result	Mod Z Scr	Parity Scr
Jan-05									
Feb-05									
Mar-05									
Apr-05									
May-05	0:37	1	0:37	0:00					
Jun-05									
Jul-05									
Aug-05									
Sep-05									
Oct-05									
Nov-05									
Dec-05									

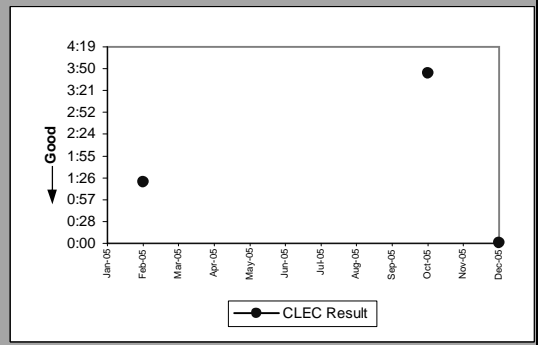


MR-6D - Mean Time to Restore (Hours:Minutes) - Interval Zone One

Enhanced Extended Loops - DS0 Capable(Diagnostic)				
Date	CLEC Num	CLEC Denom	CLEC Result	CLEC Std Dev
Jan-05				
Feb-05				
Mar-05				
Apr-05				
May-05				
Jun-05				
Jul-05				
Aug-05				
Sep-05				
Oct-05				
Nov-05				
Dec-05		5:04	3	1:41
				1:58

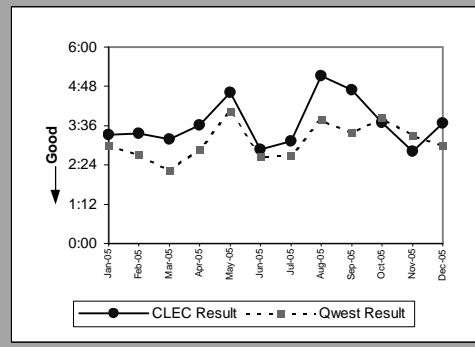


Enhanced Extended Loops - DS3 Capable(Parity)				
Date	CLEC Num	CLEC Denom	CLEC Result	CLEC Std Dev
Jan-05				
Feb-05		1:21	1	1:21
Mar-05				0:00
Apr-05				
May-05				
Jun-05				
Jul-05				
Aug-05				
Sep-05				
Oct-05		3:45	1	3:45
Nov-05				0:00
Dec-05		0:01	1	0:01
				0:00



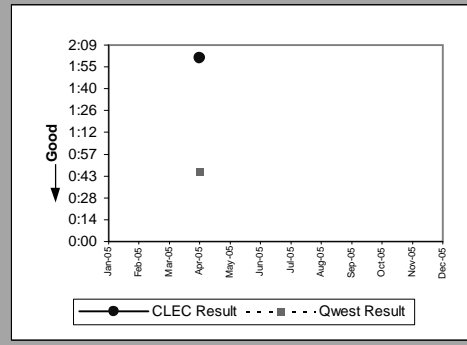
MR-6D - Mean Time to Restore (Hours:Minutes) - Interval Zone One

Enhanced Extended Loops - DS1 Capable(Parity)									
Date	CLEC Num	CLEC Denom	CLEC Result	CLEC Std Dev	Qwest Num	Qwest Denom	Qwest Result	Mod Z Scr	Parity Scr
Jan-05	152:30	46	3:19	3:23	431:48	145	2:59	0.582149	-0.663566
Feb-05	134:22	40	3:22	3:20	320:03	118	2:43	1.01247	-0.395413
Mar-05	133:56	42	3:11	3:27	297:01	133	2:14	2.069166	0.093786
Apr-05	170:03	47	3:37	3:59	280:28	98	2:52	1.312314	-0.306511
May-05	272:30	59	4:37	5:35	593:32	147	4:02	0.574314	-0.69682
Jun-05	117:14	41	2:52	2:09	335:56	126	2:40	0.348525	-0.791795
Jul-05	153:32	49	3:08	2:22	385:42	144	2:41	0.870974	-0.5055
Aug-05	373:45	73	5:07	6:22	520:40	138	3:46	2.024494	0.064342
Sep-05	281:58	60	4:42	5:21	419:50	124	3:23	1.1368	-0.574501
Oct-05	192:26	52	3:42	4:49	437:21	114	3:50	-0.135734	-1.08252
Nov-05	157:17	56	2:49	2:59	433:11	131	3:18	-0.625395	-1.380213
Dec-05	183:40	50	3:40	4:09	358:46	120	2:59	1.016878	-0.429447

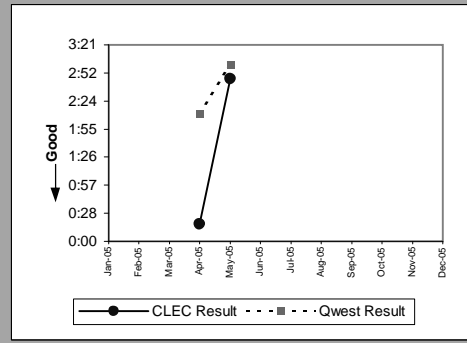


MR-6E - Mean Time to Restore (Hours:Minutes) - Interval Zone Two

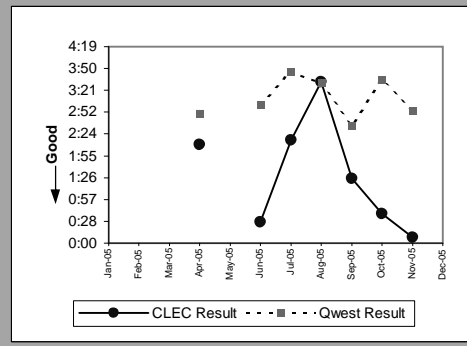
ISDN Primary(Parity)									
Date	CLEC Num	CLEC Denom	CLEC Result	CLEC Std Dev	Qwest Num	Qwest Denom	Qwest Result	Mod Z Scr	Parity Scr
Jan-05									
Feb-05									
Mar-05									
Apr-05	4:02	2	2:01	0:41	11:23	15	0:46	1.818944	-0.297676
May-05									
Jun-05									
Jul-05									
Aug-05									
Sep-05									
Oct-05									
Nov-05									
Dec-05									



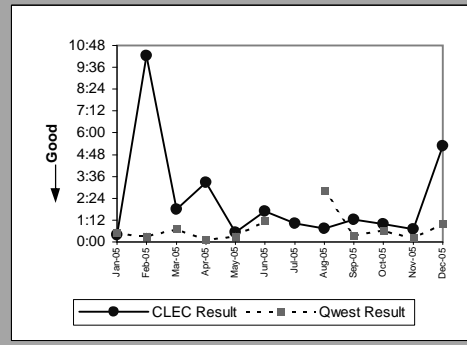
DS0(Parity)									
Date	CLEC Num	CLEC Denom	CLEC Result	CLEC Std Dev	Qwest Num	Qwest Denom	Qwest Result	Mod Z Scr	Parity Scr
Jan-05									
Feb-05									
Mar-05									
Apr-05	0:18	1	0:18	0:00	279:59	128	2:11	-0.710633	-1.432034
May-05	2:47	1	2:47	0:00	489:58	162	3:01	-0.033212	-1.020191
Jun-05									
Jul-05									
Aug-05									
Sep-05									
Oct-05									
Nov-05									
Dec-05									



DS1(Parity)									
Date	CLEC Num	CLEC Denom	CLEC Result	CLEC Std Dev	Qwest Num	Qwest Denom	Qwest Result	Mod Z Scr	Parity Scr
Jan-05									
Feb-05									
Mar-05									
Apr-05	15:11	7	2:10	2:14	382:45	134	2:51	-0.521699	-1.31717
May-05									
Jun-05	0:57	2	0:28	0:23	330:58	109	3:02	-0.828015	-1.503397
Jul-05	2:16	1	2:16	0:00	440:25	117	3:46	-0.304669	-1.185225
Aug-05	3:33	1	3:33	0:00	478:26	136	3:31	0.00676	-0.67593
Sep-05	1:25	1	1:25	0:00	320:19	124	2:35	-0.363568	-1.221034
Oct-05	0:39	1	0:39	0:00	483:11	135	3:35	-0.551893	-1.335527
Nov-05	0:08	1	0:08	0:00	405:23	139	2:55	-0.84937	-1.51638
Dec-05									

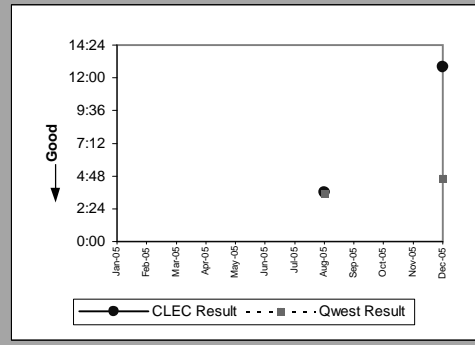


LIS Trunk(Parity)									
Date	CLEC Num	CLEC Denom	CLEC Result	CLEC Std Dev	Qwest Num	Qwest Denom	Qwest Result	Mod Z Scr	Parity Scr
Jan-05	1:10	3	0:23	0:10	1:29	3	0:30	-0.28566	-1.173669
Feb-05	10:14	1	10:14	0:00	0:18	1	0:18		
Mar-05	8:56	5	1:47	1:07	1:26	2	0:43	2.260779	-0.534636
Apr-05	9:48	3	3:16	4:17	0:16	2	0:08	20.80374	-0.181119
May-05	1:02	2	0:31	0:04	1:35	5	0:19	0.766126	-0.640225
Jun-05	3:24	2	1:42	1:33	5:52	5	1:10	0.821012	-0.337723
Jul-05	4:09	4	1:02	0:36		0			
Aug-05	4:29	6	0:45	0:30	16:52	6	2:49	-0.73353	-1.445955
Sep-05	2:28	2	1:14	0:57	0:42	2	0:21	2.676948	-0.64385
Oct-05	4:59	5	1:00	0:34	7:45	12	0:39	0.991346	-0.297676
Nov-05	3:37	5	0:43	0:34	0:12	1	0:12		
Dec-05	21:07	4	5:17	8:57	3:05	3	1:02	6.246939	-0.97256

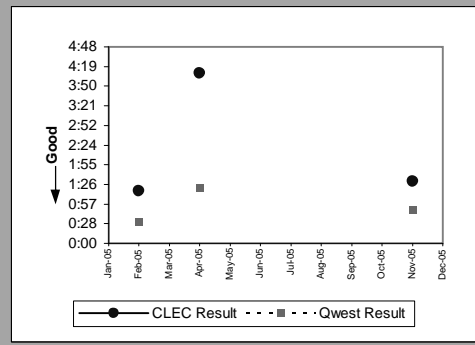


MR-6E - Mean Time to Restore (Hours:Minutes) - Interval Zone Two

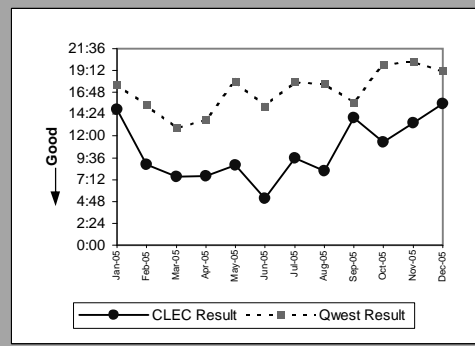
UDIT DS1(Parity)									
Date	CLEC Num	CLEC Denom	CLEC Result	CLEC Std Dev	Qwest Num	Qwest Denom	Qwest Result	Mod Z Scr	Parity Scr
Jan-05									
Feb-05									
Mar-05									
Apr-05									
May-05									
Jun-05									
Jul-05									
Aug-05	3:36	1	3:36	0:00	478:26	136	3:31	0.017288	-0.627436
Sep-05									
Oct-05									
Nov-05									
Dec-05	12:49	1	12:49	0:00	738:49	159	4:39	1.719492	0.071469



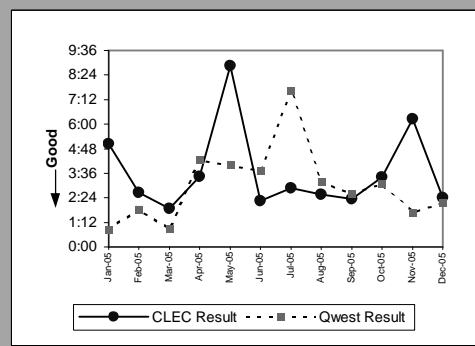
UDIT Above DS1 Level(Parity)									
Date	CLEC Num	CLEC Denom	CLEC Result	CLEC Std Dev	Qwest Num	Qwest Denom	Qwest Result	Mod Z Scr	Parity Scr
Jan-05									
Feb-05	1:17	1	1:17	0:00	1:35	3	0:32	1.415429	-0.429447
Mar-05									
Apr-05	4:10	1	4:10	0:00	1:22	1	1:22		
May-05									
Jun-05									
Jul-05									
Aug-05									
Sep-05									
Oct-05									
Nov-05	3:03	2	1:31	1:07	2:30	3	0:50	0.646745	-0.377664
Dec-05									



Unbundled Loop Analog(Parity)									
Date	CLEC Num	CLEC Denom	CLEC Result	CLEC Std Dev	Qwest Num	Qwest Denom	Qwest Result	Mod Z Scr	Parity Scr
Jan-05	238:59	16	14:56	9:12	57356:04	3,254	17:38	-0.643341	-1.391124
Feb-05	132:48	15	8:51	6:43	36536:30	2,371	15:25	-1.694025	-2.029894
Mar-05	203:38	27	7:33	7:12	42311:50	3,288	12:52	-2.04314	-2.242141
Apr-05	227:00	30	7:34	6:27	38955:21	2,818	13:49	-2.359732	-2.434615
May-05	201:53	23	8:47	7:24	60573:38	3,359	18:02	-0.669292	-1.406901
Jun-05	123:34	24	5:09	5:55	58838:31	3,864	15:14	-2.914093	-2.771643
Jul-05	412:16	43	9:35	8:27	57883:54	3,222	17:58	-3.014345	-2.832591
Aug-05	261:55	32	8:11	8:32	66609:28	3,755	17:44	-2.454704	-2.492354
Sep-05	519:07	37	14:02	10:52	46538:17	2,965	15:42	-0.569173	-1.346033
Oct-05	350:30	31	11:18	7:50	74712:42	3,769	19:49	-2.56858	-2.561585
Nov-05	591:41	44	13:27	10:20	73221:58	3,622	20:13	-2.26167	-2.374998
Dec-05	591:04	38	15:33	10:58	79028:31	4,132	19:08	-1.133819	-1.689313

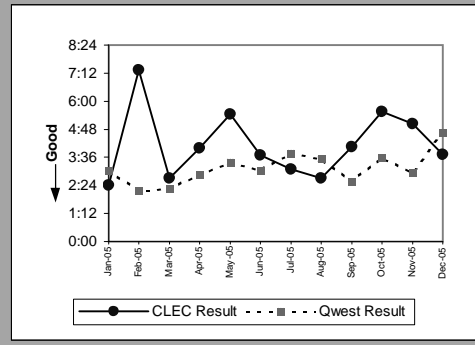


Unbundled Loop - 2 Wire Non-Loaded(Parity)									
Date	CLEC Num	CLEC Denom	CLEC Result	CLEC Std Dev	Qwest Num	Qwest Denom	Qwest Result	Mod Z Scr	Parity Scr
Jan-05	20:09	4	5:02	3:35	5:07	6	0:51	6.368486	0.749798
Feb-05	10:41	4	2:40	2:45	12:59	7	1:51	0.794369	-0.647462
Mar-05	7:26	4	1:52	1:04	7:06	8	0:53	1.928657	-0.1291
Apr-05	24:01	7	3:26	1:41	38:27	9	4:16	-0.178855	-1.108736
May-05	8:51	1	8:51	0:00	12:02	3	4:01	0.92487	-0.422307
Jun-05	4:31	2	2:16	2:00	37:10	10	3:43	-0.594122	-1.3612
Jul-05	8:35	3	2:52	1:47	68:45	9	7:38	-0.793291	-1.482287
Aug-05	15:26	6	2:34	2:15	16:01	5	3:12	-0.70899	-1.431035
Sep-05	2:20	1	2:20	0:00	23:19	9	2:35	-0.149355	-1.090801
Oct-05	6:48	2	3:24	1:01	27:57	9	3:06	0.115837	-0.755862
Nov-05	6:16	1	6:16	0:00	8:29	5	1:42	2.427364	-0.507618
Dec-05	4:50	2	2:25	0:52	12:55	6	2:09	0.117764	-0.852262

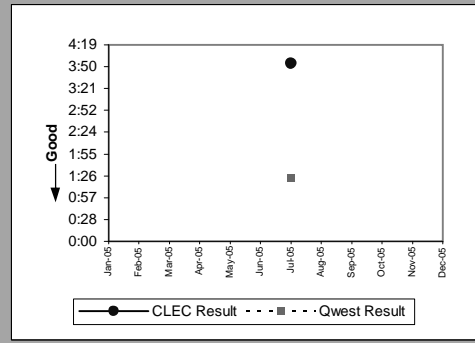


MR-6E - Mean Time to Restore (Hours:Minutes) - Interval Zone Two

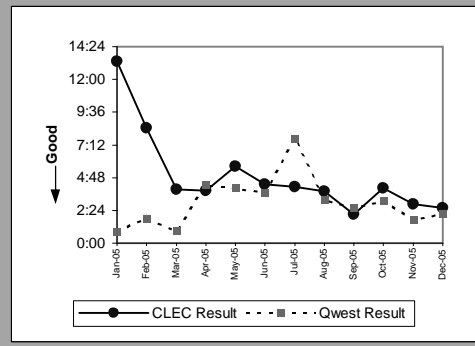
Unbundled Loop - DS1 Capable(Parity)									
Date	CLEC Num	CLEC Denom	CLEC Result	CLEC Std Dev	Qwest Num	Qwest Denom	Qwest Result	Mod Z Scr	Parity Scr
Jan-05	12:05	5	2:25	1:12	405:54	134	3:02	-0.38932	-1.23669
Feb-05	131:52	18	7:20	7:55	243:03	113	2:09	8.587757	1.261001
Mar-05	29:45	11	2:42	3:29	297:42	131	2:16	0.502621	-0.61448
Apr-05	31:56	8	4:00	2:11	382:45	134	2:51	0.91803	-0.43181
May-05	119:38	22	5:26	5:19	400:42	118	3:24	1.945877	-0.022863
Jun-05	47:50	13	3:41	2:11	330:58	109	3:02	0.505563	-0.522283
Jul-05	74:08	24	3:05	2:32	440:25	117	3:46	-0.615757	-1.374354
Aug-05	32:30	12	2:42	2:19	478:26	136	3:31	-0.568093	-1.345376
Sep-05	24:16	6	4:03	4:23	320:19	124	2:35	1.093887	-0.402863
Oct-05	77:42	14	5:33	8:03	483:11	135	3:35	1.327432	-0.260749
Nov-05	65:21	13	5:02	4:24	405:23	139	2:55	2.22878	0.161827
Dec-05	52:02	14	3:43	2:03	738:49	159	4:39	-0.70429	-1.428178



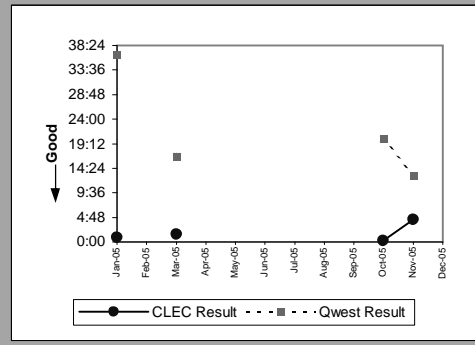
Unbundled Loop - XDSL(Parity)									
Date	CLEC Num	CLEC Denom	CLEC Result	CLEC Std Dev	Qwest Num	Qwest Denom	Qwest Result	Mod Z Scr	Parity Scr
Jan-05									
Feb-05									
Mar-05									
Apr-05									
May-05									
Jun-05									
Jul-05	3:55	1	3:55	0:00	2:47	2	1:24	11.662475	1.261001
Aug-05									
Sep-05									
Oct-05									
Nov-05									
Dec-05									



Unbundled Loop ISDN Capable(Parity)									
Date	CLEC Num	CLEC Denom	CLEC Result	CLEC Std Dev	Qwest Num	Qwest Denom	Qwest Result	Mod Z Scr	Parity Scr
Jan-05	53:20	4	13:20	11:14	5:07	6	0:51	18.993423	1.261001
Feb-05	59:08	7	8:27	3:45	12:59	7	1:51	7.5252	0.670532
Mar-05	31:32	8	3:57	3:53	7:06	8	0:53	7.431019	0.134627
Apr-05	15:28	4	3:52	1:38	38:27	9	4:16	-0.072308	-1.04396
May-05	28:08	5	5:38	8:25	12:02	3	4:01	0.488232	-1.047289
Jun-05	38:42	9	4:18	3:41	37:10	10	3:43	0.400642	-0.804677
Jul-05	37:09	9	4:08	2:19	68:45	9	7:38	-0.824454	-1.501232
Aug-05	34:01	9	3:47	3:54	16:01	5	3:12	0.702841	-0.735905
Sep-05	2:08	1	2:08	0:00	23:19	9	2:35	-0.265399	-1.161351
Oct-05	28:17	7	4:02	3:37	27:57	9	3:06	0.570544	-0.744254
Nov-05	22:57	8	2:52	1:34	8:29	5	1:42	1.196261	-0.297676
Dec-05	20:43	8	2:35	1:27	12:55	6	2:09	0.294709	-0.935877

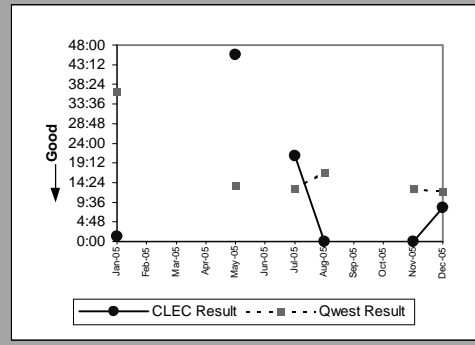


Unbundled Loop - ADSL Qualified(Parity)									
Date	CLEC Num	CLEC Denom	CLEC Result	CLEC Std Dev	Qwest Num	Qwest Denom	Qwest Result	Mod Z Scr	Parity Scr
Jan-05	0:54	1	0:54		29284:39	802	36:31	-0.587701	-1.357297
Feb-05									
Mar-05	6:07	4	1:32	0:56	18966:57	1,128	16:49	-0.520303	-1.316321
Apr-05									
May-05									
Jun-05									
Jul-05									
Aug-05									
Sep-05									
Oct-05	0:15	1	0:15	0:00	32945:50	1,632	20:11	-0.213235	-1.129638
Nov-05	8:46	2	4:23	1:26	24986:27	1,916	13:02	-0.201311	-1.122388
Dec-05									

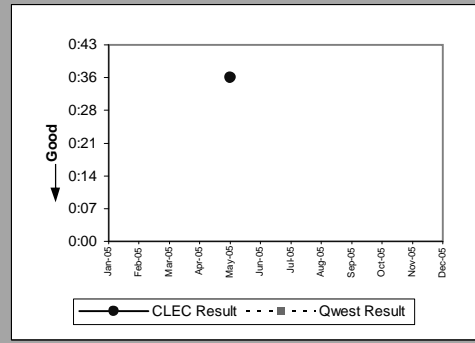


MR-6E - Mean Time to Restore (Hours:Minutes) - Interval Zone Two

Qwest DSL(Parity)									
Date	CLEC Num	CLEC Denom	CLEC Result	CLEC Std Dev	Qwest Num	Qwest Denom	Qwest Result	Mod Z Scr	Parity Scr
Jan-05	3:47	3	1:16	2:09	29284:39	802	36:31	-1.006355	-1.61182
Feb-05									
Mar-05									
Apr-05									
May-05	45:36	1	45:36	0:00	19356:55	1,422	13:37	0.725233	-0.107286
Jun-05									
Jul-05	104:45	5	20:57	33:22	20072:17	1,553	12:55	0.342299	-0.32092
Aug-05	0:02	1	0:02	0:00	29183:31	1,726	16:54	-0.299566	-1.182123
Sep-05									
Oct-05									
Nov-05	0:01	1	0:01	0:00	24986:27	1,916	13:02	-0.214201	-1.130225
Dec-05	24:46	3	8:15	10:52	26300:47	2,157	12:12	-0.083094	-1.050517

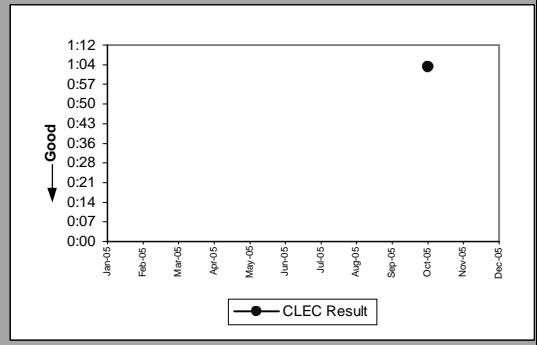


E911(Parity)									
Date	CLEC Num	CLEC Denom	CLEC Result	CLEC Std Dev	Qwest Num	Qwest Denom	Qwest Result	Mod Z Scr	Parity Scr
Jan-05									
Feb-05									
Mar-05									
Apr-05									
May-05	0:36	1	0:36	0:00					
Jun-05									
Jul-05									
Aug-05									
Sep-05									
Oct-05									
Nov-05									
Dec-05									



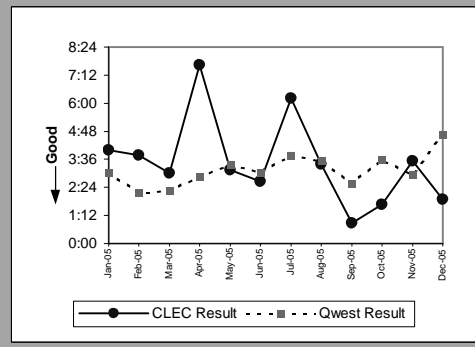
MR-6E - Mean Time to Restore (Hours:Minutes) - Interval Zone Two

Enhanced Extended Loops - DS0 Capable(Diagnostic)				
Date	Numerator	Denominator	CLEC Result	Standard Dev
Jan-05				
Feb-05				
Mar-05				
Apr-05				
May-05				
Jun-05				
Jul-05				
Aug-05				
Sep-05				
Oct-05	1:04	1	1:04	0:00
Nov-05				
Dec-05				



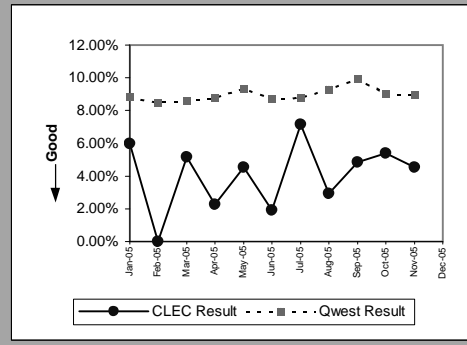
MR-6E - Mean Time to Restore (Hours:Minutes) - Interval Zone Two

Enhanced Extended Loops - DS1 Capable(Parity)									
Date	CLEC Num	CLEC Denom	CLEC Result	CLEC Std Dev	Qwest Num	Qwest Denom	Qwest Result	Mod Z Scr	Parity Scr
Jan-05	59:47	15	3:59	3:33	405:54	134	3:02	1.017144	-0.44581
Feb-05	56:42	15	3:47	3:56	243:03	113	2:09	2.49665	0.261422
Mar-05	59:56	20	3:00	3:09	297:42	131	2:16	1.101621	-0.410225
Apr-05	38:08	5	7:38	2:27	382:45	134	2:51	3.082206	0.438194
May-05	59:30	19	3:08	3:13	400:42	118	3:24	-0.236489	-1.143775
Jun-05	32:06	12	2:40	3:38	330:58	109	3:02	-0.274085	-1.166632
Jul-05	31:07	5	6:13	1:14	440:25	117	3:46	1.100169	-0.241218
Aug-05	54:13	16	3:23	3:48	478:26	136	3:31	-0.103423	-1.062877
Sep-05	3:32	4	0:53	0:44	320:19	124	2:35	-1.047093	-1.636587
Oct-05	16:42	10	1:40	1:51	483:11	135	3:35	-1.101634	-1.669746
Nov-05	84:17	24	3:31	4:00	405:23	139	2:55	0.824968	-0.534636
Dec-05	18:48	10	1:53	1:55	738:49	159	4:39	-1.791625	-2.089231

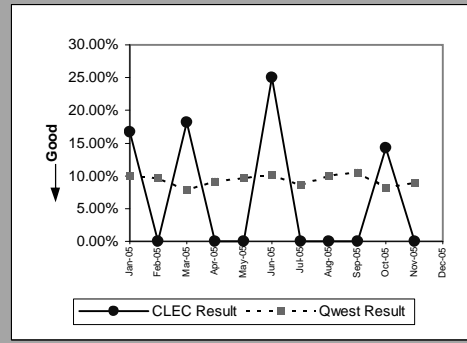


MR-7A - Repair Repeat Report Rate (Percent) - Dispatches within MSAs

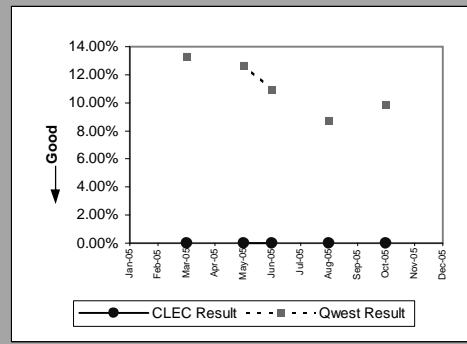
Residence(Parity)									
Date	CLEC Num	CLEC Denom	CLEC Result	CLEC Std Dev	Qwest Num	Qwest Denom	Qwest Result	Mod Z Scr	Parity Scr
Jan-05	3	50	6.00%	23.75%	1031	11686	8.82%	-0.702191	-1.426902
Feb-05	0	36	0.00%	0.00%	693	8161	8.49%	-1.823727	-2.108748
Mar-05	3	58	5.17%	22.15%	894	10416	8.58%	-0.924696	-1.562175
Apr-05	1	44	2.27%	14.90%	815	9246	8.81%	-1.526984	-1.92834
May-05	2	44	4.55%	20.83%	998	10702	9.33%	-1.088125	-1.661533
Jun-05	1	52	1.92%	13.73%	920	10580	8.70%	-1.728996	-2.051155
Jul-05	3	42	7.14%	25.75%	1091	12414	8.79%	-0.376042	-1.228617
Aug-05	2	68	2.94%	16.90%	1081	11599	9.32%	-1.804061	-2.096791
Sep-05	3	62	4.84%	21.46%	999	10060	9.93%	-1.336449	-1.812503
Oct-05	4	74	5.41%	22.61%	1004	11115	9.03%	-1.084975	-1.659618
Nov-05	3	66	4.55%	20.83%	991	11084	8.94%	-1.247748	-1.758577
Dec-05									



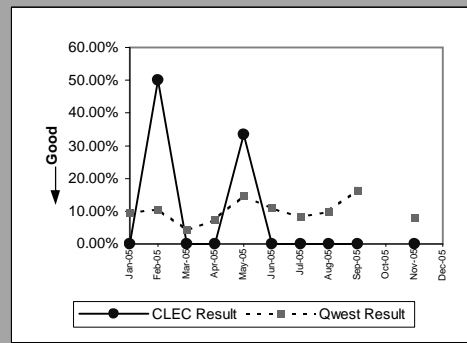
Business(Parity)									
Date	CLEC Num	CLEC Denom	CLEC Result	CLEC Std Dev	Qwest Num	Qwest Denom	Qwest Result	Mod Z Scr	Parity Scr
Jan-05	1	6	16.67%	37.27%	139	1375	10.11%	0.531691	-0.678147
Feb-05	0	10	0.00%	0.00%	96	988	9.72%	-1.032206	-1.627537
Mar-05	2	11	18.18%	38.57%	98	1233	7.95%	1.249262	-0.323169
Apr-05	0	6	0.00%	0.00%	111	1211	9.17%	-0.776189	-1.471889
May-05	0	8	0.00%	0.00%	127	1317	9.64%	-0.921209	-1.560055
Jun-05	1	4	25.00%	43.30%	129	1272	10.14%	0.982861	-0.493082
Jul-05	0	4	0.00%	0.00%	113	1309	8.63%	-0.61382	-1.373176
Aug-05	0	4	0.00%	0.00%	139	1377	10.09%	-0.669187	-1.406837
Sep-05	0	1	0.00%	0.00%	128	1212	10.56%	-0.343488	-1.208826
Oct-05	1	7	14.29%	34.99%	117	1426	8.20%	0.584808	-0.650673
Nov-05	0	7	0.00%	0.00%	126	1400	9.00%	-0.829978	-1.504591
Dec-05									



Centrex(Parity)									
Date	CLEC Num	CLEC Denom	CLEC Result	CLEC Std Dev	Qwest Num	Qwest Denom	Qwest Result	Mod Z Scr	Parity Scr
Jan-05									
Feb-05									
Mar-05	0	2	0.00%	0.00%	8	60	13.33%	-0.54568	-1.33175
Apr-05									
May-05	0	1	0.00%	0.00%	8	63	12.70%	-0.378394	-1.230047
Jun-05	0	1	0.00%	0.00%	8	73	10.96%	-0.348445	-1.211839
Jul-05									
Aug-05	0	2	0.00%	0.00%	5	57	8.77%	-0.431032	-1.262049
Sep-05									
Oct-05	0	1	0.00%	0.00%	8	81	9.88%	-0.329018	-1.200029
Nov-05									
Dec-05									

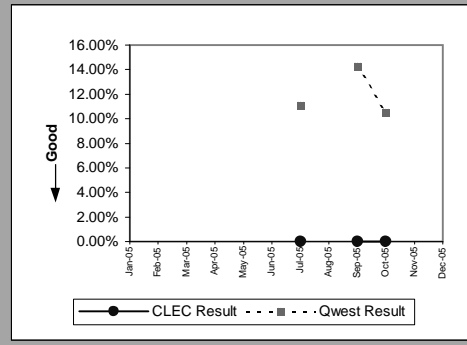


Centrex 21(Parity)									
Date	CLEC Num	CLEC Denom	CLEC Result	CLEC Std Dev	Qwest Num	Qwest Denom	Qwest Result	Mod Z Scr	Parity Scr
Jan-05	0	2	0.00%	0.00%	12	125	9.60%	-0.457214	-1.277966
Feb-05	2	4	50.00%	50.00%	11	105	10.48%	2.533374	0.124576
Mar-05	0	4	0.00%	0.00%	5	118	4.24%	-0.413749	-1.251541
Apr-05	0	2	0.00%	0.00%	9	121	7.44%	-0.397619	-1.241735
May-05	1	3	33.33%	47.14%	16	109	14.68%	0.900683	-0.547718
Jun-05	0	1	0.00%	0.00%	10	92	10.87%	-0.347333	-1.211163
Jul-05	0	3	0.00%	0.00%	9	110	8.18%	-0.510127	-1.310135
Aug-05	0	3	0.00%	0.00%	12	121	9.92%	-0.567701	-1.345138
Sep-05	0	1	0.00%	0.00%	18	109	16.51%	-0.442723	-1.269157
Oct-05									
Nov-05	0	1	0.00%	0.00%	8	101	7.92%	-0.291853	-1.177434
Dec-05									

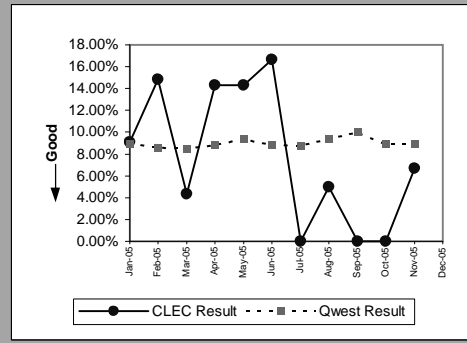


MR-7A - Repair Repeat Report Rate (Percent) - Dispatches within MSAs

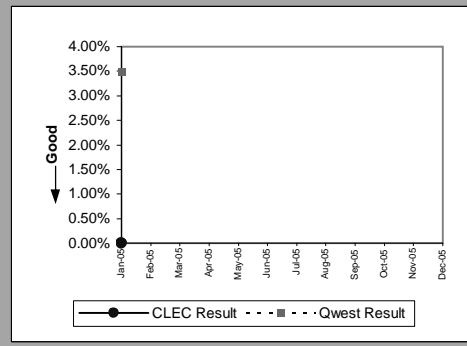
PBX(Parity)									
Date	CLEC Num	CLEC Denom	CLEC Result	CLEC Std Dev	Qwest Num	Qwest Denom	Qwest Result	Mod Z Scr	Parity Scr
Jan-05									
Feb-05									
Mar-05									
Apr-05									
May-05									
Jun-05									
Jul-05	0	1	0.00%	0.00%	1	9	11.11%	-0.33541	-1.203915
Aug-05									
Sep-05	0	1	0.00%	0.00%	3	21	14.29%	-0.398862	-1.242491
Oct-05	0	1	0.00%	0.00%	2	19	10.53%	-0.334312	-1.203247
Nov-05									
Dec-05									



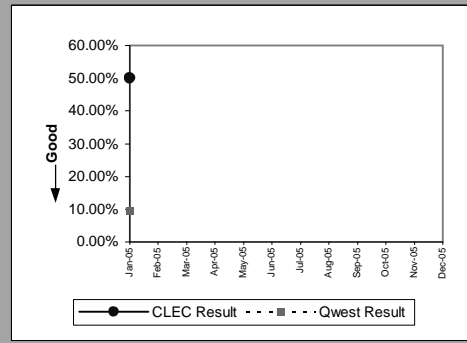
UNE - P (POTS)(Parity)									
Date	CLEC Num	CLEC Denom	CLEC Result	CLEC Std Dev	Qwest Num	Qwest Denom	Qwest Result	Mod Z Scr	Parity Scr
Jan-05	4	44	9.09%	28.75%	1170	13061	8.96%	0.030827	-0.943402
Feb-05	4	27	14.81%	35.52%	789	9149	8.62%	1.144272	-0.337414
Mar-05	1	23	4.35%	20.39%	992	11649	8.52%	-0.715436	-1.434954
Apr-05	2	14	14.29%	34.99%	926	10457	8.86%	0.714723	-0.567057
May-05	2	14	14.29%	34.99%	1125	12019	9.36%	0.632358	-0.608235
Jun-05	2	12	16.67%	37.27%	1049	11852	8.85%	0.952748	-0.455107
Jul-05	0	16	0.00%	0.00%	1204	13723	8.77%	-1.239754	-1.753717
Aug-05	1	20	5.00%	21.79%	1220	12976	9.40%	-0.673999	-1.409762
Sep-05	0	8	0.00%	0.00%	1127	11272	10.00%	-0.942382	-1.572927
Oct-05	0	12	0.00%	0.00%	1121	12541	8.94%	-1.084808	-1.659516
Nov-05	4	60	6.67%	24.94%	1117	12484	8.95%	-0.617481	-1.375402
Dec-05									



UNE P (Centrex)(Parity)									
Date	CLEC Num	CLEC Denom	CLEC Result	CLEC Std Dev	Qwest Num	Qwest Denom	Qwest Result	Mod Z Scr	Parity Scr
Jan-05	0	7	0.00%	0.00%	3	86	3.49%	-0.483703	-1.29407
Feb-05									
Mar-05									
Apr-05									
May-05									
Jun-05									
Jul-05									
Aug-05									
Sep-05									
Oct-05									
Nov-05									
Dec-05									

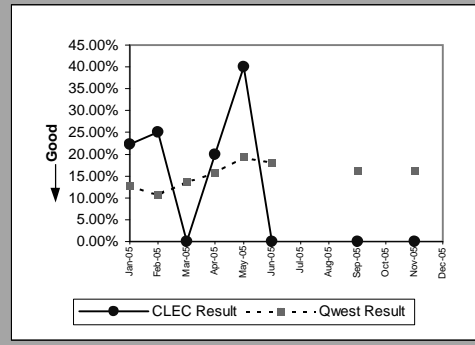


UNE P (Centrex 21)(Parity)									
Date	CLEC Num	CLEC Denom	CLEC Result	CLEC Std Dev	Qwest Num	Qwest Denom	Qwest Result	Mod Z Scr	Parity Scr
Jan-05	1	2	50.00%	50.00%	12	125	9.60%	1.924109	-0.216924
Feb-05									
Mar-05									
Apr-05									
May-05									
Jun-05									
Jul-05									
Aug-05									
Sep-05									
Oct-05									
Nov-05									
Dec-05									

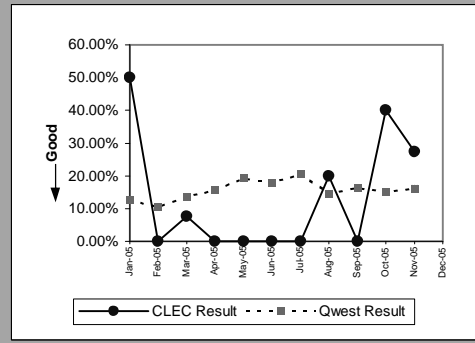


MR-7A - Repair Repeat Report Rate (Percent) - Dispatches within MSAs

Line Sharing(Parity)									
Date	CLEC Num	CLEC Denom	CLEC Result	CLEC Std Dev	Qwest Num	Qwest Denom	Qwest Result	Mod Z Scr	Parity Scr
Jan-05	2	9	22.22%	41.57%	74	578	12.80%	0.839245	-0.513692
Feb-05	1	4	25.00%	43.30%	61	574	10.63%	0.929506	-0.516424
Mar-05	0	2	0.00%	0.00%	112	818	13.69%	-0.562589	-1.34203
Apr-05	1	5	20.00%	40.00%	97	620	15.65%	0.266973	-0.818363
May-05	2	5	40.00%	48.99%	160	830	19.28%	1.171148	-0.36731
Jun-05	0	5	0.00%	0.00%	163	903	18.05%	-1.046559	-1.636263
Jul-05									
Aug-05									
Sep-05	0	4	0.00%	0.00%	130	796	16.33%	-0.881406	-1.535857
Oct-05									
Nov-05	0	4	0.00%	0.00%	127	782	16.24%	-0.878422	-1.534043
Dec-05									

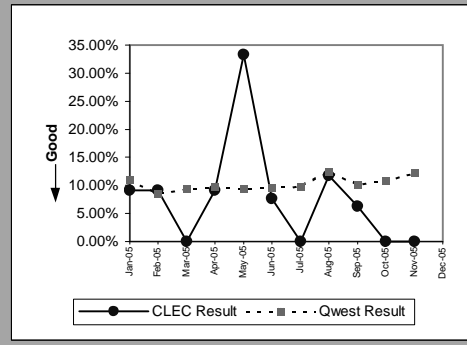


Line Splitting(Parity)									
Date	CLEC Num	CLEC Denom	CLEC Result	CLEC Std Dev	Qwest Num	Qwest Denom	Qwest Result	Mod Z Scr	Parity Scr
Jan-05	1	2	50.00%	50.00%	74	578	12.80%	1.571709	-0.309426
Feb-05	0	6	0.00%	0.00%	61	574	10.63%	-0.84028	-1.510854
Mar-05	1	13	7.69%	26.65%	112	818	13.69%	-0.624329	-1.379565
Apr-05	0	3	0.00%	0.00%	97	620	15.65%	-0.744128	-1.452398
May-05	0	2	0.00%	0.00%	160	830	19.28%	-0.690264	-1.41965
Jun-05	0	6	0.00%	0.00%	163	903	18.05%	-1.145818	-1.696608
Jul-05	0	3	0.00%	0.00%	170	832	20.43%	-0.876142	-1.532657
Aug-05	1	5	20.00%	40.00%	144	981	14.68%	0.335357	-0.780316
Sep-05	0	4	0.00%	0.00%	130	796	16.33%	-0.881406	-1.535857
Oct-05	4	10	40.00%	48.99%	138	905	15.25%	2.165332	0.13811
Nov-05	3	11	27.27%	44.54%	127	782	16.24%	0.985177	-0.429054
Dec-05									

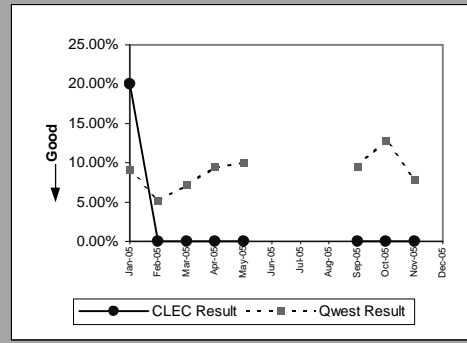


MR-7B - Repair Repeat Report Rate (Percent) - Dispatches outside MSAs

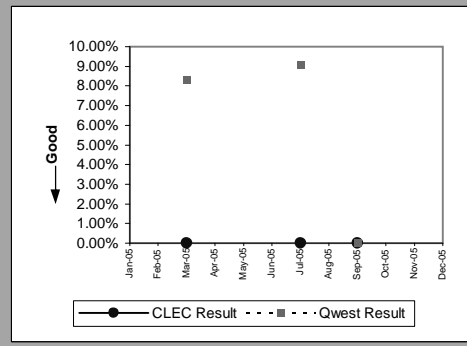
Residence(Parity)									
Date	CLEC Num	CLEC Denom	CLEC Result	CLEC Std Dev	Qwest Num	Qwest Denom	Qwest Result	Mod Z Scr	Parity Scr
Jan-05	1	11	9.09%	28.75%	293	2687	10.90%	-0.192569	-1.117073
Feb-05	1	11	9.09%	28.75%	163	1911	8.53%	0.066462	-0.908192
Mar-05	0	8	0.00%	0.00%	252	2690	9.37%	-0.907995	-1.552022
Apr-05	1	11	9.09%	28.75%	225	2325	9.68%	-0.06564	-1.039906
May-05	2	6	33.33%	47.14%	263	2793	9.42%	2.00377	-0.038768
Jun-05	1	13	7.69%	26.65%	308	3214	9.58%	-0.23113	-1.140517
Jul-05	0	7	0.00%	0.00%	257	2622	9.80%	-0.871006	-1.529534
Aug-05	2	17	11.76%	32.22%	387	3110	12.44%	-0.084588	-1.051426
Sep-05	1	16	6.25%	24.21%	252	2486	10.14%	-0.513469	-1.312167
Oct-05	0	21	0.00%	0.00%	348	3216	10.82%	-1.591096	-1.967318
Nov-05	0	9	0.00%	0.00%	384	3143	12.22%	-1.11761	-1.679458
Dec-05									



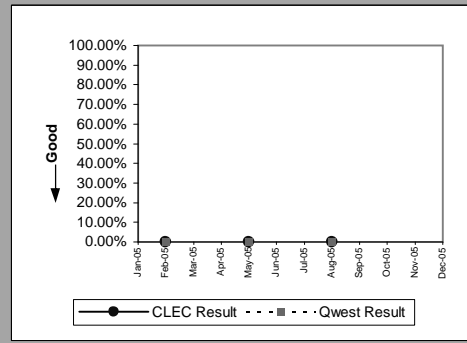
Business(Parity)									
Date	CLEC Num	CLEC Denom	CLEC Result	CLEC Std Dev	Qwest Num	Qwest Denom	Qwest Result	Mod Z Scr	Parity Scr
Jan-05	1	5	20.00%	40.00%	26	285	9.12%	0.837401	-0.554202
Feb-05	0	1	0.00%	0.00%	11	212	5.19%	-0.233387	-1.141889
Mar-05	0	1	0.00%	0.00%	18	250	7.20%	-0.277988	-1.169004
Apr-05	0	1	0.00%	0.00%	21	223	9.42%	-0.321708	-1.195585
May-05	0	2	0.00%	0.00%	31	309	10.03%	-0.470731	-1.286184
Jun-05									
Jul-05									
Aug-05									
Sep-05	0	1	0.00%	0.00%	23	241	9.54%	-0.324143	-1.197065
Oct-05	0	1	0.00%	0.00%	42	326	12.88%	-0.383973	-1.233439
Nov-05	0	1	0.00%	0.00%	24	303	7.92%	-0.292811	-1.178017
Dec-05									



Centrex 21(Parity)									
Date	CLEC Num	CLEC Denom	CLEC Result	CLEC Std Dev	Qwest Num	Qwest Denom	Qwest Result	Mod Z Scr	Parity Scr
Jan-05									
Feb-05									
Mar-05	0	1	0.00%	0.00%	2	24	8.33%	-0.29542	-1.179602
Apr-05									
May-05									
Jun-05									
Jul-05	0	1	0.00%	0.00%	1	11	9.09%	-0.302765	-1.184068
Aug-05									
Sep-05	0	2	0.00%	0.00%	0	8	0.00%		
Oct-05									
Nov-05									
Dec-05									

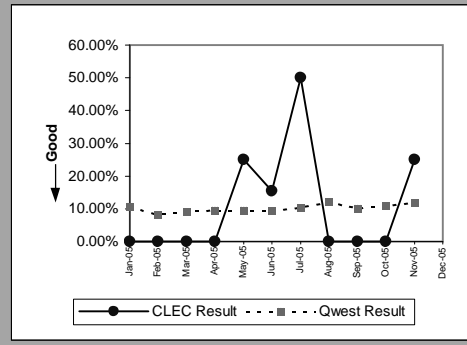


PBX(Parity)									
Date	CLEC Num	CLEC Denom	CLEC Result	CLEC Std Dev	Qwest Num	Qwest Denom	Qwest Result	Mod Z Scr	Parity Scr
Jan-05									
Feb-05									
Mar-05		1	0.00%	0.00%	0	6	0.00%		
Apr-05									
May-05	0	2	0.00%	0.00%	0	5	0.00%		
Jun-05									
Jul-05									
Aug-05	0	1	0.00%	0.00%	0	6	0.00%		
Sep-05									
Oct-05									
Nov-05									
Dec-05									

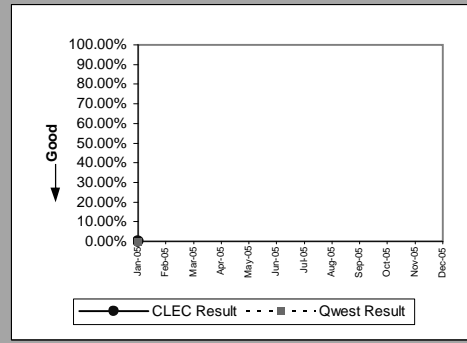


MR-7B - Repair Repeat Report Rate (Percent) - Dispatches outside MSAs

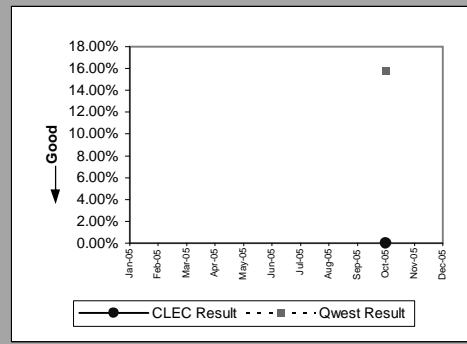
UNE - P (POTS)(Parity)									
Date	CLEC Num	CLEC Denom	CLEC Result	CLEC Std Dev	Qwest Num	Qwest Denom	Qwest Result	Mod Z Scr	Parity Scr
Jan-05	0	15	0.00%	0.00%	319	2972	10.73%	-1.339612	-1.814426
Feb-05	0	9	0.00%	0.00%	174	2123	8.20%	-0.894481	-1.543806
Mar-05	0	5	0.00%	0.00%	270	2940	9.18%	-0.710464	-1.431932
Apr-05	0	7	0.00%	0.00%	246	2548	9.65%	-0.86371	-1.525099
May-05	1	4	25.00%	43.30%	294	3102	9.48%	1.059191	-0.462741
Jun-05	2	13	15.38%	36.08%	333	3523	9.45%	0.729795	-0.560623
Jul-05	1	2	50.00%	50.00%	305	2965	10.29%	1.848157	-0.229166
Aug-05	0	2	0.00%	0.00%	418	3455	12.10%	-0.524512	-1.31888
Sep-05	0	3	0.00%	0.00%	275	2727	10.08%	-0.579733	-1.352453
Oct-05	0	4	0.00%	0.00%	390	3542	11.01%	-0.703111	-1.427461
Nov-05	3	12	25.00%	43.30%	408	3446	11.84%	1.408605	-0.22708
Dec-05									



UNE P (Centrex)(Diagnostic)									
Date	CLEC Num	CLEC Denom	CLEC Result	CLEC Std Dev	Qwest Num	Qwest Denom	Qwest Result	Mod Z Scr	Parity Scr
Jan-05	0	1	0.00%	0.00%	0	4	0.00%		
Feb-05									
Mar-05									
Apr-05									
May-05									
Jun-05									
Jul-05									
Aug-05									
Sep-05									
Oct-05									
Nov-05									
Dec-05									

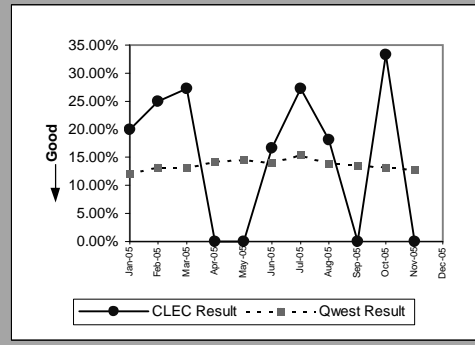


Line Sharing(Parity)									
Date	CLEC Num	CLEC Denom	CLEC Result	CLEC Std Dev	Qwest Num	Qwest Denom	Qwest Result	Mod Z Scr	Parity Scr
Jan-05									
Feb-05									
Mar-05									
Apr-05									
May-05									
Jun-05									
Jul-05									
Aug-05									
Sep-05									
Oct-05	0	1	0.00%	0.00%	66	418	15.79%	-0.432496	-1.262939
Nov-05									
Dec-05									

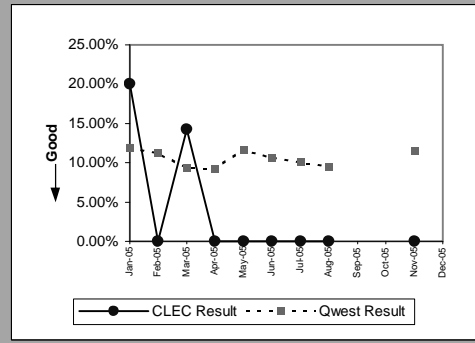


MR-7C - Repair Repeat Report Rate (Percent) - No dispatches

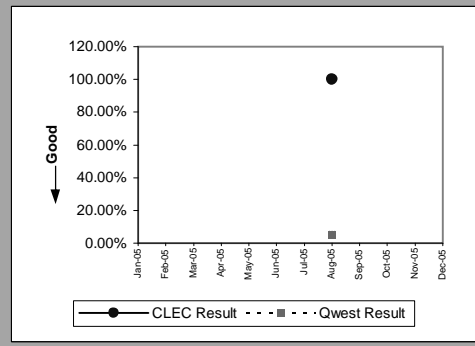
Residence(Parity)									
Date	CLEC Num	CLEC Denom	CLEC Result	CLEC Std Dev	Qwest Num	Qwest Denom	Qwest Result	Mod Z Scr	Parity Scr
Jan-05	1	5	20.00%	40.00%	265	2185	12.13%	0.538572	-0.677596
Feb-05	1	4	25.00%	43.30%	265	2002	13.24%	0.693529	-0.613067
Mar-05	3	11	27.27%	44.54%	324	2467	13.13%	1.385306	-0.237339
Apr-05	0	5	0.00%	0.00%	302	2121	14.24%	-0.910041	-1.553265
May-05	0	10	0.00%	0.00%	327	2241	14.59%	-1.304176	-1.792883
Jun-05	2	12	16.67%	37.27%	344	2459	13.99%	0.266713	-0.807137
Jul-05	3	11	27.27%	44.54%	365	2364	15.44%	1.083603	-0.380402
Aug-05	2	11	18.18%	38.57%	333	2400	13.88%	0.412267	-0.728396
Sep-05	0	8	0.00%	0.00%	272	1998	13.61%	-1.120576	-1.681262
Oct-05	1	3	33.33%	47.14%	282	2141	13.17%	1.031908	-0.481757
Nov-05	0	4	0.00%	0.00%	242	1888	12.82%	-0.766061	-1.465732
Dec-05									



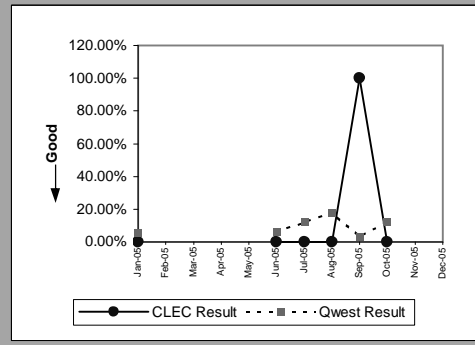
Business(Parity)									
Date	CLEC Num	CLEC Denom	CLEC Result	CLEC Std Dev	Qwest Num	Qwest Denom	Qwest Result	Mod Z Scr	Parity Scr
Jan-05	1	5	20.00%	40.00%	55	461	11.93%	0.553657	-0.676704
Feb-05	0	3	0.00%	0.00%	43	383	11.23%	-0.613566	-1.373022
Mar-05	1	7	14.29%	34.99%	43	460	9.35%	0.445417	-0.723288
Apr-05	0	1	0.00%	0.00%	39	421	9.26%	-0.319143	-1.194025
May-05	0	2	0.00%	0.00%	50	428	11.68%	-0.513147	-1.311971
Jun-05	0	5	0.00%	0.00%	52	489	10.63%	-0.767427	-1.466562
Jul-05	0	2	0.00%	0.00%	43	427	10.07%	-0.472138	-1.287039
Aug-05	0	1	0.00%	0.00%	41	431	9.51%	-0.323859	-1.196892
Sep-05									
Oct-05									
Nov-05	0	3	0.00%	0.00%	46	397	11.59%	-0.624671	-1.379773
Dec-05									



Centrex(Parity)									
Date	CLEC Num	CLEC Denom	CLEC Result	CLEC Std Dev	Qwest Num	Qwest Denom	Qwest Result	Mod Z Scr	Parity Scr
Jan-05									
Feb-05									
Mar-05									
Apr-05									
May-05									
Jun-05									
Jul-05									
Aug-05	1	1	100.00%	0.00%	2	36	5.56%	4.067006	0.100942
Sep-05									
Oct-05									
Nov-05									
Dec-05									

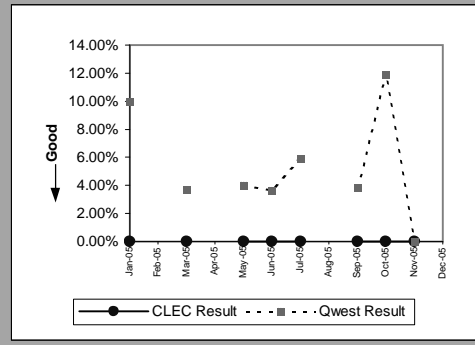


Centrex 21(Parity)									
Date	CLEC Num	CLEC Denom	CLEC Result	CLEC Std Dev	Qwest Num	Qwest Denom	Qwest Result	Mod Z Scr	Parity Scr
Jan-05	0	1	0.00%	0.00%	3	51	5.88%	-0.247584	-1.150521
Feb-05									
Mar-05									
Apr-05									
May-05									
Jun-05	0	2	0.00%	0.00%	3	48	6.25%	-0.357771	-1.217509
Jul-05	0	1	0.00%	0.00%	5	41	12.20%	-0.368215	-1.223859
Aug-05	0	1	0.00%	0.00%	7	39	17.95%	-0.461824	-1.280769
Sep-05	2	2	100.00%	0.00%	1	34	2.94%	7.895146	0.807458
Oct-05	0	1	0.00%	0.00%	4	32	12.50%	-0.372194	-1.226278
Nov-05									
Dec-05									

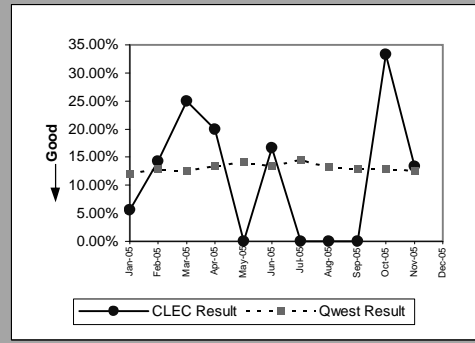


MR-7C - Repair Repeat Report Rate (Percent) - No dispatches

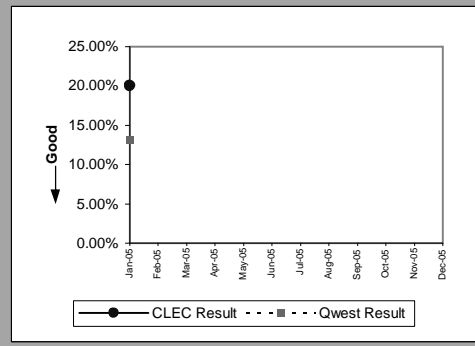
PBX(Parity)									
Date	CLEC Num	CLEC Denom	CLEC Result	CLEC Std Dev	Qwest Num	Qwest Denom	Qwest Result	Mod Z Scr	Parity Scr
Jan-05	0	1	0.00%	0.00%	3	30	10.00%	-0.327913	-1.199357
Feb-05									
Mar-05	0	1	0.00%	0.00%	1	27	3.70%	-0.192582	-1.117082
Apr-05									
May-05	0	1	0.00%	0.00%	1	25	4.00%	-0.20016	-1.121689
Jun-05	0	1	0.00%	0.00%	2	55	3.64%	-0.192515	-1.117041
Jul-05	0	2	0.00%	0.00%	2	34	5.88%	-0.343592	-1.208889
Aug-05									
Sep-05	0	1	0.00%	0.00%	1	26	3.85%	-0.196261	-1.119318
Oct-05	0	1	0.00%	0.00%	5	42	11.90%	-0.363308	-1.220875
Nov-05	0	1	0.00%	0.00%	0	30	0.00%		
Dec-05									



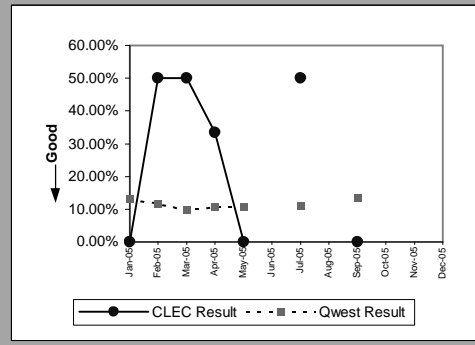
UNE - P (POTS)(Parity)									
Date	CLEC Num	CLEC Denom	CLEC Result	CLEC Std Dev	Qwest Num	Qwest Denom	Qwest Result	Mod Z Scr	Parity Scr
Jan-05	1	18	5.56%	22.91%	320	2646	12.09%	-0.847872	-1.51547
Feb-05	1	7	14.29%	34.99%	308	2385	12.91%	0.108058	-0.889911
Mar-05	1	4	25.00%	43.30%	367	2927	12.54%	0.7521	-0.586774
Apr-05	1	5	20.00%	40.00%	341	2542	13.41%	0.431645	-0.728704
May-05	0	3	0.00%	0.00%	377	2669	14.13%	-0.702069	-1.426828
Jun-05	1	6	16.67%	37.27%	396	2948	13.43%	0.232055	-0.82548
Jul-05	0	6	0.00%	0.00%	408	2791	14.62%	-1.012459	-1.615531
Aug-05	0	4	0.00%	0.00%	374	2831	13.21%	-0.779752	-1.474056
Sep-05	0	3	0.00%	0.00%	310	2404	12.90%	-0.666012	-1.404907
Oct-05	1	3	33.33%	47.14%	323	2510	12.87%	1.05793	-0.471625
Nov-05	2	15	13.33%	33.99%	288	2285	12.60%	0.084838	-0.908135
Dec-05									



UNE P (Centrex)(Parity)									
Date	CLEC Num	CLEC Denom	CLEC Result	CLEC Std Dev	Qwest Num	Qwest Denom	Qwest Result	Mod Z Scr	Parity Scr
Jan-05	1	5	20.00%	40.00%	7	53	13.21%	0.428828	-0.769348
Feb-05									
Mar-05									
Apr-05									
May-05									
Jun-05									
Jul-05									
Aug-05									
Sep-05									
Oct-05									
Nov-05									
Dec-05									

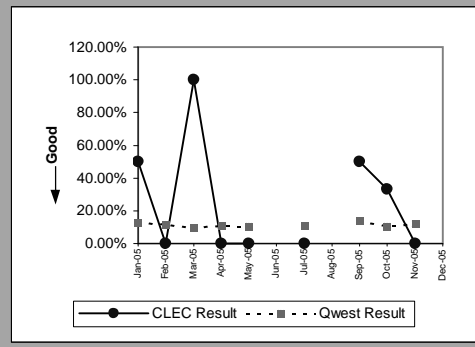


Line Sharing(Parity)									
Date	CLEC Num	CLEC Denom	CLEC Result	CLEC Std Dev	Qwest Num	Qwest Denom	Qwest Result	Mod Z Scr	Parity Scr
Jan-05	0	2	0.00%	0.00%	205	1573	13.03%	-0.547108	-1.332618
Feb-05	1	2	50.00%	50.00%	138	1184	11.66%	1.688492	-0.273892
Mar-05	1	2	50.00%	50.00%	269	2775	9.69%	1.925874	-0.208442
Apr-05	2	6	33.33%	47.14%	439	4076	10.77%	1.781487	-0.117913
May-05	0	3	0.00%	0.00%	425	3960	10.73%	-0.600338	-1.36498
Jun-05									
Jul-05	2	4	50.00%	50.00%	400	3605	11.10%	2.475985	0.115134
Aug-05									
Sep-05	0	2	0.00%	0.00%	509	3773	13.49%	-0.558321	-1.339435
Oct-05									
Nov-05									
Dec-05									



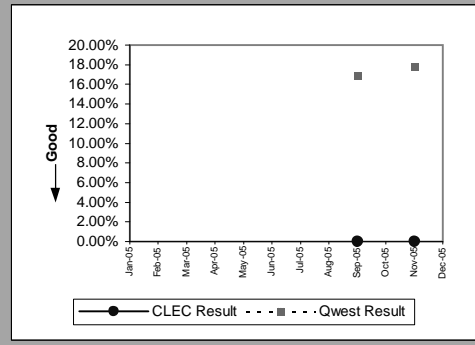
MR-7C - Repair Repeat Report Rate (Percent) - No dispatches

Line Splitting(Parity)									
Date	CLEC Num	CLEC Denom	CLEC Result	CLEC Std Dev	Qwest Num	Qwest Denom	Qwest Result	Mod Z Scr	Parity Scr
Jan-05	1	2	50.00%	50.00%	205	1573	13.03%	1.551918	-0.315237
Feb-05	0	2	0.00%	0.00%	138	1184	11.66%	-0.513242	-1.312029
Mar-05	1	1	100.00%	0.00%	269	2775	9.69%	3.05166	0.012203
Apr-05	0	4	0.00%	0.00%	439	4076	10.77%	-0.694509	-1.422231
May-05	0	4	0.00%	0.00%	425	3960	10.73%	-0.693123	-1.421389
Jun-05									
Jul-05	0	1	0.00%	0.00%	400	3605	11.10%	-0.353229	-1.214748
Aug-05									
Sep-05	1	2	50.00%	50.00%	509	3773	13.49%	1.510976	-0.328318
Oct-05	1	3	33.33%	47.14%	472	4510	10.47%	1.293484	-0.386284
Nov-05	0	3	0.00%	0.00%	528	4416	11.96%	-0.638068	-1.387918
Dec-05									

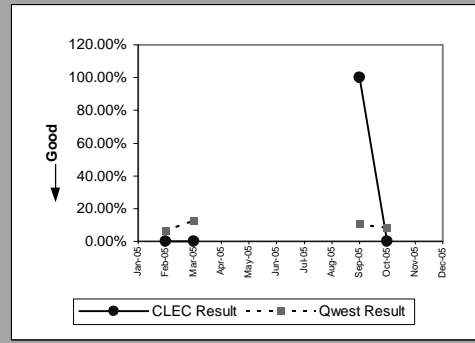


MR-7D - Repair Repeat Report Rate (Percent) - Interval Zone One

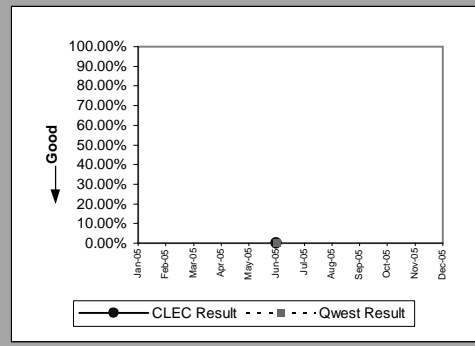
DS0(Parity)									
Date	CLEC Num	CLEC Denom	CLEC Result	CLEC Std Dev	Qwest Num	Qwest Denom	Qwest Result	Mod Z Scr	Parity Scr
Jan-05									
Feb-05									
Mar-05									
Apr-05									
May-05									
Jun-05									
Jul-05									
Aug-05									
Sep-05	0	1	0.00%	0.00%	26	154	16.88%	-0.449238	-1.273117
Oct-05									
Nov-05	0	1	0.00%	0.00%	29	163	17.79%	-0.463787	-1.281962
Dec-05									



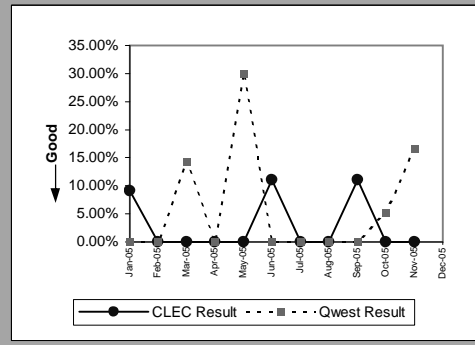
DS1(Parity)									
Date	CLEC Num	CLEC Denom	CLEC Result	CLEC Std Dev	Qwest Num	Qwest Denom	Qwest Result	Mod Z Scr	Parity Scr
Jan-05									
Feb-05	0	1	0.00%	0.00%	8	118	6.78%	-0.268544	-1.163263
Mar-05	0	1	0.00%	0.00%	17	133	12.78%	-0.38139	-1.231868
Apr-05									
May-05									
Jun-05									
Jul-05									
Aug-05									
Sep-05	2	2	100.00%	0.00%	13	124	10.48%	4.099495	0.553017
Oct-05	0	1	0.00%	0.00%	10	114	8.77%	-0.308736	-1.187698
Nov-05									
Dec-05									



DS3(Parity)									
Date	CLEC Num	CLEC Denom	CLEC Result	CLEC Std Dev	Qwest Num	Qwest Denom	Qwest Result	Mod Z Scr	Parity Scr
Jan-05									
Feb-05									
Mar-05									
Apr-05									
May-05									
Jun-05	0	1	0.00%	0.00%	0	2	0.00%		
Jul-05									
Aug-05									
Sep-05									
Oct-05									
Nov-05									
Dec-05									

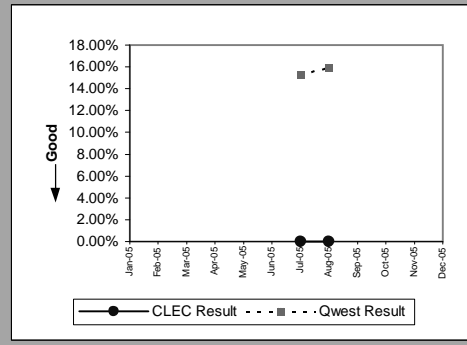


LIS Trunk(Parity)									
Date	CLEC Num	CLEC Denom	CLEC Result	CLEC Std Dev	Qwest Num	Qwest Denom	Qwest Result	Mod Z Scr	Parity Scr
Jan-05	1	11	9.09%	28.75%	0	3	0.00%		-0.918118
Feb-05	0	4	0.00%	0.00%	0	8	0.00%		
Mar-05	0	5	0.00%	0.00%	1	7	14.29%	-0.697217	-1.423878
Apr-05	0	3	0.00%	0.00%	0	3	0.00%		
May-05	0	6	0.00%	0.00%	3	10	30.00%	-1.267731	-1.770726
Jun-05	1	9	11.11%	31.43%	0	11	0.00%		-0.55977
Jul-05	0	10	0.00%	0.00%	0	3	0.00%		
Aug-05	0	9	0.00%	0.00%	0	10	0.00%		
Sep-05	1	9	11.11%	31.43%	0	3	0.00%		-0.875959
Oct-05	0	11	0.00%	0.00%	1	19	5.26%	-0.622123	-1.378224
Nov-05	0	8	0.00%	0.00%	1	6	16.67%	-0.828079	-1.503436
Dec-05									

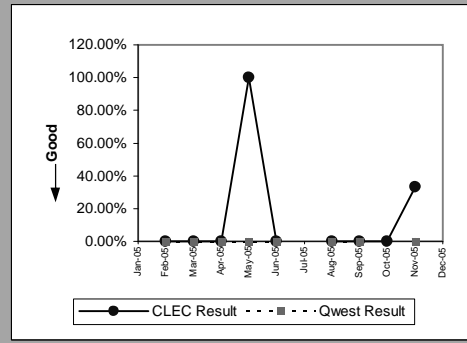


MR-7D - Repair Repeat Report Rate (Percent) - Interval Zone One

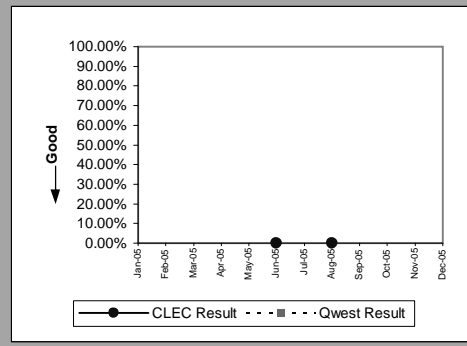
UDIT DS1 (Parity)									
Date	CLEC Num	CLEC Denom	CLEC Result	CLEC Std Dev	Qwest Num	Qwest Denom	Qwest Result	Mod Z Scr	Parity Scr
Jan-05									
Feb-05									
Mar-05									
Apr-05									
May-05									
Jun-05									
Jul-05	0	1	0.00%	0.00%	22	144	15.28%	-0.423183	-1.257277
Aug-05	0	4	0.00%	0.00%	22	138	15.94%	-0.858633	-1.522012
Sep-05									
Oct-05									
Nov-05									
Dec-05									



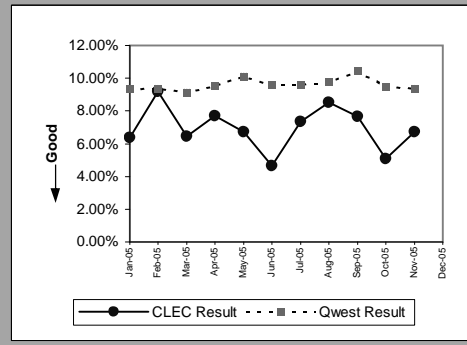
UDIT Above DS1 Level (Parity)									
Date	CLEC Num	CLEC Denom	CLEC Result	CLEC Std Dev	Qwest Num	Qwest Denom	Qwest Result	Mod Z Scr	Parity Scr
Jan-05									
Feb-05	0	1	0.00%	0.00%	0	1	0.00%		
Mar-05	0	4	0.00%	0.00%	0	4	0.00%		
Apr-05	0	2	0.00%	0.00%	0	5	0.00%		
May-05	1	1	100.00%	0.00%	0	3	0.00%		-0.239451
Jun-05	0	4	0.00%	0.00%	0	2	0.00%		
Jul-05									
Aug-05	0	1	0.00%	0.00%	0	6	0.00%		
Sep-05	0	1	0.00%	0.00%	0	1	0.00%		
Oct-05	0	2	0.00%	0.00%					
Nov-05	2	6	33.33%	47.14%	0	4	0.00%		-0.365594
Dec-05									



Dark Fiber - IOF (Parity)									
Date	CLEC Num	CLEC Denom	CLEC Result	CLEC Std Dev	Qwest Num	Qwest Denom	Qwest Result	Mod Z Scr	Parity Scr
Jan-05									
Feb-05									
Mar-05									
Apr-05									
May-05									
Jun-05	0	1	0.00%	0.00%					
Jul-05									
Aug-05	0	1	0.00%	0.00%					
Sep-05									
Oct-05									
Nov-05									
Dec-05									

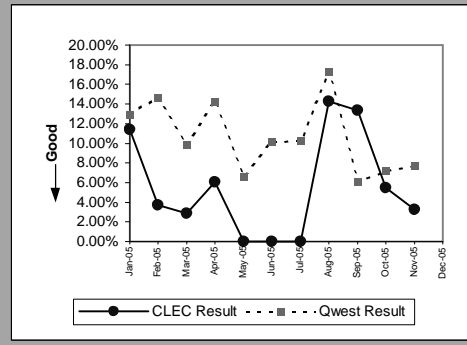


Unbundled Loop Analog (Parity)									
Date	CLEC Num	CLEC Denom	CLEC Result	CLEC Std Dev	Qwest Num	Qwest Denom	Qwest Result	Mod Z Scr	Parity Scr
Jan-05	14	220	6.36%	24.41%	1432	15353	9.33%	-1.500783	-1.912411
Feb-05	16	174	9.20%	28.90%	1054	11220	9.39%	-0.089078	-1.054156
Mar-05	13	202	6.44%	24.54%	1296	14153	9.16%	-1.331591	-1.80955
Apr-05	14	182	7.69%	26.65%	1207	12657	9.54%	-0.840914	-1.511239
May-05	17	253	6.72%	25.04%	1449	14339	10.11%	-1.771331	-2.076893
Jun-05	9	194	4.64%	21.03%	1375	14361	9.57%	-2.32061	-2.410831
Jul-05	18	245	7.35%	26.09%	1550	16133	9.61%	-1.191732	-1.724521
Aug-05	25	293	8.53%	27.94%	1503	15359	9.79%	-0.715277	-1.434857
Sep-05	14	183	7.65%	26.58%	1391	13329	10.44%	-1.224206	-1.744264
Oct-05	17	335	5.07%	21.95%	1394	14691	9.49%	-2.725958	-2.657265
Nov-05	17	253	6.72%	25.04%	1355	14455	9.37%	-1.436139	-1.87311
Dec-05									

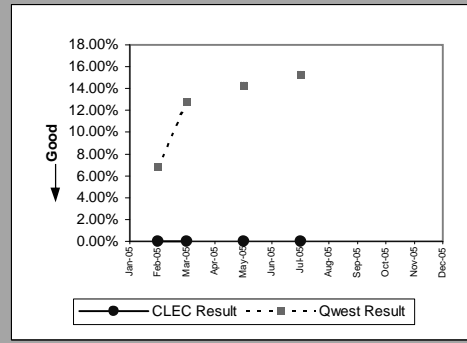


MR-7D - Repair Repeat Report Rate (Percent) - Interval Zone One

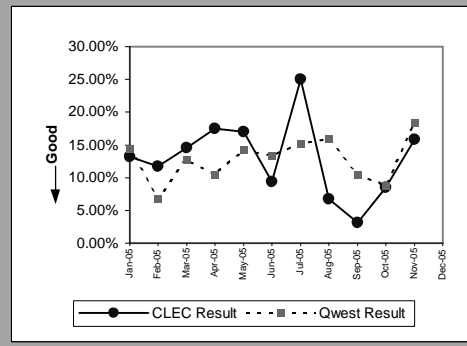
Unbundled Loop - 2 Wire Non-Loaded(Parity)									
Date	CLEC Num	CLEC Denom	CLEC Result	CLEC Std Dev	Qwest Num	Qwest Denom	Qwest Result	Mod Z Scr	Parity Scr
Jan-05	4	35	11.43%	31.82%	7	54	12.96%	-0.210508	-1.12798
Feb-05	1	27	3.70%	18.89%	11	75	14.67%	-1.380751	-1.839437
Mar-05	1	35	2.86%	16.66%	6	61	9.84%	-1.105159	-1.671889
Apr-05	2	33	6.06%	23.86%	10	70	14.29%	-1.113144	-1.676744
May-05	0	36	0.00%	0.00%	4	60	6.67%	-1.267731	-1.770726
Jun-05	0	8	0.00%	0.00%	6	59	10.17%	-0.893041	-1.54293
Jul-05	0	22	0.00%	0.00%	5	49	10.20%	-1.313527	-1.798567
Aug-05	5	35	14.29%	34.99%	15	87	17.24%	-0.39091	-1.237656
Sep-05	4	30	13.33%	33.99%	4	65	6.15%	1.353528	-0.328469
Oct-05	3	55	5.45%	22.71%	3	42	7.14%	-0.319911	-1.194492
Nov-05	1	31	3.23%	17.67%	3	39	7.69%	-0.696601	-1.423504
Dec-05									



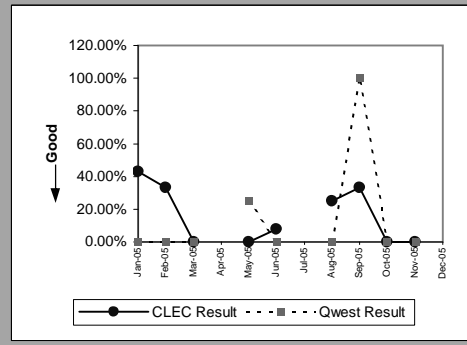
Unbundled Loop - 4 Wire Non-Loaded(Parity)									
Date	CLEC Num	CLEC Denom	CLEC Result	CLEC Std Dev	Qwest Num	Qwest Denom	Qwest Result	Mod Z Scr	Parity Scr
Jan-05					8	118	6.78%	-0.268544	-1.163263
Feb-05	0	1	0.00%	0.00%					
Mar-05	0	2	0.00%	0.00%	17	133	12.78%	-0.537365	-1.326695
Apr-05					21	147	14.29%	-0.406867	-1.247357
May-05	0	1	0.00%	0.00%					
Jun-05					22	144	15.28%	-0.423183	-1.257277
Jul-05	0	1	0.00%	0.00%					
Aug-05									
Sep-05									
Oct-05									
Nov-05									
Dec-05									



Unbundled Loop - DS1 Capable(Parity)									
Date	CLEC Num	CLEC Denom	CLEC Result	CLEC Std Dev	Qwest Num	Qwest Denom	Qwest Result	Mod Z Scr	Parity Scr
Jan-05	12	91	13.19%	33.83%	21	145	14.48%	-0.275349	-1.1674
Feb-05	9	77	11.69%	32.13%	8	118	6.78%	1.332821	-0.296219
Mar-05	14	96	14.58%	35.29%	17	133	12.78%	0.402853	-0.765658
Apr-05	14	80	17.50%	38.00%	10	96	10.42%	1.531736	-0.185543
May-05	15	88	17.05%	37.60%	21	147	14.29%	0.585136	-0.657462
Jun-05	8	85	9.41%	29.20%	17	127	13.39%	-0.832839	-1.50633
Jul-05	18	72	25.00%	43.30%	22	144	15.28%	1.872222	0.003539
Aug-05	7	104	6.73%	25.06%	22	138	15.94%	-1.937788	-2.178092
Sep-05	2	65	3.08%	17.27%	13	124	10.48%	-1.578936	-1.959925
Oct-05	11	129	8.53%	27.93%	10	114	8.77%	-0.067319	-1.040927
Nov-05	15	95	15.79%	36.46%	24	130	18.46%	-0.510239	-1.310204
Dec-05									

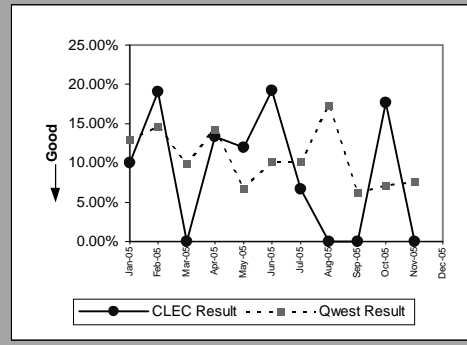


Unbundled Loop - XDSL(Parity)									
Date	CLEC Num	CLEC Denom	CLEC Result	CLEC Std Dev	Qwest Num	Qwest Denom	Qwest Result	Mod Z Scr	Parity Scr
Jan-05	3	7	42.86%	49.49%	0	3	0.00%		-0.293881
Feb-05	1	3	33.33%	47.14%	0	1	0.00%		-0.89833
Mar-05	0	2	0.00%	0.00%	0	2	0.00%		
Apr-05									
May-05	0	4	0.00%	0.00%	1	4	25.00%	-0.816497	-1.496395
Jun-05	2	26	7.69%	26.65%	0	1	0.00%		-1.061596
Jul-05									
Aug-05	2	8	25.00%	43.30%	0	3	0.00%		-0.57969
Sep-05	1	3	33.33%	47.14%	1	1	100.00%		
Oct-05	0	1	0.00%	0.00%	0	2	0.00%		
Nov-05	0	2	0.00%	0.00%	0	2	0.00%		
Dec-05									

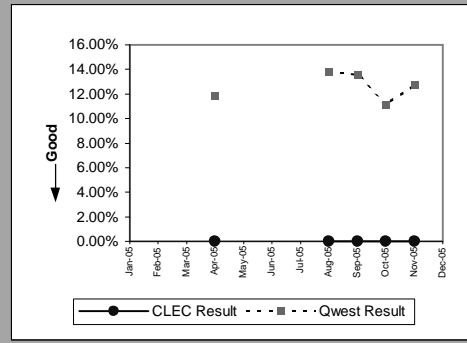


MR-7D - Repair Repeat Report Rate (Percent) - Interval Zone One

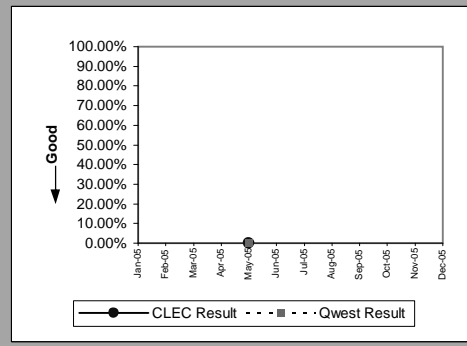
Unbundled Loop ISDN Capable(Parity)									
Date	CLEC Num	CLEC Denom	CLEC Result	CLEC Std Dev	Qwest Num	Qwest Denom	Qwest Result	Mod Z Scr	Parity Scr
Jan-05	2	20	10.00%	30.00%	7	54	12.96%	-0.336991	-1.204876
Feb-05	4	21	19.05%	39.27%	11	75	14.67%	0.501589	-0.70616
Mar-05	0	24	0.00%	0.00%	6	61	9.84%	-1.370741	-1.833351
Apr-05	2	15	13.33%	33.99%	10	70	14.29%	-0.095657	-1.058156
May-05	3	25	12.00%	32.50%	4	60	6.67%	0.898177	-0.528289
Jun-05	5	26	19.23%	39.41%	6	59	10.17%	1.273594	-0.333507
Jul-05	1	15	6.67%	24.94%	5	49	10.20%	-0.396027	-1.240767
Aug-05	0	8	0.00%	0.00%	15	87	17.24%	-1.235442	-1.751095
Sep-05	0	6	0.00%	0.00%	4	65	6.15%	-0.600162	-1.364872
Oct-05	6	34	17.65%	38.12%	3	42	7.14%	1.767977	-0.177899
Nov-05	0	20	0.00%	0.00%	3	39	7.69%	-1.049617	-1.638122
Dec-05									



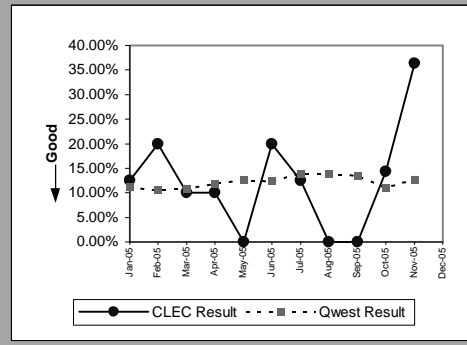
Unbundled Loop - ADSL Qualified(Parity)									
Date	CLEC Num	CLEC Denom	CLEC Result	CLEC Std Dev	Qwest Num	Qwest Denom	Qwest Result	Mod Z Scr	Parity Scr
Jan-05									
Feb-05									
Mar-05									
Apr-05	0	2	0.00%	0.00%	427	3596	11.87%	-0.518976	-1.315515
May-05									
Jun-05									
Jul-05									
Aug-05	0	1	0.00%	0.00%	561	4057	13.83%	-0.400537	-1.243509
Sep-05	0	1	0.00%	0.00%	403	2964	13.60%	-0.396622	-1.241128
Oct-05	0	1	0.00%	0.00%	466	4201	11.09%	-0.35318	-1.214718
Nov-05	0	1	0.00%	0.00%	472	3691	12.79%	-0.38287	-1.232769
Dec-05									



Unbundled Loop - DS3 Capable(Parity)									
Date	CLEC Num	CLEC Denom	CLEC Result	CLEC Std Dev	Qwest Num	Qwest Denom	Qwest Result	Mod Z Scr	Parity Scr
Jan-05									
Feb-05									
Mar-05									
Apr-05									
May-05	0	1	0.00%	0.00%	0	3	0.00%		
Jun-05									
Jul-05									
Aug-05									
Sep-05									
Oct-05									
Nov-05									
Dec-05									

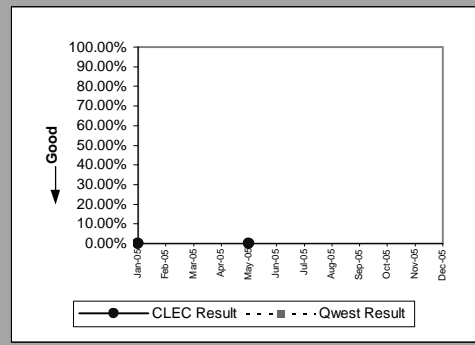


Qwest DSL(Parity)									
Date	CLEC Num	CLEC Denom	CLEC Result	CLEC Std Dev	Qwest Num	Qwest Denom	Qwest Result	Mod Z Scr	Parity Scr
Jan-05	1	8	12.50%	33.07%	182	1616	11.26%	0.110457	-0.888192
Feb-05	1	5	20.00%	40.00%	151	1438	10.50%	0.691678	-0.60873
Mar-05	1	10	10.00%	30.00%	305	2773	11.00%	-0.10078	-1.06127
Apr-05	1	10	10.00%	30.00%	427	3596	11.87%	-0.182971	-1.111238
May-05	0	11	0.00%	0.00%	473	3726	12.69%	-1.26283	-1.767746
Jun-05	1	5	20.00%	40.00%	441	3561	12.38%	0.516623	-0.686945
Jul-05	1	8	12.50%	33.07%	444	3198	13.88%	-0.113043	-1.068725
Aug-05	0	4	0.00%	0.00%	561	4057	13.83%	-0.800777	-1.486838
Sep-05	0	10	0.00%	0.00%	403	2964	13.60%	-1.252323	-1.761358
Oct-05	2	14	14.29%	34.99%	466	4201	11.09%	0.379814	-0.741392
Nov-05	4	11	36.36%	48.10%	472	3691	12.79%	2.337915	0.200394
Dec-05									

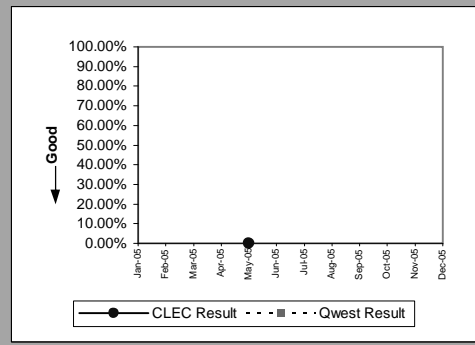


MR-7D - Repair Repeat Report Rate (Percent) - Interval Zone One

Dark Fiber - Loop(Parity)									
Date	CLEC Num	CLEC Denom	CLEC Result	CLEC Std Dev	Qwest Num	Qwest Denom	Qwest Result	Mod Z Scr	Parity Scr
Jan-05	0	1	0.00%	0.00%					
Feb-05									
Mar-05									
Apr-05									
May-05	0	1	0.00%	0.00%					
Jun-05									
Jul-05									
Aug-05									
Sep-05									
Oct-05									
Nov-05									
Dec-05									

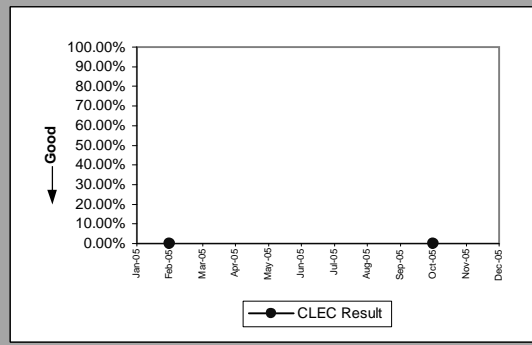


E911 (Parity)									
Date	CLEC Num	CLEC Denom	CLEC Result	CLEC Std Dev	Qwest Num	Qwest Denom	Qwest Result	Mod Z Scr	Parity Scr
Jan-05									
Feb-05									
Mar-05									
Apr-05									
May-05	0	1	0.00%	0.00%					
Jun-05									
Jul-05									
Aug-05									
Sep-05									
Oct-05									
Nov-05									
Dec-05									



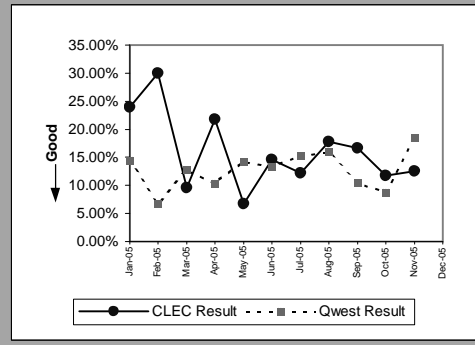
MR-7D - Repair Repeat Report Rate (Percent) - Interval Zone One

Enhanced Extended Loops - DS3 Capable(Diagnostic)				
Date	Numerator	Denominator	CLEC Result	Standard Dev
Jan-05				
Feb-05	0	1	0.00%	0.00%
Mar-05				
Apr-05				
May-05				
Jun-05				
Jul-05				
Aug-05				
Sep-05				
Oct-05	0	1	0.00%	0.00%
Nov-05				
Dec-05				



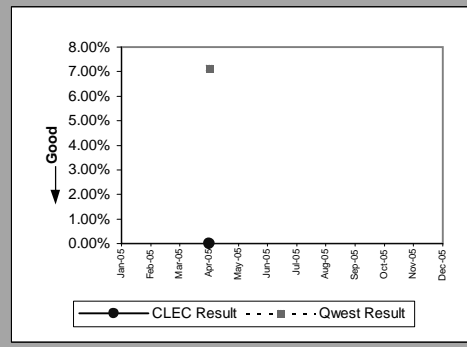
MR-7D - Repair Repeat Report Rate (Percent) - Interval Zone One

Enhanced Extended Loops - DS1 Capable(Parity)									
Date	CLEC Num	CLEC Denom	CLEC Result	CLEC Std Dev	Qwest Num	Qwest Denom	Qwest Result	Mod Z Scr	Parity Scr
Jan-05	11	46	23.91%	42.66%	21	145	14.48%	1.583502	-0.121665
Feb-05	12	40	30.00%	45.83%	8	118	6.78%	5.048376	1.112164
Mar-05	4	42	9.52%	29.35%	17	133	12.78%	-0.551315	-1.335176
Apr-05	10	46	21.74%	41.25%	10	96	10.42%	2.066966	0.056747
May-05	4	59	6.78%	25.14%	21	147	14.29%	-1.391827	-1.84617
Jun-05	6	41	14.63%	35.34%	17	127	13.39%	0.204102	-0.870028
Jul-05	6	49	12.24%	32.78%	22	144	15.28%	-0.509715	-1.309884
Aug-05	13	73	17.81%	38.26%	22	138	15.94%	0.352253	-0.792046
Sep-05	10	60	16.67%	37.27%	13	124	10.48%	1.283367	-0.294966
Oct-05	6	51	11.76%	32.22%	10	114	8.77%	0.627998	-0.638568
Nov-05	7	56	12.50%	33.07%	24	130	18.46%	-0.961285	-1.58442
Dec-05									

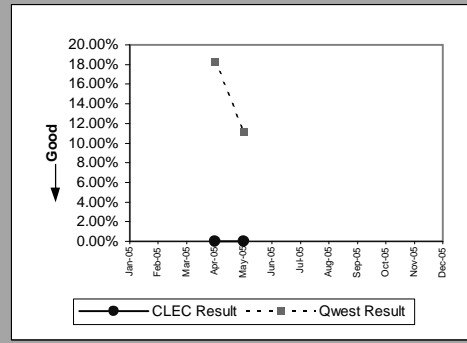


MR-7E - Repair Repeat Report Rate (Percent) - Interval Zone Two

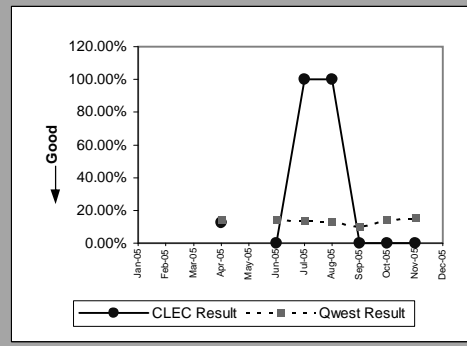
ISDN Primary(Parity)									
Date	CLEC Num	CLEC Denom	CLEC Result	CLEC Std Dev	Qwest Num	Qwest Denom	Qwest Result	Mod Z Scr	Parity Scr
Jan-05									
Feb-05									
Mar-05									
Apr-05	0	2	0.00%	0.00%	1	14	7.14%	-0.3669	-1.223059
May-05									
Jun-05									
Jul-05									
Aug-05									
Sep-05									
Oct-05									
Nov-05									
Dec-05									



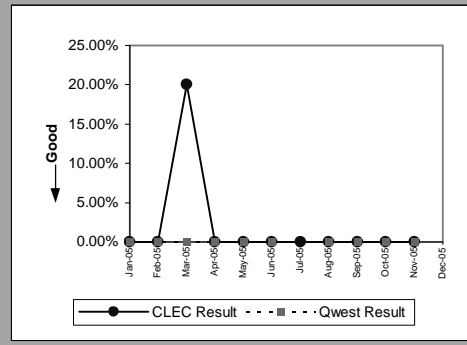
DS0(Parity)									
Date	CLEC Num	CLEC Denom	CLEC Result	CLEC Std Dev	Qwest Num	Qwest Denom	Qwest Result	Mod Z Scr	Parity Scr
Jan-05									
Feb-05									
Mar-05									
Apr-05	0	1	0.00%	0.00%	22	120	18.33%	-0.471842	-1.286859
May-05	0	1	0.00%	0.00%	18	162	11.11%	-0.352467	-1.214285
Jun-05									
Jul-05									
Aug-05									
Sep-05									
Oct-05									
Nov-05									
Dec-05									



DS1(Parity)									
Date	CLEC Num	CLEC Denom	CLEC Result	CLEC Std Dev	Qwest Num	Qwest Denom	Qwest Result	Mod Z Scr	Parity Scr
Jan-05									
Feb-05									
Mar-05									
Apr-05	1	8	12.50%	33.07%	17	118	14.41%	-0.148627	-1.090359
May-05									
Jun-05	0	2	0.00%	0.00%	15	108	13.89%	-0.562775	-1.342143
Jul-05	1	1	100.00%	0.00%	16	117	13.68%	2.5018	-0.09572
Aug-05	1	1	100.00%	0.00%	18	136	13.24%	2.55102	-0.084469
Sep-05	0	1	0.00%	0.00%	12	124	9.68%	-0.326015	-1.198203
Oct-05	0	1	0.00%	0.00%	19	135	14.07%	-0.403223	-1.245142
Nov-05	0	1	0.00%	0.00%	22	140	15.71%	-0.430254	-1.261576
Dec-05									

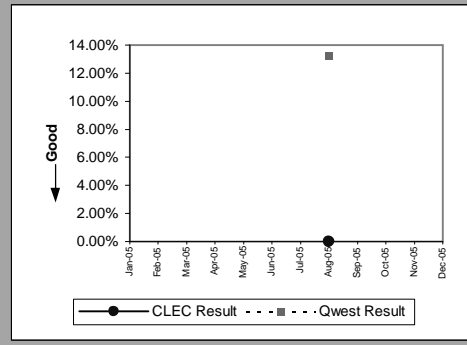


LIS Trunk(Parity)									
Date	CLEC Num	CLEC Denom	CLEC Result	CLEC Std Dev	Qwest Num	Qwest Denom	Qwest Result	Mod Z Scr	Parity Scr
Jan-05	0	3	0.00%	0.00%	0	3	0.00%		
Feb-05	0	1	0.00%	0.00%	0	1	0.00%		
Mar-05	1	5	20.00%	40.00%	0	2	0.00%		-0.838456
Apr-05	0	3	0.00%	0.00%	0	2	0.00%		
May-05	0	2	0.00%	0.00%	0	5	0.00%		
Jun-05	0	2	0.00%	0.00%	0	5	0.00%		
Jul-05	0	4	0.00%	0.00%	0	0	0.00%		
Aug-05	0	6	0.00%	0.00%	0	6	0.00%		
Sep-05	0	2	0.00%	0.00%	0	2	0.00%		
Oct-05	0	5	0.00%	0.00%	0	12	0.00%		
Nov-05	0	5	0.00%	0.00%	0	1	0.00%		
Dec-05									

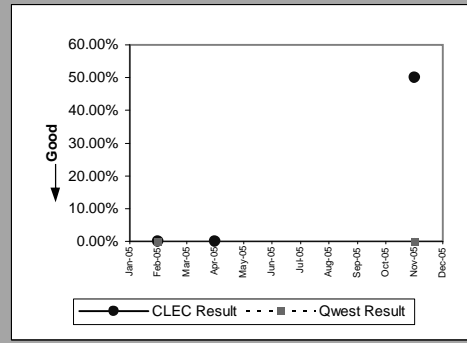


MR-7E - Repair Repeat Report Rate (Percent) - Interval Zone Two

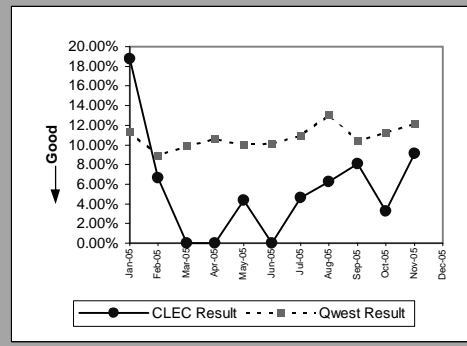
UDIT DS1(Parity)									
Date	CLEC Num	CLEC Denom	CLEC Result	CLEC Std Dev	Qwest Num	Qwest Denom	Qwest Result	Mod Z Scr	Parity Scr
Jan-05									
Feb-05									
Mar-05									
Apr-05									
May-05									
Jun-05									
Jul-05									
Aug-05	0	1	0.00%	0.00%	18	136	13.24%	-0.389139	-1.23658
Sep-05									
Oct-05									
Nov-05									
Dec-05									



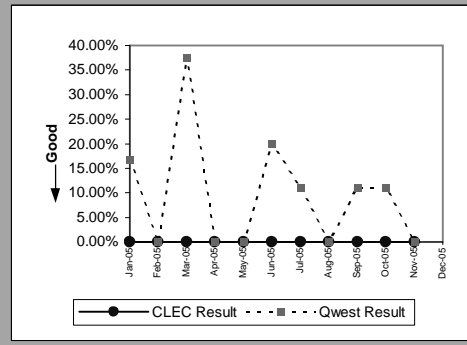
UDIT Above DS1 Level(Parity)									
Date	CLEC Num	CLEC Denom	CLEC Result	CLEC Std Dev	Qwest Num	Qwest Denom	Qwest Result	Mod Z Scr	Parity Scr
Jan-05									
Feb-05	0	1	0.00%	0.00%	0	3	0.00%		
Mar-05									
Apr-05	0	1	0.00%	0.00%					
May-05									
Jun-05									
Jul-05									
Aug-05									
Sep-05									
Oct-05									
Nov-05	1	2	50.00%	50.00%	0	3	0.00%		-0.487635
Dec-05									



Unbundled Loop Analog(Parity)									
Date	CLEC Num	CLEC Denom	CLEC Result	CLEC Std Dev	Qwest Num	Qwest Denom	Qwest Result	Mod Z Scr	Parity Scr
Jan-05	3	16	18.75%	39.03%	377	3326	11.33%	0.933355	-0.451325
Feb-05	1	15	6.67%	24.94%	217	2437	8.90%	-0.303367	-1.184434
Mar-05	0	27	0.00%	0.00%	333	3363	9.90%	-1.715719	-2.043083
Apr-05	0	30	0.00%	0.00%	306	2890	10.59%	-1.875135	-2.140001
May-05	1	23	4.35%	20.39%	347	3451	10.06%	-0.907123	-1.551492
Jun-05	0	24	0.00%	0.00%	403	3962	10.17%	-1.643549	-1.999207
Jul-05	2	43	4.65%	21.06%	367	3346	10.97%	-1.317167	-1.800781
Aug-05	2	32	6.25%	24.21%	509	3903	13.04%	-1.136149	-1.69073
Sep-05	3	37	8.11%	27.30%	321	3074	10.44%	-0.461541	-1.280597
Oct-05	1	31	3.23%	17.67%	440	3902	11.28%	-1.411499	-1.858131
Nov-05	4	44	9.09%	28.75%	458	3760	12.18%	-0.623041	-1.378782
Dec-05									

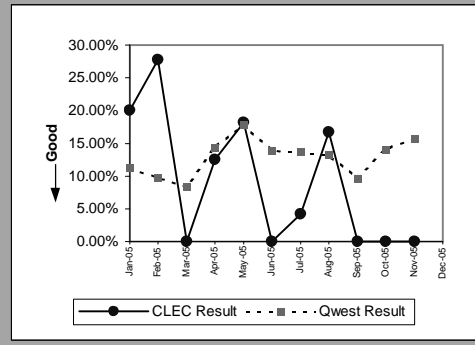


Unbundled Loop - 2 Wire Non-Loaded(Parity)									
Date	CLEC Num	CLEC Denom	CLEC Result	CLEC Std Dev	Qwest Num	Qwest Denom	Qwest Result	Mod Z Scr	Parity Scr
Jan-05	0	4	0.00%	0.00%	1	6	16.67%	-0.69282	-1.421205
Feb-05	0	4	0.00%	0.00%	0	7	0.00%		
Mar-05	0	4	0.00%	0.00%	3	8	37.50%	-1.264911	-1.769011
Apr-05	0	7	0.00%	0.00%	0	9	0.00%		
May-05	0	1	0.00%	0.00%	0	3	0.00%		
Jun-05	0	2	0.00%	0.00%	2	10	20.00%	-0.645497	-1.392434
Jul-05	0	4	0.00%	0.00%	1	9	11.11%	-0.588348	-1.35769
Aug-05	0	6	0.00%	0.00%	0	5	0.00%		
Sep-05	0	1	0.00%	0.00%	1	9	11.11%	-0.33541	-1.203915
Oct-05	0	2	0.00%	0.00%	1	9	11.11%	-0.452267	-1.274959
Nov-05	0	1	0.00%	0.00%	0	5	0.00%		
Dec-05									

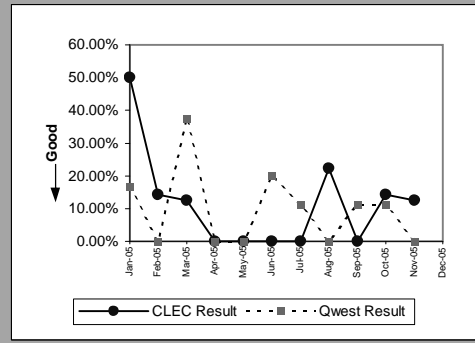


MR-7E - Repair Repeat Report Rate (Percent) - Interval Zone Two

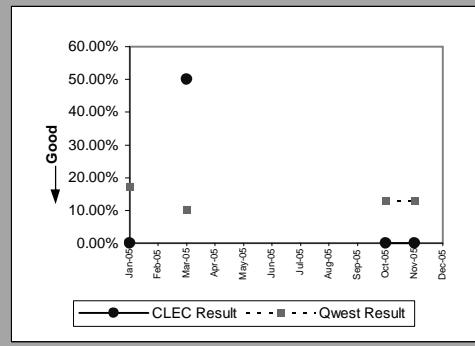
Unbundled Loop - DS1 Capable(Parity)									
Date	CLEC Num	CLEC Denom	CLEC Result	CLEC Std Dev	Qwest Num	Qwest Denom	Qwest Result	Mod Z Scr	Parity Scr
Jan-05	1	5	20.00%	40.00%	15	134	11.19%	0.613187	-0.661412
Feb-05	5	18	27.78%	44.79%	11	113	9.73%	2.398485	0.180143
Mar-05	0	11	0.00%	0.00%	11	131	8.40%	-0.964481	-1.586363
Apr-05	1	8	12.50%	33.07%	17	118	14.41%	-0.148627	-1.090359
May-05	4	22	18.18%	38.57%	21	118	17.80%	0.043368	-0.961798
Jun-05	0	13	0.00%	0.00%	15	108	13.89%	-1.368028	-1.831702
Jul-05	1	24	4.17%	19.98%	16	117	13.68%	-1.235004	-1.750829
Aug-05	2	12	16.67%	37.27%	18	136	13.24%	0.336247	-0.784937
Sep-05	0	6	0.00%	0.00%	12	124	9.68%	-0.783062	-1.476068
Oct-05	0	14	0.00%	0.00%	19	135	14.07%	-1.441404	-1.876311
Nov-05	0	13	0.00%	0.00%	22	140	15.71%	-1.489225	-1.905385
Dec-05									



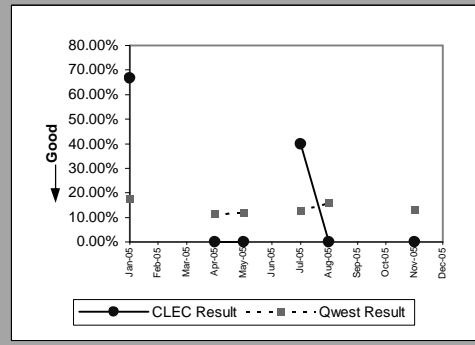
Unbundled Loop ISDN Capable(Parity)									
Date	CLEC Num	CLEC Denom	CLEC Result	CLEC Std Dev	Qwest Num	Qwest Denom	Qwest Result	Mod Z Scr	Parity Scr
Jan-05	2	4	50.00%	50.00%	1	6	16.67%	1.385641	-0.432893
Feb-05	1	7	14.29%	34.99%	0	7	0.00%		-0.625012
Mar-05	1	8	12.50%	33.07%	3	8	37.50%	-1.032796	-1.627895
Apr-05	0	4	0.00%	0.00%	0	9	0.00%		
May-05	0	5	0.00%	0.00%	0	3	0.00%		
Jun-05	0	9	0.00%	0.00%	2	10	20.00%	-1.088214	-1.661587
Jul-05	0	9	0.00%	0.00%	1	9	11.11%	-0.75	-1.455968
Aug-05	2	9	22.22%	41.57%	0	5	0.00%		-0.454928
Sep-05	0	1	0.00%	0.00%	1	9	11.11%	-0.33541	-1.203915
Oct-05	1	7	14.29%	34.99%	1	9	11.11%	0.200446	-0.951587
Nov-05	1	8	12.50%	33.07%	0	5	0.00%		-0.719438
Dec-05									



Unbundled Loop - ADSL Qualified(Parity)									
Date	CLEC Num	CLEC Denom	CLEC Result	CLEC Std Dev	Qwest Num	Qwest Denom	Qwest Result	Mod Z Scr	Parity Scr
Jan-05	0	1	0.00%	0.00%	139	802	17.33%	-0.457594	-1.278197
Feb-05									
Mar-05	2	4	50.00%	50.00%	117	1128	10.37%	2.594779	0.153599
Apr-05									
May-05									
Jun-05									
Jul-05									
Aug-05									
Sep-05									
Oct-05	0	1	0.00%	0.00%	210	1632	12.87%	-0.384173	-1.233561
Nov-05	0	2	0.00%	0.00%	247	1912	12.92%	-0.544414	-1.33098
Dec-05									

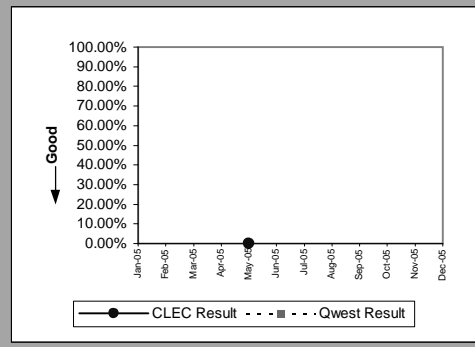


Qwest DSL(Parity)									
Date	CLEC Num	CLEC Denom	CLEC Result	CLEC Std Dev	Qwest Num	Qwest Denom	Qwest Result	Mod Z Scr	Parity Scr
Jan-05	2	3	66.67%	47.14%	139	802	17.33%	2.25328	0.058078
Feb-05									
Mar-05									
Apr-05	0	1	0.00%	0.00%	156	1358	11.49%	-0.360122	-1.218939
May-05	0	1	0.00%	0.00%	168	1422	11.81%	-0.365892	-1.222447
Jun-05									
Jul-05	2	5	40.00%	48.99%	200	1552	12.89%	1.806587	-0.106582
Aug-05	0	2	0.00%	0.00%	276	1725	16.00%	-0.616856	-1.375022
Sep-05									
Oct-05									
Nov-05	0	1	0.00%	0.00%	247	1912	12.92%	-0.385059	-1.2341
Dec-05									



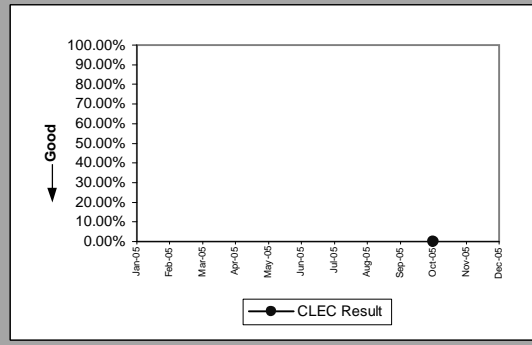
MR-7E - Repair Repeat Report Rate (Percent) - Interval Zone Two

E911(Parity)									
Date	CLEC Num	CLEC Denom	CLEC Result	CLEC Std Dev	Qwest Num	Qwest Denom	Qwest Result	Mod Z Scr	Parity Scr
Jan-05									
Feb-05									
Mar-05									
Apr-05									
May-05	0	1	0.00%	0.00%					
Jun-05									
Jul-05									
Aug-05									
Sep-05									
Oct-05									
Nov-05									
Dec-05									



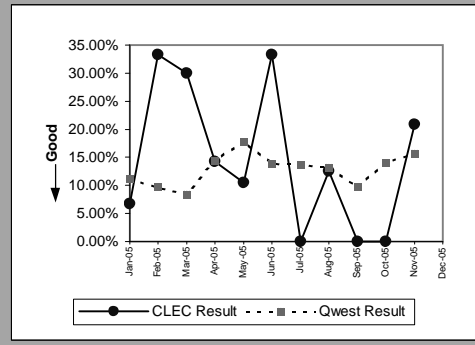
MR-7E - Repair Repeat Report Rate (Percent) - Interval Zone Two

Enhanced Extended Loops - DS0 Capable(Diagnostic)				
Date	Numerator	Denominator	CLEC Result	Standard Dev
Jan-05				
Feb-05				
Mar-05				
Apr-05				
May-05				
Jun-05				
Jul-05				
Aug-05				
Sep-05				
Oct-05	0	1	0.00%	0.00%
Nov-05				
Dec-05				



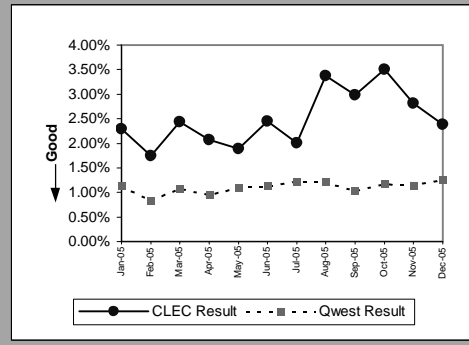
MR-7E - Repair Repeat Report Rate (Percent) - Interval Zone Two

Enhanced Extended Loops - DS1 Capable(Parity)									
Date	CLEC Num	CLEC Denom	CLEC Result	CLEC Std Dev	Qwest Num	Qwest Denom	Qwest Result	Mod Z Scr	Parity Scr
Jan-05	1	15	6.67%	24.94%	15	134	11.19%	-0.527395	-1.320633
Feb-05	5	15	33.33%	47.14%	11	113	9.73%	2.897025	0.373069
Mar-05	6	20	30.00%	45.83%	11	131	8.40%	3.244604	0.505017
Apr-05	1	7	14.29%	34.99%	17	118	14.41%	-0.008862	-1.005388
May-05	2	19	10.53%	30.69%	21	118	17.80%	-0.768946	-1.467486
Jun-05	4	12	33.33%	47.14%	15	108	13.89%	1.847754	-0.035284
Jul-05	0	5	0.00%	0.00%	16	117	13.68%	-0.87156	-1.529871
Aug-05	2	16	12.50%	33.07%	18	136	13.24%	-0.082098	-1.049912
Sep-05	0	4	0.00%	0.00%	12	124	9.68%	-0.644344	-1.391733
Oct-05	0	9	0.00%	0.00%	19	135	14.07%	-1.175587	-1.714706
Nov-05	5	24	20.83%	40.61%	22	140	15.71%	0.636667	-0.620028
Dec-05									

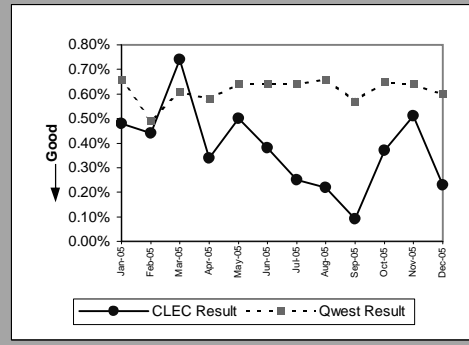


MR-8 - Trouble Rate (Percent)

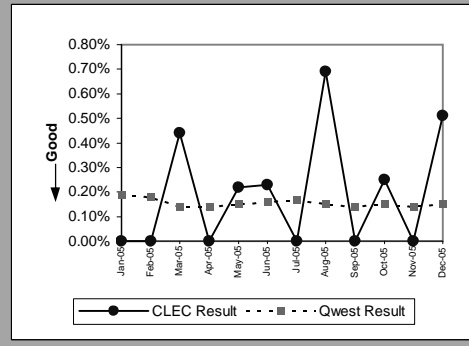
Residence(Parity)									
Date	CLEC Num	CLEC Denom	CLEC Result	CLEC Std Dev	Qwest Num	Qwest Denom	Qwest Result	Mod Z Scr	Parity Scr
Jan-05	66	2883	2.29%	14.96%	16558	1455084	1.14%	5.822663	2.539928
Feb-05	51	2925	1.74%	13.09%	12074	1450588	0.83%	5.418993	2.294514
Mar-05	77	3158	2.44%	15.42%	15573	1446425	1.08%	7.40617	3.502631
Apr-05	60	2902	2.07%	14.23%	13692	1441158	0.95%	6.199307	2.768911
May-05	60	3173	1.89%	13.62%	15736	1434380	1.10%	4.288436	1.607184
Jun-05	77	3139	2.45%	15.47%	16253	1428590	1.14%	6.940977	3.219814
Jul-05	60	2983	2.01%	14.04%	17400	1419862	1.23%	3.897435	1.369472
Aug-05	96	2842	3.38%	18.07%	17109	1414507	1.21%	10.564313	5.422647
Sep-05	86	2877	2.99%	17.03%	14544	1412057	1.03%	10.397946	5.321502
Oct-05	98	2797	3.50%	18.39%	16472	1407853	1.17%	11.466473	5.971121
Nov-05	79	2816	2.81%	16.51%	16115	1402954	1.15%	8.242389	4.011017
Dec-05	63	2631	2.39%	15.29%	17574	1396028	1.26%	5.219948	2.173503



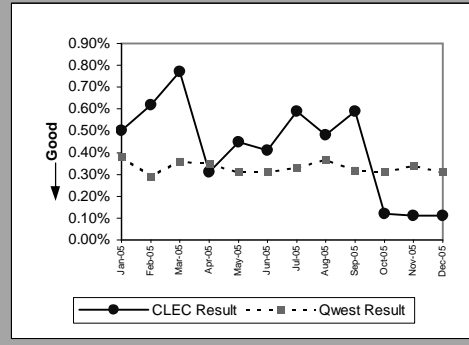
Business(Parity)									
Date	CLEC Num	CLEC Denom	CLEC Result	CLEC Std Dev	Qwest Num	Qwest Denom	Qwest Result	Mod Z Scr	Parity Scr
Jan-05	16	3315	0.48%	6.93%	2121	320371	0.66%	-1.26708	-1.77033
Feb-05	14	3173	0.44%	6.63%	1583	320073	0.49%	-0.426288	-1.259165
Mar-05	19	2554	0.74%	8.59%	1943	321023	0.61%	0.900013	-0.452831
Apr-05	8	2366	0.34%	5.80%	1855	321692	0.58%	-1.526638	-1.92813
May-05	12	2377	0.50%	7.09%	2054	322130	0.64%	-0.810395	-1.492685
Jun-05	9	2398	0.38%	6.11%	2070	323380	0.64%	-1.619966	-1.984869
Jul-05	6	2393	0.25%	5.00%	2079	324549	0.64%	-2.381672	-2.447954
Aug-05	5	2259	0.22%	4.70%	2153	326287	0.66%	-2.565408	-2.559658
Sep-05	2	2216	0.09%	3.00%	1860	326705	0.57%	-2.987277	-2.816136
Oct-05	8	2165	0.37%	6.07%	2121	326836	0.65%	-1.613925	-1.981197
Nov-05	11	2160	0.51%	7.12%	2100	327628	0.64%	-0.764542	-1.464808
Dec-05	5	2161	0.23%	4.80%	1978	327769	0.60%	-2.2261	-2.353373



Centrex(Parity)									
Date	CLEC Num	CLEC Denom	CLEC Result	CLEC Std Dev	Qwest Num	Qwest Denom	Qwest Result	Mod Z Scr	Parity Scr
Jan-05	0	457	0.00%	0.00%	143	74096	0.19%	-0.937158	-1.569752
Feb-05	0	456	0.00%		132	73983	0.18%	-0.90003	-1.547179
Mar-05	2	450	0.44%	6.65%	104	73135	0.14%	1.696225	-0.146013
Apr-05	0	445	0.00%		104	71751	0.14%	-0.801226	-1.487111
May-05	1	445	0.22%	4.74%	106	71610	0.15%	0.419525	-0.71114
Jun-05	1	437	0.23%	4.78%	114	71433	0.16%	0.361522	-0.739479
Jul-05	0	437	0.00%		118	71260	0.17%	-0.848772	-1.516017
Aug-05	3	435	0.69%	8.28%	105	70685	0.15%	2.921385	0.312331
Sep-05	0	432	0.00%		95	69495	0.14%	-0.766617	-1.46607
Oct-05	1	401	0.25%	4.99%	104	69401	0.15%	0.513731	-0.666236
Nov-05	0	394	0.00%		99	68975	0.14%	-0.750404	-1.456213
Dec-05	2	392	0.51%	7.12%	105	68487	0.15%	1.800865	-0.109509

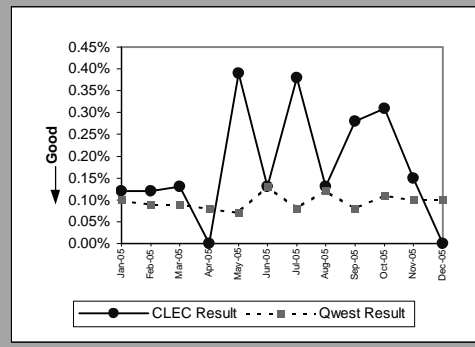


Centrex 21(Parity)									
Date	CLEC Num	CLEC Denom	CLEC Result	CLEC Std Dev	Qwest Num	Qwest Denom	Qwest Result	Mod Z Scr	Parity Scr
Jan-05	3	596	0.50%	7.08%	195	51791	0.38%	0.502727	-0.694364
Feb-05	4	650	0.62%	7.82%	151	51431	0.29%	1.506819	-0.083919
Mar-05	5	649	0.77%	8.74%	183	51204	0.36%	1.752123	0.065215
Apr-05	2	646	0.31%	5.56%	176	50735	0.35%	-0.160238	-1.097418
May-05	3	663	0.45%	6.71%	155	50445	0.31%	0.671227	-0.591923
Jun-05	3	740	0.41%	6.35%	153	49594	0.31%	0.471807	-0.713161
Jul-05	5	845	0.59%	7.67%	162	48651	0.33%	1.294351	-0.21309
Aug-05	4	836	0.48%	6.90%	175	47230	0.37%	0.509188	-0.690436
Sep-05	5	843	0.59%	7.68%	151	46758	0.32%	1.370344	-0.16689
Oct-05	1	855	0.12%	3.42%	143	46080	0.31%	-1.007268	-1.612375
Nov-05	1	890	0.11%	3.35%	153	45451	0.34%	-1.14395	-1.695472
Dec-05	1	916	0.11%	3.30%	140	44777	0.31%	-1.092037	-1.663911

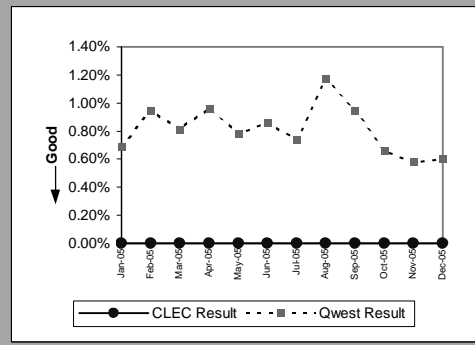


MR-8 - Trouble Rate (Percent)

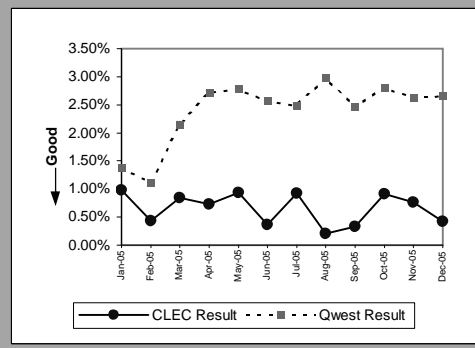
PBX(Parity)									
Date	CLEC Num	CLEC Denom	CLEC Result	CLEC Std Dev	Qwest Num	Qwest Denom	Qwest Result	Mod Z Scr	Parity Scr
Jan-05	1	828	0.12%	3.47%	68	64976	0.10%	0.142545	-0.913339
Feb-05	1	809	0.12%	3.51%	57	64646	0.09%	0.337485	-0.794824
Mar-05	1	772	0.13%	3.60%	55	63877	0.09%	0.408954	-0.751373
Apr-05	0	762	0.00%		52	63513	0.08%	-0.785482	-1.477539
May-05	3	771	0.39%	6.23%	47	62697	0.07%	3.167638	0.925787
Jun-05	1	777	0.13%	3.59%	80	62401	0.13%	0.003848	-0.99766
Jul-05	3	782	0.38%	6.18%	49	61990	0.08%	3.011804	0.831047
Aug-05	1	786	0.13%	3.56%	76	61261	0.12%	0.025065	-0.984762
Sep-05	2	724	0.28%	5.25%	51	60557	0.08%	1.770623	0.076463
Oct-05	2	652	0.31%	5.53%	68	59867	0.11%	1.456406	-0.114568
Nov-05	1	655	0.15%	3.90%	58	59372	0.10%	0.447974	-0.727651
Dec-05	0	631	0.00%		58	59054	0.10%	-0.783447	-1.476302



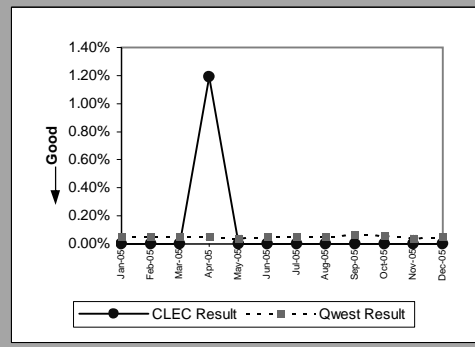
Basic Rate ISDN(Parity)									
Date	CLEC Num	CLEC Denom	CLEC Result	CLEC Std Dev	Qwest Num	Qwest Denom	Qwest Result	Mod Z Scr	Parity Scr
Jan-05	0	12	0.00%	0.00%	60	8658	0.69%	-0.289179	-1.175808
Feb-05	0	12	0.00%		82	8623	0.95%	-0.339189	-1.206212
Mar-05	0	12	0.00%		69	8472	0.81%	-0.313683	-1.190706
Apr-05	0	12	0.00%		80	8362	0.96%	-0.340217	-1.206838
May-05	0	11	0.00%		63	8119	0.78%	-0.293098	-1.178191
Jun-05	0	11	0.00%		69	8019	0.86%	-0.308773	-1.187721
Jul-05	0	11	0.00%		59	7934	0.74%	-0.286877	-1.174409
Aug-05	0	11	0.00%		92	7859	1.17%	-0.360711	-1.219297
Sep-05	0	11	0.00%		74	7811	0.95%	-0.324131	-1.197058
Oct-05	0	11	0.00%		51	7763	0.66%	-0.26952	-1.163856
Nov-05	0	11	0.00%		44	7622	0.58%	-0.252541	-1.153534
Dec-05	0	11	0.00%		45	7529	0.60%	-0.256991	-1.15624



Qwest DSL(Parity)									
Date	CLEC Num	CLEC Denom	CLEC Result	CLEC Std Dev	Qwest Num	Qwest Denom	Qwest Result	Mod Z Scr	Parity Scr
Jan-05	11	1121	0.98%	9.86%	2418	175633	1.38%	-1.132707	-1.688637
Feb-05	5	1152	0.43%	6.57%	2015	179164	1.12%	-2.215798	-2.34711
Mar-05	10	1185	0.84%	9.15%	3901	181791	2.15%	-3.082934	-2.874291
Apr-05	9	1232	0.73%	8.52%	4956	182607	2.71%	-4.270185	-3.596088
May-05	12	1293	0.93%	9.59%	5148	185112	2.78%	-4.03806	-3.454966
Jun-05	5	1360	0.37%	6.05%	4820	187761	2.57%	-5.110248	-4.10681
Jul-05	13	1412	0.92%	9.55%	4750	190801	2.49%	-3.769716	-3.291824
Aug-05	3	1447	0.21%	4.55%	5785	194762	2.97%	-6.168088	-4.749932
Sep-05	5	1509	0.33%	5.75%	4956	201225	2.46%	-5.322457	-4.235824
Oct-05	14	1536	0.91%	9.50%	5833	208432	2.80%	-4.467719	-3.71618
Nov-05	12	1577	0.76%	8.69%	5603	212889	2.63%	-4.624164	-3.811292
Dec-05	7	1654	0.42%	6.49%	5815	218439	2.66%	-5.63514	-4.425922

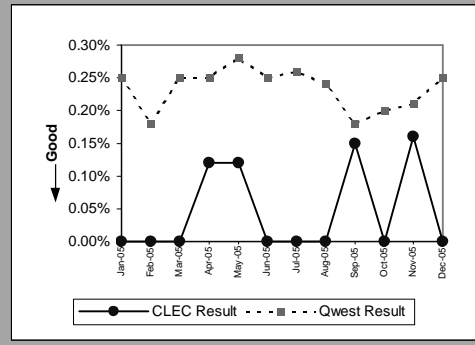


ISDN Primary(Parity)									
Date	CLEC Num	CLEC Denom	CLEC Result	CLEC Std Dev	Qwest Num	Qwest Denom	Qwest Result	Mod Z Scr	Parity Scr
Jan-05	0	96	0.00%	0.00%	26	56894	0.05%	-0.209326	-1.127261
Feb-05	0	96	0.00%		27	57929	0.05%	-0.211403	-1.128524
Mar-05	0	168	0.00%		27	58851	0.05%	-0.277294	-1.168583
Apr-05	2	168	1.19%	10.85%	32	59115	0.05%	6.323242	0.76177
May-05	0	168	0.00%		24	58085	0.04%	-0.263142	-1.159979
Jun-05	0	168	0.00%		29	59403	0.05%	-0.28605	-1.173906
Jul-05	0	168	0.00%		27	59998	0.05%	-0.274637	-1.166967
Aug-05	0	144	0.00%		32	60837	0.05%	-0.274962	-1.167165
Sep-05	0	144	0.00%		43	61518	0.07%	-0.316999	-1.192722
Oct-05	0	84	0.00%		36	61235	0.06%	-0.222137	-1.13505
Nov-05	0	84	0.00%		26	61324	0.04%	-0.188628	-1.114678
Dec-05	0	84	0.00%		32	62097	0.05%	-0.207969	-1.126436

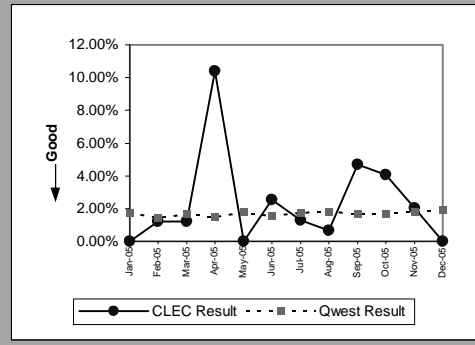


MR-8 - Trouble Rate (Percent)

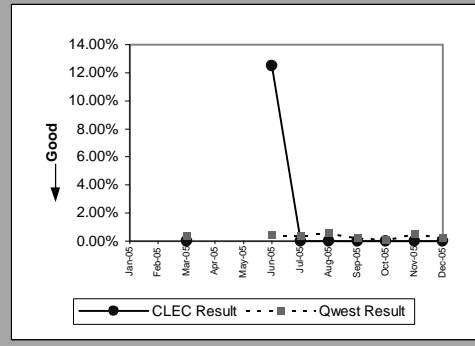
DS0(Parity)									
Date	CLEC Num	CLEC Denom	CLEC Result	CLEC Std Dev	Qwest Num	Qwest Denom	Qwest Result	Mod Z Scr	Parity Scr
Jan-05	0	508	0.00%	0.00%	273	109555	0.25%	-1.123917	-1.683293
Feb-05	0	845	0.00%		228	128965	0.18%	-1.219343	-1.741308
Mar-05	0	844	0.00%		327	128350	0.25%	-1.46345	-1.889714
Apr-05	1	843	0.12%	3.44%	328	129513	0.25%	-0.77522	-1.471301
May-05	1	844	0.12%	3.44%	369	129584	0.28%	-0.903582	-1.549339
Jun-05	0	770	0.00%		332	131359	0.25%	-1.392723	-1.846716
Jul-05	0	694	0.00%		348	133060	0.26%	-1.345503	-1.818008
Aug-05	0	692	0.00%		314	130815	0.24%	-1.286961	-1.782417
Sep-05	1	673	0.15%	3.85%	248	135150	0.18%	-0.211095	-1.128336
Oct-05	0	609	0.00%		277	135340	0.20%	-1.115078	-1.67792
Nov-05	1	608	0.16%	4.05%	285	136275	0.21%	-0.240528	-1.146231
Dec-05	0	608	0.00%		340	133894	0.25%	-1.241306	-1.754661



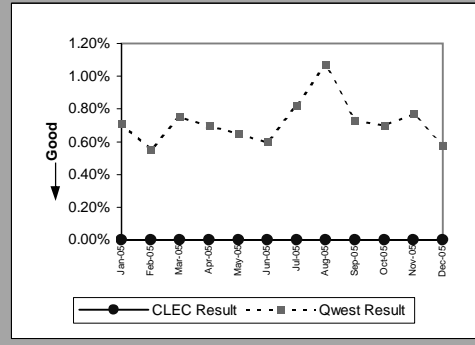
DS1(Parity)									
Date	CLEC Num	CLEC Denom	CLEC Result	CLEC Std Dev	Qwest Num	Qwest Denom	Qwest Result	Mod Z Scr	Parity Scr
Jan-05	0	84	0.00%	0.00%	279	15866	1.76%	-1.222965	-1.74351
Feb-05	1	81	1.23%	11.04%	231	15917	1.45%	-0.162675	-1.098899
Mar-05	1	82	1.22%	10.98%	264	15838	1.67%	-0.315606	-1.191875
Apr-05	8	77	10.39%	30.51%	232	15589	1.49%	6.43508	1.586429
May-05	0	79	0.00%		265	14749	1.80%	-1.199036	-1.728962
Jun-05	2	79	2.53%	15.71%	235	14845	1.58%	0.673713	-0.578315
Jul-05	1	77	1.30%	11.32%	261	14814	1.76%	-0.308115	-1.187321
Aug-05	1	147	0.68%	8.22%	274	14887	1.84%	-1.04146	-1.633163
Sep-05	3	64	4.69%	21.14%	248	14579	1.70%	1.843545	-0.047312
Oct-05	2	49	4.08%	19.79%	249	14573	1.71%	1.279625	-0.305982
Nov-05	1	49	2.04%	14.14%	270	14591	1.85%	0.098711	-0.877059
Dec-05	0	47	0.00%		279	14588	1.91%	-0.955758	-1.58106



DS3(Parity)									
Date	CLEC Num	CLEC Denom	CLEC Result	CLEC Std Dev	Qwest Num	Qwest Denom	Qwest Result	Mod Z Scr	Parity Scr
Jan-05									
Feb-05									
Mar-05	0	1	0.00%		5	1208	0.41%	-0.064443	-1.039178
Apr-05									
May-05									
Jun-05	1	8	12.50%	33.07%	6	1369	0.44%	5.149547	0.266969
Jul-05	0	8	0.00%		5	1360	0.37%	-0.171312	-1.10415
Aug-05	0	7	0.00%		8	1370	0.58%	-0.202255	-1.122962
Sep-05	0	6	0.00%		3	1354	0.22%	-0.115172	-1.07002
Oct-05	0	6	0.00%		1	1349	0.07%	-0.066568	-1.040471
Nov-05	0	6	0.00%		7	1343	0.52%	-0.17691	-1.107554
Dec-05	0	5	0.00%		3	1352	0.22%	-0.105254	-1.06399

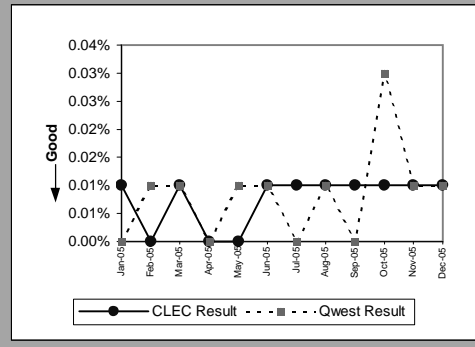


Frame Relay(Parity)									
Date	CLEC Num	CLEC Denom	CLEC Result	CLEC Std Dev	Qwest Num	Qwest Denom	Qwest Result	Mod Z Scr	Parity Scr
Jan-05	0	13	0.00%	0.00%	54	7561	0.71%	-0.305536	-1.185753
Feb-05	0	15	0.00%		41	7434	0.55%	-0.288131	-1.175171
Mar-05	0	13	0.00%		55	7300	0.75%	-0.313868	-1.190818
Apr-05	0	13	0.00%		50	7164	0.70%	-0.301999	-1.183603
May-05	0	7	0.00%		45	6942	0.65%	-0.213602	-1.129861
Jun-05	0	7	0.00%		41	6841	0.60%	-0.205336	-1.124835
Jul-05	0	7	0.00%		55	6713	0.82%	-0.240343	-1.146118
Aug-05	0	7	0.00%		70	6560	1.07%	-0.274628	-1.166962
Sep-05	0	10	0.00%		48	6543	0.73%	-0.271644	-1.165148
Oct-05	0	10	0.00%		45	6416	0.70%	-0.265561	-1.16145
Nov-05	0	10	0.00%		49	6330	0.77%	-0.279088	-1.169673
Dec-05	0	9	0.00%		36	6231	0.58%	-0.228527	-1.138935

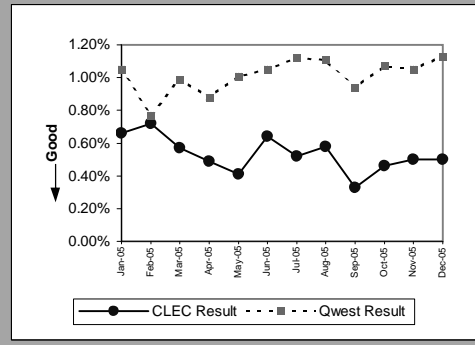


MR-8 - Trouble Rate (Percent)

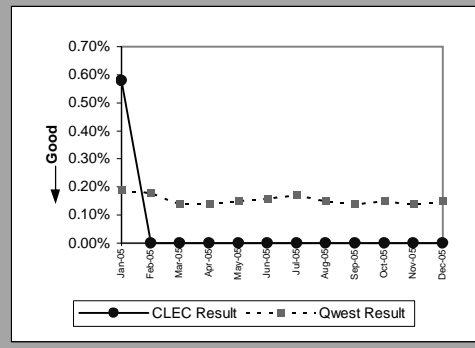
LIS Trunk(Parity)									
Date	CLEC Num	CLEC Denom	CLEC Result	CLEC Std Dev	Qwest Num	Qwest Denom	Qwest Result	Mod Z Scr	Parity Scr
Jan-05	14	188607	0.01%	0.86%	6	124233	0.00%	1.021238	-0.379132
Feb-05	5	188633	0.00%	0.51%	9	125925	0.01%	-1.461624	-1.888604
Mar-05	10	184555	0.01%	0.74%	9	127701	0.01%	-0.5332	-1.324162
Apr-05	6	176395	0.00%	0.58%	5	128369	0.00%	-0.21557	-1.131057
May-05	8	174115	0.00%	0.68%	15	127566	0.01%	-1.792717	-2.089895
Jun-05	11	170661	0.01%	0.80%	16	126558	0.01%	-1.4858	-1.903302
Jul-05	14	168789	0.01%	0.91%	3	124089	0.00%	3.196278	0.943199
Aug-05	15	165764	0.01%	0.95%	16	123081	0.01%	-0.920938	-1.559891
Sep-05	11	164613	0.01%	0.82%	5	122277	0.00%	1.074211	-0.346926
Oct-05	16	167229	0.01%	0.98%	31	122821	0.03%	-2.625414	-2.596138
Nov-05	13	168861	0.01%	0.88%	7	124084	0.01%	0.732569	-0.55463
Dec-05	12	170361	0.01%	0.84%	7	123700	0.01%	0.492894	-0.700342



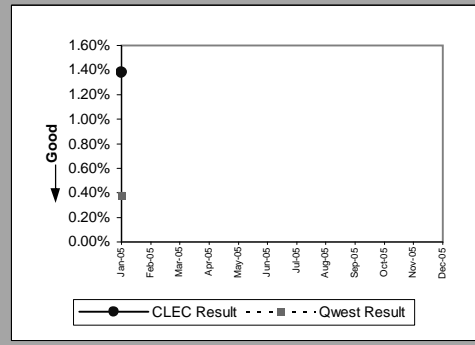
UNE - P (POTS)(Parity)									
Date	CLEC Num	CLEC Denom	CLEC Result	CLEC Std Dev	Qwest Num	Qwest Denom	Qwest Result	Mod Z Scr	Parity Scr
Jan-05	77	11621	0.66%	8.11%	18679	1775455	1.05%	-4.101654	-3.493629
Feb-05	43	5942	0.72%	8.48%	13657	1770661	0.77%	-0.418994	-1.25473
Mar-05	32	5640	0.57%	7.51%	17516	1767448	0.99%	-3.206869	-2.949638
Apr-05	26	5340	0.49%	6.96%	15547	1762850	0.88%	-3.082868	-2.874251
May-05	21	5063	0.41%	6.43%	17790	1756510	1.01%	-4.243749	-3.580016
Jun-05	31	4867	0.64%	7.96%	18323	1751970	1.05%	-2.800287	-2.702454
Jul-05	24	4656	0.52%	7.16%	19479	1744411	1.12%	-3.898679	-3.370229
Aug-05	26	4509	0.58%	7.57%	19262	1740794	1.11%	-3.397009	-3.065235
Sep-05	14	4298	0.33%	5.70%	16404	1738762	0.94%	-4.18385	-3.5436
Oct-05	19	4131	0.46%	6.77%	18593	1734689	1.07%	-3.81475	-3.319203
Nov-05	20	4005	0.50%	7.05%	18215	1730582	1.05%	-3.426332	-3.083062
Dec-05	88	17513	0.50%	7.07%	19552	1723797	1.13%	-7.85524	-5.775647



UNE P (Centrex)(Parity)									
Date	CLEC Num	CLEC Denom	CLEC Result	CLEC Std Dev	Qwest Num	Qwest Denom	Qwest Result	Mod Z Scr	Parity Scr
Jan-05	13	2255	0.58%	7.57%	143	74096	0.19%	4.087726	1.485161
Feb-05	0	3	0.00%		132	73983	0.18%	-0.073225	-1.044518
Mar-05	0	1	0.00%		104	73135	0.14%	-0.037736	-1.022942
Apr-05	0	1	0.00%		104	71751	0.14%	-0.038099	-1.023163
May-05	0	1	0.00%		106	71610	0.15%	-0.038502	-1.023408
Jun-05	0	1	0.00%		114	71433	0.16%	-0.03998	-1.024306
Jul-05	0	1	0.00%		118	71260	0.17%	-0.040726	-1.02476
Aug-05	0	1	0.00%		105	70685	0.15%	-0.03857	-1.023449
Sep-05	0	1	0.00%		95	69495	0.14%	-0.036998	-1.022493
Oct-05	0	1	0.00%		104	69401	0.15%	-0.03874	-1.023552
Nov-05	0	1	0.00%		99	68975	0.14%	-0.037912	-1.023049
Dec-05	0	1	0.00%		105	68487	0.15%	-0.039185	-1.023823

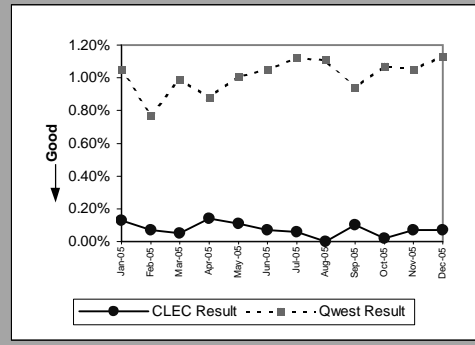


UNE P (Centrex 21)(Parity)									
Date	CLEC Num	CLEC Denom	CLEC Result	CLEC Std Dev	Qwest Num	Qwest Denom	Qwest Result	Mod Z Scr	Parity Scr
Jan-05	2	145	1.38%	11.66%	195	51791	0.38%	1.968879	-0.054195
Feb-05									
Mar-05									
Apr-05									
May-05									
Jun-05									
Jul-05									
Aug-05									
Sep-05									
Oct-05									
Nov-05									
Dec-05									

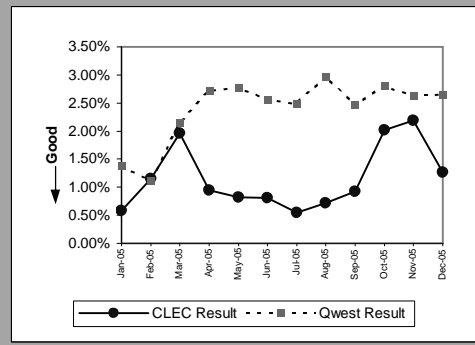


MR-8 - Trouble Rate (Percent)

Line Sharing(Parity)									
Date	CLEC Num	CLEC Denom	CLEC Result	CLEC Std Dev	Qwest Num	Qwest Denom	Qwest Result	Mod Z Scr	Parity Scr
Jan-05	11	8513	0.13%	3.59%	18679	1775455	1.05%	-8.325501	-6.061545
Feb-05	6	8212	0.07%	2.70%	13657	1770661	0.77%	-7.215886	-5.386947
Mar-05	4	7955	0.05%	2.24%	17516	1767448	0.99%	-8.451582	-6.138197
Apr-05	11	7635	0.14%	3.79%	15547	1762850	0.88%	-6.880858	-5.183265
May-05	8	7346	0.11%	3.30%	17790	1756510	1.01%	-7.721255	-5.69419
Jun-05	5	7096	0.07%	2.65%	18323	1751970	1.05%	-8.06037	-5.900357
Jul-05	4	6808	0.06%	2.42%	19479	1744411	1.12%	-8.290621	-6.04034
Aug-05	0	6569	0.00%		19262	1740794	1.11%	-8.557066	-6.202327
Sep-05	6	6293	0.10%	3.09%	16404	1738762	0.94%	-6.946847	-5.223383
Oct-05	1	6069	0.02%	1.28%	18593	1734689	1.07%	-7.970323	-5.845612
Nov-05	4	5846	0.07%	2.61%	18215	1730582	1.05%	-7.360738	-5.475011
Dec-05	4	5618	0.07%	2.67%	19552	1723797	1.13%	-7.512053	-5.567004

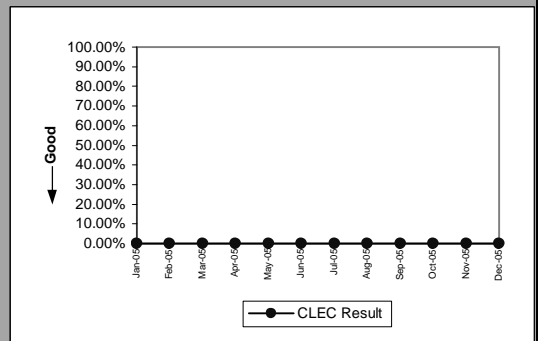


Line Splitting(Parity)									
Date	CLEC Num	CLEC Denom	CLEC Result	CLEC Std Dev	Qwest Num	Qwest Denom	Qwest Result	Mod Z Scr	Parity Scr
Jan-05	4	692	0.58%	7.58%	2419	175633	1.38%	-1.800482	-2.094616
Feb-05	8	698	1.15%	10.64%	2015	179164	1.12%	0.053671	-0.967371
Mar-05	14	716	1.96%	13.85%	3901	181791	2.15%	-0.351197	-1.213513
Apr-05	7	734	0.95%	9.72%	4956	182607	2.71%	-2.92916	-2.780803
May-05	6	735	0.82%	9.00%	5148	185112	2.78%	-3.232959	-2.9655
Jun-05	6	739	0.81%	8.97%	4820	187761	2.57%	-3.011054	-2.830591
Jul-05	4	722	0.55%	7.42%	4750	190801	2.49%	-3.33163	-3.025487
Aug-05	5	691	0.72%	8.48%	5785	194762	2.97%	-3.472671	-3.111234
Sep-05	6	654	0.92%	9.53%	4956	201225	2.46%	-2.545887	-2.547789
Oct-05	13	643	2.02%	14.07%	5833	208432	2.80%	-1.192375	-1.724913
Nov-05	14	640	2.19%	14.63%	5603	212889	2.63%	-0.701227	-1.426316
Dec-05	8	630	1.27%	11.20%	5815	218439	2.66%	-2.167728	-2.317885



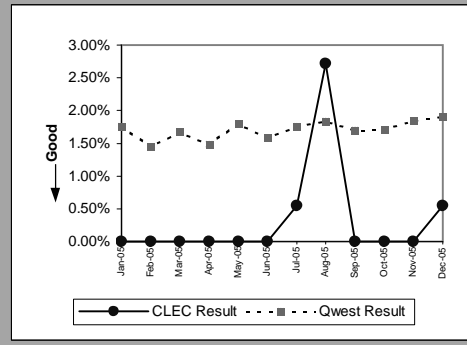
MR-8 - Trouble Rate (Percent)

Sub-Loop Unbundling(Diagnostic)					
	Numerator	Denominator	CLEC Result	Standard Dev	
Jan-05	0	21	0.00%	0.00%	
Feb-05	0	21	0.00%		
Mar-05	0	21	0.00%		
Apr-05	0	17	0.00%		
May-05	0	17	0.00%		
Jun-05	0	17	0.00%		
Jul-05	0	16	0.00%		
Aug-05	0	15	0.00%		
Sep-05	0	15	0.00%		
Oct-05	0	15	0.00%		
Nov-05	0	15	0.00%		
Dec-05	0	14	0.00%		

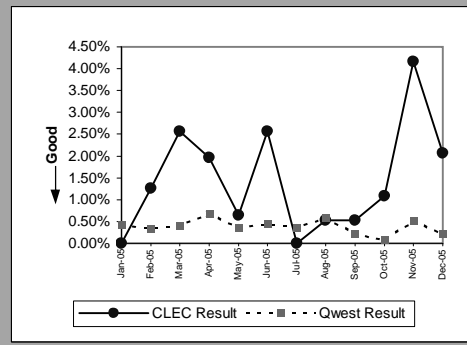


MR-8 - Trouble Rate (Percent)

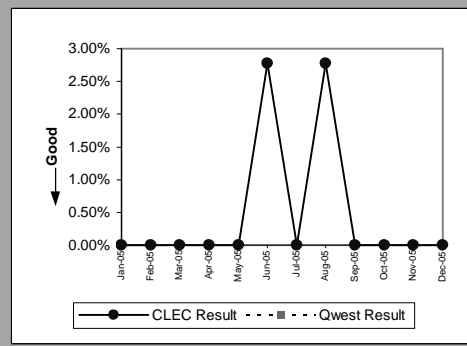
UDIT DS1 (Parity)									
Date	Numerator	Denominator	CLEC Result	Standard Dev	Qwest Num	Qwest Denom	Qwest Result	Mod Z Scr	Parity Scr
Jan-05	0	168	0.00%	0.00%	279	15866	1.76%	-1.724997	-2.048724
Feb-05	0	169	0.00%		231	15917	1.45%	-1.569278	-1.954053
Mar-05	0	167	0.00%		264	15838	1.67%	-1.673719	-2.017549
Apr-05	0	169	0.00%		232	15589	1.49%	-1.589252	-1.966197
May-05	0	166	0.00%		265	14749	1.80%	-1.733015	-2.053598
Jun-05	0	175	0.00%		235	14845	1.58%	-1.667795	-2.014041
Jul-05	1	182	0.55%	7.39%	261	14814	1.76%	-1.235676	-1.751238
Aug-05	5	184	2.72%	16.26%	274	14887	1.84%	0.879495	-0.464619
Sep-05	0	176	0.00%		248	14579	1.70%	-1.734755	-2.054656
Oct-05	0	179	0.00%		249	14573	1.71%	-1.753247	-2.065898
Nov-05	0	179	0.00%		270	14591	1.85%	-1.825887	-2.110061
Dec-05	1	181	0.55%	7.41%	279	14588	1.91%	-1.327712	-1.807191



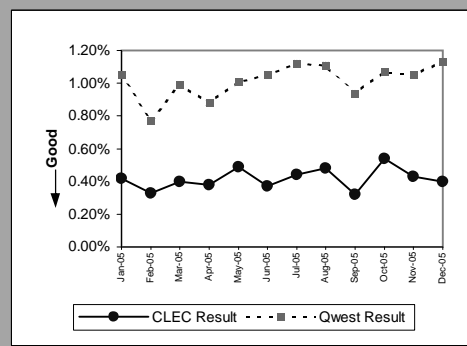
UDIT Above DS1 Level (Parity)									
Date	Numerator	Denominator	CLEC Result	Standard Dev	Qwest Num	Qwest Denom	Qwest Result	Mod Z Scr	Parity Scr
Jan-05	0	157	0.00%	0.00%	5	1193	0.42%	-0.764152	-1.464572
Feb-05	2	159	1.26%	11.14%	4	1203	0.33%	1.904932	-0.150005
Mar-05	4	156	2.56%	15.81%	5	1208	0.41%	3.936548	0.495891
Apr-05	3	153	1.96%	13.86%	8	1186	0.67%	1.829319	-0.1079
May-05	1	156	0.64%	7.98%	5	1368	0.37%	0.540297	-0.696749
Jun-05	4	156	2.56%	15.81%	6	1369	0.44%	3.80835	0.491034
Jul-05	0	160	0.00%		5	1360	0.37%	-0.726814	-1.441871
Aug-05	1	188	0.53%	7.27%	8	1370	0.58%	-0.087795	-1.053375
Sep-05	1	187	0.53%	7.29%	3	1354	0.22%	0.853831	-0.580666
Oct-05	2	186	1.08%	10.31%	1	1349	0.07%	4.702946	0.275454
Nov-05	8	192	4.17%	19.98%	7	1343	0.52%	6.561586	1.245421
Dec-05	4	193	2.07%	14.25%	3	1352	0.22%	5.111355	0.650377



Dark Fiber - IOF (Diagnostic)									
Date	Numerator	Denominator	CLEC Result	Standard Dev	Qwest Num	Qwest Denom	Qwest Result	Mod Z Scr	Parity Scr
Jan-05	0	32	0.00%	0.00%					
Feb-05	0	32	0.00%						
Mar-05	0	32	0.00%						
Apr-05	0	32	0.00%						
May-05	0	36	0.00%						
Jun-05	1	36	2.78%	16.43%					
Jul-05	0	36	0.00%						
Aug-05	1	36	2.78%	16.43%					
Sep-05	0	36	0.00%						
Oct-05	0	36	0.00%						
Nov-05	0	36	0.00%						
Dec-05	0	37	0.00%						

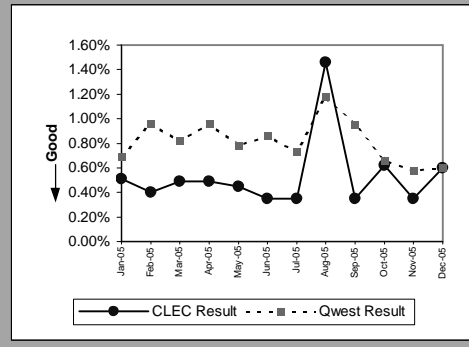


Unbundled Loop Analog (Parity)									
Date	Numerator	Denominator	CLEC Result	Standard Dev	Qwest Num	Qwest Denom	Qwest Result	Mod Z Scr	Parity Scr
Jan-05	236	56409	0.42%	6.45%	18679	1775455	1.05%	-14.52237	-9.828977
Feb-05	189	56504	0.33%	5.77%	13657	1770661	0.77%	-11.6836	-8.103125
Mar-05	229	56611	0.40%	6.35%	17516	1767448	0.99%	-13.8677	-9.430964
Apr-05	212	56532	0.38%	6.11%	15547	1762850	0.88%	-12.68926	-8.714522
May-05	276	56492	0.49%	6.97%	17790	1756510	1.01%	-12.24889	-8.446798
Jun-05	218	59363	0.37%	6.05%	18323	1751970	1.05%	-15.9844	-10.71782
Jul-05	288	65425	0.44%	6.62%	19479	1744411	1.12%	-16.16568	-10.82804
Aug-05	325	67806	0.48%	6.91%	19262	1740794	1.11%	-15.31723	-10.31222
Sep-05	220	68114	0.32%	5.67%	16404	1738762	0.94%	-16.43156	-10.98968
Oct-05	366	68119	0.54%	7.31%	18593	1734689	1.07%	-13.29004	-9.079771
Nov-05	296	68872	0.43%	6.54%	18215	1730582	1.05%	-15.70516	-10.54806
Dec-05	276	69277	0.40%	6.30%	19552	1723797	1.13%	-17.93272	-11.90232

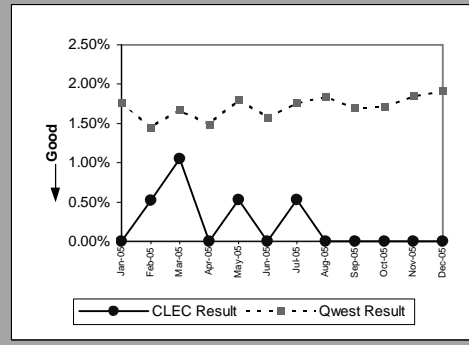


MR-8 - Trouble Rate (Percent)

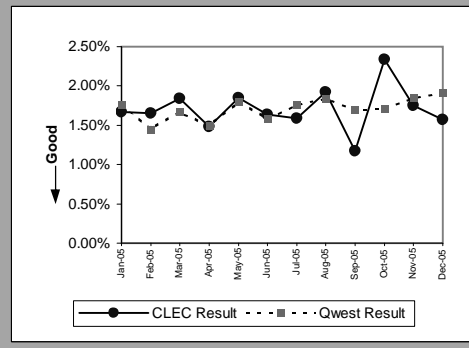
Unbundled Loop - 2 Wire Non-Loaded(Parity)									
Date	Numerator	Denominator	CLEC Result	Standard Dev	Qwest Num	Qwest Denom	Qwest Result	Mod Z Scr	Parity Scr
Jan-05	39	7694	0.51%	7.10%	60	8658	0.69%	-1.431916	-1.870543
Feb-05	31	7814	0.40%	6.29%	82	8584	0.96%	-3.672519	-3.232733
Mar-05	39	7964	0.49%	6.98%	69	8433	0.82%	-2.333857	-2.418884
Apr-05	40	8117	0.49%	7.00%	80	8326	0.96%	-3.076025	-2.870091
May-05	37	8300	0.45%	6.66%	63	8083	0.78%	-2.427781	-2.475986
Jun-05	10	2876	0.35%	5.89%	69	7983	0.86%	-2.566298	-2.560198
Jul-05	10	2843	0.35%	5.92%	58	7898	0.73%	-2.048989	-2.245697
Aug-05	41	2803	1.46%	12.01%	92	7824	1.18%	1.208825	-0.265086
Sep-05	31	8763	0.35%	5.94%	74	7775	0.95%	-3.953241	-3.4034
Oct-05	57	9150	0.62%	7.87%	51	7727	0.66%	-0.296332	-1.180157
Nov-05	33	9299	0.35%	5.95%	44	7586	0.58%	-1.916319	-2.165039
Dec-05	56	9361	0.60%	7.71%	45	7493	0.60%	-0.019487	-1.011847



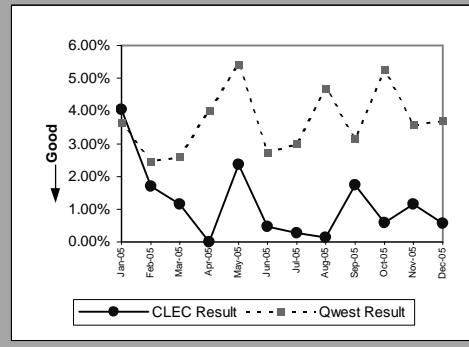
Unbundled Loop - 4 Wire Non-Loaded(Parity)									
Date	Numerator	Denominator	CLEC Result	Standard Dev	Qwest Num	Qwest Denom	Qwest Result	Mod Z Scr	Parity Scr
Jan-05	0	192	0.00%	0.00%	279	15866	1.76%	-1.84272	-2.120294
Feb-05	1	192	0.52%	7.20%	231	15917	1.45%	-1.07161	-1.651493
Mar-05	2	191	1.05%	10.18%	264	15838	1.67%	-0.665018	-1.404302
Apr-05	0	191	0.00%		232	15589	1.49%	-1.688352	-2.026445
May-05	1	190	0.53%	7.24%	265	14749	1.80%	-1.309902	-1.796364
Jun-05	0	189	0.00%		235	14845	1.58%	-1.732577	-2.053332
Jul-05	1	188	0.53%	7.27%	261	14814	1.76%	-1.273789	-1.774409
Aug-05	0	188	0.00%		274	14887	1.84%	-1.865776	-2.134311
Sep-05	0	187	0.00%		248	14579	1.70%	-1.787479	-2.08671
Oct-05	0	186	0.00%		249	14573	1.71%	-1.786776	-2.086282
Nov-05	0	185	0.00%		270	14591	1.85%	-1.85586	-2.128283
Dec-05	0	182	0.00%		279	14588	1.91%	-1.872151	-2.138187



Unbundled Loop - DS1 Capable(Parity)									
Date	Numerator	Denominator	CLEC Result	Standard Dev	Qwest Num	Qwest Denom	Qwest Result	Mod Z Scr	Parity Scr
Jan-05	96	5735	1.67%	12.83%	279	15866	1.76%	-0.417481	-1.25381
Feb-05	95	5759	1.65%	12.74%	231	15917	1.45%	1.078365	-0.344401
Mar-05	107	5814	1.84%	13.44%	264	15838	1.67%	0.883806	-0.462684
Apr-05	87	5885	1.48%	12.07%	232	15589	1.49%	-0.05341	-1.032471
May-05	110	5941	1.85%	13.48%	265	14749	1.80%	0.268517	-0.836753
Jun-05	98	5993	1.64%	12.68%	235	14845	1.58%	0.273346	-0.833817
Jul-05	96	6048	1.59%	12.50%	261	14814	1.76%	-0.869457	-1.528592
Aug-05	116	6044	1.92%	13.72%	274	14887	1.84%	0.384021	-0.766532
Sep-05	71	6072	1.17%	10.75%	248	14579	1.70%	-2.69247	-2.636906
Oct-05	143	6113	2.34%	15.11%	249	14573	1.71%	3.193453	0.941481
Nov-05	108	6178	1.75%	13.11%	270	14591	1.85%	-0.500177	-1.304086
Dec-05	97	6180	1.57%	12.43%	279	14588	1.91%	-1.649744	-2.002973

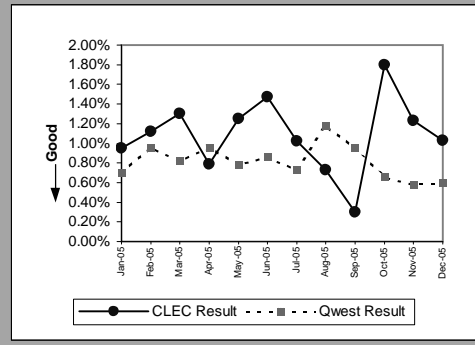


Unbundled Loop - XDSL(Parity)									
Date	Numerator	Denominator	CLEC Result	Standard Dev	Qwest Num	Qwest Denom	Qwest Result	Mod Z Scr	Parity Scr
Jan-05	7	173	4.05%	19.70%	3	82	3.66%	0.154029	-0.966097
Feb-05	3	175	1.71%	12.98%	2	81	2.47%	-0.361958	-1.220055
Mar-05	2	173	1.16%	10.69%	2	77	2.60%	-0.661467	-1.402143
Apr-05	0	167	0.00%		3	75	4.00%	-1.468505	-1.892788
May-05	4	169	2.37%	15.20%	4	74	5.41%	-0.963993	-1.586066
Jun-05	26	5685	0.46%	6.75%	2	73	2.74%	-1.18702	-1.721657
Jul-05	16	5872	0.27%	5.21%	2	67	2.99%	-1.297364	-1.788741
Aug-05	8	6031	0.13%	3.64%	3	64	4.69%	-1.714851	-2.042556
Sep-05	3	173	1.73%	13.05%	2	63	3.17%	-0.558356	-1.339456
Oct-05	1	170	0.59%	7.65%	3	57	5.26%	-1.367857	-1.831598
Nov-05	2	172	1.16%	10.72%	2	56	3.57%	-0.843604	-1.512875
Dec-05	1	177	0.56%	7.50%	2	54	3.70%	-1.069077	-1.649952

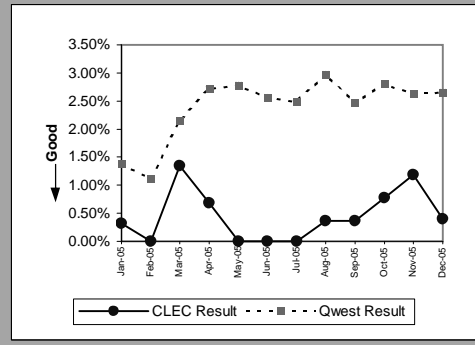


MR-8 - Trouble Rate (Percent)

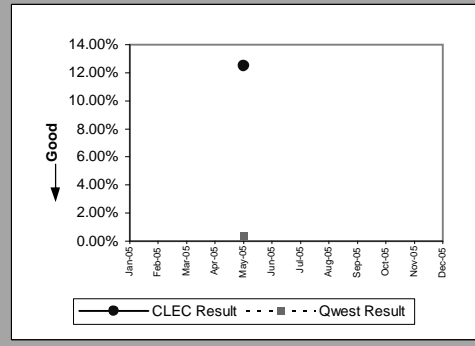
Unbundled Loop - ISDN Capable(Parity)									
Date	Numerator	Denominator	CLEC Result	Standard Dev	Qwest Num	Qwest Denom	Qwest Result	Mod Z Scr	Parity Scr
Jan-05	24	2523	0.95%	9.71%	60	8619	0.70%	1.355521	-0.175902
Feb-05	28	2506	1.12%	10.51%	82	8584	0.96%	0.733751	-0.553911
Mar-05	32	2461	1.30%	11.33%	69	8433	0.82%	2.335684	0.419995
Apr-05	19	2410	0.79%	8.84%	80	8326	0.96%	-0.764316	-1.464671
May-05	30	2407	1.25%	11.09%	63	8083	0.78%	2.286774	0.39026
Jun-05	35	2380	1.47%	12.04%	69	7983	0.86%	2.804305	0.704896
Jul-05	24	2355	1.02%	10.04%	58	7898	0.73%	1.420463	-0.13642
Aug-05	17	2324	0.73%	8.52%	92	7824	1.18%	-1.744929	-2.060841
Sep-05	7	2305	0.30%	5.50%	74	7775	0.95%	-2.814463	-2.711072
Oct-05	41	2282	1.80%	13.28%	51	7727	0.66%	5.891849	2.58199
Nov-05	28	2271	1.23%	11.04%	44	7586	0.58%	3.594567	1.185342
Dec-05	23	2241	1.03%	10.08%	45	7493	0.60%	2.288784	0.391482



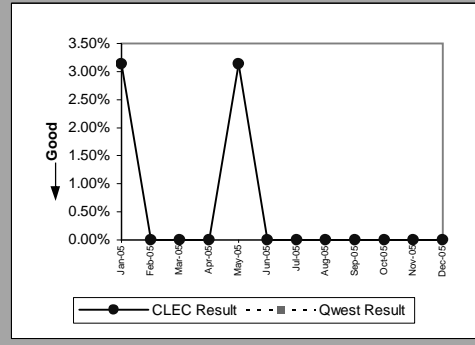
Unbundled Loop - ADSL Qualified(Parity)									
Date	Numerator	Denominator	CLEC Result	Standard Dev	Qwest Num	Qwest Denom	Qwest Result	Mod Z Scr	Parity Scr
Jan-05	1	314	0.32%	5.63%	2419	175633	1.38%	-1.608425	-1.977853
Feb-05	0	305	0.00%		2015	179164	1.12%	-1.86101	-2.131414
Mar-05	4	298	1.34%	11.51%	3901	181791	2.15%	-0.956522	-1.581524
Apr-05	2	293	0.68%	8.23%	4956	182607	2.71%	-2.138237	-2.299956
May-05	0	289	0.00%		5148	185112	2.78%	-2.873007	-2.746664
Jun-05	0	277	0.00%		4820	187761	2.57%	-2.699528	-2.641196
Jul-05	0	274	0.00%		4750	190801	2.49%	-2.642984	-2.60682
Aug-05	1	270	0.37%	6.07%	5785	194762	2.97%	-2.514718	-2.52884
Sep-05	1	267	0.37%	6.11%	4956	201225	2.46%	-2.200231	-2.337645
Oct-05	2	258	0.78%	8.77%	5833	208432	2.80%	-1.969272	-2.197232
Nov-05	3	253	1.19%	10.82%	5603	212889	2.63%	-1.436031	-1.873045
Dec-05	1	249	0.40%	6.32%	5815	218439	2.66%	-2.214619	-2.346393



Unbundled Loop - DS3 Capable(Parity)									
Date	Numerator	Denominator	CLEC Result	Standard Dev	Qwest Num	Qwest Denom	Qwest Result	Mod Z Scr	Parity Scr
Jan-05									
Feb-05									
Mar-05									
Apr-05									
May-05	1	8	12.50%	33.07%	5	1368	0.37%	5.670926	0.307065
Jun-05									
Jul-05									
Aug-05									
Sep-05									
Oct-05									
Nov-05									
Dec-05									

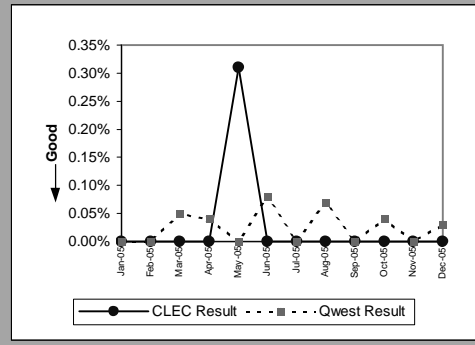


Dark Fiber - Loop(Diagnostic)									
Date	Numerator	Denominator	CLEC Result	Standard Dev	Qwest Num	Qwest Denom	Qwest Result	Mod Z Scr	Parity Scr
Jan-05	1	32	3.13%	17.40%					
Feb-05	0	32	0.00%						
Mar-05	0	32	0.00%						
Apr-05	0	32	0.00%						
May-05	1	32	3.13%	17.40%					
Jun-05	0	31	0.00%						
Jul-05	0	33	0.00%						
Aug-05	0	33	0.00%						
Sep-05	0	33	0.00%						
Oct-05	0	35	0.00%						
Nov-05	0	35	0.00%						
Dec-05	0	35	0.00%						



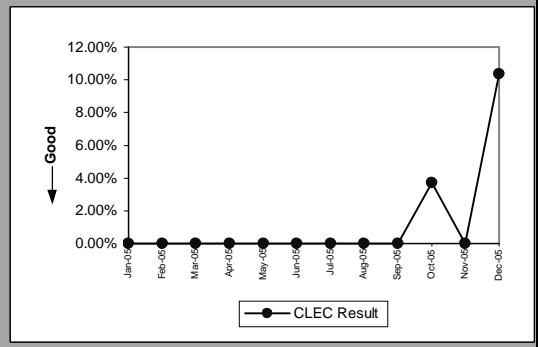
MR-8 - Trouble Rate (Percent)

E911 (Parity)									
Date	Numerator	Denominator	CLEC Result	Standard Dev	Qwest Num	Qwest Denom	Qwest Result	Mod Z Scr	Parity Scr
Jan-05	0	634	0.00%	0.00%	0	1968	0.00%		
Feb-05	0	634	0.00%		0	1966	0.00%		
Mar-05	0	632	0.00%		1	1978	0.05%	-0.492207	-1.299241
Apr-05	0	632	0.00%		1	2608	0.04%	-0.441743	-1.26856
May-05	2	638	0.31%	5.59%	0	2750	0.00%		
Jun-05	0	684	0.00%		2	2646	0.08%	-0.641188	-1.389814
Jul-05	0	675	0.00%		0	2744	0.00%		
Aug-05	0	745	0.00%		2	2765	0.07%	-0.651774	-1.39625
Sep-05	0	771	0.00%		0	2780	0.00%		
Oct-05	0	775	0.00%		1	2846	0.04%	-0.462714	-1.28131
Nov-05	0	788	0.00%		0	2899	0.00%		
Dec-05	0	749	0.00%		1	2982	0.03%	-0.448127	-1.272442

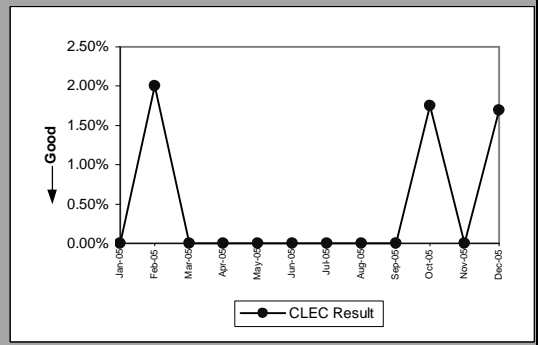


MR-8 - Trouble Rate (Percent)

Enhanced Extended Loops - DS0 Capable(Diagnostic)					
Date	Numerator	Denominator	CLEC Result	Standard Dev	
Jan-05	0	19	0.00%	0.00%	
Feb-05	0	19	0.00%		
Mar-05	0	24	0.00%		
Apr-05	0	24	0.00%		
May-05	0	24	0.00%		
Jun-05	0	24	0.00%		
Jul-05	0	26	0.00%		
Aug-05	0	25	0.00%		
Sep-05	0	27	0.00%		
Oct-05	1	27	3.70%	18.89%	
Nov-05	0	29	0.00%		
Dec-05	3	29	10.34%	30.45%	

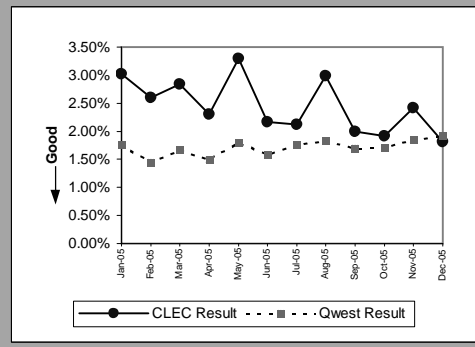


Enhanced Extended Loops - DS3 Capable(Diagnostic)					
Date	Numerator	Denominator	CLEC Result	Standard Dev	
Jan-05	0	48	0.00%	0.00%	
Feb-05	1	50	2.00%	14.00%	
Mar-05	0	50	0.00%		
Apr-05	0	52	0.00%		
May-05	0	52	0.00%		
Jun-05	0	52	0.00%		
Jul-05	0	52	0.00%		
Aug-05	0	55	0.00%		
Sep-05	0	55	0.00%		
Oct-05	1	57	1.75%	13.13%	
Nov-05	0	57	0.00%		
Dec-05	1	59	1.69%	12.91%	



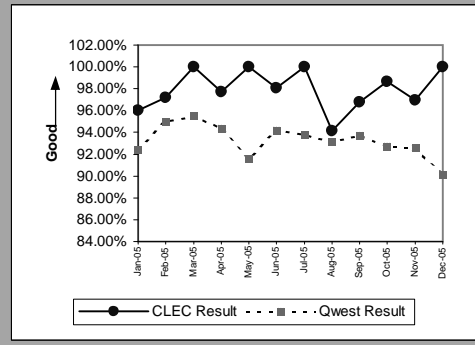
MR-8 - Trouble Rate (Percent)

Enhanced Extended Loops - DS1 Capable(Parity)									
Date	CLEC Num	CLEC Denom	CLEC Result	CLEC Std Dev	Qwest Num	Qwest Denom	Qwest Result	Mod Z Scr	Parity Scr
Jan-05	61	2018	3.02%	17.12%	279	15866	1.76%	4.070073	1.474429
Feb-05	55	2116	2.60%	15.91%	231	15917	1.45%	4.148416	1.522058
Mar-05	62	2184	2.84%	16.61%	264	15838	1.67%	4.010353	1.438122
Apr-05	52	2265	2.30%	14.98%	232	15589	1.49%	2.966063	0.803238
May-05	78	2365	3.30%	17.86%	265	14749	1.80%	5.102733	2.102241
Jun-05	53	2444	2.17%	14.57%	235	14845	1.58%	2.149028	0.306516
Jul-05	54	2553	2.12%	14.39%	261	14814	1.76%	1.253237	-0.238086
Aug-05	89	2972	2.99%	17.04%	274	14887	1.84%	4.273653	1.598196
Sep-05	64	3208	2.00%	13.98%	248	14579	1.70%	1.165589	-0.291372
Oct-05	62	3254	1.91%	13.67%	249	14573	1.71%	0.782859	-0.524056
Nov-05	80	3299	2.42%	15.38%	270	14591	1.85%	2.211319	0.344386
Dec-05	60	3307	1.81%	13.35%	279	14588	1.91%	-0.372254	-1.226314

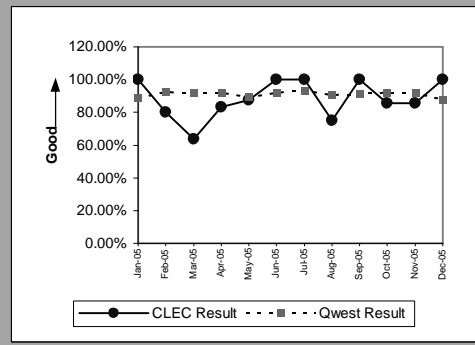


MR-9A - Repair Appointments Met (Percent) - Dispatches within MSAs

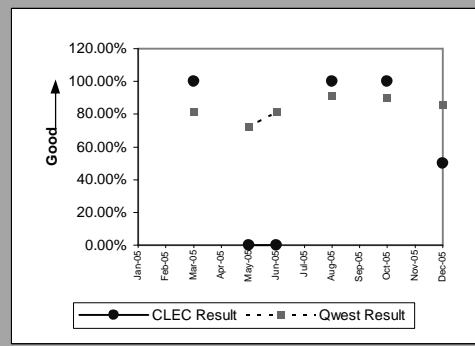
Residence(Parity)									
Date	CLEC Num	CLEC Denom	CLEC Result	CLEC Std Dev	Qwest Num	Qwest Denom	Qwest Result	Mod Z Scr	Parity Scr
Jan-05	48	50	96.00%	19.60%	10798	11686	92.40%	-0.958314	-1.582613
Feb-05	35	36	97.22%	16.43%	7751	8161	94.98%	-0.615602	-1.37426
Mar-05	58	58	100.00%	0.00%	9947	10416	95.50%	-1.649106	-2.002585
Apr-05	43	44	97.73%	14.90%	8725	9246	94.37%	-0.964859	-1.586593
May-05	44	44	100.00%	0.00%	9799	10702	91.56%	-2.009502	-2.22169
Jun-05	51	52	98.08%	13.73%	9965	10580	94.19%	-1.195835	-1.727016
Jul-05	42	42	100.00%	0.00%	11640	12414	93.77%	-1.668342	-2.01428
Aug-05	64	68	94.12%	23.53%	10801	11599	93.12%	-0.324046	-1.197006
Sep-05	60	62	96.77%	17.67%	9431	10060	93.75%	-0.981345	-1.596615
Oct-05	73	74	98.65%	11.55%	10305	11115	92.71%	-1.958028	-2.190397
Nov-05	64	66	96.97%	17.14%	10258	11084	92.55%	-1.363845	-1.829159
Dec-05	48	48	100.00%	0.00%	11030	12243	90.09%	-2.29305	-2.394076



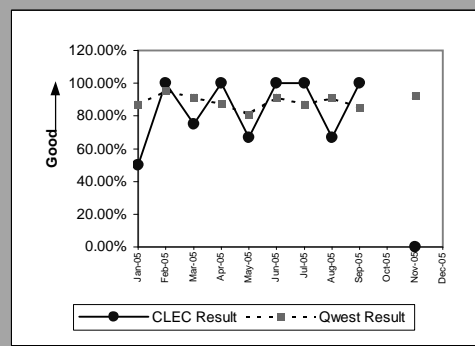
Business(Parity)									
Date	CLEC Num	CLEC Denom	CLEC Result	CLEC Std Dev	Qwest Num	Qwest Denom	Qwest Result	Mod Z Scr	Parity Scr
Jan-05	6	6	100.00%	0.00%	1219	1375	88.65%	-0.874361	-1.531574
Feb-05	8	10	80.00%	40.00%	915	988	92.61%	1.516908	-0.214408
Mar-05	7	11	63.64%	48.10%	1135	1233	92.05%	3.468772	0.593087
Apr-05	5	6	83.33%	37.27%	1115	1211	92.07%	0.790409	-0.563154
May-05	7	8	87.50%	33.07%	1177	1317	89.37%	0.171062	-0.856161
Jun-05	4	4	100.00%	0.00%	1172	1272	92.14%	-0.58329	-1.354615
Jul-05	4	4	100.00%	0.00%	1222	1309	93.35%	-0.532833	-1.32394
Aug-05	3	4	75.00%	43.30%	1248	1377	90.63%	1.071374	-0.459077
Sep-05	1	1	100.00%	0.00%	1108	1212	91.42%	-0.306244	-1.186183
Oct-05	6	7	85.71%	34.99%	1318	1426	92.43%	0.669565	-0.612452
Nov-05	6	7	85.71%	34.99%	1286	1400	91.86%	0.592777	-0.647086
Dec-05	2	2	100.00%	0.00%	1112	1266	87.84%	-0.525872	-1.319708



Centrex(Parity)									
Date	CLEC Num	CLEC Denom	CLEC Result	CLEC Std Dev	Qwest Num	Qwest Denom	Qwest Result	Mod Z Scr	Parity Scr
Jan-05									
Feb-05									
Mar-05	2	2	100.00%	0.00%	45	55	81.82%	-0.654866	-1.39813
Apr-05									
May-05	0	1	0.00%	0.00%	44	61	72.13%	1.595772	-0.344905
Jun-05	0	1	0.00%	0.00%	54	66	81.82%	2.10543	-0.192768
Jul-05									
Aug-05	2	2	100.00%	0.00%	51	56	91.07%	-0.435106	-1.264526
Sep-05									
Oct-05	1	1	100.00%	0.00%	71	79	89.87%	-0.333568	-1.202795
Nov-05									
Dec-05	1	2	50.00%	50.00%	60	70	85.71%	1.423188	-0.370232

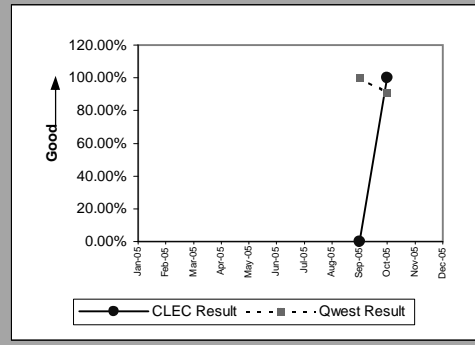


Centrex 21(Parity)									
Date	CLEC Num	CLEC Denom	CLEC Result	CLEC Std Dev	Qwest Num	Qwest Denom	Qwest Result	Mod Z Scr	Parity Scr
Jan-05	1	2	50.00%	50.00%	109	125	87.20%	1.56224	-0.318647
Feb-05	4	4	100.00%	0.00%	100	105	95.24%	-0.438931	-1.266851
Mar-05	3	4	75.00%	43.30%	108	118	91.53%	1.167115	-0.440929
Apr-05	2	2	100.00%	0.00%	106	121	87.60%	-0.527652	-1.32079
May-05	2	3	66.67%	47.14%	88	109	80.73%	0.609467	-0.677404
Jun-05	1	1	100.00%	0.00%	84	92	91.30%	-0.306943	-1.186608
Jul-05	3	3	100.00%	0.00%	96	110	87.27%	-0.652599	-1.396752
Aug-05	2	3	66.67%	47.14%	110	121	90.91%	1.442817	-0.35017
Sep-05	1	1	100.00%	0.00%	93	109	85.32%	-0.412891	-1.25102
Oct-05									
Nov-05	0	1	0.00%	0.00%	93	101	92.08%	3.392791	0.05917
Dec-05									

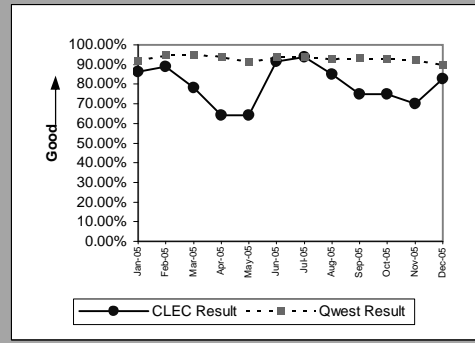


MR-9A - Repair Appointments Met (Percent) - Dispatches within MSAs

PBX(Parity)									
Date	CLEC Num	CLEC Denom	CLEC Result	CLEC Std Dev	Qwest Num	Qwest Denom	Qwest Result	Mod Z Scr	Parity Scr
Jan-05									
Feb-05									
Mar-05									
Apr-05									
May-05									
Jun-05									
Jul-05									
Aug-05									
Sep-05	0	1	0.00%	0.00%	10	10	100.00%		0.101175
Oct-05	1	1	100.00%	0.00%	10	11	90.91%	-0.302765	-1.184068
Nov-05									
Dec-05									

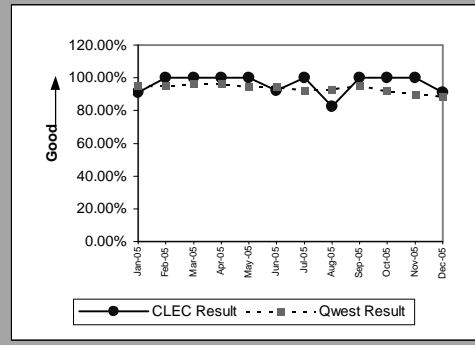


UNE - P (POTS)(Parity)									
Date	CLEC Num	CLEC Denom	CLEC Result	CLEC Std Dev	Qwest Num	Qwest Denom	Qwest Result	Mod Z Scr	Parity Scr
Jan-05	38	44	86.36%	34.32%	12017	13061	92.01%	1.377977	-0.208264
Feb-05	24	27	88.89%	31.43%	8666	9149	94.72%	1.353128	-0.251075
Mar-05	18	23	78.26%	41.25%	11082	11649	95.13%	3.756506	0.715274
Apr-05	9	14	64.29%	47.92%	9840	10457	94.10%	4.731074	1.013171
May-05	9	14	64.29%	47.92%	10976	12019	91.32%	3.591398	0.688712
Jun-05	11	12	91.67%	27.64%	11137	11852	93.97%	0.334554	-0.75868
Jul-05	15	16	93.75%	24.21%	12862	13723	93.73%	-0.003979	-1.002419
Aug-05	17	20	85.00%	35.71%	12049	12976	92.86%	1.363044	-0.24806
Sep-05	6	8	75.00%	43.30%	10539	11272	93.50%	2.121023	-0.004382
Oct-05	9	12	75.00%	43.30%	11623	12541	92.68%	2.350267	0.144505
Nov-05	7	10	70.00%	45.83%	11544	12484	92.47%	2.691832	0.26207
Dec-05	53	64	82.81%	37.73%	12142	13509	89.88%	1.870569	0.06436

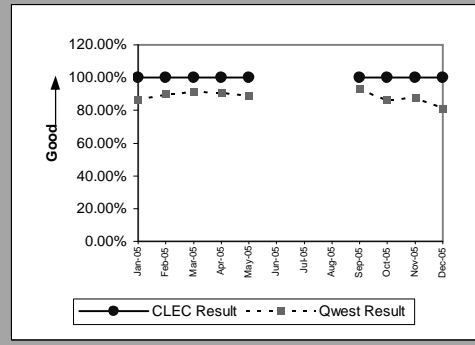


MR-9B - Repair Appointments Met (Percent) - Dispatches outside MSAs

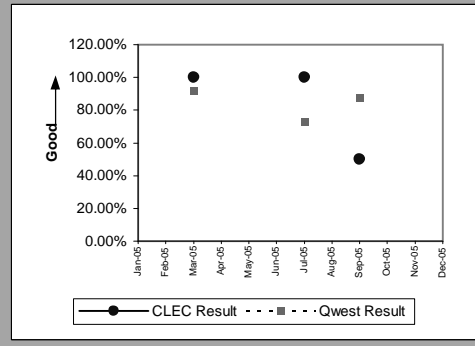
Residence(Parity)									
Date	CLEC Num	CLEC Denom	CLEC Result	CLEC Std Dev	Qwest Num	Qwest Denom	Qwest Result	Mod Z Scr	Parity Scr
Jan-05	10	11	90.91%	28.75%	2558	2687	95.20%	0.664187	-0.607923
Feb-05	11	11	100.00%	0.00%	1817	1911	95.08%	-0.752205	-1.457308
Mar-05	8	8	100.00%	0.00%	2589	2690	96.25%	-0.557821	-1.339131
Apr-05	11	11	100.00%	0.00%	2239	2325	96.30%	-0.648476	-1.394245
May-05	6	6	100.00%	0.00%	2638	2793	94.45%	-0.593114	-1.360588
Jun-05	12	13	92.31%	26.65%	3041	3214	94.62%	0.368254	-0.744641
Jul-05	7	7	100.00%	0.00%	2419	2622	92.26%	-0.765421	-1.465343
Aug-05	14	17	82.35%	38.12%	2896	3110	93.12%	1.748842	-0.081128
Sep-05	16	16	100.00%	0.00%	2368	2486	95.25%	-0.890055	-1.541115
Oct-05	21	21	100.00%	0.00%	2953	3216	91.82%	-1.363146	-1.828734
Nov-05	9	9	100.00%	0.00%	2820	3143	89.72%	-1.013858	-1.616382
Dec-05	10	11	90.91%	28.75%	3055	3443	88.73%	-0.228111	-1.138681



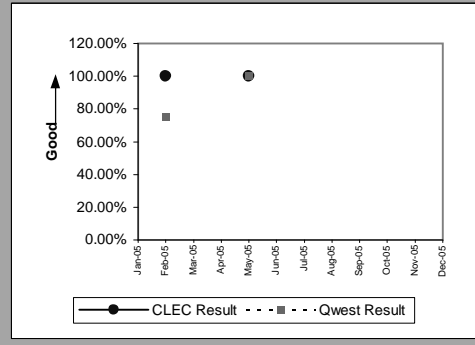
Business(Parity)									
Date	CLEC Num	CLEC Denom	CLEC Result	CLEC Std Dev	Qwest Num	Qwest Denom	Qwest Result	Mod Z Scr	Parity Scr
Jan-05	5	5	100.00%	0.00%	246	285	86.32%	-0.882619	-1.536594
Feb-05	1	1	100.00%	0.00%	191	212	90.09%	-0.330804	-1.201115
Mar-05	1	1	100.00%	0.00%	229	250	91.60%	-0.302221	-1.183737
Apr-05	1	1	100.00%	0.00%	203	223	91.03%	-0.313181	-1.190401
May-05	2	2	100.00%	0.00%	274	309	88.67%	-0.503817	-1.306299
Jun-05									
Jul-05									
Aug-05									
Sep-05	1	1	100.00%	0.00%	224	241	92.95%	-0.274917	-1.167138
Oct-05	1	1	100.00%	0.00%	282	326	86.50%	-0.3944	-1.239778
Nov-05	1	1	100.00%	0.00%	267	303	88.12%	-0.36659	-1.222871
Dec-05	1	1	100.00%	0.00%	290	357	81.23%	-0.479989	-1.291812



Centrex 21(Parity)									
Date	CLEC Num	CLEC Denom	CLEC Result	CLEC Std Dev	Qwest Num	Qwest Denom	Qwest Result	Mod Z Scr	Parity Scr
Jan-05									
Feb-05									
Mar-05	1	1	100.00%	0.00%	22	24	91.67%	-0.29542	-1.179602
Apr-05									
May-05									
Jun-05									
Jul-05	1	1	100.00%	0.00%	8	11	72.73%	-0.586302	-1.356446
Aug-05									
Sep-05	1	2	50.00%	50.00%	7	8	87.50%	1.434274	-0.490525
Oct-05									
Nov-05									
Dec-05									

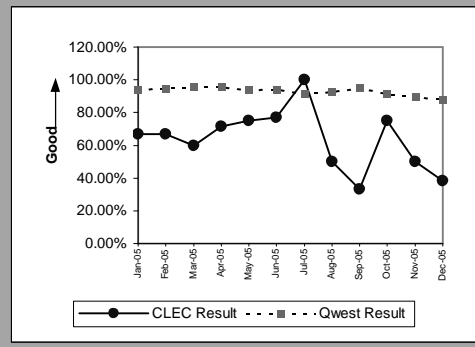


PBX(Parity)									
Date	CLEC Num	CLEC Denom	CLEC Result	CLEC Std Dev	Qwest Num	Qwest Denom	Qwest Result	Mod Z Scr	Parity Scr
Jan-05									
Feb-05	1	1	100.00%	0.00%	3	4	75.00%	-0.516398	-1.313948
Mar-05									
Apr-05									
May-05	1	1	100.00%	0.00%	4	4	100.00%		
Jun-05									
Jul-05									
Aug-05									
Sep-05									
Oct-05									
Nov-05									
Dec-05									



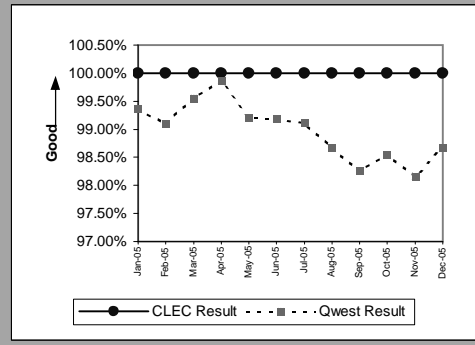
MR-9B - Repair Appointments Met (Percent) - Dispatches outside MSAs

UNE - P (POTS)(Parity)									
Date	CLEC Num	CLEC Denom	CLEC Result	CLEC Std Dev	Qwest Num	Qwest Denom	Qwest Result	Mod Z Scr	Parity Scr
Jan-05	10	15	66.67%	47.14%	2804	2972	94.35%	4.630551	0.986653
Feb-05	6	9	66.67%	47.14%	2008	2123	94.58%	3.692176	0.553891
Mar-05	3	5	60.00%	48.99%	2818	2940	95.85%	4.016116	0.468926
Apr-05	5	7	71.43%	45.18%	2442	2548	95.84%	3.230114	0.300786
May-05	3	4	75.00%	43.30%	2912	3102	93.87%	1.573275	-0.291352
Jun-05	10	13	76.92%	42.13%	3316	3523	94.12%	2.632401	0.241869
Jul-05	2	2	100.00%	0.00%	2710	2965	91.40%	-0.433665	-1.263649
Aug-05	1	2	50.00%	50.00%	3203	3455	92.71%	2.321934	-0.113676
Sep-05	1	3	33.33%	47.14%	2592	2727	95.05%	4.925174	0.644639
Oct-05	3	4	75.00%	43.30%	3235	3542	91.33%	1.160331	-0.425578
Nov-05	2	4	50.00%	50.00%	3087	3446	89.58%	2.589864	0.148435
Dec-05	5	13	38.46%	48.65%	3345	3800	88.03%	5.495194	1.53828

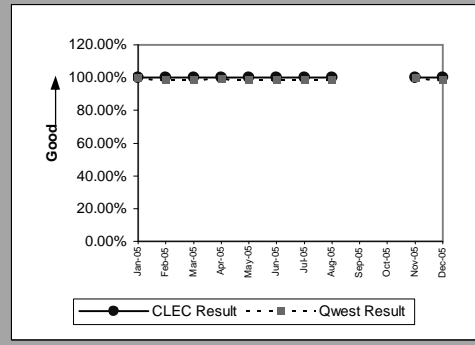


MR-9C - Repair Appointments Met (Percent) - No dispatches

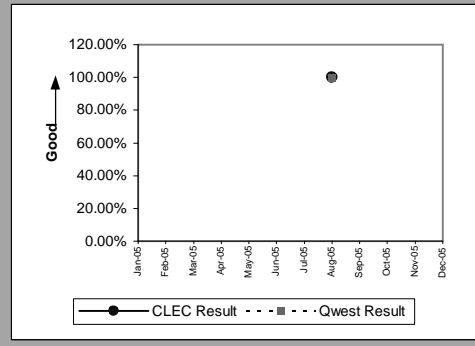
Residence(Parity)									
Date	CLEC Num	CLEC Denom	CLEC Result	CLEC Std Dev	Qwest Num	Qwest Denom	Qwest Result	Mod Z Scr	Parity Scr
Jan-05	5	5	100.00%	0.00%	2171	2185	99.36%	-0.179359	-1.109042
Feb-05	4	4	100.00%	0.00%	1984	2002	99.10%	-0.19031	-1.1157
Mar-05	11	11	100.00%	0.00%	2456	2467	99.55%	-0.221469	-1.134643
Apr-05	5	5	100.00%	0.00%	2118	2121	99.86%	-0.084057	-1.051103
May-05	10	10	100.00%	0.00%	2223	2241	99.20%	-0.283922	-1.172613
Jun-05	12	12	100.00%	0.00%	2439	2459	99.19%	-0.312927	-1.190246
Jul-05	11	11	100.00%	0.00%	2343	2364	99.11%	-0.313265	-1.190452
Aug-05	11	11	100.00%	0.00%	2368	2400	98.67%	-0.384669	-1.233862
Sep-05	8	8	100.00%	0.00%	1963	1998	98.25%	-0.376922	-1.229152
Oct-05	3	3	100.00%	0.00%	2110	2141	98.55%	-0.209796	-1.127547
Nov-05	4	4	100.00%	0.00%	1853	1888	98.15%	-0.274579	-1.166932
Dec-05	4	4	100.00%	0.00%	1863	1888	98.68%	-0.231438	-1.140704



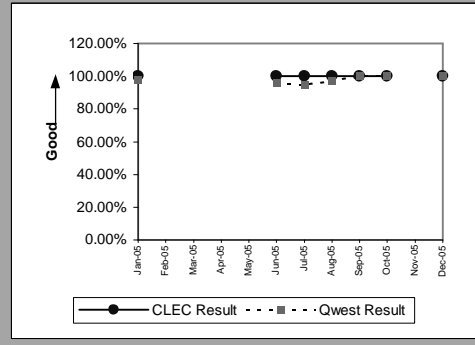
Business(Parity)									
Date	CLEC Num	CLEC Denom	CLEC Result	CLEC Std Dev	Qwest Num	Qwest Denom	Qwest Result	Mod Z Scr	Parity Scr
Jan-05	5	5	100.00%	0.00%	459	461	99.57%	-0.146808	-1.089253
Feb-05	3	3	100.00%	0.00%	377	383	98.43%	-0.217656	-1.132326
Mar-05	7	7	100.00%	0.00%	455	460	98.91%	-0.275264	-1.167348
Apr-05	1	1	100.00%	0.00%	418	421	99.29%	-0.084617	-1.051443
May-05	2	2	100.00%	0.00%	422	428	98.60%	-0.168237	-1.102281
Jun-05	5	5	100.00%	0.00%	482	489	98.57%	-0.268103	-1.162995
Jul-05	2	2	100.00%	0.00%	423	427	99.06%	-0.137202	-1.083413
Aug-05	1	1	100.00%	0.00%	424	431	98.38%	-0.12834	-1.078025
Sep-05									
Oct-05									
Nov-05	3	3	100.00%	0.00%	395	397	99.50%	-0.122784	-1.074647
Dec-05	2	2	100.00%	0.00%	349	355	98.31%	-0.184909	-1.112417



Centrex(Parity)									
Date	CLEC Num	CLEC Denom	CLEC Result	CLEC Std Dev	Qwest Num	Qwest Denom	Qwest Result	Mod Z Scr	Parity Scr
Jan-05									
Feb-05									
Mar-05									
Apr-05									
May-05									
Jun-05									
Jul-05									
Aug-05	1	1	100.00%	0.00%	22	22	100.00%		
Sep-05									
Oct-05									
Nov-05									
Dec-05									

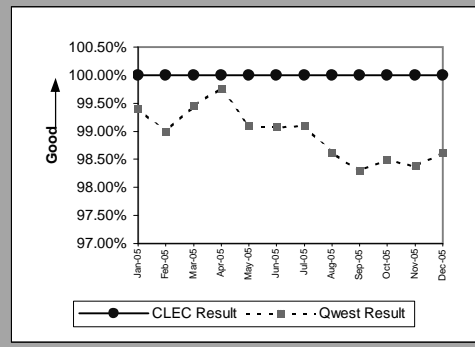


Centrex 21(Parity)									
Date	CLEC Num	CLEC Denom	CLEC Result	CLEC Std Dev	Qwest Num	Qwest Denom	Qwest Result	Mod Z Scr	Parity Scr
Jan-05	1	1	100.00%	0.00%	50	51	98.04%	-0.140055	-1.085147
Feb-05									
Mar-05									
Apr-05									
May-05									
Jun-05	2	2	100.00%	0.00%	46	48	95.83%	-0.288926	-1.175655
Jul-05	1	1	100.00%	0.00%	39	41	95.12%	-0.223743	-1.136026
Aug-05	1	1	100.00%	0.00%	38	39	97.44%	-0.160181	-1.097383
Sep-05	2	2	100.00%	0.00%	34	34	100.00%		
Oct-05	1	1	100.00%	0.00%	32	32	100.00%		
Nov-05									
Dec-05	1	1	100.00%	0.00%	22	22	100.00%		



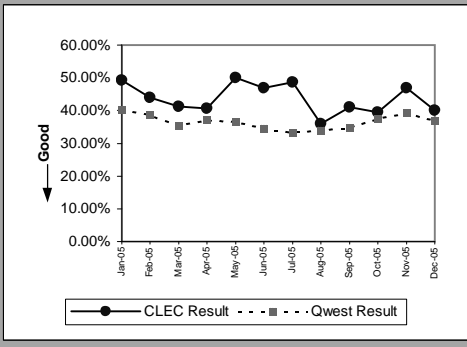
MR-9C - Repair Appointments Met (Percent) - No dispatches

UNE - P (POTS)(Parity)									
Date	CLEC Num	CLEC Denom	CLEC Result	CLEC Std Dev	Qwest Num	Qwest Denom	Qwest Result	Mod Z Scr	Parity Scr
Jan-05	18	18	100.00%	0.00%	2630	2646	99.40%	-0.329797	-1.200502
Feb-05	7	7	100.00%	0.00%	2361	2385	98.99%	-0.266361	-1.161936
Mar-05	4	4	100.00%	0.00%	2911	2927	99.45%	-0.148174	-1.090083
Apr-05	5	5	100.00%	0.00%	2536	2542	99.76%	-0.108657	-1.066059
May-05	3	3	100.00%	0.00%	2645	2669	99.10%	-0.164896	-1.100249
Jun-05	6	6	100.00%	0.00%	2921	2948	99.08%	-0.235261	-1.143029
Jul-05	6	6	100.00%	0.00%	2766	2791	99.10%	-0.232623	-1.141425
Aug-05	4	4	100.00%	0.00%	2792	2831	98.62%	-0.23621	-1.143605
Sep-05	3	3	100.00%	0.00%	2364	2405	98.30%	-0.22796	-1.13859
Oct-05	3	3	100.00%	0.00%	2472	2510	98.49%	-0.214619	-1.130479
Nov-05	6	6	100.00%	0.00%	2248	2285	98.38%	-0.31384	-1.190801
Dec-05	11	11	100.00%	0.00%	2212	2243	98.62%	-0.391672	-1.23812

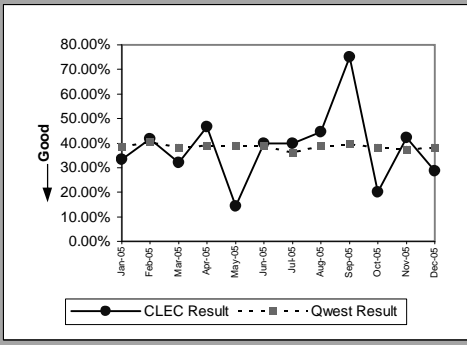


MR-10 - Customer-Related Trouble Reports (Percent)

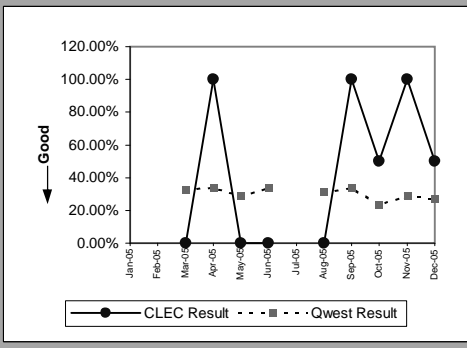
Residence(Parity)									
Date	CLEC Num	CLEC Denom	CLEC Result	CLEC Std Dev	Qwest Num	Qwest Denom	Qwest Result	Mod Z Scr	Parity Scr
Jan-05	64	130	49.23%	49.99%	11191	27749	40.33%	2.064065	0.244211
Feb-05	40	91	43.96%	49.63%	7614	19688	38.67%	1.0324	-0.374407
Mar-05	54	131	41.22%	49.22%	8548	24121	35.44%	1.380123	-0.166722
Apr-05	41	101	40.59%	49.11%	8067	21759	37.07%	0.730661	-0.554735
May-05	60	120	50.00%	50.00%	9075	24811	36.58%	3.045663	0.817714
Jun-05	68	145	46.90%	49.90%	8570	24823	34.52%	3.124355	0.860124
Jul-05	57	117	48.72%	49.98%	8662	26062	33.24%	3.547042	1.096812
Aug-05	54	150	36.00%	48.00%	8818	25927	34.01%	0.512755	-0.685017
Sep-05	60	146	41.10%	49.20%	7759	22303	34.79%	1.594742	-0.039198
Oct-05	64	162	39.51%	48.89%	9885	26357	37.50%	0.524692	-0.678802
Nov-05	70	149	46.98%	49.91%	10458	26573	39.36%	1.899636	0.145659
Dec-05	42	105	40.00%	48.99%	10254	27828	36.85%	0.668334	-0.592058



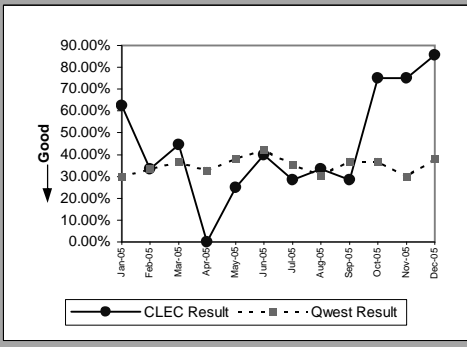
Business(Parity)									
Date	CLEC Num	CLEC Denom	CLEC Result	CLEC Std Dev	Qwest Num	Qwest Denom	Qwest Result	Mod Z Scr	Parity Scr
Jan-05	8	24	33.33%	47.14%	1335	3456	38.63%	-0.530937	-1.322787
Feb-05	10	24	41.67%	49.30%	1084	2667	40.64%	0.101455	-0.933779
Mar-05	9	28	32.14%	46.70%	1203	3146	38.24%	-0.660849	-1.401767
Apr-05	7	15	46.67%	49.89%	1188	3043	39.04%	0.603963	-0.637265
May-05	2	14	14.29%	34.99%	1322	3376	39.16%	-1.902747	-2.156788
Jun-05	6	15	40.00%	48.99%	1334	3404	39.19%	0.064185	-0.953689
Jul-05	4	10	40.00%	48.99%	1177	3256	36.15%	0.253114	-0.840612
Aug-05	4	9	44.44%	49.69%	1363	3516	38.77%	0.349222	-0.788927
Sep-05	6	8	75.00%	43.30%	1222	3082	39.65%	2.041349	0.172872
Oct-05	2	10	20.00%	40.00%	1320	3441	38.36%	-1.192318	-1.724878
Nov-05	8	19	42.11%	49.37%	1256	3356	37.43%	0.420331	-0.742155
Dec-05	2	7	28.57%	45.18%	1230	3208	38.34%	-0.531066	-1.322865



Centrex(Parity)									
Date	CLEC Num	CLEC Denom	CLEC Result	CLEC Std Dev	Qwest Num	Qwest Denom	Qwest Result	Mod Z Scr	Parity Scr
Jan-05									
Feb-05									
Mar-05	0	2	0.00%	0.00%	51	155	32.90%	-0.98401	-1.598236
Apr-05	1	1	100.00%	0.00%	54	158	34.18%	1.383406	-0.421325
May-05	0	1	0.00%	0.00%	43	149	28.86%	-0.634788	-1.385924
Jun-05	0	1	0.00%	0.00%	58	172	33.72%	-0.711218	-1.43239
Jul-05									
Aug-05	0	3	0.00%	0.00%	48	153	31.37%	-1.159765	-1.705087
Sep-05	1	1	100.00%	0.00%	48	143	33.57%	1.401935	-0.414102
Oct-05	1	2	50.00%	50.00%	32	136	23.53%	0.876104	-0.572641
Nov-05	1	1	100.00%	0.00%	40	139	28.78%	1.567585	-0.352502
Dec-05	2	4	50.00%	50.00%	39	144	27.08%	1.017343	-0.448209

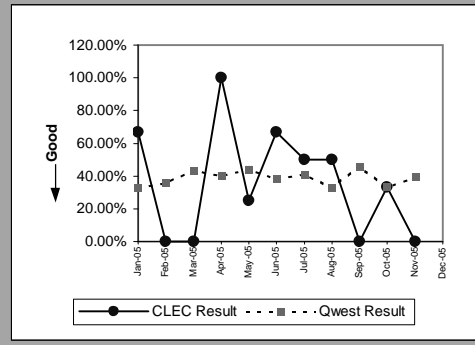


Centrex 21(Parity)									
Date	CLEC Num	CLEC Denom	CLEC Result	CLEC Std Dev	Qwest Num	Qwest Denom	Qwest Result	Mod Z Scr	Parity Scr
Jan-05	5	8	62.50%	48.41%	83	278	29.86%	1.989183	0.114885
Feb-05	2	6	33.33%	47.14%	76	227	33.48%	-0.007523	-1.004574
Mar-05	4	9	44.44%	49.69%	106	289	36.68%	0.476094	-0.717273
Apr-05	0	2	0.00%	0.00%	86	262	32.82%	-0.984819	-1.598728
May-05	1	4	25.00%	43.30%	96	251	38.25%	-0.540863	-1.328821
Jun-05	2	5	40.00%	48.99%	112	265	42.26%	-0.101537	-1.06173
Jul-05	2	7	28.57%	45.18%	89	251	35.46%	-0.375674	-1.228393
Aug-05	2	6	33.33%	47.14%	77	252	30.56%	0.145982	-0.904093
Sep-05	2	7	28.57%	45.18%	88	239	36.82%	-0.445997	-1.271147
Oct-05	3	4	75.00%	43.30%	84	227	37.00%	1.560229	-0.144996
Nov-05	3	4	75.00%	43.30%	65	218	29.82%	1.957562	0.043524
Dec-05	6	7	85.71%	34.99%	86	226	38.05%	2.55791	0.487212

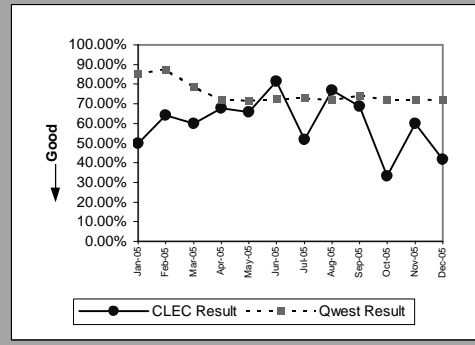


MR-10 - Customer-Related Trouble Reports (Percent)

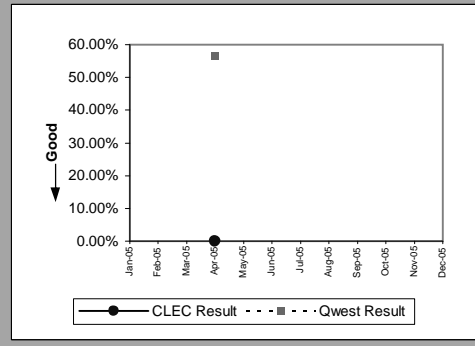
PBX(Parity)									
Date	CLEC Num	CLEC Denom	CLEC Result	CLEC Std Dev	Qwest Num	Qwest Denom	Qwest Result	Mod Z Scr	Parity Scr
Jan-05	2	3	66.67%	47.14%	33	101	32.67%	1.237112	-0.35024
Feb-05	0	1	0.00%	0.00%	32	89	35.96%	-0.745094	-1.452985
Mar-05	0	1	0.00%	0.00%	42	97	43.30%	-0.869393	-1.528553
Apr-05	2	2	100.00%	0.00%	35	87	40.23%	1.704305	-0.132674
May-05	1	4	25.00%	43.30%	37	84	44.05%	-0.749719	-1.455797
Jun-05	2	3	66.67%	47.14%	50	130	38.46%	0.992768	-0.474289
Jul-05	3	6	50.00%	50.00%	34	83	40.96%	0.434654	-0.758213
Aug-05	1	2	50.00%	50.00%	37	113	32.74%	0.515504	-0.7461
Sep-05	0	2	0.00%	0.00%	43	94	45.74%	-1.284968	-1.781205
Oct-05	1	3	33.33%	47.14%	34	102	33.33%	0	-1
Nov-05	0	1	0.00%	0.00%	38	96	39.58%	-0.805244	-1.489554
Dec-05									



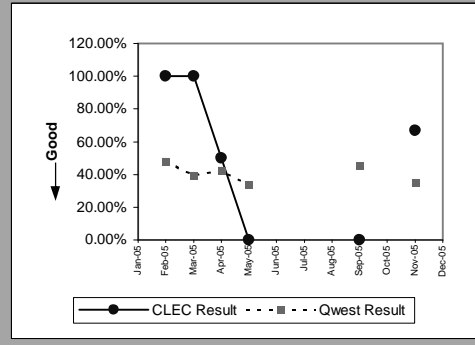
Qwest DSL(Parity)									
Date	CLEC Num	CLEC Denom	CLEC Result	CLEC Std Dev	Qwest Num	Qwest Denom	Qwest Result	Mod Z Scr	Parity Scr
Jan-05	11	22	50.00%	50.00%	14150	16572	85.38%	-4.695177	-3.854465
Feb-05	9	14	64.29%	47.92%	14073	16088	87.48%	-2.620211	-2.592975
Mar-05	15	25	60.00%	48.99%	14342	18245	78.61%	-2.267296	-2.378418
Apr-05	19	28	67.86%	46.70%	12837	17793	72.15%	-0.505902	-1.307567
May-05	23	35	65.71%	47.47%	13093	18242	71.77%	-0.795713	-1.483759
Jun-05	22	27	81.48%	38.84%	12863	17684	72.74%	1.019465	-0.390451
Jul-05	14	27	51.85%	49.97%	12784	17534	72.91%	-2.460164	-2.495674
Aug-05	10	13	76.92%	42.13%	14789	20575	71.88%	0.404428	-0.787338
Sep-05	11	16	68.75%	46.35%	14218	19175	74.15%	-0.493025	-1.299738
Oct-05	7	21	33.33%	47.14%	15294	21133	72.37%	-3.998532	-3.430935
Nov-05	18	30	60.00%	48.99%	14757	20363	72.47%	-1.527961	-1.928934
Dec-05	5	12	41.67%	49.30%	15036	20852	72.11%	-2.350723	-2.429138



ISDN Primary(Parity)									
Date	CLEC Num	CLEC Denom	CLEC Result	CLEC Std Dev	Qwest Num	Qwest Denom	Qwest Result	Mod Z Scr	Parity Scr
Jan-05									
Feb-05									
Mar-05									
Apr-05	0	2	0.00%	0.00%	42	74	56.76%	-1.598725	-1.971956
May-05									
Jun-05									
Jul-05									
Aug-05									
Sep-05									
Oct-05									
Nov-05									
Dec-05									

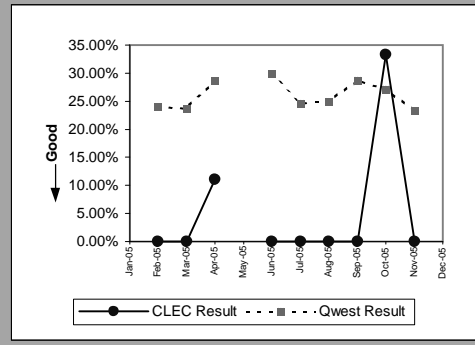


DSO(Parity)									
Date	CLEC Num	CLEC Denom	CLEC Result	CLEC Std Dev	Qwest Num	Qwest Denom	Qwest Result	Mod Z Scr	Parity Scr
Jan-05									
Feb-05	1	1	100.00%	0.00%	212	440	48.18%	1.035873	-0.573114
Mar-05	1	1	100.00%	0.00%	214	541	39.56%	1.234997	-0.482623
Apr-05	1	2	50.00%	50.00%	244	572	42.66%	0.209592	-0.897514
May-05	0	1	0.00%	0.00%	188	557	33.75%	-0.713142	-1.43356
Jun-05									
Jul-05									
Aug-05									
Sep-05	0	1	0.00%	0.00%	205	453	45.25%	-0.908181	-1.552135
Oct-05									
Nov-05	2	3	66.67%	47.14%	155	440	35.23%	1.136119	-0.401357
Dec-05									

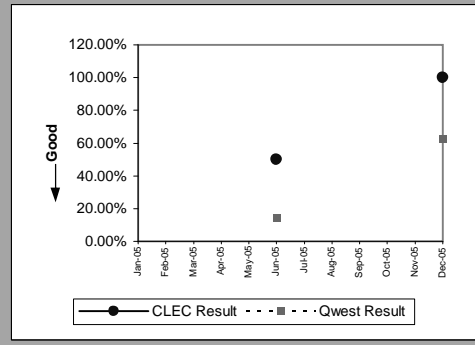


MR-10 - Customer-Related Trouble Reports (Percent)

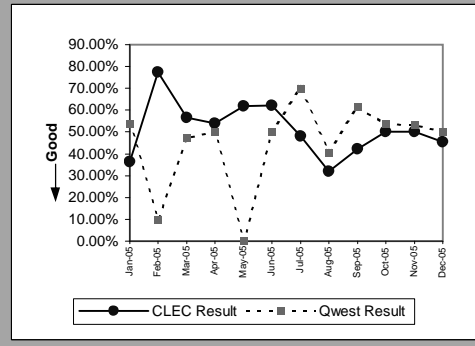
DS1(Parity)									
Date	CLEC Num	CLEC Denom	CLEC Result	CLEC Std Dev	Qwest Num	Qwest Denom	Qwest Result	Mod Z Scr	Parity Scr
Jan-05									
Feb-05	0	1	0.00%	0.00%	73	304	24.01%	-0.561232	-1.341205
Mar-05	0	1	0.00%	0.00%	82	346	23.70%	-0.556517	-1.338338
Apr-05	1	9	11.11%	31.43%	93	325	28.62%	-1.146124	-1.696794
May-05									
Jun-05	0	2	0.00%	0.00%	100	335	29.85%	-0.91979	-1.559192
Jul-05	0	1	0.00%	0.00%	85	346	24.57%	-0.569853	-1.346446
Aug-05	0	1	0.00%	0.00%	91	365	24.93%	-0.575508	-1.349884
Sep-05	0	3	0.00%	0.00%	100	348	28.74%	-1.095143	-1.6658
Oct-05	1	3	33.33%	47.14%	93	342	27.19%	0.237981	-0.856686
Nov-05	0	1	0.00%	0.00%	82	352	23.30%	-0.550312	-1.334566
Dec-05									



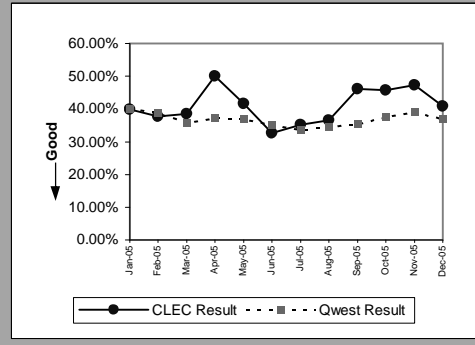
DS3(Parity)									
Date	CLEC Num	CLEC Denom	CLEC Result	CLEC Std Dev	Qwest Num	Qwest Denom	Qwest Result	Mod Z Scr	Parity Scr
Jan-05									
Feb-05									
Mar-05									
Apr-05									
May-05									
Jun-05	1	2	50.00%	50.00%	1	7	14.29%	1.272938	-0.54593
Jul-05									
Aug-05									
Sep-05									
Oct-05									
Nov-05									
Dec-05	1	1	100.00%	0.00%	5	8	62.50%	0.730297	-0.773142



LIS Trunk(Parity)									
Date	CLEC Num	CLEC Denom	CLEC Result	CLEC Std Dev	Qwest Num	Qwest Denom	Qwest Result	Mod Z Scr	Parity Scr
Jan-05	8	22	36.36%	48.10%	7	13	53.85%	-1.002471	-1.609459
Feb-05	17	22	77.27%	41.91%	1	10	10.00%	5.879686	1.175797
Mar-05	13	23	56.52%	49.57%	8	17	47.06%	0.592742	-0.665712
Apr-05	7	13	53.85%	49.85%	5	10	50.00%	0.182879	-0.929989
May-05	13	21	61.90%	48.56%	0	15	0.00%		1.407725
Jun-05	18	29	62.07%	48.52%	16	32	50.00%	0.941476	-0.442693
Jul-05	13	27	48.15%	49.97%	7	10	70.00%	-1.28813	-1.783127
Aug-05	7	22	31.82%	46.58%	11	27	40.74%	-0.632255	-1.384384
Sep-05	8	19	42.11%	49.37%	8	13	61.54%	-1.109765	-1.674689
Oct-05	16	32	50.00%	50.00%	36	67	53.73%	-0.348259	-1.211727
Nov-05	13	26	50.00%	50.00%	8	15	53.33%	-0.206071	-1.125282
Dec-05	10	22	45.45%	49.79%	7	14	50.00%	-0.265908	-1.161661

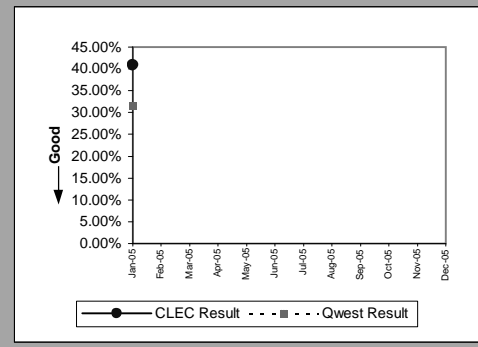


UNE - P (POTS)(Parity)									
Date	CLEC Num	CLEC Denom	CLEC Result	CLEC Std Dev	Qwest Num	Qwest Denom	Qwest Result	Mod Z Scr	Parity Scr
Jan-05	51	128	39.84%	48.96%	12526	31205	40.14%	-0.068467	-1.041625
Feb-05	26	69	37.68%	48.46%	8698	22355	38.91%	-0.208793	-1.126937
Mar-05	20	52	38.46%	48.65%	9751	27267	35.76%	0.405887	-0.748766
Apr-05	26	52	50.00%	50.00%	9255	24802	37.32%	1.88927	0.128161
May-05	15	36	41.67%	49.30%	10397	28187	36.89%	0.594139	-0.637782
Jun-05	15	46	32.61%	46.88%	9904	28227	35.09%	-0.351914	-1.213948
Jul-05	13	37	35.14%	47.74%	9839	29318	33.56%	0.202831	-0.868068
Aug-05	15	41	36.59%	48.17%	10181	29443	34.58%	0.269964	-0.828961
Sep-05	12	26	46.15%	49.85%	8981	25385	35.38%	1.148442	-0.315675
Oct-05	16	35	45.71%	49.82%	11205	29798	37.60%	0.990068	-0.404657
Nov-05	18	38	47.37%	49.93%	11714	29929	39.14%	1.038711	-0.375233
Dec-05	61	149	40.94%	49.17%	11484	31036	37.00%	0.993086	-0.397189

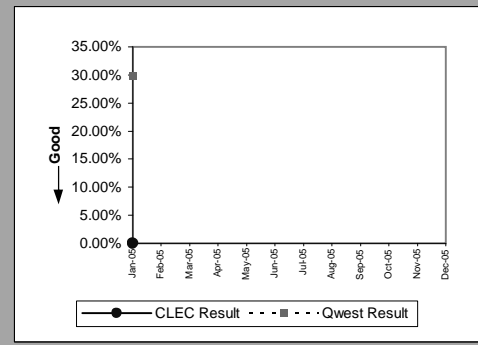


MR-10 - Customer-Related Trouble Reports (Percent)

UNE P (Centrex)(Parity)									
Date	CLEC Num	CLEC Denom	CLEC Result	CLEC Std Dev	Qwest Num	Qwest Denom	Qwest Result	Mod Z Scr	Parity Scr
Jan-05	9	22	40.91%	49.17%	66	209	31.58%	0.895516	-0.468219
Feb-05									
Mar-05									
Apr-05									
May-05									
Jun-05									
Jul-05									
Aug-05									
Sep-05									
Oct-05									
Nov-05									
Dec-05									

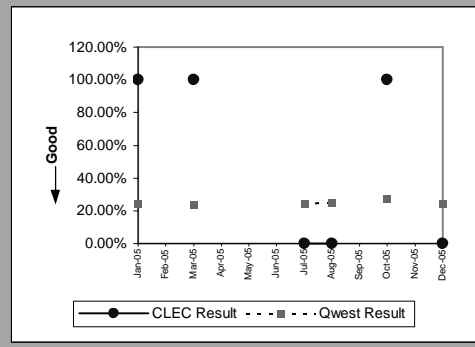


UNE P (Centrex 21)(Parity)									
Date	CLEC Num	CLEC Denom	CLEC Result	CLEC Std Dev	Qwest Num	Qwest Denom	Qwest Result	Mod Z Scr	Parity Scr
Jan-05	0	2	0.00%	0.00%	83	278	29.86%	-0.919348	-1.558924
Feb-05									
Mar-05									
Apr-05									
May-05									
Jun-05									
Jul-05									
Aug-05									
Sep-05									
Oct-05									
Nov-05									
Dec-05									

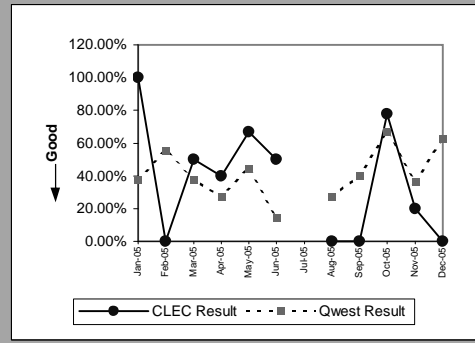


MR-10 - Customer-Related Trouble Reports (Percent)

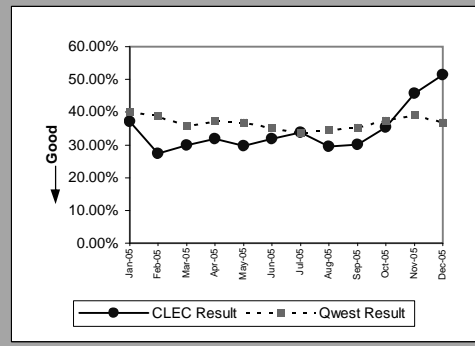
UDIT DS1 (Parity)									
Date	CLEC Num	CLEC Denom	CLEC Result	CLEC Std Dev	Qwest Num	Qwest Denom	Qwest Result	Mod Z Scr	Parity Scr
Jan-05	1	1	100.00%	0.00%	89	368	24.18%	1.768145	-0.285466
Feb-05									
Mar-05	1	1	100.00%	0.00%	82	346	23.70%	1.791713	-0.278028
Apr-05									
May-05									
Jun-05									
Jul-05	0	1	0.00%	0.00%	85	346	24.57%	-0.569853	-1.346446
Aug-05	0	5	0.00%	0.00%	91	365	24.93%	-1.2799	-1.778124
Sep-05									
Oct-05	2	2	100.00%	0.00%	93	342	27.19%	2.307316	0.10216
Nov-05									
Dec-05	0	1	0.00%	0.00%	90	369	24.39%	-0.567194	-1.344829



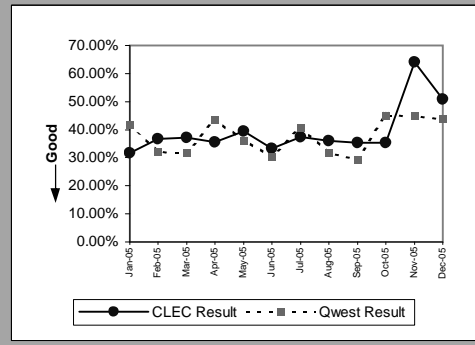
UDIT Above DS1 Level (Parity)									
Date	CLEC Num	CLEC Denom	CLEC Result	CLEC Std Dev	Qwest Num	Qwest Denom	Qwest Result	Mod Z Scr	Parity Scr
Jan-05	1	1	100.00%	0.00%	3	8	37.50%	1.217161	-0.525915
Feb-05	0	2	0.00%	0.00%	5	9	55.56%	-1.430194	-1.869496
Mar-05	4	8	50.00%	50.00%	3	8	37.50%	0.516398	-0.847519
Apr-05	2	5	40.00%	48.99%	3	11	27.27%	0.529839	-0.751142
May-05	2	3	66.67%	47.14%	4	9	44.44%	0.67082	-0.711202
Jun-05	4	8	50.00%	50.00%	1	7	14.29%	1.972027	-0.187982
Jul-05									
Aug-05	0	1	0.00%	0.00%	3	11	27.27%	-0.586302	-1.356446
Sep-05	0	1	0.00%	0.00%	2	5	40.00%	-0.745356	-1.453144
Oct-05	7	9	77.78%	41.57%	2	3	66.67%	0.353553	-0.858933
Nov-05	2	10	20.00%	40.00%	4	11	36.36%	-0.778539	-1.473318
Dec-05	0	4	0.00%	0.00%	5	8	62.50%	-2.108185	-2.281686



Unbundled Loop Analog (Parity)									
Date	CLEC Num	CLEC Denom	CLEC Result	CLEC Std Dev	Qwest Num	Qwest Denom	Qwest Result	Mod Z Scr	Parity Scr
Jan-05	139	375	37.07%	48.30%	12526	31205	40.14%	-1.207297	-1.733985
Feb-05	71	260	27.31%	44.55%	8698	22355	38.91%	-3.814627	-3.319128
Mar-05	98	327	29.97%	45.81%	9751	27267	35.76%	-2.172155	-2.320577
Apr-05	99	311	31.83%	46.58%	9255	24802	37.32%	-1.986768	-2.207869
May-05	117	393	29.77%	45.73%	10397	28187	36.89%	-2.903083	-2.764949
Jun-05	102	320	31.88%	46.60%	9904	28227	35.09%	-1.197182	-1.727835
Jul-05	147	435	33.79%	47.30%	9839	29318	33.56%	0.102385	-0.934674
Aug-05	136	461	29.50%	45.60%	10181	29443	34.58%	-2.274421	-2.38275
Sep-05	95	315	30.16%	45.89%	8981	25385	35.38%	-1.925855	-2.170837
Oct-05	201	567	35.45%	47.84%	11205	29798	37.60%	-1.048677	-1.63755
Nov-05	250	546	45.79%	49.82%	11714	29929	39.14%	3.154299	0.917678
Dec-05	293	569	51.49%	49.98%	11484	31036	37.00%	7.095005	3.313457

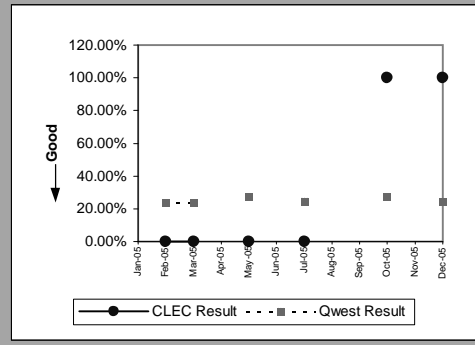


Unbundled Loop - 2 Wire Non-Loaded (Parity)									
Date	CLEC Num	CLEC Denom	CLEC Result	CLEC Std Dev	Qwest Num	Qwest Denom	Qwest Result	Mod Z Scr	Parity Scr
Jan-05	18	57	31.58%	46.48%	43	103	41.75%	-1.249067	-1.759379
Feb-05	18	49	36.73%	48.21%	39	121	32.23%	0.569039	-0.66197
Mar-05	23	62	37.10%	48.31%	32	101	31.68%	0.721226	-0.574631
Apr-05	22	62	35.48%	47.85%	62	142	43.66%	-1.083241	-1.658563
May-05	24	61	39.34%	48.85%	36	99	36.36%	0.380666	-0.775312
Jun-05	5	15	33.33%	47.14%	30	99	30.30%	0.237984	-0.855684
Jul-05	6	16	37.50%	48.41%	40	98	40.82%	-0.250242	-1.152136
Aug-05	23	64	35.94%	47.98%	43	135	31.85%	0.577826	-0.655772
Sep-05	17	48	35.42%	47.83%	31	105	29.52%	0.741461	-0.562708
Oct-05	31	88	35.23%	47.77%	42	93	45.16%	-1.342275	-1.816046
Nov-05	59	92	64.13%	47.96%	36	80	45.00%	2.515428	0.525385
Dec-05	58	114	50.88%	49.99%	35	80	43.75%	0.985065	-0.410989

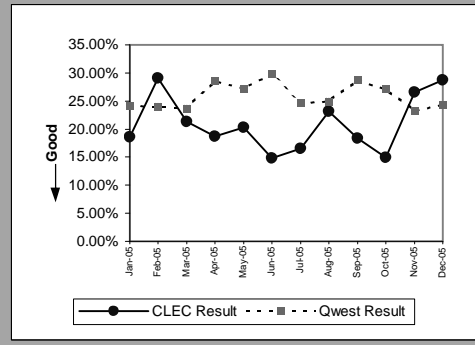


MR-10 - Customer-Related Trouble Reports (Percent)

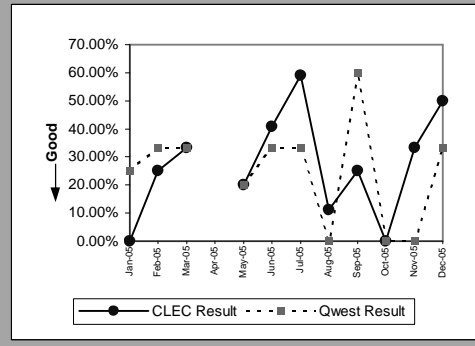
Unbundled Loop - 4 Wire Non-Loaded(Parity)									
Date	CLEC Num	CLEC Denom	CLEC Result	CLEC Std Dev	Qwest Num	Qwest Denom	Qwest Result	Mod Z Scr	Parity Scr
Jan-05									
Feb-05	0	1	0.00%	0.00%	73	304	24.01%	-0.561232	-1.341205
Mar-05	0	2	0.00%	0.00%	82	346	23.70%	-0.785902	-1.477794
Apr-05									
May-05	0	1	0.00%	0.00%	99	364	27.20%	-0.610378	-1.371084
Jun-05									
Jul-05	0	1	0.00%	0.00%	85	346	24.57%	-0.569853	-1.346446
Aug-05									
Sep-05									
Oct-05	1	1	100.00%	0.00%	93	342	27.19%	1.633895	-0.329474
Nov-05									
Dec-05	1	1	100.00%	0.00%	90	369	24.39%	1.758301	-0.288586



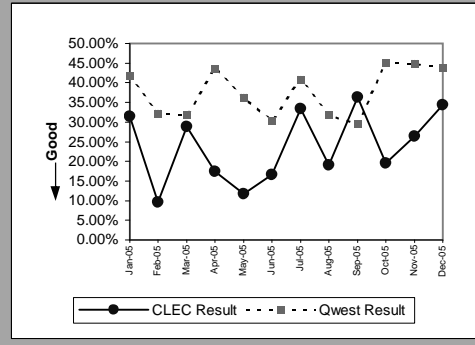
Unbundled Loop - DS1 Capable(Parity)									
Date	CLEC Num	CLEC Denom	CLEC Result	CLEC Std Dev	Qwest Num	Qwest Denom	Qwest Result	Mod Z Scr	Parity Scr
Jan-05	22	118	18.64%	38.95%	89	368	24.18%	-1.223104	-1.743594
Feb-05	39	134	29.10%	45.42%	73	304	24.01%	1.149446	-0.320305
Mar-05	29	136	21.32%	40.96%	82	346	23.70%	-0.552049	-1.335622
Apr-05	20	107	18.69%	38.98%	93	325	28.62%	-1.970005	-2.197678
May-05	28	138	20.29%	40.22%	99	364	27.20%	-1.552917	-1.944106
Jun-05	17	115	14.78%	35.49%	100	335	29.85%	-3.046741	-2.852287
Jul-05	19	115	16.52%	37.14%	85	346	24.57%	-1.73618	-2.055522
Aug-05	35	151	23.18%	42.20%	91	365	24.93%	-0.418711	-1.254558
Sep-05	16	87	18.39%	38.74%	100	348	28.74%	-1.907134	-2.159455
Oct-05	25	168	14.88%	35.59%	93	342	27.19%	-2.936955	-2.785542
Nov-05	39	147	26.53%	44.15%	82	352	23.30%	0.779344	-0.533781
Dec-05	39	136	28.68%	45.23%	90	369	24.39%	0.994982	-0.407216



Unbundled Loop - XDSL(Parity)									
Date	CLEC Num	CLEC Denom	CLEC Result	CLEC Std Dev	Qwest Num	Qwest Denom	Qwest Result	Mod Z Scr	Parity Scr
Jan-05	0	7	0.00%	0.00%	1	4	25.00%	-0.921132	-1.560009
Feb-05	1	4	25.00%	43.30%	1	3	33.33%	-0.231455	-1.140715
Mar-05	1	3	33.33%	47.14%	1	3	33.33%	0	-1
Apr-05									
May-05	1	5	20.00%	40.00%	1	5	20.00%	0	-1
Jun-05	18	44	40.91%	49.17%	1	3	33.33%	0.269321	-0.908323
Jul-05	23	39	58.97%	49.19%	1	3	33.33%	0.907841	-0.547684
Aug-05	1	9	11.11%	31.43%	0	3	0.00%		-0.875959
Sep-05	1	4	25.00%	43.30%	3	5	60.00%	-1.065016	-1.647484
Oct-05	0	1	0.00%	0.00%	0	3	0.00%		
Nov-05	1	3	33.33%	47.14%	0	2	0.00%		-0.706925
Dec-05	1	2	50.00%	50.00%	1	3	33.33%	0.387298	-0.940166

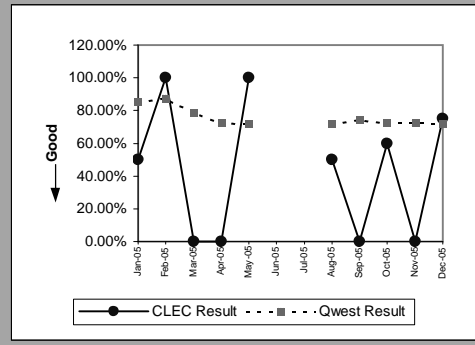


Unbundled Loop ISDN Capable(Parity)									
Date	CLEC Num	CLEC Denom	CLEC Result	CLEC Std Dev	Qwest Num	Qwest Denom	Qwest Result	Mod Z Scr	Parity Scr
Jan-05	11	35	31.43%	46.42%	43	103	41.75%	-1.069493	-1.650206
Feb-05	3	31	9.68%	29.57%	39	121	32.23%	-2.397293	-2.457451
Mar-05	13	45	28.89%	45.32%	32	101	31.68%	-0.335106	-1.20373
Apr-05	4	23	17.39%	37.90%	62	142	43.66%	-2.356594	-2.432707
May-05	4	34	11.76%	32.22%	36	99	36.36%	-2.572534	-2.56399
Jun-05	7	42	16.67%	37.27%	30	99	30.30%	-1.611318	-1.979612
Jul-05	12	36	33.33%	47.14%	40	98	40.82%	-0.781213	-1.474944
Aug-05	4	21	19.05%	39.27%	43	135	31.85%	-1.171584	-1.712272
Sep-05	4	11	36.36%	48.10%	31	105	29.52%	0.473151	-0.718386
Oct-05	10	51	19.61%	39.70%	42	93	45.16%	-2.946918	-2.791599
Nov-05	10	38	26.32%	44.03%	36	80	45.00%	-1.906264	-2.158926
Dec-05	12	35	34.29%	47.47%	35	80	43.75%	-0.941386	-1.572322

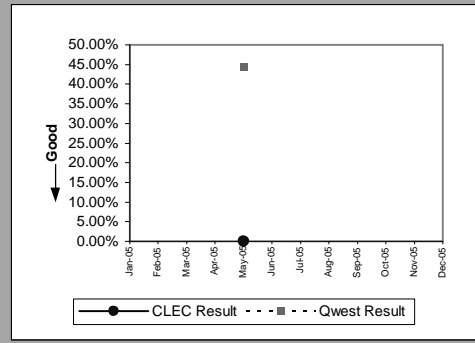


MR-10 - Customer-Related Trouble Reports (Percent)

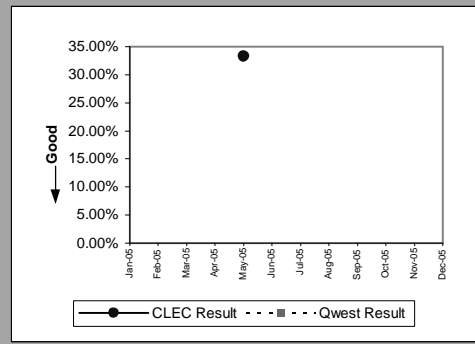
Unbundled Loop - ADSL Qualified(Parity)									
Date	CLEC Num	CLEC Denom	CLEC Result	CLEC Std Dev	Qwest Num	Qwest Denom	Qwest Result	Mod Z Scr	Parity Scr
Jan-05	1	2	50.00%	50.00%	14151	16574	85.38%	-1.416161	-1.860964
Feb-05	1	1	100.00%	0.00%	14073	16088	87.48%	0.378382	-0.907379
Mar-05	0	4	0.00%	0.00%	14342	18245	78.61%	-3.833434	-3.330562
Apr-05	0	2	0.00%	0.00%	12837	17793	72.15%	-2.275919	-2.38366
May-05	1	1	100.00%	0.00%	13093	18242	71.77%	0.62709	-0.781359
Jun-05									
Jul-05									
Aug-05	1	2	50.00%	50.00%	14789	20575	71.88%	-0.688165	-1.418375
Sep-05	0	1	0.00%	0.00%	14218	19175	74.15%	-1.693552	-2.029606
Oct-05	3	5	60.00%	48.99%	15294	21133	72.37%	-0.618504	-1.376024
Nov-05	0	3	0.00%	0.00%	14757	20363	72.47%	-2.809966	-2.708338
Dec-05	3	4	75.00%	43.30%	15036	20852	72.11%	0.128952	-0.969994



Unbundled Loop - DS3 Capable(Parity)									
Date	CLEC Num	CLEC Denom	CLEC Result	CLEC Std Dev	Qwest Num	Qwest Denom	Qwest Result	Mod Z Scr	Parity Scr
Jan-05									
Feb-05									
Mar-05									
Apr-05									
May-05	0	1	0.00%	0.00%	4	9	44.44%	-0.848528	-1.515868
Jun-05									
Jul-05									
Aug-05									
Sep-05									
Oct-05									
Nov-05									
Dec-05									

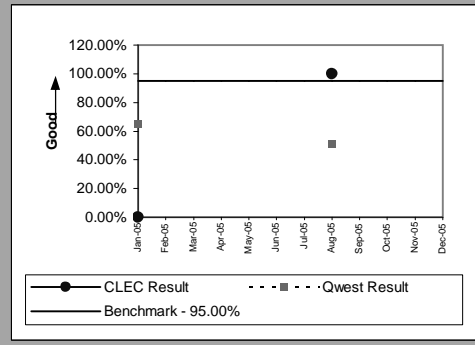


E911(Parity)									
Date	CLEC Num	CLEC Denom	CLEC Result	CLEC Std Dev	Qwest Num	Qwest Denom	Qwest Result	Mod Z Scr	Parity Scr
Jan-05									
Feb-05									
Mar-05									
Apr-05									
May-05	1	3	33.33%	47.14%					
Jun-05									
Jul-05									
Aug-05									
Sep-05									
Oct-05									
Nov-05									
Dec-05									

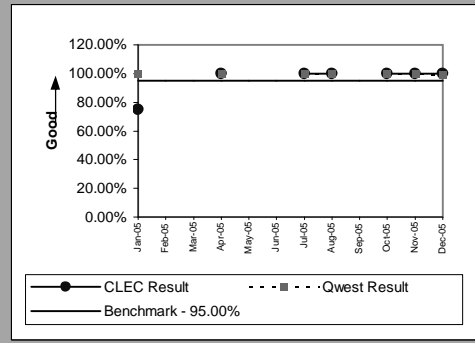


MR-11 - LNP Trouble Reports Cleared

LNP Trouble Reports Cleared within 4 Hours(Percent)(MR-11A)(Parity)									
Date	CLEC Num	CLEC Denom	CLEC Result	CLEC Std Dev	Qwest Num	Qwest Denom	Qwest Result	Mod Z Scr	Parity Scr
Jan-05	0	1	0.00%	0.00%	816	1257	64.92%	1.359731	3
Feb-05									
Mar-05									
Apr-05									
May-05									
Jun-05									
Jul-05									
Aug-05	1	1	100.00%	0.00%	686	1343	51.08%	-0.978271	-1.594746
Sep-05									
Oct-05									
Nov-05									
Dec-05									

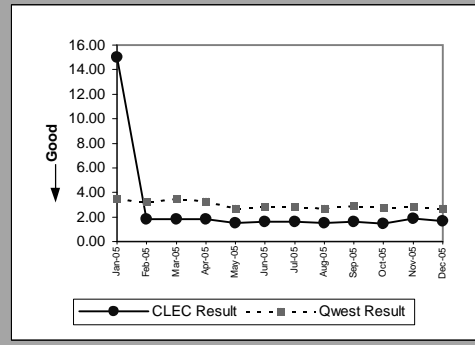


LNP Trouble Reports Cleared within 48 Hours - All Volumes(Percent)(MR-11B)(Parity)									
Date	CLEC Num	CLEC Denom	CLEC Result	CLEC Std Dev	Qwest Num	Qwest Denom	Qwest Result	Mod Z Scr	Parity Scr
Jan-05	3	4	75.00%	43.30%	2633	2636	99.89%	14.7509	0.631579
Feb-05									
Mar-05									
Apr-05	2	2	100.00%	0.00%	2537	2538	99.96%	-0.028066	-0.157895
May-05									
Jun-05									
Jul-05	1	1	100.00%	0.00%	2772	2774	99.93%	-0.026856	-1.016327
Aug-05	1	1	100.00%	0.00%	2811	2819	99.72%	-0.053338	-1.032427
Sep-05									
Oct-05	3	3	100.00%	0.00%	2480	2484	99.84%	-0.069519	-1.042264
Nov-05	1	1	100.00%	0.00%	2254	2259	99.78%	-0.047088	-1.028628
Dec-05	2	2	100.00%	0.00%	2223	2230	99.69%	-0.079323	-1.048225



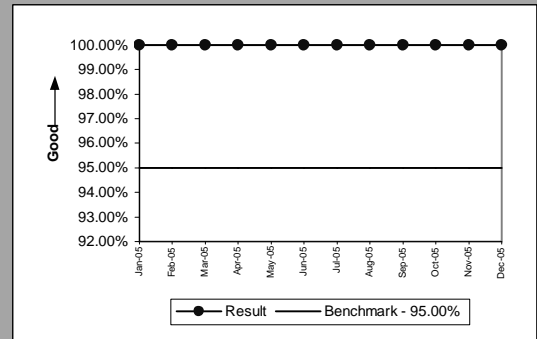
BI-1 - Time to Provide Recorded Usage Records

Time to Provide Usage Records(Whole Number)UNEs and Resale Aggregate(BI-1A)(Parity)									
Date	CLEC Num	CLEC Denom	CLEC Result	CLEC Std Dev	Qwest Num	Qwest Denom	Qwest Result	Mod Z Scr	Parity Scr
Jan-05	781578290	52054954	15.01	41.46	23774729	6808773	3.49	6610.1231	4017.6695
Feb-05	85483188	46213570	1.85	0.80	19818671	6176426	3.21	-777.8777	-473.9161
Mar-05	98874099	53894234	1.83	0.84	25606179	7388506	3.47	-978.0709	-595.6249
Apr-05	90108629	48807284	1.85	0.82	21266998	6441867	3.30	-868.3652	-528.9285
May-05	35174150	23506315	1.50	0.64	15473140	5665941	2.73	-866.4827	-527.7841
Jun-05	42712711	26922928	1.59	1.02	18036172	6427183	2.81	-871.9548	-531.1109
Jul-05	38374731	23830665	1.61	0.76	16046575	5692031	2.82	-826.5325	-503.4961
Aug-05	37020441	24916078	1.49	0.77	16574871	6096135	2.72	-839.3763	-511.3046
Sep-05	35351908	22068706	1.60	0.80	15707932	5359442	2.93	-819.086	-498.9689
Oct-05	29226784	19881266	1.47	0.79	13193415	4755279	2.77	-736.8536	-448.9752
Nov-05	81515624	43828395	1.86	7.23	14618917	5233495	2.79	-614.8289	-374.7895
Dec-05	68147167	41343507	1.65	0.78	13720722	5057048	2.71	-711.4433	-433.5268



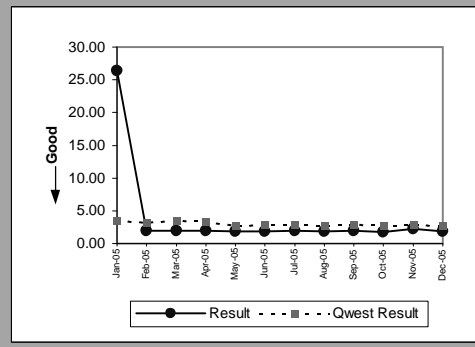
BI-1 - Time to Provide Recorded Usage Records

Time to Provide Usage Records(Percent)Jointly-provided Switched Access(BI-1B)(Benchmark)				
Date	Numerator	Denominator	Result	
Jan-05	686266	686266	100.00%	
Feb-05	666082	666082	100.00%	
Mar-05	820609	820614	100.00%	
Apr-05	837808	837809	100.00%	
May-05	4363795	4363828	100.00%	
Jun-05	18102094	18102122	100.00%	
Jul-05	19001960	19001973	100.00%	
Aug-05	20579311	20579317	100.00%	
Sep-05	22233524	22233798	100.00%	
Oct-05	21462702	21463395	100.00%	
Nov-05	21602938	21602941	100.00%	
Dec-05	20626381	20627327	100.00%	



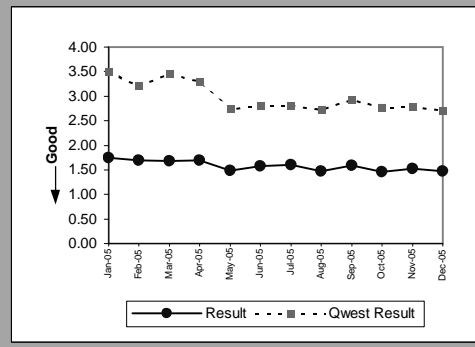
BI-1 - Time to Provide Recorded Usage Reports

Time to Provide Usage Records [CAT11](Whole Number)UNEs and Resale Aggregate(BI-1C-1)(Parity)									
Date	Numerator	Denominator	Result	CLEC Std Dev	Qwest Num	Qwest Denom	Qwest Result	Mod Z Scr	Parity Scr
Jan-05	739736598	28057053	26.37	53.93	23774729	6808773	3.49	12517.128	7608.8735
Feb-05	45739211	22887858	2	0.79	19818671	6176426	3.21	-654.5776	-398.9549
Mar-05	53368452	26868884	1.99	0.82	25606179	7388506	3.47	-837.7845	-510.3368
Apr-05	48816378	24459132	2	0.81	21266998	6441867	3.30	-737.4558	-449.3413
May-05	1721615	943886	1.82	0.72	15473140	5665941	2.73	-267.9739	-163.9165
Jun-05	1755460	924237	1.90	0.79	18036172	6427183	2.81	-255.8361	-156.5373
Jul-05	1680210	866923	1.94	0.78	16046575	5692031	2.82	-243.7566	-149.1935
Aug-05	1581902	874318	1.81	0.71	16574871	6096135	2.72	-244.6494	-149.7363
Sep-05	1498338	773321	1.94	0.79	15707932	5359442	2.93	-242.3671	-148.3487
Oct-05	1194425	661764	1.80	0.71	13193415	4755279	2.77	-213.0997	-130.5554
Nov-05	48269797	21912962	2.20	10.17	14618917	5233495	2.79	-369.742	-225.7872
Dec-05	38212307	21006000	1.82	0.76	13720722	5057048	2.71	-568.1113	-346.3871



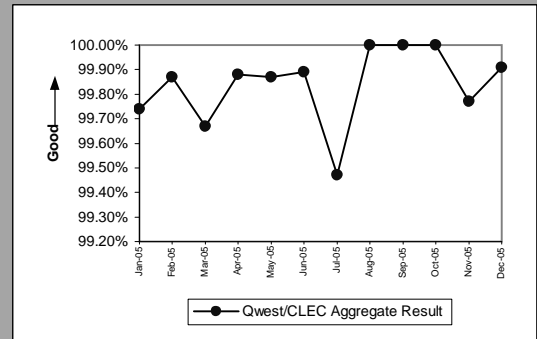
BI-1 - Time to Provide Recorded Usage Reports

Time to Provide Usage Records [CAT10](Whole Number)JNEs and Resale Aggregate(BI-1C-2)(Parity)									
Date	Numerator	Denominator	Result	CLEC Std Dev	Qwest Numera	Qwest Denom	Qwest Result	Mod Z Scr	Parity Scr
Jan-05	41841692	23997901	1.74	1.10	23774729	6808773	3.49	-941.2584	-573.2444
Feb-05	39743977	23325712	1.70	0.77	19818671	6176426	3.21	-815.4946	-496.7855
Mar-05	45505647	27025350	1.68	0.83	25606179	7388506	3.47	-1009.685	-614.8449
Apr-05	41292251	24348152	1.70	0.79	21266998	6441867	3.30	-906.4434	-552.0784
May-05	33452535	22562429	1.48	0.63	15473140	5665941	2.73	-872.5639	-531.4812
Jun-05	40957251	25998691	1.58	1.02	18036172	6427183	2.81	-876.9073	-534.1218
Jul-05	36694521	22963742	1.60	0.75	16046575	5692031	2.82	-831.9722	-506.8032
Aug-05	35438539	24041760	1.47	0.77	16574871	6096135	2.72	-844.3716	-514.3415
Sep-05	33853570	21295385	1.59	0.80	15707932	5359442	2.93	-823.6808	-501.7624
Oct-05	28032359	19219502	1.46	0.79	13193415	4755279	2.77	-740.9085	-451.4404
Nov-05	33245827	21915433	1.52	0.94	14618917	5233495	2.79	-799.1297	-486.8364
Dec-05	29934860	20337507	1.47	0.75	13720722	5057048	2.71	-786.2316	-478.9949



BI-2 - Invoices Delivered within 10 Days

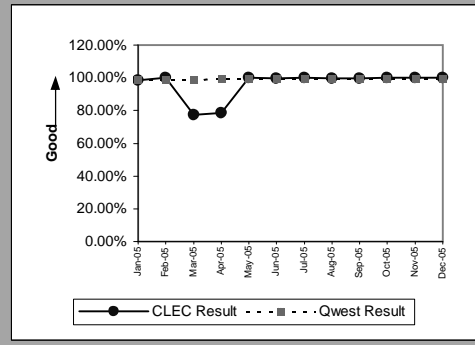
Invoices Delivered within 10 Days(Percent)All(BI-2)(Parity by Design)			
Date	Qwest/CLEC Aggregate Num	Qwest/CLEC Aggregate Denom	Qwest/CLEC Aggregate Result
Jan-05	771	773	99.74%
Feb-05	770	771	99.87%
Mar-05	910	913	99.67%
Apr-05	854	855	99.88%
May-05	791	792	99.87%
Jun-05	917	918	99.89%
Jul-05	930	935	99.47%
Aug-05	937	937	100.00%
Sep-05	860	860	100.00%
Oct-05	893	893	100.00%
Nov-05	885	887	99.77%
Dec-05	1074	1075	99.91%



Eff 8/04 Wholesale results may include non-251 products provisioned as part of Commercial Agreements. This level of identification/exclusion from 271 Billing results is not available at this time.

BI-3 - Billing Accuracy - Adjustments for Errors

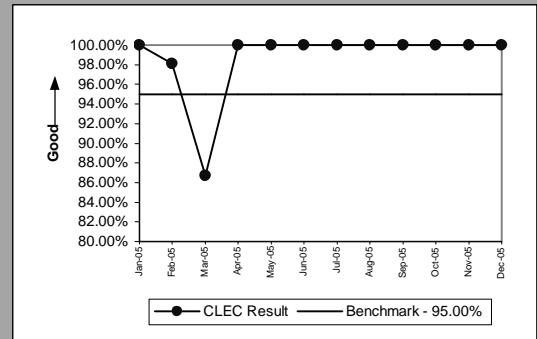
Billing Accuracy - Adjustments for Errors(Percent)JNEs and Resale Aggregate(BI-3A)(Parity)									
Date	CLEC Num	CLEC Denom	CLEC Result	CLEC Std Dev	Qwest Num	Qwest Denom	Qwest Result	Mod Z Scr	Parity Scr
Jan-05	6847698	6953903	98.47%	12.26%	78671496	79556521	98.89%	100.01479	59.804675
Feb-05	5862385	5869707	99.88%	3.53%	78803570	79784446	98.77%	-234.4036	-143.5072
Mar-05	4425656	5710968	77.49%	41.76%	79018695	79952333	98.83%	4585.7384	2786.931
Apr-05	5041745	6429641	78.41%	41.14%	79484901	79913969	99.46%	7026.4942	4270.8051
May-05	7262399	7263633	99.98%	1.30%	79610225	80136688	99.34%	-204.4361	-125.2883
Jun-05	7039191	7055897	99.76%	4.86%	80816186	81532574	99.12%	-175.2718	-107.5577
Jul-05	5965596	5966672	99.98%	1.34%	77125030	77661037	99.31%	-191.1075	-117.1851
Aug-05	6328465	6338830	99.84%	4.04%	76153208	76717272	99.26%	-161.936	-99.45013
Sep-05	5933439	5960619	99.54%	6.74%	75657840	76328219	99.12%	-106.4175	-65.69725
Oct-05	5878727	5878853	100.00%	0.46%	74681845	75085672	99.46%	-171.0128	-104.9684
Nov-05	2312129	2313528	99.94%	2.46%	68193383	68515509	99.53%	-89.59752	-55.47143
Dec-05	2923780	2927097	99.89%	3.36%	83584057	83966285	99.54%	-85.42206	-52.93292



Eff 8/04 Wholesale results may include non-251 products provisioned as part of Commercial Agreements. This level of identification/exclusion from 271 Billing results is not available at this time.

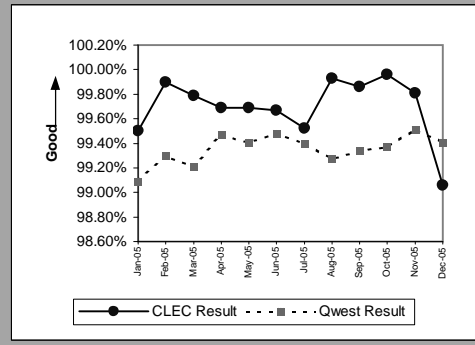
BI-3 - Billing Accuracy - Adjustments for Errors

Billing Accuracy - Adjustments for Errors(Percent)Reciprocal Compensation(BI-3B)(Benchmark)				
Date	Numerator	Denominator	CLEC Result	
Jan-05	60081	60081	60081	100.00%
Feb-05	62373	63578	63578	98.11%
Mar-05	51265	59136	59136	86.69%
Apr-05	78206	78206	78206	100.00%
May-05	75286	75286	75286	100.00%
Jun-05	64649	64649	64649	100.00%
Jul-05	62400	62400	62400	100.00%
Aug-05	65586	65586	65586	100.00%
Sep-05	64738	64738	64738	100.00%
Oct-05	64401	64401	64401	100.00%
Nov-05	69538	69538	69538	100.00%
Dec-05	70942	70942	70942	100.00%



BI-4 - Billing Completeness

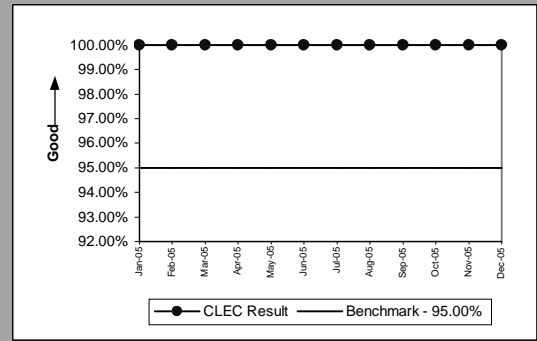
Billing Completeness(Percent)UNEs and Resale Aggregate(BI-4A)(Parity)									
Date	CLEC Num	CLEC Denom	CLEC Result	CLEC Std Dev	Qwest Num	Qwest Denom	Qwest Result	Mod Z Scr	Parity Scr
Jan-05	26008	26139	99.50%	7.06%	172856	174446	99.09%	-6.50934	-4.957397
Feb-05	31536	31567	99.90%	3.13%	170002	171202	99.30%	-11.79448	-8.170537
Mar-05	31364	31429	99.79%	4.54%	165516	166836	99.21%	-10.72669	-7.521367
Apr-05	31651	31751	99.69%	5.60%	174786	175721	99.47%	-4.89464	-3.97573
May-05	33308	33412	99.69%	0.00%	167952	168942	99.41%	-6.011804	-4.654917
Jun-05	30796	30899	99.67%	5.76%	165315	166174	99.48%	-4.132237	-3.512221
Jul-05	34249	34415	99.52%	6.93%	172381	173421	99.40%	-2.575631	-2.565872
Aug-05	48110	48142	99.93%	2.58%	172247	173518	99.27%	-15.16258	-10.21819
Sep-05	32135	32180	99.86%	3.74%	157027	158078	99.34%	-10.56376	-7.422313
Oct-05	30022	30033	99.96%	1.91%	170237	171310	99.37%	-11.94887	-8.264396
Nov-05	32209	32269	99.81%	4.31%	176180	177052	99.51%	-7.234957	-5.398542
Dec-05	26414	26664	99.06%	9.64%	151117	152012	99.41%	6.867285	3.175013



Eff 8/04 Wholesale results may include non-251 products provisioned as part of Commercial Agreements. This level of identification/exclusion from 271 Billing results is not available at this time.

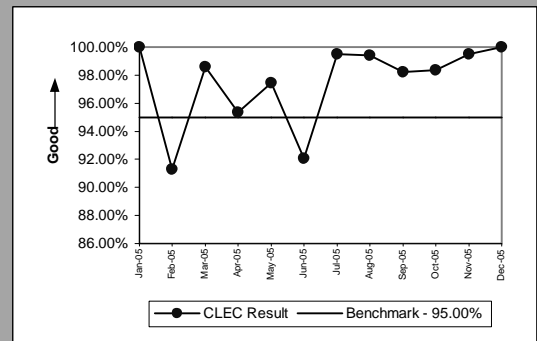
BI-4 - Billing Completeness

Billing Completeness(Percent)Reciprocal Compensation(BI-4B)(Benchmark)				
Date	Numerator	Denominator	CLEC Result	
Jan-05		60081	60081	100.00%
Feb-05		63578	63578	100.00%
Mar-05		59136	59136	100.00%
Apr-05		78206	78206	100.00%
May-05		75286	75286	100.00%
Jun-05		64649	64649	100.00%
Jul-05		62400	62400	100.00%
Aug-05		65586	65586	100.00%
Sep-05		64738	64738	100.00%
Oct-05		64401	64401	100.00%
Nov-05		69538	69538	100.00%
Dec-05		70942	70942	100.00%

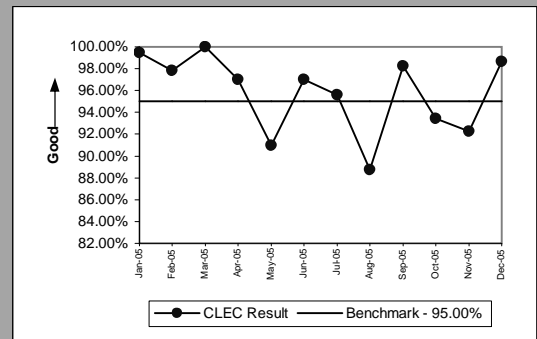


BI-5 - Billing Accuracy & Claims Processing

Billing Accuracy & Claims Processing - Acknowledgment(Percent)All(BI-5A)(Benchmark)				
Date	Numerator	Denominator	CLEC Result	
Jan-05		294	294	100.00%
Feb-05		293	321	91.28%
Mar-05		212	215	98.60%
Apr-05		184	193	95.34%
May-05		153	157	97.45%
Jun-05		278	302	92.05%
Jul-05		192	193	99.48%
Aug-05		325	327	99.39%
Sep-05		221	225	98.22%
Oct-05		296	301	98.34%
Nov-05		199	200	99.50%
Dec-05		205	205	100.00%

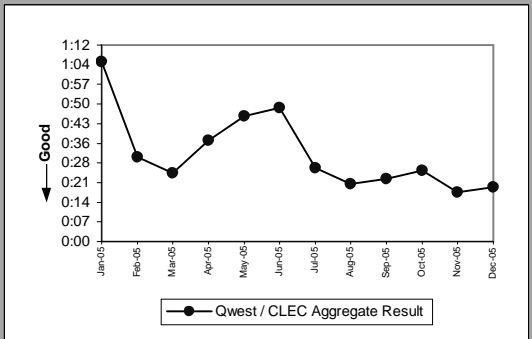


Billing Accuracy & Claims Processing - Resolution(Percent)All(BI-5B)(Benchmark)				
Date	Numerator	Denominator	CLEC Result	
Jan-05		187	188	99.47%
Feb-05		269	275	97.82%
Mar-05		219	219	100.00%
Apr-05		227	234	97.01%
May-05		211	232	90.95%
Jun-05		325	335	97.01%
Jul-05		241	252	95.63%
Aug-05		237	267	88.76%
Sep-05		280	285	98.25%
Oct-05		357	382	93.46%
Nov-05		250	271	92.25%
Dec-05		222	225	98.67%

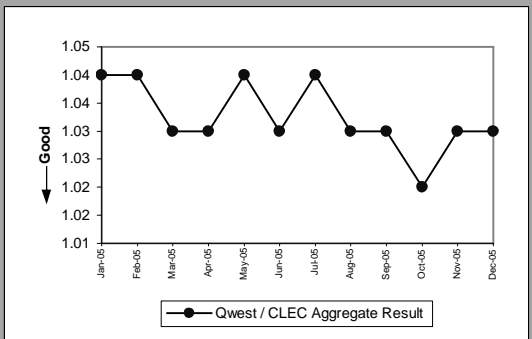


DB-1 - Time to Update Databases

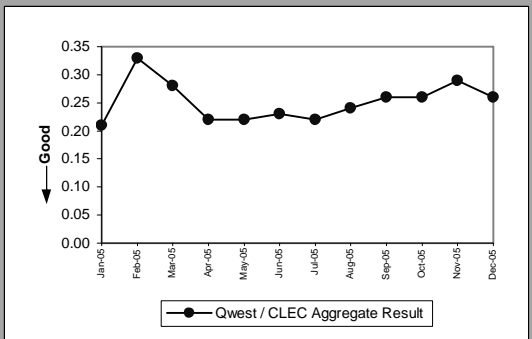
Time to Update Databases(Hours and Minutes)E911(DB-1A)(Diagnostic)	
	Qwest / CLEC Aggregate Result
Jan-05	1:06
Feb-05	0:31
Mar-05	0:25
Apr-05	0:37
May-05	0:46
Jun-05	0:49
Jul-05	0:27
Aug-05	0:21
Sep-05	0:23
Oct-05	0:26
Nov-05	0:18
Dec-05	0:20



Time to Update Databases(Whole Number)LIDB(DB-1B)(Diagnostic)	
	Qwest / CLEC Aggregate Result
Jan-05	1.04
Feb-05	1.04
Mar-05	1.03
Apr-05	1.03
May-05	1.04
Jun-05	1.03
Jul-05	1.04
Aug-05	1.03
Sep-05	1.03
Oct-05	1.02
Nov-05	1.03
Dec-05	1.03



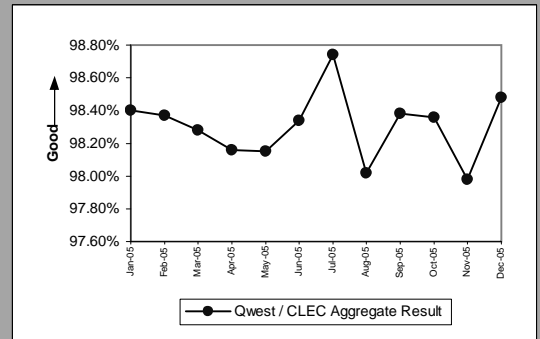
Time to Update Databases(Whole Number)Directory Listing(DB-1C-1)(Diagnostic)	
	Qwest / CLEC Aggregate Result
Jan-05	0.21
Feb-05	0.33
Mar-05	0.28
Apr-05	0.22
May-05	0.22
Jun-05	0.23
Jul-05	0.22
Aug-05	0.24
Sep-05	0.26
Oct-05	0.26
Nov-05	0.29
Dec-05	0.26



VoIP Listings are included in the batch process and therefore included in performance results effective 8/6/04.

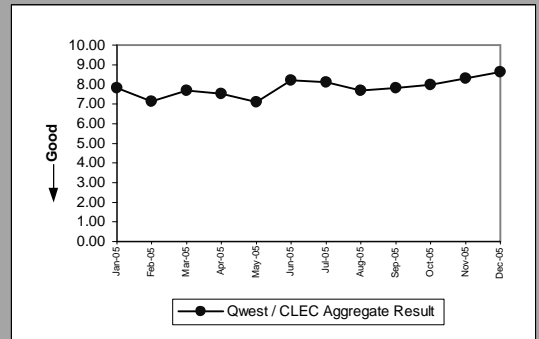
DB-2 - Accurate Database Updates

Accurate Database Updates(Percent)Directory Listing(DB-2C-1)(Diagnostic)		
	Qwest / CLEC Aggregate Result	
Jan-05		98.40%
Feb-05		98.37%
Mar-05		98.28%
Apr-05		98.16%
May-05		98.15%
Jun-05		98.34%
Jul-05		98.74%
Aug-05		98.02%
Sep-05		98.38%
Oct-05		98.36%
Nov-05		97.98%
Dec-05		98.48%



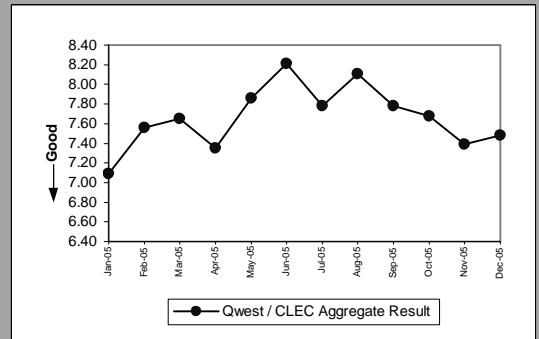
DA-1 - Speed of Answer - Directory Assistance

Speed of Answer - Directory Assistance(Whole Number)(DA-1)(Diagnostic)	
	Qwest / CLEC Aggregate Result
Jan-05	7.81
Feb-05	7.12
Mar-05	7.70
Apr-05	7.51
May-05	7.10
Jun-05	8.20
Jul-05	8.10
Aug-05	7.70
Sep-05	7.82
Oct-05	7.98
Nov-05	8.31
Dec-05	8.64



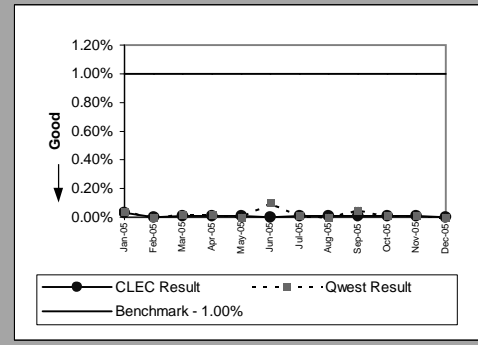
OS-1 - Speed of Answer - Operator Services

Speed of Answer - Operator Services(Whole Number)(OS-1)(Diagnostic)	
	Qwest / CLEC Aggregate Result
Jan-05	7.09
Feb-05	7.56
Mar-05	7.65
Apr-05	7.35
May-05	7.86
Jun-05	8.21
Jul-05	7.78
Aug-05	8.11
Sep-05	7.78
Oct-05	7.68
Nov-05	7.39
Dec-05	7.48

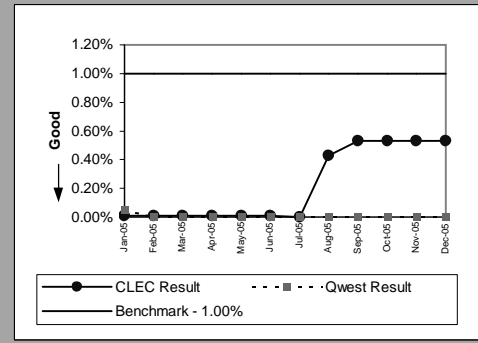


NI-1 - Trunk Blocking

Trunk Blockage to Qwest Tandem Offices(NI-1A)(Parity)									
Date	CLEC Num	CLEC Denom	CLEC Result	CLEC Std Dev	Qwest Num	Qwest Denom	Qwest Result	Mod Z Scr	Parity Scr
Jan-05	7	27624	0.03%	0.16%	14	32400	0.04%	-6.540113	-2.921051
Feb-05	1	27024	0.00%	0.04%	1	30576	0.00%	0.536441	-2.991821
Mar-05	2	26448	0.01%	0.07%	7	30360	0.02%	-10.029	-2.979909
Apr-05	2	23928	0.01%	0.08%	7	30360	0.02%	-10.88634	-2.974724
May-05	2	22560	0.01%	0.00%	0	30384	0.00%		-2.97983
Jun-05	1	23064	0.00%	0.06%	31	31008	0.10%	-20.93779	-13.72928
Jul-05	1	23184	0.01%	0.06%	4	31008	0.01%	-3.719994	-3.261596
Aug-05	2	23016	0.01%	0.08%	0	32420	0.00%		-2.978884
Sep-05	3	23568	0.01%	0.06%	17	32108	0.05%	-12.98943	-8.897014
Oct-05	2	24576	0.01%	0.08%	4	32108	0.01%	-5.142885	-4.126652
Nov-05	2	24792	0.01%	0.07%	2	32300	0.01%	3.180194	0.933421
Dec-05	0	26640	0.00%	0.00%	0	32300	0.00%		-2.999459

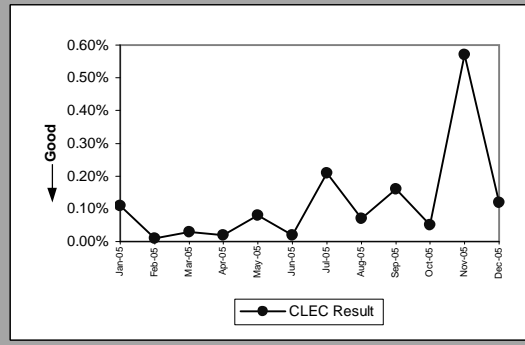


Trunk Blockage to Qwest End Offices(NI-1B)(Parity)									
Date	CLEC Num	CLEC Denom	CLEC Result	CLEC Std Dev	Qwest Num	Qwest Denom	Qwest Result	Mod Z Scr	Parity Scr
Jan-05	2	15552	0.01%	0.08%	32	58764	0.05%	-8.343306	-2.958194
Feb-05	2	15960	0.01%	0.08%	0	55841	0.00%	272.2483	-2.971263
Mar-05	2	16392	0.01%	0.07%	0	54041	0.00%	1151.4151	-2.96552
Apr-05	1	16224	0.01%	0.07%	0	53969	0.00%	207.29958	-2.984024
May-05	2	16176	0.01%	0.00%	0	53969	0.00%	249.46289	150.66267
Jun-05	1	15336	0.01%	0.06%	3	53969	0.00%	0.248962	-0.848642
Jul-05	0	11328	0.00%	0.02%	0	53969	0.00%	103.81339	62.11406
Aug-05	41	9576	0.43%	5.86%	0	53489	0.00%	39280.39	23879.782
Sep-05	39	7296	0.53%	6.50%	2	48909	0.00%	917.3914	556.73437
Oct-05	40	7488	0.53%	6.57%	0	48141	0.00%	17385.573	10568.678
Nov-05	40	7536	0.53%	6.49%	0	48141	0.00%	10311.916	6268.1996
Dec-05	40	7560	0.53%	6.60%	0	48141	0.00%	13563.923	8245.2796

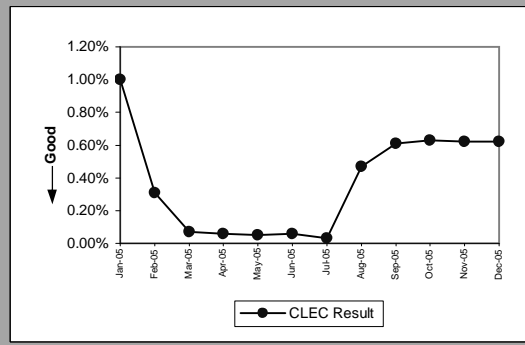


NI-1 - Trunk Blocking

Trunk Blockage to Qwest Tandem Offices(Percent)(NI-1C)(Diagnostic)					
Date	Numerator	Denominator	CLEC Result	Standard Deviation	
Jan-05	32	28200	0.11%	0.80%	
Feb-05	2	27168	0.01%	0.09%	
Mar-05	9	26520	0.03%	0.61%	
Apr-05	5	24048	0.02%	0.19%	
May-05	19	23448	0.08%	0.00%	
Jun-05	5	23304	0.02%	0.17%	
Jul-05	50	23448	0.21%	3.49%	
Aug-05	17	23280	0.07%	0.93%	
Sep-05	39	24144	0.16%	2.57%	
Oct-05	12	24912	0.05%	0.37%	
Nov-05	151	26280	0.57%	2.75%	
Dec-05	32	27144	0.12%	2.12%	

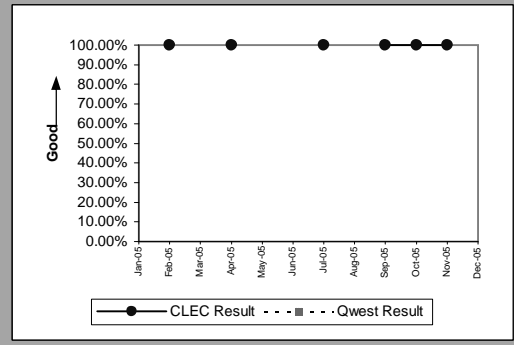


Trunk Blockage to Qwest End Offices(Percent)(NI-1D)(Diagnostic)					
Date	Numerator	Denominator	CLEC Result	Standard Deviation	
Jan-05	168	16716	1.00%	5.50%	
Feb-05	51	16764	0.31%	1.66%	
Mar-05	12	16428	0.07%	1.26%	
Apr-05	10	16332	0.06%	1.10%	
May-05	9	16284	0.05%	0.00%	
Jun-05	9	15372	0.06%	1.08%	
Jul-05	3	11436	0.03%	0.34%	
Aug-05	45	9612	0.47%	5.88%	
Sep-05	46	7404	0.61%	6.52%	
Oct-05	48	7596	0.63%	6.57%	
Nov-05	47	7620	0.62%	6.54%	
Dec-05	48	7692	0.62%	6.58%	

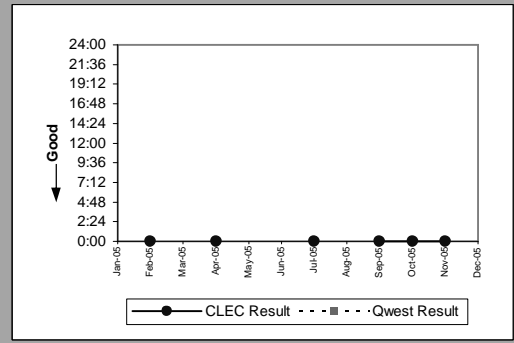


NP-1 - NXX Code Activation

NXX Code Activation(Percent)(NP-1A)(Parity)						
Date	CLEC Num	CLEC Denom	CLEC Result	Qwest Num	Qwest Denom	Qwest Result
Jan-05						
Feb-05	1	1	100.00%			
Mar-05						
Apr-05	1	1	100.00%			
May-05						
Jun-05						
Jul-05	1	1	100.00%			
Aug-05						
Sep-05	1	1	100.00%			
Oct-05	1	1	100.00%			
Nov-05	1	1	100.00%			
Dec-05						

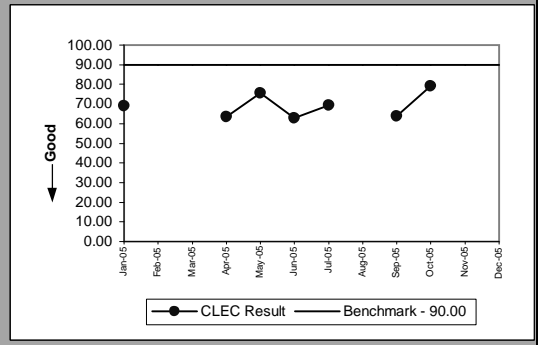


NXX Code Activation - Facility Delays(Hours and Minutes)(NP-1B)(Parity)						
Date	CLEC Num	CLEC Denom	CLEC Result	Qwest Num	Qwest Denom	Qwest Result
Jan-05						
Feb-05	0:00	1	0:00			
Mar-05						
Apr-05	0:00	1	0:00			
May-05						
Jun-05						
Jul-05	0:00	1	0:00			
Aug-05						
Sep-05	0:00	1	0:00			
Oct-05	0:00	1	0:00			
Nov-05	0:00	1	0:00			
Dec-05						

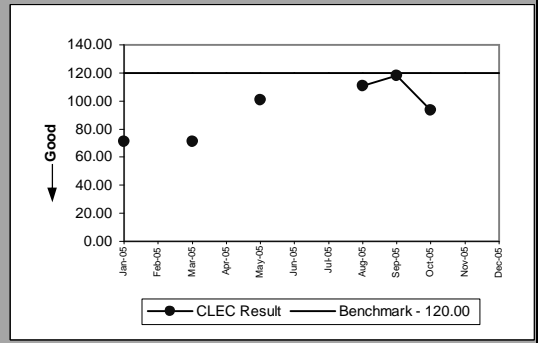


CP-1 - Collocation Completion Interval (Average Days)

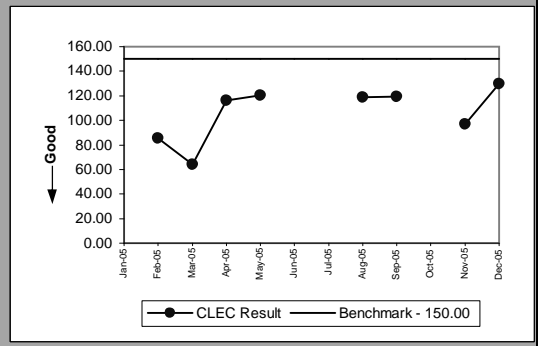
Scheduled Interval 90 Calendar Days or Less(CP-1A)(Benchmark)					
Date	CLEC Num	CLEC Denom	CLEC Result	CLEC Std Dev	
Jan-05		69	1	69	
Feb-05					
Mar-05					
Apr-05	191		3	63.67	9.02
May-05	302		4	75.50	8.35
Jun-05	314		5	62.80	2.17
Jul-05	973	14		69.50	6.90
Aug-05					
Sep-05	64		1	64	0.00
Oct-05	79		1	79	0.00
Nov-05					
Dec-05					



Scheduled Interval 91 to 120 Calendar Days(CP-1B)(Benchmark)					
Date	CLEC Num	CLEC Denom	CLEC Result	CLEC Std Dev	
Jan-05		71	1	71	
Feb-05					
Mar-05	71		1	71	
Apr-05					
May-05	503		5	100.60	9.58
Jun-05					
Jul-05					
Aug-05	111		1	111	0.00
Sep-05	118		1	118	0.00
Oct-05	468		5	93.60	16.83
Nov-05					
Dec-05					

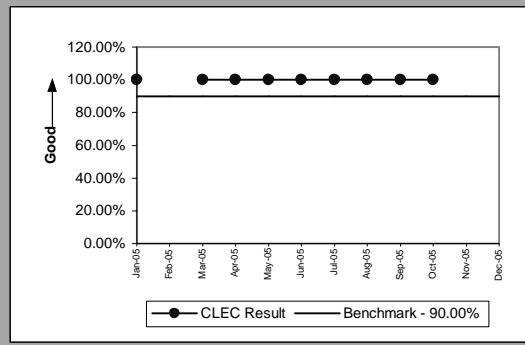


Scheduled Interval 121 to 150 Calendar Days(CP-1C)(Benchmark)					
Date	CLEC Num	CLEC Denom	CLEC Result	CLEC Std Dev	
Jan-05					
Feb-05	257		3	85.67	7.23
Mar-05	64		1	64	
Apr-05	698		6	116.33	23.75
May-05	722		6	120.33	19.34
Jun-05					
Jul-05					
Aug-05	832		7	118.86	16.35
Sep-05	239		2	119.50	2.12
Oct-05					
Nov-05	194		2	97	49.50
Dec-05	1037		8	129.63	19.54

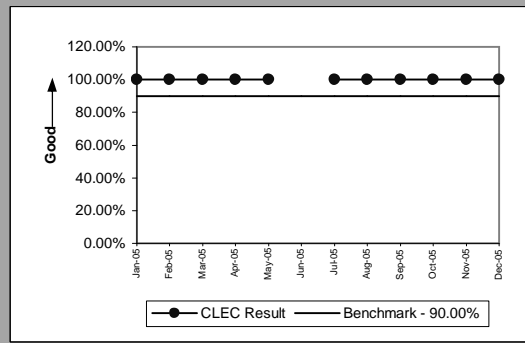


CP-2 - Collocations Completed within Scheduled Intervals (Percent)

Non-Forecasted & Late Forecasted Collocations(CP-2B)(Benchmark)					
Date	CLEC Num	CLEC Denom	CLEC Result	CLEC Std Dev	
Jan-05		2	2	100.00%	0.00%
Feb-05					
Mar-05	1	1	100.00%	0.00%	
Apr-05	3	3	100.00%	0.00%	
May-05	9	9	100.00%	0.00%	
Jun-05	5	5	100.00%	0.00%	
Jul-05	14	14	100.00%	0.00%	
Aug-05	1	1	100.00%	0.00%	
Sep-05	2	2	100.00%	0.00%	
Oct-05	6	6	100.00%	0.00%	
Nov-05					
Dec-05					

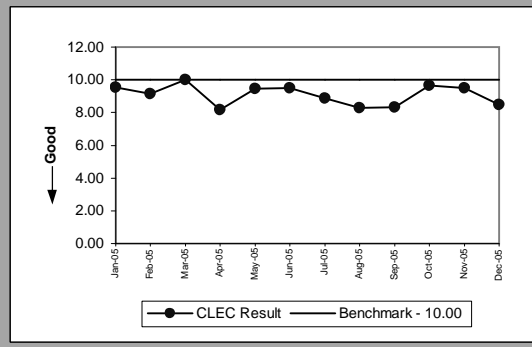


Collocations with Intervals Longer than 120 Days(CP-2C)(Benchmark)					
Date	CLEC Num	CLEC Denom	CLEC Result	CLEC Std Dev	
Jan-05	3	3	100.00%	0.00%	
Feb-05	4	4	100.00%	0.00%	
Mar-05	1	1	100.00%	0.00%	
Apr-05	7	7	100.00%	0.00%	
May-05	6	6	100.00%	0.00%	
Jun-05					
Jul-05	3	3	100.00%	0.00%	
Aug-05	7	7	100.00%	0.00%	
Sep-05	5	5	100.00%	0.00%	
Oct-05	2	2	100.00%	0.00%	
Nov-05	3	3	100.00%	0.00%	
Dec-05	9	9	100.00%	0.00%	



CP-3 - Collocation Feasibility Study Interval (Average Days)

Collocation Feasibility Study Interval(CP-3)(Benchmark)						
Date	CLEC Num	CLEC Denom	CLEC Result	CLEC Std Dev		
Jan-05	105	11	9.55	0.82		
Feb-05	64	7	9.14	0.38		
Mar-05	10	1	10			
Apr-05	106	13	8.15	1.28		
May-05	236	25	9.44	0.87		
Jun-05	19	2	9.50	0.71		
Jul-05	71	8	8.88	1.36		
Aug-05	83	10	8.30	0.48		
Sep-05	25	3	8.33	1.53		
Oct-05	87	9	9.67	0.71		
Nov-05	57	6	9.50	0.55		
Dec-05	34	4	8.50	2.38		



CP-4 - Collocation Feasibility Study Commitments Met (Percent)

Collocation Feasibility Study Commitments Met(CP-4)(Benchmark)					
Date	CLEC Num	CLEC Denom	CLEC Result	CLEC Std Dev	
Jan-05	11	11	100.00%	0.00%	
Feb-05	9	9	100.00%	0.00%	
Mar-05	5	5	100.00%	0.00%	
Apr-05	13	13	100.00%	0.00%	
May-05	25	25	100.00%	0.00%	
Jun-05	2	2	100.00%	0.00%	
Jul-05	8	8	100.00%	0.00%	
Aug-05	10	10	100.00%	0.00%	
Sep-05	3	3	100.00%	0.00%	
Oct-05	9	9	100.00%	0.00%	
Nov-05	6	6	100.00%	0.00%	
Dec-05	4	4	100.00%	0.00%	

