

TEXT IN RED BOX CONFIDENTIAL PER WAC 480-07-160

Pierce County Refuse G-98
IS 210 - PL Review
2024-02

-	-	-	-	-	-	-	-	-	-	-	-	-	-	-
---	---	---	---	---	---	---	---	---	---	---	---	---	---	---

Districts/Grouping: 2180 Exclude IC:
System:

2 3 4 5 6 7 9 11 13 15 17 19 21 23 25 27 29 31 32

	Mar-23	Apr-23	May-23	Jun-23	Jul-23	Aug-23	Sep-23	Oct-23	Nov-23	Dec-23	Jan-24	Feb-24	Total
Net Revenue	[REDACTED]												
50020 Wages Regular													
50025 Wages O.T.													
50035 Safety Bonuses													
50036 Other Bonus/Commission - Non-Safety													
50050 Payroll Taxes													
50060 Group Insurance													
50065 Vacation Pay													
50070 Sick Pay													
50086 Safety and Training													
50090 Uniforms													
50115 Pension and Profit Sharing													
50116 Union Benefit Expense													
50117 Union Pension													
Labor													
51295 Licenses													
Truck Fixed													
52010 Salaries													
52020 Wages Regular													
52025 Wages O.T.													
52035 Safety Bonuses													
52036 Other Bonus/Commission - Non-Safety													
52050 Payroll Taxes													
52060 Group Insurance													
52065 Vacation Pay													
52070 Sick Pay													
52086 Safety and Training													
52090 Uniforms													
52115 Pension and Profit Sharing													
52120 Parts and Materials													
52125 Operating Supplies													
52135 Equipment and Maint Repair													
52140 Tires													
52142 Fuel Expense													
52144 Urea Additive Expense													
52146 Oil and Grease													
52147 Outside Repairs													
52165 Communications													
52181 Freight													
52182 Towing Expense													
52185 Travel													
52200 Office Supply and Equip													
52901 Costs Awaiting Capitalization													
Truck Variable													
55010 Salaries													
55020 Wages Regular													
55025 Wages O.T.													
55035 Safety Bonuses													
55036 Other Bonus/Commission - Non-Safety													
55050 Payroll Taxes													
55060 Group Insurance													
55065 Vacation Pay													
55070 Sick Pay													
55086 Safety and Training													
55090 Uniforms													
55115 Pension and Profit Sharing													
55120 Parts and Materials													
55125 Operating Supplies													
55142 Fuel Expense													

TEXT IN RED BOX CONFIDENTIAL PER WAC 480-07-160

Pierce County Refuse G-98
IS 210 - PL Review
2024-02

- - - - -

Districts/Grouping: 2180 Exclude IC:
System:

2 3 4 5 6 7 9 11 13 15 17 19 21 23 25 27 29 31 32

	Mar-23	Apr-23	May-23	Jun-23	Jul-23	Aug-23	Sep-23	Oct-23	Nov-23	Dec-23	Jan-24	Feb-24	Total
55147 Outside Repairs	[REDACTED]												
Container Exp													
56010 Salaries													
56050 Payroll Taxes													
56060 Group Insurance													
56090 Uniforms													
56115 Pension and Profit Sharing													
56142 Fuel Expense													
Superv. Ex													
57125 Operating Supplies													
57147 Bldg & Property													
57148 Allocated In - District													
57149 Allocated In - Out District													
57150 Utilities													
57165 Communications													
57170 Qualifying Operating Lease Expense													
57176 Short Term Equip/Vehicle/Bldg Rental													
57254 Drive Cam & Routing SW Fees													
57255 Other Prof Fees													
57275 Property Taxes													
57280 Other Taxes													
57324 Penalties and Violations													
57345 Security Services													
57357 Permits													
57370 Bonds Expense													
Other Operating													
Closure Exp													
59340 Self Insurance Premium													
59341 A&L - Current Year Claims													
59342 A&L - Prior Year Claims													
59343 WC - Current Year Claims													
59344 WC - Prior Year Claims													
59400 Damages paid by District													
59401 Insurance claim repairs													
59500 Workers Comp Prem													
Insurance Exp													
91010 Gain/Loss on Sale of Asset													
G/L on Ops													
Cost of Ops													
Gross Profit													
60196 Club Dues													
60205 Travel - Auto													
60210 Office Supplies and Equip													
60225 Advertising and Promotions													
Sales Exp													
70010 Salaries													
70020 Wages Regular													
70025 Wages O.T.													
70035 Safety Bonuses													

TEXT IN RED BOX CONFIDENTIAL PER WAC 480-07-160

Pierce County Refuse G-98
IS 210 - PL Review
2024-02

-	-	-	-	-	-	-	-	-	-	-	-	-	-
---	---	---	---	---	---	---	---	---	---	---	---	---	---

Districts/Grouping:

2180

Exclude IC:
System:

2 3

4 5 6

7

9

11

13

15

17

19

21

23

25

27

29

31

32

	Mar-23	Apr-23	May-23	Jun-23	Jul-23	Aug-23	Sep-23	Oct-23	Nov-23	Dec-23	Jan-24	Feb-24	Total
Intangible Amort	[REDACTED]												
Total DDA													
EBIT From Ops													
Interest Exp													
Interest Income													
91002 NSF Fees													
Other Inc/Exp													
NI b/ Taxes & Extra													
Extra. Items													
NI b/ Taxes													
Taxes													
Net Income													
Non Controlling Int													
Net Income Attrib													
Data Not Included													

TEXT IN RED BOX CONFIDENTIAL PER WAC 480-07-160


LeMay Transportation Services, Inc. G-98
 IS 210 - PL Review
 2024-02

-	-	-	-	-	-	-	-	-	-	-	-	-	-	-
---	---	---	---	---	---	---	---	---	---	---	---	---	---	---

Districts/Grouping: 2182 Exclude IC:
 System:

2 3 4 5 6 7 9 11 13 15 17 19 21 23 25 27 29 31 32

- 98501 Days - Weekdays
- 31000 Hauling Revenue - Roll Off Permanent
- 31004 Hauling Revenue - Roll Off Recycling
- 31009 Hauling Revenue - Roll Off Intercompany
- 31020 Hauling Revenue - Roll Off Special Waste
- Hauling Revenue
- 35000 Transfer Station - Third Party
- 35009 Transfer Station - Intercompany
- 38000 Other Revenue
- 38001 P-Card Rebate Revenue
- Other Revenue
- Revenue**
- 40109 Disposal Landfill Intercompany
- Disposal
- MRF Processing
- 41121 Brokerage Cost
- 41201 Taxes and Fees
- Brok. and Taxes
- Cost of Materials
- Other Expense
- Rev Reductions**
- Net Revenue**
- 50020 Wages Regular
- 50025 Wages O.T.
- 50035 Safety Bonuses
- 50036 Other Bonus/Commission - Non-Safety
- 50050 Payroll Taxes
- 50060 Group Insurance
- 50065 Vacation Pay
- 50070 Sick Pay
- 50086 Safety and Training
- 50090 Uniforms



TEXT IN RED BOX CONFIDENTIAL PER WAC 480-07-160

LeMay Transportation Services, Inc. G-98
 IS 210 - PL Review
 2024-02

-	-	-	-	-	-	-	-	-	-	-	-	-	-
---	---	---	---	---	---	---	---	---	---	---	---	---	---

Districts/Grouping: 2182 Exclude IC:
 System:

2 3 4 5 6 7 9 11 13 15 17 19 21 23 25 27 29 31 32

- 50115 Pension and Profit Sharing
 - Labor
- 51295 Licenses
 - Truck Fixed
- 52010 Salaries
- 52020 Wages Regular
- 52025 Wages O.T.
- 52035 Safety Bonuses
- 52036 Other Bonus/Commission - Non-Safety
- 52050 Payroll Taxes
- 52060 Group Insurance
- 52065 Vacation Pay
- 52070 Sick Pay
- 52086 Safety and Training
- 52090 Uniforms
- 52115 Pension and Profit Sharing
- 52120 Parts and Materials
- 52125 Operating Supplies
- 52135 Equipment and Maint Repair
- 52140 Tires
- 52141 Fuel Hedge
- 52142 Fuel Expense
- 52144 Urea Additive Expense
- 52146 Oil and Grease
- 52147 Outside Repairs
- 52165 Communications
- 52181 Freight
- 52182 Towing Expense
- 52200 Office Supply and Equip
- 52901 Costs Awaiting Capitalization
 - Truck Variable
- 55142 Fuel Expense
 - Container Exp
- 56010 Salaries
- 56050 Payroll Taxes
- 56060 Group Insurance
- 56115 Pension and Profit Sharing
 - Superv. Ex
- 57125 Operating Supplies
- 57147 Bldg & Property
- 57149 Allocated In - Out District
- 57150 Utilities
- 57170 Qualifying Operating Lease Expense
- 57254 Drive Cam & Routing SW Fees
- 57255 Other Prof Fees
- 57256 Laboratory Fees
- 57275 Property Taxes
- 57280 Other Taxes
- 57345 Security Services
- 57357 Permits
- 57370 Bonds Expense
 - Other Operating



LeMay Transportation Services, Inc. G-98
 IS 210 - PL Review
 2024-02

Districts/Grouping: 2182 Exclude IC:
 System:

2 3 4 5 6 7 9 11 13 15 17 19 21 23 25 27 29 31 32

Closure Exp

59340 Self Insurance Premium
 59341 A&L - Current Year Claims
 59342 A&L - Prior Year Claims
 59343 WC - Current Year Claims
 59344 WC - Prior Year Claims
 59500 Workers Comp Prem

Insurance Exp

G/L on Ops

Cost of Ops

Gross Profit

Sales Exp

70010 Salaries
 70020 Wages Regular
 70025 Wages O.T.
 70035 Safety Bonuses
 70036 Other Bonus/Commission - Non-Safety
 70050 Payroll Taxes
 70060 Group Insurance
 70065 Vacation Pay
 70070 Sick Pay
 70095 Empl & Commun Activ
 70116 Pension and Profit Sharing
 70148 Allocated Exp In - District
 70165 Communications
 70167 Cellular Telephone
 70202 Excursions Meetings
 70205 Travel - Auto
 70206 Meals
 70210 Office Supplies and Equip
 70214 Credit Card Fees
 70255 Other Prof Fees
 70302 Computer Supplies
 70303 Software License Fees
 70345 Security Services
 70902 Visual Lease Clearing Account

G&A


70149 Corporate Overhead Allocation In
 Corp Overhead

Total SG&A

EBITDA

Watch list EBITDA

51260 Depreciation
 54260 Depreciation
 57260 Depreciation
 70260 Depreciation



LeMay Transportation Services, Inc. G-98
IS 210 - PL Review
2024-02

-	-	-	-	-	-	-	-	-	-	-	-	-	-
---	---	---	---	---	---	---	---	---	---	---	---	---	---

Districts/Grouping:

2182

Exclude IC:
System:

2 3

4 5 6

7

9

11

13

15

17

19

21

23

25

27

29

31 32

Depreciation

Airspace Amort

Intangible Amort

Total DDA

EBIT From Ops

Interest Exp

Interest Income

Other Inc/Exp

NI b/ Taxes & Extra

Extra. Items

NI b/ Taxes


Taxes

Net Income

Non Controlling Int

Net Income Attrib

Data Not Included



LeMay Enterprises
 Pierce County Refuse-LeMay Transportation
 Consolidated Income Statement
 March 1, 2023 - February 29, 2024

	1	2	3	4	5	6	7	8	9	10	11	12	13	14	15	16	17	18
Abbreviations														Regulated County	JBLM Contract	Non-Reg	2182	Total
Actual ACT																		

USDA	Revenue	Allocator	Per IS As Booked		Restating Adjustments		Adjusted Total		Pro Forma Adjustments		Adjusted Total		Final Total	Allocated		
			2180	2182	Total	2180	2182	2180	2182	2180	2182	2180		2182	Regulated County	JBLM Contract
[Redacted Content]																

LeMay Enterprises
Pierce County Refuse
Line of Business Allocation
March 1, 2023 - February 29, 2024

Abbreviations					
		MSW	Recycling	YW	Total
Driver Hours	DH				
Revenue	REV				
Customers	CUST				
Actual	ACT				

Revenue:	Allocator	Total Regulated	MSW	Recycling	YW	Check
[Redacted Content]						

LeMay Enterprises
Pierce County Refuse
Line of Business Allocation
March 1, 2023 - February 29, 2024

Abbreviations					
		MSW	Recycling	YW	Total
Driver Hours	DH				
Revenue	REV				
Customers	CUST				
Actual	ACT				

Revenue:	Allocator	Total Regulated	MSW	Recycling	YW	Check
[Redacted Content]						

LeMay Enterprises
Pierce County Refuse
Line of Business Allocation
March 1, 2023 - February 29, 2024

Abbreviations					
		MSW	Recycling	YW	Total
Driver Hours	DH				
Revenue	REV				
Customers	CUST				
Actual	ACT				

Revenue:	Allocator	Total Regulated	MSW	Recycling	YW	Check
[Redacted]						

LeMay Enterprises
Pierce County Refuse
Line of Business Allocation
March 1, 2023 - February 29, 2024

Abbreviations					
		MSW	Recycling	YW	Total
Driver Hours	DH				
Revenue	REV				
Customers	CUST				
Actual	ACT				

Revenue:	Allocator	Total Regulated	MSW	Recycling	YW	Check
[Redacted Content]						


LeMay Enterprises
Pierce County Refuse
Line of Business Allocation
March 1, 2023 - February 29, 2024


Abbreviations					
		MSW	Recycling	YW	Total
Driver Hours	DH				
Revenue	REV				
Customers	CUST				
Actual	ACT				

Revenue:	Allocator	Total Regulated	MSW	Recycling	YW	Check
[Redacted Content]						

TEXT IN RED BOX CONFIDENTIAL PER WAC 480-07-160

LeMay Enterprises
Allocators for Regulated, Non-Regulated and by Line of Business
Test Year Ended February 29, 2024





TEXT IN RED BOX CONFIDENTIAL PER WAC 480-07-160




Pierce County Refuse
Restating Adjustments

Reconcile Revenue to Detailed Billing Records and Determine Regulated vs. Non-Regulated Breakout



Revenue 80,825,146

Bad Debt Percent 0.16% For LG Input



[REDACTED]

[REDACTED]

Adjust WUTC Fee to Actual

	<u>Reg</u>	<u>JBLM Contract</u>
Regulated Revenue	44,742,597	6,567,569
UTC Fee	0.5100%	0.5100%
	228,187	33,495
Per IS	262,599	
	(917)	

Recognize COVID Expense Recovered & To be Recovered

[REDACTED]

[REDACTED]

Pierce County Refuse
Pro forma Adjustments



Customer Notification:

Residential	57,336	0.66	37,842
Commercial	5,577	0.66	3,681
Roll-off	209	0.66	138
			41,661

Amortize over 24-months \$20,830 (C)

Restate Revenue & Disposal Expense for 3/1/2024 Dump Fee Increase

	Regulated	Base Housing	
Test Period Tons	88,724	8,215	
Increase/Ton	\$ 3.61	\$ 2.04	Per TG-240043

[Redacted text block]

[Redacted text block]

[Redacted text block]

TEXT IN RED BOX CONFIDENTIAL PER WAC 480-07-160

Pierce County Regulated
 Revenue Price Out by Service Level and Line of Business
 PIERCE UTC
 March 2023 - February 2024

UTC Code	Service Code	Service Code Description	LOB	GL Account
<u>RESIDENTIAL SERVICES (billed per month unless noted)</u>				
Concatenate (Area & LOB & Service Code)	RESIDENTIAL GARBAGE			
PIERCE UTCResidentialSL035.0G1M001NOF	SL035.0G1M001NOREC	35 GL 1X MO NO RECY 1	Resi MSW	32000
PIERCE UTCResidentialSL035.0G1M001WRI	SL035.0G1M001WREC	35 GL 1X MO W/RECY 1	Resi MSW	32000
PIERCE UTCResidentialSL035.0GEO001WRE	SL035.0GEO001WREC	35 GL EOW W/RECY 1	Resi MSW	32000
PIERCE UTCResidentialSL035.0G1W001NOF	SL035.0G1W001NOREC	35 GL 1X WK NO RECY 1	Resi MSW	32000
PIERCE UTCResidentialSL035.0G1W001WRI	SL035.0G1W001WREC	35 GL 1X WK W/ RECY 1	Resi MSW	32000
PIERCE UTCResidentialSL035.0GEO001NOR	SL035.0GEO001NOREC	35 GL EOW NO RECY 1	Resi MSW	32000
PIERCE UTCResidentialSL035.0G1W002WRI	SL035.0G1W002WREC	35 GL 1X WK W/RECY 2	Resi MSW	32000
PIERCE UTCResidentialSL065.0G1M001NOF	SL065.0G1M001NOREC	65 GL 1X MO NO RECY 1	Resi MSW	32000
PIERCE UTCResidentialSL065.0G1M001WRI	SL065.0G1M001WREC	65 GL 1X MO W/RECY 1	Resi MSW	32000
PIERCE UTCResidentialSL065.0G1W001NOF	SL065.0G1W001NOREC	65 GL 1X WK NO RECY 1	Resi MSW	32000
PIERCE UTCResidentialSL065.0G1W001WRI	SL065.0G1W001WREC	65 GL 1X WK W/RECY 1	Resi MSW	32000
PIERCE UTCResidentialSL065.0GEO001NOR	SL065.0GEO001NOREC	65 GL EOW NO RECY 1	Resi MSW	32000
PIERCE UTCResidentialSL065.0GEO001WRE	SL065.0GEO001WREC	65 GL EOW W/RECY 1	Resi MSW	32000
PIERCE UTCResidentialSL095.0G1M001NOF	SL095.0G1M001NOREC	95 GL 1X MO NO RECY 1	Resi MSW	32000
PIERCE UTCResidentialSL095.0G1M001WRI	SL095.0G1M001WREC	95 GL 1X MO W/RECY 1	Resi MSW	32000
PIERCE UTCResidentialSL095.0G1W001NOF	SL095.0G1W001NOREC	95 GL 1X WK NO RECY 1	Resi MSW	32000
PIERCE UTCResidentialSL095.0G1W001WRI	SL095.0G1W001WREC	95 GL 1X WK W/RECY 1	Resi MSW	32000
PIERCE UTCResidentialSL095.0GEO001NOR	SL095.0GEO001NOREC	95 GL EOW NO RECY 1	Resi MSW	32000
PIERCE UTCResidentialSL095.0GEO001WRE	SL095.0GEO001WREC	95 GL EOW W/RECY 1	Resi MSW	32000
PIERCE UTCResidentialBULKY-RES	BULKY-RES	BULKY ITEM PICK UP - RES	Resi MSW Extra	32001
PIERCE UTCResidentialEXTRA-RES	EXTRA-RES	EXTRA CAN, BAG, BOX - RES	Resi MSW Extra	32001
PIERCE UTCResidentialEXTRA65-RES	EXTRA65-RES	EXTRA 65 GL RES	Resi MSW Extra	32001
PIERCE UTCResidentialEXTRA95-RES	EXTRA95-RES	EXTRA 95 GL RES	Resi MSW Extra	32001
PIERCE UTCResidentialEXTRAYDG-RES	EXTRAYDG-RES	EXTRA YARDAGE - RES	Resi MSW Extra	32001
PIERCE UTCResidentialOW-RES	OW-RES	OVERFILL / OVERWEIGHT CAN	Resi MSW Extra	32001
PIERCE UTCResidentialWI1-RES	WI1-RES	WALK IN 6-25' - RES	Resi MSW	32000
PIERCE UTCResidentialWI2-RES	WI2-RES	WALK IN 26-50' - RES	Resi MSW	32000
PIERCE UTCResidentialWI4-RES	WI4-RES	WALK IN 76-100' - RES	Resi MSW	32000
PIERCE UTCResidentialDRIVEIN2-RES	DRIVEIN2-RES	DRIVE IN 2 - RES	Resi MSW	32000

TEXT IN RED BOX CONFIDENTIAL PER WAC 480-07-160

ie of Business

Service Code	Tariff Item	Tariff Rate	Mar-23	Apr-23	May-23
		Effective 3/1/2023			
<u>RESIDENTIAL SERVICES (billed per month)</u>					
RESIDENTIAL GARBAGE					
SL035.0G1M001NOREC	100	11.08	11.08	11.08	11.08
SL035.0G1M001WREC	100	10.08	990.89	997.92	1,038.24
SL035.0GEO001WREC	100	13.82	8,108.64	8,196.91	8,286.11
SL035.0G1W001NOREC	100	21.88	2,139.00	2,075.71	2,098.05
SL035.0G1W001WREC	100	20.88	64,073.78	65,146.84	66,604.12
SL035.0GEO001NOREC	100	14.82	133.08	133.38	133.38
SL035.0G1W002WREC	100	41.76	82.94	83.52	83.52
SL065.0G1M001NOREC	100	12.15	90.81	97.20	109.35
SL065.0G1M001WREC	100	10.15	15,843.51	15,176.68	15,507.63
SL065.0G1W001NOREC	100	30.89	7,229.14	7,253.15	7,284.03
SL065.0G1W001WREC	100	28.89	791,922.15	796,438.76	794,266.07
SL065.0GEO001NOREC	100	19.93	2,059.23	2,059.77	2,041.83
SL065.0GEO001WREC	100	17.93	176,367.96	177,400.23	177,706.81
SL095.0G1M001NOREC	100	16.94	25.35	16.94	16.94
SL095.0G1M001WREC	100	13.94	2,760.59	2,850.80	2,906.49
SL095.0G1W001NOREC	100	41.35	3,223.35	3,210.37	3,226.45
SL095.0G1W001WREC	100	38.35	445,134.91	448,870.80	452,412.04
SL095.0GEO001NOREC	100	26.58	132.61	132.90	132.90
SL095.0GEO001WREC	100	23.58	38,655.65	38,813.21	38,520.21
BULKY-RES	150	34.47	2,231.29	1,697.39	3,090.68
EXTRA-RES	100	4.77	10,728.77	10,967.14	10,780.36
EXTRA65-RES	100	10.05	30.15	30.15	10.05
EXTRA95-RES	100	13.25	208.44	185.50	185.50
EXTRAYDG-RES	150	34.54	-	-	-
OW-RES	55	8.34	6,529.71	5,629.78	5,813.15
WI1-RES	80	2.20	188.10	190.79	187.61
WI2-RES	80	3.60	25.20	25.20	25.20
WI4-RES	80	6.40	19.20	19.20	19.20
DRIVEIN2-RES	80	8.99	35.96	35.96	35.96

TEXT IN RED BOX CONFIDENTIAL PER WAC 480-07-160

ie of Business

Service Code	Jun-23	Jul-23	Aug-23	Sep-23	Oct-23
<u>RESIDENTIAL SERVICES (billed per month)</u>					
RESIDENTIAL GARBAGE					
SL035.0G1M001NOREC	18.47	12.93	5.54	-	-
SL035.0G1M001WREC	1,053.36	1,053.36	1,073.52	1,058.40	1,073.52
SL035.0GEO001WREC	8,305.12	8,392.20	8,321.71	8,192.49	8,041.60
SL035.0G1W001NOREC	2,102.91	2,124.79	1,922.08	2,100.48	2,112.64
SL035.0G1W001WREC	67,404.65	68,296.38	68,291.34	67,894.60	67,569.64
SL035.0GEO001NOREC	140.79	155.61	154.13	154.13	159.32
SL035.0G1W002WREC	83.52	83.52	83.52	83.52	83.52
SL065.0G1M001NOREC	121.50	127.58	127.58	133.65	145.80
SL065.0G1M001WREC	15,397.89	15,218.72	15,108.59	14,970.19	15,150.11
SL065.0G1W001NOREC	7,300.33	7,374.55	7,204.67	7,095.61	7,028.68
SL065.0G1W001WREC	794,683.83	793,327.39	793,590.10	791,801.68	792,436.81
SL065.0GEO001NOREC	2,044.82	2,064.75	2,085.67	2,043.83	2,077.71
SL065.0GEO001WREC	177,470.21	176,965.77	176,306.83	177,057.77	176,829.42
SL095.0G1M001NOREC	16.94	16.94	16.94	16.94	16.94
SL095.0G1M001WREC	2,788.00	2,746.18	2,718.30	2,857.70	2,829.82
SL095.0G1W001NOREC	3,177.06	3,174.76	3,173.04	2,985.24	2,980.65
SL095.0G1W001WREC	451,061.68	453,308.83	457,169.07	458,773.77	460,709.88
SL095.0GEO001NOREC	132.90	132.90	132.90	132.90	132.90
SL095.0GEO001WREC	38,543.51	38,617.81	38,241.08	37,771.19	37,525.06
BULKY-RES	4,312.69	3,446.41	4,437.26	3,233.08	2,616.64
EXTRA-RES	13,103.19	17,792.36	14,214.60	11,815.64	8,586.97
EXTRA65-RES	-	-	10.05	10.05	-
EXTRA95-RES	172.25	251.75	304.75	198.75	251.75
EXTRAYDG-RES	-	-	-	-	-
OW-RES	6,213.30	10,900.15	9,666.06	8,690.28	7,781.40
WI1-RES	190.42	176.22	197.12	177.10	191.68
WI2-RES	25.20	25.20	25.20	25.20	25.20
WI4-RES	19.20	19.20	19.20	19.20	19.20
DRIVEIN2-RES	35.96	35.96	35.96	35.96	35.96

TEXT IN RED BOX CONFIDENTIAL PER WAC 480-07-160

ie of Business

Service Code	Nov-23	Dec-23	Jan-24	Feb-24
<u>RESIDENTIAL SERVICES (billed per month)</u>				
RESIDENTIAL GARBAGE				
SL035.0G1M001NOREC	-	-	11.08	11.08
SL035.0G1M001WREC	1,093.68	1,088.64	1,103.76	1,079.89
SL035.0GEO001WREC	8,137.65	8,314.50	8,383.13	8,578.91
SL035.0G1W001NOREC	2,087.11	2,053.08	2,025.12	1,971.17
SL035.0G1W001WREC	67,716.68	67,865.34	68,185.87	68,785.24
SL035.0GEO001NOREC	159.32	170.43	185.25	163.24
SL035.0G1W002WREC	83.52	41.76	41.76	41.98
SL065.0G1M001NOREC	133.65	121.50	115.43	103.52
SL065.0G1M001WREC	15,164.67	15,002.27	15,010.73	14,976.65
SL065.0G1W001NOREC	5,899.52	6,884.19	6,933.96	7,016.49
SL065.0G1W001WREC	790,692.15	790,523.99	790,269.75	791,626.02
SL065.0GEO001NOREC	2,012.93	2,097.64	2,102.62	2,112.73
SL065.0GEO001WREC	176,911.79	176,645.01	175,996.13	176,321.35
SL095.0G1M001NOREC	16.94	16.94	16.94	16.94
SL095.0G1M001WREC	2,781.03	2,843.76	2,864.67	2,919.07
SL095.0G1W001NOREC	2,966.29	2,958.83	2,990.41	2,996.82
SL095.0G1W001WREC	462,021.84	463,273.95	465,174.26	468,283.84
SL095.0GEO001NOREC	159.48	159.48	159.48	166.35
SL095.0GEO001WREC	38,036.35	38,208.21	38,323.44	38,329.37
BULKY-RES	2,619.61	2,261.23	2,921.11	1,974.95
EXTRA-RES	14,157.36	16,041.51	20,973.69	9,425.52
EXTRA65-RES	10.05	20.10	140.70	90.45
EXTRA95-RES	397.50	251.75	437.25	304.75
EXTRAYDG-RES	-	-	-	-
OW-RES	12,067.86	11,500.86	15,203.46	6,613.62
WI1-RES	186.18	172.70	173.25	180.79
WI2-RES	25.20	25.20	25.20	25.20
WI4-RES	19.20	19.20	19.20	19.20
DRIVEIN2-RES	35.96	35.96	35.96	35.96

TEXT IN RED BOX CONFIDENTIAL PER WAC 480-07-160

ie of Business

Service Code	Revenue		Mar-23	Apr-23	May-23
<u>RESIDENTIAL SERVICES (billed per month)</u>					
RESIDENTIAL GARBAGE					
SL035.0G1M001NOREC	92.33	1	1	1	1
SL035.0G1M001WREC	12,705.17	1	98.30	99	103
SL035.0GEO001WREC	99,258.94	1	587	593	600
SL035.0G1W001NOREC	24,812.10	1	98	95	96
SL035.0G1W001WREC	807,834.46	1	3,069	3,120	3,190
SL035.0GEO001NOREC	1,842.04	1	9	9	9
SL035.0G1W002WREC	876.60	1	2	2	2
SL065.0G1M001NOREC	1,427.56	1	7	8	9
SL065.0G1M001WREC	182,527.59	1	1,561	1,495	1,528
SL065.0G1W001NOREC	84,504.29	1	234	235	236
SL065.0G1W001WREC	9,511,578.66	1	27,412	27,568	27,493
SL065.0GEO001NOREC	24,803.50	1	103	103	102
SL065.0GEO001WREC	2,121,979.25	1	9,836	9,894	9,911
SL095.0G1M001NOREC	211.69	1	1	1	1
SL095.0G1M001WREC	33,866.41	1	198	205	209
SL095.0G1W001NOREC	37,063.23	1	78	78	78
SL095.0G1W001WREC	5,486,194.84	1	11,607	11,705	11,797
SL095.0GEO001NOREC	1,707.70	1	5	5	5
SL095.0GEO001WREC	459,585.06	1	1,639	1,646	1,634
BULKY-RES	34,842.34	1	65	49	90
EXTRA-RES	158,587.11	1	2,249	2,299	2,260
EXTRA65-RES	351.75	1	3	3	1
EXTRA95-RES	3,149.94	1	16	14	14
EXTRAYDG-RES	-	1	-	-	-
OW-RES	106,609.63	1	783	675	697
WI1-RES	2,211.94		86	87	85
WI2-RES	302.40		7	7	7
WI4-RES	230.40		3	3	3
DRIVEIN2-RES	431.52		4	4	4

TEXT IN RED BOX CONFIDENTIAL PER WAC 480-07-160

ie of Business

Service Code	Jun-23	Jul-23	Aug-23	Sep-23	Oct-23
<u>RESIDENTIAL SERVICES (billed per month)</u>					
RESIDENTIAL GARBAGE					
SL035.0G1M001NOREC	2	1	1	-	-
SL035.0G1M001WREC	105	105	107	105	107
SL035.0GEO001WREC	601	607	602	593	582
SL035.0G1W001NOREC	96	97	88	96	97
SL035.0G1W001WREC	3,228	3,271	3,271	3,252	3,236
SL035.0GEO001NOREC	10	11	10	10	11
SL035.0G1W002WREC	2	2	2	2	2
SL065.0G1M001NOREC	10	11	11	11	12
SL065.0G1M001WREC	1,517	1,499	1,489	1,475	1,493
SL065.0G1W001NOREC	236	239	233	230	228
SL065.0G1W001WREC	27,507	27,460	27,469	27,407	27,429
SL065.0GEO001NOREC	103	104	105	103	104
SL065.0GEO001WREC	9,898	9,870	9,833	9,875	9,862
SL095.0G1M001NOREC	1	1	1	1	1
SL095.0G1M001WREC	200	197	195	205	203
SL095.0G1W001NOREC	77	77	77	72	72
SL095.0G1W001WREC	11,762	11,820	11,921	11,963	12,013
SL095.0GEO001NOREC	5	5	5	5	5
SL095.0GEO001WREC	1,635	1,638	1,622	1,602	1,591
BULKY-RES	125	100	129	94	76
EXTRA-RES	2,747	3,730	2,980	2,477	1,800
EXTRA65-RES	-	-	1	1	-
EXTRA95-RES	13	19	23	15	19
EXTRAYDG-RES	-	-	-	-	-
OW-RES	745	1,307	1,159	1,042	933
WI1-RES	87	80	90	81	87
WI2-RES	7	7	7	7	7
WI4-RES	3	3	3	3	3
DRIVEIN2-RES	4	4	4	4	4

TEXT IN RED BOX CONFIDENTIAL PER WAC 480-07-160

ie of Business

Service Code	Nov-23	Dec-23	Jan-24	Feb-24	Total
<u>RESIDENTIAL SERVICES (billed per month)</u>					
RESIDENTIAL GARBAGE					
SL035.0G1M001NOREC	-	-	1	1	8
SL035.0G1M001WREC	109	108	110	107	1,260
SL035.0GEO001WREC	589	602	607	621	7,182
SL035.0G1W001NOREC	95	94	93	90	1,134
SL035.0G1W001WREC	3,243	3,250	3,266	3,294	38,689
SL035.0GEO001NOREC	11	12	13	11	124
SL035.0G1W002WREC	2	1	1	1	21
SL065.0G1M001NOREC	11	10	10	9	117
SL065.0G1M001WREC	1,494	1,478	1,479	1,476	17,983
SL065.0G1W001NOREC	191	223	224	227	2,736
SL065.0G1W001WREC	27,369	27,363	27,354	27,401	329,234
SL065.0GEO001NOREC	101	105	106	106	1,245
SL065.0GEO001WREC	9,867	9,852	9,816	9,834	118,348
SL095.0G1M001NOREC	1	1	1	1	12
SL095.0G1M001WREC	200	204	206	209	2,429
SL095.0G1W001NOREC	72	72	72	72	896
SL095.0G1W001WREC	12,048	12,080	12,130	12,211	143,056
SL095.0GEO001NOREC	6	6	6	6	64
SL095.0GEO001WREC	1,613	1,620	1,625	1,626	19,490
BULKY-RES	76	66	85	57	1,011
EXTRA-RES	2,968	3,363	4,397	1,976	33,247
EXTRA65-RES	1	2	14	9	35
EXTRA95-RES	30	19	33	23	238
EXTRAYDG-RES	-	-	-	-	-
OW-RES	1,447	1,379	1,823	793	12,783
WI1-RES	85	79	79	82	1,005
WI2-RES	7	7	7	7	84
WI4-RES	3	3	3	3	36
DRIVEIN2-RES	4	4	4	4	48

TEXT IN RED BOX CONFIDENTIAL PER WAC 480-07-160

ie of Business

Service Code

Avg Customer Count

Cart		Container		Drop Box	
Quantity	Count	Quantity	Count	Quantity	Count

RESIDENTIAL SERVICES (billed per month)

RESIDENTIAL GARBAGE

SL035.0G1M001NOREC	1	1	1
SL035.0G1M001WREC	105	1	105
SL035.0GEO001WREC	599	1	599
SL035.0G1W001NOREC	95	1	95
SL035.0G1W001WREC	3,224	1	3,224
SL035.0GEO001NOREC	10	1	10
SL035.0G1W002WREC	2	2	3
SL065.0G1M001NOREC	10	1	10
SL065.0G1M001WREC	1,499	1	1,499
SL065.0G1W001NOREC	228	1	228
SL065.0G1W001WREC	27,436	1	27,436
SL065.0GEO001NOREC	104	1	104
SL065.0GEO001WREC	9,862	1	9,862
SL095.0G1M001NOREC	1	1	1
SL095.0G1M001WREC	202	1	202
SL095.0G1W001NOREC	75	1	75
SL095.0G1W001WREC	11,921	1	11,921
SL095.0GEO001NOREC	5	1	5
SL095.0GEO001WREC	1,624	1	1,624
BULKY-RES	84		
EXTRA-RES	2,771		
EXTRA65-RES	3		
EXTRA95-RES	20		
EXTRAYDG-RES	-		
OW-RES	1,065		
WI1-RES	84		
WI2-RES	7		
WI4-RES	3		
DRIVEIN2-RES	4		

TEXT IN RED BOX CONFIDENTIAL PER WAC 480-07-160

ie of Business	Increase	Plug to
	Per LG	Balance
Garbage	0.42%	0.34%
Recycle	11.26%	-0.27%
Yard Waste	14.79%	-1.75%

Service Code	Dump Fee Rate	Tariff Increase	Annual Increase	New Tariff Rate
--------------	---------------	-----------------	-----------------	-----------------

RESIDENTIAL SERVICES (billed per month)

RESIDENTIAL GARBAGE

SL035.0G1M001NOREC	\$ 11.13	\$ 0.08	\$ 1	\$ 11.21
SL035.0G1M001WREC	\$ 10.13	\$ 0.08	\$ 97	\$ 10.21
SL035.0GEO001WREC	\$ 13.93	\$ 0.11	\$ 761	\$ 14.03
SL035.0G1W001NOREC	\$ 22.10	\$ 0.17	\$ 191	\$ 22.27
SL035.0G1W001WREC	\$ 21.10	\$ 0.16	\$ 6,213	\$ 21.26
SL035.0GEO001NOREC	\$ 14.93	\$ 0.11	\$ 14	\$ 15.04
SL035.0G1W002WREC	\$ 44.20	\$ 0.34	\$ 7	\$ 44.54
SL065.0G1M001NOREC	\$ 12.22	\$ 0.09	\$ 11	\$ 12.32
SL065.0G1M001WREC	\$ 10.22	\$ 0.08	\$ 1,399	\$ 10.30
SL065.0G1W001NOREC	\$ 31.20	\$ 0.24	\$ 650	\$ 31.43
SL065.0G1W001WREC	\$ 29.20	\$ 0.22	\$ 73,156	\$ 29.42
SL065.0GEO001NOREC	\$ 20.08	\$ 0.15	\$ 190	\$ 20.24
SL065.0GEO001WREC	\$ 18.08	\$ 0.14	\$ 16,287	\$ 18.22
SL095.0G1M001NOREC	\$ 17.05	\$ 0.13	\$ 2	\$ 17.18
SL095.0G1M001WREC	\$ 14.05	\$ 0.11	\$ 260	\$ 14.15
SL095.0G1W001NOREC	\$ 41.79	\$ 0.32	\$ 285	\$ 42.11
SL095.0G1W001WREC	\$ 38.79	\$ 0.30	\$ 42,234	\$ 39.09
SL095.0GEO001NOREC	\$ 26.80	\$ 0.20	\$ 13	\$ 27.01
SL095.0GEO001WREC	\$ 23.80	\$ 0.18	\$ 3,530	\$ 23.98
BULKY-RES	\$ 34.65	\$ 0.26	\$ 267	\$ 34.92
EXTRA-RES	\$ 4.82	\$ 0.04	\$ 1,219	\$ 4.85
EXTRA65-RES	\$ 10.12	\$ 0.08	\$ 3	\$ 10.20
EXTRA95-RES	\$ 13.36	\$ 0.10	\$ 24	\$ 13.46
EXTRAYDG-RES	\$ 34.73	\$ 0.26	\$ -	\$ 34.99
OW-RES	\$ 8.39	\$ 0.06	\$ 816	\$ 8.45
WI1-RES	\$ 2.20	\$ 0.02	\$ 17	\$ 2.22
WI2-RES	\$ 3.60	\$ 0.03	\$ 2	\$ 3.63
WI4-RES	\$ 6.40	\$ 0.05	\$ 2	\$ 6.45
DRIVEIN2-RES	\$ 8.99	\$ 0.07	\$ 3	\$ 9.06

TEXT IN RED BOX CONFIDENTIAL PER WAC 480-07-160

ie of Business	Total % Change	Price Out Increase	LG Increase	Difference
	0.76%	249,387	152,285	97,102.72
	10.99%	618,563	677,573	(59,010.16)
	13.04%	340,480	392,232	(51,752.33)

Service Code	Proposed Annual Revenue
--------------	----------------------------

RESIDENTIAL SERVICES (billed per month)

RESIDENTIAL GARBAGE

SL035.0G1M001NOREC	93
SL035.0G1M001WREC	12,865
SL035.0GEO001WREC	100,780
SL035.0G1W001NOREC	25,254
SL035.0G1W001WREC	822,617
SL035.0GEO001NOREC	1,869
SL035.0G1W002WREC	935
SL065.0G1M001NOREC	1,447
SL065.0G1M001WREC	185,243
SL065.0G1W001NOREC	85,994
SL065.0G1W001WREC	9,685,832
SL065.0GEO001NOREC	25,185
SL065.0GEO001WREC	2,156,437
SL095.0G1M001NOREC	215
SL095.0G1M001WREC	34,384
SL095.0G1W001NOREC	37,745
SL095.0G1W001WREC	5,591,802
SL095.0GEO001NOREC	1,735
SL095.0GEO001WREC	467,433
BULKY-RES	35,295
EXTRA-RES	161,403
EXTRA65-RES	357
EXTRA95-RES	3,199
EXTRAYDG-RES	-
OW-RES	108,040
WI1-RES	2,229
WI2-RES	305
WI4-RES	232
DRIVEIN2-RES	435

TEXT IN RED BOX CONFIDENTIAL PER WAC 480-07-160

Pierce County Regulated
 Revenue Price Out by Service Level and Line of Business
 PIERCE UTC
 March 2023 - February 2024

UTC Code	Service Code	Service Code Description	LOB	GL Account
PIERCE UTCResidentialDRIVEIN4-RES	DRIVEIN4-RES	DRIVE IN 4 - RES	Resi MSW	32000
PIERCE UTCResidentialDRIVEIN-RES	DRIVEIN-RES	DRIVE IN SERVICE - RES	Resi MSW	32000
PIERCE UTCResidentialDRIVEINMUL-RES	DRIVEINMUL-RES	DRIVE IN SVC MULTIPLE	Resi MSW	32000
PIERCE UTCResidentialACCESS-RES	ACCESS-RES	ACCESS FEE - RES	Resi MSW	32000
PIERCE UTCResidentialOC-RES	OC-RES	ON CALL SERVICE - RES	Resi MSW Extra	32001
PIERCE UTCResidentialREDEL-RES	REDEL-RES	REDELIVER FEE - RES	Resi MSW Extra	32001
PIERCE UTCResidentialREINSTATE-RES	REINSTATE-RES	REINSTATE FEE - RES	Resi MSW Extra	32001
PIERCE UTCResidentialRTRNCART32-RES	RTRNCART32-RES	RETURN TRIP 32 GL - RES	Resi MSW Extra	32001
PIERCE UTCResidentialRTRNCART65-RES	RTRNCART65-RES	RETURN TRIP 65 GL - RES	Resi MSW Extra	32001
PIERCE UTCResidentialRTRNCART95-RES	RTRNCART95-RES	RETURN TRIP 95 GL - RES	Resi MSW Extra	32001
PIERCE UTCResidentialTIME-RES	TIME-RES	TIME FEE 1 - RES	Resi MSW Extra	32001
PIERCE UTCResidentialUNRETURN-RES	UNRETURN-RES	CONTAINER UNRETURNED FEE	Resi MSW Extra	32001
PIERCE UTCResidentialADJ-RES	ADJ-RES	ADJUSTMENT SERVICE - RES		
TOTAL RESIDENTIAL GARBAGE				
RESIDENTIAL RECYCLING				
PIERCE UTCResidentialRECBINONLYR	RECBINONLYR	RECYCLE SERVICE ONLY	Resi Recycle	32100
PIERCE UTCResidentialRECPROGADJ-RES	RECPROGADJ-RES	RECYCLING PROGRAM ADJUSTM	Resi Recycle	32100
PIERCE UTCResidentialRTRNCART96REC-RE	RTRNCART96REC-RES	RETURN TRIP 96 GL REC - RES		
TOTAL RESIDENTIAL RECYCLING				
RESIDENTIAL YARD WASTE				
PIERCE UTCResidentialGWRES	GWRES	GREENWASTE SERVICE - RES	Resi YW	32110
PIERCE UTCCommercialGWCOMM	GWCOMM	GREENWASTE SERVICE - COMM	Comm MSW	33000
PIERCE UTCResidentialEXTRAGWC-RES	EXTRAGWC-RES	EXTRA GREENWASTE FEE - RE	Resi YW	32111
PIERCE UTCResidentialEP96GWC-RES	EP96GWC-RES	EXTRA PICK UP 96 GW - RES	Resi MSW Extra	32001
TOTAL RESIDENTIAL YARD WASTE				

TEXT IN RED BOX CONFIDENTIAL PER WAC 480-07-160

ie of Business

Service Code	Tariff Item	Tariff Rate	Mar-23	Apr-23	May-23
		Effective 3/1/2023			
DRIVEIN4-RES	80	12.03	24.06	24.06	24.06
DRIVEIN-RES	80	7.47	1,288.57	1,277.36	1,288.58
DRIVEINMUL-RES	80	3.62	173.76	(229.96)	181.00
ACCESS-RES	90	5.10	51.00	40.80	51.00
OC-RES	100	8.46	692.74	558.43	803.70
REDEL-RES	52	16.84	67.36	84.20	134.72
REINSTATE-RES	51	13.46	6,044.88	5,278.84	7,880.18
RTRNCART32-RES	70	6.76	-	-	13.52
RTRNCART65-RES	70	7.88	110.32	126.08	228.52
RTRNCART95-RES	70	10.12	212.52	192.28	212.52
TIME-RES	160	112.83	3,124.50	5,828.27	3,751.91
UNRETURN-RES	100	101.01	-	-	-
ADJ-RES		-	-	(64.72)	(0.32)
			<hr/>	<hr/>	<hr/>
			1,590,771.16	1,600,862.87	1,607,102.31
RESIDENTIAL RECYCLING					
RECBINONLYR	100	8.74	2,527.86	2,616.11	2,632.43
RECPROGADJ-RES	100	7.60	431,187.18	432,193.42	433,057.46
RTRNCART96REC-RES	70	10.12	60.72	80.96	91.08
			<hr/>	<hr/>	<hr/>
			433,775.76	434,890.49	435,780.96
RESIDENTIAL YARD WASTE					
GWRES	100	6.81	210,095.40	213,569.56	215,292.61
GWCOMM	100	6.81	3,796.57	3,786.35	3,819.25
EXTRAGWC-RES	100	2.17	54.25	45.57	75.95
EP96GWC-RES	100	4.67	4.67	14.01	32.69
			<hr/>	<hr/>	<hr/>
			213,950.89	217,415.49	219,220.50

TEXT IN RED BOX CONFIDENTIAL PER WAC 480-07-160

ie of Business

Service Code	Jun-23	Jul-23	Aug-23	Sep-23	Oct-23
DRIVEIN4-RES	24.06	24.06	24.06	24.06	24.06
DRIVEIN-RES	1,274.88	1,267.41	1,255.79	1,214.71	1,228.61
DRIVEINMUL-RES	181.00	181.00	179.19	179.19	177.38
ACCESS-RES	51.00	61.20	57.23	57.23	56.10
OC-RES	786.78	873.50	896.76	922.14	574.70
REDEL-RES	168.40	117.88	353.64	134.72	84.20
REINSTATE-RES	5,630.06	7,806.23	7,987.46	6,234.24	9,515.55
RTRNCART32-RES	-	-	-	13.52	-
RTRNCART65-RES	181.24	173.36	267.92	197.00	228.52
RTRNCART95-RES	111.32	242.88	182.16	129.30	80.81
TIME-RES	5,515.26	1,926.69	3,546.62	2,681.10	2,708.14
UNRETURN-RES	-	(190.00)	-	-	-
ADJ-RES	2.93	(20.58)	-	(19.76)	(8.71)
	1,609,846.58	1,618,305.80	1,619,387.60	1,611,096.77	1,611,082.15
RESIDENTIAL RECYCLING					
RECBINONLYR	2,602.67	2,609.91	2,572.91	2,567.09	2,557.77
RECPROGADJ-RES	433,053.31	433,058.04	433,312.58	432,787.31	433,327.58
RTRNCART96REC-RES	50.60	50.60	121.44	40.48	70.84
	435,706.58	435,718.55	436,006.92	435,394.87	435,956.19
RESIDENTIAL YARD WASTE					
GWRES	217,121.03	217,946.57	217,793.02	216,954.58	215,617.00
GWCOMM	3,861.26	3,868.06	3,851.70	3,857.87	3,834.03
EXTRAGWC-RES	47.74	22.38	75.95	82.46	56.42
EP96GWC-RES	9.34	12.50	37.36	28.16	24.99
	221,039.37	221,849.51	221,758.03	220,923.07	219,532.44

TEXT IN RED BOX CONFIDENTIAL PER WAC 480-07-160

ie of Business

Service Code	Nov-23	Dec-23	Jan-24	Feb-24
DRIVEIN4-RES	24.06	24.06	24.06	24.06
DRIVEIN-RES	1,187.53	1,141.53	1,170.92	1,170.92
DRIVEINMUL-RES	175.57	175.57	184.62	184.62
ACCESS-RES	58.02	63.12	56.10	56.10
OC-RES	668.34	710.64	989.82	558.36
REDEL-RES	67.36	-	84.20	16.84
REINSTATE-RES	9,245.83	6,434.17	6,505.81	4,950.50
RTRNCART32-RES	13.52	6.76	6.76	6.76
RTRNCART65-RES	244.28	165.48	118.20	141.84
RTRNCART95-RES	230.52	161.92	182.16	161.92
TIME-RES	3,527.66	2,616.33	3,308.86	3,631.88
UNRETURN-RES	-	-	-	-
ADJ-RES	(79.81)	1.39	(50.00)	(44.12)
	1,620,956.36	1,620,098.96	1,632,405.08	1,615,030.74
RESIDENTIAL RECYCLING				
RECBINONLYR	2,553.81	2,586.12	2,542.39	2,521.71
RECPROGADJ-RES	433,389.85	433,273.40	433,546.86	433,701.87
RTRNCART96REC-RES	101.20	70.84	60.72	80.96
	436,044.86	435,930.35	436,149.96	436,304.54
RESIDENTIAL YARD WASTE				
GWRES	213,393.02	210,397.85	208,081.58	208,310.45
GWCOMM	3,789.77	3,813.60	3,817.01	3,799.99
EXTRAGWC-RES	93.31	43.40	13.02	17.36
EP96GWC-RES	12.50	-	-	4.67
	217,288.60	214,254.85	211,911.61	212,132.47

—

TEXT IN RED BOX CONFIDENTIAL PER WAC 480-07-160

ie of Business

Service Code	Revenue		Mar-23	Apr-23	May-23
DRIVEIN4-RES	288.72		2	2	2
DRIVEIN-RES	14,766.79		172	171	173
DRIVEINMUL-RES	1,742.94		48	(64)	50
ACCESS-RES	658.89		10	8	10
OC-RES	9,035.91	1	82	66	95
REDEL-RES	1,313.52		4	5	8
REINSTATE-RES	83,513.75		449	392	585
RTRNCART32-RES	60.84		-	-	2
RTRNCART65-RES	2,182.76		14	16	29
RTRNCART95-RES	2,100.31		21	19	21
TIME-RES	42,167.22		28	52	33
UNRETURN-RES	(190.00)		-	-	-
ADJ-RES	(283.70)		-	-	-
	<u>19,356,946</u>	732,413	<u>56,546</u>	<u>56,861</u>	<u>57,002</u>
			<u>537</u>	<u>535</u>	<u>537</u>
			<u>56,487</u>	<u>56,632</u>	<u>56,745</u>
RESIDENTIAL RECYCLING					
RECBINONLYR	30,890.75		289	299	301
RECPROGADJ-RES	5,195,888.82		56,735	56,868	56,981
RTRNCART96REC-RES	880.44		6	8	9
	<u>5,227,660.00</u>		<u>57,024</u>	<u>57,167</u>	<u>57,282</u>
RESIDENTIAL YARD WASTE					
GWRES	2,564,572.65		30,851	31,361	31,614
GWCOMM	45,895.46		557	556	561
EXTRAGWC-RES	627.81		25	21	35
EP96GWC-RES	180.89		1	3	7
	<u>2,611,276.81</u>		<u>31,435</u>	<u>31,941</u>	<u>32,217</u>

TEXT IN RED BOX CONFIDENTIAL PER WAC 480-07-160

ie of Business

Service Code	Jun-23	Jul-23	Aug-23	Sep-23	Oct-23
DRIVEIN4-RES	2	2	2	2	2
DRIVEIN-RES	171	170	168	163	164
DRIVEINMUL-RES	50	50	50	50	49
ACCESS-RES	10	12	11	11	11
OC-RES	93	103	106	109	68
REDEL-RES	10	7	21	8	5
REINSTATE-RES	418	580	593	463	707
RTRNCART32-RES	-	-	-	2	-
RTRNCART65-RES	23	22	34	25	29
RTRNCART95-RES	11	24	18	13	8
TIME-RES	49	17	31	24	24
UNRETURN-RES	-	(2)	-	-	-
ADJ-RES	-	-	-	-	-
	<hr/> 56,993	<hr/> 57,014	<hr/> 57,040	<hr/> 57,006	<hr/> 57,048
	539	544	530	528	529
	<hr/> 56,739	<hr/> 56,736	<hr/> 56,779	<hr/> 56,712	<hr/> 56,780
RESIDENTIAL RECYCLING					
RECBINONLYR	298	299	294	294	293
RECPROGADJ-RES	56,981	56,981	57,015	56,946	57,017
RTRNCART96REC-RES	5	5	12	4	7
	<hr/> 57,278	<hr/> 57,280	<hr/> 57,309	<hr/> 57,239	<hr/> 57,309
RESIDENTIAL YARD WASTE					
GWRES	31,883	32,004	31,981	31,858	31,662
GWCOMM	567	568	566	567	563
EXTRAGWC-RES	22	10	35	38	26
EP96GWC-RES	2	3	8	6	5
	<hr/> 32,474	<hr/> 32,585	<hr/> 32,590	<hr/> 32,469	<hr/> 32,256

TEXT IN RED BOX CONFIDENTIAL PER WAC 480-07-160

ie of Business

Service Code	Nov-23	Dec-23	Jan-24	Feb-24	Total
DRIVEIN4-RES	2	2	2	2	24
DRIVEIN-RES	159	153	157	157	1,977
DRIVEINMUL-RES	49	49	51	51	481
ACCESS-RES	11	12	11	11	129
OC-RES	79	84	117	66	1,068
REDEL-RES	4	-	5	1	78
REINSTATE-RES	687	478	483	368	6,205
RTRNCART32-RES	2	1	1	1	9
RTRNCART65-RES	31	21	15	18	277
RTRNCART95-RES	23	16	18	16	208
TIME-RES	31	23	29	32	374
UNRETURN-RES	-	-	-	-	(2)
ADJ-RES	-	-	-	-	-
	<u>57,020</u>	<u>57,081</u>	<u>57,117</u>	<u>57,303</u>	<u>685,100</u>
	<u>488</u>	<u>522</u>	<u>525</u>	<u>524</u>	<u>6,337</u>
	<u>56,829</u>	<u>56,784</u>	<u>56,812</u>	<u>56,831</u>	<u>680,867</u>
RESIDENTIAL RECYCLING					
RECBINONLYR	292	296	291	289	3,534
RECPROGADJ-RES	57,025	57,010	57,046	57,066	683,670
RTRNCART96REC-RES	10	7	6	8	87
	<u>57,317</u>	<u>57,306</u>	<u>57,337</u>	<u>57,355</u>	<u>687,204</u>
RESIDENTIAL YARD WASTE					
GWRES	31,335	30,895	30,555	30,589	157,713
GWCOMM	557	560	561	558	2,809
EXTRAGWC-RES	43	20	6	8	113
EP96GWC-RES	3	-	-	1	16
	<u>31,937</u>	<u>31,475</u>	<u>31,122</u>	<u>31,156</u>	<u>160,522</u>

TEXT IN RED BOX CONFIDENTIAL PER WAC 480-07-160

ie of Business

Service Code	Avg Customer Count	Cart		Container		Drop Box	
		Quantity	Count	Quantity	Count	Quantity	Count
DRIVEIN4-RES	2						
DRIVEIN-RES	165						
DRIVEINMUL-RES	40						
ACCESS-RES	11						
OC-RES	89						
REDEL-RES	7						
REINSTATE-RES	517						
RTRNCART32-RES	1						
RTRNCART65-RES	23						
RTRNCART95-RES	17						
TIME-RES	31						
UNRETURN-RES	(0)						
ADJ-RES	-						
	#DIV/0!						
	57,092	Garbage customers	57,004	-	-	-	-
	528	Customers w/o recycling	528	-	-	-	-
	56,739	Resi Recycle Count	56,739	-	-	-	-
RESIDENTIAL RECYCLING							
RECBINONLYR	295	1	295				
RECPRGADJ-RES	56,972	1	56,972				
RTRNCART96REC-RES	7						
	<u>57,267</u>						
RESIDENTIAL YARD WASTE							
GWRES	31,382	1	31,382				
GWCOMM	562	1	562				
EXTRAGWC-RES	24						
EP96GWC-RES	3						
	<u>31,944</u>		<u>31,944</u>	-	-	-	-

TEXT IN RED BOX CONFIDENTIAL PER WAC 480-07-160

ie of Business	Increase Per LG	Plug to Balance
Garbage	0.42%	0.34%
Recycle	11.26%	-0.27%
Yard Waste	14.79%	-1.75%

Service Code	Dump Fee Rate	Tariff Increase	Annual Increase	New Tariff Rate
DRIVEIN4-RES	\$ 12.03	\$ 0.09	\$ 2	\$ 12.12
DRIVEIN-RES	\$ 7.47	\$ 0.06	\$ 112	\$ 7.53
DRIVEINMUL-RES	\$ 3.62	\$ 0.03	\$ 13	\$ 3.65
ACCESS-RES	\$ 5.10	\$ 0.04	\$ 5	\$ 5.14
OC-RES	\$ 8.51	\$ 0.06	\$ 69	\$ 8.57
REDEL-RES	\$ 16.84	\$ 0.13	\$ 10	\$ 16.97
REINSTATE-RES	\$ 13.46	\$ 0.10	\$ 636	\$ 13.56
RTRNCART32-RES	\$ 6.76	\$ 0.05	\$ 0	\$ 6.81
RTRNCART65-RES	\$ 7.88	\$ 0.06	\$ 17	\$ 7.94
RTRNCART95-RES	\$ 10.12	\$ 0.08	\$ 16	\$ 10.20
TIME-RES	\$ 112.83	\$ 0.86	\$ 321	\$ 113.69
UNRETURN-RES	\$ 101.01	\$ 0.77	\$ (1)	\$ 101.78
ADJ-RES				

148,854

RESIDENTIAL RECYCLING	Check these vs CPA			
RECBINONLYR	\$ 8.74	\$ 0.96	\$ 3,395.26	\$ 9.70
RECPROGADJ-RES	\$ 7.60	\$ 0.84	\$ 571,090.23	\$ 8.44
RTRNCART96REC-RES	\$ 10.12	\$ 1.11	\$ 96.77	\$ 11.23

574,485

RESIDENTIAL YARD WASTE				
GWRES	\$ 6.81	\$ 0.89	\$ 334,493.80	\$ 7.70
GWCOMM	\$ 6.81	\$ 0.89	\$ 5,986.08	\$ 7.70
EXTRAGWC-RES	\$ 2.17	\$ 0.28	\$ 81.88	\$ 2.45
EP96GWC-RES	\$ 4.67	\$ 0.61	\$ 23.59	\$ 5.28

340,479.89

TEXT IN RED BOX CONFIDENTIAL PER WAC 480-07-160

ie of Business	Total % Change	Price Out Increase	LG Increase	Difference
	0.76%	249,387	152,285	97,102.72
	10.99%	618,563	677,573	(59,010.16)
	13.04%	340,480	392,232	(51,752.33)

Service Code	Proposed Annual Revenue		
DRIVEIN4-RES	291		
DRIVEIN-RES	14,879		
DRIVEINMUL-RES	1,756		
ACCESS-RES	664		
OC-RES	9,156		
REDEL-RES	1,324		
REINSTATE-RES	84,149		
RTRNCART32-RES	61		
RTRNCART65-RES	2,199		
RTRNCART95-RES	2,116		
TIME-RES	42,488		
UNRETURN-RES	(191)		
ADJ-RES			
	<u>19,708,252</u>	351,306	
	202,451		

RESIDENTIAL RECYCLING			
RECBINONLYR	\$	34,286.01	
RECPROGADJ-RES	\$	5,766,979.05	
RTRNCART96REC-RES	\$	977.21	
		<u>5,801,265</u>	573,605
			11%

RESIDENTIAL YARD WASTE			
GWRES	\$	2,899,066.45	
GWCOMM	\$	51,881.54	
EXTRAGWC-RES	\$	709.69	
EP96GWC-RES	\$	204.48	
		<u>2,950,947.99</u>	339,671

TEXT IN RED BOX CONFIDENTIAL PER WAC 480-07-160

Pierce County Regulated
Revenue Price Out by Service Level and Line of Business
PIERCE UTC
March 2023 - February 2024

UTC Code	Service Code	Service Code Description	LOB	GL Account
<hr/> Subtotal Residential <hr/>				
COMMERCIAL SERVICES (Billed per pickup unless noted)				
COMMERCIAL GARBAGE				
PIERCE UTCCommercialFL001.0Y1W001	FL001.0Y1W001	1 YD 1X WK 1	Comm MSW	33000
PIERCE UTCCommercialFL001.0Y2W001	FL001.0Y2W001	1 YD 2X WK 1	Comm MSW	33000
PIERCE UTCCommercialFL001.0Y3W001	FL001.0Y3W001	1 YD 3X WK 1	Comm MSW	33000
PIERCE UTCCommercialFL001.0YEO001	FL001.0YEO001	1 YD EOW 1	Comm MSW	33001
PIERCE UTCCommercialFL001.5Y1W001	FL001.5Y1W001	1.5 YD 1X WK 1	Comm MSW	33000
PIERCE UTCCommercialFL001.5Y2W001	FL001.5Y2W001	1.5 YD 2X WK 1	Comm MSW	33000
PIERCE UTCCommercialFL001.5Y3W001	FL001.5Y3W001	1.5 YD 3X WK 1	Comm MSW	33000
PIERCE UTCCommercialFL001.5YEO001	FL001.5YEO001	1.5 YD E O W	Comm MSW	33000
PIERCE UTCCommercialFL002.0Y1W001	FL002.0Y1W001	2 YD 1X WK 1	Comm MSW	33000
PIERCE UTCCommercialFL002.0Y2W001	FL002.0Y2W001	2 YD 2X WK 1	Comm MSW	33000
PIERCE UTCCommercialFL002.0Y3W001	FL002.0Y3W001	2 YD 3X WK 1	Comm MSW	33000
PIERCE UTCCommercialFL002.0Y4W001	FL002.0Y4W001	2 YD 4X WK 1	Comm MSW	33000
PIERCE UTCCommercialFL002.0Y5W001	FL002.0Y5W001	2 YD 5X WK 1	Comm MSW	33000
PIERCE UTCCommercialFL002.0YEO001	FL002.0YEO001	2 YD EO W 1	Comm MSW	33000
PIERCE UTCCommercialFL003.0Y1W001	FL003.0Y1W001	3 YD 1X WK 1	Comm MSW	33000
PIERCE UTCCommercialFL003.0Y2W001	FL003.0Y2W001	3 YD 2X WK 1	Comm MSW	33000
PIERCE UTCCommercialFL003.0Y3W001	FL003.0Y3W001	3 YD 3X WK 1	Comm MSW	33000
PIERCE UTCCommercialFL003.0YEO001	FL003.0YEO001	3 YD EO W 1	Comm MSW	33001
PIERCE UTCCommercialFL004.0Y1W001	FL004.0Y1W001	4 YD 1X WK 1	Comm MSW	33000
PIERCE UTCCommercialFL004.0Y2W001	FL004.0Y2W001	4 YD 2X WK 1	Comm MSW	33000
PIERCE UTCCommercialFL004.0Y3W001	FL004.0Y3W001	4 YD 3X WK 1	Comm MSW	33000
PIERCE UTCCommercialFL004.0Y5W001	FL004.0Y5W001	4 YD 5X WK 1	Comm MSW	33000
PIERCE UTCCommercialFL004.0YEO001	FL004.0YEO001	4 YD EO W 1	Comm MSW	33001
PIERCE UTCCommercialFL006.0Y1W001	FL006.0Y1W001	6 YD 1X WK 1	Comm MSW	33000
PIERCE UTCCommercialFL006.0Y2W001	FL006.0Y2W001	6 YD 2X WK 1	Comm MSW	33000
PIERCE UTCCommercialFL006.0Y3W001	FL006.0Y3W001	6 YD 3X WK 1	Comm MSW	33000

TEXT IN RED BOX CONFIDENTIAL PER WAC 480-07-160

ie of Business

Service Code	Tariff Item	Tariff Rate Effective 3/1/2023	Mar-23	Apr-23	May-23
Subtotal Residential			2,238,498	2,253,169	2,262,104

COMMERCIAL SERVICES (Billed per picku

COMMERCIAL GARBAGE

FL001.0Y1W001	240	101.86	-	121,957.78	122,211.54	122,301.47
FL001.0Y2W001	240	189.71	-	1,138.26	1,138.26	1,138.26
FL001.0Y3W001	240	277.57	-	1,110.28	1,110.28	1,110.28
FL001.0YE0001	240	58.03	-	232.12	232.11	232.12
FL001.5Y1W001	240	139.60	-	40,127.49	40,553.80	40,539.84
FL001.5Y2W001	240	260.11	-	5,462.31	5,462.31	5,462.31
FL001.5Y3W001	240	380.61	-	761.22	761.22	761.22
FL001.5YE0001	240	79.49	-	79.49	79.49	79.49
FL002.0Y1W001	240	178.81	-	86,503.91	86,585.93	87,238.53
FL002.0Y2W001	240	337.38	-	15,519.48	15,814.68	15,969.31
FL002.0Y3W001	240	495.94	-	8,430.98	8,389.66	8,430.98
FL002.0Y4W001	240	654.51	-	-	-	-
FL002.0Y5W001	240	813.07	-	813.07	813.07	813.07
FL002.0YE0001	240	99.72	-	99.72	99.72	99.72
FL003.0Y1W001	240	250.28	-	33,270.49	33,454.02	33,704.30
FL003.0Y2W001	240	475.26	-	9,029.94	9,029.94	8,660.29
FL003.0Y3W001	240	700.25	-	4,201.50	4,201.50	4,201.50
FL003.0YE0001	240	138.04	-	-	-	-
FL004.0Y1W001	240	329.12	-	55,950.39	55,045.32	54,946.58
FL004.0Y2W001	240	631.26	-	25,180.26	24,382.41	24,829.55
FL004.0Y3W001	240	933.41	-	12,134.33	13,067.74	15,845.03
FL004.0Y5W001	240	1,537.71	-	3,075.42	3,075.42	1,537.71
FL004.0YE0001	240	178.39	-	178.39	178.39	178.39
FL006.0Y1W001	240	450.74	-	74,347.81	75,386.25	76,287.72
FL006.0Y2W001	240	867.76	-	119,244.68	120,727.11	121,582.78
FL006.0Y3W001	240	1,284.79	-	84,796.14	84,367.87	83,373.68

TEXT IN RED BOX CONFIDENTIAL PER WAC 480-07-160

ie of Business

Service Code	Jun-23	Jul-23	Aug-23	Sep-23	Oct-23
Subtotal Residential	2,266,593	2,275,874	2,277,153	2,267,415	2,266,571

COMMERCIAL SERVICES (Billed per picku

COMMERCIAL GARBAGE

FL001.0Y1W001	122,068.92	122,573.11	123,286.12	123,090.55	122,889.05
FL001.0Y2W001	1,138.26	1,138.26	1,222.57	1,327.97	1,280.54
FL001.0Y3W001	1,110.28	1,110.28	939.46	555.14	555.14
FL001.0YEO001	232.12	232.12	290.15	290.15	290.15
FL001.5Y1W001	41,042.40	40,902.80	41,195.96	41,691.54	41,188.98
FL001.5Y2W001	5,462.31	5,462.31	5,462.31	5,202.20	5,288.90
FL001.5Y3W001	761.22	761.22	761.22	761.22	761.22
FL001.5YEO001	79.49	79.49	79.49	79.49	79.49
FL002.0Y1W001	87,211.68	87,712.37	89,198.14	88,096.95	86,984.04
FL002.0Y2W001	15,114.62	14,619.79	14,676.02	14,263.68	14,507.34
FL002.0Y3W001	8,926.92	7,935.04	8,125.78	9,918.80	9,651.76
FL002.0Y4W001	-	-	-	-	-
FL002.0Y5W001	813.07	813.07	813.07	813.07	813.07
FL002.0YEO001	99.72	99.72	99.72	99.72	99.72
FL003.0Y1W001	34,067.19	34,079.72	33,829.44	33,929.55	33,766.87
FL003.0Y2W001	8,554.68	8,079.42	8,290.64	8,554.68	8,554.68
FL003.0Y3W001	4,201.50	4,201.50	4,201.50	4,201.50	4,201.50
FL003.0YEO001	-	-	-	69.02	138.04
FL004.0Y1W001	54,551.63	54,156.70	54,469.33	55,423.81	55,654.19
FL004.0Y2W001	25,671.24	24,680.50	24,847.08	25,881.66	25,951.80
FL004.0Y3W001	14,934.56	14,934.56	14,934.56	14,934.56	14,001.15
FL004.0Y5W001	1,537.71	1,537.71	1,537.71	1,537.71	2,376.46
FL004.0YEO001	178.39	178.39	178.39	178.39	178.39
FL006.0Y1W001	76,896.21	76,603.23	76,107.41	76,445.50	77,978.02
FL006.0Y2W001	124,475.34	108,036.11	112,871.36	123,740.16	121,293.57
FL006.0Y3W001	79,656.98	78,372.19	82,720.70	83,214.86	86,772.74

TEXT IN RED BOX CONFIDENTIAL PER WAC 480-07-160

ie of Business

Service Code	Nov-23	Dec-23	Jan-24	Feb-24
Subtotal Residential	2,274,290	2,270,284	2,280,467	2,263,468

COMMERCIAL SERVICES (Billed per picku

COMMERCIAL GARBAGE

FL001.0Y1W001	122,894.10	123,505.25	123,011.24	123,607.15
FL001.0Y2W001	1,138.26	1,138.26	1,138.26	1,138.26
FL001.0Y3W001	555.14	555.14	555.14	555.14
FL001.0YE0001	290.15	261.14	290.15	290.15
FL001.5Y1W001	40,672.46	40,987.01	40,400.24	40,002.38
FL001.5Y2W001	5,462.31	5,462.31	5,462.31	5,462.31
FL001.5Y3W001	761.22	761.22	761.22	761.22
FL001.5YE0001	79.49	79.49	79.49	79.49
FL002.0Y1W001	86,353.54	86,621.73	86,255.20	85,396.92
FL002.0Y2W001	14,423.00	14,169.96	13,832.58	14,282.43
FL002.0Y3W001	9,422.86	8,926.92	8,926.92	8,926.92
FL002.0Y4W001	-	1,309.02	1,309.02	1,309.02
FL002.0Y5W001	813.07	813.07	813.07	813.07
FL002.0YE0001	99.72	99.72	99.72	99.72
FL003.0Y1W001	33,604.19	33,516.59	32,997.31	32,786.68
FL003.0Y2W001	8,554.68	8,554.68	8,924.33	8,818.71
FL003.0Y3W001	4,201.50	4,201.50	4,201.50	4,201.50
FL003.0YE0001	138.04	138.04	138.04	138.04
FL004.0Y1W001	54,930.13	54,963.04	54,963.04	55,209.88
FL004.0Y2W001	25,802.75	25,881.66	25,250.40	25,250.40
FL004.0Y3W001	14,001.15	14,001.15	14,001.15	14,001.15
FL004.0Y5W001	3,075.42	3,075.42	3,075.42	3,075.42
FL004.0YE0001	178.39	178.39	178.39	178.39
FL006.0Y1W001	78,113.25	78,428.76	78,428.76	75,724.32
FL006.0Y2W001	118,883.12	116,605.25	116,569.09	119,533.94
FL006.0Y3W001	88,057.53	88,650.51	89,659.99	90,149.43

TEXT IN RED BOX CONFIDENTIAL PER WAC 480-07-160

ie of Business

Service Code	Revenue	Mar-23	Apr-23	May-23
Subtotal Residential	27,195,883	144,468	145,435	145,965

COMMERCIAL SERVICES (Billed per picku

COMMERCIAL GARBAGE

FL001.0Y1W001	1,473,396.28	1	1,197	1,200	1,201
FL001.0Y2W001	14,075.42	1	6	6	6
FL001.0Y3W001	9,821.70	1	4	4	4
FL001.0YEO001	3,162.63	1	4	4	4
FL001.5Y1W001	489,304.90	1	287	291	290
FL001.5Y2W001	65,114.20	1	21	21	21
FL001.5Y3W001	9,134.64	1	2	2	2
FL001.5YEO001	953.88	1	1	1	1
FL002.0Y1W001	1,044,158.94	1	484	484	488
FL002.0Y2W001	177,192.89	1	46	47	47
FL002.0Y3W001	106,013.54	1	17	17	17
FL002.0Y4W001	3,927.06	1	-	-	-
FL002.0Y5W001	9,756.84	1	1	1	1
FL002.0YEO001	1,196.64	1	1	1	1
FL003.0Y1W001	403,006.35	1	133	134	135
FL003.0Y2W001	103,606.67	1	19	19	18
FL003.0Y3W001	50,418.00	1	6	6	6
FL003.0YEO001	759.22	1	-	-	-
FL004.0Y1W001	660,264.04	1	170	167	167
FL004.0Y2W001	303,609.71	1	40	39	39
FL004.0Y3W001	170,791.09	1	13	14	17
FL004.0Y5W001	28,517.53	1	2	2	1
FL004.0YEO001	2,140.68	1	1	1	1
FL006.0Y1W001	920,747.24	1	165	167	169
FL006.0Y2W001	1,423,562.51	1	137	139	140
FL006.0Y3W001	1,019,792.62	1	66	66	65

TEXT IN RED BOX CONFIDENTIAL PER WAC 480-07-160

ie of Business

Service Code	Jun-23	Jul-23	Aug-23	Sep-23	Oct-23
Subtotal Residential	146,206	146,334	146,409	146,187	146,084

COMMERCIAL SERVICES (Billed per picku

COMMERCIAL GARBAGE

FL001.0Y1W001	1,198	1,203	1,210	1,208	1,206
FL001.0Y2W001	6	6	6	7	7
FL001.0Y3W001	4	4	3	2	2
FL001.0YE0001	4	4	5	5	5
FL001.5Y1W001	294	293	295	299	295
FL001.5Y2W001	21	21	21	20	20
FL001.5Y3W001	2	2	2	2	2
FL001.5YE0001	1	1	1	1	1
FL002.0Y1W001	488	491	499	493	486
FL002.0Y2W001	45	43	43	42	43
FL002.0Y3W001	18	16	16	20	19
FL002.0Y4W001	-	-	-	-	-
FL002.0Y5W001	1	1	1	1	1
FL002.0YE0001	1	1	1	1	1
FL003.0Y1W001	136	136	135	136	135
FL003.0Y2W001	18	17	17	18	18
FL003.0Y3W001	6	6	6	6	6
FL003.0YE0001	-	-	-	1	1
FL004.0Y1W001	166	165	165	168	169
FL004.0Y2W001	41	39	39	41	41
FL004.0Y3W001	16	16	16	16	15
FL004.0Y5W001	1	1	1	1	2
FL004.0YE0001	1	1	1	1	1
FL006.0Y1W001	171	170	169	170	173
FL006.0Y2W001	143	124	130	143	140
FL006.0Y3W001	62	61	64	65	68

TEXT IN RED BOX CONFIDENTIAL PER WAC 480-07-160

ie of Business

Service Code	Nov-23	Dec-23	Jan-24	Feb-24	Total
Subtotal Residential	145,787	145,340	145,051	145,290	1,526,489

COMMERCIAL SERVICES (Billed per picku

COMMERCIAL GARBAGE

FL001.0Y1W001	1,207	1,213	1,208	1,214	14,465
FL001.0Y2W001	6	6	6	6	74
FL001.0Y3W001	2	2	2	2	35
FL001.0YE0001	5	5	5	5	54
FL001.5Y1W001	291	294	289	287	3,505
FL001.5Y2W001	21	21	21	21	250
FL001.5Y3W001	2	2	2	2	24
FL001.5YE0001	1	1	1	1	12
FL002.0Y1W001	483	484	482	478	5,839
FL002.0Y2W001	43	42	41	42	525
FL002.0Y3W001	19	18	18	18	214
FL002.0Y4W001	-	2	2	2	6
FL002.0Y5W001	1	1	1	1	
FL002.0YE0001	1	1	1	1	12
FL003.0Y1W001	134	134	132	131	1,610
FL003.0Y2W001	18	18	19	19	218
FL003.0Y3W001	6	6	6	6	72
FL003.0YE0001	1	1	1	1	6
FL004.0Y1W001	167	167	167	168	2,006
FL004.0Y2W001	41	41	40	40	481
FL004.0Y3W001	15	15	15	15	183
FL004.0Y5W001	2	2	2	2	19
FL004.0YE0001	1	1	1	1	12
FL006.0Y1W001	173	174	174	168	2,043
FL006.0Y2W001	137	134	134	138	1,641
FL006.0Y3W001	69	69	70	70	794

TEXT IN RED BOX CONFIDENTIAL PER WAC 480-07-160

ie of Business

Service Code	Avg Customer Count
Subtotal Residential	145,775

Cart		Container		Drop Box	
Quantity	Count	Quantity	Count	Quantity	Count
	145,687		-		-

COMMERCIAL SERVICES (Billed per picku

COMMERCIAL GARBAGE

FL001.0Y1W001	1,205	1	1,205
FL001.0Y2W001	6	1	6
FL001.0Y3W001	3	1	3
FL001.0YEO001	5	1	5
FL001.5Y1W001	292	1	292
FL001.5Y2W001	21	1	21
FL001.5Y3W001	2	1	2
FL001.5YEO001	1	1	1
FL002.0Y1W001	487	1	487
FL002.0Y2W001	44	1	44
FL002.0Y3W001	18	1	18
FL002.0Y4W001	1	1	1
FL002.0Y5W001	1		
FL002.0YEO001	1	1	1
FL003.0Y1W001	134	1	134
FL003.0Y2W001	18	1	18
FL003.0Y3W001	6	1	6
FL003.0YEO001	0	1	0
FL004.0Y1W001	167	1	167
FL004.0Y2W001	40	1	40
FL004.0Y3W001	15	1	15
FL004.0Y5W001	2	1	2
FL004.0YEO001	1	1	1
FL006.0Y1W001	170	1	170
FL006.0Y2W001	137	1	137
FL006.0Y3W001	66	1	66

TEXT IN RED BOX CONFIDENTIAL PER WAC 480-07-160

ie of Business	Increase	Plug to
	Per LG	Balance
Garbage	0.42%	0.34%
Recycle	11.26%	-0.27%
Yard Waste	14.79%	-1.75%

Service Code	Dump Fee Rate	Tariff Increase	Annual Increase	New Tariff Rate
--------------	---------------	-----------------	-----------------	-----------------

Subtotal Residential

COMMERCIAL SERVICES (Billed per picku

COMMERCIAL GARBAGE		87.2636	\$	0.66		-	\$	87.93
FL001.0Y1W001	\$	102.98	\$	0.78		11,337	\$	103.77
FL001.0Y2W001	\$	191.96	\$	1.46		108	\$	193.42
FL001.0Y3W001	\$	280.94	\$	2.14		76	\$	283.08
FL001.0YE0001	\$	58.59	\$	0.45		24	\$	59.04
FL001.5Y1W001	\$	141.21	\$	1.07		3,767	\$	142.28
FL001.5Y2W001	\$	263.31	\$	2.00		502	\$	265.32
FL001.5Y3W001	\$	385.42	\$	2.93		70	\$	388.35
FL001.5YE0001	\$	80.29	\$	0.61		7	\$	80.91
FL002.0Y1W001	\$	180.89	\$	1.38		8,039	\$	182.27
FL002.0Y2W001	\$	341.54	\$	2.60		1,365	\$	344.14
FL002.0Y3W001	\$	502.18	\$	3.82		817	\$	506.00
FL002.0Y4W001	\$	662.82	\$	5.04		30	\$	667.87
FL002.0Y5W001	\$	823.47	\$	6.27		75	\$	829.73
FL002.0YE0001	\$	100.76	\$	0.77		9	\$	101.52
FL003.0Y1W001	\$	253.35	\$	1.93		3,105	\$	255.28
FL003.0Y2W001	\$	481.41	\$	3.66		799	\$	485.08
FL003.0Y3W001	\$	709.47	\$	5.40		389	\$	714.87
FL003.0YE0001	\$	139.58	\$	1.06		6	\$	140.65
FL004.0Y1W001	\$	333.10	\$	2.54		5,086	\$	335.64
FL004.0Y2W001	\$	639.23	\$	4.86		2,340	\$	644.10
FL004.0Y3W001	\$	945.36	\$	7.19		1,316	\$	952.56
FL004.0Y5W001	\$	1,251.49	\$	9.52		177	\$	1,261.02
FL004.0YE0001	\$	180.39	\$	1.37		16	\$	181.76
FL006.0Y1W001	\$	456.15	\$	3.47		7,091	\$	459.63
FL006.0Y2W001	\$	878.59	\$	6.69		10,969	\$	885.28
FL006.0Y3W001	\$	1,301.02	\$	9.90		7,859	\$	1,310.93

TEXT IN RED BOX CONFIDENTIAL PER WAC 480-07-160

ie of Business	Total % Change	Price Out Increase	LG Increase	Difference
	0.76%	249,387	152,285	97,102.72
	10.99%	618,563	677,573	(59,010.16)
	13.04%	340,480	392,232	(51,752.33)

Service Code	Proposed Annual Revenue
Subtotal Residential	28,460,465

COMMERCIAL SERVICES (Billed per picku

COMMERCIAL GARBAGE	-
FL001.0Y1W001	1,500,955
FL001.0Y2W001	14,351
FL001.0Y3W001	10,017
FL001.0YE0001	3,218
FL001.5Y1W001	498,701
FL001.5Y2W001	66,417
FL001.5Y3W001	9,320
FL001.5YE0001	971
FL002.0Y1W001	1,064,362
FL002.0Y2W001	180,741
FL002.0Y3W001	108,164
FL002.0Y4W001	4,007
FL002.0Y5W001	9,957
FL002.0YE0001	1,218
FL003.0Y1W001	411,056
FL003.0Y2W001	105,747
FL003.0Y3W001	51,471
FL003.0YE0001	774
FL004.0Y1W001	673,336
FL004.0Y2W001	309,784
FL004.0Y3W001	174,295
FL004.0Y5W001	23,386
FL004.0YE0001	2,181
FL006.0Y1W001	938,900
FL006.0Y2W001	1,452,298
FL006.0Y3W001	1,040,538

TEXT IN RED BOX CONFIDENTIAL PER WAC 480-07-160

Pierce County Regulated
 Revenue Price Out by Service Level and Line of Business
 PIERCE UTC
 March 2023 - February 2024

UTC Code	Service Code	Service Code Description	LOB	GL Account
PIERCE UTCCommercialFL006.0Y4W001	FL006.0Y4W001	6 YD 4X WK 1	Comm MSW	33000
PIERCE UTCCommercialFL006.0Y5W001	FL006.0Y5W001	6 YD 5X WK 1	Comm MSW	33000
PIERCE UTCCommercialFL006.0YEO001	FL006.0YEO001	6 YD EO W 1	Comm MSW	33000
PIERCE UTCCommercialFL002.0Y1W001CM	FL002.0Y1W001CMP	2 YD 1X WK COMP 1	Comm MSW	33000
PIERCE UTCCommercialFL003.0Y2W001CM	FL003.0Y2W001CMP	3 YD 2X WK COMP 1	Comm MSW	33000
PIERCE UTCCommercialFL004.0Y1W001CM	FL004.0Y1W001CMP	4 YD 1X WK COMP 1	Comm MSW	33000
PIERCE UTCCommercialFL004.0Y2W001CM	FL004.0Y2W001CMP	4 YD 2X WK COMP 1	Comm MSW	33000
PIERCE UTCCommercialFL006.0Y1W001CM	FL006.0Y1W001CMP	6 YD 1X WK COMP 1	Comm MSW	33000
PIERCE UTCCommercialFL006.0Y2W001CM	FL006.0Y2W001CMP	6 YD 2X WK COMP 1	Comm MSW	33000
PIERCE UTCCommercialFL006.0Y3W001CM	FL006.0Y3W001CMP	6 YD 3X WK COMP 1	Comm MSW	33000
PIERCE UTCCommercialSL035.0G1W001NC	SL035.0G1W001NORECC	35 GL 1X WK NO RECY COMM 1	Comm MSW	33000
PIERCE UTCCommercialSL035.0G1W001WF	SL035.0G1W001WRECC	35 GL 1X WK W/RECY COMM 1	Comm MSW	33000
PIERCE UTCCommercialSL065.0G1W001NC	SL065.0G1W001NORECC	65 GL 1X WK NO RECY COMM	Comm MSW	33000
PIERCE UTCCommercialSL065.0G1W001WF	SL065.0G1W001WRECC	65 GL 1X WK W/RECY COMM 1	Comm MSW	33000
PIERCE UTCCommercialSL065.0GEO001NOI	SL065.0GEO001NORECC	65 GL EOW NO RECY COMM 1	Comm MSW	33000
PIERCE UTCCommercialSL065.0GEO001WR	SL065.0GEO001WRECC	65 GL EOW W/RECY COMM 1	Comm MSW	33000
PIERCE UTCCommercialSL095.0G1W001NC	SL095.0G1W001NORECC	95 GL 1X WK NO RECY COMM	Comm MSW	33000
PIERCE UTCCommercialSL095.0G1W001WF	SL095.0G1W001WRECC	95 GL 1X WK W/RECY COMM 1	Comm MSW	33000
PIERCE UTCCommercialSL095.0GEO001NOI	SL095.0GEO001NORECC	95 GL EOW NO RECY COMM 1	Comm MSW	33000
PIERCE UTCCommercialSL095.0GEO001WR	SL095.0GEO001WRECC	95 GL EOW W/RECY COMM 1	Comm MSW	33000
PIERCE UTCCommercialCANCOUNT65-COM	CANCOUNT65-COMM	CAN COUNT 65 GL - COMM	Comm MSW	33000
PIERCE UTCCommercialCANCOUNT-COMM	CANCOUNT-COMM	CAN COUNT - COMM	Comm MSW	33000
PIERCE UTCCommercialDIST4CAN-COMM	DIST4CAN-COMM	DISTRIBUTED 4 CANS - COMM	Comm MSW	33000
PIERCE UTCCommercialFL001.0YXX001TEM	FL001.0YXX001TEMPC	1 YD TEMP	Comm MSW	33000
PIERCE UTCCommercialFL001.5YXX001TEM	FL001.5YXX001TEMPC	1.5 YD TEMP	Comm MSW	33000
PIERCE UTCCommercialFL002.0YXX001TEM	FL002.0YXX001TEMPC	2 YD TEMP	Comm MSW	33000
PIERCE UTCCommercialFL003.0YXX001TEM	FL003.0YXX001TEMPC	3 YD TEMP	Comm MSW	33000
PIERCE UTCCommercialFL006.0YXX001TEM	FL006.0YXX001TEMPC	6 YD TEMP 1	Comm MSW	33000
PIERCE UTCCommercialRENT1.5TEMP-COM	RENT1.5TEMP-COMM	RENT 1.5 YD TEMP - COMM	Comm MSW	33000
PIERCE UTCCommercialRENT1TEMP-COMM	RENT1TEMP-COMM	RENT 1 YD TEMP - COMM	Comm MSW	33000
PIERCE UTCCommercialRENT2TEMP-COMM	RENT2TEMP-COMM	RENT 2 YD TEMP - COMM	Comm MSW	33000
PIERCE UTCCommercialRENT3TEMP-COMM	RENT3TEMP-COMM	RENT 3 YD TEMP - COMM	Comm MSW	33000

TEXT IN RED BOX CONFIDENTIAL PER WAC 480-07-160

ie of Business

Service Code	Tariff Item	Tariff Rate		Mar-23	Apr-23	May-23
		Effective	3/1/2023			
FL006.0Y4W001	240	1,701.81	-	5,105.43	5,105.43	5,105.43
FL006.0Y5W001	240	2,118.83	-	4,237.66	4,237.66	4,237.66
FL006.0YE0001	240	242.71	-	242.71	60.67	161.80
FL002.0Y1W001CMP	255	495.44	-	-	-	-
FL003.0Y2W001CMP	255	1,371.92	-	1,371.92	1,371.92	1,371.92
FL004.0Y1W001CMP	255	903.24	-	903.24	903.24	903.24
FL004.0Y2W001CMP	255	1,806.48	-	3,612.96	3,612.96	3,612.96
FL006.0Y1W001CMP	255	1,239.64	-	1,239.64	1,239.64	1,239.64
FL006.0Y2W001CMP	255	2,479.27	-	-	-	-
FL006.0Y3W001CMP	255	3,718.91	-	3,718.91	3,718.91	3,718.91
SL035.0G1W001NORECC	245	19.32	-	32.84	57.96	57.96
SL035.0G1W001WRECC	245	19.32	-	15,281.76	15,166.20	15,189.38
SL065.0G1W001NORECC	245	31.65	-	1,139.40	1,107.75	1,044.45
SL065.0G1W001WRECC	245	31.65	-	14,791.71	14,788.45	14,843.85
SL065.0GEO001NORECC	245	22.69	-	294.97	277.95	294.97
SL065.0GEO001WRECC	245	22.69	-	1,792.51	1,803.86	1,758.47
SL095.0G1W001NORECC	245	40.49	-	5,036.95	4,990.39	4,980.27
SL095.0G1W001WRECC	245	40.49	-	11,948.16	11,823.07	11,760.29
SL095.0GEO001NORECC	245	29.19	-	145.95	145.95	145.95
SL095.0GEO001WRECC	245	29.19	-	452.45	452.45	413.53
CANCOUNT65-COMM	245	7.31	-	2,880.14	2,609.67	2,944.39
CANCOUNT-COMM	245	3.60	-	8,528.40	7,642.80	9,082.80
DIST4CAN-COMM	245	62.35	-	62.35	62.35	62.35
FL001.0YXX001TEMPC	240	25.39	-	25.39	152.34	126.95
FL001.5YXX001TEMPC	240	33.94	-	272.01	271.52	169.70
FL002.0YXX001TEMPC	240	41.44	-	3,811.84	3,812.48	3,936.80
FL003.0YXX001TEMPC	240	58.25	-	-	-	-
FL006.0YXX001TEMPC	240	104.51	-	-	-	104.51
RENT1.5TEMP-COMM	240	0.56	-	68.32	66.64	71.12
RENT1TEMP-COMM	240	0.51	-	23.97	28.56	20.91
RENT2TEMP-COMM	240	0.66	-	955.68	1,219.68	1,339.80
RENT3TEMP-COMM	240	0.73	-	-	-	-

TEXT IN RED BOX CONFIDENTIAL PER WAC 480-07-160

ie of Business

Service Code	Jun-23	Jul-23	Aug-23	Sep-23	Oct-23
FL006.0Y4W001	5,105.43	5,105.43	5,105.43	5,105.43	5,105.43
FL006.0Y5W001	4,237.66	4,237.66	4,237.66	4,237.66	4,237.66
FL006.0YE0001	-	121.35	242.71	121.35	-
FL002.0Y1W001CMP	-	-	-	-	-
FL003.0Y2W001CMP	1,371.92	1,371.92	1,371.92	1,371.92	1,371.92
FL004.0Y1W001CMP	903.24	903.24	903.24	903.24	903.24
FL004.0Y2W001CMP	3,612.96	3,612.96	3,612.96	3,612.96	3,612.96
FL006.0Y1W001CMP	1,239.64	1,239.64	1,239.64	1,239.64	1,239.64
FL006.0Y2W001CMP	-	-	-	-	-
FL006.0Y3W001CMP	3,718.91	3,718.91	3,718.91	3,718.91	3,718.91
SL035.0G1W001NORECC	57.96	57.96	50.23	38.64	38.64
SL035.0G1W001WRECC	15,407.70	15,427.91	15,417.36	15,388.38	15,417.36
SL065.0G1W001NORECC	1,038.12	1,012.80	1,000.14	1,028.63	1,076.10
SL065.0G1W001WRECC	14,748.90	14,563.73	14,650.79	14,552.67	14,799.56
SL065.0GEO001NORECC	294.97	294.97	294.97	294.97	294.97
SL065.0GEO001WRECC	1,758.48	1,758.46	1,690.42	1,690.41	1,673.39
SL095.0G1W001NORECC	4,713.03	4,575.35	5,765.76	5,911.56	6,002.64
SL095.0G1W001WRECC	11,203.58	11,262.26	11,555.83	11,306.80	11,418.18
SL095.0GEO001NORECC	169.30	175.14	160.54	145.95	145.95
SL095.0GEO001WRECC	423.26	346.91	394.07	379.48	364.88
CANCOUNT65-COMM	2,814.35	2,595.05	2,800.22	2,587.74	2,975.17
CANCOUNT-COMM	8,632.80	9,007.20	8,236.80	8,204.40	9,187.20
DIST4CAN-COMM	62.35	62.35	62.35	62.35	62.35
FL001.0YXX001TEMPC	126.95	25.39	101.56	25.39	101.56
FL001.5YXX001TEMPC	712.74	882.44	1,357.60	1,018.20	576.98
FL002.0YXX001TEMPC	4,931.36	4,475.52	3,771.04	2,693.60	2,527.84
FL003.0YXX001TEMPC	-	-	-	-	-
FL006.0YXX001TEMPC	-	-	209.02	-	-
RENT1.5TEMP-COMM	32.48	306.88	430.02	447.93	304.08
RENT1TEMP-COMM	5.96	16.32	40.80	46.92	48.96
RENT2TEMP-COMM	247.82	2,392.75	1,015.74	811.14	933.90
RENT3TEMP-COMM	-	-	-	-	-

TEXT IN RED BOX CONFIDENTIAL PER WAC 480-07-160

ie of Business

Service Code	Nov-23	Dec-23	Jan-24	Feb-24
FL006.0Y4W001	5,105.43	6,206.60	6,807.24	6,807.24
FL006.0Y5W001	4,237.66	4,237.66	4,237.66	4,237.66
FL006.0YEO001	-	-	-	-
FL002.0Y1W001CMP	-	-	-	-
FL003.0Y2W001CMP	1,371.92	1,371.92	1,371.92	1,371.92
FL004.0Y1W001CMP	903.24	1,806.48	1,806.48	1,806.48
FL004.0Y2W001CMP	3,612.96	3,612.96	3,612.96	3,612.96
FL006.0Y1W001CMP	1,239.64	1,239.64	1,239.64	1,239.64
FL006.0Y2W001CMP	-	-	-	-
FL006.0Y3W001CMP	3,718.91	3,718.91	3,718.91	3,718.91
SL035.0G1W001NORECC	38.64	38.64	43.47	24.15
SL035.0G1W001WRECC	15,417.36	15,417.36	15,216.39	15,383.55
SL065.0G1W001NORECC	1,099.84	1,076.10	1,076.10	1,091.93
SL065.0G1W001WRECC	14,622.31	14,653.95	14,714.09	14,630.37
SL065.0GEO001NORECC	306.32	317.66	317.66	317.66
SL065.0GEO001WRECC	1,679.07	1,690.41	1,690.41	1,656.37
SL095.0G1W001NORECC	6,113.99	6,103.87	6,033.01	6,010.73
SL095.0G1W001WRECC	11,264.31	11,347.34	11,499.16	11,317.08
SL095.0GEO001NORECC	116.76	116.76	116.76	116.76
SL095.0GEO001WRECC	364.88	364.88	335.69	335.69
CANCOUNT65-COMM	2,558.50	2,529.26	3,092.13	2,181.43
CANCOUNT-COMM	8,020.80	7,786.80	9,604.80	8,726.40
DIST4CAN-COMM	62.35	62.35	62.35	62.35
FL001.0YXX001TEMPC	101.56	50.78	126.95	76.17
FL001.5YXX001TEMPC	610.92	169.70	169.70	237.58
FL002.0YXX001TEMPC	1,740.48	1,864.80	1,616.16	1,989.12
FL003.0YXX001TEMPC	-	-	-	-
FL006.0YXX001TEMPC	209.02	-	-	-
RENT1.5TEMP-COMM	208.04	66.64	80.08	82.88
RENT1TEMP-COMM	52.02	21.93	33.66	17.34
RENT2TEMP-COMM	844.80	670.56	671.22	801.90
RENT3TEMP-COMM	-	-	-	-

TEXT IN RED BOX CONFIDENTIAL PER WAC 480-07-160

ie of Business

Service Code	Revenue		Mar-23	Apr-23	May-23
FL006.0Y4W001	65,769.95	1	3	3	3
FL006.0Y5W001	50,851.92	1	2	2	2
FL006.0YEO001	950.59	1	1	0	1
FL002.0Y1W001CMP	-	1	-	-	-
FL003.0Y2W001CMP	16,463.04	1	1	1	1
FL004.0Y1W001CMP	13,548.60	1	1	1	1
FL004.0Y2W001CMP	43,355.52	1	2	2	2
FL006.0Y1W001CMP	14,875.68	1	1	1	1
FL006.0Y2W001CMP	-	1	-	-	-
FL006.0Y3W001CMP	44,626.92	1	1	1	1
SL035.0G1W001NORECC	537.09	1	2	3	3
SL035.0G1W001WRECC	184,130.71	1	791	785	786
SL065.0G1W001NORECC	12,791.36	1	36	35	33
SL065.0G1W001WRECC	176,360.33	1	467	467	469
SL065.0GEO001NORECC	3,602.04	1	13	12	13
SL065.0GEO001WRECC	20,642.21	1	79	80	77
SL095.0G1W001NORECC	66,237.55	1	124	123	123
SL095.0G1W001WRECC	137,706.03	1	295	292	290
SL095.0GEO001NORECC	1,701.77	1	5	5	5
SL095.0GEO001WRECC	4,628.11	1	16	16	14
CANCOUNT65-COMM	32,568.05	1	394	357	403
CANCOUNT-COMM	102,661.20	1	2,369	2,123	2,523
DIST4CAN-COMM	748.20	1	1	1	1
FL001.0YXX001TEMPC	1,040.99	1	1	6	5
FL001.5YXX001TEMPC	6,449.09	1	8	8	5
FL002.0YXX001TEMPC	37,171.04	1	92	92	95
FL003.0YXX001TEMPC	-	1	-	-	-
FL006.0YXX001TEMPC	522.55	1	-	-	1
RENT1.5TEMP-COMM	2,165.11	x	122	119	127
RENT1TEMP-COMM	357.35	x	47	56	41
RENT2TEMP-COMM	11,904.99	x	1,448	1,848	2,030
RENT3TEMP-COMM	-	x	-	-	-

TEXT IN RED BOX CONFIDENTIAL PER WAC 480-07-160

ie of Business

Service Code	Jun-23	Jul-23	Aug-23	Sep-23	Oct-23
FL006.0Y4W001	3	3	3	3	3
FL006.0Y5W001	2	2	2	2	2
FL006.0YE0001	-	0	1	0	-
FL002.0Y1W001CMP	-	-	-	-	-
FL003.0Y2W001CMP	1	1	1	1	1
FL004.0Y1W001CMP	1	1	1	1	1
FL004.0Y2W001CMP	2	2	2	2	2
FL006.0Y1W001CMP	1	1	1	1	1
FL006.0Y2W001CMP	-	-	-	-	-
FL006.0Y3W001CMP	1	1	1	1	1
SL035.0G1W001NORECC	3	3	3	2	2
SL035.0G1W001WRECC	798	799	798	797	798
SL065.0G1W001NORECC	33	32	32	33	34
SL065.0G1W001WRECC	466	460	463	460	468
SL065.0GEO001NORECC	13	13	13	13	13
SL065.0GEO001WRECC	78	77	75	75	74
SL095.0G1W001NORECC	116	113	142	146	148
SL095.0G1W001WRECC	277	278	285	279	282
SL095.0GEO001NORECC	6	6	5	5	5
SL095.0GEO001WRECC	15	12	14	13	13
CANCOUNT65-COMM	385	355	383	354	407
CANCOUNT-COMM	2,398	2,502	2,288	2,279	2,552
DIST4CAN-COMM	1	1	1	1	1
FL001.0YXX001TEMPC	5	1	4	1	4
FL001.5YXX001TEMPC	21	26	40	30	17
FL002.0YXX001TEMPC	119	108	91	65	61
FL003.0YXX001TEMPC	-	-	-	-	-
FL006.0YXX001TEMPC	-	-	2	-	-
RENT1.5TEMP-COMM	58	548	768	800	543
RENT1TEMP-COMM	12	32	80	92	96
RENT2TEMP-COMM	375	3,625	1,539	1,229	1,415
RENT3TEMP-COMM	-	-	-	-	-

TEXT IN RED BOX CONFIDENTIAL PER WAC 480-07-160

ie of Business

Service Code	Nov-23	Dec-23	Jan-24	Feb-24	Total
FL006.0Y4W001	3	4	4	4	39
FL006.0Y5W001	2	2	2	2	24
FL006.0YE0001	-	-	-	-	4
FL002.0Y1W001CMP	-	-	-	-	-
FL003.0Y2W001CMP	1	1	1	1	12
FL004.0Y1W001CMP	1	2	2	2	15
FL004.0Y2W001CMP	2	2	2	2	24
FL006.0Y1W001CMP	1	1	1	1	
FL006.0Y2W001CMP	-	-	-	-	-
FL006.0Y3W001CMP	1	1	1	1	12
SL035.0G1W001NORECC	2	2	2	1	28
SL035.0G1W001WRECC	798	798	788	796	9,531
SL065.0G1W001NORECC	35	34	34	35	404
SL065.0G1W001WRECC	462	463	465	462	5,572
SL065.0GEO001NORECC	14	14	14	14	159
SL065.0GEO001WRECC	74	75	75	73	910
SL095.0G1W001NORECC	151	151	149	148	1,636
SL095.0G1W001WRECC	278	280	284	280	3,401
SL095.0GEO001NORECC	4	4	4	4	58
SL095.0GEO001WRECC	13	13	12	12	159
CANCOUNT65-COMM	350	346	423	298	4,455
CANCOUNT-COMM	2,228	2,163	2,668	2,424	28,517
DIST4CAN-COMM	1	1	1	1	12
FL001.0YXX001TEMPC	4	2	5	3	41
FL001.5YXX001TEMPC	18	5	5	7	190
FL002.0YXX001TEMPC	42	45	39	48	897
FL003.0YXX001TEMPC	-	-	-	-	-
FL006.0YXX001TEMPC	2	-	-	-	5
RENT1.5TEMP-COMM	372	119	143	148	3,866
RENT1TEMP-COMM	102	43	66	34	701
RENT2TEMP-COMM	1,280	1,016	1,017	1,215	18,038
RENT3TEMP-COMM	-	-	-	-	-

TEXT IN RED BOX CONFIDENTIAL PER WAC 480-07-160

ie of Business

Service Code	Avg Customer Count	
	Quantity	Count
FL006.0Y4W001	3	
FL006.0Y5W001	2	
FL006.0YEO001	0	
FL002.0Y1W001CMP	-	
FL003.0Y2W001CMP	1	
FL004.0Y1W001CMP	1	
FL004.0Y2W001CMP	2	
FL006.0Y1W001CMP	1	
FL006.0Y2W001CMP	-	
FL006.0Y3W001CMP	1	
SL035.0G1W001NORECC	2	1
SL035.0G1W001WRECC	794	1
SL065.0G1W001NORECC	34	1
SL065.0G1W001WRECC	464	1
SL065.0GEO001NORECC	13	1
SL065.0GEO001WRECC	76	1
SL095.0G1W001NORECC	136	1
SL095.0G1W001WRECC	283	1
SL095.0GEO001NORECC	5	1
SL095.0GEO001WRECC	13	1
CANCOUNT65-COMM	371	86
CANCOUNT-COMM	2,376	549
DIST4CAN-COMM	1	
FL001.0YXX001TEMPC	3	
FL001.5YXX001TEMPC	16	
FL002.0YXX001TEMPC	75	
FL003.0YXX001TEMPC	-	
FL006.0YXX001TEMPC	0	
RENT1.5TEMP-COMM	322	11
RENT1TEMP-COMM	58	2
RENT2TEMP-COMM	1,503	50
RENT3TEMP-COMM	-	-

Cart		Container		Drop Box	
Quantity	Count	Quantity	Count	Quantity	Count

1	3
1	2
1	0
1	-
1	1
1	1
1	2
1	-
1	1
1	2
1	136
1	283
1	5
1	13
1	86
1	549
1	1
1	3
1	16
1	75
1	-
1	0

TEXT IN RED BOX CONFIDENTIAL PER WAC 480-07-160

ie of Business	Increase	Plug to
	Per LG	Balance
Garbage	0.42%	0.34%
Recycle	11.26%	-0.27%
Yard Waste	14.79%	-1.75%

Service Code	Dump Fee Rate	Tariff Increase		Annual Increase	New Tariff Rate
FL006.0Y4W001	\$ 1,723.46	\$ 13.12	507	\$ 1,736.58	
FL006.0Y5W001	\$ 2,145.89	\$ 16.33	392	\$ 2,162.23	
FL006.0YEO001	\$ 245.43	\$ 1.87	7	\$ 247.29	
FL002.0Y1W001CMP	\$ 509.03	\$ 3.87	-	\$ 512.91	
FL003.0Y2W001CMP	\$ 1,390.28	\$ 10.58	127	\$ 1,400.86	
FL004.0Y1W001CMP	\$ 915.10	\$ 6.96	104	\$ 922.07	
FL004.0Y2W001CMP	\$ 1,830.20	\$ 13.93	334	\$ 1,844.13	
FL006.0Y1W001CMP	\$ 1,255.96	\$ 9.56	115	\$ 1,265.52	
FL006.0Y2W001CMP	\$ 2,511.92	\$ 19.12	-	\$ 2,531.04	
FL006.0Y3W001CMP	\$ 3,767.88	\$ 28.67	344	\$ 3,796.55	
SL035.0G1W001NORECC	\$ 19.51	\$ 0.15	4	\$ 19.66	
SL035.0G1W001WRECC	\$ 19.51	\$ 0.15	1,415	\$ 19.66	
SL065.0G1W001NORECC	\$ 31.96	\$ 0.24	98	\$ 32.20	
SL065.0G1W001WRECC	\$ 31.96	\$ 0.24	1,355	\$ 32.20	
SL065.0GEO001NORECC	\$ 22.99	\$ 0.17	28	\$ 23.16	
SL065.0GEO001WRECC	\$ 22.99	\$ 0.17	159	\$ 23.16	
SL095.0G1W001NORECC	\$ 40.92	\$ 0.31	509	\$ 41.23	
SL095.0G1W001WRECC	\$ 40.92	\$ 0.31	1,059	\$ 41.23	
SL095.0GEO001NORECC	\$ 29.63	\$ 0.23	13	\$ 29.86	
SL095.0GEO001WRECC	\$ 29.63	\$ 0.23	36	\$ 29.86	
CANCOUNT65-COMM	\$ 7.38	\$ 0.06	250	\$ 7.44	
CANCOUNT-COMM	\$ 3.68	\$ 0.03	799	\$ 3.71	
DIST4CAN-COMM	\$ 63.04	\$ 0.48	6	\$ 63.52	
FL001.0YXX001TEMPC	\$ 25.65	\$ 0.20	8	\$ 25.85	
FL001.5YXX001TEMPC	\$ 34.31	\$ 0.26	50	\$ 34.57	
FL002.0YXX001TEMPC	\$ 41.92	\$ 0.32	286	\$ 42.24	
FL003.0YXX001TEMPC	\$ 58.96	\$ 0.45	-	\$ 59.41	
FL006.0YXX001TEMPC	\$ 105.76	\$ 0.80	4	\$ 106.56	
RENT1.5TEMP-COMM	\$ 0.56	\$ 0.00	16	\$ 0.56	
RENT1TEMP-COMM	\$ 0.51	\$ 0.00	3	\$ 0.51	
RENT2TEMP-COMM	\$ 0.66	\$ 0.01	91	\$ 0.67	
RENT3TEMP-COMM	\$ 0.73	\$ 0.01	-	\$ 0.74	

TEXT IN RED BOX CONFIDENTIAL PER WAC 480-07-160

ie of Business	Total %	Price Out	LG	Difference
	Change	Increase	Increase	
	0.76%	249,387	152,285	97,102.72
	10.99%	618,563	677,573	(59,010.16)
	13.04%	340,480	392,232	(51,752.33)

Service Code	Proposed Annual Revenue
FL006.0Y4W001	67,114
FL006.0Y5W001	51,893
FL006.0YEO001	969
FL002.0Y1W001CMP	-
FL003.0Y2W001CMP	16,810
FL004.0Y1W001CMP	13,831
FL004.0Y2W001CMP	44,259
FL006.0Y1W001CMP	15,186
FL006.0Y2W001CMP	-
FL006.0Y3W001CMP	45,559
SL035.0G1W001NORECC	546
SL035.0G1W001WRECC	187,357
SL065.0G1W001NORECC	13,013
SL065.0G1W001WRECC	179,417
SL065.0GEO001NORECC	3,677
SL065.0GEO001WRECC	21,074
SL095.0G1W001NORECC	67,448
SL095.0G1W001WRECC	140,222
SL095.0GEO001NORECC	1,741
SL095.0GEO001WRECC	4,734
CANCOUNT65-COMM	33,130
CANCOUNT-COMM	105,741
DIST4CAN-COMM	762
FL001.0YXX001TEMPC	1,060
FL001.5YXX001TEMPC	6,569
FL002.0YXX001TEMPC	37,888
FL003.0YXX001TEMPC	-
FL006.0YXX001TEMPC	533
RENT1.5TEMP-COMM	2,182
RENT1TEMP-COMM	360
RENT2TEMP-COMM	11,996
RENT3TEMP-COMM	-

TEXT IN RED BOX CONFIDENTIAL PER WAC 480-07-160

Pierce County Regulated
 Revenue Price Out by Service Level and Line of Business
 PIERCE UTC
 March 2023 - February 2024

UTC Code	Service Code	Service Code Description	LOB	GL Account
PIERCE UTCCommercialRENT6TEMP-COMM	RENT6TEMP-COMM	RENT 6 YD TEMP - COMM	Comm MSW	33000
PIERCE UTCCommercialBULKY-COMM	BULKY-COMM	BULKY ITEM PICK UP - COMM	Comm MSW Extra	33001
PIERCE UTCCommercialEXTRA-COMM	EXTRA-COMM	EXTRA CAN, BAG, BOX - COM	Comm MSW Extra	33001
PIERCE UTCCommercialEXTRAGWC-COMM	EXTRAGWC-COMM	EXTRA GREENWASTE FEE - CO	Comm MSW Extra	33001
PIERCE UTCCommercialEXTRAYDG-COM	EXTRAYDG-COM	EXTRA YARDAGE - COMM	Comm MSW Extra	33001
PIERCE UTCCommercialACCESS-COMM	ACCESS-COMM	ACCESS FEE - COMM	Comm MSW	33000
PIERCE UTCCommercialDISP-COMM	DISP-COMM	DISPOSAL FEE - COMM	Comm MSW	33000
PIERCE UTCCommercialDRIVEIN1-COMM	DRIVEIN1-COMM	DRIVE IN 125-250' - COMM	Comm MSW	33000
PIERCE UTCCommercialDRIVEIN3-COMM	DRIVEIN3-COMM	DRIVE IN 779-1306' - COMM	Comm MSW	33000
PIERCE UTCCommercialDRIVEIN5-COMM	DRIVEIN5-COMM	DRIVE IN 1835-2362' - COM	Comm MSW	33000
PIERCE UTCCommercialROLL-COMM	ROLL-COMM	ROLL OUT CHARGE - COMM	Comm MSW	33000
PIERCE UTCCommercialWI1-COMM	WI1-COMM	WALK IN 6-25' - COMM	Comm MSW	33000
PIERCE UTCCommercialWI2-COMM	WI2-COMM	WALK IN 26-50' - COMM	Comm MSW	33000
PIERCE UTCCommercialWI4-COMM	WI4-COMM	WALK IN 76-100' - COMM	Comm MSW	33000
PIERCE UTCCommercialCLEAN1.5-COMM	CLEAN1.5-COMM	CLEANING FEE 1.5 YD - COM	Comm MSW Extra	33001
PIERCE UTCCommercialCLEAN1-COMM	CLEAN1-COMM	CLEANING FEE 1 YD - COMM	Comm MSW Extra	33001
PIERCE UTCCommercialCLEAN2-COMM	CLEAN2-COMM	CLEANING FEE 2 YD - COMM	Comm MSW Extra	33001
PIERCE UTCCommercialCLEAN3-COMM	CLEAN3-COMM	CLEANING FEE 3 YD - COMM	Comm MSW Extra	33001
PIERCE UTCCommercialCLEAN6-COMM	CLEAN6-COMM	CLEANING FEE 6 YD - COMM	Comm MSW Extra	33001
PIERCE UTCCommercialDEL1.5TEMP-COMM	DEL1.5TEMP-COMM	DELIVERY FEE 1.5 YD TEMP	Comm MSW	33000
PIERCE UTCCommercialDEL1TEMP-COMM	DEL1TEMP-COMM	DELIVERY FEE 1 YD TEMP -	Comm MSW	33000
PIERCE UTCCommercialDEL2TEMP-COMM	DEL2TEMP-COMM	DELIVERY FEE 2 YD TEMP -	Comm MSW	33000
PIERCE UTCCommercialDEL3TEMP-COMM	DEL3TEMP-COMM	DELIVERY FEE 3 YD TEMP - COMM	Comm MSW	33000
PIERCE UTCCommercialDEL6TEMP-COMM	DEL6TEMP-COMM	DELIVERY FEE 6 YD TEMP -	Comm MSW	33000
PIERCE UTCCommercialREINSTATE-COMM	REINSTATE-COMM	REINSTATE FEE - COMM	Comm MSW Extra	33001
PIERCE UTCCommercialRTRNCART95-COMM	RTRNCART95-COMM	RETURN TRIP 95 GL - COMM	Comm MSW Extra	33001
PIERCE UTCCommercialRTRNTRIP-COMM	RTRNTRIP-COMM	RETURN TRIP FEE - COMM	Comm MSW Extra	33001
PIERCE UTCCommercialSP1.5-COMM	SP1.5-COMM	SPECIAL PICK UP 1.5 YD -	Comm MSW Extra	33001
PIERCE UTCCommercialSP1-COMM	SP1-COMM	SPECIAL PICK UP 1 YD - CO	Comm MSW Extra	33001
PIERCE UTCCommercialSP2CMP-COMM	SP2CMP-COMM	SPECIAL PICK UP 2 YD - CO	Comm MSW Extra	33001
PIERCE UTCCommercialSP2-COMM	SP2-COMM	SPECIAL PICK UP 2 YD - CO	Comm MSW Extra	33001
PIERCE UTCCommercialSP3-COMM	SP3-COMM	SPECIAL PICK UP 3 YD - CO	Comm MSW Extra	33001

TEXT IN RED BOX CONFIDENTIAL PER WAC 480-07-160

ie of Business

Service Code	Tariff Item	Tariff Rate		Mar-23	Apr-23	May-23
		Effective	3/1/2023			
RENT6TEMP-COMM	240	1.40	-	-	-	11.20
BULKY-COMM	120	34.47	-	206.33	137.89	-
EXTRA-COMM	245	3.60	-	561.60	500.40	414.00
EXTRAGWC-COMM	100	4.67	-	-	-	-
EXTRAYDG-COM	120	34.54	-	1,347.06	949.85	1,312.52
ACCESS-COMM	90	5.07	-	3,509.05	3,532.87	3,583.98
DISP-COMM	230	171.23	-	623.28	542.80	409.24
DRIVEIN1-COMM	80	7.40	-	802.47	815.42	801.73
DRIVEIN3-COMM	80	10.44	-	20.88	20.88	20.88
DRIVEIN5-COMM	80	13.47	-	3.36	13.47	13.47
ROLL-COMM	205	17.54	-	366.67	366.67	401.62
WI1-COMM	80	2.21	-	25.97	25.97	25.97
WI2-COMM	80	3.64	-	3.64	3.64	3.64
WI4-COMM	80	6.50	-	6.50	6.50	(88.27)
CLEAN1.5-COMM	210	20.22	-	40.12	40.12	40.12
CLEAN1-COMM	210	20.22	-	20.06	-	40.12
CLEAN2-COMM	210	20.22	-	561.68	421.26	682.04
CLEAN3-COMM	210	20.22	-	-	-	-
CLEAN6-COMM	210	30.36	-	-	-	182.14
DEL1.5TEMP-COMM	240	24.18	-	48.36	24.18	145.08
DEL1TEMP-COMM	240	24.18	-	24.18	24.18	24.18
DEL2TEMP-COMM	240	24.18	-	894.66	773.76	967.20
DEL3TEMP-COMM	240	24.18	-	-	-	-
DEL6TEMP-COMM	240	45.53	-	-	-	45.53
REINSTATE-COMM	51	13.46	-	148.06	242.28	134.60
RTRNCART95-COMM	70	10.12	-	-	-	-
RTRNTRIP-COMM	70	17.88	-	107.28	53.64	143.04
SP1.5-COMM	240	76.39	-	76.39	152.78	152.78
SP1-COMM	240	68.46	-	342.30	616.14	136.92
SP2CMP-COMM	255	114.42	-	-	-	-
SP2-COMM	240	85.46	-	341.20	427.30	427.30
SP3-COMM	240	99.17	-	99.17	99.17	297.51

TEXT IN RED BOX CONFIDENTIAL PER WAC 480-07-160

ie of Business

Service Code	Jun-23	Jul-23	Aug-23	Sep-23	Oct-23
RENT6TEMP-COMM	-	57.40	43.40	42.00	44.80
BULKY-COMM	85.80	86.18	68.94	171.60	103.41
EXTRA-COMM	748.80	604.80	1,173.60	1,058.40	622.80
EXTRAGWC-COMM	-	-	-	-	-
EXTRAYDG-COM	1,770.18	3,212.22	3,661.25	2,573.23	3,565.26
ACCESS-COMM	3,567.37	3,531.57	3,584.72	3,657.88	3,678.62
DISP-COMM	835.60	684.92	361.30	351.02	816.76
DRIVEIN1-COMM	811.72	816.14	875.50	829.85	852.79
DRIVEIN3-COMM	20.88	20.88	20.88	20.88	20.88
DRIVEIN5-COMM	13.47	13.47	13.47	13.47	13.47
ROLL-COMM	384.21	332.72	347.52	359.03	350.26
WI1-COMM	28.18	28.18	28.18	28.18	28.18
WI2-COMM	3.64	3.64	3.64	3.64	3.64
WI4-COMM	-	-	-	-	-
CLEAN1.5-COMM	60.18	140.42	140.42	200.60	140.42
CLEAN1-COMM	20.06	-	-	-	20.06
CLEAN2-COMM	501.50	702.10	601.80	320.96	401.20
CLEAN3-COMM	-	-	-	-	-
CLEAN6-COMM	-	-	-	-	30.36
DEL1.5TEMP-COMM	217.62	96.72	677.04	48.36	48.36
DEL1TEMP-COMM	24.18	24.18	48.36	24.18	24.18
DEL2TEMP-COMM	652.86	797.94	459.42	314.34	507.78
DEL3TEMP-COMM	-	-	-	-	-
DEL6TEMP-COMM	45.53	-	-	-	45.53
REINSTATE-COMM	121.14	161.52	349.96	161.52	174.98
RTRNCART95-COMM	-	10.12	-	80.96	-
RTRNTRIP-COMM	17.88	53.64	71.52	35.76	-
SP1.5-COMM	152.78	-	-	152.78	-
SP1-COMM	205.38	205.38	410.76	205.38	616.14
SP2CMP-COMM	-	-	-	-	-
SP2-COMM	341.84	341.84	341.84	598.22	170.92
SP3-COMM	99.17	396.68	198.34	69.11	99.17

TEXT IN RED BOX CONFIDENTIAL PER WAC 480-07-160

ie of Business

Service Code	Nov-23	Dec-23	Jan-24	Feb-24
RENT6TEMP-COMM	43.40	-	-	-
BULKY-COMM	157.08	93.07	51.71	-
EXTRA-COMM	864.00	666.00	619.20	151.20
EXTRAGWC-COMM	-	-	-	-
EXTRAYDG-COM	1,942.88	3,419.46	2,279.64	4,041.19
ACCESS-COMM	3,668.79	3,696.42	3,723.84	3,729.75
DISP-COMM	609.58	398.97	359.58	861.28
DRIVEIN1-COMM	846.87	849.09	848.59	847.33
DRIVEIN3-COMM	20.88	20.88	20.88	18.27
DRIVEIN5-COMM	13.47	13.47	13.47	13.47
ROLL-COMM	350.26	315.18	315.18	350.26
WI1-COMM	30.39	28.18	28.42	34.87
WI2-COMM	3.64	3.64	3.64	3.64
WI4-COMM	-	-	-	-
CLEAN1.5-COMM	160.48	40.12	-	60.18
CLEAN1-COMM	20.06	20.06	80.24	20.06
CLEAN2-COMM	280.84	421.26	260.78	320.96
CLEAN3-COMM	-	-	-	-
CLEAN6-COMM	60.72	75.89	-	-
DEL1.5TEMP-COMM	48.36	24.18	72.54	72.54
DEL1TEMP-COMM	24.18	-	72.54	72.54
DEL2TEMP-COMM	338.52	362.70	459.42	507.78
DEL3TEMP-COMM	-	-	-	-
DEL6TEMP-COMM	-	-	-	-
REINSTATE-COMM	121.14	174.98	121.14	201.90
RTRNCART95-COMM	20.24	-	-	-
RTRNTRIP-COMM	125.16	-	35.76	17.88
SP1.5-COMM	152.78	152.78	-	76.39
SP1-COMM	68.46	68.46	136.92	-
SP2CMP-COMM	-	-	-	-
SP2-COMM	1,025.52	598.22	170.92	341.84
SP3-COMM	396.68	99.17	99.17	-

TEXT IN RED BOX CONFIDENTIAL PER WAC 480-07-160

ie of Business

Service Code	Revenue		Mar-23	Apr-23	May-23
RENT6TEMP-COMM	242.20	x	-	-	8
BULKY-COMM	1,162.01		6	4	-
EXTRA-COMM	7,984.80		156	139	115
EXTRAGWC-COMM	-	x	-	-	-
EXTRAYDG-COM	30,074.74		39	28	38
ACCESS-COMM	43,464.86	x	692	697	707
DISP-COMM	6,854.33	x	4	3	2
DRIVEIN1-COMM	9,997.50	x	108	110	108
DRIVEIN3-COMM	247.95	x	2	2	2
DRIVEIN5-COMM	151.53	x	0	1	1
ROLL-COMM	4,239.58	x	21	21	23
WI1-COMM	340.67	x	12	12	12
WI2-COMM	43.68	x	1	1	1
WI4-COMM	(75.27)	x	1	1	(14)
CLEAN1.5-COMM	1,063.18	x	2	2	2
CLEAN1-COMM	240.72	x	1	-	2
CLEAN2-COMM	5,476.38	x	28	21	34
CLEAN3-COMM	-	x	-	-	-
CLEAN6-COMM	349.11	x	-	-	6
DEL1.5TEMP-COMM	1,523.34	x	2	1	6
DEL1TEMP-COMM	386.88	x	1	1	1
DEL2TEMP-COMM	7,036.38	x	37	32	40
DEL3TEMP-COMM	-	x	-	-	-
DEL6TEMP-COMM	136.59	x	-	-	1
REINSTATE-COMM	2,113.22	x	11	18	10
RTRNCART95-COMM	111.32	x	-	-	-
RTRNTRIP-COMM	661.56	x	6	3	8
SP1.5-COMM	1,069.46		1	2	2
SP1-COMM	3,012.24		5	9	2
SP2CMP-COMM	-		-	-	-
SP2-COMM	5,126.96		4	5	5
SP3-COMM	1,953.34		1	1	3

TEXT IN RED BOX CONFIDENTIAL PER WAC 480-07-160

ie of Business

Service Code	Jun-23	Jul-23	Aug-23	Sep-23	Oct-23
RENT6TEMP-COMM	-	41	31	30	32
BULKY-COMM	2	3	2	5	3
EXTRA-COMM	208	168	326	294	173
EXTRAGWC-COMM	-	-	-	-	-
EXTRAYDG-COM	51	93	106	75	103
ACCESS-COMM	704	697	707	721	726
DISP-COMM	5	4	2	2	5
DRIVEIN1-COMM	110	110	118	112	115
DRIVEIN3-COMM	2	2	2	2	2
DRIVEIN5-COMM	1	1	1	1	1
ROLL-COMM	22	19	20	20	20
WI1-COMM	13	13	13	13	13
WI2-COMM	1	1	1	1	1
WI4-COMM	-	-	-	-	-
CLEAN1.5-COMM	3	7	7	10	7
CLEAN1-COMM	1	-	-	-	1
CLEAN2-COMM	25	35	30	16	20
CLEAN3-COMM	-	-	-	-	-
CLEAN6-COMM	-	-	-	-	1
DEL1.5TEMP-COMM	9	4	28	2	2
DEL1TEMP-COMM	1	1	2	1	1
DEL2TEMP-COMM	27	33	19	13	21
DEL3TEMP-COMM	-	-	-	-	-
DEL6TEMP-COMM	1	-	-	-	1
REINSTATE-COMM	9	12	26	12	13
RTRNCART95-COMM	-	1	-	8	-
RTRNTRIP-COMM	1	3	4	2	-
SP1.5-COMM	2	-	-	2	-
SP1-COMM	3	3	6	3	9
SP2CMP-COMM	-	-	-	-	-
SP2-COMM	4	4	4	7	2
SP3-COMM	1	4	2	1	1

TEXT IN RED BOX CONFIDENTIAL PER WAC 480-07-160

ie of Business

Service Code	Nov-23	Dec-23	Jan-24	Feb-24	Total
RENT6TEMP-COMM	31	-	-	-	173
BULKY-COMM	5	3	2	-	34
EXTRA-COMM	240	185	172	42	2,218
EXTRAGWC-COMM	-	-	-	-	-
EXTRAYDG-COM	56	99	66	117	871
ACCESS-COMM	724	729	734	736	8,573
DISP-COMM	4	2	2	5	40
DRIVEIN1-COMM	114	115	115	115	1,351
DRIVEIN3-COMM	2	2	2	2	24
DRIVEIN5-COMM	1	1	1	1	11
ROLL-COMM	20	18	18	20	242
WI1-COMM	14	13	13	16	154
WI2-COMM	1	1	1	1	12
WI4-COMM	-	-	-	-	(12)
CLEAN1.5-COMM	8	2	-	3	53
CLEAN1-COMM	1	1	4	1	12
CLEAN2-COMM	14	21	13	16	271
CLEAN3-COMM	-	-	-	-	-
CLEAN6-COMM	2	2	-	-	11
DEL1.5TEMP-COMM	2	1	3	3	63
DEL1TEMP-COMM	1	-	3	3	16
DEL2TEMP-COMM	14	15	19	21	291
DEL3TEMP-COMM	-	-	-	-	-
DEL6TEMP-COMM	-	-	-	-	3
REINSTATE-COMM	9	13	9	15	157
RTRNCART95-COMM	2	-	-	-	11
RTRNTRIP-COMM	7	-	2	1	37
SP1.5-COMM	2	2	-	1	14
SP1-COMM	1	1	2	-	44
SP2CMP-COMM	-	-	-	-	-
SP2-COMM	12	7	2	4	60
SP3-COMM	4	1	1	-	20

TEXT IN RED BOX CONFIDENTIAL PER WAC 480-07-160

ie of Business

Service Code

Avg Customer Count

RENT6TEMP-COMM	14
BULKY-COMM	3
EXTRA-COMM	185
EXTRAGWC-COMM	-
EXTRAYDG-COM	73
ACCESS-COMM	714
DISP-COMM	3
DRIVEIN1-COMM	113
DRIVEIN3-COMM	2
DRIVEIN5-COMM	1
ROLL-COMM	20
WI1-COMM	13
WI2-COMM	1
WI4-COMM	(1)
CLEAN1.5-COMM	4
CLEAN1-COMM	1
CLEAN2-COMM	23
CLEAN3-COMM	-
CLEAN6-COMM	1
DEL1.5TEMP-COMM	5
DEL1TEMP-COMM	1
DEL2TEMP-COMM	24
DEL3TEMP-COMM	-
DEL6TEMP-COMM	0
REINSTATE-COMM	13
RTRNCART95-COMM	1
RTRNTRIP-COMM	3
SP1.5-COMM	1
SP1-COMM	4
SP2CMP-COMM	-
SP2-COMM	5
SP3-COMM	2

0

Cart		Container		Drop Box	
Quantity	Count	Quantity	Count	Quantity	Count

TEXT IN RED BOX CONFIDENTIAL PER WAC 480-07-160

ie of Business	Increase	Plug to
	Per LG	Balance
Garbage	0.42%	0.34%
Recycle	11.26%	-0.27%
Yard Waste	14.79%	-1.75%

Service Code	Dump Fee Rate	Tariff Increase			New Tariff Rate
		Tariff Increase	Annual Increase		
RENT6TEMP-COMM	\$ 1.40	\$ 0.01	2	\$ 1.41	
BULKY-COMM	\$ 34.66	\$ 0.26	9	\$ 34.92	
EXTRA-COMM	\$ 4.71	\$ 0.04	80	\$ 4.75	
EXTRAGWC-COMM	\$ 4.67	\$ 0.61	\$ -	\$ 5.28	
EXTRAYDG-COM	\$ 34.73	\$ 0.26	230	\$ 34.99	
ACCESS-COMM	\$ 5.07	\$ 0.04	331	\$ 5.11	
DISP-COMM	\$ 174.84	\$ 1.33	53	\$ 176.17	
DRIVEIN1-COMM	\$ 7.40	\$ 0.06	76	\$ 7.46	
DRIVEIN3-COMM	\$ 10.44	\$ 0.08	2	\$ 10.52	
DRIVEIN5-COMM	\$ 13.47	\$ 0.10	1	\$ 13.57	
ROLL-COMM	\$ 17.54	\$ 0.13	32	\$ 17.67	
WI1-COMM	\$ 2.21	\$ 0.02	3	\$ 2.23	
WI2-COMM	\$ 3.64	\$ 0.03	0	\$ 3.67	
WI4-COMM	\$ 6.50	\$ 0.05	(1)	\$ 6.55	
CLEAN1.5-COMM	\$ 20.22	\$ 0.15	8	\$ 20.37	
CLEAN1-COMM	\$ 20.22	\$ 0.15	2	\$ 20.37	
CLEAN2-COMM	\$ 20.22	\$ 0.15	42	\$ 20.37	
CLEAN3-COMM	\$ 20.22	\$ 0.15	-	\$ 20.37	
CLEAN6-COMM	\$ 30.36	\$ 0.23	3	\$ 30.59	
DEL1.5TEMP-COMM	\$ 24.18	\$ 0.18	12	\$ 24.36	
DEL1TEMP-COMM	\$ 24.18	\$ 0.18	3	\$ 24.36	
DEL2TEMP-COMM	\$ 24.18	\$ 0.18	54	\$ 24.36	
DEL3TEMP-COMM	\$ 24.18	\$ 0.18	-	\$ 24.36	
DEL6TEMP-COMM	\$ 45.53	\$ 0.35	1	\$ 45.88	
REINSTATE-COMM	\$ 13.46	\$ 0.10	16	\$ 13.56	
RTRNCART95-COMM	\$ 10.12	\$ 0.08	1	\$ 10.20	
RTRNTRIP-COMM	\$ 17.88	\$ 0.14	5	\$ 18.02	
SP1.5-COMM	\$ 76.76	\$ 0.58	8	\$ 77.34	
SP1-COMM	\$ 68.72	\$ 0.52	23	\$ 69.24	
SP2CMP-COMM	\$ 85.94	\$ 0.65	-	\$ 86.59	
SP2-COMM	\$ 85.94	\$ 0.65	39	\$ 86.59	
SP3-COMM	\$ 99.88	\$ 0.76	15	\$ 100.64	

TEXT IN RED BOX CONFIDENTIAL PER WAC 480-07-160

ie of Business	Total %	Price Out	LG	Difference
	Change	Increase	Increase	
	0.76%	249,387	152,285	97,102.72
	10.99%	618,563	677,573	(59,010.16)
	13.04%	340,480	392,232	(51,752.33)

Service Code	Proposed Annual Revenue
RENT6TEMP-COMM	244
BULKY-COMM	1,177
EXTRA-COMM	10,528
EXTRAGWC-COMM	\$ -
EXTRAYDG-COM	30,470
ACCESS-COMM	43,796
DISP-COMM	7,052
DRIVEIN1-COMM	10,074
DRIVEIN3-COMM	250
DRIVEIN5-COMM	153
ROLL-COMM	4,272
WI1-COMM	343
WI2-COMM	44
WI4-COMM	(76)
CLEAN1.5-COMM	1,071
CLEAN1-COMM	243
CLEAN2-COMM	5,518
CLEAN3-COMM	-
CLEAN6-COMM	352
DEL1.5TEMP-COMM	1,535
DEL1TEMP-COMM	390
DEL2TEMP-COMM	7,090
DEL3TEMP-COMM	-
DEL6TEMP-COMM	138
REINSTATE-COMM	2,129
RTRNCART95-COMM	112
RTRNTRIP-COMM	667
SP1.5-COMM	1,083
SP1-COMM	3,047
SP2CMP-COMM	-
SP2-COMM	5,195
SP3-COMM	1,982

TEXT IN RED BOX CONFIDENTIAL PER WAC 480-07-160

Pierce County Regulated
 Revenue Price Out by Service Level and Line of Business
 PIERCE UTC
 March 2023 - February 2024

UTC Code	Service Code	Service Code Description	LOB	GL Account
PIERCE UTCCommercialSP4-COMM	SP4-COMM	SPECIAL PICK UP 4 YD - CO	Comm MSW Extra	33001
PIERCE UTCCommercialSP6-COMM	SP6-COMM	SPECIAL PICK UP 6 YD - CO	Comm MSW Extra	33001
PIERCE UTCCommercialSP4CMP-COMM	SP4CMP-COMM	SPECIAL PICK UP 6 YD - CO	Comm MSW Extra	33001
PIERCE UTCCommercialSP6CMP-COMM	SP6CMP-COMM	SPECIAL PICK UP 6 YD - CO	Comm MSW Extra	33001
PIERCE UTCCommercialTIME-COMM	TIME-COMM	TIME FEE 1 - COMM	Comm MSW Extra	33001
PIERCE UTCCommercialREDEL-COMM	REDEL-COMM	REDELIVER FEE LVL 1 - COM	Comm MSW	33000
PIERCE UTCCommercialRTRNCART35-COMI	RTRNCART35-COMM	RETURN TRIP FEE 35 GL - COMM	Comm MSW	33000
PIERCE UTCCommercialADJ-COMM	ADJ-COMM	COMM ADJUSTMENT	Comm MSW	33000
PIERCE UTCCommercialOFOWCONT-COMM	OFOWCONT-COMM	OVERFILL / OVERWEIGHT CAN		
PIERCE UTCCOMMERCIALDRIVEIN2-COMM	DRIVEIN2-COMM	DRIVE IN 251-778' - COMM		
PIERCE UTCCOMMERCIALDRIVEIN-COMM	DRIVEIN-COMM	#N/A		
PIERCE UTCCOMMERCIALEXDC5YD	EXDC5YD	#N/A		
PIERCE UTCCOMMERCIALEXTRAGRAD1-CO	EXTRAGRAD1-COMM	EXTRAS GRADUATED 1-2 - COMM		
PIERCE UTCCOMMERCIALLCKC	LCKC	LOCK CHARGE - COMM		
PIERCE UTCCOMMERCIALRTRNCART65-COI	RTRNCART65-COMM	RETURN TRIP 65 GL - COMM		
PIERCE UTCCOMMERCIALRTRNTRIP2-COMI	RTRNTRIP2-COMM	#N/A		
PIERCE UTCCOMMERCIALSPGRAD1-COMM	SPGRAD1-COMM	SPECIAL PICKUP GRADUATED 1 - COMM		
PIERCE UTCCOMMERCIALSPGRAD1S-COMM	SPGRAD1S-COMM	SPECIAL UNIT GRAD1 SCHL - COMM		
PIERCE UTCCOMMERCIALSPGRAD2-COMM	SPGRAD2-COMM	SPECIAL PICKUP GRADUATED 2 - COMM		
PIERCE UTCSURCUNIV PLACE SURCHARGE	SURCHARGE	#N/A		
TOTAL COMMERCIAL GARBAGE				
MULTI-FAMILY RECYCLING				
PIERCE UTCCommercial RecycleMFBINS	MFBINS	MULTI-FAMILY NO BINS	Comm MSW	33000
PIERCE UTCCommercial RecycleMFWBINS	MFWBINS	MULTI-FAMILY RECYCLE WITH BINS	Comm Recycling	33020
TOTAL MULTI-FAMILY RECYCLING				

TEXT IN RED BOX CONFIDENTIAL PER WAC 480-07-160

ie of Business

Service Code	Tariff Item	Tariff Rate		Mar-23	Apr-23	May-23
		Effective	3/1/2023			
SP4-COMM	240	114.73	-	229.46	688.38	344.19
SP6-COMM	240	136.78	-	1,229.36	410.34	2,051.70
SP4CMP-COMM	255	208.60	-	-	-	-
SP6CMP-COMM	255	286.29	-	-	-	286.29
TIME-COMM	160	112.83	-	1,466.80	1,466.80	1,579.64
REDEL-COMM	52	19.65	-	58.95	-	-
RTRNCART35-COMM	70	6.76	-	-	-	-
ADJ-COMM		-	-	-	-	-
OFOWCONT-COMM	55	-	-	983.98	967.44	917.40
DRIVEIN2-COMM	80	8.92	(8.92)	8.92	8.92	26.76
DRIVEIN-COMM		-	-	-	(1.48)	-
EXDC5YD		-	-	-	114.73	-
EXTRAGRAD1-COMM		-	-	-	-	-
LCKC		-	(40.00)	40.00	30.00	78.26
RTRNCART65-COMM	17	7.88	-	-	-	-
RTRNTRIP2-COMM		-	(17.88)	17.88	-	-
SPGRAD1-COMM		-	-	-	-	85.46
SPGRAD1S-COMM		-	-	-	-	-
SPGRAD2-COMM		-	-	-	-	-
SURCHARGE		-	(1.18)	1.18	1.18	0.93
	300			805,839.51	806,376.00	813,723.29
	23					
MULTI-FAMILY RECYCLING						
MFNBINS	105	3.67		4,295.43	4,216.87	4,638.91
MFWBINS	105	2.55		26,680.87	26,646.23	26,401.99
				30,976.30	30,863.10	31,040.90

TEXT IN RED BOX CONFIDENTIAL PER WAC 480-07-160

ie of Business

Service Code	Jun-23	Jul-23	Aug-23	Sep-23	Oct-23
SP4-COMM	229.46	458.92	458.92	458.92	458.92
SP6-COMM	1,094.24	1,641.36	2,598.82	820.68	273.56
SP4CMP-COMM	-	-	208.60	-	208.60
SP6CMP-COMM	-	-	-	-	-
TIME-COMM	2,200.20	2,454.14	1,456.59	789.82	1,495.01
REDEL-COMM	-	-	39.30	58.95	39.30
RTRNCART35-COMM	6.76	-	6.76	-	-
ADJ-COMM	-	-	-	-	-
OFOWCONT-COMM	884.04	1,034.16	1,142.58	1,617.96	1,526.22
DRIVEIN2-COMM	-	-	17.84	8.92	-
DRIVEIN-COMM	-	-	-	-	-
EXDC5YD	-	-	-	-	-
EXTRAGRAD1-COMM	-	-	-	-	20.42
LCKC	55.90	-	11.18	22.36	11.18
RTRNCART65-COMM	-	7.88	7.88	-	-
RTRNTRIP2-COMM	17.88	-	-	-	-
SPGRAD1-COMM	1,194.00	-	-	-	-
SPGRAD1S-COMM	197.40	-	-	-	138.18
SPGRAD2-COMM	85.46	-	-	-	-
SURCHARGE	0.93	0.93	0.93	-	0.52
	813,054.53	795,770.14	809,007.10	816,347.10	819,948.15
MULTI-FAMILY RECYCLING					
MFNBINS	4,920.81	4,920.81	4,920.81	4,920.81	4,924.49
MFWBINS	26,207.05	26,193.25	26,470.57	26,627.19	26,638.57
	31,127.86	31,114.06	31,391.38	31,548.00	31,563.06

TEXT IN RED BOX CONFIDENTIAL PER WAC 480-07-160

ie of Business

Service Code	Nov-23	Dec-23	Jan-24	Feb-24
SP4-COMM	1,032.57	-	344.19	229.46
SP6-COMM	957.46	1,504.58	410.34	-
SP4CMP-COMM	417.20	208.60	208.60	208.60
SP6CMP-COMM	-	-	-	-
TIME-COMM	2,200.20	733.40	761.61	2,200.20
REDEL-COMM	19.65	19.65	-	58.95
RTRNCART35-COMM	6.76	-	6.76	6.76
ADJ-COMM	-	1,347.09	-	-
OFOWCONT-COMM	1,384.44	1,184.28	1,309.38	1,234.32
DRIVEIN2-COMM	8.92	-	-	-
DRIVEIN-COMM	-	-	-	-
EXDC5YD	-	-	-	-
EXTRAGRAD1-COMM	-	-	-	-
LCKC	33.54	22.36	111.80	44.72
RTRNCART65-COMM	-	-	-	-
RTRNTRIP2-COMM	-	-	-	-
SPGRAD1-COMM	-	-	-	-
SPGRAD1S-COMM	-	-	-	-
SPGRAD2-COMM	-	-	-	-
SURCHARGE	1.04	0.52	-	-
	815,583.35	815,991.84	813,542.83	815,372.64
MULTI-FAMILY RECYCLING				
MFNBINS	4,928.15	4,928.15	4,928.15	4,928.15
MFWBINS	26,486.07	26,618.45	26,610.33	26,595.24
	31,414.22	31,546.60	31,538.48	31,523.39

TEXT IN RED BOX CONFIDENTIAL PER WAC 480-07-160

ie of Business

Service Code	Revenue		Mar-23	Apr-23	May-23
SP4-COMM	4,933.39	1	2	6	3
SP6-COMM	12,992.44	1	9	3	15
SP4CMP-COMM	1,460.20	1	-	-	-
SP6CMP-COMM	286.29	1	-	-	1
TIME-COMM	18,804.41		13	13	14
REDEL-COMM	294.75		3	-	-
RTRNCART35-COMM	33.80		-	-	-
ADJ-COMM	1,347.09		-	-	-
OFOWCONT-COMM	14,186.20	1			
DRIVEIN2-COMM	80.28				
DRIVEIN-COMM	(1.48)				
EXDC5YD	114.73				
EXTRAGRAD1-COMM	20.42				
LCKC	461.30				
RTRNCART65-COMM	15.76				
RTRNTRIP2-COMM	35.76				
SPGRAD1-COMM	1,279.46				
SPGRAD1S-COMM	335.58				
SPGRAD2-COMM	85.46				
SURCHARGE	8.14				
	<u>9,740,556.45</u>		<u>4,664</u>	<u>4,661</u>	<u>4,668</u>
		\$ 9,786,452			
		93,610.09			
MULTI-FAMILY RECYCLING					
MFNBINS	57,471.54		1,170	1,149	1,264
MFWBINS	318,175.81		10,463	10,450	10,354
	<u>375,647.35</u>		<u>11,633.50</u>	<u>11,598.51</u>	<u>11,617.73</u>

TEXT IN RED BOX CONFIDENTIAL PER WAC 480-07-160

ie of Business

Service Code	Jun-23	Jul-23	Aug-23	Sep-23	Oct-23
SP4-COMM	2	4	4	4	4
SP6-COMM	8	12	19	6	2
SP4CMP-COMM	-	-	1	-	1
SP6CMP-COMM	-	-	-	-	-
TIME-COMM	20	22	13	7	13
REDEL-COMM	-	-	2	3	2
RTRNCART35-COMM	1	-	1	-	-
ADJ-COMM	-	-	-	-	-
OFOWCONT-COMM					
DRIVEIN2-COMM					
DRIVEIN-COMM					
EXDC5YD					
EXTRAGRAD1-COMM					
LCKC					
RTRNCART65-COMM					
RTRNTRIP2-COMM					
SPGRAD1-COMM					
SPGRAD1S-COMM					
SPGRAD2-COMM					
SURCHARGE					
	4,658	4,627	4,691	4,699	4,705
		#REF!			
MULTI-FAMILY RECYCLING					
MFNBINS	1,341	1,341	1,341	1,341	1,342
MFWBINS	10,277	10,272	10,381	10,442	10,446
	11,618.09	11,612.68	11,721.44	11,782.86	11,788.32

TEXT IN RED BOX CONFIDENTIAL PER WAC 480-07-160

ie of Business

Service Code	Nov-23	Dec-23	Jan-24	Feb-24	Total
SP4-COMM	9	-	3	2	43
SP6-COMM	7	11	3	-	95
SP4CMP-COMM	2	1	1	1	7
SP6CMP-COMM	-	-	-	-	1
TIME-COMM	20	7	7	20	167
REDEL-COMM	1	1	-	3	15
RTRNCART35-COMM	1	-	1	1	5
ADJ-COMM	-	-	-	-	-
OFOWCONT-COMM					
DRIVEIN2-COMM					
DRIVEIN-COMM					
EXDC5YD					
EXTRAGRAD1-COMM					
LCKC					
RTRNCART65-COMM					
RTRNTRIP2-COMM					
SPGRAD1-COMM					
SPGRAD1S-COMM					
SPGRAD2-COMM					
SURCHARGE					
	4,686	4,699	4,679	4,675	57,232
MULTI-FAMILY RECYCLING					
MFNBINS	1,343	1,343	1,343	1,343	15,660
MFWBINS	10,387	10,439	10,435	10,430	124,775
	11,729.51	11,781.43	11,778.24	11,772.33	140,434.65

TEXT IN RED BOX CONFIDENTIAL PER WAC 480-07-160

ie of Business

Service Code	Avg Customer Count	
SP4-COMM	4	
SP6-COMM	8	
SP4CMP-COMM	1	
SP6CMP-COMM	0	
TIME-COMM	14	
REDEL-COMM	1	
RTRNCART35-COMM	0	
ADJ-COMM	-	
OFOWCONT-COMM	-	
DRIVEIN2-COMM		
DRIVEIN-COMM		
EXDC5YD		
EXTRAGRAD1-COMM		
LCKC		
RTRNCART65-COMM		
RTRNTRIP2-COMM		
SPGRAD1-COMM		
SPGRAD1S-COMM		
SPGRAD2-COMM		
SURCHARGE		
<hr/>		
	5,406	
	2,457 Cans	
MULTI-FAMILY RECYCLING	2,917 Containers	
MFNBINS	1,231	
MFWBINS	10,386 Is this CPA???	1 10,386
<hr/>		
	11,617	
<hr/>		

Cart		Container		Drop Box	
Quantity	Count	Quantity	Count	Quantity	Count

<hr/>	<hr/>	<hr/>	<hr/>
1,821	2,948	-	
<hr/>	<hr/>	<hr/>	<hr/>
10,386	-	-	
<hr/>	<hr/>	<hr/>	<hr/>

TEXT IN RED BOX CONFIDENTIAL PER WAC 480-07-160

ie of Business	Increase	Plug to
	Per LG	Balance
Garbage	0.42%	0.34%
Recycle	11.26%	-0.27%
Yard Waste	14.79%	-1.75%

Service Code	Dump Fee Rate	Tariff Increase			New Tariff Rate
		Tariff Increase	Annual Increase		
SP4-COMM	\$ 115.65	\$ 0.88	38	\$ 116.53	
SP6-COMM	\$ 138.03	\$ 1.05	100	\$ 139.08	
SP4CMP-COMM	\$ 138.03	\$ 1.05	7	\$ 139.08	
SP6CMP-COMM	\$ 138.03	\$ 1.05	1	\$ 139.08	
TIME-COMM	\$ 112.83	\$ 0.86	143	\$ 113.69	
REDEL-COMM	\$ 19.65	\$ 0.15	2	\$ 19.80	
RTRNCART35-COMM	\$ 6.76	\$ 0.05	0	\$ 6.81	
ADJ-COMM	\$ -	\$ -	-	\$ -	
OFOWCONT-COMM	\$ 8.39	\$ 0.06	-	\$ 8.45	
DRIVEIN2-COMM	\$ 8.92	\$ 0.07	-	\$ 8.99	
DRIVEIN-COMM	\$ -	\$ -	-	\$ -	
EXDC5YD	\$ -	\$ -	-	\$ -	
EXTRAGRAD1-COMM	\$ -	\$ -	-	\$ -	
LCKC	\$ -	\$ -	-	\$ -	
RTRNCART65-COMM	\$ 7.88	\$ 0.06	-	\$ 7.94	
RTRNTRIP2-COMM	\$ -	\$ -	-	\$ -	
SPGRAD1-COMM	\$ -	\$ -	-	\$ -	
SPGRAD1S-COMM	\$ -	\$ -	-	\$ -	
SPGRAD2-COMM	\$ -	\$ -	-	\$ -	
SURCHARGE					
		231.48	74,839.50	30,572.98	
MULTI-FAMILY RECYCLING					
MFNBINS	\$ 4.20	\$ 0.46	7,229	\$ 4.66	
MFWBINS	\$ 2.69	\$ 0.30	\$ 36,848.72	\$ 2.99	
		44,077.76			

TEXT IN RED BOX CONFIDENTIAL PER WAC 480-07-160

ie of Business	Total % Change	Price Out Increase	LG Increase	Difference
	0.76%	249,387	152,285	97,102.72
	10.99%	618,563	677,573	(59,010.16)
	13.04%	340,480	392,232	(51,752.33)

Service Code	Proposed Annual Revenue			
SP4-COMM	5,011			
SP6-COMM	13,211			
SP4CMP-COMM	974			
SP6CMP-COMM	139			
TIME-COMM	18,948			
REDEL-COMM	297			
RTRNCART35-COMM	34			
ADJ-COMM	1,347			
OFOWCONT-COMM	14,186			
DRIVEIN2-COMM	80			
DRIVEIN-COMM	(1)			
EXDC5YD	115			
EXTRAGRAD1-COMM	20			
LCKC	461			
RTRNCART65-COMM	16			
RTRNTRIP2-COMM	36			
SPGRAD1-COMM	1,279			
SPGRAD1S-COMM	336			
SPGRAD2-COMM	85			
SURCHARGE	8.14			
	<u>9,926,692.19</u>	186,136		
MULTI-FAMILY RECYCLING				
MFNBINS	73,000	27.02%	65,771.24	7,229.05
MFWBINS	\$ 372,105.44			10.99%
	<u>445,106</u>	69,458		

TEXT IN RED BOX CONFIDENTIAL PER WAC 480-07-160

Pierce County Regulated
 Revenue Price Out by Service Level and Line of Business
 PIERCE UTC
 March 2023 - February 2024

UTC Code	Service Code	Service Code Description	LOB	GL Account
Subtotal Commercial				
<u>DROP BOX SERVICES</u>				
DROP BOX HAULS/RENTAL				
PIERCE UTCRoll offHAUL10-RO	HAUL10-RO	#N/A	RO Perm	31000
PIERCE UTCRoll offHAUL20-RO	HAUL20-RO	HAUL 20 YD - RO	RO Perm	31000
PIERCE UTCRoll offHAUL30-RO	HAUL30-RO	HAUL 30 YD - RO	RO Perm	31000
PIERCE UTCRoll offHAUL40-RO	HAUL40-RO	HAUL 40 YD - RO	RO Perm	31000
PIERCE UTCRoll offFINAL20-RO	FINAL20-RO	FINAL PULL 20 YD - RO	RO Perm	31000
PIERCE UTCRoll offFINAL30-RO	FINAL30-RO	FINAL PULL 30 YD - RO	RO Perm	31000
PIERCE UTCRoll offFINAL40-RO	FINAL40-RO	FINAL PULL 40 YD - RO	RO Perm	31000
PIERCE UTCRoll offHAUL10-CP	HAUL10-CP	COMPACTOR HAUL 10 YD		
PIERCE UTCRoll offHAUL20-CP	HAUL20-CP	COMPACTOR HAUL 20 YD - RO	RO Perm	31000
PIERCE UTCRoll offHAUL25-CP	HAUL25-CP	COMPACTOR HAUL 25 YD - RO	RO Perm	31000
PIERCE UTCRoll offHAUL30-CP	HAUL30-CP	COMPACTOR HAUL 30 YD	RO Perm	31000
PIERCE UTCRoll offHAUL40-CP	HAUL40-CP	COMPACTOR HAUL 40 YD	RO Perm	31000
PIERCE UTCRoll offDEL20TEMP-RO	DEL20TEMP-RO	DELIVERY FEE 20 YD TEMP -	RO Temp	31001
PIERCE UTCRoll offDEL30TEMP-RO	DEL30TEMP-RO	DELIVERY FEE 30 YD TEMP -	RO Temp	31001
PIERCE UTCRoll offDEL40TEMP-RO	DEL40TEMP-RO	DELIVERY FEE 40 YD TEMP -	RO Temp	31001
PIERCE UTCRoll offFINAL20TEMP-RO	FINAL20TEMP-RO	FINAL PULL 20 YD TEMP - R	RO Temp	31001
PIERCE UTCRoll offFINAL30TEMP-RO	FINAL30TEMP-RO	FINAL PULL 30 YD TEMP - R	RO Temp	31001
PIERCE UTCRoll offFINAL40TEMP-RO	FINAL40TEMP-RO	FINAL PULL 40 YD TEMP - R	RO Temp	31001
PIERCE UTCRoll offHAUL20TEMP-RO	HAUL20TEMP-RO	HAUL 20 YD TEMP - RO	RO Temp	31001
PIERCE UTCRoll offHAUL30TEMP-RO	HAUL30TEMP-RO	HAUL 30 YD TEMP - RO	RO Temp	31001
PIERCE UTCRoll offHAUL40TEMP-RO	HAUL40TEMP-RO	HAUL 40 YD TEMP - RO	RO Temp	31001
PIERCE UTCRoll offRENT10MO-RO	RENT10MO-RO	RENTAL FEE 20 YD MONTHLY	RO Rent	31002
PIERCE UTCRoll offRENT20MO-RO	RENT20MO-RO	RENTAL FEE 20 YD MONTHLY	RO Rent	31002
PIERCE UTCRoll offRENT30MO-RO	RENT30MO-RO	RENTAL FEE 30 YD MONTHLY	RO Rent	31002
PIERCE UTCRoll offRENT40MO-RO	RENT40MO-RO	RENTAL FEE 40 YD MONTHLY	RO Rent	31002
PIERCE UTCRoll offRENT20TEMP-RO	RENT20TEMP-RO	RENTAL FEE 20 YD TEMP - R	RO Rent	31002

TEXT IN RED BOX CONFIDENTIAL PER WAC 480-07-160

ie of Business

Service Code	Tariff Item	Tariff Rate Effective 3/1/2023	Mar-23	Apr-23	May-23
Subtotal Commercial			836,815.81	837,239.10	844,764.19

DROP BOX SERVICES

DROP BOX HAULS/RENTAL		224.95			
HAUL10-RO		-	-	-	-
HAUL20-RO	260	161.79	12,619.62	10,192.77	11,325.30
HAUL30-RO	260	169.25	12,693.75	9,308.75	11,847.50
HAUL40-RO	260	175.63	26,168.87	23,885.68	27,749.54
FINAL20-RO	260	161.79	161.79	485.37	-
FINAL30-RO	260	169.25	169.25	338.50	-
FINAL40-RO	260	175.63	-	-	-
HAUL10-CP	275	169.25	169.25	-	338.50
HAUL20-CP	275	190.53	7,621.20	6,668.55	6,478.02
HAUL25-CP	275	211.30	13,734.50	13,311.90	14,791.00
HAUL30-CP	275	232.58	17,676.08	14,187.38	15,815.44
HAUL40-CP	275	253.33	2,533.30	2,026.64	3,039.96
DEL20TEMP-RO	260	112.83	1,805.28	1,466.79	2,482.26
DEL30TEMP-RO	260	112.83	564.15	1,015.47	2,030.94
DEL40TEMP-RO	260	112.83	902.64	1,015.47	1,466.79
FINAL20TEMP-RO	260	176.16	2,113.92	2,818.56	2,818.56
FINAL30TEMP-RO	260	183.08	549.24	1,281.56	3,112.36
FINAL40TEMP-RO	260	190.00	1,900.00	950.00	2,280.00
HAUL20TEMP-RO	260	176.16	176.16	880.80	2,642.40
HAUL30TEMP-RO	260	183.08	549.24	732.32	3,661.60
HAUL40TEMP-RO	260	190.00	1,140.00	2,850.00	380.00
RENT10MO-RO	26	-	-	-	-
RENT20MO-RO	260	63.16	3,363.78	3,288.52	3,241.53
RENT30MO-RO	260	63.16	2,363.40	2,309.53	2,324.69
RENT40MO-RO	260	63.16	2,540.64	2,751.67	2,840.16
RENT20TEMP-RO	260	5.47	1,783.22	1,892.62	1,701.17

TEXT IN RED BOX CONFIDENTIAL PER WAC 480-07-160

ie of Business

Service Code	Jun-23	Jul-23	Aug-23	Sep-23	Oct-23
Subtotal Commercial	844,182.39	826,884.20	840,398.48	847,895.10	851,511.21

DROP BOX SERVICES

DROP BOX HAULS/RENTAL

HAUL10-RO	-	-	-	-	-
HAUL20-RO	12,619.62	10,030.98	11,001.72	11,810.67	12,619.62
HAUL30-RO	9,647.25	8,631.75	12,355.25	8,801.00	9,478.00
HAUL40-RO	27,398.28	24,236.94	31,789.03	25,641.98	27,749.54
FINAL20-RO	323.58	-	161.79	161.79	485.37
FINAL30-RO	-	507.75	-	-	338.50
FINAL40-RO	351.26	351.26	-	-	175.63
HAUL10-CP	169.25	169.25	-	338.50	169.25
HAUL20-CP	7,430.67	7,240.14	8,383.32	6,668.55	7,430.67
HAUL25-CP	13,311.90	12,466.70	13,945.80	11,621.50	12,255.40
HAUL30-CP	15,582.86	13,257.06	15,815.44	13,954.80	16,048.02
HAUL40-CP	2,026.64	2,533.30	2,026.64	1,773.31	2,279.97
DEL20TEMP-RO	2,933.58	2,820.75	2,482.26	2,595.09	1,128.30
DEL30TEMP-RO	2,030.94	1,466.79	1,241.13	902.64	1,466.79
DEL40TEMP-RO	1,692.45	1,015.47	1,015.47	1,805.28	1,015.47
FINAL20TEMP-RO	4,756.32	4,932.48	3,523.20	2,818.56	2,818.56
FINAL30TEMP-RO	3,844.68	1,830.80	1,098.48	2,929.28	1,464.64
FINAL40TEMP-RO	3,040.00	1,140.00	2,090.00	1,140.00	950.00
HAUL20TEMP-RO	1,585.44	1,056.96	1,585.44	1,233.12	704.64
HAUL30TEMP-RO	1,281.56	549.24	1,098.48	549.24	732.32
HAUL40TEMP-RO	1,900.00	380.00	950.00	380.00	1,140.00
RENT10MO-RO	-	-	-	-	-
RENT20MO-RO	3,292.74	3,298.58	3,359.69	3,343.27	3,221.16
RENT30MO-RO	179.96	2,239.11	2,147.44	2,134.80	2,202.37
RENT40MO-RO	2,701.13	2,642.52	2,526.40	2,526.40	2,483.61
RENT20TEMP-RO	2,724.06	2,461.50	2,614.66	2,669.72	1,733.99

TEXT IN RED BOX CONFIDENTIAL PER WAC 480-07-160

ie of Business

Service Code	Nov-23	Dec-23	Jan-24	Feb-24
Subtotal Commercial	846,997.57	847,538.44	845,081.31	846,896.03

DROP BOX SERVICES

DROP BOX HAULS/RENTAL

HAUL10-RO	-	-	-	-
HAUL20-RO	10,839.93	9,060.24	11,648.88	11,163.51
HAUL30-RO	7,616.25	6,600.75	8,124.00	7,954.75
HAUL40-RO	24,939.46	23,358.79	26,168.87	25,290.72
FINAL20-RO	323.58	323.58	-	161.79
FINAL30-RO	169.25	-	-	-
FINAL40-RO	-	351.26	175.63	-
HAUL10-CP	338.50	169.25	169.25	169.25
HAUL20-CP	7,049.61	7,430.67	7,430.67	7,049.61
HAUL25-CP	12,889.30	11,621.50	12,889.30	12,255.40
HAUL30-CP	15,815.44	16,745.76	15,582.86	14,419.96
HAUL40-CP	2,026.64	3,039.96	2,533.30	2,026.64
DEL20TEMP-RO	1,241.13	789.81	1,692.45	1,466.79
DEL30TEMP-RO	1,353.96	338.49	789.81	902.64
DEL40TEMP-RO	789.81	676.98	1,015.47	451.32
FINAL20TEMP-RO	2,466.24	1,233.12	2,113.92	2,113.92
FINAL30TEMP-RO	1,830.80	1,098.48	2,196.96	732.32
FINAL40TEMP-RO	1,900.00	1,140.00	950.00	570.00
HAUL20TEMP-RO	880.80	176.16	880.80	704.64
HAUL30TEMP-RO	732.32	915.40	549.24	1,464.64
HAUL40TEMP-RO	950.00	570.00	380.00	1,710.00
RENT10MO-RO	-	-	-	-
RENT20MO-RO	3,252.74	3,119.28	3,202.82	3,347.35
RENT30MO-RO	2,122.18	2,147.44	2,096.50	2,049.43
RENT40MO-RO	2,606.40	2,532.51	2,514.17	2,526.40
RENT20TEMP-RO	1,422.20	858.79	1,471.43	1,099.47

TEXT IN RED BOX CONFIDENTIAL PER WAC 480-07-160

ie of Business

Service Code	Revenue	Mar-23	Apr-23	May-23
Subtotal Commercial	10,116,203.80	16,297	16,259	16,285

DROP BOX SERVICES

DROP BOX HAULS/RENTAL

HAUL10-RO	-	-	-	-
HAUL20-RO	134,932.86	78	63	70
HAUL30-RO	113,059.00	75	55	70
HAUL40-RO	314,377.70	149	136	158
FINAL20-RO	2,588.64	1	3	-
FINAL30-RO	1,523.25	1	2	-
FINAL40-RO	1,405.04	-	-	-
HAUL10-CP	2,200.25	1	-	2
HAUL20-CP	86,881.68	40	35	34
HAUL25-CP	155,094.20	65	63	70
HAUL30-CP	184,901.10	76	61	68
HAUL40-CP	27,866.30	10	8	12
DEL20TEMP-RO	22,904.49	16	13	22
DEL30TEMP-RO	14,103.75	5	9	18
DEL40TEMP-RO	12,862.62	8	9	13
FINAL20TEMP-RO	34,527.36	12	16	16
FINAL30TEMP-RO	21,969.60	3	7	17
FINAL40TEMP-RO	18,050.00	10	5	12
HAUL20TEMP-RO	12,507.36	1	5	15
HAUL30TEMP-RO	12,815.60	3	4	20
HAUL40TEMP-RO	12,730.00	6	15	2
RENT10MO-RO	-	-	-	-
RENT20MO-RO	39,331.46	53	52	51
RENT30MO-RO	24,316.85	37	37	37
RENT40MO-RO	31,192.01	40	44	45
RENT20TEMP-RO	22,432.83	326	346	311

TEXT IN RED BOX CONFIDENTIAL PER WAC 480-07-160

ie of Business

Service Code	Jun-23	Jul-23	Aug-23	Sep-23	Oct-23
Subtotal Commercial	16,276	16,240	16,413	16,481	16,493

DROP BOX SERVICES

DROP BOX HAULS/RENTAL

HAUL10-RO	-	-	-	-	-
HAUL20-RO	78	62	68	73	78
HAUL30-RO	57	51	73	52	56
HAUL40-RO	156	138	181	146	158
FINAL20-RO	2	-	1	1	3
FINAL30-RO	-	3	-	-	2
FINAL40-RO	2	2	-	-	1
HAUL10-CP	1	1	-	2	1
HAUL20-CP	39	38	44	35	39
HAUL25-CP	63	59	66	55	58
HAUL30-CP	67	57	68	60	69
HAUL40-CP	8	10	8	7	9
DEL20TEMP-RO	26	25	22	23	10
DEL30TEMP-RO	18	13	11	8	13
DEL40TEMP-RO	15	9	9	16	9
FINAL20TEMP-RO	27	28	20	16	16
FINAL30TEMP-RO	21	10	6	16	8
FINAL40TEMP-RO	16	6	11	6	5
HAUL20TEMP-RO	9	6	9	7	4
HAUL30TEMP-RO	7	3	6	3	4
HAUL40TEMP-RO	10	2	5	2	6
RENT10MO-RO	-	-	-	-	-
RENT20MO-RO	52	52	53	53	51
RENT30MO-RO	3	35	34	34	35
RENT40MO-RO	43	42	40	40	39
RENT20TEMP-RO	498	450	478	488	317

TEXT IN RED BOX CONFIDENTIAL PER WAC 480-07-160

ie of Business

Service Code	Nov-23	Dec-23	Jan-24	Feb-24	Total
Subtotal Commercial	16,416	16,480	16,457	16,447	197,666

DROP BOX SERVICES

DROP BOX HAULS/RENTAL

HAUL10-RO	-	-	-	-	-
HAUL20-RO	67	56	72	69	834
HAUL30-RO	45	39	48	47	668
HAUL40-RO	142	133	149	144	1,790
FINAL20-RO	2	2	-	1	16
FINAL30-RO	1	-	-	-	9
FINAL40-RO	-	2	1	-	8
HAUL10-CP	2	1	1	1	13
HAUL20-CP	37	39	39	37	456
HAUL25-CP	61	55	61	58	734
HAUL30-CP	68	72	67	62	795
HAUL40-CP	8	12	10	8	110
DEL20TEMP-RO	11	7	15	13	203
DEL30TEMP-RO	12	3	7	8	125
DEL40TEMP-RO	7	6	9	4	114
FINAL20TEMP-RO	14	7	12	12	196
FINAL30TEMP-RO	10	6	12	4	120
FINAL40TEMP-RO	10	6	5	3	95
HAUL20TEMP-RO	5	1	5	4	71
HAUL30TEMP-RO	4	5	3	8	70
HAUL40TEMP-RO	5	3	2	9	67
RENT10MO-RO	-	-	-	-	-
RENT20MO-RO	52	49	51	53	623
RENT30MO-RO	34	34	33	32	385
RENT40MO-RO	41	40	40	40	494
RENT20TEMP-RO	260	157	269	201	137

TEXT IN RED BOX CONFIDENTIAL PER WAC 480-07-160

ie of Business

Service Code	Avg Customer Count
Subtotal Commercial	17,023

Cart		Container		Drop Box	
Quantity	Count	Quantity	Count	Quantity	Count
	12,207		2,948		-

DROP BOX SERVICES

DROP BOX HAULS/RENTAL

HAUL10-RO	-		
HAUL20-RO	70		
HAUL30-RO	56		
HAUL40-RO	149		
FINAL20-RO	1		
FINAL30-RO	1		
FINAL40-RO	1		
HAUL10-CP	1		
HAUL20-CP	38		
HAUL25-CP	61		
HAUL30-CP	66		
HAUL40-CP	9		
DEL20TEMP-RO	17		
DEL30TEMP-RO	10		
DEL40TEMP-RO	10		
FINAL20TEMP-RO	16		
FINAL30TEMP-RO	10		
FINAL40TEMP-RO	8		
HAUL20TEMP-RO	6		
HAUL30TEMP-RO	6		
HAUL40TEMP-RO	6		
RENT10MO-RO	-	1	-
RENT20MO-RO	52	1	52
RENT30MO-RO	32	1	32
RENT40MO-RO	41	1	41
RENT20TEMP-RO	342	1	342

TEXT IN RED BOX CONFIDENTIAL PER WAC 480-07-160

ie of Business	Increase	Plug to
	Per LG	Balance
Garbage	0.42%	0.34%
Recycle	11.26%	-0.27%
Yard Waste	14.79%	-1.75%

Service Code	Dump Fee Rate	Tariff Increase	Annual Increase	New Tariff Rate
Subtotal Commercial				

DROP BOX SERVICES

DROP BOX HAULS/RENTAL

HAUL10-RO						
HAUL20-RO	\$	161.79	\$	1.23	1,027 \$	163.02
HAUL30-RO	\$	169.25	\$	1.29	860	\$ 170.54
HAUL40-RO	\$	175.63	\$	1.34	2,393	\$ 176.97
FINAL20-RO	\$	161.79	\$	1.23	20	\$ 163.02
FINAL30-RO	\$	169.25	\$	1.29	12	\$ 170.54
FINAL40-RO	\$	175.63	\$	1.34	11	\$ 176.97
HAUL10-CP	\$	169.25	\$	1.29	17	\$ 170.54
HAUL20-CP	\$	190.53	\$	1.45	661	\$ 191.98
HAUL25-CP	\$	211.30	\$	1.61	1,180	\$ 212.91
HAUL30-CP	\$	232.58	\$	1.77	1,407	\$ 234.35
HAUL40-CP	\$	253.33	\$	1.93	212	\$ 255.26
DEL20TEMP-RO	\$	112.83	\$	0.86	174	\$ 113.69
DEL30TEMP-RO	\$	112.83	\$	0.86	107	\$ 113.69
DEL40TEMP-RO	\$	112.83	\$	0.86	98	\$ 113.69
FINAL20TEMP-RO	\$	176.16	\$	1.34	263	\$ 177.50
FINAL30TEMP-RO	\$	183.08	\$	1.39	167	\$ 184.47
FINAL40TEMP-RO	\$	190.00	\$	1.45	137	\$ 191.45
HAUL20TEMP-RO	\$	176.16	\$	1.34	95	\$ 177.50
HAUL30TEMP-RO	\$	183.08	\$	1.39	98	\$ 184.47
HAUL40TEMP-RO	\$	190.00	\$	1.45	97	\$ 191.45
RENT10MO-RO	\$	-	\$	-	-	\$ -
RENT20MO-RO	\$	63.16	\$	0.48	299	\$ 63.64
RENT30MO-RO	\$	63.16	\$	0.48	185	\$ 63.64
RENT40MO-RO	\$	63.16	\$	0.48	237	\$ 63.64
RENT20TEMP-RO	\$	5.47	\$	0.04	171	\$ 5.51

TEXT IN RED BOX CONFIDENTIAL PER WAC 480-07-160

ie of Business	Total % Change	Price Out Increase	LG Increase	Difference
	0.76%	249,387	152,285	97,102.72
	10.99%	618,563	677,573	(59,010.16)
	13.04%	340,480	392,232	(51,752.33)

Service Code	Proposed Annual Revenue
Subtotal Commercial	10,371,797.92

DROP BOX SERVICES

DROP BOX HAULS/RENTAL

HAUL10-RO	
HAUL20-RO	135,960
HAUL30-RO	113,919
HAUL40-RO	316,770
FINAL20-RO	2,608
FINAL30-RO	1,535
FINAL40-RO	1,416
HAUL10-CP	2,217
HAUL20-CP	87,543
HAUL25-CP	156,275
HAUL30-CP	186,308
HAUL40-CP	28,078
DEL20TEMP-RO	23,079
DEL30TEMP-RO	14,211
DEL40TEMP-RO	12,961
FINAL20TEMP-RO	34,790
FINAL30TEMP-RO	22,137
FINAL40TEMP-RO	18,187
HAUL20TEMP-RO	12,603
HAUL30TEMP-RO	12,913
HAUL40TEMP-RO	12,827
RENT10MO-RO	-
RENT20MO-RO	39,631
RENT30MO-RO	24,502
RENT40MO-RO	31,429
RENT20TEMP-RO	22,604

TEXT IN RED BOX CONFIDENTIAL PER WAC 480-07-160

Pierce County Regulated
 Revenue Price Out by Service Level and Line of Business
 PIERCE UTC
 March 2023 - February 2024

UTC Code	Service Code	Service Code Description	LOB	GL Account
PIERCE UTCRoll offRENT30TEMP-RO	RENT30TEMP-RO	RENTAL FEE 30 YD TEMP - R	RO Rent	31002
PIERCE UTCRoll offRENT40TEMP-RO	RENT40TEMP-RO	RENTAL FEE 40 YD TEMP - R	RO Rent	31002
PIERCE UTCRoll offDISCO-CP	DISCO-CP	COMPACTOR DISCONNECT FEE	RO Rent	31002
PIERCE UTCRoll offCLEAN20-RO	CLEAN20-RO	CLEANING FEE 20 YD - RO	RO Perm	31000
PIERCE UTCRoll offCLEAN30-RO	CLEAN30-RO	CLEANING FEE 30 YD - RO	RO Perm	31000
PIERCE UTCRoll offEXWGHT-RO	EXWGHT-RO	EXCESS WEIGHT - RO	RO Perm	31000
PIERCE UTCRoll offGATE-RO	GATE-RO	Gate Charge - RO	RO Perm	31000
PIERCE UTCRoll offLIDRO	LIDRO	LID CHARGE - RO	RO Perm	31000
PIERCE UTCRoll offLOCK-RO	LOCK-RO	LOCK CHARGE - RO	RO Perm	31000
PIERCE UTCRoll offMILE-RO	MILE-RO	MILEAGE FEE - RO	RO Perm	31000
PIERCE UTCRoll offRTRNTRIP-RO	RTRNTRIP-RO	RETURN TRIP FEE - RO	RO Perm	31000
PIERCE UTCRoll offTIME-RO	TIME-RO	TIME FEE - RO	RO Perm	31000
PIERCE UTCRoll offRELO-RO	RELO-RO	RELOCATION FEE - RO		
TOTAL DROP BOX HAULS/RENTAL				
PASSTHROUGH DISPOSAL				
PIERCE UTCRoll offDISP-RO	DISP-RO	DISPOSAL CHARGE - RO	RO Disposal	31005
PIERCE UTCRoll offDISPFEDMSW-RO	DISPFEDMSW-RO	DISPOSAL FEE FEDERAL MSW		31005
PIERCE UTCRoll offDISPSPEC-RO	DISPSPEC-RO	#N/A	RO Perm	31004
PIERCE UTCROLL OFFDISPMANURE-RO	DISPMANURE-RO			
TOTAL PASSTHROUGH DISPOSAL				
Subtotal Drop Box				
<u>Service Charges</u>				
PIERCE UTCaccountingADJ-FIN	ADJ-FIN	ADJUSTMENT FINANCE CHARGE	Service Charges	38000
PIERCE UTCaccountingRETCKC	RETCKC	RETURN CHECK CHARGE	Service Charges	38000
Subtotal Service Charges				

TEXT IN RED BOX CONFIDENTIAL PER WAC 480-07-160

ie of Business

Service Code	Tariff Item	Tariff Rate	Mar-23	Apr-23	May-23
		Effective 3/1/2023			
RENT30TEMP-RO	260	6.47	776.40	918.74	1,151.66
RENT40TEMP-RO	260	7.59	1,518.00	1,062.60	1,373.79
DISCO-CP	275	11.23	2,223.54	1,920.33	2,133.70
CLEAN20-RO	210	101.20	101.20	-	-
CLEAN30-RO	210	151.80	151.80	-	303.60
EXWGHT-RO	207	0.20	4,052.00	4,476.00	868.00
GATE-RO	255	11.18	1,050.92	916.76	939.12
LIDRO	260	21.12	1,758.62	1,744.48	1,780.82
LOCK-RO	255	11.18	67.08	67.08	145.34
MILE-RO	260	3.19	2,813.58	2,421.21	2,931.61
RTRNTRIP-RO	52	63.86	3,767.74	3,512.30	4,087.04
TIME-RO	160	119.75	15,507.64	11,256.52	17,453.59
RELO-RO	52	63.86	-	-	-
			147,087.80	131,954.87	155,535.99
PASSTHROUGH DISPOSAL					
DISP-RO	230	171.23	261,680.59	249,131.09	253,129.28
DISPFEDMSW-RO		-	1,335.45	966.61	1,274.23
DISPSPEC-RO		-	-	-	-
DISPMANURE-RO		-	2,365.55	1,674.75	3,441.90
			265,381.59	251,772.45	257,845.41
Subtotal Drop Box			412,469.39	383,727.32	413,381.40
Service Charges					
ADJ-FIN			-	(24.00)	(5.00)
RETCKC	50	22.71	22.71	45.42	-
Subtotal Service Charges			22.71	21.42	(5.00)

TEXT IN RED BOX CONFIDENTIAL PER WAC 480-07-160

ie of Business

Service Code	Jun-23	Jul-23	Aug-23	Sep-23	Oct-23
RENT30TEMP-RO	2,109.22	912.27	2,167.45	1,902.18	1,423.40
RENT40TEMP-RO	1,684.98	1,244.76	1,533.18	1,510.41	2,094.84
DISCO-CP	2,055.09	1,886.64	2,133.70	1,841.72	2,032.63
CLEAN20-RO	101.20	-	-	-	-
CLEAN30-RO	151.80	-	151.80	151.80	151.80
EXWGHT-RO	1,864.00	2,124.00	1,264.00	4,104.00	5,524.00
GATE-RO	927.94	872.04	1,028.56	916.76	972.66
LIDRO	1,840.16	1,784.22	1,705.22	1,667.77	1,697.76
LOCK-RO	156.52	178.88	156.52	145.34	156.52
MILE-RO	3,231.47	2,835.91	3,831.19	2,937.99	2,950.75
RTRNTRIP-RO	3,576.16	3,384.58	3,384.58	3,193.00	2,745.98
TIME-RO	13,801.20	13,651.51	11,791.92	17,962.52	13,172.51
RELO-RO	319.30	127.72	127.72	-	-
	152,643.21	134,261.86	150,487.48	142,132.99	143,014.67
PASSTHROUGH DISPOSAL					
DISP-RO	259,495.79	219,992.91	252,588.32	230,703.42	254,910.19
DISPFEDMSW-RO	1,696.40	1,204.73	1,258.79	1,217.60	1,101.75
DISPSPEC-RO	-	-	-	-	-
DISPMANURE-RO	1,378.85	1,487.25	3,803.25	3,403.50	7,226.25
	262,571.04	222,684.89	257,650.36	235,324.52	263,238.19
Subtotal Drop Box	415,214.25	356,946.75	408,137.84	377,457.51	406,252.86
Service Charges					
ADJ-FIN	-	-	-	-	(15.00)
RETCKC	22.71	22.71	45.42	22.71	22.71
Subtotal Service Charges	22.71	22.71	45.42	22.71	7.71

TEXT IN RED BOX CONFIDENTIAL PER WAC 480-07-160

ie of Business

Service Code	Nov-23	Dec-23	Jan-24	Feb-24
RENT30TEMP-RO	1,539.86	1,526.92	1,352.23	1,080.49
RENT40TEMP-RO	2,003.76	1,206.81	1,237.17	1,320.66
DISCO-CP	2,010.17	2,066.32	2,043.86	1,909.10
CLEAN20-RO	-	-	-	-
CLEAN30-RO	-	151.80	-	-
EXWGHT-RO	2,200.00	5,084.00	2,488.00	2,988.00
GATE-RO	972.66	872.04	961.48	927.94
LIDRO	1,651.59	1,627.60	1,630.32	1,625.52
LOCK-RO	148.69	134.16	145.34	111.80
MILE-RO	2,347.84	2,166.01	2,290.42	2,475.44
RTRNTRIP-RO	3,703.88	2,873.70	3,001.42	2,873.70
TIME-RO	8,023.26	12,753.39	10,418.26	12,394.14
RELO-RO	-	-	-	255.44
	128,158.25	124,760.97	130,144.83	127,592.78
PASSTHROUGH DISPOSAL				
DISP-RO	249,970.15	242,057.75	251,715.04	239,949.40
DISPFEDMSW-RO	1,133.94	962.75	1,085.03	1,137.79
DISPSPEC-RO	-	-	-	-
DISPMANURE-RO	3,272.25	1,979.25	2,195.25	3,553.50
	254,376.34	244,999.75	254,995.32	244,640.69
Subtotal Drop Box	382,534.59	369,760.72	385,140.15	372,233.47
	<u>Service Charges</u>			
ADJ-FIN	-	-	-	-
RETCKC	22.71	22.71	45.42	-
Subtotal Service Charges	22.71	22.71	45.42	-

TEXT IN RED BOX CONFIDENTIAL PER WAC 480-07-160

ie of Business

Service Code	Revenue	Mar-23	Apr-23	May-23
RENT30TEMP-RO	16,860.82	120	142	178
RENT40TEMP-RO	17,790.96	200	140	181
DISCO-CP	24,256.80	198	171	190
CLEAN20-RO	202.40	1	-	-
CLEAN30-RO	1,214.40	1	-	2
EXWGHT-RO	37,036.00	20,260	22,380	4,340
GATE-RO	11,358.88	94	82	84
LIDRO	20,514.08	83	83	84
LOCK-RO	1,613.27	6	6	13
MILE-RO	33,233.42	882	759	919
RTRNTRIP-RO	40,104.08	59	55	64
TIME-RO	158,186.46	130	94	146
RELO-RO	830.18	-	-	-
	<u>1,667,775.70</u>	<u>159</u>	<u>159</u>	<u>162</u>
PASSTHROUGH DISPOSAL				
DISP-RO	2,965,323.93			
DISPFEDMSW-RO	14,375.07			
DISPSPEC-RO	-	-	-	-
DISPMANURE-RO	35,781.55	-	-	-
	<u>3,015,480.55</u>			
Subtotal Drop Box	<u>4,683,256.25</u>	<u>159</u>	<u>159</u>	<u>162</u>
Service Charges				
ADJ-FIN	(44.00)			
RETCKC	295.23			
Subtotal Service Charges	<u>251.23</u>			

TEXT IN RED BOX CONFIDENTIAL PER WAC 480-07-160

ie of Business

Service Code	Jun-23	Jul-23	Aug-23	Sep-23	Oct-23
RENT30TEMP-RO	326	141	335	294	220
RENT40TEMP-RO	222	164	202	199	276
DISCO-CP	183	168	190	164	181
CLEAN20-RO	1	-	-	-	-
CLEAN30-RO	1	-	1	1	1
EXWGHT-RO	9,320	10,620	6,320	20,520	27,620
GATE-RO	83	78	92	82	87
LIDRO	87	84	81	79	80
LOCK-RO	14	16	14	13	14
MILE-RO	1,013	889	1,201	921	925
RTRNTRIP-RO	56	53	53	50	43
TIME-RO	115	114	98	150	110
RELO-RO	5	2	2	-	-
	139	160	167	165	158
	#REF!				
PASSTHROUGH DISPOSAL					
DISP-RO					
DISPFEDMSW-RO					
DISPSPEC-RO	-	-	-	-	-
DISPMANURE-RO	-	-	-	-	-
Subtotal Drop Box	139	160	167	165	158

Service Charges

ADJ-FIN
RETCKC

Subtotal Service Charges

TEXT IN RED BOX CONFIDENTIAL PER WAC 480-07-160

ie of Business

Service Code	Nov-23	Dec-23	Jan-24	Feb-24	Total
RENT30TEMP-RO	238	236	209	167	87
RENT40TEMP-RO	264	159	163	174	78
DISCO-CP	179	184	182	170	72
CLEAN20-RO	-	-	-	-	2
CLEAN30-RO	-	1	-	-	8
EXWGHT-RO	11,000	25,420	12,440	14,940	185,180
GATE-RO	87	78	86	83	1,016
LIDRO	78	77	77	77	971
LOCK-RO	13	12	13	10	144
MILE-RO	736	679	718	776	10,418
RTRNTRIP-RO	58	45	47	45	628
TIME-RO	67	107	87	104	1,321
RELO-RO	-	-	-	4	13
	158	148	151	149	1,514
PASSTHROUGH DISPOSAL					
DISP-RO					
DISPFEDMSW-RO					
DISPSPEC-RO	-	-	-	-	-
DISPMANURE-RO	-	-	-	-	-
Subtotal Drop Box	158	148	151	149	1,514

Service Charges

ADJ-FIN
RETCKC

Subtotal Service Charges

TEXT IN RED BOX CONFIDENTIAL PER WAC 480-07-160

ie of Business

Service Code	Avg Customer Count
RENT30TEMP-RO	217
RENT40TEMP-RO	195
DISCO-CP	180
CLEAN20-RO	0
CLEAN30-RO	1
EXWGHT-RO	15,432
GATE-RO	85
LIDRO	81
LOCK-RO	12
MILE-RO	868
RTRNTRIP-RO	52
TIME-RO	110
RELO-RO	1
	<u>156</u>

PASSTHROUGH DISPOSAL

DISP-RO	
DISPFEDMSW-RO	
DISPSPEC-RO	-
DISPMANURE-RO	

Subtotal Drop Box 156

Service Charges

ADJ-FIN
RETCKC

Subtotal Service Charges

Cart		Container		Drop Box	
Quantity	Count	Quantity	Count	Quantity	Count

1	217
1	195
1	180

<u>-</u>	<u>-</u>	<u>1,059</u>
----------	----------	--------------

<u>-</u>	<u>-</u>	<u>1,059</u>
----------	----------	--------------

TEXT IN RED BOX CONFIDENTIAL PER WAC 480-07-160

ie of Business	Increase	Plug to
	Per LG	Balance
Garbage	0.42%	0.34%
Recycle	11.26%	-0.27%
Yard Waste	14.79%	-1.75%

Service Code	Dump Fee Rate	Tariff Increase			New Tariff Rate
		Tariff Increase	Annual Increase		
RENT30TEMP-RO	\$ 6.47	\$ 0.05	3,850	\$ 6.52	
RENT40TEMP-RO	\$ 7.59	\$ 0.06	4,062	\$ 7.65	
DISCO-CP	\$ 11.23	\$ 0.09	5,538	\$ 11.32	
CLEAN20-RO	\$ 101.20	\$ 0.77	2	\$ 101.97	
CLEAN30-RO	\$ 151.80	\$ 1.16	9	\$ 152.96	
EXWGHT-RO	\$ 0.20	\$ 0.00	282	\$ 0.20	
GATE-RO	\$ 11.18	\$ 0.09	86	\$ 11.27	
LIDRO	\$ 21.12	\$ 0.16	156	\$ 21.28	
LOCK-RO	\$ 11.18	\$ 0.09	12	\$ 11.27	
MILE-RO	\$ 3.19	\$ 0.02	253	\$ 3.21	
RTRNTRIP-RO	\$ 63.86	\$ 0.49	305	\$ 64.35	
TIME-RO	\$ 119.75	\$ 0.91	1,204	\$ 120.66	
RELO-RO	\$ 63.86	\$ 0.49	6	\$ 64.35	
			25,693.56		

PASSTHROUGH DISPOSAL

- DISP-RO
- DISPFEDMSW-RO
- DISPSPEC-RO
- DISPMANURE-RO

Subtotal Drop Box

Service Charges

- ADJ-FIN
- RETCKC

Subtotal Service Charges

TEXT IN RED BOX CONFIDENTIAL PER WAC 480-07-160

ie of Business	Total % Change	Price Out Increase	LG Increase	Difference
	0.76%	249,387	152,285	97,102.72
	10.99%	618,563	677,573	(59,010.16)
	13.04%	340,480	392,232	(51,752.33)

Service Code	Proposed Annual Revenue
RENT30TEMP-RO	16,989
RENT40TEMP-RO	17,926
DISCO-CP	24,441
CLEAN20-RO	204
CLEAN30-RO	1,224
EXWGHT-RO	37,318
GATE-RO	11,445
LIDRO	20,670
LOCK-RO	1,626
MILE-RO	33,486
RTRNTRIP-RO	40,409
TIME-RO	159,390
RELO-RO	836
	<u>1,680,468.09</u>

PASSTHROUGH DISPOSAL	
DISP-RO	2,965,323.93
DISPFEDMSW-RO	14,375.07
DISPSPEC-RO	-
DISPMANURE-RO	35,781.55
	<u>3,015,480.55</u>

Subtotal Drop Box **4,695,948.64**

<u>Service Charges</u>	
ADJ-FIN	(44.00)
RETCKC	295.23
Subtotal Service Charges	<u>251.23</u>

TEXT IN RED BOX CONFIDENTIAL PER WAC 480-07-160

Pierce County Regulated
Revenue Price Out by Service Level and Line of Business
PIERCE UTC
March 2023 - February 2024

UTC Code

Service Code

Service Code Description

LOB

GL Account

Grand Total District Operations

TEXT IN RED BOX CONFIDENTIAL PER WAC 480-07-160

ie of Business

Service Code	Tariff Item	Tariff Rate Effective 3/1/2023	Mar-23	Apr-23	May-23
Grand Total District Operations			3,487,805.71	3,474,156.69	3,520,244.36
	UTC		17,467,946.12		
	UTC EA		95,066.37		
	JBLM		1,006,594.11		
	FL		156,644.16		
			18,726,250.76		

TEXT IN RED BOX CONFIDENTIAL PER WAC 480-07-160

ie of Business

Service Code	Jun-23	Jul-23	Aug-23	Sep-23	Oct-23
Grand Total District Operations	3,526,011.87	3,459,727.51	3,525,734.29	3,492,790.02	3,524,342.54

TEXT IN RED BOX CONFIDENTIAL PER WAC 480-07-160

ie of Business

Service Code	Nov-23	Dec-23	Jan-24	Feb-24
Grand Total District Operations	3,503,844.69	3,487,606.03	3,510,733.53	3,482,597.24

TEXT IN RED BOX CONFIDENTIAL PER WAC 480-07-160

ie of Business

Service Code	Revenue	Mar-23	Apr-23	May-23
Grand Total District Operations	41,995,594.44	160,924	161,853	162,412

TEXT IN RED BOX CONFIDENTIAL PER WAC 480-07-160

ie of Business

Service Code	Jun-23	Jul-23	Aug-23	Sep-23	Oct-23
Grand Total District Operations	162,621	162,734	162,989	162,833	162,735

TEXT IN RED BOX CONFIDENTIAL PER WAC 480-07-160

ie of Business

Service Code	Nov-23	Dec-23	Jan-24	Feb-24	Total
Grand Total District Operations	162,361	161,968	161,659	161,887	1,725,669
					Less MF

TEXT IN RED BOX CONFIDENTIAL PER WAC 480-07-160

ie of Business

Service Code

Avg Customer Count

Cart		Container		Drop Box	
Quantity	Count	Quantity	Count	Quantity	Count

Grand Total District Operations	<u>162,954</u>
	<u>(11,617)</u>
	151,337

157,895

2,948

1,059

TEXT IN RED BOX CONFIDENTIAL PER WAC 480-07-160

ie of Business	Increase	Plug to
	Per LG	Balance
Garbage	0.42%	0.34%
Recycle	11.26%	-0.27%
Yard Waste	14.79%	-1.75%

Service Code

Dump Fee Rate	Tariff Increase	Annual Increase	New Tariff Rate
---------------	-----------------	-----------------	-----------------

Grand Total District Operations

MSW	249,387.32
Recycling	618,563.26
YW	340,479.89
	1,208,430.47
	\$ -

TEXT IN RED BOX CONFIDENTIAL PER WAC 480-07-160

ie of Business	Total % Change	Price Out Increase	LG Increase	Difference
	0.76%	249,387	152,285	97,102.72
	10.99%	618,563	677,573	(59,010.16)
	13.04%	340,480	392,232	(51,752.33)

Service Code	Proposed Annual Revenue
--------------	----------------------------

Grand Total District Operations 43,528,462.72

34,331,143.94 -
 6,246,370.79
 2,950,947.99
 43,528,462.72
 1,532,868
 -

TEXT IN RED BOX CONFIDENTIAL PER WAC 480-07-160

ie of Business

Service Code

<u>RESIDENTIAL SERVICES (billed per month)</u>	<u>Rev Req</u>	<u>Per Price Out</u>	<u>Per LG</u>	<u>Difference</u>
RESIDENTIAL GARBAGE				
SL035.0G1M001NOREC		Garbage 36,606,154	74,239	36,680,393 (0)
SL035.0G1M001WREC		Recycle 6,695,594		6,695,594 (0)
SL035.0GEO001WREC		Yard Waste 3,044,543.87		3,044,544 0
		46,346,292		46,420,531

TEXT IN RED BOX CONFIDENTIAL PER WAC 480-07-160

Pierce County Refuse
 Revenue Price Out by Service Level and Line of Business
JBLM HOUSING
 March 2023 - February 2024

UTC Code	Service Code	Service Code Description	Tariff Item	Tariff Rate Effective 3/1/2023	Mar-23	Apr-23
<u>RESIDENTIAL SERVICES (billed per month unless noted)</u>						
RESIDENTIAL GARBAGE						
JBLM HOUSINGResidential	SL065.0G1W001WREC	65 GL 1X WK W/RECY 1	105	24.85	83,127.23	83,152.08
JBLM HOUSINGResidential	SL095.0G1W001WREC	95 GL 1X WK W/RECY 1	105	32.67	29,259.23	29,280.46
JBLM HOUSINGCOMMERCIAL	FL004.0Y2W001MF	4 YD 2X WK MULTI-FAMILY 1	108	529.08	2,116.32	2,116.32
JBLM HOUSINGcommercial	FL006.0Y1W001MF	6 YD 1X WK MULTI-FAMILY 1	108	374.06	10,099.62	10,099.62
JBLM HOUSINGcommercial	FL006.0Y2W001MF	6 YD 2X WK MULTI-FAMILY 1	108	714.40	10,001.60	10,001.60
JBLM HOUSINGResidential	BULKY-RES	BULKY ITEM PICK UP - RES	150	34.47	605.80	861.34
JBLM HOUSINGResidential	OW-RES	OVERFILL / OVERWEIGHT CAN	55	8.34	17,135.44	17,987.25
JBLM HOUSINGResidential	DISPFEDMSW-RES	DISPOSAL FEE FEDERAL	230	128.71	-	-
JBLM HOUSINGResidential	PDBAG-RES	PREPAID BAG - RES	100	5.52	-	-
JBLM HOUSINGResidential	REINSTATE-RES	REINSTATE FEE - RES		13.46	-	13.46
JBLM HOUSINGResidential	TIME-RES	TIME FEE 1 - RES	160	112.83	49.23	28.21
TOTAL RESIDENTIAL GARBAGE					152,394.47	153,540.34
RESIDENTIAL RECYCLING						
JBLM HOUSINGResidential	RECBINONLYR	RECYCLE SERVICE ONLY	105	7.60	15.20	11.40
JBLM HOUSINGResidential	RECPROGADJ-RES	RECYCLING PROGRAM ADJUSTM	105	7.60	31,935.20	31,916.20
JBLM HOUSINGCommercial	RecycleMFWBINS	MULTI-FAMILY RECYCLE WITH BINS	108	2.55	1,797.75	1,797.75
TOTAL RESIDENTIAL RECYCLING					33,748.15	33,725.35
RESIDENTIAL YARD WASTE						
JBLM HOUSINGResidential	GWRES	GREENWASTE SERVICE - RES	105	6.80	6,562.00	6,589.20
TOTAL RESIDENTIAL YARD WASTE					6,562.00	6,589.20
Subtotal Residential					192,704.62	193,854.89
<u>COMMERCIAL SERVICES (Billed per pickup unless noted)</u>						

TEXT IN RED BOX CONFIDENTIAL PER WAC 480-07-160

ess

Service Code	May-23	Jun-23	Jul-23	Aug-23	Sep-23	Oct-23	Nov-23	Dec-23	Jan-24
<u>RESIDENTIAL SERVICES (billed per</u>									
RESIDENTIAL GARBAGE									
SL065.0G1W001WREC	83,167.00	83,192.11	83,195.57	83,152.09	83,155.82	83,191.85	83,201.13	83,302.17	83,351.87
SL095.0G1W001WREC	29,337.65	29,396.99	29,451.98	29,553.27	29,533.69	29,478.16	29,474.87	29,411.17	29,424.24
FL004.0Y2W001MF	2,116.32	2,116.32	2,116.32	2,116.32	2,116.32	2,116.32	2,116.32	2,116.32	2,116.32
FLO06.0Y1W001MF	10,099.62	10,099.62	10,099.62	10,099.62	10,099.62	10,099.62	10,099.62	10,099.62	10,099.62
FLO06.0Y2W001MF	10,001.60	10,001.60	10,001.60	10,001.60	10,001.60	10,001.60	10,001.60	10,001.60	10,001.60
BULKY-RES	206.83	1,666.44	103.42	494.88	260.99	613.22	275.76	68.94	51.71
OW-RES	15,795.70	10,114.21	4,565.04	4,598.12	2,778.72	3,597.45	5,143.94	7,376.84	9,733.79
DISPFEDMSW-RES	-	-	-	-	-	-	-	-	-
PDBAG-RES	1,656.00	-	-	-	-	-	-	-	-
REINSTATE-RES	-	-	-	-	-	-	40.38	-	-
TIME-RES	-	-	-	-	-	28.21	-	-	28.21
	152,380.72	146,587.29	139,533.55	140,015.90	137,946.76	139,126.43	140,353.62	142,376.66	144,807.36
RESIDENTIAL RECYCLING									
RECBINONLYR	7.60	7.60	7.60	7.60	11.40	15.20	15.20	15.20	22.80
RECPROGADJ-RES	31,920.00	31,913.24	31,916.20	31,912.40	31,912.40	31,918.48	31,920.00	31,916.20	31,912.40
MFWBINS	1,797.75	1,797.75	1,797.75	1,797.75	1,797.75	1,797.75	1,797.75	1,797.75	1,797.75
	33,725.35	33,718.59	33,721.55	33,717.75	33,721.55	33,731.43	33,732.95	33,729.15	33,732.95
RESIDENTIAL YARD WASTE									
GWRES	6,698.00	6,779.60	6,847.60	6,915.60	6,956.40	6,990.40	7,072.00	7,106.00	7,126.40
	6,698.00	6,779.60	6,847.60	6,915.60	6,956.40	6,990.40	7,072.00	7,106.00	7,126.40
Subtotal Residential	192,804.07	187,085.48	180,102.70	180,649.25	178,624.71	179,848.26	181,158.57	183,211.81	185,666.71

COMMERCIAL SERVICES (Billed pe

TEXT IN RED BOX CONFIDENTIAL PER WAC 480-07-160

ess

Service Code	Feb-24	Revenue		Mar-23	Apr-23	May-23	Jun-23	Jul-23	Aug-23	Sep-23
<u>RESIDENTIAL SERVICES (billed per</u>										
RESIDENTIAL GARBAGE										
SL065.0G1W001WREC	83,379.21	998,568	1	3,345	3,346	3,347	3,348	3,348	3,346	3,346
SL095.0G1W001WREC	29,479.77	353,081	1	896	896	898	900	901	905	904
FL004.0Y2W001MF	2,116.32	25,396	1	4	4	4	4	4	4	4
FLO06.0Y1W001MF	10,099.62	121,195	1	27	27	27	27	27	27	27
FLO06.0Y2W001MF	10,001.60	120,019	1	14	14	14	14	14	14	14
BULKY-RES	581.05	5,790	1	18	25	6	48	3	14	8
OW-RES	4,025.00	102,852	1	2,055	2,157	1,894	1,213	547	551	333
DISPFEDMSW-RES	-	-		-	-	-	-	-	-	-
PDBAG-RES	-	1,656	1	-	-	300	-	-	-	-
REINSTATE-RES	26.80	81		-	1	-	-	-	-	-
TIME-RES	-	134		0	0	-	-	-	-	-
	<u>139,709.37</u>	<u>1,728,772.47</u>	64,332	<u>4,286</u>	<u>4,287</u>	<u>4,290</u>	<u>4,293</u>	<u>4,294</u>	<u>4,296</u>	<u>4,295</u>
RESIDENTIAL RECYCLING										
RECBINONLYR	22.80	160		2	2	1	1	1	1	2
RECPROGADJ-RES	31,912.40	383,005		4,202	4,200	4,200	4,199	4,200	4,199	4,199
MFWBINS	1,797.75	21,573		705	705	705	705	705	705	705
	<u>33,732.95</u>	<u>404,737.72</u>		<u>4,909</u>	<u>4,906</u>	<u>4,906</u>	<u>4,905</u>	<u>4,906</u>	<u>4,905</u>	<u>4,906</u>
RESIDENTIAL YARD WASTE										
GWRES	7,153.60	82,797		965	969	985	997	1,007	1,017	1,023
	<u>7,153.60</u>	<u>82,796.80</u>		<u>965</u>	<u>969</u>	<u>985</u>	<u>997</u>	<u>1,007</u>	<u>1,017</u>	<u>1,023</u>
Subtotal Residential	<u>180,595.92</u>	<u>2,216,306.99</u>		<u>10,160</u>	<u>10,162</u>	<u>10,181</u>	<u>10,195</u>	<u>10,207</u>	<u>10,218</u>	<u>10,224</u>

COMMERCIAL SERVICES (Billed pe

TEXT IN RED BOX CONFIDENTIAL PER WAC 480-07-160

ess

Service Code	Oct-23	Nov-23	Dec-23	Jan-24	Feb-24	Total	Avg Customer Count	Cart		Cont	
								Quantity	Count	Quantity	
RESIDENTIAL SERVICES (billed per											
RESIDENTIAL GARBAGE											
SL065.0G1W001WREC	3,348	3,348	3,352	3,354	3,355	40,184	3,349	X	1	3,349	
SL095.0G1W001WREC	902	902	900	901	902	10,808	901	X	1	901	
FL004.0Y2W001MF	4	4	4	4	4	48	4				1
FL006.0Y1W001MF	27	27	27	27	27	324	27				1
FL006.0Y2W001MF	14	14	14	14	14	168	14				1
BULKY-RES	18	8	2	2	17	168	14	X			
OW-RES	431	617	885	1,167	483	12,332	1,028	X			
DISPFEDMSW-RES	-	-	-	-	-	-	-				
PDBAG-RES	-	-	-	-	-	300	25	X			
REINSTATE-RES	-	3	-	-	2	6	0				
TIME-RES	0	-	-	0	-	1	0				
	<u>4,295</u>	<u>4,295</u>	<u>4,297</u>	<u>4,300</u>	<u>4,303</u>	<u>51,531</u>	<u>4,294</u>			<u>4,249</u>	
RESIDENTIAL RECYCLING											
RECBINONLYR	2	2	2	3	3	21	2		1	2	
RECPROGADJ-RES	4,200	4,200	4,200	4,199	4,199	50,395	4,200		1	4,200	
MFWBINS	705	705	705	705	705	8,460	705		1	705	
	<u>4,907</u>	<u>4,907</u>	<u>4,907</u>	<u>4,907</u>	<u>4,907</u>	<u>58,876</u>	<u>4,906</u>			<u>4,906</u>	
RESIDENTIAL YARD WASTE											
GWRES	1,028	1,040	1,045	1,048	1,052	12,176	1,015		1	1,015	
	<u>1,028</u>	<u>1,040</u>	<u>1,045</u>	<u>1,048</u>	<u>1,052</u>	<u>12,176</u>	<u>1,015</u>			<u>1,015</u>	
Subtotal Residential	<u>10,230</u>	<u>10,242</u>	<u>10,249</u>	<u>10,255</u>	<u>10,262</u>	<u>122,584</u>	<u>10,215</u>			<u>10,170</u>	

COMMERCIAL SERVICES (Billed pe

TEXT IN RED BOX CONFIDENTIAL PER WAC 480-07-160

ess

Service Code	ainer		Drop Box		Dump Fee Rat	Tariff Increase	Annual Increase	New Tariff Rate	Proposed Annual Revenue
	Count	Quantity	Count	Count					
RESIDENTIAL SERVICES (billed per									
RESIDENTIAL GARBAGE									
SL065.0G1W001WREC			FALSE	28.89	24.85	0.19	7,599.47	25.04	1,006,167.60
SL095.0G1W001WREC			FALSE	38.35	32.67	0.25	2,687.08	32.92	355,768.56
FL004.0Y2W001MF	4		#N/A	#N/A	529.08	4.03	193.27	533.11	25,589.11
FL006.0Y1W001MF	27		#N/A	#N/A	374.06	2.85	922.34	376.91	122,117.78
FL006.0Y2W001MF	14		#N/A	#N/A	714.4	5.44	913.39	719.84	120,932.59
BULKY-RES			TRUE	34.47	34.47	0.26	44.07	34.73	5,834.45
OW-RES			TRUE	8.34	8.34	0.06	782.74	8.40	103,634.24
DISPFEDMSW-RES			#N/A	#N/A	128.71	0.98	-	129.69	-
PDBAG-RES			#N/A	#N/A	5.52	0.04	12.60	5.56	1,668.60
REINSTATE-RES			TRUE	13.46	13.46	0.10	0.61	13.56	81.25
TIME-RES			TRUE	112.83	112.83	0.86	1.02	113.69	134.88
	<u>45</u>	<u>-</u>					<u>13,156.60</u>		<u>1,741,929.07</u>
RESIDENTIAL RECYCLING									
RECBINONLYR					7.6	0.84	17.54	8.44	177.14
RECPROGADJ-RES					7.6	0.84	42,096.84	8.44	425,101.96
MFWBINS					2.55	0.28	2,371.13	2.83	23,944.13
	<u>-</u>	<u>-</u>					<u>44,485.51</u>		<u>449,223.23</u>
RESIDENTIAL YARD WASTE									
GWRES					6.8	0.89	10,799.08	7.69	93,595.88
	<u>-</u>	<u>-</u>							
Subtotal Residential	<u>45</u>	<u>-</u>							

COMMERCIAL SERVICES (Billed pe

TEXT IN RED BOX CONFIDENTIAL PER WAC 480-07-160

Pierce County Refuse
 Revenue Price Out by Service Level and Line of Business
JBLM HOUSING
 March 2023 - February 2024

UTC Code	Service Code	Service Code Description	Tariff Item	Tariff Rate Effective 3/1/2023	Mar-23	Apr-23
COMMERCIAL GARBAGE						
JBLM HOUSINGCommercialACCESS-COMM	ACCESS-COMM	ACCESS-COMM	90	5.07	527.28	527.28
JBLM HOUSINGCommercialSL095.0G1W001WRECC	SL095.0G1W001WRECC	95 GL 1X WK W/RECY COMM 1	105	32.67	32.67	32.67
JBLM HOUSINGCOMMERCIALFL006.0Y1W001				-	-	-
JBLM HOUSINGCOMMERCIALFL006.0Y2W001				-	-	-
JBLM HOUSINGCOMMERCIALADJ-COMM	LADJ-COMM			-	(17.72)	-
JBLM HOUSINGCOMMERCIALBULKY-COMM	BULKY-COMM			-	206.82	-
JBLM HOUSINGCOMMERCIALREINSTATE-COMM	REINSTATE-COMM			-	-	-
JBLM HOUSINGCOMMERCIALTIME-COMM	TIME-COMM			-	-	-
TOTAL COMMERCIAL GARBAGE					749.05	559.95
COMMERCIAL RECYCLING						
TOTAL COMMERCIAL RECYCLING						
Subtotal Commercial					749.05	559.95
 <u>DROP BOX SERVICES</u>						
DROP BOX HAULS/RENTAL						
JBLM HOUSINGRoll offHAUL20-RO	HAUL20-RO	HAUL 20 YD - RO	260	161.79	161.79	-
JBLM HOUSINGRoll offHAUL30-RO	HAUL30-RO	HAUL 30 YD - RO	260	169.25	507.75	338.50
JBLM HOUSINGRoll offHAUL40-RO	HAUL40-RO	HAUL 40 YD - RO	260	175.63	3,161.34	2,634.45
JBLM HOUSINGRoll offRENT20MO-RO	RENT20MO-RO	RENTAL FEE 20 YD MONTHLY	260	63.16	63.16	63.16
JBLM HOUSINGRoll offRENT30MO-RO	RENT30MO-RO	RENTAL FEE 30 YD MONTHLY	260	63.16	63.16	63.16
JBLM HOUSINGRoll offRENT40MO-RO	RENT40MO-RO	RENTAL FEE 40 YD MONTHLY	260	63.16	126.32	126.32
JBLM HOUSINGRoll offMILE-RO	MILE-RO	MILEAGE FEE - RO	260	3.19	287.10	207.35
JBLM HOUSINGRoll offRTRNTRIP-RO	RTRNTRIP-RO	RETURN TRIP FEE - RO	52	63.86	383.16	574.74
JBLM HOUSINGRoll offLABOR1.5X-RO	LABOR1.5X-RO	LABOR TIME AND A HALF - R	160	179.63	-	-
TOTAL DROP BOX HAULS/RENTAL					4,753.78	4,007.68

TEXT IN RED BOX CONFIDENTIAL PER WAC 480-07-160

ess

Service Code	May-23	Jun-23	Jul-23	Aug-23	Sep-23	Oct-23	Nov-23	Dec-23	Jan-24
COMMERCIAL GARBAGE									
ACCESS-COMM	527.28	527.28	527.28	527.28	527.28	527.28	527.28	527.28	527.28
SL095.0G1W001WRECC	32.67	32.67	32.67	32.67	32.67	32.67	32.67	32.67	32.67
	-	-	-	-	-	-	-	-	-
	-	-	-	-	-	-	-	-	-
LADJ-COMM	-	-	-	-	-	-	-	-	-
BULKY-COMM	-	-	102.66	-	-	-	-	183.82	-
REINSTATE-COMM	-	-	-	-	-	26.92	-	-	-
TIME-COMM	29.94	-	-	-	-	-	-	-	-
	589.89	559.95	662.61	559.95	559.95	586.87	559.95	743.77	559.95
COMMERCIAL RECYCLING									
Subtotal Commercial	589.89	559.95	662.61	559.95	559.95	586.87	559.95		
<u>DROP BOX SERVICES</u>									
DROP BOX HAULS/RENTAL									
HAUL20-RO	-	-	-	161.79	-	161.79	161.79	161.79	-
HAUL30-RO	338.50	338.50	338.50	507.75	169.25	338.50	507.75	338.50	338.50
HAUL40-RO	5,620.16	3,336.97	2,634.45	3,512.60	2,634.45	3,161.34	6,673.94	2,283.19	3,512.60
RENT20MO-RO	63.16	63.16	63.16	63.16	63.16	63.16	63.16	63.16	63.16
RENT30MO-RO	63.16	63.16	63.16	63.16	63.16	63.16	63.16	63.16	63.16
RENT40MO-RO	167.04	126.32	126.32	126.32	126.32	126.32	208.51	126.32	126.32
MILE-RO	395.56	271.15	226.49	309.43	213.73	274.34	389.18	204.16	258.39
RTRNTRIP-RO	702.46	447.02	574.74	447.02	510.88	-	63.86	127.72	63.86
LABOR1.5X-RO	-	-	-	-	-	-	-	-	-
	7,350.04	4,646.28	4,026.82	5,191.23	3,780.95	4,188.61	8,131.35	3,368.00	4,425.99

TEXT IN RED BOX CONFIDENTIAL PER WAC 480-07-160

ess

Service Code	Feb-24	Revenue	Mar-23	Apr-23	May-23	Jun-23	Jul-23	Aug-23	Sep-23
COMMERCIAL GARBAGE									
ACCESS-COMM	527.28	6,327	104	104	104	104	104	104	104
SL095.0G1W001WRECC	32.67	392	1	1	1	1	1	1	1
	-	-							
	-	-							
LADJ-COMM	-	(18)							
BULKY-COMM	-	493							
REINSTATE-COMM	-	27							
TIME-COMM	-	30							
	<u>559.95</u>	<u>7,251.84</u>	<u>12</u>	<u>1</u>	<u>1</u>	<u>1</u>	<u>1</u>	<u>1</u>	<u>1</u>
COMMERCIAL RECYCLING									
Subtotal Commercial		<u>7,251.84</u>	<u>1</u>	<u>1</u>	<u>1</u>	<u>1</u>	<u>1</u>	<u>1</u>	<u>1</u>
<u>DROP BOX SERVICES</u>									
DROP BOX HAULS/RENTAL									
HAUL20-RO	-	809	1	-	-	-	-	1	-
HAUL30-RO	338.50	4,401	3	2	2	2	2	3	1
HAUL40-RO	2,810.08	41,976	18	15	32	19	15	20	15
RENT20MO-RO	63.16	758	1	1	1	1	1	1	1
RENT30MO-RO	63.16	758	1	1	1	1	1	1	1
RENT40MO-RO	126.32	1,639	2	2	3	2	2	2	2
MILE-RO	232.87	3,270	90	65	124	85	71	97	67
RTRNTRIP-RO	-	3,895	6	9	11	7	9	7	8
LABOR1.5X-RO	-	-	-	-	-	-	-	-	-
	<u>3,634.09</u>	<u>57,504.82</u>	<u>4</u>	<u>4</u>	<u>5</u>	<u>4</u>	<u>4</u>	<u>4</u>	<u>4</u>

TEXT IN RED BOX CONFIDENTIAL PER WAC 480-07-160

ess

Service Code	Oct-23	Nov-23	Dec-23	Jan-24	Feb-24	Total	Avg
							Customer Count
COMMERCIAL GARBAGE							
ACCESS-COMM	104	104	104	104	104	1,248	104
SL095.0G1W001WRECC	1	1	1	1	1	12	1
LADJ-COMM							
BULKY-COMM							
REINSTATE-COMM							
TIME-COMM							
	1	1	1	1	1	12	1
COMMERCIAL RECYCLING							
Subtotal Commercial	1	1	1	1	1	12	1
<u>DROP BOX SERVICES</u>							
DROP BOX HAULS/RENTAL							
HAUL20-RO	1	1	1	-	-	5	0
HAUL30-RO	2	3	2	2	2	26	2
HAUL40-RO	18	38	13	20	16	239	20
RENT20MO-RO	1	1	1	1	1	12	1
RENT30MO-RO	1	1	1	1	1	12	1
RENT40MO-RO	2	3	2	2	2	26	2
MILE-RO	86	122	64	81	73	1,025	85
RTRNTRIP-RO	-	1	2	1	-	61	5
LABOR1.5X-RO	-	-	-	-	-	-	-
	4	5	4	4	4	50	4

Cart		Cont
Quantity	Count	Quantity

1 1

1

1

-

TEXT IN RED BOX CONFIDENTIAL PER WAC 480-07-160

ess

Service Code	ainer		Drop Box		Dump Fee Rat	Tariff Increase	Annual Increase	New Tariff Rate	Proposed Annual Revenue
	Count	Quantity	Count	Count					
COMMERCIAL GARBAGE									
ACCESS-COMM					5.07	0.04	48.15	5.11	6,375.51
SL095.0G1W001WRECC					32.67	0.25	2.98	32.92	395.02
LADJ-COMM									-17.72
BULKY-COMM									493.3
REINSTATE-COMM									26.92
TIME-COMM									29.94
							51.14		7,273.04
	-		-						
COMMERCIAL RECYCLING									
Subtotal Commercial	-		-						
<u>DROP BOX SERVICES</u>									
DROP BOX HAULS/RENTAL									
HAUL20-RO					161.79	1.23	6.16	163.02	815.11
HAUL30-RO					169.25	1.29	33.49	170.54	4,433.99
HAUL40-RO					175.63	1.34	319.45	176.97	42,295.02
RENT20MO-RO		1	1		63.16	0.48	5.77	63.64	763.69
RENT30MO-RO		1	1		63.16	0.48	5.77	63.64	763.69
RENT40MO-RO		1	2		63.16	0.48	12.47	63.64	1,651.22
MILE-RO					3.19	0.02	24.88	3.21	3,294.63
RTRNTRIP-RO					63.86	0.49	29.65	64.35	3,925.11
LABOR1.5X-RO					179.63	1.37	-	181.00	-
	-		4				437.63		57,942.45

TEXT IN RED BOX CONFIDENTIAL PER WAC 480-07-160

ess

Service Code	May-23	Jun-23	Jul-23	Aug-23	Sep-23	Oct-23	Nov-23	Dec-23	Jan-24
PASSTHROUGH DISPOSAL									
DISPFEDMSW-RO	7,869.35	6,452.23	5,217.91	8,678.91	5,223.05	9,420.28	10,214.45	5,243.64	6,803.62
	<u>7,869.35</u>	<u>6,452.23</u>	<u>5,217.91</u>	<u>8,678.91</u>	<u>5,223.05</u>	<u>9,420.28</u>	<u>10,214.45</u>	<u>5,243.64</u>	<u>6,803.62</u>
Subtotal Drop Box	<u>15,219.39</u>	<u>11,098.51</u>	<u>9,244.73</u>	<u>13,870.14</u>	<u>9,004.00</u>	<u>13,608.89</u>	<u>18,345.80</u>	<u>8,611.64</u>	<u>11,229.61</u>
Service Charges									
ADJ-FIN	-	-	-	-	-	-	-	-	-
RETCKC	-	-	-	-	-	-	-	-	-
Subtotal Service Charges	<u>-</u>	<u>-</u>	<u>-</u>	<u>-</u>	<u>-</u>	<u>-</u>	<u>-</u>	<u>-</u>	<u>-</u>
Grand Total District Operations	<u>208,613.35</u>	<u>198,743.94</u>	<u>190,010.04</u>	<u>195,079.34</u>	<u>188,188.66</u>	<u>194,044.02</u>	<u>200,064.32</u>	<u>191,823.45</u>	<u>196,896.32</u>

TEXT IN RED BOX CONFIDENTIAL PER WAC 480-07-160

ess

Service Code	Feb-24	Revenue	Mar-23	Apr-23	May-23	Jun-23	Jul-23	Aug-23	Sep-23
PASSTHROUGH DISPOSAL									
DISPFEDMSW-RO	5,924.52	83,645	-	-	-				
	<u>5,924.52</u>	<u>83,644.77</u>							
Subtotal Drop Box	<u>9,558.61</u>	<u>141,149.59</u>	<u>4</u>	<u>4</u>	<u>5</u>	<u>4</u>	<u>4</u>	<u>4</u>	<u>4</u>
Service Charges									
ADJ-FIN		-							
RETCKC		-							
Subtotal Service Charges		<u>-</u>							
Grand Total District Operations	<u>190,154.53</u>	<u>2,364,708.42</u>	<u>10,165</u>	<u>10,167</u>	<u>10,186</u>	<u>10,200</u>	<u>10,212</u>	<u>10,223</u>	<u>10,229</u>

1,877,173.90
404,737.72
82,796.80
(0)

TEXT IN RED BOX CONFIDENTIAL PER WAC 480-07-160

ess

Service Code	Oct-23	Nov-23	Dec-23	Jan-24	Feb-24	Total	Avg
							Customer Count
PASSTHROUGH DISPOSAL DISPFEDMSW-RO							
Subtotal Drop Box	<u>4</u>	<u>5</u>	<u>4</u>	<u>4</u>	<u>4</u>	<u>50</u>	<u>4</u>
<u>Service Charges</u>							
ADJ-FIN							
RETCKC							
Subtotal Service Charges							
Grand Total District Operations	<u>10,235</u>	<u>10,249</u>	<u>10,254</u>	<u>10,260</u>	<u>10,267</u>	<u>122,646</u>	<u>10,220</u>
						Less MF	(705)
							9,515

Cart		Cont
Quantity	Count	Quantity

-

10,171

TEXT IN RED BOX CONFIDENTIAL PER WAC 480-07-160

ess

	ainer	Drop Box	
Service Code			
	Count	Quantity	Count

Dump Fee Rat	Tariff Increase	Annual Increase	New Tariff Rate	Proposed Annual Revenue
--------------	--------------------	--------------------	--------------------	-------------------------------

PASSTHROUGH DISPOSAL
DISPFEDMSW-RO

83,645

Subtotal Drop Box

	-	4	
--	---	----------	--

Service Charges

ADJ-FIN
RETCKC

Subtotal Service Charges

Grand Total District Operations

	45	4	
--	-----------	----------	--

MSW	13,645.37	13,615.43	1,890,789.33
Recycling	44,485.51	44,485.51	449,223.23
YW	10,799.08	10,799.08	93,595.88
	68,929.95	68,900.01	2,433,608.43

TEXT IN RED BOX CONFIDENTIAL PER WAC 480-07-160

Pierce County - Fort Lewis
 Revenue Price Out by Service Level and Line of Business
FORT LEWIS
 March 2023 - February 2024

UTC Code	Service Code	Service Code Description	LOB	GL Account	Tariff item	Tariff Rate Effective 3/1/2023	Mar-23	Apr-23
<u>RESIDENTIAL SERVICES (billed per month unless noted)</u>								
RESIDENTIAL GARBAGE								
FORT LEWISResidential	BULKY-RES	BULKY ITEM PICK UP - RES	Resi MSW Extra	32001	150	34.47	-	-
TOTAL RESIDENTIAL GARBAGE							-	-
Subtotal Residential							-	-
<u>COMMERCIAL SERVICES (Billed per pickup unless noted)</u>								
COMMERCIAL GARBAGE								
FORT LEWISCommercial	FL001.0Y1W001	FL001.0Y1W001	1 YD 1X WK 1	Comm MSW	33000	108	86.66	606.62
FORT LEWISCommercial	FL001.5Y1W001	FL001.5Y1W001	1.5 YD 1X WK 1	Comm MSW	33000	108	119.18	357.54
FORT LEWISCommercial	FL001.5Y2W001	FL001.5Y2W001	1.5 YD 2X WK 1	Comm MSW	33000	108	219.24	657.72
FORT LEWISCommercial	FL001.5Y3W001	FL001.5Y3W001	1.5 YD 3X WK 1	Comm MSW	33000	108	319.31	957.93
FORT LEWISCommercial	FL001.5Y4W001	FL001.5Y4W001	1.5 YD 4X WK 1			108	419.38	419.38
FORT LEWISCommercial	FL001.5Y5W001	FL001.5Y5W001	1.5 YD 5X WK 1			108	519.44	3,636.08
FORT LEWISCommercial	FL002.0Y1W001	FL002.0Y1W001	2 YD 1X WK 1	Comm MSW	33000	108	152.18	1,065.26
FORT LEWISCommercial	FL002.0Y2W001	FL002.0Y2W001	2 YD 2X WK 1			108	284.11	568.22
FORT LEWISCommercial	FL002.0Y3W001	FL002.0Y3W001	2 YD 3X WK 1	Comm MSW	33000	108	416.05	1,664.20
FORT LEWISCommercial	FL002.0Y5W001	FL002.0Y5W001	2 YD 5X WK 1			108	679.92	679.92
FORT LEWISCOMMERCIAL	FL002.0YEO001	FL002.0YEO001					-	97.55
FORT LEWISCommercial	FL003.0Y1W001	FL003.0Y1W001	3 YD 1X WK 1	Comm MSW	33000	108	209.53	1,047.65
FORT LEWISCommercial	FL003.0Y2W001	FL003.0Y2W001	3 YD 2X WK 1	Comm MSW	33000	108	393.77	-
FORT LEWISCommercial	FL004.0Y1W001	FL004.0Y1W001	4 YD 1X WK 1	Comm MSW	33000	108	278.02	556.04
FORT LEWISCommercial	FL006.0Y1W001	FL006.0Y1W001	6 YD 1X WK 1	Comm MSW	33000	108	374.06	1,122.18
FORT LEWISCommercial	FL006.0Y2W001	FL006.0Y2W001	6 YD 2X WK 1	Comm MSW	33000	108	714.40	1,567.79
FORT LEWISCommercial	FL006.0Y3W001	FL006.0Y3W001	6 YD 3X WK 1	Comm MSW	33000	108	1,054.73	6,328.38
FORT LEWISCommercial	FL001.0YXX001TEM	FL001.0YXX001TEMPC	1 YD TEMP 1			108	22.10	-
FORT LEWISCommercial	FL002.0YXX001TEM	FL002.0YXX001TEMPC	2 YD TEMP 1			108	35.79	-
FORT LEWISCommercial	FL004.0YXX001TEM	FL004.0YXX001TEMPC	4 YD TEMP 1	Comm MSW	33000	108	64.00	-
FORT LEWISCommercial	FL006.0YXX001TEM	FL006.0YXX001TEMPC	6 YD TEMP 1	Comm MSW	33000	108	109.91	-
FORT LEWISCommercial	SL065.0G1W001NO	SL065.0G1W001NORECC	65 GL 1X WK NO RECY COMM	Comm MSW	33000	105	24.85	99.40
FORT LEWISCommercial	SL065.0G1W001WF	SL065.0G1W001WRECC	65 GL 1X WK W/RECY COMM 1	Comm MSW	33000	105	24.85	298.20
FORT LEWISCommercial	SL095.0G1W001NO	SL095.0G1W001NORECC	95 GL 1X WK NO RECY COMM	Comm MSW	33000	105	32.67	196.02
FORT LEWISCommercial	RENT1TEMP-COMM	RENT1TEMP-COMM	RENT 1 YD TEMP - COMM			108	0.51	-
FORT LEWISCommercial	RENT2TEMP-COMM	RENT2TEMP-COMM	RENT 2 YD TEMP - COMM			108	0.66	-
FORT LEWISCommercial	RENT4TEMP-COMM	RENT4TEMP-COMM	RENT 4 YD TEMP - COMM	Comm MSW	33000	108	0.95	-
FORT LEWISCommercial	RENT6TEMP-COMM	RENT6TEMP-COMM	RENT 6 YD TEMP - COMM	Comm MSW	33000	108	1.40	-
FORT LEWISCommercial	EXTRA-COMM	EXTRA-COMM	EXTRA CAN, BAG, BOX - COM	Comm MSW Extra	33001	105	4.17	-
FORT LEWISCommercial	EXTRAYDG-COM	EXTRAYDG-COM	EXTRA YARDAGE - COMM	Comm MSW Extra	33001	150	34.54	-

TEXT IN RED BOX CONFIDENTIAL PER WAC 480-07-160

e of Business

Service Code				Revenue	Avg Customer Count
	Dec-23	Jan-24	Feb-24		
RESIDENTIAL SERVICES (bill)					
RESIDENTIAL GARBAGE					
BULKY-RES	-	9	-	19	2
<hr/>					
<hr/>					
Subtotal Residential	-	-	-	-	-

Cart		Container		Drog
Quantity	Count	Quantity	Count	Quantity

COMMERCIAL SERVICES (Bi

Service Code				Revenue	Avg Customer Count
	Dec-23	Jan-24	Feb-24		
				7,691	
COMMERCIAL GARBAGE					
FL001.0Y1W001	7	7	7	89	7
FL001.5Y1W001	3	3	4	37	3
FL001.5Y2W001	3	3	3	36	3
FL001.5Y3W001	3	3	3	36	3
FL001.5Y4W001	1	1	1	12	1
FL001.5Y5W001	7	7	7	84	7
FL002.0Y1W001	7	6	7	82	7
FL002.0Y2W001	2	2	2	24	2
FL002.0Y3W001	4	4	4	48	4
FL002.0Y5W001	1	1	1	12	1
FL002.0YEO001	-	-	-	-	-
FL003.0Y1W001	5	5	5	60	5
FL003.0Y2W001	-	1	1	2	0
FL004.0Y1W001	1	1	1	15	1
FL006.0Y1W001	4	4	4	49	4
FL006.0Y2W001	1	1	1	13	1
FL006.0Y3W001	10	6	6	97	8
FL001.0YXX001TEMPC	-	-	-	-	-
FL002.0YXX001TEMPC	-	-	-	-	-
FL004.0YXX001TEMPC	-	-	-	-	-
FL006.0YXX001TEMPC	-	-	-	2	0
SL065.0G1W001NORECC	4	4	4	48	4
SL065.0G1W001WRECC	12	12	12	144	12
SL095.0G1W001NORECC	6	6	6	72	6
RENT1TEMP-COMM	-	-	-	-	-
RENT2TEMP-COMM	-	-	-	-	-
RENT4TEMP-COMM	-	-	-	-	-
RENT6TEMP-COMM	-	-	-	7	2
EXTRA-COMM	-	-	-	5	-
EXTRAYDG-COM	-	-	-	-	-

+

1	4
1	12
1	6

TEXT IN RED BOX CONFIDENTIAL PER WAC 480-07-160

e of Business

Service Code	Dump Fee Rat	Tariff Increase	Annual Increase	New Tariff Rate	Proposed Annual Revenue	Red Box	
						Count	Count
RESIDENTIAL SERVICES (bill)							
RESIDENTIAL GARBAGE							
BULKY-RES	TRUE	34.47	34.47	0.26	4.85	34.73	643
						5	
Subtotal Residential							
COMMERCIAL SERVICES (Bill)							
COMMERCIAL GARBAGE				7,749.60			
FL001.0Y1W001		101.86	86.66	0.66	58.53	87.32	7,750
FL001.5Y1W001		139.6	119.18	0.91	33.74	120.09	4,467
FL001.5Y2W001		260.11	219.24	1.67	60.07	220.91	7,953
FL001.5Y3W001		380.61	319.31	2.43	87.48	321.74	11,583
FL001.5Y4W001	#N/A	419.38		3.19	38.30	422.57	5,071
FL001.5Y5W001	#N/A	519.44		3.95	332.06	523.39	43,965
FL002.0Y1W001		178.81	152.18	1.16	95.20	153.34	12,604
FL002.0Y2W001		337.38	284.11	2.16	51.89	286.27	6,871
FL002.0Y3W001		495.94	416.05	3.17	151.98	419.22	20,122
FL002.0Y5W001		813.07	679.92	5.17	62.09	685.09	8,221
FL002.0YEO001		99.72	0	-	-	-	976
FL003.0Y1W001		250.28	209.53	1.59	95.68	211.12	12,667
FL003.0Y2W001		475.26	393.77	3.00	5.99	396.77	794
FL004.0Y1W001		329.12	278.02	2.12	32.27	280.14	4,272
FL006.0Y1W001		450.74	374.06	2.85	139.63	376.91	18,487
FL006.0Y2W001		867.76	714.4	5.44	73.39	719.84	9,717
FL006.0Y3W001		1284.79	1054.73	8.03	780.60	1,062.76	103,351
FL001.0YXX001TEMPC		25.39	22.1	0.17	-	22.27	-
FL002.0YXX001TEMPC		41.44	35.79	0.27	-	36.06	-
FL004.0YXX001TEMPC	#N/A	64		0.49	-	64.49	-
FL006.0YXX001TEMPC		104.51	109.91	0.84	1.67	110.75	221
SLO65.0G1W001NORECC		31.65	24.85	0.19	9.08	25.04	1,202
SLO65.0G1W001WRECC		31.65	24.85	0.19	27.23	25.04	3,606
SLO95.0G1W001NORECC		40.49	32.67	0.25	17.90	32.92	2,370
RENT1TEMP-COMM		0.51	0.51	0.00	-	0.51	-
RENT2TEMP-COMM		0.66	0.66	0.01	-	0.67	-
RENT4TEMP-COMM	#N/A	0.95		0.01	-	0.96	-
RENT6TEMP-COMM		1.4	1.4	0.01	0.07	1.41	10
EXTRA-COMM		3.6	4.17	0.03	0.16	4.20	21
EXTRAYDG-COM		34.54	34.54	0.26	-	34.80	-

TEXT IN RED BOX CONFIDENTIAL PER WAC 480-07-160

Pierce County - Fort Lewis
 Revenue Price Out by Service Level and Line of Business
FORT LEWIS
 March 2023 - February 2024

UTC Code	Service Code	Service Code Description	LOB	GL Account	Tariff item	Tariff Rate	Mar-23	Apr-23	
						Effective 3/1/2023			
FORT LEWISCommercialACCESS-COMM	ACCESS-COMM	ACCESS FEE - COMM	Comm MSW	33000	90	5.07	5.07	5.07	
FORT LEWISCommercialCLEAN1-COMM	CLEAN1-COMM	CLEANING FEE 1 YD - COMM			210	20.22	-	-	
FORT LEWISCommercialCLEAN2-COMM	CLEAN2-COMM	CLEANING FEE 2 YD - COMM			210	20.22	-	-	
FORT LEWISCommercialCLEAN4-COMM	CLEAN4-COMM	CLEANING FEE 4 YD - COMM	Comm MSW Extra	33001	210	20.24	-	-	
FORT LEWISCommercialCLEAN6-COMM	CLEAN6-COMM	CLEANING FEE 6 YD - COMM	Comm MSW Extra	33001	210	30.36	-	-	
FORT LEWISCommercialDEL1TEMP-COMM	DEL1TEMP-COMM	CLEANING FEE 6 YD - COMM			210	30.36	-	-	
FORT LEWISCommercialDEL2TEMP-COMM	DEL2TEMP-COMM	DELIVERY FEE 2 YD TEMP -	Comm MSW Extra	33001	240	24.18	-	-	
FORT LEWISCommercialDEL4TEMP-COMM	DEL4TEMP-COMM	DELIVERY FEE 4 YD TEMP - COMM	Comm MSW Extra	33001	240	24.18	-	-	
FORT LEWISCommercialDEL6TEMP-COMM	DEL6TEMP-COMM	DELIVERY FEE 6 YD TEMP -	Comm MSW Extra	33001	240	45.53	-	-	
FORT LEWISCommercialREINSTATE-COMM	REINSTATE-COMM	REINSTATE FEE - COMM	Comm MSW Extra	33001	51	13.46	-	-	
FORT LEWISCommercialSP2-COMM	SP2-COMM	SPECIAL PICK UP 2 YD - CO	Comm MSW Extra	33001	108	51.76	-	-	
FORT LEWISCommercialSP6-COMM	SP6-COMM	SPECIAL PICK UP 6 YD - CO	Comm MSW Extra	33001	108	99.89	-	410.34	
FORT LEWISsurcCOMM	COMMODITY SURCHARGE	COMMODITY SURCHARGE				-	-	-	
FORT LEWISCommercialBULKY-COMM	BULKY-COMM	BULKY-COMM			150	34.47	-	68.94	
FORT LEWISCOMMERCIALSP4-COMM	SP4-COMM				108	79.27	-	-	
TOTAL COMMERCIAL GARBAGE								<u>21,931.15</u>	<u>23,701.16</u>
Subtotal Commercial								<u>21,931.15</u>	<u>23,701.16</u>
<u>DROP BOX SERVICES</u>									
DROP BOX HAULS/RENTAL									
FORT LEWISRoll offHAUL20-RO	HAUL20-RO	HAUL 20 YD - RO	RO Perm	31000	260	161.79	808.95	647.16	
FORT LEWISRoll offHAUL30-RO	HAUL30-RO	HAUL 30 YD - RO	RO Perm	31000	260	169.25	677.00	507.75	
FORT LEWISRoll offHAUL40-RO	HAUL40-RO	HAUL 40 YD - RO	RO Perm	31000	260	175.63	702.52	702.52	
FORT LEWISRoll offFINAL20-RO	FINAL20-RO	FINAL PULL 20 YD - RO	RO Perm	31000	260	161.79	-	-	
FORT LEWISRoll offFINAL30-RO	FINAL30-RO	FINAL PULL 30 YD - RO	RO Perm	31000	260	169.25	-	-	
FORT LEWISRoll offFINAL40-RO	FINAL40-RO	FINAL PULL 40 YD - RO	RO Perm	31000	260	175.63	175.63	-	
FORT LEWISRoll offHAUL20-CP	HAUL20-CP	COMPACTOR HAUL 20 YD - RO	RO Perm	31000	275	190.53	571.59	381.06	
FORT LEWISRoll offDEL20TEMP-RO	DEL20TEMP-RO	DELIVERY FEE 20 YD TEMP -	RO Temp	31001	260	112.83	-	-	
FORT LEWISRoll offDEL30TEMP-RO	DEL30TEMP-RO	DELIVERY FEE 30 YD TEMP -	RO Temp	31001	260	112.83	-	-	
FORT LEWISRoll offDEL40TEMP-RO	DEL40TEMP-RO	DELIVERY FEE 40 YD TEMP -	RO Temp	31001	260	112.83	-	-	
JBLM HOUSINGROLL OFFDEL40-RO	DEL40-RO					-	-	-	
JBLM HOUSINGROLL OFFEXWGHT-RO	EXWGHT-RO					-	-	-	
FORT LEWISRoll offEXWGHT-RO	EXWGHT-RO	Extra Weight			207	0.20	-	-	
FORT LEWISRoll offFINAL20TEMP-RO	FINAL20TEMP-RO	FINAL PULL 20 YD TEMP - R	RO Temp	31001	260	176.16	-	-	
FORT LEWISRoll offFINAL30TEMP-RO	FINAL30TEMP-RO	FINAL PULL 30 YD TEMP - R	RO Temp	31001	260	183.08	-	-	
FORT LEWISRoll offFINAL40TEMP-RO	FINAL40TEMP-RO	FINAL PULL 40 YD TEMP - R	RO Temp	31001	260	190.00	-	-	
FORT LEWISRoll offHAUL20TEMP-RO	HAUL20TEMP-RO	HAUL 20 YD TEMP - RO	RO Temp	31001	260	176.16	-	-	
FORT LEWISRoll offHAUL30TEMP-RO	HAUL30TEMP-RO	HAUL 30 YD TEMP - RO	RO Temp	31001	260	183.08	-	-	

TEXT IN RED BOX CONFIDENTIAL PER WAC 480-07-160

e of Business

Service Code	May-23	Jun-23	Jul-23	Aug-23	Sep-23	Oct-23	Nov-23	Dec-23	Jan-24
ACCESS-COMM	5.07	5.07	5.07	5.07	5.07	5.07	5.07	5.07	6.08
CLEAN1-COMM	-	-	-	-	-	-	-	-	-
CLEAN2-COMM	-	-	-	-	-	-	-	-	-
CLEAN4-COMM	-	-	-	-	-	-	-	-	-
CLEAN6-COMM	30.36	-	-	-	-	-	-	-	-
DEL1TEMP-COMM	-	-	-	-	-	-	-	-	-
DEL2TEMP-COMM	-	-	-	-	-	-	-	-	-
DEL4TEMP-COMM	-	-	-	-	-	-	-	-	-
DEL6TEMP-COMM	45.53	-	-	-	-	-	-	-	-
REINSTATE-COMM	-	-	-	-	-	-	-	-	-
SP2-COMM	-	-	-	-	-	-	-	-	-
SP6-COMM	957.46	273.56	-	1,094.24	410.34	-	-	-	-
COMMODITY SURCHARGE	-	-	-	-	-	-	-	-	-
BULKY-COMM	-	-	-	-	-	-	-	-	-
SP4-COMM	-	79.27	-	-	-	-	-	-	-
	24,834.22	24,511.24	24,041.84	25,223.52	24,880.87	25,509.74	25,028.17	24,952.08	21,373.13

Subtotal Commercial	24,834.22	24,511.24	24,041.84	25,223.52	24,880.87	25,509.74	25,028.17		
----------------------------	------------------	------------------	------------------	------------------	------------------	------------------	------------------	--	--

DROP BOX SERVICES

DROP BOX HAULS/RENTAL

HAUL20-RO	485.37	970.74	485.37	647.16	970.74	647.16	323.58	485.37	323.58
HAUL30-RO	338.50	507.75	507.75	507.75	507.75	338.50	338.50	338.50	169.25
HAUL40-RO	526.89	351.26	351.26	351.26	175.63	-	175.63	-	175.63
FINAL20-RO	-	-	161.79	-	-	-	-	-	161.79
FINAL30-RO	-	-	-	-	-	-	-	-	-
FINAL40-RO	175.63	-	-	-	351.26	-	-	-	-
HAUL20-CP	381.06	381.06	381.06	571.59	381.06	381.06	381.06	381.06	571.59
DEL20TEMP-RO	112.83	225.66	-	-	112.83	-	-	112.83	-
DEL30TEMP-RO	112.83	-	112.83	-	-	-	112.83	-	-
DEL40TEMP-RO	-	-	-	112.83	451.32	-	-	112.83	112.83
DEL40-RO	-	-	-	-	-	-	2,707.82	-	-
EXWGHT-RO	-	-	-	140.00	-	-	320.00	-	-
EXWGHT-RO	-	-	-	-	-	-	-	-	-
FINAL20TEMP-RO	176.16	176.16	-	-	176.16	-	-	-	176.16
FINAL30TEMP-RO	183.08	-	183.08	-	-	-	183.08	-	-
FINAL40TEMP-RO	-	-	-	190.00	380.00	-	190.00	-	190.00
HAUL20TEMP-RO	-	352.32	-	-	176.16	-	-	176.16	-
HAUL30TEMP-RO	183.08	-	-	-	-	-	183.08	-	-

TEXT IN RED BOX CONFIDENTIAL PER WAC 480-07-160

e of Business

Service Code	Feb-24	Revenue	Mar-23	Apr-23	May-23	Jun-23	Jul-23	Aug-23	Sep-23	Oct-23	Nov-23	
ACCESS-COMM	10.14	67	1	1	1	1	1	1	1	1	1	
CLEAN1-COMM	-	-	-	-	-	-	-	-	-	-	-	
CLEAN2-COMM	-	-	-	-	-	-	-	-	-	-	-	
CLEAN4-COMM	-	-	30.36	-	-	-	-	-	-	-	-	
CLEAN6-COMM	-	30	-	-	1	-	-	-	-	-	-	
DEL1TEMP-COMM	-	-	-	-	-	-	-	-	-	-	-	
DEL2TEMP-COMM	-	-	-	-	-	-	-	-	-	-	-	
DEL4TEMP-COMM	-	-	-	-	-	-	-	-	-	-	-	
DEL6TEMP-COMM	-	46	-	-	1	-	-	-	-	-	-	
REINSTATE-COMM	-	-	-	-	-	-	-	-	-	-	-	
SP2-COMM	-	-	1	-	-	-	-	-	-	-	-	
SP6-COMM	-	3,146	1	4	10	3	-	11	4	-	-	
COMMODITY SURCHARGE	-	-	-	-	-	-	-	-	-	-	-	
BULKY-COMM	-	69	1	2	-	-	-	-	-	-	-	
SP4-COMM	-	79	1	-	-	1	-	-	-	-	-	
	<u>21,594.27</u>	<u>287,581.39</u>	1,021	<u>78</u>	<u>79</u>	<u>81</u>	<u>81</u>	<u>81</u>	<u>81</u>	<u>81</u>	<u>83</u>	<u>81</u>
Subtotal Commercial		<u>287,581.39</u>		<u>78</u>	<u>79</u>	<u>81</u>	<u>81</u>	<u>81</u>	<u>81</u>	<u>83</u>	<u>81</u>	

DROP BOX SERVICES

DROP BOX HAULS/RENTAL

HAUL20-RO	485.37	7,281	5	4	3	6	3	4	6	4	2
HAUL30-RO	338.50	5,078	4	3	2	3	3	3	3	2	2
HAUL40-RO	351.26	3,864	4	4	3	2	2	2	1	-	1
FINAL20-RO	-	324	-	-	-	-	1	-	-	-	-
FINAL30-RO	-	-	-	-	-	-	-	-	-	-	-
FINAL40-RO	-	703	1	-	1	-	-	-	2	-	-
HAUL20-CP	381.06	5,144	3	2	2	2	2	3	2	2	2
DEL20TEMP-RO	112.83	677	-	-	1	2	-	-	1	-	-
DEL30TEMP-RO	-	338	-	-	1	-	1	-	-	-	1
DEL40TEMP-RO	-	790	-	-	-	-	-	1	4	-	-
DEL40-RO	-	2,708	-	-	-	-	-	-	-	-	-
EXWGHT-RO	-	460	-	-	-	-	-	-	-	-	-
EXWGHT-RO	-	-	-	-	-	-	-	-	-	-	-
FINAL20TEMP-RO	176.16	881	-	-	1	1	-	-	1	-	-
FINAL30TEMP-RO	-	549	-	-	1	-	1	-	-	-	1
FINAL40TEMP-RO	380.00	1,330	-	-	-	-	-	1	2	-	1
HAUL20TEMP-RO	-	705	-	-	-	2	-	-	1	-	-
HAUL30TEMP-RO	-	366	-	-	1	-	-	-	-	-	1

TEXT IN RED BOX CONFIDENTIAL PER WAC 480-07-160

e of Business

Service Code				Revenue	Avg
	Dec-23	Jan-24	Feb-24		Customer
					Count
ACCESS-COMM	1	1	2	13	1
CLEAN1-COMM	-	-	-	-	-
CLEAN2-COMM	-	-	-	-	-
CLEAN4-COMM	-	-	-	-	-
CLEAN6-COMM	-	-	-	1	0
DEL1TEMP-COMM	-	-	-	-	-
DEL2TEMP-COMM	-	-	-	-	-
DEL4TEMP-COMM	-	-	-	-	-
DEL6TEMP-COMM	-	-	-	1	0
REINSTATE-COMM	-	-	-	-	-
SP2-COMM	-	-	-	-	-
SP6-COMM	-	-	-	31	4
COMMODITY SURCHARGE	-	-	-	-	-
BULKY-COMM	-	-	-	2	1
SP4-COMM	-	-	-	1	0
	<u>80</u>	<u>77</u>	<u>79</u>	<u>963</u>	<u>80</u>
				22 Cans	
				58 Containers	
Subtotal Commercial	<u>80</u>	<u>77</u>	<u>79</u>	<u>80</u>	

Cart		Container		Drop
Quantity	Count	Quantity	Count	Quantity

31.49
3,145.94
3,169.88

<u>22</u>	<u>58</u>
<u>22</u>	<u>58</u>

DROP BOX SERVICES

DROP BOX HAULS/RENTAL

HAUL20-RO	3	2	3	45	5
HAUL30-RO	2	1	2	30	3
HAUL40-RO	-	1	2	22	3
FINAL20-RO	-	1	-	2	-
FINAL30-RO	-	-	-	-	-
FINAL40-RO	-	-	-	4	1
HAUL20-CP	2	3	2	27	2
DEL20TEMP-RO	1	-	1	6	1
DEL30TEMP-RO	-	-	-	3	0
DEL40TEMP-RO	1	1	-	7	-
DEL40-RO	-	-	-	-	-
EXWGHT-RO	-	-	-	-	-
EXWGHT-RO	-	-	-	-	-
FINAL20TEMP-RO	-	1	1	5	1
FINAL30TEMP-RO	-	-	-	3	0
FINAL40TEMP-RO	-	1	2	7	-
HAUL20TEMP-RO	1	-	-	4	1
HAUL30TEMP-RO	-	-	-	2	0

TEXT IN RED BOX CONFIDENTIAL PER WAC 480-07-160

Pierce County - Fort Lewis
 Revenue Price Out by Service Level and Line of Business
 FORT LEWIS
 March 2023 - February 2024

UTC Code	Service Code	Service Code Description	LOB	GL Account	Tariff item	Tariff Rate	Mar-23	Apr-23	
						Effective 3/1/2023			
FORT LEWISRoll offHAUL40TEMP-RO	HAUL40TEMP-RO	HAUL 40 YD TEMP - RO	RO Temp	31001	260	190.00	-	-	
FORT LEWISRoll offRENT20MO-RO	RENT20MO-RO	RENTAL FEE 20 YD MONTHLY	RO Rent	31002	260	63.16	378.96	378.96	
FORT LEWISRoll offRENT30MO-RO	RENT30MO-RO	RENTAL FEE 30 YD MONTHLY	RO Rent	31002	260	63.16	63.16	63.16	
FORT LEWISRoll offRENT40MO-RO	RENT40MO-RO	RENTAL FEE 40 YD MONTHLY	RO Rent	31002	260	63.16	268.93	252.64	
FORT LEWISRoll offRENT20TEMP-RO	RENT20TEMP-RO	RENTAL FEE 20 YD TEMP - R	RO Rent	31002	260	5.47	-	-	
FORT LEWISRoll offRENT30TEMP-RO	RENT30TEMP-RO	RENTAL FEE 30 YD TEMP - R	RO Rent	31002	260	6.47	-	-	
FORT LEWISRoll offRENT40TEMP-RO	RENT40TEMP-RO	RENTAL FEE 40 YD TEMP - R	RO Rent	31002	260	7.59	-	-	
FORT LEWISRoll offCLEAN20-RO	CLEAN20-RO	CLEANING FEE 20 YD - RO	RO Perm	31000	210	101.20	303.60	202.40	
FORT LEWISRoll offDISCO-CP	DISCO-CP	COMPACTOR DISCONNECT FEE	RO Perm	31000	275	11.23	33.69	22.46	
FORT LEWISRoll offLIDRO	LIDRO	LID CHARGE - RO	RO Perm	31000	260	21.12	174.41	168.96	
FORT LEWISRoll offLOCK-RO	LOCK-RO	LID CHARGE - RO			255	11.18	-	-	
FORT LEWISRoll offRELO-RO	RELO-RO	Relocation Charge			52	63.86	-	-	
FORT LEWISRoll offMILE-RO	MILE-RO	MILEAGE FEE - RO	RO Perm	31000	260	3.19	156.31	130.79	
FORT LEWISRoll offRTRNTRIP-RO	RTRNTRIP-RO	RETURN TRIP FEE - RO	RO Perm	31000	52	63.86	191.58	191.58	
FORT LEWISRoll offTIME-RO	TIME-RO	RETURN TRIP FEE - RO			160	119.75	-	-	
FORT LEWISRoll offHAUL40-CP	HAUL40-CP	COMPACTOR HAUL 40 YD			275	253.33	-	-	
TOTAL DROP BOX HAULS/RENTAL								<u>4,506.33</u>	<u>3,649.44</u>
PASSTHROUGH DISPOSAL									
FORT LEWISRoll offDISP-RO	DISP-RO	DISPOSAL CHARGE - RO	RO Disposal	31005	230	171.23	-	-	
FORT LEWISRoll offDISPFEDMSW-RO	DISPFEDMSW-RO	DISPOSAL FEE FEDERAL MSW			230	118.23	3,479.17	3,099.36	
FORT LEWISRoll offDISPREC-RO	DISPREC-RO	#N/A					-	-	
FORT LEWISRoll offDISPCONSTN-RO	DISPCONSTN-RO	#N/A					-	-	
FORT LEWISRoll offDISPMATT-RO	DISPMATT-RO	DISPOSAL MATTRESSES - RO					-	-	
TOTAL PASSTHROUGH DISPOSAL								<u>3,479.17</u>	<u>3,099.36</u>
Subtotal Drop Box								<u>7,985.50</u>	<u>6,748.80</u>
Grand Total District Operations								<u>29,916.65</u>	<u>30,449.96</u>

TEXT IN RED BOX CONFIDENTIAL PER WAC 480-07-160

e of Business

Service Code	May-23	Jun-23	Jul-23	Aug-23	Sep-23	Oct-23	Nov-23	Dec-23	Jan-24
HAUL40TEMP-RO	-	-	-	-	1,710.00	570.00	190.00	-	190.00
RENT20MO-RO	378.96	378.96	368.77	315.80	378.96	378.96	378.96	378.96	354.51
RENT30MO-RO	63.16	63.16	63.16	63.16	63.16	63.16	63.16	63.16	63.16
RENT40MO-RO	222.07	189.48	189.48	189.48	143.16	63.16	63.16	63.16	63.16
RENT20TEMP-RO	27.35	202.39	169.57	169.57	125.81	-	-	-	87.52
RENT30TEMP-RO	58.23	-	71.17	-	-	-	64.70	-	-
RENT40TEMP-RO	-	-	-	30.36	371.91	235.29	68.31	151.80	280.83
CLEAN20-RO	202.40	202.40	101.20	303.60	101.20	202.40	202.40	202.40	202.40
DISCO-CP	22.46	22.46	22.46	33.69	22.46	22.46	22.46	22.46	33.69
LIDRO	147.84	154.87	144.43	126.72	123.90	84.48	84.48	98.11	105.60
LOCK-RO	-	-	-	-	-	-	-	-	-
RELO-RO	-	-	-	-	63.86	-	-	-	-
MILE-RO	149.93	169.07	102.08	98.89	191.40	76.56	98.89	76.56	118.03
RTRNTRIP-RO	383.16	383.16	191.58	383.16	191.58	383.16	447.02	383.16	447.02
TIME-RO	-	-	-	-	-	-	-	-	-
HAUL40-CP	-	-	-	-	-	-	-	-	-
	4,330.99	4,730.90	3,607.04	4,235.02	7,170.31	3,446.35	6,599.12	3,046.52	3,826.75
PASSTHROUGH DISPOSAL									
DISP-RO	-	-	-	-	-	-	-	-	-
DISPFEDMSW-RO	3,455.87	4,136.74	2,525.30	2,845.77	7,189.77	3,010.54	2,702.92	1,865.02	2,912.70
DISPREC-RO	-	-	-	-	-	-	-	-	-
DISPCONSTN-RO	-	-	-	-	-	-	-	-	-
DISPMATT-RO	-	-	-	-	-	-	-	-	-
	3,455.87	4,136.74	2,525.30	2,845.77	7,189.77	3,010.54	2,702.92	1,865.02	2,912.70
Subtotal Drop Box	7,786.86	8,867.64	6,132.34	7,080.79	14,360.08	6,456.89	9,302.04	4,911.54	6,739.45
Grand Total District Operati	32,621.08	33,413.35	30,243.12	32,459.43	39,327.13	31,966.63	34,330.21	4,911.54	7,032.45

TEXT IN RED BOX CONFIDENTIAL PER WAC 480-07-160

e of Business

Service Code	Feb-24	Revenue	Mar-23	Apr-23	May-23	Jun-23	Jul-23	Aug-23	Sep-23	Oct-23	Nov-23
HAUL40TEMP-RO	-	2,660	-	-	-	-	-	-	9	3	1
RENT20MO-RO	315.80	4,387	6	6	6	6	6	5	6	6	6
RENT30MO-RO	63.16	758	1	1	1	1	1	1	1	1	1
RENT40MO-RO	63.16	1,771	4	4	4	3	3	3	2	1	1
RENT20TEMP-RO	71.11	853	-	-	5	37	31	31	23	-	-
RENT30TEMP-RO	-	194	-	-	9	-	11	-	-	-	10
RENT40TEMP-RO	98.67	1,237	-	-	-	-	-	4	49	31	9
CLEAN20-RO	202.40	2,429	3	2	2	2	1	3	1	2	2
DISCO-CP	22.46	303	3	2	2	2	2	3	2	2	2
LIDRO	93.95	1,508	8	8	7	7	7	6	6	4	4
LOCK-RO	-	-	-	-	-	-	-	-	-	-	-
RELO-RO	-	64	-	-	-	-	-	-	1	-	-
MILE-RO	127.60	1,496	49	41	47	53	32	31	60	24	31
RTRNTRIP-RO	383.16	3,959	3	3	6	6	3	6	3	6	7
TIME-RO	-	-	-	-	-	-	-	-	-	-	-
HAUL40-CP	-	-	-	-	-	-	-	-	-	-	-
	<u>3,666.65</u>	<u>52,815.42</u>	<u>11</u>	<u>11</u>	<u>11</u>	<u>11</u>	<u>11</u>	<u>10</u>	<u>12</u>	<u>9</u>	<u>9</u>
PASSTHROUGH DISPOSAL											
DISP-RO	-	-									
DISPFEDMSW-RO	3,399.23	40,622									
DISPREC-RO	-	-									
DISPCONSTN-RO	-	-									
DISPMATT-RO	-	-									
	<u>3,399.23</u>	<u>40,622.39</u>									
Subtotal Drop Box	<u>7,065.88</u>	<u>93,437.81</u>	11.26	11.00	10.98	11.23	11.24	10.17	11.67	9.03	8.63
Grand Total District Operati	<u>7,065.88</u>	<u>381,656.91</u>	<u>89</u>	<u>90</u>	<u>92</u>	<u>92</u>	<u>93</u>	<u>91</u>	<u>93</u>	<u>92</u>	<u>89</u>

Pierce County Refuse G-98
Rate Sheet

	Increase %'s
Garbage	0.76%
Res Recycling	10.99%
MF Recycling	10.99%
Yard Waste	13.04%
JBLM Housing	0.76%

	Current Tariff Rates	Rate Increase	Proposed New Rates 1/1/2025
Item 50, Pg. 14			
Returned check	\$ 21.36	\$ 0.16	\$ 21.52
Item 51, Pg. 15			
Restart fee	\$ 13.46	\$ 0.10	\$ 13.56
Item 52, Pg. 15			
Redelivery Fees			
Yard Waste	\$ 16.84	\$ 2.20	\$ 19.04
Containers	\$ 18.37	\$ 0.14	\$ 18.51
Drop Box	\$ 63.86	\$ 0.49	\$ 64.35
Recycling	\$ 19.65	\$ 2.16	\$ 21.81
Garbage Carts (see item 70)			
Item 55, Pg. 16			
Over size can or unit	\$ 8.39	\$ 0.06	\$ 8.45
Item 60, Pg. 16			
Overtime			
Charge per hour	\$ 95.53	\$ 0.73	\$ 96.26
Minimum	\$ -	\$ -	\$ -
Item 70, Pg. 17			
Return Trips			
Can, unit, mini-can, micro mini-can	\$ 6.76	\$ 0.05	\$ 6.81
Drop Box	\$ 63.86	\$ 0.49	\$ 64.35
Container	\$ 17.88	\$ 0.14	\$ 18.02
Toter, 65 gallon	\$ 7.88	\$ 0.06	\$ 7.94
Toter, 95 gallon	\$ 10.12	\$ 0.08	\$ 10.20
Item 80, Pg. 19			
Carry-Out			
Residential			
5-25 feet	\$ 2.20	\$ 0.02	\$ 2.22
25+ feet, add	\$ 1.40	\$ 0.01	\$ 1.41
Commercial			
5-25 feet	\$ 0.51	\$ -	\$ 0.51
25+ feet, add	\$ 0.33	\$ -	\$ 0.33
Drive-In			
Residential			
Residential 125+ feet	\$ 7.47	\$ 0.06	\$ 7.53
for ea. 1/10 mile over 1/10 mile	\$ 1.52	\$ 0.01	\$ 1.53
Commercial			
Commercial 125+ feet	\$ 1.71	\$ 0.01	\$ 1.72
for ea. 1/10 mile over 1/10 mile	\$ 0.35	\$ -	\$ 0.35
Primitive private road	\$ 3.62	\$ 0.03	\$ 3.65
Item 90, Pg. 20			
Special Services			
Residential			
Stairs (each step up or down)	\$ 0.40	\$ -	\$ 0.40
Overheard obstruction	\$ 0.73	\$ 0.01	\$ 0.74
Sunken/elevated	\$ 0.73	\$ 0.01	\$ 0.74

Pierce County Refuse G-98
Rate Sheet

	Increase %'s
Garbage	0.76%
Res Recycling	10.99%
MF Recycling	10.99%
Yard Waste	13.04%
JBLM Housing	0.76%

	Current Tariff Rates	Rate Increase	Proposed New Rates 1/1/2025
Gate Charge	\$ 5.10	\$ 0.04	\$ 5.14
Commercial			
Stairs (each step up or down)	\$ 0.09	\$ -	\$ 0.09
Overheard obstruction	\$ 0.16	\$ -	\$ 0.16
Sunken/elevated	\$ 0.16	\$ -	\$ 0.16
Gate Charge	\$ 1.17	\$ 0.01	\$ 1.18
Item 100, Pg. 21			
Weekly Service With Recycling			
35 gallon cart	\$ 21.10	\$ 0.16	\$ 21.26
65 gallon cart	\$ 29.20	\$ 0.22	\$ 29.42
95 gallon cart	\$ 38.79	\$ 0.30	\$ 39.09
Weekly Service Without Recycling			
35 gallon cart	\$ 22.10	\$ 0.16	\$ 22.26
65 gallon cart	\$ 31.20	\$ 0.22	\$ 31.42
95 gallon cart	\$ 41.79	\$ 0.30	\$ 42.09
EOW Service With Recycling			
35 gallon cart	\$ 13.93	\$ 0.11	\$ 14.04
65 gallon cart	\$ 18.08	\$ 0.14	\$ 18.22
95 gallon cart	\$ 23.80	\$ 0.18	\$ 23.98
EOW Service Without Recycling			
35 gallon cart	\$ 14.93	\$ 0.11	\$ 15.04
65 gallon cart	\$ 20.08	\$ 0.14	\$ 20.22
95 gallon cart	\$ 26.80	\$ 0.18	\$ 26.98
Monthly Service With Recycling			
35 gallon cart	\$ 10.13	\$ 0.08	\$ 10.21
65 gallon cart	\$ 10.22	\$ 0.08	\$ 10.30
95 gallon cart	\$ 14.05	\$ 0.11	\$ 14.16
Monthly Service Without Recycling			
35 gallon cart	\$ 11.13	\$ 0.08	\$ 11.21
65 gallon cart	\$ 12.22	\$ 0.08	\$ 12.30
95 gallon cart	\$ 17.05	\$ 0.11	\$ 17.16
Recycling			
With garbage	\$ 7.60	\$ 0.84	\$ 8.44
Recycling only	\$ 8.74	\$ 0.84	\$ 9.58
Bi-weekly Yard Waste			
Yard Waste (per unit)	\$ 6.81	\$ 0.89	\$ 7.70
Special pickup (per unit)	\$ 4.67	\$ 0.61	\$ 5.28
Item 100, Pg. 22			
Roll-out charge			
Cart, toter, per pickup	\$ 4.04	\$ 0.03	\$ 4.07
Extras			
32 gallon can or unit	\$ 4.82	\$ 0.04	\$ 4.86
65 gallon cart	\$ 10.12	\$ 0.08	\$ 10.20
95 gallon cart	\$ 13.36	\$ 0.10	\$ 13.46
Yard waste (up to 40 lb/bag)	\$ 2.17	\$ 0.02	\$ 2.19
Prepaid Bag	\$ 5.57	\$ 0.04	\$ 5.61

Pierce County Refuse G-98
Rate Sheet

	Increase %'s
Garbage	0.76%
Res Recycling	10.99%
MF Recycling	10.99%
Yard Waste	13.04%
JBLM Housing	0.76%

	Current Tariff Rates	Rate Increase	Proposed New Rates 1/1/2025
On Call			
Can/unit (ea.)	\$ 8.51	\$ 0.06	\$ 8.57
Damaged or not returned			
Cart (per unit)	\$ 101.01	\$ 0.77	\$ 101.78
Item 105, Pg. 24			
Multi- family Recycling			
Participants (per unit)	\$ 2.55	\$ 0.28	\$ 2.83
Non-participants (per unit)	\$ 3.67	\$ 0.40	\$ 4.07
Item 105, Pg. 24-A			
JBLM Housing Garbage Service			
Weekly Service			
65 gallon cart	\$ 25.02	\$ 0.19	\$ 25.21
95 gallon cart	\$ 32.91	\$ 0.25	\$ 33.16
EOW Recycle Service			
95 gallon cart	\$ 7.60	\$ 0.84	\$ 8.44
EOW Yard Waste Service			
95 gallon cart	\$ 6.80	\$ 0.89	\$ 7.69
Item 105, Pg. 24-B			
JBLM Housing Garbage Extras			
32 gallon unit (bag)	\$ 4.20	\$ 0.03	\$ 4.23
65 gallon cart	\$ 9.12	\$ 0.07	\$ 9.19
95 gallon cart	\$ 11.98	\$ 0.09	\$ 12.07
Item 108, Pg. 24-C			
JBLM Housing Garbage Service			
First Pickup			
1 yard	\$ 30.92	\$ 0.24	\$ 31.16
1.5 yard	\$ 42.43	\$ 0.32	\$ 42.75
2 yard	\$ 50.98	\$ 0.39	\$ 51.37
3 yard	\$ 68.23	\$ 0.52	\$ 68.75
4 yard	\$ 85.45	\$ 0.65	\$ 86.10
6 yard	\$ 113.01	\$ 0.86	\$ 113.87
8 yard	\$ 145.86	\$ 1.11	\$ 146.97
Each Additional Pickup			
1 yard	\$ 16.92	\$ 0.13	\$ 17.05
1.5 yard	\$ 23.32	\$ 0.18	\$ 23.50
2 yard	\$ 30.74	\$ 0.23	\$ 30.97
3 yard	\$ 42.94	\$ 0.33	\$ 43.27
4 yard	\$ 58.48	\$ 0.45	\$ 58.93
6 yard	\$ 79.29	\$ 0.60	\$ 79.89
8 yard	\$ 105.40	\$ 0.80	\$ 106.20
Special Pickups			
1 yard	\$ 38.21	\$ 0.29	\$ 38.50
1.5 yard	\$ 44.61	\$ 0.34	\$ 44.95
2 yard	\$ 52.03	\$ 0.40	\$ 52.43
3 yard	\$ 64.23	\$ 0.49	\$ 64.72
4 yard	\$ 79.80	\$ 0.61	\$ 80.41
6 yard	\$ 100.58	\$ 0.77	\$ 101.35
8 yard	\$ 126.68	\$ 0.96	\$ 127.64

Pierce County Refuse G-98
Rate Sheet

	Increase %'s
Garbage	0.76%
Res Recycling	10.99%
MF Recycling	10.99%
Yard Waste	13.04%
JBLM Housing	0.76%

	Current Tariff Rates	Rate Increase	Proposed New Rates 1/1/2025
Temporary Service			
Initial Delivery			
1 yard	\$ 24.18	\$ 0.18	\$ 24.36
1.5 yard	\$ 24.18	\$ 0.18	\$ 24.36
2 yard	\$ 24.18	\$ 0.18	\$ 24.36
3 yard	\$ 24.18	\$ 0.18	\$ 24.36
4 yard	\$ 24.18	\$ 0.18	\$ 24.36
6 yard	\$ 45.53	\$ 0.35	\$ 45.88
8 yard	\$ 45.53	\$ 0.35	\$ 45.88
Pickup Rate			
1 yard	\$ 22.24	\$ 0.17	\$ 22.41
1.5 yard	\$ 28.64	\$ 0.22	\$ 28.86
2 yard	\$ 36.06	\$ 0.27	\$ 36.33
3 yard	\$ 48.25	\$ 0.37	\$ 48.62
4 yard	\$ 64.51	\$ 0.49	\$ 65.00
6 yard	\$ 84.61	\$ 0.64	\$ 85.25
8 yard	\$ 110.72	\$ 0.84	\$ 111.56
Rent Per Calendar Day			
1 yard	\$ 0.51	\$ -	\$ 0.51
1.5 yard	\$ 0.56	\$ -	\$ 0.56
2 yard	\$ 0.66	\$ 0.01	\$ 0.67
3 yard	\$ 0.73	\$ 0.01	\$ 0.74
4 yard	\$ 0.95	\$ 0.01	\$ 0.96
6 yard	\$ 1.40	\$ 0.01	\$ 1.41
8 yard	\$ 1.40	\$ 0.01	\$ 1.41
Recycling			
Monthly rate (per dwelling unit)	\$ 2.55	\$ 0.28	\$ 2.83
Item 150, Pg. 26			
Loose and Bulky Material			
Bulky			
Rate per yard (1-4 cubic yards)	\$ 34.65	\$ 0.26	\$ 34.91
Additional cubic yards	\$ 34.65	\$ 0.26	\$ 34.91
Minimum charge/pickup	\$ 34.65	\$ 0.26	\$ 34.91
Carry charge (per ea. 5 feet over 8 feet)	\$ 3.55	\$ 0.03	\$ 3.58
Loose (company loads)			
Rate per yard (1-4 cubic yards)	\$ 34.73	\$ 0.26	\$ 34.99
Additional cubic yards	\$ 34.73	\$ 0.26	\$ 34.99
Minimum charge/pickup	\$ 34.73	\$ 0.26	\$ 34.99
Carry charge (per ea. 5 feet over 8 feet)	\$ 3.55	\$ 0.03	\$ 3.58
Item 160, Pg. 27			
Time Rates			
Single rear drive axle			
Truck and Driver			
Non-packer truck	\$ 112.83	\$ 0.86	\$ 113.69
Packer truck	\$ 112.83	\$ 0.86	\$ 113.69
Drop-box truck	\$ 112.83	\$ 0.86	\$ 113.69
Ea. Extra Person	\$ 49.23	\$ 0.37	\$ 49.60
Minimum			
Non-packer truck	\$ 112.83	\$ 0.86	\$ 113.69

Pierce County Refuse G-98
Rate Sheet

	Increase %'s
Garbage	0.76%
Res Recycling	10.99%
MF Recycling	10.99%
Yard Waste	13.04%
JBLM Housing	0.76%

	Current Tariff Rates	Rate Increase	Proposed New Rates 1/1/2025
Packer truck	\$ 112.83	\$ 0.86	\$ 113.69
Drop-box truck	\$ 112.83	\$ 0.86	\$ 113.69
Tandem Rear Drive Axle			
Truck and Driver			
Non-packer truck	\$ -	\$ -	\$ -
Packer truck	\$ 119.75	\$ 0.91	\$ 120.66
Drop-box truck	\$ 119.75	\$ 0.91	\$ 120.66
Extra person	\$ 49.23	\$ 0.37	\$ 49.60
Minimum			
Non-packer truck	\$ -	\$ -	\$ -
Packer truck	\$ 119.75	\$ 0.91	\$ 120.66
Drop-box truck	\$ 119.75	\$ 0.91	\$ 120.66
Transfer Trucks			
Truck and Driver			
Dump truck with pup trailer	\$ 146.98	\$ 1.12	\$ 148.10
4-Axle tractor with end dump trailer	\$ 146.98	\$ 1.12	\$ 148.10
4-Axle tractor with cargo chassis	\$ 135.41	\$ 1.03	\$ 136.44
Minimum			
Dump truck with pup trailer	\$ -	\$ -	\$ -
4-Axle tractor with end dump trailer	\$ -	\$ -	\$ -
4-Axle tractor with cargo chassis	\$ -	\$ -	\$ -
Item 205, Pg. 29			
Roll-Out (Container, Automated Carts/Toters)			
Containers: 5-25 feet	\$ 0.93	\$ 0.01	\$ 0.94
25+ feet per 5 feet increment, add	\$ 0.56	\$ -	\$ 0.56
Automated Carts	\$ 4.05	\$ 0.03	\$ 4.08
Item 207, Pg. 30			
Overweight			
All Containers (per lb)	\$ 0.20	\$ -	\$ 0.20
Item 210, Pg. 31			
Washing/Sanitizing Containers, Drop Boxes			
Per yard (all sizes)	\$ 5.06	\$ 0.04	\$ 5.10
Minimum	\$ 20.22	\$ 0.15	\$ 20.37
Item 230, Pg. 32			
Disposal Fees			
MSW (per ton)	\$ 174.84	\$	\$ 174.84
Appliance with Freon (per unit)	\$ 63.00	\$	\$ 63.00
Joint Base Lewis-McCord (per ton)	\$ 130.75	\$	\$ 130.75
Mattresses (Over 4)	\$ 60.00	\$	\$ 60.00
Tires (W/out Rims)	\$ 12.00	\$	\$ 12.00
Tires (W/ Rims)	\$ 17.00	\$	\$ 17.00
Item 240, Pg. 33			
Permanent Service			
First Pickup			
1 yard	\$ 34.55	\$ 0.26	\$ 34.81
1.5 yard	\$ 47.30	\$ 0.36	\$ 47.66
2 yard	\$ 57.35	\$ 0.44	\$ 57.79
3 yard	\$ 77.96	\$ 0.59	\$ 78.55
4 yard	\$ 97.67	\$ 0.74	\$ 98.41

Pierce County Refuse G-98
Rate Sheet

Increase %'s	
Garbage	0.76%
Res Recycling	10.99%
MF Recycling	10.99%
Yard Waste	13.04%
JBLM Housing	0.76%

	Current Tariff Rates	Rate Increase	Proposed New Rates 1/1/2025
6 yard	\$ 131.28	\$ 1.00	\$ 132.28
Each Additional Pickup			
1 yard	\$ 20.55	\$ 0.16	\$ 20.71
1.5 yard	\$ 28.20	\$ 0.21	\$ 28.41
2 yard	\$ 37.10	\$ 0.28	\$ 37.38
3 yard	\$ 52.67	\$ 0.40	\$ 53.07
4 yard	\$ 70.70	\$ 0.54	\$ 71.24
6 yard	\$ 97.56	\$ 0.74	\$ 98.30
Special Pickups			
1 yard	\$ 68.72	\$ 0.52	\$ 69.24
1.5 yard	\$ 76.76	\$ 0.58	\$ 77.34
2 yard	\$ 85.94	\$ 0.65	\$ 86.59
3 yard	\$ 99.88	\$ 0.76	\$ 100.64
4 yard	\$ 115.65	\$ 0.88	\$ 116.53
6 yard	\$ 138.03	\$ 1.05	\$ 139.08
Temporary Service			
Initial Delivery			
1 yard	\$ 24.18	\$ 0.18	\$ 24.36
1.5 yard	\$ 24.18	\$ 0.18	\$ 24.36
2 yard	\$ 24.18	\$ 0.18	\$ 24.36
3 yard	\$ 24.18	\$ 0.18	\$ 24.36
4 yard	\$ 24.18	\$ 0.18	\$ 24.36
6 yard	\$ 45.53	\$ 0.35	\$ 45.88
Pickup Rate			
1 yard	\$ 25.65	\$ 0.20	\$ 25.85
1.5 yard	\$ 34.31	\$ 0.26	\$ 34.57
2 yard	\$ 41.92	\$ 0.32	\$ 42.24
3 yard	\$ 58.96	\$ 0.45	\$ 59.41
4 yard	\$ 75.98	\$ 0.58	\$ 76.56
6 yard	\$ 105.76	\$ 0.80	\$ 106.56
Rent Per Calendar Day			
1 yard	\$ 0.51	\$ -	\$ 0.51
1.5 yard	\$ 0.56	\$ -	\$ 0.56
2 yard	\$ 0.66	\$ 0.01	\$ 0.67
3 yard	\$ 0.73	\$ 0.01	\$ 0.74
4 yard	\$ 0.95	\$ 0.01	\$ 0.96
6 yard	\$ 1.40	\$ 0.01	\$ 1.41
Lost Containers			
1 yard	\$ 1,021.85	\$ 7.78	\$ 1,029.63
1.5 yard	\$ 1,096.35	\$ 8.34	\$ 1,104.69
2 yard	\$ 1,170.86	\$ 8.91	\$ 1,179.77
3 yard	\$ 1,341.17	\$ 10.21	\$ 1,351.38
4 yard	\$ 1,676.47	\$ 12.76	\$ 1,689.23
6 yard	\$ 2,011.76	\$ 15.31	\$ 2,027.07

Item 245, Pg. 34

Container Services

Permanent Services

32 gallon - 1-5 units grouped	\$ 3.64	\$ 0.03	\$ 3.67
32 gallon - Over 5 units grouped	\$ 3.46	\$ 0.03	\$ 3.49

Single cans not grouped

Pierce County Refuse G-98
Rate Sheet

	Increase %'s
Garbage	0.76%
Res Recycling	10.99%
MF Recycling	10.99%
Yard Waste	13.04%
JBLM Housing	0.76%

	Current Tariff Rates	Rate Increase	Proposed New Rates 1/1/2025
32 gallon can	\$ 3.68	\$ 0.03	\$ 3.71
65 gallon cart	\$ 7.38	\$ 0.06	\$ 7.44
95 gallon cart	\$ 9.45	\$ 0.07	\$ 9.52
Minimum			
32 gallon can	\$ 19.51	\$ 0.15	\$ 19.66
65 gallon cart	\$ 22.99	\$ 0.17	\$ 23.16
95 gallon cart	\$ 29.63	\$ 0.23	\$ 29.86
Special Pickup			
32 gallon can, one unit	\$ 13.25	\$ 0.10	\$ 13.35
32 gallon can/unit (additional units)	\$ 4.71	\$ 0.04	\$ 4.75
Damage			
Per occurrence	\$ 53.23	\$ 0.41	\$ 53.64
Item 255, Pg. 35			
Permanent Service - Compacted Material			
Each Pickup			
2 yard	\$ 117.56	\$ 0.89	\$ 118.45
3 yard	\$ 160.54	\$ 1.22	\$ 161.76
4 yard	\$ 211.34	\$ 1.61	\$ 212.95
6 yard	\$ 290.06	\$ 2.21	\$ 292.27
Accessorial charges			
Unlocking/Unlatching	\$ 11.18	\$ 0.09	\$ 11.27
Compactor Disconnect/Reconnect	\$ 11.18	\$ 0.09	\$ 11.27
Item 260, Pg. 36			
Permanent Service - Non-Compacted Material			
Monthly Rent			
20 yard	\$ 63.16	\$ 0.48	\$ 63.64
25 yard	\$ 63.16	\$ 0.48	\$ 63.64
30 yard	\$ 63.16	\$ 0.48	\$ 63.64
40 yard	\$ 63.16	\$ 0.48	\$ 63.64
First Pickup			
20 yard	\$ 225.12	\$ 1.71	\$ 226.83
25 yard	\$ 232.58	\$ 1.77	\$ 234.35
30 yard	\$ 232.58	\$ 1.77	\$ 234.35
40 yard	\$ 238.97	\$ 1.82	\$ 240.79
Each Additional Pickup			
20 yard	\$ 161.79	\$ 1.23	\$ 163.02
25 yard	\$ 169.25	\$ 1.29	\$ 170.54
30 yard	\$ 169.25	\$ 1.29	\$ 170.54
40 yard	\$ 175.63	\$ 1.34	\$ 176.97
Temporary Service			
Initial Delivery			
20 yard	\$ 112.83	\$ 0.86	\$ 113.69
25 yard	\$ 112.83	\$ 0.86	\$ 113.69
30 yard	\$ 112.83	\$ 0.86	\$ 113.69
40 yard	\$ 112.83	\$ 0.86	\$ 113.69
Pickup Rate			
20 yard	\$ 176.16	\$ 1.34	\$ 177.50
25 yard	\$ 183.08	\$ 1.39	\$ 184.47

Pierce County Refuse G-98
Rate Sheet

	Increase %'s
Garbage	0.76%
Res Recycling	10.99%
MF Recycling	10.99%
Yard Waste	13.04%
JBLM Housing	0.76%

	Current Tariff Rates	Rate Increase	Proposed New Rates 1/1/2025
30 yard	\$ 183.08	\$ 1.39	\$ 184.47
40 yard	\$ 190.00	\$ 1.45	\$ 191.45
Rent Per Calendar Day			
20 yard	\$ 5.47	\$ 0.04	\$ 5.51
25 yard	\$ 6.47	\$ 0.05	\$ 6.52
30 yard	\$ 6.47	\$ 0.05	\$ 6.52
40 yard	\$ 7.59	\$ 0.06	\$ 7.65
Mileage			
Excess miles per (per mile >5 miles)	\$ 3.19	\$ 0.02	\$ 3.21
Accessorial charges			
Lids, tarping	\$ 21.12	\$ 0.16	\$ 21.28
Unlocking/Unlatching	\$ 11.18	\$ 0.09	\$ 11.27

Item 275, Pg. 38

Permanent Service - Compacted Material

Pickups

10 yard	\$ 169.25	\$ 1.29	\$ 170.54
15 yard	\$ 183.08	\$ 1.39	\$ 184.47
20 yard	\$ 190.53	\$ 1.45	\$ 191.98
25 yard	\$ 211.30	\$ 1.61	\$ 212.91
30 yard	\$ 232.58	\$ 1.77	\$ 234.35
35 yard	\$ 246.41	\$ 1.88	\$ 248.29
40 yard	\$ 253.33	\$ 1.93	\$ 255.26

Special Pickups

10 yard	\$ 169.25	\$ 1.29	\$ 170.54
15 yard	\$ 183.08	\$ 1.39	\$ 184.47
20 yard	\$ 190.53	\$ 1.45	\$ 191.98
25 yard	\$ 211.30	\$ 1.61	\$ 212.91
30 yard	\$ 232.58	\$ 1.77	\$ 234.35
35 yard	\$ 246.41	\$ 1.88	\$ 248.29
40 yard	\$ 253.33	\$ 1.93	\$ 255.26

Mileage

Excess miles per (per mile >5 miles)	\$ 3.19	\$ 0.02	\$ 3.21
--------------------------------------	---------	---------	---------

Accessorial charges

Lids, tarping	\$ 11.18	\$ 0.09	\$ 11.27
Unlocking/Unlatching	\$ 11.23	\$ 0.09	\$ 11.32

TEXT IN RED BOX CONFIDENTIAL PER WAC 480-07-160

Public Co		LURITO - GALLAGHER FORMULA MODEL 2018 v5.2c				Public Co
Line No.	(a)	(b)	(c)	(d)	(e)	(f)
	Historical	Revenue Change	(b) + (c)	Proforma	Add: Revenue Sensitive Taxes	(d) + (e)
						Revenue Requirement
1	Operating Revenue	45,198,440	1,193,628	46,392,068	32,349	46,424,417
2	Operating Expenses	42,621,275		42,621,275	32,349	42,653,623
3	Operating Income	2,577,166		3,770,794		\$3,770,794
4						
5	Interest Expense	310,902		310,902		310,902
6	Income Tax Expense	393,319	333,259	726,577		726,577
7						
8	Net Income	1,872,945		2,733,315		2,733,315
9						
10	Operating Ratio	94.30%		91.87%		91.88%
11						
12	Revenue Requirement					
13	Historical Revenue	45,198,440		Revenue Increase before taxes		1,193,628
14	Rate Increase	1,225,977		Rev Sensitive Taxes		32,349
15	Revenue Requirement	46,424,417		Rate Increase		1,225,977
16		Percent Increase		2.71%		
17						
18	Captial Structure Financing Investment			Financing Cost		
19	<u>Type</u>	<u>Percent</u>	<u>Amount</u>	<u>Cost of Capital</u>	<u>Weighted</u>	<u>Amount</u>
20	Equity	60.00%	11,256,402	24.28%	14.57%	2,733,315
21	Debt	40.00%	7,504,268	4.14%	1.66%	310,902
22	Total	100.00%	18,760,670		16.23%	3,044,216
23						
24			Before	After		
25	<u>Operating Statistics</u>		<u>Income Tax</u>	<u>Income Tax</u>		
26						

TEXT IN RED BOX CONFIDENTIAL PER WAC 480-07-160

27	Return on Investment	20.10%	16.23%
28	Return on Equity	30.74%	24.28%
29	Operating Ratio	91.87%	91.88%
30	Profit Margin	8.13%	8.13%
31	Final turnover	2.47	2.47
32	Tax Rate	21.00%	21.00%

33

34

Revenue Sensitive Taxes Charges

36

	<u>Rate</u>	<u>Taxes</u>	
37	B & O Tax	1.750%	23,351
38	WUTC Fee	0.510%	6,805
39	City Tax	0.000%	-
40	Bad Debts	0.164%	2,192
41	Revenue Sensitive	2.424%	32,349

42

43 Conversion Factor 89.45%

TEXT IN RED BOX CONFIDENTIAL PER WAC 480-07-160

Public Co		LURITO - GALLAGHER FORMULA MODEL 2018 v5.2c				Public Co	
Line No.	(a)	(b)	(c)	(d)	(e)	(f)	
		Historical	Revenue Change	Proforma	Add: Revenue Sensitive Taxes	Revenue Requirement	
1	Operating Revenue	36,528,108	148,274	36,676,383	4,010	36,680,393	
2	Operating Expenses	33,763,471		33,763,471	4,010	33,767,481	
3	Operating Income	2,764,637		2,912,912		\$2,912,912	
4							
5	Interest Expense	236,498		236,498		236,498	
6	Income Tax Expense	438,768	123,279	562,047		562,047	
7							
8	Net Income	2,089,371		2,114,367		2,114,367	
9							
10	Operating Ratio	92.43%		92.06%		92.06%	
11							
12	Revenue Requirement						
13		Historical Revenue	36,528,108		Revenue Increase before taxes	148,274	
14		Rate Increase	152,285		Rev Sensitive Taxes	4,010	
15		Revenue Requirement	36,680,393		Rate Increase	152,285	
16			Percent Increase	0.42%		0.38%	
17							
18	Capitla Structure Financing Investment			Financing Cost			
19	<u>Type</u>	<u>Percent</u>	<u>Amount</u>	<u>Cost of Capital</u>	<u>Weighted</u>	<u>Amount</u>	
20	Equity	60.00%	8,562,572	24.69%	14.82%	2,114,367	
21	Debt	40.00%	5,708,381	4.14%	1.66%	236,498	
22	Total	100.00%	14,270,953		16.47%	2,350,865	
23							
24			Before	After			
25	<u>Operating Statistics</u>		<u>Income Tax</u>	<u>Income Tax</u>			
26							

TEXT IN RED BOX CONFIDENTIAL PER WAC 480-07-160

27	Return on Investment	20.41%	16.47%
28	Return on Equity	31.26%	24.69%
29	Operating Ratio	92.06%	92.06%
30	Profit Margin	7.94%	7.94%
31	Final turnover	2.57	2.57
32	Tax Rate	21.00%	21.00%

33

34

Revenue Sensitive Taxes Charges

36

	<u>Rate</u>	<u>Taxes</u>	
37	B & O Tax	1.750%	2,895
38	WUTC Fee	0.510%	844
39	City Tax	0.000%	-
40	Bad Debts	0.164%	272
41	Revenue Sensitive	<u>2.424%</u>	<u>4,010</u>

42

43 Conversion Factor 89.63%

TEXT IN RED BOX CONFIDENTIAL PER WAC 480-07-160

Public Co		LURITO - GALLAGHER FORMULA MODEL 2018 v5.2c				Public Co
Line No.	(a)	(b)	(c)	(d)	(e)	(f)
	Historical	Revenue Change	(b) + (c)	Proforma	Add: Revenue Sensitive Taxes	(d) + (e)
						Revenue Requirement
1	Operating Revenue	6,018,021	659,638	6,677,658	17,936	6,695,594
2	Operating Expenses	6,114,137		6,114,137	17,936	6,132,073
3	Operating Income	(96,117)		563,521		\$563,521
4						
5	Interest Expense	47,694		47,694		47,694
6	Income Tax Expense	-	108,324	108,324		108,324
7						
8	Net Income	(143,811)		407,503		407,503
9						
10	Operating Ratio	101.60%		91.56%		91.58%
11						
12	Revenue Requirement					
13	Historical Revenue	6,018,021		Revenue Increase before taxes		659,638
14	Rate Increase	677,573		Rev Sensitive Taxes		17,936
15	Revenue Requirement	6,695,594		Rate Increase		677,573
16		Percent Increase		11.26%		12%
17						
18	Capitla Structure Financing Investment			Financing Cost		
19	<u>Type</u>	<u>Percent</u>	<u>Amount</u>	<u>Cost of Capital</u>	<u>Weighted</u>	<u>Amount</u>
20	Equity	60.00%	1,726,795	23.60%	14.16%	407,503
21	Debt	40.00%	1,151,197	4.14%	1.66%	47,694
22	Total	100.00%	2,877,992		15.82%	455,197
23						
24			Before	After		
25	<u>Operating Statistics</u>		<u>Income Tax</u>	<u>Income Tax</u>		
26						

TEXT IN RED BOX CONFIDENTIAL PER WAC 480-07-160

27	Return on Investment	19.58%	15.82%
28	Return on Equity	29.87%	23.60%
29	Operating Ratio	91.56%	91.58%
30	Profit Margin	8.44%	8.44%
31	Final turnover	2.32	2.32
32	Tax Rate	21.00%	21.00%

33

34

Revenue Sensitive Taxes Charges

36

	Rate	Taxes
37	B & O Tax	12,947
38	WUTC Fee	3,773
39	City Tax	-
40	Bad Debts	1,215
41	Revenue Sensitive	17,936

42

43 Conversion Factor 89.16%

TEXT IN RED BOX CONFIDENTIAL PER WAC 480-07-160

Public Co		LURITO - GALLAGHER FORMULA MODEL 2018 v5.2c				Public Co
Line No.	(a)	(b)	(c)	(d)	(e)	(f)
	Historical	Revenue Change	(b) + (c)	Proforma	Add: Revenue Sensitive Taxes	(d) + (e)
						Revenue Requirement
1	Operating Revenue	2,652,311	381,721	3,034,032	10,511	3,044,544
2	Operating Expenses	2,743,666		2,743,666	10,511	2,754,178
3	Operating Income	(91,355)		290,366		\$290,366
4						
5	Interest Expense	26,710		26,710		26,710
6	Income Tax Expense	-	55,368	55,368		55,368
7						
8	Net Income	(118,064)		208,289		208,289
9						
10	Operating Ratio	103.44%		90.43%		90.46%
11						
12	Revenue Requirement					
13	Historical Revenue	2,652,311		Revenue Increase before taxes		381,721
14	Rate Increase	392,232		Rev Sensitive Taxes		10,511
15	Revenue Requirement	3,044,544		Rate Increase		392,232
16		Percent Increase		14.79%	14.56%	
17						
18	Capitla Structure Financing Investment			Financing Cost		
19	<u>Type</u>	<u>Percent</u>	<u>Amount</u>	<u>Cost of Capital</u>	<u>Weighted</u>	<u>Amount</u>
20	Equity	60.00%	967,035	21.54%	12.92%	208,289
21	Debt	40.00%	644,690	4.14%	1.66%	26,710
22	Total	100.00%	1,611,725		14.58%	234,998
23						
24			Before	After		
25	<u>Operating Statistics</u>		<u>Income Tax</u>	<u>Income Tax</u>		
26						

TEXT IN RED BOX CONFIDENTIAL PER WAC 480-07-160

27	Return on Investment	18.02%	14.58%
28	Return on Equity	27.26%	21.54%
29	Operating Ratio	90.43%	90.46%
30	Profit Margin	9.57%	9.57%
31	Final turnover	1.89	1.89
32	Tax Rate	21.00%	21.00%

33

34

Revenue Sensitive Taxes Charges

36

	Rate	Taxes
37	B & O Tax	7,588
38	WUTC Fee	2,211
39	City Tax	-
40	Bad Debts	712
41	Revenue Sensitive	10,511


42

43 Conversion Factor 88.04%

TEXT IN RED BOX CONFIDENTIAL PER WAC 480-07-160

Pierce County Refuse
Depreciation & Average Investment Summary
12/31/2024

Equipment	Cost	Salvage	Depr Cost	Test Year Depr	Beginning Accum Depr 1/1/2024	Ending Accum Depr 12/31/2024	Average Investment 12/31/2024	Depre Regulated County
-----------	------	---------	--------------	-------------------	-------------------------------------	------------------------------------	-------------------------------------	------------------------------



Pierce County Refuse
Depreciation & Average Investment Summary
12/31/2024


Equipment

Depreciation Expense Allocation

JBLM Contract	Cities/Non-Reg
---------------	----------------


Average Investment

Regulated County	JBLM Contract	Cities/Non-Reg
---------------------	---------------	----------------



Pierce County Refuse
Depreciation & Average Investment Summary
12/31/2024

Equipment	LOB Depreciation Expense Allocation			LOB Average Investment		
	MSW	Recycling	YW	MSW	Recycling	YW




TEXT IN RED BOX CONFIDENTIAL PER WAC 480-07-160

Pierce County Refuse
Depreciation & Average Investment Summary
12/31/2024

Equipment	Cost	Salvage	Depr Cost	Test Year Depr	Beginning Accum Depr 1/1/2024	Ending Accum Depr 12/31/2024	Average Investment 12/31/2024	Depre Regulated County

Pierce County Refuse
Depreciation & Average Investment Summary
12/31/2024

Equipment	Depreciation Expense Allocation		Average Investment		
	JBLM Contract	Cities/Non-Reg	Regulated County	JBLM Contract	Cities/Non-Reg



Pierce County Refuse
Depreciation & Average Investment Summary
12/31/2024


Equipment	LOB Depreciation Expense Allocation			LOB Average Investment		
	MSW	Recycling	YW	MSW	Recycling	YW


[REDACTED]						
------------	--	--	--	--	--	--


Pierce County Refuse 2100
Payroll Schedule
March 1 2025- February 28, 2026


Purpose & Procedures: **Reconciliation of Payroll Register to General Ledger.** We ran a detailed payroll register for the test period to get a listing of all employees employed during the test period. We used the "V-lookup" function on employee ID # to summarize their regular hours/pay (including vacation, PTO & holiday), overtime hours/pay, and any other payments made to employees during the test period. We reconciled the test period wage expense to the general ledger.
Pro forma Wage Adjustments: Using the payroll register we pulled in the current pay rate for each employee. We then increased that pay rate by the rate they will receive in 2020. We multiplied the 2020 pay rate by the regular and OT hours from the test period to get the wage expense in the new rate year (2020 and forward). We compared the increased wage expense to the test period wage expense to calculate the amount of the pro forma adjustment.
Wage Normalizations: We determined salaried positions that were open during the test period and made a resulting adjustment to true -up the test period to normal staffing levels. These adjustments are specifically noted below.

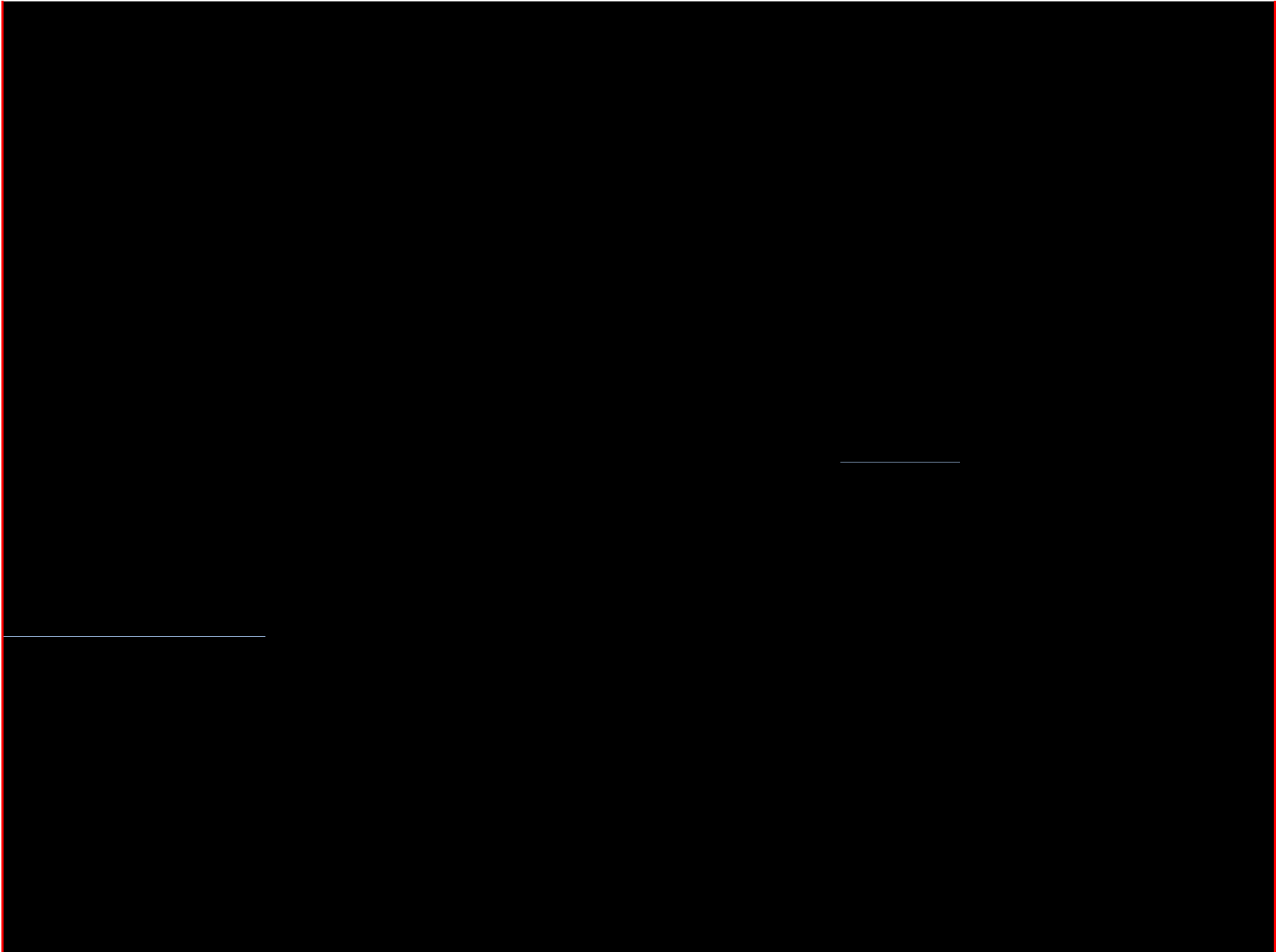
Note: Data below is from payroll registers. Links have been broken in the source file to maintain data integrity. Source documents are available upon request.


















District 2180: LeMay Pierce County Refuse
March 2023 - February 2024
Disposal Schedule



Stat Entry - Trend (source in row)

Stat Acct, Desc, or Group: 98425 (Defaults to all)
Districts / Groupings: 2180 (Defaults to your districts if blank)
LOB: (Defaults to all)
Sbst: (Defaults to all)
Source: Act (Defaults to all)
Show Only Stats with Data: True
12 Mths From: 2023-10 (Required: YYYY-MM Format)

Note: All inputs from this input form are applied at the first of the month.

Stat Acct/Code	Account/Stat Name	Dist	LOB	Sbst	Last Entered	Entered By	Source	2023-10	2023-11	2023-12	2024-01	2024-02	2024-03	2024-04	2024-05	2024-06	2024-07	2024-08	2024-09	Save Results

Journal Entry Query Tool

v5.15

NOTE: Ctrl+Shift+J to pull data

Date Range:
From: 2023-10
To: 2024-09

Other Criteria
Districts: 2180
Accts: 52142
System:
Subsystem:
Vendor Code:
Amount From:
Amount To:
Posting: All

Total of Entries: - 0.00 *psid: P = Posted, U = Unposted, S = Staged, C:0 = I/C Unposted, -1 = Hanging out there.
Num of Entries Shown: - 0 *records limit: 10000

Full Account	Date	Amount USD	Amount CAD	Nat Currency	Journal Control Num	Psid*	Journal Description	User	R/Type	Vendor Code	One Time Vendor	Further Description	Date Doc	Doc Desc
--------------	------	------------	------------	--------------	---------------------	-------	---------------------	------	--------	-------------	-----------------	---------------------	----------	----------

[REDACTED CONTENT]														
--------------------	--	--	--	--	--	--	--	--	--	--	--	--	--	--

Journal Entry Query Tool
v5.15

NOTE: Ctrl+Shift+J to pull data

Date Range:
From: 2023-10
To: 2024-09

Other Criteria
Districts: 2180
Accts: 52142
System:
Subsystem:
Vendor Code:
Amount From:
Amount To:
Posting: All

Total of Entries: - 0.00 *pst: P = Posted, U = Unposted, S = Staged, C:0 = I/C Unposted, -1 = Hanging out there.
Num of Entries Shown: - 0 *records limit: 10000

Full Account	Date	Amount USD	Amount CAD	Nat Currency	Journal Control Num	Psted*	Journal Description	User	R/Type	Vendor Code	One Time Vendor	Further Description	Date Doc	Doc Desc
--------------	------	------------	------------	--------------	---------------------	--------	---------------------	------	--------	-------------	-----------------	---------------------	----------	----------

Journal Entry Query Tool
v5.15

NOTE: Ctrl+Shift+J to pull data

Date Range:
From: 2023-10
To: 2024-09

Other Criteria
Districts: 2180
Accts: 52142
System:
Subsystem:
Vendor Code:
Amount From:
Amount To:
Posting: All

Total of Entries: - 0.00 *pst: P = Posted, U = Unposted, S = Staged, C:0 = I/C Unposted, -1 = Hanging out there.
Num of Entries Shown: - 0 *records limit: 10000

Full Account	Date	Amount USD	Amount CAD	Nat Currency	Journal Control Num	Pstcd*	Journal Description	User	R/Type	Vendor Code	One Time Vendor	Further Description	Date Doc	Doc Desc
--------------	------	------------	------------	--------------	---------------------	--------	---------------------	------	--------	-------------	-----------------	---------------------	----------	----------

--	--	--	--	--	--	--	--	--	--	--	--	--	--	--

Journal Entry Query Tool
v5.15


NOTE: Ctrl+Shift+J to pull data

Date Range:
From: 2023-10
To: 2024-09

Other Criteria
Districts: 2180
Accts: 52142
System:
Subsystem:
Vendor Code:
Amount From:
Amount To:
Posting: All

Total of Entries: - 0.00 *pst: P = Posted, U = Unposted, S = Staged, C:0 = I/C Unposted, -1 = Hanging out there.
Num of Entries Shown: - 0 *records limit: 10000

Full Account	Date	Amount USD	Amount CAD	Nat Currency	Journal Control Num	Psted*	Journal Description	User	R/Type	Vendor Code	One Time Vendor	Further Description	Date Doc	Doc Desc
--------------	------	------------	------------	--------------	---------------------	--------	---------------------	------	--------	-------------	-----------------	---------------------	----------	----------



Journal Entry Query Tool
v3.15

NOTE: Ctrl+Shift+J to pull data

Date Range:		Other Criteria		
From: 2019-01	To: 2024-02	Districts: 2190	Vendor Code:	Company: Corp
		Acct: 52035.52036.55038	Amount From:	
		System:	Amount To:	
		Subsystem:	Posting:	All

Total of Entries: 0.00 USD, 0.00 CAD
Num of Entries Shown: 0 records of 10000

*Post: P = Posted, U = Unposted, S = Saged, C-D = IC Unposted, -1 = Handing out there.


Full Account	Date	Amount USD	Amount CAD	Nat Currenc	Journal Cr/Debit	Journal Desc	RType	Vendor Code	One Time Y	Further Dis	Date Disc	Disc Desc	Disc Off No	Po Ch Num	Vendor Ord	Ticket Num	Document 1	Document 2	Class Code	Date Entered	Date Postd	Amt Net	Date Due	Database	Not included in print range									
																									Reversing Flag	Hold Flag	Recurring Flag	Requesting Flag	Type Flag	Posted Flag	Seg1	Seg2	Seg3	Seg4

[REDACTED]																																
------------	--	--	--	--	--	--	--	--	--	--	--	--	--	--	--	--	--	--	--	--	--	--	--	--	--	--	--	--	--	--	--	--

Journal Entry Q
v2.15

Total of Entries:
Num of Entries Show:

Fid Account	Company	BookID	FiscalYear	FiscalPeriod
-------------	---------	--------	------------	--------------



Journal Entry Query Tool

v5.15

NOTE: Ctrl+Shift+J to pull data

Date Range:		Other Criteria	
From: 2019-03	Districts: 2180	Vendor Code:	Company: Corp
To: 2024-02	Accts: 20195, 62036, 50108	Account From:	
	System:	Amount To:	
	Subsystem:	Posting: All	

Total of Entries: 0.00 0.00 *psst P = Posted, U = Unposted, S = Saiged, C O = IC Unposted, -1 = Handing out here.
Num of Entries Shown: 0 0 *records 1 10000

Full Account	Date	Amount USD	Amount CAD	Journal C	Journal Desc	User	RType	Vendor Code	One Time Y	Further Des	Date Doc	Doc Desc	Doc Ctrl Nu	Po Ctrl Num	Vendor Ord	Ticket Num	Document 2	Document 1	Class Code	Date Entered	Date Poste	Amr Net	Date Due	Database	Reversing Flag	Hold Flag	Recurring Flag	Repeating Flag	Type Flag	Posted Flag	Seg1	Seg2	Seg3	Seg4	sged_RefCtaged_DocF	ged Year	Managed Dist	VO Number
--------------	------	------------	------------	-----------	--------------	------	-------	-------------	------------	-------------	----------	----------	-------------	-------------	------------	------------	------------	------------	------------	--------------	------------	---------	----------	----------	----------------	-----------	----------------	----------------	-----------	-------------	------	------	------	------	---------------------	----------	--------------	-----------

Journal Entry Q
v5.15

Total of Entries:				
Num of Entries Show:				
Full Account	Company	BookID	FiscalYear	FiscalPeriod

--	--	--	--	--

Journal Entry Query Tool

v5.15

NOTE: Ctrl+Shift+J to pull data

Date Range:		Other Criteria	
From: 2019-03	Districts: 2180	Vendor Code:	Company: Corp
To: 2024-02	Accts: 20195, 62036, 50109	Reversal From:	
	System:	Amount To:	
	Subsystem:	Posting: All	

Total of Entries: 0.00 0.00 *psst: P = Posted, U = Unposted, S = Saiged, C O = UC Unposted, -1 = Handing out here.
Num of Entries Shown: 0 0 *records 1 10000

Full Account	Date	Amount USD	Amount CAD	Journal C/ Currns	Journal Desc	User	R/Type	Vendor Code	One Time Y	Further Des	Date Doc	Doc Desc	Doc Ctrl Nu	Po Ctrl Num	Vendor Ord	Ticket Num	Document 2	Document 1	Class Code	Date Entered	Date Poste	Amr Net	Date Due	Database	Reversing Flag	Hold Flag	Recurring Flag	Repeating Flag	Type Flag	Posted Flag	Seg1	Seg2	Seg3	Seg4	sged_Ref/Ctaged_Doc#	ged Year	Managed Dist	VO Number
--------------	------	------------	------------	-------------------	--------------	------	--------	-------------	------------	-------------	----------	----------	-------------	-------------	------------	------------	------------	------------	------------	--------------	------------	---------	----------	----------	----------------	-----------	----------------	----------------	-----------	-------------	------	------	------	------	----------------------	----------	--------------	-----------

Journal Entry Q
v5.15

Total of Entries:				
Num of Entries Show:				
Full Account	Company	BookID	FiscalYear	FiscalPeriod

--	--	--	--	--

Journal Entry Query Tool

v5.15

NOTE: Ctrl+Shift+J to pull data

Date Range:		Other Criteria	
From: 2019-03	Districts: 2180	Vendor Code:	Company: Corp
To: 2024-02	Accts: 20195, 62036, 50109	Reversal From:	
	System:	Amount To:	
	Subsystem:	Posting: All	

Total of Entries: 0.00 0.00 *psst P = Posted, U = Unposted, S = Saiged, C O = UC Unposted, -1 = Handing out there.
Num of Entries Shown: 0 0 *records 1 10000

Full Account	Date	Amount USD	Amount CAD	Journal C/ Currncy	Journal Desc	User	R/Type	Vendor Code	One Time Y	Further Desc	Date Doc	Doc Desc	Doc Ctrl Nu	Po Ctrl Num	Vendor Ord	Ticket Num	Document 2	Document 1	Class Code	Date Entered	Date Poste	Amr Net	Date Due	Database	Reversing Flag	Hold Flag	Recurring Flag	Repeating Flag	Type Flag	Posted Flag	Seg1	Seg2	Seg3	Seg4	sged_Ref/Ctaged_Doc#	ged Year	Msged Dist	VO Number
--------------	------	------------	------------	--------------------	--------------	------	--------	-------------	------------	--------------	----------	----------	-------------	-------------	------------	------------	------------	------------	------------	--------------	------------	---------	----------	----------	----------------	-----------	----------------	----------------	-----------	-------------	------	------	------	------	----------------------	----------	------------	-----------

[REDACTED]																																						
------------	--	--	--	--	--	--	--	--	--	--	--	--	--	--	--	--	--	--	--	--	--	--	--	--	--	--	--	--	--	--	--	--	--	--	--	--	--	--

Journal Entry Q
v5.15

Total of Entries:				
Num of Entries Show:				
Full Account	Company	BookID	FiscalYear	FiscalPeriod

--	--	--	--	--

Journal Entry Query Tool

v5.15

NOTE: Ctrl+Shift+J to pull data

Date Range:		Other Criteria	
From: 2019-03	Districts: 2180	Vendor Code:	Company: Corp
To: 2024-02	Accts: 20195, 62036, 50109	Reversal From:	
	System:	Amount To:	
	Subsystem:	Posting: All	

Total of Entries: 0.00 0.00 *psst: P = Posted, U = Unposted, S = Saiged, C O = UC Unposted, -1 = Handing out here.
Num of Entries Shown: 0 0 *records 1 10000

Full Account	Date	Amount USD	Amount CAD	Journal C/ Currncy	Journal Desc	User	R/Type	Vendor Code	One Time Y	Further Desc	Date Doc	Doc Desc	Doc Ctrl Nu	Po Ctrl Num	Vendor Ord	Ticket Num	Document 2	Document 1	Class Code	Date Entered	Date Poste	Amr Net	Date Due	Database	Reversing Flag	Hold Flag	Recurring Flag	Repeating Flag	Type Flag	Posted Flag	Seg1	Seg2	Seg3	Seg4	sged_Ref/Ctaged_Doc#	ged Year	Managed Dist	VO Number
--------------	------	------------	------------	--------------------	--------------	------	--------	-------------	------------	--------------	----------	----------	-------------	-------------	------------	------------	------------	------------	------------	--------------	------------	---------	----------	----------	----------------	-----------	----------------	----------------	-----------	-------------	------	------	------	------	----------------------	----------	--------------	-----------

[REDACTED]																																						
------------	--	--	--	--	--	--	--	--	--	--	--	--	--	--	--	--	--	--	--	--	--	--	--	--	--	--	--	--	--	--	--	--	--	--	--	--	--	--

Journal Entry Q
v5.15

Total of Entries:				
Num of Entries Show:				
Full Account	Company	BookID	FiscalYear	FiscalPeriod

--	--	--	--	--

Journal Entry Query Tool

v5.15

NOTE: Ctrl+Shift+J to pull data

Date Range:		Other Criteria	
From: 2019-03	Districts: 2180	Vendor Code:	Company: Corp
To: 2024-02	Accts: 20195, 62036, 50109	Reversal From:	
	System:	Amount To:	
	Subsystem:	Posting: All	

Total of Entries: 0.00 0.00 *psst: P = Posted, U = Unposted, S = Saiged, C O = UC Unposted, -1 = Handing out here.
Num of Entries Shown: 0 0 *records 1 10000

Full Account	Date	Amount USD	Amount CAD	Journal C/ Currns	Journal Desc	User	R/Type	Vendor Code	One Time Y	Further Desc	Date Doc	Doc Desc	Doc Ctrl Nu	Po Ctrl Num	Vendor Ord	Ticket Num	Document 2	Document 1	Class Code	Date Entered	Date Poste	Amr Net	Date Due	Database	Reversing Flag	Hold Flag	Recurring Flag	Repeating Flag	Type Flag	Posted Flag	Seg1	Seg2	Seg3	Seg4	sged_Ref/Ctaged_Doc#	ged Year	Managed Dist	VO Number
--------------	------	------------	------------	-------------------	--------------	------	--------	-------------	------------	--------------	----------	----------	-------------	-------------	------------	------------	------------	------------	------------	--------------	------------	---------	----------	----------	----------------	-----------	----------------	----------------	-----------	-------------	------	------	------	------	----------------------	----------	--------------	-----------

Journal Entry Q
v5.15

Total of Entries:				
Num of Entries Show:				
Full Account	Company	BookID	FiscalYear	FiscalPeriod

--	--	--	--	--

Journal Entry Query Tool

v5.15

NOTE: Ctrl+Shift+J to pull data

Date Range:		Other Criteria	
From: 2019-03	Districts: 2180	Vendor Code:	Company: Corp
To: 2024-02	Accts: 20190, 62036, 50109	Account From:	
	System:	Amount To:	
	Subsystem:	Posting: All	

Total of Entries: 0.00 0.00 *psst: P = Posted, U = Unposted, S = Saiged, C O = UC Unposted, -1 = Handing out here.
Num of Entries Shown: 0 0 *records 1 10000

Full Account	Date	Amount USD	Amount CAD	Journal C/ Currncy	Journal Desc	User	R/Type	Vendor Code	One Time Y	Further Desc	Date Doc	Doc Desc	Doc Ctrl Nu	Po Ctrl Num	Vendor Ord	Ticket Num	Document 2	Document 1	Class Code	Date Entered	Date Poste	Amr Net	Date Due	Database	Reversing Flag	Hold Flag	Recurring Flag	Repeating Flag	Type Flag	Posted Flag	Seg1	Seg2	Seg3	Seg4	sged_Ref/Ctaged_Doc#	ged Year	Msged Dist	VO Number
--------------	------	------------	------------	--------------------	--------------	------	--------	-------------	------------	--------------	----------	----------	-------------	-------------	------------	------------	------------	------------	------------	--------------	------------	---------	----------	----------	----------------	-----------	----------------	----------------	-----------	-------------	------	------	------	------	----------------------	----------	------------	-----------

Journal Entry Q
v5.15

Total of Entries:				
Num of Entries Show:				
Full Account	Company	BookID	FiscalYear	FiscalPeriod

--	--	--	--	--

Journal Entry Query Tool

v5.15

NOTE: Ctrl+Shift+J to pull data

Date Range:		Other Criteria	
From: 2019-03	Districts: 2180	Vendor Code:	Company: Corp
To: 2024-02	Accts: 20195, 62036, 50109	Account From:	
	System:	Amount To:	
	Subsystem:	Posting: All	

Total of Entries: 0.00 0.00 *psst P = Posted, U = Unposted, S = Saiged, C O = IC Unposted, -1 = Handing out here.
Num of Entries Shown: 0 0 *records 1 10000

Full Account	Date	Amount USD	Amount CAD	Journal C/ Currncy	Journal Desc	User	R/Type	Vendor Code	One Time Y	Further Desc	Date Doc	Doc Desc	Doc Ctrl Nu	Po Ctrl Num	Vendor Ord	Ticket Num	Document 2	Document 1	Class Code	Date Entered	Date Postd	Amr Net	Date Due	Database	Reversing Flag	Hold Flag	Recurring Flag	Repeating Flag	Type Flag	Posted Flag	Seg1	Seg2	Seg3	Seg4	sged_Ref/Ctaged_Doc#	ged Year	Msged Dist	VO Number
--------------	------	------------	------------	--------------------	--------------	------	--------	-------------	------------	--------------	----------	----------	-------------	-------------	------------	------------	------------	------------	------------	--------------	------------	---------	----------	----------	----------------	-----------	----------------	----------------	-----------	-------------	------	------	------	------	----------------------	----------	------------	-----------

[REDACTED]																																						
------------	--	--	--	--	--	--	--	--	--	--	--	--	--	--	--	--	--	--	--	--	--	--	--	--	--	--	--	--	--	--	--	--	--	--	--	--	--	--

Journal Entry Q
v5.15

Total of Entries:				
Num of Entries Show:				
Full Account	Company	BookID	FiscalYear	FiscalPeriod

--	--	--	--	--

Journal Entry Query Tool

v5.15

NOTE: Ctrl+Shift+J to pull data

Date Range:		Other Criteria	
From: 2019-03	Districts: 2180	Vendor Code:	Company: Corp
To: 2024-02	Accts: 20195, 62036, 50109	Account From:	
	System:	Amount To:	
	Subsystem:	Posting: All	

Total of Entries: 0.00 0.00 *psst: P = Posted, U = Unposted, S = Saiged, C O = UC Unposted, -1 = Handing out here.
Num of Entries Shown: 0 0 *records 1 10000

Full Account	Date	Amount USD	Amount CAD	Journal C/ Currncy	Journal Desc	User	R/Type	Vendor Code	One Time Y	Further Desc	Date Doc	Doc Desc	Doc Ctrl Nu	Po Ctrl Num	Vendor Ord	Ticket Num	Document 2	Document 1	Class Code	Date Entered	Date Postd	Amr Net	Date Due	Database	Reversing Flag	Hold Flag	Recurring Flag	Repeating Flag	Type Flag	Posted Flag	Seg1	Seg2	Seg3	Seg4	sged_Ref/Ctaged_Doc#	ged Year	Msged Dist	VO Number
--------------	------	------------	------------	--------------------	--------------	------	--------	-------------	------------	--------------	----------	----------	-------------	-------------	------------	------------	------------	------------	------------	--------------	------------	---------	----------	----------	----------------	-----------	----------------	----------------	-----------	-------------	------	------	------	------	----------------------	----------	------------	-----------

[REDACTED]																																						
------------	--	--	--	--	--	--	--	--	--	--	--	--	--	--	--	--	--	--	--	--	--	--	--	--	--	--	--	--	--	--	--	--	--	--	--	--	--	--

Journal Entry Q
v5.15

Total of Entries:				
Num of Entries Show:				
Full Account	Company	BookID	FiscalYear	FiscalPeriod

--	--	--	--	--

Journal Entry Query Tool

v5.15

NOTE: Ctrl+Shift+J to pull data

Date Range:		Other Criteria	
From: 2019-03	Districts: 2180	Vendor Code:	Company: Corp
To: 2024-02	Accts: 20195, 62036, 50109	Reversal From:	
	System:	Amount To:	
	Subsystem:	Posting: All	

Total of Entries: 0.00 0.00 *psst: P = Posted, U = Unposted, S = Saiged, C O = UC Unposted, -1 = Handing out here.
Num of Entries Shown: 0 0 *records 1 10000

Full Account	Date	Amount USD	Amount CAD	Journal C/ Currncy	Journal Desc	User	R/Type	Vendor Code	One Time Y	Further Des	Date Doc	Doc Desc	Doc Ctrl Nu	Po Ctrl Num	Vendor Ord	Ticket Num	Document 2	Document 1	Class Code	Date Entered	Date Poste	Amr Net	Date Due	Database	Reversing Flag	Hold Flag	Recurring Flag	Repeating Flag	Type Flag	Posted Flag	Seg1	Seg2	Seg3	Seg4	sged_Ref/Ctaged_Doc#	ged Year	Managed Dist	VO Number
--------------	------	------------	------------	--------------------	--------------	------	--------	-------------	------------	-------------	----------	----------	-------------	-------------	------------	------------	------------	------------	------------	--------------	------------	---------	----------	----------	----------------	-----------	----------------	----------------	-----------	-------------	------	------	------	------	----------------------	----------	--------------	-----------

[REDACTED]																																						
------------	--	--	--	--	--	--	--	--	--	--	--	--	--	--	--	--	--	--	--	--	--	--	--	--	--	--	--	--	--	--	--	--	--	--	--	--	--	--

Journal Entry Q
v5.15

Total of Entries:				
Num of Entries Show:				
Full Account	Company	BookID	FiscalYear	FiscalPeriod

--	--	--	--	--

Journal Entry Query Tool

v5.15

NOTE: Ctrl+Shift+J to pull data

Date Range:		Other Criteria	
From: 2019-03	Districts: 2180	Vendor Code:	Company: Corp
To: 2024-02	Accts: 20195, 62036, 50109	Reversal From:	
	System:	Amount To:	
	Subsystem:	Posting: All	

Total of Entries: 0.00 0.00 *psst: P = Posted, U = Unposted, S = Saiged, C O = UC Unposted, -1 = Handing out there.
Num of Entries Shown: 0 0 *records 1 10000

Full Account	Date	Amount USD	Amount CAD	Journal C/ Currns	Journal Desc	User	R/Type	Vendor Code	One Time Y	Further Des	Date Doc	Doc Desc	Doc Ctrl Nu	Po Ctrl Num	Vendor Ord	Ticket Num	Document 2	Document 1	Class Code	Date Entered	Date Poste	Amr Net	Date Due	Database	Reversing Flag	Hold Flag	Recurring Flag	Repeating Flag	Type Flag	Posted Flag	Seg1	Seg2	Seg3	Seg4	sged_Ref/Ctaged_Doc#	ged Year	Msged Dist	VO Number
--------------	------	------------	------------	-------------------	--------------	------	--------	-------------	------------	-------------	----------	----------	-------------	-------------	------------	------------	------------	------------	------------	--------------	------------	---------	----------	----------	----------------	-----------	----------------	----------------	-----------	-------------	------	------	------	------	----------------------	----------	------------	-----------

[REDACTED]																																						
------------	--	--	--	--	--	--	--	--	--	--	--	--	--	--	--	--	--	--	--	--	--	--	--	--	--	--	--	--	--	--	--	--	--	--	--	--	--	--

Journal Entry Q
v5.15

Total of Entries:				
Num of Entries Show:				
Full Account	Company	BookID	FiscalYear	FiscalPeriod

--	--	--	--	--

Journal Entry Query Tool

v5.15

NOTE: Ctrl+Shift+J to pull data

Date Range:		Other Criteria	
From: 2019-03	Districts: 2180	Vendor Code:	Company: Corp
To: 2024-02	Accts: 20195, 62036, 50109	Account From:	
	System:	Amount To:	
	Subsystem:	Posting: All	

Total of Entries: 0.00 0.00 *psst: P = Posted, U = Unposted, S = Saiged, C O = UC Unposted, -1 = Handing out here.
Num of Entries Shown: 0 0 *records 1 10000

Full Account	Date	Amount USD	Amount CAD	Journal C/ Currncy	Journal Desc	User	R/Type	Vendor Code	One Time Y	Further Des	Date Doc	Doc Desc	Doc Ctrl Nu	Po Ctrl Num	Vendor Ord	Ticket Num	Document 2	Document 1	Class Code	Date Entered	Date Poste	Amr Net	Date Due	Database	Reversing Flag	Hold Flag	Recurring Flag	Repeating Flag	Type Flag	Posted Flag	Seg1	Seg2	Seg3	Seg4	sged_Ref/Ctaged_Doc#	ged Year	Managed Dist	VO Number
--------------	------	------------	------------	--------------------	--------------	------	--------	-------------	------------	-------------	----------	----------	-------------	-------------	------------	------------	------------	------------	------------	--------------	------------	---------	----------	----------	----------------	-----------	----------------	----------------	-----------	-------------	------	------	------	------	----------------------	----------	--------------	-----------

[REDACTED]																																						
------------	--	--	--	--	--	--	--	--	--	--	--	--	--	--	--	--	--	--	--	--	--	--	--	--	--	--	--	--	--	--	--	--	--	--	--	--	--	--

Journal Entry Q
v5.15

Total of Entries:				
Num of Entries Show:				
Full Account	Company	BookID	FiscalYear	FiscalPeriod

--	--	--	--	--

Journal Entry Query Tool

v5.15

NOTE: Ctrl+Shift+J to pull data

Date Range:		Other Criteria	
From: 2019-03	Districts: 2180	Vendor Code:	Company: Corp
To: 2024-02	Accts: 20195, 62036, 50109	Account From:	
	System:	Amount To:	
	Subsystem:	Posting: All	

Total of Entries: 0.00 0.00 *psst: P = Posted, U = Unposted, S = Saiged, C O = UC Unposted, -1 = Handing out here.
Num of Entries Shown: 0 0 *records 1 10000

Full Account	Date	Amount USD	Amount CAD	Journal C/ Currncy	Journal Desc	User	R/Type	Vendor Code	One Time Y	Further Desc	Date Doc	Doc Desc	Doc Ctrl Nu	Po Ctrl Num	Vendor Ord	Ticket Num	Document 2	Document 1	Class Code	Date Entered	Date Poste	Amr Net	Date Due	Database	Reversing Flag	Hold Flag	Recurring Flag	Repeating Flag	Type Flag	Posted Flag	Seg1	Seg2	Seg3	Seg4	sged_Ref/Ctaged_Doc#	ged Year	Msged Dist	VO Number
--------------	------	------------	------------	--------------------	--------------	------	--------	-------------	------------	--------------	----------	----------	-------------	-------------	------------	------------	------------	------------	------------	--------------	------------	---------	----------	----------	----------------	-----------	----------------	----------------	-----------	-------------	------	------	------	------	----------------------	----------	------------	-----------

[REDACTED]																																						
------------	--	--	--	--	--	--	--	--	--	--	--	--	--	--	--	--	--	--	--	--	--	--	--	--	--	--	--	--	--	--	--	--	--	--	--	--	--	--

Journal Entry Q
v5.15

Total of Entries:				
Num of Entries Show:				
Full Account	Company	BookID	FiscalYear	FiscalPeriod

--	--	--	--	--

Journal Entry Query Tool

v5.15

NOTE: Ctrl+Shift+J to pull data

Date Range:		Other Criteria	
From: 2019-03	Districts: 2180	Vendor Code:	Company: Corp
To: 2024-02	Accts: 20195, 62036, 50108	Reversal From:	
	System:	Amount To:	
	Subsystem:	Posting: All	

Total of Entries: 0.00 0.00 *psst: P = Posted, U = Unposted, S = Saiged, C O = UC Unposted, -1 = Handing out here.
Num of Entries Shown: 0 0 *records 1 10000

Full Account	Date	Amount USD	Amount CAD	Journal C/ Currncy	Journal Desc	User	R/Type	Vendor Code	One Time Y	Further Des	Date Doc	Doc Desc	Doc Ctrl Nu	Po Ctrl Num	Vendor Ord	Ticket Num	Document 2	Document 1	Class Code	Date Entered	Date Poste	Amr Net	Date Due	Database	Reversing Flag	Hold Flag	Recurring Flag	Repeating Flag	Type Flag	Posted Flag	Seg1	Seg2	Seg3	Seg4	sged_Ref/Ctaged_Doc#	ged Year	Managed Distri	VO Number
--------------	------	------------	------------	--------------------	--------------	------	--------	-------------	------------	-------------	----------	----------	-------------	-------------	------------	------------	------------	------------	------------	--------------	------------	---------	----------	----------	----------------	-----------	----------------	----------------	-----------	-------------	------	------	------	------	----------------------	----------	----------------	-----------

Journal Entry Q
v5.15

Total of Entries:				
Num of Entries Show:				
Full Account	Company	BookID	FiscalYear	FiscalPeriod

--	--	--	--	--

Journal Entry Query Tool

v5.15

NOTE: Ctrl+Shift+J to pull data

Date Range:		Other Criteria	
From: 2019-03	Districts: 2180	Vendor Code:	Company: Corp
To: 2024-02	Accts: 20195, 62036, 50109	Reversal From:	
	System:	Amount To:	
	Subsystem:	Posting: All	

Total of Entries: 0.00 0.00 *psst: P = Posted, U = Unposted, S = Saiged, C O = IC Unposted, -1 = Handing out here.
Num of Entries Shown: 0 0 *records 1 10000

Full Account	Date	Amount USD	Amount CAD	Journal C/ Currncy	Journal Desc	User	R/Type	Vendor Code	One Time Y	Further Desc	Date Doc	Doc Desc	Doc Ctrl Nu	Po Ctrl Num	Vendor Ord	Ticket Num	Document 2	Document 1	Class Code	Date Entered	Date Poste	Amr Net	Date Due	Database	Reversing Flag	Hold Flag	Recurring Flag	Repeating Flag	Type Flag	Posted Flag	Seg1	Seg2	Seg3	Seg4	sged_Ref/Ctaged_Doc#	ged Year	Managed Dist	VO Number
--------------	------	------------	------------	--------------------	--------------	------	--------	-------------	------------	--------------	----------	----------	-------------	-------------	------------	------------	------------	------------	------------	--------------	------------	---------	----------	----------	----------------	-----------	----------------	----------------	-----------	-------------	------	------	------	------	----------------------	----------	--------------	-----------

[REDACTED]																																						
------------	--	--	--	--	--	--	--	--	--	--	--	--	--	--	--	--	--	--	--	--	--	--	--	--	--	--	--	--	--	--	--	--	--	--	--	--	--	--

Journal Entry Q
v5.15

Total of Entries:				
Num of Entries Show:				
Full Account	Company	BookID	FiscalYear	FiscalPeriod

--	--	--	--	--

Journal Entry Query Tool

v5.15

NOTE: Ctrl+Shift+J to pull data

Date Range:		Other Criteria	
From: 2019-03	Districts: 2180	Vendor Code:	Company: Corp
To: 2024-02	Accts: 20195, 62036, 50108	Reversal From:	
	System:	Amount To:	
	Subsystem:	Posting: All	

Total of Entries: 0.00 0.00 *psst P = Posted, U = Unposted, S = Saiged, C O = UC Unposted, -1 = Handing out here.
Num of Entries Shown: 0 0 *records 1 10000

Full Account	Date	Amount USD	Amount CAD	Journal C/ Currncy	Journal Desc	User	R/Type	Vendor Code	One Time Y	Further Des	Date Doc	Doc Desc	Doc Ctrl Nu	Po Ctrl Num	Vendor Ord	Ticket Num	Document 2	Document 1	Class Code	Date Entered	Date Poste	Amr Net	Date Due	Database	Reversing Flag	Hold Flag	Recurring Flag	Repeating Flag	Type Flag	Posted Flag	Seg1	Seg2	Seg3	Seg4	sged_Ref/Ctaged_Doc#	ged Year	Msged Dist	VO Number
--------------	------	------------	------------	--------------------	--------------	------	--------	-------------	------------	-------------	----------	----------	-------------	-------------	------------	------------	------------	------------	------------	--------------	------------	---------	----------	----------	----------------	-----------	----------------	----------------	-----------	-------------	------	------	------	------	----------------------	----------	------------	-----------

[REDACTED]																																						
------------	--	--	--	--	--	--	--	--	--	--	--	--	--	--	--	--	--	--	--	--	--	--	--	--	--	--	--	--	--	--	--	--	--	--	--	--	--	--

Journal Entry Q
v5.15

Total of Entries:				
Num of Entries Show:				
Full Account	Company	BookID	FiscalYear	FiscalPeriod

--	--	--	--	--

Journal Entry Query Tool

v5.15

NOTE: Ctrl+Shift+J to pull data

Date Range:		Other Criteria	
From: 2019-03	Districts: 2180	Vendor Code:	Company: Corp
To: 2024-02	Accts: 20195, 62036, 50108	Reversal From:	
	System:	Amount To:	
	Subsystem:	Posting: All	

Total of Entries: 0.00 0.00 *psst: P = Posted, U = Unposted, S = Saiged, C O = UC Unposted, -1 = Handing out here.
Num of Entries Shown: 0 0 *records 1 10000

Full Account	Date	Amount USD	Amount CAD	Journal C/ Currncy	Journal Desc	User	R/Type	Vendor Code	One Time Y	Further Desc	Date Doc	Doc Desc	Doc Ctrl Nu	Po Ctrl Num	Vendor Ord	Ticket Num	Document 2	Document 1	Class Code	Date Entered	Date Postd	Amr Net	Date Due	Database	Reversing Flag	Hold Flag	Recurring Flag	Repeating Flag	Type Flag	Posted Flag	Seg1	Seg2	Seg3	Seg4	sged_Ref/Ctaged_Doc#	ged Year	Msged Dist	VO Number
--------------	------	------------	------------	--------------------	--------------	------	--------	-------------	------------	--------------	----------	----------	-------------	-------------	------------	------------	------------	------------	------------	--------------	------------	---------	----------	----------	----------------	-----------	----------------	----------------	-----------	-------------	------	------	------	------	----------------------	----------	------------	-----------

[REDACTED]																																						
------------	--	--	--	--	--	--	--	--	--	--	--	--	--	--	--	--	--	--	--	--	--	--	--	--	--	--	--	--	--	--	--	--	--	--	--	--	--	--

Journal Entry Q
v5.15

Total of Entries:				
Num of Entries Show:				
Full Account	Company	BookID	FiscalYear	FiscalPeriod

--	--	--	--	--

Journal Entry Query Tool

v5.15

NOTE: Ctrl+Shift+J to pull data

Date Range:		Other Criteria	
From: 2019-03	Districts: 2180	Vendor Code:	Company: Corp
To: 2024-02	Accts: 20195, 62036, 50109	Reversal From:	
	System:	Amount To:	
	Subsystem:	Posting: All	

Total of Entries: 0.00 0.00 *psst: P = Posted, U = Unposted, S = Saiged, C O = IC Unposted, -1 = Handing out here.
Num of Entries Shown: 0 0 *records 1 10000

Full Account	Date	Amount USD	Amount CAD	Journal C/ Currncy	Journal Desc	User	R/Type	Vendor Code	One Time Y	Further Desc	Date Doc	Doc Desc	Doc Ctrl Nu	Po Ctrl Num	Vendor Ord	Ticket Num	Document 2	Document 1	Class Code	Date Entered	Date Poste	Amr Net	Date Due	Database	Reversing Flag	Hold Flag	Recurring Flag	Repeating Flag	Type Flag	Posted Flag	Seg1	Seg2	Seg3	Seg4	sged_Ref/Ctaged_Doc#	ged Year	Msged Dist	VO Number
--------------	------	------------	------------	--------------------	--------------	------	--------	-------------	------------	--------------	----------	----------	-------------	-------------	------------	------------	------------	------------	------------	--------------	------------	---------	----------	----------	----------------	-----------	----------------	----------------	-----------	-------------	------	------	------	------	----------------------	----------	------------	-----------

Journal Entry Q
v5.15

Total of Entries:				
Num of Entries Show:				
Full Account	Company	BookID	FiscalYear	FiscalPeriod

--	--	--	--	--

Journal Entry Query Tool

v5.15

NOTE: Ctrl+Shift+J to pull data

Date Range:		Other Criteria	
From: 2019-03	Districts: 2180	Vendor Code:	Company: Corp
To: 2024-02	Accts: 20195, 62036, 50109	Reversal From:	
	System:	Amount To:	
	Subsystem:	Posting: All	

Total of Entries: 0.00 0.00 *psst: P = Posted, U = Unposted, S = Saiged, C O = UC Unposted, -1 = Handing out here.
Num of Entries Shown: 0 0 *records 1 10000

Full Account	Date	Amount USD	Amount CAD	Journal C/ Currncy	Journal Desc	User	R/Type	Vendor Code	One Time Y	Further Desc	Date Doc	Doc Desc	Doc Ctrl Nu	Po Ctrl Num	Vendor Ord	Ticket Num	Document 2	Document 1	Class Code	Date Entered	Date Poste	Amr Net	Date Due	Database	Reversing Flag	Hold Flag	Recurring Flag	Repeating Flag	Type Flag	Posted Flag	Seg1	Seg2	Seg3	Seg4	sged_Ref/Ctaged_Doc#	ged Year	Managed Dist	VO Number
--------------	------	------------	------------	--------------------	--------------	------	--------	-------------	------------	--------------	----------	----------	-------------	-------------	------------	------------	------------	------------	------------	--------------	------------	---------	----------	----------	----------------	-----------	----------------	----------------	-----------	-------------	------	------	------	------	----------------------	----------	--------------	-----------

[REDACTED]																																						
------------	--	--	--	--	--	--	--	--	--	--	--	--	--	--	--	--	--	--	--	--	--	--	--	--	--	--	--	--	--	--	--	--	--	--	--	--	--	--

Journal Entry Q
v5.15

Total of Entries:				
Num of Entries Show:				
Full Account	Company	BookID	FiscalYear	FiscalPeriod

--	--	--	--	--

Journal Entry Query Tool

v5.15

NOTE: Ctrl+Shift+J to pull data

Date Range:		Other Criteria	
From: 2019-03	Districts: 2180	Vendor Code:	Company: Corp
To: 2024-02	Accts: 20195, 62036, 50108	Account From:	
	System:	Amount To:	
	Subsystem:	Posting: All	

Total of Entries: 0.00 0.00 *psst: P = Posted, U = Unposted, S = Saiged, C O = UC Unposted, -1 = Handing out here.
Num of Entries Shown: 0 0 *records 1 10000

Full Account	Date	Amount USD	Amount CAD	Journal C/ Currncy	Journal Desc	User	R/Type	Vendor Code	One Time Y	Further Des	Date Doc	Doc Desc	Doc Ctrl Nu	Po Ctrl Num	Vendor Ord	Ticket Num	Document 2	Document 1	Class Code	Date Entered	Date Poste	Amr Net	Date Due	Database	Reversing Flag	Hold Flag	Recurring Flag	Repeating Flag	Type Flag	Posted Flag	Seg1	Seg2	Seg3	Seg4	sged_Ref/Ctaged_Doc#	ged Year	Msged Dist	VO Number
--------------	------	------------	------------	--------------------	--------------	------	--------	-------------	------------	-------------	----------	----------	-------------	-------------	------------	------------	------------	------------	------------	--------------	------------	---------	----------	----------	----------------	-----------	----------------	----------------	-----------	-------------	------	------	------	------	----------------------	----------	------------	-----------

[REDACTED]																																						
------------	--	--	--	--	--	--	--	--	--	--	--	--	--	--	--	--	--	--	--	--	--	--	--	--	--	--	--	--	--	--	--	--	--	--	--	--	--	--

Journal Entry Q
v5.15

Total of Entries:				
Num of Entries Show:				
Full Account	Company	BookID	FiscalYear	FiscalPeriod

--	--	--	--	--

Journal Entry Query Tool

v5.15

NOTE: Ctrl+Shift+J to pull data

Date Range:		Other Criteria	
From: 2019-03	Districts: 2180	Vendor Code:	Company: Corp
To: 2024-02	Accts: 20195, 62036, 50108	Reversal From:	
	System:	Amount To:	
	Subsystem:	Posting: All	

Total of Entries: 0.00 0.00 *psst: P = Posted, U = Unposted, S = Saiged, C O = UC Unposted, -1 = Handing out here.
Num of Entries Shown: 0 0 *records 1 10000

Full Account	Date	Amount USD	Amount CAD	Journal C/ Currncy	Journal Desc	User	R/Type	Vendor Code	One Time Y	Further Desc	Date Doc	Doc Desc	Doc Ctrl Nu	Po Ctrl Num	Vendor Ord	Ticket Num	Document 2	Document 1	Class Code	Date Entered	Date Postd	Amr Net	Date Due	Database	Reversing Flag	Hold Flag	Recurring Flag	Repeating Flag	Type Flag	Posted Flag	Seg1	Seg2	Seg3	Seg4	sged_Ref/Ctaged_Doc#	ged Year	Msged Dist	VO Number
--------------	------	------------	------------	--------------------	--------------	------	--------	-------------	------------	--------------	----------	----------	-------------	-------------	------------	------------	------------	------------	------------	--------------	------------	---------	----------	----------	----------------	-----------	----------------	----------------	-----------	-------------	------	------	------	------	----------------------	----------	------------	-----------

[REDACTED]																																						
------------	--	--	--	--	--	--	--	--	--	--	--	--	--	--	--	--	--	--	--	--	--	--	--	--	--	--	--	--	--	--	--	--	--	--	--	--	--	--

Journal Entry Q
v5.15

Total of Entries:				
Num of Entries Show:				
Full Account	Company	BookID	FiscalYear	FiscalPeriod

--	--	--	--	--

Journal Entry Query Tool

v5.15

NOTE: Ctrl+Shift+J to pull data

Date Range:		Other Criteria	
From: 2019-03	Districts: 2180	Vendor Code:	Company: Corp
To: 2024-02	Accts: 20195, 62036, 50108	Account From:	
	System:	Amount To:	
	Subsystem:	Posting: All	

Total of Entries: 0.00 0.00 *psst: P = Posted, U = Unposted, S = Saiged, C O = UC Unposted, -1 = Handing out here.
Num of Entries Shown: 0 0 *records 1 10000

Full Account	Date	Amount USD	Amount CAD	Journal C	Journal Desc	User	RType	Vendor Code	One Time Y	Further Desc	Date Doc	Doc Desc	Doc Ctrl Nu	Po Ctrl Num	Vendor Ord	Ticket Num	Document 2	Document 1	Class Code	Date Entered	Date Poste	Amr Net	Date Due	Database	Reversing Flag	Hold Flag	Recurring Flag	Repeating Flag	Type Flag	Posted Flag	Seg1	Seg2	Seg3	Seg4	sged_Ref/Ctaged_Doc#	ged Year	Managed Dist	VO Number
--------------	------	------------	------------	-----------	--------------	------	-------	-------------	------------	--------------	----------	----------	-------------	-------------	------------	------------	------------	------------	------------	--------------	------------	---------	----------	----------	----------------	-----------	----------------	----------------	-----------	-------------	------	------	------	------	----------------------	----------	--------------	-----------

[REDACTED]																																						
------------	--	--	--	--	--	--	--	--	--	--	--	--	--	--	--	--	--	--	--	--	--	--	--	--	--	--	--	--	--	--	--	--	--	--	--	--	--	--

Journal Entry Q
v5.15

Total of Entries:				
Num of Entries Show:				
Full Account	Company	BookID	FiscalYear	FiscalPeriod

--	--	--	--	--

Journal Entry Query Tool

v5.15

NOTE: Ctrl+Shift+J to pull data

Date Range:		Other Criteria	
From: 2019-03	Districts: 2180	Vendor Code:	Company: Corp
To: 2024-02	Accts: 20195, 62036, 50108	Reversal From:	
	System:	Amount To:	
	Subsystem:	Posting: All	

Total of Entries: 0.00 0.00 *psst: P = Posted, U = Unposted, S = Saiged, C O = UC Unposted, -1 = Handing out here.
Num of Entries Shown: 0 0 *records 1 10000

Full Account	Date	Amount USD	Amount CAD	Journal C/ Currncy	Journal Desc	User	R/Type	Vendor Code	One Time Y	Further Desc	Date Doc	Doc Desc	Doc Ctrl Nu	Po Ctrl Num	Vendor Ord	Ticket Num	Document 2	Document 1	Class Code	Date Entered	Date Poste	Amr Net	Date Due	Database	Reversing Flag	Hold Flag	Recurring Flag	Repeating Flag	Type Flag	Posted Flag	Seg1	Seg2	Seg3	Seg4	sged_Ref/Ctaged_Doc#	ged Year	Msged Dist	VO Number
--------------	------	------------	------------	--------------------	--------------	------	--------	-------------	------------	--------------	----------	----------	-------------	-------------	------------	------------	------------	------------	------------	--------------	------------	---------	----------	----------	----------------	-----------	----------------	----------------	-----------	-------------	------	------	------	------	----------------------	----------	------------	-----------

Journal Entry Q
v5.15

Total of Entries:				
Num of Entries Show:				
Full Account	Company	BookID	FiscalYear	FiscalPeriod

--	--	--	--	--

Journal Entry Query Tool

v5.15

NOTE: Ctrl+Shift+J to pull data

Date Range:		Other Criteria	
From: 2019-03	Districts: 2180	Vendor Code:	Company: Corp
To: 2024-02	Accts: 20195, 62036, 50109	Reversal From:	
	System:	Amount To:	
	Subsystem:	Posting: All	

Total of Entries: 0.00 0.00 *psst: P = Posted, U = Unposted, S = Saiged, C O = UC Unposted, -1 = Handing out here.
Num of Entries Shown: 0 0 *records 1 10000

Full Account	Date	Amount USD	Amount CAD	Journal C/ Currncy	Journal Desc	User	R/Type	Vendor Code	One Time Y	Further Des	Date Doc	Doc Desc	Doc Ctrl Nu	Po Ctrl Num	Vendor Ord	Ticket Num	Document 2	Document 1	Class Code	Date Entered	Date Poste	Amr Net	Date Due	Database	Reversing Flag	Hold Flag	Recurring Flag	Repeating Flag	Type Flag	Posted Flag	Seg1	Seg2	Seg3	Seg4	sged_Ref/Ctaged_Doc#	ged Year	Msged Dist	VO Number
--------------	------	------------	------------	--------------------	--------------	------	--------	-------------	------------	-------------	----------	----------	-------------	-------------	------------	------------	------------	------------	------------	--------------	------------	---------	----------	----------	----------------	-----------	----------------	----------------	-----------	-------------	------	------	------	------	----------------------	----------	------------	-----------

[REDACTED]																																						
------------	--	--	--	--	--	--	--	--	--	--	--	--	--	--	--	--	--	--	--	--	--	--	--	--	--	--	--	--	--	--	--	--	--	--	--	--	--	--

Journal Entry Q
v5.15

Total of Entries:				
Num of Entries Show:				
Full Account	Company	BookID	FiscalYear	FiscalPeriod

--	--	--	--	--

Journal Entry Query Tool

v5.15

NOTE: Ctrl+Shift+J to pull data

Date Range:		Other Criteria	
From: 2019-03	Districts: 2180	Vendor Code:	Company: Corp
To: 2024-02	Accts: 20190, 62036, 50109	Reversal From:	
	System:	Amount To:	
	Subsystem:	Posting: All	

Total of Entries: 0.00 0.00 *psst: P = Posted, U = Unposted, S = Saiged, C O = UC Unposted, -1 = Handing out there.
Num of Entries Shown: 0 0 *records 1 10000

Full Account	Date	Amount USD	Amount CAD	Journal C/ Currns	Journal Desc	User	R/Type	Vendor Code	One Time Y	Further Des	Date Doc	Doc Desc	Doc Ctrl Nu	Po Ctrl Num	Vendor Ord	Ticket Num	Document 2	Document 1	Class Code	Date Entered	Date Poste	Amr Net	Date Due	Database	Reversing Flag	Hold Flag	Recurring Flag	Repeating Flag	Type Flag	Posted Flag	Seg1	Seg2	Seg3	Seg4	sged_Ref/Ctaged_Doc#	ged Year	Msged Dist	VO Number
--------------	------	------------	------------	-------------------	--------------	------	--------	-------------	------------	-------------	----------	----------	-------------	-------------	------------	------------	------------	------------	------------	--------------	------------	---------	----------	----------	----------------	-----------	----------------	----------------	-----------	-------------	------	------	------	------	----------------------	----------	------------	-----------

[REDACTED]																																						
------------	--	--	--	--	--	--	--	--	--	--	--	--	--	--	--	--	--	--	--	--	--	--	--	--	--	--	--	--	--	--	--	--	--	--	--	--	--	--

Journal Entry Q
v5.15

Total of Entries:				
Num of Entries Show:				
Full Account	Company	BookID	FiscalYear	FiscalPeriod

--	--	--	--	--

Journal Entry Query Tool

v5.15

NOTE: Ctrl+Shift+J to pull data

Date Range:		Other Criteria	
From: 2019-03	Districts: 2180	Vendor Code:	Company: Corp
To: 2024-02	Accts: 20190, 62036, 50109	Reversal From:	
	System:	Amount To:	
	Subsystem:	Posting: All	

Total of Entries: 0.00 0.00 *psst: P = Posted, U = Unposted, S = Saiged, C O = UC Unposted, -1 = Handing out there.
Num of Entries Shown: 0 0 *records 1 10000

Full Account	Date	Amount USD	Amount CAD	Journal C/ Currncy	Journal Desc	User	R/Type	Vendor Code	One Time Y	Further Desc	Date Doc	Doc Desc	Doc Ctrl Nu	Po Ctrl Num	Vendor Ord	Ticket Num	Document 2	Document 1	Class Code	Date Entered	Date Poste	Amr Net	Date Due	Database	Reversing Flag	Hold Flag	Recurring Flag	Repeating Flag	Type Flag	Posted Flag	Seg1	Seg2	Seg3	Seg4	sged_Ref/Ctaged_Doc#	ged Year	Msged Dist	VO Number
--------------	------	------------	------------	--------------------	--------------	------	--------	-------------	------------	--------------	----------	----------	-------------	-------------	------------	------------	------------	------------	------------	--------------	------------	---------	----------	----------	----------------	-----------	----------------	----------------	-----------	-------------	------	------	------	------	----------------------	----------	------------	-----------

Journal Entry Q
v5.15

Total of Entries:				
Num of Entries Show:				
Full Account	Company	BookID	FiscalYear	FiscalPeriod

--	--	--	--	--

Journal Entry Query Tool

v5.15

NOTE: Ctrl+Shift+J to pull data

Date Range:		Other Criteria	
From: 2019-03	Districts: 2183	Vendor Code:	Company: Corp
To: 2024-02	Accts: 20195, 62036, 50108	Reversal From:	
	System:	Amount To:	
	Subsystem:	Posting: All	

Total of Entries: 0.00 0.00 *psst: P = Posted, U = Unposted, S = Saiged, C O = UC Unposted, -1 = Handing out here.
Num of Entries Shown: 0 0 *records 1 10000

Full Account	Date	Amount USD	Amount CAD	Journal C	Journal Desc	User	RType	Vendor Code	One Time Y	Further Desc	Date Doc	Doc Desc	Doc Ctrl Nu	Po Ctrl Num	Vendor Ord	Ticket Num	Document 2	Document 1	Class Code	Date Entered	Date Posted	Amr Net	Date Due	Database	Reversing Flag	Hold Flag	Recurring Flag	Repeating Flag	Type Flag	Posted Flag	Seg1	Seg2	Seg3	Seg4	sged_Ref/Ctaged_Doc#	ged Year	Managed Dist	VO Number
--------------	------	------------	------------	-----------	--------------	------	-------	-------------	------------	--------------	----------	----------	-------------	-------------	------------	------------	------------	------------	------------	--------------	-------------	---------	----------	----------	----------------	-----------	----------------	----------------	-----------	-------------	------	------	------	------	----------------------	----------	--------------	-----------

[REDACTED]																																						
------------	--	--	--	--	--	--	--	--	--	--	--	--	--	--	--	--	--	--	--	--	--	--	--	--	--	--	--	--	--	--	--	--	--	--	--	--	--	--

Journal Entry Q
v5.15

Total of Entries:				
Num of Entries Show:				
Full Account	Company	BookID	FiscalYear	FiscalPeriod

--	--	--	--	--

Journal Entry Query Tool

v5.15

NOTE: Ctrl+Shift+J to pull data

Date Range:		Other Criteria	
From: 2019-03	Districts: 2180	Vendor Code:	Company: Corp
To: 2024-02	Accts: 20195, 62036, 50109	Reversal From:	
	System:	Amount To:	
	Subsystem:	Posting: All	

Total of Entries: 0.00 0.00 *psst: P = Posted, U = Unposted, S = Saiged, C O = UC Unposted, -1 = Handing out here.
Num of Entries Shown: 0 0 *records 1 10000

Full Account	Date	Amount USD	Amount CAD	Journal C/ Currncy	Journal Desc	User	R/Type	Vendor Code	One Time Y	Further Desc	Date Doc	Doc Desc	Doc Ctrl Nu	Po Ctrl Num	Vendor Ord	Ticket Num	Document 2	Document 1	Class Code	Date Entered	Date Poste	Amr Net	Date Due	Database	Reversing Flag	Hold Flag	Recurring Flag	Repeating Flag	Type Flag	Posted Flag	Seg1	Seg2	Seg3	Seg4	sged_Ref/Ctaged_Doc#	ged Year	Managed Dist	VO Number
--------------	------	------------	------------	--------------------	--------------	------	--------	-------------	------------	--------------	----------	----------	-------------	-------------	------------	------------	------------	------------	------------	--------------	------------	---------	----------	----------	----------------	-----------	----------------	----------------	-----------	-------------	------	------	------	------	----------------------	----------	--------------	-----------

Journal Entry Q
v5.15

Total of Entries:				
Num of Entries Show:				
Full Account	Company	BookID	FiscalYear	FiscalPeriod

--	--	--	--	--

Journal Entry Query Tool

v5.15

NOTE: Ctrl+Shift+J to pull data

Date Range:		Other Criteria	
From: 2019-03	Districts: 2180	Vendor Code:	Company: Corp
To: 2024-02	Accts: 20190, 62036, 50109	Account From:	
	System:	Amount To:	
	Subsystem:	Posting: All	

Total of Entries: 0.00 0.00 *psst: P = Posted, U = Unposted, S = Saiged, C O = UC Unposted, -1 = Handing out here.
Num of Entries Shown: 0 0 *records 1 10000

Full Account	Date	Amount USD	Amount CAD	Journal C/ Currncy	Journal Desc	User	R/Type	Vendor Code	One Time Y	Further Desc	Date Doc	Doc Desc	Doc Ctrl Nu	Po Ctrl Num	Vendor Ord	Ticket Num	Document 2	Document 1	Class Code	Date Entered	Date Poste	Amr Net	Date Due	Database	Reversing Flag	Hold Flag	Recurring Flag	Repeating Flag	Type Flag	Posted Flag	Seg1	Seg2	Seg3	Seg4	sged_Ref/Ctaged_Doc#	ged Year	Msged Dist	VO Number
--------------	------	------------	------------	--------------------	--------------	------	--------	-------------	------------	--------------	----------	----------	-------------	-------------	------------	------------	------------	------------	------------	--------------	------------	---------	----------	----------	----------------	-----------	----------------	----------------	-----------	-------------	------	------	------	------	----------------------	----------	------------	-----------

[REDACTED]																																						
------------	--	--	--	--	--	--	--	--	--	--	--	--	--	--	--	--	--	--	--	--	--	--	--	--	--	--	--	--	--	--	--	--	--	--	--	--	--	--

Journal Entry Q
v5.15

Total of Entries:				
Num of Entries Show:				
Full Account	Company	BookID	FiscalYear	FiscalPeriod

--	--	--	--	--

Journal Entry Query Tool

v5.15

NOTE: Ctrl+Shift+J to pull data

Date Range:		Other Criteria	
From: 2019-03	Districts: 2180	Vendor Code:	Company: Corp
To: 2024-02	Accts: 20190, 62036, 50109	Reversal From:	
	System:	Amount To:	
	Subsystem:	Posting: All	

Total of Entries: 0.00 0.00 *psst: P = Posted, U = Unposted, S = Saiged, C O = UC Unposted, -1 = Handing out here.
Num of Entries Shown: 0 0 *records 1 10000

Full Account	Date	Amount USD	Amount CAD	Journal C/ Currncy	Journal Desc	User	R/Type	Vendor Code	One Time Y	Further Desc	Date Doc	Doc Desc	Doc Ctrl Nu	Po Ctrl Num	Vendor Ord	Ticket Num	Document 2	Document 1	Class Code	Date Entered	Date Poste	Amr Net	Date Due	Database	Reversing Flag	Hold Flag	Recurring Flag	Repeating Flag	Type Flag	Posted Flag	Seg1	Seg2	Seg3	Seg4	sged_Ref/Ctaged_Doc#	ged Year	Managed Dist	VO Number
--------------	------	------------	------------	--------------------	--------------	------	--------	-------------	------------	--------------	----------	----------	-------------	-------------	------------	------------	------------	------------	------------	--------------	------------	---------	----------	----------	----------------	-----------	----------------	----------------	-----------	-------------	------	------	------	------	----------------------	----------	--------------	-----------

Journal Entry Q
v5.15

Total of Entries:				
Num of Entries Show:				
Full Account	Company	BookID	FiscalYear	FiscalPeriod

--	--	--	--	--

Journal Entry Query Tool

v5.15

NOTE: Ctrl+Shift+J to pull data

Date Range:		Other Criteria	
From: 2019-03	Districts: 2180	Vendor Code:	Company: Corp
To: 2024-02	Accts: 20195, 62036, 50109	Account From:	
	System:	Amount To:	
	Subsystem:	Posting: All	

Total of Entries: 0.00 0.00 *psst: P = Posted, U = Unposted, S = Saiged, C O = UC Unposted, -1 = Handing out here.
Num of Entries Shown: 0 0 *records 1 10000

Full Account	Date	Amount USD	Amount CAD	Journal C	Journal Desc	User	RType	Vendor Code	One Time Y	Further Desc	Date Doc	Doc Desc	Doc Ctrl Nu	Po Ctrl Num	Vendor Ord	Ticket Num	Document 2	Document 1	Class Code	Date Entered	Date Poste	Amr Net	Date Due	Database	Reversing Flag	Hold Flag	Recurring Flag	Repeating Flag	Type Flag	Posted Flag	Seg1	Seg2	Seg3	Seg4	sged_Ref/Ctaged_Doc#	ged Year	Managed Dist	VO Number
--------------	------	------------	------------	-----------	--------------	------	-------	-------------	------------	--------------	----------	----------	-------------	-------------	------------	------------	------------	------------	------------	--------------	------------	---------	----------	----------	----------------	-----------	----------------	----------------	-----------	-------------	------	------	------	------	----------------------	----------	--------------	-----------

[REDACTED]																																						
------------	--	--	--	--	--	--	--	--	--	--	--	--	--	--	--	--	--	--	--	--	--	--	--	--	--	--	--	--	--	--	--	--	--	--	--	--	--	--

Journal Entry Q
v5.15

Total of Entries:				
Num of Entries Show:				
Full Account	Company	BookID	FiscalYear	FiscalPeriod

--	--	--	--	--

Journal Entry Query Tool

v5.15

NOTE: Ctrl+Shift+J to pull data

Date Range:		Other Criteria	
From: 2019-03	Districts: 2180	Vendor Code:	Company: Corp
To: 2024-02	Accts: 20195, 62036, 50109	Reversal From:	
	System:	Amount To:	
	Subsystem:	Posting: All	

Total of Entries: 0.00 0.00 *psst P = Posted, U = Unposted, S = Saiged, C O = UC Unposted, -1 = Handing out here.
Num of Entries Shown: 0 0 *records 1 10000

Full Account	Date	Amount USD	Amount CAD	Journal C/ Currns	Journal Desc	User	R/Type	Vendor Code	One Time Y	Further Des	Date Doc	Doc Desc	Doc Ctrl Nu	Po Ctrl Num	Vendor Ord	Ticket Num	Document 2	Document 1	Class Code	Date Entered	Date Poste	Amr Net	Date Due	Database	Reversing Flag	Hold Flag	Recurring Flag	Repeating Flag	Type Flag	Posted Flag	Seg1	Seg2	Seg3	Seg4	sged_Ref/Ctaged_Doc#	ged Year	Managed Dist	VO Number
--------------	------	------------	------------	-------------------	--------------	------	--------	-------------	------------	-------------	----------	----------	-------------	-------------	------------	------------	------------	------------	------------	--------------	------------	---------	----------	----------	----------------	-----------	----------------	----------------	-----------	-------------	------	------	------	------	----------------------	----------	--------------	-----------

Journal Entry Q
v5.15

Total of Entries:				
Num of Entries Show:				
Full Account	Company	BookID	FiscalYear	FiscalPeriod

--	--	--	--	--

Journal Entry Query Tool

v5.15

NOTE: Ctrl+Shift+J to pull data

Date Range:		Other Criteria	
From: 2019-03	Districts: 2180	Vendor Code:	Company: Corp
To: 2024-02	Accts: 20195, 62036, 50108	Reversal From:	
	System:	Amount To:	
	Subsystem:	Posting: All	

Total of Entries: 0.00 0.00 *psst: P = Posted, U = Unposted, S = Saiged, C O = UC Unposted, -1 = Handing out there.
Num of Entries Shown: 0 0 *records 1 10000

Full Account	Date	Amount USD	Amount CAD	Journal C/ Currncy	Journal Desc	User	R/Type	Vendor Code	One Time Y	Further Desc	Date Doc	Doc Desc	Doc Ctrl Nu	Po Ctrl Num	Vendor Ord	Ticket Num	Document 2	Document 1	Class Code	Date Entered	Date Poste	Amr Net	Date Due	Database	Reversing Flag	Hold Flag	Recurring Flag	Repeating Flag	Type Flag	Posted Flag	Seg1	Seg2	Seg3	Seg4	sged_Ref/Ctaged_Doc#	ged Year	Managed Dist	VO Number
--------------	------	------------	------------	--------------------	--------------	------	--------	-------------	------------	--------------	----------	----------	-------------	-------------	------------	------------	------------	------------	------------	--------------	------------	---------	----------	----------	----------------	-----------	----------------	----------------	-----------	-------------	------	------	------	------	----------------------	----------	--------------	-----------

Journal Entry Q
v5.15

Total of Entries:				
Num of Entries Show:				
Full Account	Company	BookID	FiscalYear	FiscalPeriod

--	--	--	--	--

Journal Entry Query Tool

v5.15

NOTE: Ctrl+Shift+J to pull data

Date Range:		Other Criteria	
From: 2019-03	Districts: 2180	Vendor Code:	Company: Corp
To: 2024-02	Accts: 20195, 62036, 50109	Reversal From:	
	System:	Amount To:	
	Subsystem:	Posting: All	

Total of Entries: 0.00 0.00 *psst: P = Posted, U = Unposted, S = Saiged, C O = UC Unposted, -1 = Handing out there.
Num of Entries Shown: 0 0 *records 1 10000

Full Account	Date	Amount USD	Amount CAD	Journal C/ Currncy	Journal Desc	User	R/Type	Vendor Code	One Time Y	Further Desc	Date Doc	Doc Desc	Doc Ctrl Nu	Po Ctrl Num	Vendor Ord	Ticket Num	Document 2	Document 1	Class Code	Date Entered	Date Poste	Amr Net	Date Due	Database	Reversing Flag	Hold Flag	Recurring Flag	Repeating Flag	Type Flag	Posted Flag	Seg1	Seg2	Seg3	Seg4	sged_Ref/Ctaged_Doc#	ged Year	Msged Dist	VO Number
--------------	------	------------	------------	--------------------	--------------	------	--------	-------------	------------	--------------	----------	----------	-------------	-------------	------------	------------	------------	------------	------------	--------------	------------	---------	----------	----------	----------------	-----------	----------------	----------------	-----------	-------------	------	------	------	------	----------------------	----------	------------	-----------

Journal Entry Q
v5.15

Total of Entries:				
Num of Entries Show:				
Full Account	Company	BookID	FiscalYear	FiscalPeriod

--	--	--	--	--

Journal Entry Query Tool

v5.15

NOTE: Ctrl+Shift+J to pull data

Date Range:		Other Criteria	
From: 2019-03	Districts: 2180	Vendor Code:	Company: Corp
To: 2024-02	Accts: 20195, 62036, 50108	Account From:	
	System:	Amount To:	
	Subsystem:	Posting: All	

Total of Entries: 0.00 0.00 *psst: P = Posted, U = Unposted, S = Saiged, C O = UC Unposted, -1 = Handing out here.
Num of Entries Shown: 0 0 *records 1 10000

Full Account	Date	Amount USD	Amount CAD	Journal C/ Currns	Journal Desc	User	R/Type	Vendor Code	One Time Y	Further Des	Date Doc	Doc Desc	Doc Ctrl Nu	Po Ctrl Num	Vendor Ord	Ticket Num	Document 2	Document 1	Class Code	Date Entered	Date Poste	Amr Net	Date Due	Database	Reversing Flag	Hold Flag	Recurring Flag	Repeating Flag	Type Flag	Posted Flag	Seg1	Seg2	Seg3	Seg4	sged_Ref/Ctaged_Doc#	ged Year	Msged Dist	VO Number
--------------	------	------------	------------	-------------------	--------------	------	--------	-------------	------------	-------------	----------	----------	-------------	-------------	------------	------------	------------	------------	------------	--------------	------------	---------	----------	----------	----------------	-----------	----------------	----------------	-----------	-------------	------	------	------	------	----------------------	----------	------------	-----------

Journal Entry Q
v5.15

Total of Entries:				
Num of Entries Show:				
Full Account	Company	BookID	FiscalYear	FiscalPeriod

--	--	--	--	--

Journal Entry Query Tool

v5.15

NOTE: Ctrl+Shift+J to pull data

Date Range:		Other Criteria	
From: 2019-03	Districts: 2180	Vendor Code:	Company: Corp
To: 2024-02	Accts: 20190, 62036, 50109	Reversal From:	
	System:	Amount To:	
	Subsystem:	Posting: All	

Total of Entries: 0.00 0.00 *psst: P = Posted, U = Unposted, S = Saiged, C O = UC Unposted, -1 = Handing out here.
Num of Entries Shown: 0 0 *records 1 10000

Full Account	Date	Amount USD	Amount CAD	Journal C/ Currncy	Journal Desc	User	R/Type	Vendor Code	One Time Y	Further Desc	Date Doc	Doc Desc	Doc Ctrl Nu	Po Ctrl Num	Vendor Ord	Ticket Num	Document 2	Document 1	Class Code	Date Entered	Date Poste	Amr Net	Date Due	Database	Reversing Flag	Hold Flag	Recurring Flag	Repeating Flag	Type Flag	Posted Flag	Seg1	Seg2	Seg3	Seg4	sged_Ref/Ctaged_Doc#	ged Year	Managed Dist	VO Number
--------------	------	------------	------------	--------------------	--------------	------	--------	-------------	------------	--------------	----------	----------	-------------	-------------	------------	------------	------------	------------	------------	--------------	------------	---------	----------	----------	----------------	-----------	----------------	----------------	-----------	-------------	------	------	------	------	----------------------	----------	--------------	-----------

[REDACTED]																																						
------------	--	--	--	--	--	--	--	--	--	--	--	--	--	--	--	--	--	--	--	--	--	--	--	--	--	--	--	--	--	--	--	--	--	--	--	--	--	--

Journal Entry Q
v5.15

Total of Entries:				
Num of Entries Show:				
Full Account	Company	BookID	FiscalYear	FiscalPeriod

--	--	--	--	--

Journal Entry Query Tool

v5.15

NOTE: Ctrl+Shift+J to pull data

Date Range:		Other Criteria	
From: 2019-03	Districts: 2180	Vendor Code:	Company: Corp
To: 2024-02	Accts: 20195, 62036, 50109	Reversal From:	
	System:	Amount To:	
	Subsystem:	Posting: All	

Total of Entries: 0.00 0.00 *psst P = Posted, U = Unposted, S = Saiged, C O = UC Unposted, -1 = Handing out here.
Num of Entries Shown: 0 0 *records 1 10000

Full Account	Date	Amount USD	Amount CAD	Journal C/ Currncy	Journal Desc	User	R/Type	Vendor Code	One Time Y	Further Des	Date Doc	Doc Desc	Doc Ctrl Nu	Po Ctrl Num	Vendor Ord	Ticket Num	Document 2	Document 1	Class Code	Date Entered	Date Poste	Amr Net	Date Due	Database	Reversing Flag	Hold Flag	Recurring Flag	Repeating Flag	Type Flag	Posted Flag	Seg1	Seg2	Seg3	Seg4	sged_Ref/Ctaged_Doc#	ged Year	Msged Dist	VO Number
--------------	------	------------	------------	--------------------	--------------	------	--------	-------------	------------	-------------	----------	----------	-------------	-------------	------------	------------	------------	------------	------------	--------------	------------	---------	----------	----------	----------------	-----------	----------------	----------------	-----------	-------------	------	------	------	------	----------------------	----------	------------	-----------

Journal Entry Q
v5.15

Total of Entries:				
Num of Entries Show:				
Full Account	Company	BookID	FiscalYear	FiscalPeriod

--	--	--	--	--

Journal Entry Query Tool

v5.15

NOTE: Ctrl+Shift+J to pull data

Date Range:		Other Criteria	
From: 2019-03	Districts: 2180	Vendor Code:	Company: Corp
To: 2024-02	Accts: 20195, 62036, 50108	Reversal From:	
	System:	Amount To:	
	Subsystem:	Posting: All	

Total of Entries: 0.00 0.00 *psst P = Posted, U = Unposted, S = Saiged, C O = UC Unposted, -1 = Handing out here.
Num of Entries Shown: 0 0 *records 1 10000

Full Account	Date	Amount USD	Amount CAD	Journal C/ Currncy	Journal Desc	User	R/Type	Vendor Code	One Time Y	Further Des	Date Doc	Doc Desc	Doc Ctrl Nu	Po Ctrl Num	Vendor Ord	Ticket Num	Document 2	Document 1	Class Code	Date Entered	Date Poste	Amr Net	Date Due	Database	Reversing Flag	Hold Flag	Recurring Flag	Repeating Flag	Type Flag	Posted Flag	Seg1	Seg2	Seg3	Seg4	sged_Ref/Ctaged_Doc#	ged Year	Msged Dist	VO Number
--------------	------	------------	------------	--------------------	--------------	------	--------	-------------	------------	-------------	----------	----------	-------------	-------------	------------	------------	------------	------------	------------	--------------	------------	---------	----------	----------	----------------	-----------	----------------	----------------	-----------	-------------	------	------	------	------	----------------------	----------	------------	-----------

[REDACTED]																																						
------------	--	--	--	--	--	--	--	--	--	--	--	--	--	--	--	--	--	--	--	--	--	--	--	--	--	--	--	--	--	--	--	--	--	--	--	--	--	--

Journal Entry Q
v5.15

Total of Entries:				
Num of Entries Show:				
Full Account	Company	BookID	FiscalYear	FiscalPeriod

--	--	--	--	--

Journal Entry Query Tool

v5.15

NOTE: Ctrl+Shift+J to pull data

Date Range:		Other Criteria	
From: 2019-03	Vendor Code:	Districts: 2180	Company: Corp
To: 2024-02	Account From:	Account From: 20190, 50796, 50100	
	System:	Amount To:	
	Subsystem:	Posting: All	

Total of Entries: 0.00 0.00 *psst: P = Posted, U = Unposted, S = Saiged, C O = UC Unposted, -1 = Handing out there.
Num of Entries Shown: 0 0 *records 1 10000

Full Account	Date	Amount USD	Amount CAD	Journal C/ Currncy	Journal Desc	User	R/Type	Vendor Code	One Time V	Further Desc	Date Doc	Doc Desc	Doc Ctrl Nu	Po Ctrl Nun	Vendor Ord	Ticket Num	Document 1	Document 2	Class Code	Date Entered	Date Postd	Amr Net	Date Due	Database	Reversing Flag	Hold Flag	Recurring Flag	Repeating Flag	Type Flag	Posted Flag	Seg1	Seg2	Seg3	Seg4	sged_Ref/Ctaged_Doc#	ged Year	Managed Dist	VO Number
--------------	------	------------	------------	--------------------	--------------	------	--------	-------------	------------	--------------	----------	----------	-------------	-------------	------------	------------	------------	------------	------------	--------------	------------	---------	----------	----------	----------------	-----------	----------------	----------------	-----------	-------------	------	------	------	------	----------------------	----------	--------------	-----------

[REDACTED]																																						
------------	--	--	--	--	--	--	--	--	--	--	--	--	--	--	--	--	--	--	--	--	--	--	--	--	--	--	--	--	--	--	--	--	--	--	--	--	--	--

Journal Entry Q
v5.15

Total of Entries:				
Num of Entries Show:				
Full Account	Company	BookID	FiscalYear	FiscalPeriod

--	--	--	--	--

Journal Entry Query Tool
v.4.6

NOTE: Ctrl+Shift+J to pull data

Date Range:
From: 2023-03
To: 2024-02

Other Criteria
Districts: 2180
Accts: 41121,41129
System:
Subsystem:

Vendor Code:
Amount From:
Amount To:
Posting: All

Total of Entries: 0.00 0.00 *stat: P = Posted, U = Unposted, S = Staged, C = IC Unposted, -1 = Hangina out there.
Num of Entries Shown: 0 records limit: 10000

Full Account	Date	Amount USD	Amount CAD	Net Currency	Journal Control Num	Posted*	Journal Description	User	R/Type	Vendor Code	One Time Vendor	Further Description	Date Doc	Doc Desc	Doc Ctrl Num	Po Ctrl Num	Vendor Order Num

Journal Entry Query Tool
v.4.6

Total of Entries: Num of Entries Shown:		Not included in total range.																						
Full Account	Ticket Num	Document 2	Document 1	Class Code	Date Entered	Date Posted	Am't Net	Date Due	Database	Reversing Flag	Hold Flag	Recurring Flag	Repeating Flag	Type Flag	Posted Flag	Seq1	Seq2	Seq3	Seq4	Staged_RefCode	Staged_DocRef	Staged Year Month	Staged District	VO Number

Journal Entry Query Tool
v.4.6

NOTE: Ctrl+Shift+J to pull data

Date Range:
From: 2023-03
To: 2024-02

Other Criteria
Districts: 2180
Accts: 41201
System:
Subsystem:

Total of Entries: - 0.00 *psld: P = Posted, U = Unposted, S = Staged, C:0 = I/C Unposted, -1 = Hanging out there.
Num of Entries Shown: - 0 *records limit: 10000

Full Account	Date	Amount USD	Amount CAD	Nat Currency	Journal Control Num	Posted	Journal Description	User	R/Type	Vendor Code	One Time Vendor	Further Description
--------------	------	------------	------------	--------------	---------------------	--------	---------------------	------	--------	-------------	-----------------	---------------------

Journal Entry Query Tool
v.4.6

Vendor Code:
Amount From:
Amount To:
Posting: All

Total of Entries:
Num of Entries Shown:

Full Account	Date Doc	Doc Desc	Doc Ctrl Num	Po Ctrl Num	Vendor Order Num	Ticket Num	Document 2	Document 1	Class Code	Date Entered	Date Posted	Amt Net	Date Due	Database	Reversing Flag	Not included in print range		
																Hold Flag	Recurring Flag	Repeating Flag
[Redacted Content]																		

Journal Entry Query Tool
v.4.6

Total of Entries:
Num of Entries Shown:

Full Account	Type	Flag	Posted	Flag	Seg1	Seg2	Seg3	Seg4	Staged_RefCode	Staged_DocRef	Staged Year Month	Staged District	VO Number
[Redacted Content]													

Journal Entry Query Tool
v.4.6

NOTE: Ctrl+Shift+J to pull data

Date Range:
From: 2023-03
To: 2024-02

Other Criteria
Districts: 2180
Accts: 41201
System:
Subsystem:

Total of Entries: - 0.00 *psld: P = Posted, U = Unposted, S = Staged, C:0 = I/C Unposted, -1 = Hanging out there.
Num of Entries Shown: - 0 *records limit: 10000

Full Account	Date	Amount USD	Amount CAD	Nat Currency	Journal Control Num	Posted*	Journal Description	User	R/Type	Vendor Code	One Time Vendor	Further Description
--------------	------	------------	------------	--------------	---------------------	---------	---------------------	------	--------	-------------	-----------------	---------------------

Journal Entry Query Tool
v.4.6

Vendor Code:
Amount From:
Amount To:
Posting: All

Total of Entries:
Num of Entries Shown:

Full Account	Date Doc	Doc Desc	Doc Ctrl Num	Po Ctrl Num	Vendor Order Num	Ticket Num	Document 2	Document 1	Class Code	Date Entered	Date Posted	Amt Net	Date Due	Database	Reversing Flag	Not included in print range		
																Hold Flag	Recurring Flag	Repeating Flag
[Redacted Content]																		

Journal Entry Query Tool
v.4.6

Total of Entries:
Num of Entries Shown:

Full Account	Type	Flag	Posted	Flag	Seg1	Seg2	Seg3	Seg4	Staged_RefCode	Staged_DocRef	Staged Year Month	Staged District	VO Number
[Redacted Content]													

Journal Entry Query Tool
v.4.6

NOTE: Ctrl+Shift+J to pull data

Date Range:
From: 2023-03
To: 2024-02

Other Criteria
Districts: 2180
Accts: 41201
System:
Subsystem:

Total of Entries: - 0.00 *psld: P = Posted, U = Unposted, S = Staged, C:0 = I/C Unposted, -1 = Hanging out there.
Num of Entries Shown: - 0 *records limit: 10000

Full Account	Date	Amount USD	Amount CAD	Nat Currency	Journal Control Num	Posted	Journal Description	User	R/Type	Vendor Code	One Time Vendor	Further Description
--------------	------	------------	------------	--------------	---------------------	--------	---------------------	------	--------	-------------	-----------------	---------------------

Journal Entry Query Tool
v.4.6

Vendor Code:
Amount From:
Amount To:
Posting: All

Total of Entries:
Num of Entries Shown:

Full Account	Date Doc	Doc Desc	Doc Ctrl Num	Po Ctrl Num	Vendor Order Num	Ticket Num	Document 2	Document 1	Class Code	Date Entered	Date Posted	Amt Net	Date Due	Database	Reversing Flag	Not included in print range		
																Hold Flag	Recurring Flag	Repeating Flag
[Redacted Content]																		

Journal Entry Query Tool
v.4.6

Total of Entries:
Num of Entries Shown:

Full Account	Type	Flag	Posted	Flag	Seg1	Seg2	Seg3	Seg4	Staged_RefCode	Staged_DocRef	Staged Year Month	Staged District	VO Number
[Redacted Content]													

Journal Entry Query Tool
v.4.6

NOTE: Ctrl+Shift+J to pull data

Date Range:
From: 2023-03
To: 2024-02

Other Criteria
Districts: 2180
Accts: 41201
System:
Subsystem:

Total of Entries: - 0.00 *psld: P = Posted, U = Unposted, S = Staged, C:0 = I/C Unposted, -1 = Hanging out there.
Num of Entries Shown: - 0 *records limit: 10000

Full Account	Date	Amount USD	Amount CAD	Nat Currency	Journal Control Num	Posted*	Journal Description	User	R/Type	Vendor Code	One Time Vendor	Further Description

Journal Entry Query Tool
v.4.6

Vendor Code:
Amount From:
Amount To:
Posting: All

Total of Entries:
Num of Entries Shown:

Full Account	Date Doc	Doc Desc	Doc Ctrl Num	Po Ctrl Num	Vendor Order Num	Ticket Num	Document 2	Document 1	Class Code	Date Entered	Date Posted	Amt Net	Date Due	Database	Reversing Flag	Not included in print range		
																Hold Flag	Recurring Flag	Repeating Flag
[Redacted Content]																		

Journal Entry Query Tool
v.4.6

Total of Entries:
Num of Entries Shown:

Full Account	Type	Flag	Posted	Flag	Seg1	Seg2	Seg3	Seg4	Staged_RefCode	Staged_DocRef	Staged Year Month	Staged District	VO Number

Journal Entry Query Tool
v3.12

NOTE: Ctrl-Shift-J to pull data

From: 2024-01
To: 2024-02
Page Range:

Entity: 0100
Vendor Code: 0712520147
Amount From: 0
Balance: 0
Committer: KIM

Total of Entries: 0
Total: P = Posted, U = Unposted, S = Staged, C = Canceled, -1 = Hardstop out item.
Number of Entries Shown: 12332

Full Account	Date	Amount USD	Amount CAD	Net Currency	Journal Control Num	Print	Journal Description	User	RTYPE	Vendor Code	One Time Vendor	Further Description	Date Desc	Doc Desc	Doc Ctrl Num	Doc Num	Vendor Order Num	Trans Num	Document 2	Document 1	Class Code	Doc Entered	Date Posted	Am't	Doc Doc	Database	Account	Hold	Posting
--------------	------	------------	------------	--------------	---------------------	-------	---------------------	------	-------	-------------	-----------------	---------------------	-----------	----------	--------------	---------	------------------	-----------	------------	------------	------------	-------------	-------------	------	---------	----------	---------	------	---------

Journal Entry Query Tool
v3.12

NOTE: Ctrl-Shift-J to pull data

From: 2024-01
To: 2024-02
Page Range:

Entity: 0100
Vendor Code: 0712527147
Amount From: 0
Balance: 0
Committer: KIM

Total of Entries: 0
Total: P = Posted, U = Unposted, S = Staged, C = Canceled, -1 = Hardstop out item.
Number of Entries Shown: 12332

Full Account	Date	Amount USD	Amount CAD	Net Currency	Journal Control Num	Print	Journal Description	User	RTYPE	Vendor Code	One Time Vendor	Further Description	Date Desc	Doc Desc	Doc Ctrl Num	Doc Num	Vendor Order Num	Trans Num	Document 2	Document 1	Class Code	Doc Entered	Date Posted	Act Num	Doc Doc	Database	Account	Hold	Posting
--------------	------	------------	------------	--------------	---------------------	-------	---------------------	------	-------	-------------	-----------------	---------------------	-----------	----------	--------------	---------	------------------	-----------	------------	------------	------------	-------------	-------------	---------	---------	----------	---------	------	---------

Journal Entry Query Tool
v3.12

NOTE: Ctrl-Shift-J to pull data

From: 2024-01
To: 2024-02
Page Range:

Entity: 0100
Vendor Code: 0712527147
Amount From: 0
Balance: 0
Committer: KIM

Total of Entries: 0
Total: P = Posted, U = Unposted, S = Staged, C = Canceled, -1 = Hardstop out item.
Number of Entries Shown: 12332

Full Account	Date	Amount USD	Amount CAD	Net Currency	Journal Control Num	Print	Journal Description	User	RTYPE	Vendor Code	One Time Vendor	Further Description	Date Desc	Doc Desc	Doc Ctrl Num	Doc Num	Vendor Order Num	Trans Num	Document 2	Document 1	Class Code	Doc Entered	Date Posted	Am't	Doc Doc	Database	Account	Hold	Posting
--------------	------	------------	------------	--------------	---------------------	-------	---------------------	------	-------	-------------	-----------------	---------------------	-----------	----------	--------------	---------	------------------	-----------	------------	------------	------------	-------------	-------------	------	---------	----------	---------	------	---------

Journal Entry Query Tool
v3.12

NOTE: Ctrl-Shift-J to pull data

From: 2024-01
To: 2024-02
Page Range:

Entity: 0100
Vendor Code: 0712520147
Amount From: 0
Balance: 0
Committer: KIM

Total of Entries: 0
Total: P = Posted, U = Unposted, S = Staged, C = Canceled, -1 = Hardstop out item.
Number of Entries Shown: 12332

Full Account	Date	Amount USD	Amount CAD	Net Currency	Journal Control Num	Print	Journal Description	User	RTYPE	Vendor Code	One Time Vendor	Further Description	Date Desc	Doc Desc	Doc Ctrl Num	Doc Num	Vendor Order Num	Trans Num	Document 2	Document 1	Class Code	Date Entered	Date Posted	Am't	Doc Desc	Database	Account	Hold	Posting
--------------	------	------------	------------	--------------	---------------------	-------	---------------------	------	-------	-------------	-----------------	---------------------	-----------	----------	--------------	---------	------------------	-----------	------------	------------	------------	--------------	-------------	------	----------	----------	---------	------	---------

Journal Entry Query Tool
v3.12

NOTE: Ctrl-Shift-J to pull data

From: 2024-01
To: 2024-02
Page Range:

Quantity: 1180
Vendor Code: 0712527147
Amount From: 0
Balance: 0
Committer: KIM

Total of Entries: 0
Total: P = Posted, U = Unposted, S = Staged, C = Canceled, -1 = Hardstop out item.
Number of Entries Shown: 12332

Full Account	Date	Amount USD	Amount CAD	Net Currency	Journal Control Num	Print	Journal Description	User	RTYPE	Vendor Code	One Time Vendor	Further Description	Date Desc	Doc Desc	Doc Ctrl Num	Doc Num	Vendor Order Num	Trans Num	Document 2	Document 1	Class Code	Doc Entered	Date Posted	Act Num	Doc Doc	Database	Account	Hold	Posting
--------------	------	------------	------------	--------------	---------------------	-------	---------------------	------	-------	-------------	-----------------	---------------------	-----------	----------	--------------	---------	------------------	-----------	------------	------------	------------	-------------	-------------	---------	---------	----------	---------	------	---------

Journal Entry Query Tool
v3.12

NOTE: Ctrl-Shift-J to pull data

From: 2024-01
To: 2024-02
Page Range:

Entity: 0100
Vendor Code: 0712520147
Amount From: 0
Balance: 0
Committer: KIM

Total of Entries: 0
Total: P = Posted, U = Unposted, S = Staged, C = Canceled, -1 = Hardstop out item.
Number of Entries Shown: 12332

Full Account	Date	Amount USD	Amount CAD	Net Currency	Journal Control Num	Print	Journal Description	User	RTYPE	Vendor Code	One Time Vendor	Further Description	Date Desc	Doc Desc	Doc Ctrl Num	Doc Num	Vendor Order Num	Trans Num	Document 2	Document 1	Class Code	Doc Entered	Date Posted	Am't	Doc Doc	Database	Account	Hold	Posting
--------------	------	------------	------------	--------------	---------------------	-------	---------------------	------	-------	-------------	-----------------	---------------------	-----------	----------	--------------	---------	------------------	-----------	------------	------------	------------	-------------	-------------	------	---------	----------	---------	------	---------

Journal Entry Query Tool
v3.12

NOTE: Ctrl-Shift-J to pull data

From: 2024-01
To: 2024-02
Page Range:

Quantity: 1180
Vendor Code: 0712527147
Amount From: 0
Balance: 0
Committer: KIM

Total of Entries: 0
Total of Entries Shown: 0
Total: P = Posted, U = Unposted, S = Scaled, C = Canceled, -1 = Hardstop out item.
Yearcode: 12332

Full Account	Date	Amount USD	Amount CAD	Net Currency	Journal Control Num	Print	Journal Description	User	RTYPE	Vendor Code	One Time Vendor	Further Description	Date Desc	Doc Desc	Doc Ctrl Num	Doc Num	Vendor Order Num	Trans Num	Document 2	Document 1	Class Code	Doc Entered	Date Posted	Am't	Doc Doc	Database	Account	Hold	Posting
--------------	------	------------	------------	--------------	---------------------	-------	---------------------	------	-------	-------------	-----------------	---------------------	-----------	----------	--------------	---------	------------------	-----------	------------	------------	------------	-------------	-------------	------	---------	----------	---------	------	---------

Journal Entry Query Tool
v.1.12

NOTE: Ctrl-Shift-J to pull data

From: 2024-01
To: 2024-02
Page Range:

Division: 0100
Account: 0712520147
Department:
Vendor Code:
Amount From:
Amount To:
Number: 01
Committer: KIM

Total of Entries: - \$0.00
Total: P is Posted, U is Unposted, S is Scaled, C is IC Unscaled, -1 is Reversed out item.
Number of Entries Shown: 10000

Full Account Date Amount USD Amount CAD Nat Currency Journal Control Num Post# Journal Description User RTYPE Vendor Code One Time Vendor Father Description Date Desc Doc Desc Doc Ctrl Num Doc Num Vendor Order Num Total Num Document 2 Document 1 Class Code Date Entered Date Posted Amt Val Date Due Database Amount Hold Pending [Print Data](#)

Full Account	Date	Amount USD	Amount CAD	Nat Currency	Journal Control Num	Post#	Journal Description	User	RTYPE	Vendor Code	One Time Vendor	Father Description	Date Desc	Doc Desc	Doc Ctrl Num	Doc Num	Vendor Order Num	Total Num	Document 2	Document 1	Class Code	Date Entered	Date Posted	Amt Val	Date Due	Database	Amount	Hold	Pending	Print Data	

Journal Entry Query Tool
v.4.6

NOTE: Ctrl+Shift+J to pull data

Date Range:
From: 2023-03
To: 2024-02

Other Criteria	
Districts:	2180
Accts:	57148
System:	
Subsystem:	

Total of Entries:	0.00	0.00	*pstd: P = Posted, U = Unposted, S = Staged, C:0 = I/C Unposted, -1 = Hanging out there.
Num of Entries Shown:	0	0	*records limit: 10000

Full Account	Date	Amount USD	Amount CAD	Nat Currency	Journal Control Num	Psted*	Journal Description	User	R/Type	Vendor Code	One Time Vendor	Further Description
--------------	------	------------	------------	--------------	---------------------	--------	---------------------	------	--------	-------------	-----------------	---------------------

--	--	--	--	--	--	--	--	--	--	--	--	--

Journal Entry C

v.4.6

Vendor Code:
Account From:
Amount To:
Posting: All

Total of Entries:
Num of Entries Show

Full Account	Date Doc	Doc Desc	Doc Ctrl Num	Po Ctrl Num	Vendor Order Num	Ticket Num	Document 2	Document 1	Class Code	Date Entered	Date Posted	Amt Net	Date Due	Database	Reversing Flag	Hold Flag	Recurring Flag	Not included in pr
--------------	----------	----------	--------------	-------------	------------------	------------	------------	------------	------------	--------------	-------------	---------	----------	----------	----------------	-----------	----------------	--------------------



Journal Entry C
v.4.6


Total of Entries:
Num of Entries Show

Full Account	Repeating Flag	Type Flag	Posted Flag	Seg1	Seg2	Seg3	Seg4	Staged_RefCode	Staged_DocRef	Staged Year Month	Staged District	VO Number
[Redacted Content]												

Journal Entry Query Tool
v.4.6

NOTE: Ctrl+Shift+J to pull data

Date Range:	Other Criteria	
From: 2023-03	Districts: 2180	Vendor Code:
To: 2024-02	Accts: 57170	Amount From:
	System:	Amount To:
	Subsystem:	Posting: All



TEXT IN RED BOX CONFIDENTIAL PER WAC 480-07-160

##	FullAcct	date_applied	balance_usd	balance_cad	currency	Journal	pstd	journal_d	User	TypeCode	vendor_cr	OneTime	Description	date_doc	doc_desc	doc_ctrl_num	po_ctrl_n	vend_ord	ticket_num
Formulas																			
> FreezePanels is ready.																			
OK!: ReportRange Formula OK [jAction()]																			
Entries Shown Limit Setup:			10000																
Other																			

OK!: ReportDrill 'JE Lookup (Legacy)' Formula
 OK!: ReportDrill 'JE Lookup (Kinetic)' Formula C
 OK!: ReportDrill 'I/C Originating JE' Formula OK

Journal Entry Query Tool

v5.15

NOTE: Ctrl+Shift+J to pull data

Date Range:	Other Criteria		
From: 2023-03	Districts: 2180	Vendor Code:	Company: Corp
To: 2024-02	Accts: 70105	Amount From:	
	System:	Amount To:	
	Subsystem:	Posting: All	

Total of Entries: 0.00 0.00 *pstd: P = Posted, U = Unposted, S = Staged, C:0 = I/C Unposted, -1 = Hanging out there.
 Num of Entries Shown: 0 0 *records | 10000

Full Account	Date	Amount USD	Amount CAD	Nat Currenc	Journal C Pstd*	Journal D User	R/Type	Vendor Cr	One Time	V Further	Dr Date	Doc Desc	Doc Ctrl Num	Po Ctrl Nt	Vendor O	Ticket Num
--------------	------	------------	------------	-------------	-----------------	----------------	--------	-----------	----------	-----------	---------	----------	--------------	------------	----------	------------




FullAcct document_2 document_1 class_code date_entered date_posted amt_net date_due DBase reversing_flag hold_flag recurring_flag repeating_flag type_flag posted_flag seg1_code seg2_code seg3_code seg4_code
mulas
> jFreezePanels is ready. OK!: ReportDrill 'For AP Query Please Use Toolbox Query' OK!: ReportDrill 'JE Staged/Unposted Details' Formula OK [jAction()]
OK!: ReportRange Formula OK [jAction()] OK [jAction()]
Entries Shown Limit Setup: : [jAction()]
ier

Journal Entry Query Tool

v5.15

Total of Entries:
Num of Entries Shown:

Full Account	Document 2	Document 1	Class Code	Date Entered	Date Posted	Amt Net	Date Due	Database	Reversing Flag	Hold Flag	Recurring Flag	Repeating Flag	Not included in print range			
													Type Flag	Posted Flag	Seg1	Seg2



FullAcct	staged_refCode	Staged_DocRef	Staged_YearMonth	Staged_District	Company	BookID	FiscalYear	FiscalPeriod
----------	----------------	---------------	------------------	-----------------	---------	--------	------------	--------------

mulas
> jFreezePanels is ready.
OK!: ReportRange Formula OK [Action()]
Entries Shown Limit Setup:
ier

Journal Entry Query Tool
v5.15

Total of Entries:
Num of Entries Shown:

Full Account	Staged_RefCode	Staged_DocRef	Staged Year Month	Staged District	VO Number	Company	BookID	FiscalYear	FiscalPeriod
--------------	----------------	---------------	-------------------	-----------------	-----------	---------	--------	------------	--------------

--	--	--	--	--	--	--	--	--	--

Journal Entry Query Tool
v.4.6

NOTE: Ctrl+Shift+J to pull data

Date Range:
From: 2023-03
To: 2024-02

Other Criteria
Districts: 2180
Accts: 70195
System:
Subsystem:

Total of Entries: - 0.00 *psid: P = Posted, U = Unposted, S = Staged, C:0 = I/C Unposted, -1 = Hanging out there.
Num of Entries Shown: - 0 *records limit: 10000

Full Account Date Amount USD Amount CAD Nat Currency Journal Control Num Psted* Journal Description User R/Type Vendor Code One Time Vendor Further Description

Journal Entry Query Tool
v.4.6

Vendor Code:
Amount From:
Amount To:
Posting: All

Total of Entries:
Num of Entries Shown:

Full Account	Date Doc	Doc Desc	Doc Ctrl Num	Po Ctrl Num	Vendor Order Num	Ticket Num	Document 2	Document 1	Class Code	Date Entered	Date Posted	Amt Net	Date Due	Database	Reversing Flag	Hold Flag	Recurring Flag	Not included in P
--------------	----------	----------	--------------	-------------	------------------	------------	------------	------------	------------	--------------	-------------	---------	----------	----------	----------------	-----------	----------------	-------------------

[Redacted Content]																		
--------------------	--	--	--	--	--	--	--	--	--	--	--	--	--	--	--	--	--	--

Journal Entry Query Tool
v.4.6

Total of Entries:
Num of Entries Shown:

Full Account	int. range	Repeating Flag	Type Flag	Posted Flag	Seg1	Seg2	Seg3	Seg4	Staged_RefCode	Staged_DocRef	Staged Year Month	Staged District	VO Number
[Redacted Content]													

Journal Entry Query Tool
v.4.6

NOTE: Ctrl+Shift+J to pull data

Date Range:
From: 2023-03
To: 2024-02

Other Criteria
Districts: 2180
Accts: 70195
System:
Subsystem:

Total of Entries: - 0.00 *psid: P = Posted, U = Unposted, S = Staged, C:0 = I/C Unposted, -1 = Hanging out there.
Num of Entries Shown: - 0 *records limit: 10000

Full Account	Date	Amount USD	Amount CAD	Nat Currency	Journal Control Num	Psted*	Journal Description	User	R/Type	Vendor Code	One Time Vendor	Further Description

Journal Entry Query Tool
v.4.6

Vendor Code:
Account From:
Amount To:
Posting: All

Total of Entries:
Num of Entries Shown:

Full Account	Date Doc	Doc Desc	Doc Ctrl Num	Po Ctrl Num	Vendor Order Num	Ticket Num	Document 2	Document 1	Class Code	Date Entered	Date Posted	Amt Net	Date Due	Database	Reversing Flag	Hold Flag	Recurring Flag	Not included in p

Journal Entry Query Tool
v.4.6

Total of Entries:													
Num of Entries Shown:													
Full Account	Int. range	Repeating Flag	Type Flag	Posted Flag	Seg1	Seg2	Seg3	Seg4	Staged_RefCode	Staged_DocRef	Staged Year Month	Staged District	VO Number
[Redacted Content]													

Journal Entry Query Tool
v.4.6

NOTE: Ctrl+Shift+J to pull data

Date Range:
From: 2023-03
To: 2024-02

Other Criteria
Districts: 2180
Accts: 70255
System:
Subsystem:

Total of Entries: - 0.00 *psid: P = Posted, U = Unposted, S = Staged, C:0 = I/C Unposted, -1 = Hanging out there.
Num of Entries Shown: - 0 *records limit: 10000


Full Account	Date	Amount USD	Amount CAD	Nat Currency	Journal Control Num	Pstcd*	Journal Description	User	R/Type	Vendor Code	One Time Vendor	Further Description
--------------	------	------------	------------	--------------	---------------------	--------	---------------------	------	--------	-------------	-----------------	---------------------

Journal Entry Query Tool
v.4.6

Vendor Code:
Amount From:
Amount To:
Posting: All

Total of Entries:
Num of Entries Shown:


Full Account	Date Doc	Doc Desc	Doc Ctrl Num	Po Ctrl Num	Vendor Order Num	Ticket Num	Document 2	Document 1	Class Code	Date Entered	Date Posted	Amt Net	Date Due	Database	Reversing Flag	Hold Flag	Recurring Flag	Not included in pr
--------------	----------	----------	--------------	-------------	------------------	------------	------------	------------	------------	--------------	-------------	---------	----------	----------	----------------	-----------	----------------	--------------------



Journal Entry Query Tool
v.4.6

Total of Entries: [Redacted]
Num of Entries Shown: [Redacted]

Full Account	Repeating Flag	Type Flag	Posted Flag	Seg1	Seg2	Seg3	Seg4	Staged_RefCode	Staged_DocRef	Staged Year Month	Staged District	VO Number
--------------	----------------	-----------	-------------	------	------	------	------	----------------	---------------	-------------------	-----------------	-----------



Journal Entry Query Tool
v.4.6

NOTE: Ctrl+Shift+J to pull data

Date Range:
From: 2023-03
To: 2024-02

Other Criteria
Districts: 2180
Accts: 70255
System:
Subsystem:

Total of Entries: - 0.00 *psid: P = Posted, U = Unposted, S = Staged, C:0 = I/C Unposted, -1 = Hanging out there.
Num of Entries Shown: - 0 *records limit: 10000

Full Account	Date	Amount USD	Amount CAD	Nat Currency	Journal Control Num	Pstcd*	Journal Description	User	R/Type	Vendor Code	One Time Vendor	Further Description
--------------	------	------------	------------	--------------	---------------------	--------	---------------------	------	--------	-------------	-----------------	---------------------


--	--	--	--	--	--	--	--	--	--	--	--	--

Journal Entry Query Tool
v.4.6

Vendor Code:
Amount From:
Amount To:
Posting: All

Total of Entries:
Num of Entries Shown:


Full Account	Date Doc	Doc Desc	Doc Ctrl Num	Po Ctrl Num	Vendor Order Num	Ticket Num	Document 2	Document 1	Class Code	Date Entered	Date Posted	Amt Net	Date Due	Database	Reversing Flag	Hold Flag	Recurring Flag	Not included in pr
--------------	----------	----------	--------------	-------------	------------------	------------	------------	------------	------------	--------------	-------------	---------	----------	----------	----------------	-----------	----------------	--------------------



Journal Entry Query Tool
v.4.6

Total of Entries: [Redacted]
Num of Entries Shown: [Redacted]

Full Account	Repeating Flag	Type Flag	Posted Flag	Seg1	Seg2	Seg3	Seg4	Staged_RefCode	Staged_DocRef	Staged Year Month	Staged District	VO Number
--------------	----------------	-----------	-------------	------	------	------	------	----------------	---------------	-------------------	-----------------	-----------



##	FullAcct	date_applied	balance_usd	balance_cad	currencycode	Journal	pstd	journal_description	User	TypeCode	vendor_code
----	----------	--------------	-------------	-------------	--------------	---------	------	---------------------	------	----------	-------------

Formulas
> jFreezePanels is ready.
OK!: ReportRange Formula OK [jAction{}]
Entries Shown Limit Setup: 10000

Other

Journal Entry Query Tool

v5.15

NOTE: Ctrl+Shift+J to pull data

Date Range:
From: 2022-07
To: 2024-02

Districts:
Accts:
System:
Subsystem:

Total of Entries: 0.00 0.00 *pstd: P = Posted, U = Unposted, S = Staged, C:0 = I/C Unposted, -1 = Hanging out there.
Num of Entries Shown: 0 *records limit: 10000

Full Account	Date	Amount USD	Amount CAD	Nat Currency	Journal Control Num	Psted*	Journal Description	User	R/Type	Vendor Code
--------------	------	------------	------------	--------------	---------------------	--------	---------------------	------	--------	-------------



TEXT IN RED BOX CONFIDENTIAL PER WAC 480-07-160

FullAcct	OneTime	Description	date_doc	doc_desc	doc_ctrl_num	po_ctrl_num	vend_order_num	ticket_num
mulas								
> jFreezePanels is reac					OK!: ReportDrill 'JE Lookup (Legacy)' Formula OK [jAction()]			
OK!: ReportRange For					OK!: ReportDrill 'JE Lookup (Kinetic)' Formula OK [jAction()]			
Entries Shown Limit :					OK!: ReportDrill 'I/C Originating JE' Formula OK [jAction()]			
er								

Journal Entry C

v5.15

Other Criteria	
2180	Vendor Code:
70230	Amount From:
	Amount To:
	Posting: All
	Company: Corp

Total of Entries:
Num of Entries Show

Full Account	One Time Vendor	Further Description	Date Doc	Doc Desc	Doc Ctrl Num	Po Ctrl Num	Vendor Order Num	Ticket Num

TEXT IN RED BOX CONFIDENTIAL PER WAC 480-07-160

FullAcct document_2 document_1 class_code date_entered date_posted amt_net date_due DBase reversing_flag hold_flag recurring_flag repeating_flag type_flag posted_flag seg1_code seg2_code seg3_code
Formulas
> jFreezePanels is reacOK!: ReportDrill 'For AP Query Please Use Toolbox Query' Formula OI OK!: ReportDrill 'JE Staged/Unposted Details' Formula OK [[Action{}]
OK!: ReportRange For
Entries Shown Limit :
per

Journal Entry C
v5.15

Total of Entries:
Num of Entries Show

Full Account	Document 2	Document 1	Class Code	Date Entered	Date Posted	Amt Net	Date Due	Database	Reversing Flag	Hold Flag	Not included in print range			Type Flag	Posted Flag	Seg1	Seg2	Seg3
											Recurring Flag	Repeating Flag						

FullAcct	seg4_code	staged_refCode	Staged_DocRef	Staged_YearMonth	Staged_District	Company	BookID	FiscalYear	FiscalPeriod
----------	-----------	----------------	---------------	------------------	-----------------	---------	--------	------------	--------------

mulas
> jFreezePanels is reac
OK!: ReportRange For
Entries Shown Limit :
er

Journal Entry C
v5.15

Total of Entries:
Num of Entries Show


Full Account	Seg4	Staged_RefCode	Staged_DocRef	Staged Year Month	Staged District	VO Number	Company	BookID	FiscalYear	FiscalPeriod
--------------	------	----------------	---------------	-------------------	-----------------	-----------	---------	--------	------------	--------------



NOTE: Ctrl+Shift+J to pull data


Date Range:
From: 2023-03
To: 2024-02

Other Criteria
Districts: 2180
Accts: 70235
System:
Subsystem:




Journal Entry Query Tool
v.4.6

Vendor Code:
Amount From:
Amount To:
Posting: All



Journal Entry Query Tool
v.4.6




Waste Connections, Inc.
BS Close Report
2024-02

Districts/Grouping: 2180
Exclude IC:

System:
SubSystem:

<small>(drill)</small> From Epicor - Current Mth Actual BS				<small>(drill)</small> Three Month BS Trend (from Epicor)			
<small>(drill)</small>				<small>(drill)</small>			
Current Mth				Total			Change from
Posted	Unposted	Staged	Total	Dec-23	Jan-24	Feb-24	Prior Period



Waste Connections, Inc.
BS Close Report
2024-02

Districts/Grouping: 2180
Exclude IC:

System:
SubSystem:

<small>(drill)</small> From Epicor - Current Mth Actual BS				<small>(drill)</small> Three Month BS Trend (from Epicor)			<small>(drill)</small> Change from Prior Period
Current Mth				Total			
Posted	Unposted	Staged	Total	Dec-23	Jan-24	Feb-24	




Waste Connections, Inc.
BS Close Report
2024-02

Districts/Grouping: 2180
Exclude IC:

System:
SubSystem:

<small>(drill)</small> From Epicor - Current Mth Actual BS				<small>(drill)</small> Three Month BS Trend (from Epicor)			
<small>(drill)</small>				<small>(drill)</small>			
Current Mth				Total			Change from
Posted	Unposted	Staged	Total	Dec-23	Jan-24	Feb-24	Prior Period



Waste Connections, Inc.
BS Close Report
2024-02

Districts/Grouping: 2180
Exclude IC:

System:
SubSystem:

<small>(drill)</small> From Epicor - Current Mth Actual BS				<small>(drill)</small> Three Month BS Trend (from Epicor)			
<small>(drill)</small> Current Mth			<small>(drill)</small> Total	<small>(drill)</small> Dec-23	<small>(drill)</small> Jan-24	<small>(drill)</small> Feb-24	Change from Prior Period
<small>(drill)</small> Posted	<small>(drill)</small> Unposted	<small>(drill)</small> Staged					




Waste Connections, Inc.
BS Close Report
2023-02

Districts/Grouping: 2180
Exclude IC:

System:
SubSystem:

<small>(drill)</small> From Epicor - Current Mth Actual BS				<small>(drill)</small> Three Month BS Trend (from Epicor)			<small>(drill)</small> Change from Prior Period
Current Mth				Total			
Posted	Unposted	Staged	Total	Dec-22	Jan-23	Feb-23	




Waste Connections, Inc.
BS Close Report
2023-02

Districts/Grouping: 2180
Exclude IC:

System:
SubSystem:

<small>(drill)</small> From Epicor - Current Mth Actual BS				<small>(drill)</small> Three Month BS Trend (from Epicor)			Change from Prior Period
<small>(drill)</small>				<small>(drill)</small>			
Posted	Current Mth		Total	Dec-22	Jan-23	Total Feb-23	
	Unposted	Staged					




Waste Connections, Inc.
BS Close Report
2023-02

Districts/Grouping: 2180
Exclude IC:

System:
SubSystem:

<small>(drill)</small> From Epicor - Current Mth Actual BS				<small>(drill)</small> Three Month BS Trend (from Epicor)			<small>(drill)</small> Change from Prior Period
Current Mth				Total			
Posted	Unposted	Staged	Total	Dec-22	Jan-23	Feb-23	



Waste Connections, Inc.
BS Close Report
2023-02

Districts/Grouping: 2180
Exclude IC:


System:
SubSystem:


<small>(drill)</small> From Epicor - Current Mth Actual BS				<small>(drill)</small> Three Month BS Trend (from Epicor)			<small>(drill)</small> Change from Prior Period
Current Mth				Dec-22	Jan-23	Total Feb-23	
Posted	Unposted	Staged	Total				




Jan-March 2023 April - July 2023 iust - December 2023


70036 Otl
70086 Sa
70090 Wf
70095 Err
70105 Err
70110 Co
70147 Blc
70165 Co
70167 Ce
70170 Qu
70171 Va
70185 Po
70190 Re
70195 Du
70200 Trz
70201 En
70202 Ex
70203 Lox
70205 Trz
70206 Me
70207 Me
70210 Off
70214 Cr
70215 Ba
70216 Ou
70225 Ad
70230 Ex
70231 Re
70232 Re
70255 Otl
70275 Prc
70301 Co
70302 Co
70303 So
70320 Cr
70326 De
70330 Eq
70336 Co
70,902 Vis





Waste Connections, Inc.
Corporate P&L Detail





WASTE CONNECTIONS, INC.
CONSOLIDATED BALANCE SHEETS
(IN THOUSANDS OF U.S. DOLLARS, EXCEPT SHARE AND PER SHARE AMOUNTS)

	December 31,	
	2023	2022
ASSETS		
Current assets:		
Cash and equivalents	\$ 78,399	\$ 78,637
Accounts receivable, net of allowance for credit losses of \$23,553 and \$22,939 at December 31, 2023 and 2022, respectively	856,953	833,862
Prepaid expenses and other current assets	206,433	205,146
Total current assets	1,141,785	1,117,645
Restricted cash	105,639	102,727
Restricted investments	70,350	68,099
Property and equipment, net	7,228,331	6,950,915
Operating lease right-of-use assets	261,782	192,506
Goodwill	7,404,400	6,902,297
Intangible assets, net	1,603,541	1,673,917
Other assets, net	100,048	126,497
Total assets	\$ 17,915,876	\$ 17,134,603
LIABILITIES AND EQUITY		
Current liabilities:		
Accounts payable	\$ 642,455	\$ 638,728
Book overdraft	14,855	15,645
Deferred revenue	355,203	325,002
Accrued liabilities	521,428	431,247
Current portion of operating lease liabilities	32,533	35,170
Current portion of contingent consideration	94,996	60,092
Current portion of long-term debt and notes payable	26,462	6,759
Total current liabilities	1,687,932	1,512,643
Long-term portion of debt and notes payable	6,724,771	6,890,149
Long-term portion of operating lease liabilities	238,440	165,462
Long-term portion of contingent consideration	20,034	21,323
Deferred income taxes	1,022,480	1,013,742
Other long-term liabilities	524,438	417,640
Total liabilities	10,218,095	10,020,959
Commitments and contingencies (Note 13)		
Equity:		
Common shares: 257,659,921 shares issued and 257,600,479 shares outstanding at December 31, 2023; 257,211,175 shares issued and 257,145,716 shares outstanding at December 31, 2022	3,276,661	3,271,958
Additional paid-in capital	284,284	244,076
Accumulated other comprehensive loss	(9,826)	(56,830)
Treasury shares: 59,442 and 65,459 shares at December 31, 2023 and 2022, respectively	—	—
Retained earnings	4,141,690	3,649,494
Total Waste Connections' equity	7,692,809	7,108,698
Noncontrolling interest in subsidiaries	4,972	4,946
Total equity	7,697,781	7,113,644
Total liabilities and equity	\$ 17,915,876	\$ 17,134,603

The accompanying notes are an integral part of these consolidated financial statements.

	Debt to Equity Ratio		Allowable In LG	
Debt	\$ 6,751,233,000	46.72%	40%	
Equity	\$ 7,697,781,000	53.28%	60%	
Total Debt & Equity	\$ 14,449,014,000			

Interest as a % of Debt	
Interest Expense	\$ 274,642,000
Debt	\$ 6,751,233,000
Interest as a % of Debt	4.14%

ST Debt 26,462,000.00

LT Deb 6,724,771,000.00

Equity 7,697,781,000

WASTE CONNECTIONS, INC.
CONSOLIDATED STATEMENTS OF NET INCOME
(IN THOUSANDS OF U.S. DOLLARS, EXCEPT SHARE AND PER SHARE AMOUNTS)

	Year Ended December 31,		
	2023	2022	2021
Revenues	\$ 8,021,951	\$ 7,211,859	\$ 6,151,361
Operating expenses:			
Cost of operations	4,744,513	4,336,012	3,654,074
Selling, general and administrative	799,119	696,467	612,337
Depreciation	845,638	763,285	673,730
Amortization of intangibles	157,573	155,675	139,279
Impairments and other operating items	238,796	18,230	32,316
Operating income	1,236,312	1,242,190	1,039,625
Interest expense	(274,642)	(202,331)	(162,796)
Interest income	9,350	5,950	2,916
Other income, net	12,481	3,154	6,285
Loss on early extinguishment of debt	—	—	(115,288)
Income before income tax provision	983,501	1,048,963	770,742
Income tax provision	(220,675)	(212,962)	(152,253)
Net income	762,826	836,001	618,489
Less: Net income attributable to noncontrolling interests	(26)	(339)	(442)
Net income attributable to Waste Connections	\$ 762,800	\$ 835,662	\$ 618,047

Interest Ex 274,642,000

TEXT IN RED BOX CONFIDENTIAL PER WAC 480-07-160


Earnings per common share attributable to Waste Connections' common shareholders:			
Basic	\$ 2.96	\$ 3.25	\$ 2.37
Diluted	\$ 2.95	\$ 3.24	\$ 2.36
Shares used in the per share calculations:			
Basic	257,551,129	257,383,578	261,166,723
Diluted	258,149,244	258,038,801	261,728,470
Cash dividends per common share	\$ 1.050	\$ 0.945	\$ 0.845

The accompanying notes are an integral part of these consolidated financial statements.

Weighted interest based on notes

Long-Term Debt as of Dec 31, 2023 (in 000's)	Rate	Total	% of Total	Weighted Coupon Rate
Credit Agreement - Revolver Agreement	6.40%	453,245	6.7%	0.43%
Credit Agreement - Term Loan	6.50%	650,000	9.5%	0.62%
Term Loan Agreement - Term Loan	6.44%	800,000	11.7%	0.76%
2028 Senior Notes	4.25%	500,000	7.3%	0.31%
2029 Senior Notes	3.50%	500,000	7.3%	0.26%
2030 Senior Notes	2.60%	600,000	8.8%	0.23%
2032 Senior Notes	2.20%	650,000	9.5%	0.21%
2032 Senior Notes	3.20%	500,000	7.3%	0.23%
2033 Senior Notes	4.20%	750,000	11.0%	0.46%
2050 Senior Notes	3.05%	500,000	7.3%	0.22%
2052 Senior Notes	2.95%	850,000	12.5%	0.37%
Other Debt (non-specific)	5.00%	58,808	0.9%	0.04%
Total		6,812,053	100.0%	4.14%

Previously Entered 4.25%



TEXT IN RED BOX CONFIDENTIAL PER WAC 480-07-160

