

1 2 3 4 5 6 7 9 11 13 15 17 19 21 23 25 27 29 31 32

New Account

	Jun-21	Jul-21	Aug-21	Sep-21	Oct-21	Nov-21	Dec-21	Jan-22	Feb-22	Mar-22	Apr-22	May-22	Total
98501 Days - Weekdays	22	22	22	22	21	22	23	21	20	23	21	22	261 0%
31000 Hauling Revenue - Roll Off Permanent													
31005 Hauling Revenue - Roll Off Disposal Chg													
31010 Hauling Revenue - Roll Off Extras													
32000 Hauling Revenue - Residential MSW													
32001 Hauling Revenue - Residential MSW Extras													
32100 Hauling Revenue - Residential Recycling													
33000 Hauling Revenue - Commercial FEL													
33011 Hauling Revenue - Commercial REL Extras													
Hauling Revenue													
Transfer and MRF													
35518 Proceeds - Commingled													
Recycling Proceeds													
38000 Other Revenue													
38001 P-Card Rebate Revenue													
Other Revenue													
Revenue													
40101 Disposal Landfill													
Disposal													
40861 Processing Fees MRF													
MRF Processing													
41201 Taxes and Fees													
43001 LF Taxes and Fees													
43002 WUTC Taxes													
Brok. and Taxes													
Cost of Materials													
Other Expense													
Rev Reductions													
Net Revenue													
50010 Salaries													
50020 Wages Regular													
50025 Wages O.T.													
50035 Safety Bonuses													
50036 Other Bonus/Commission - Non-Safety													
50045 Contract Labor													
50050 Payroll Taxes													
50060 Group Insurance													
50065 Vacation Pay													
50070 Sick Pay													
50086 Safety and Training													
50090 Uniforms													
50115 Pension and Profit Sharing													
Labor													
51295 Licenses													
Truck Fixed													
52010 Salaries													
52020 Wages Regular													
52025 Wages O.T.													
52035 Safety Bonuses													
52036 Other Bonus/Commission - Non-Safety													
52045 Contract Labor													

1 2 3 4 5 6 7 9 11 13 15 17 19 21 23 25 27 29 31 32

New Account

	Jun-21	Jul-21	Aug-21	Sep-21	Oct-21	Nov-21	Dec-21	Jan-22	Feb-22	Mar-22	Apr-22	May-22	Total
98501 Days - Weekdays	22	22	22	22	21	22	23	21	20	23	21	22	261
52050 Payroll Taxes													
52060 Group Insurance													
52065 Vacation Pay													
52070 Sick Pay													
52086 Safety and Training													
52090 Uniforms													
52115 Pension and Profit Sharing													
52120 Parts and Materials													
52125 Operating Supplies													
52135 Equipment and Maint Repair													
52140 Tires													
52142 Fuel Expense													
52144 Urea Additive Expense													
52146 Oil and Grease													
52147 Outside Repairs													
52165 Communications													
52175 Equip/Vehicle Rental													
52181 Freight													
52182 Towing Expense													
52185 Travel													
52200 Office Supply and Equip													
Truck Variable													
55020 Wages Regular													
55025 Wages O.T.													
55035 Safety Bonuses													
55036 Other Bonus/Commission - Non-Safety													
55050 Payroll Taxes													
55060 Group Insurance													
55065 Vacation Pay													
55070 Sick Pay													
55086 Safety and Training													
55090 Uniforms													
55115 Pension and Profit Sharing													
55120 Parts and Materials													
55125 Operating Supplies													
55135 Equipment and Maint Repair													
55147 Outside Repairs													
Container Exp													
56010 Salaries													
56036 Other Bonus/Commission - Non-Safety													
56050 Payroll Taxes													
56060 Group Insurance													
56065 Vacation Pay													
56090 Uniforms													
56115 Pension and Profit Sharing													
56201 Meals and Entertainment													
Superv. Ex													
57125 Operating Supplies													
57147 Bldg & Property													
57150 Utilities													
57165 Communications													
57254 Drive Cam & Routing SW Fees													
57255 Other Prof Fees													
57275 Property Taxes													
57324 Penalties and Violations													
57345 Security Services													
57353 Monitoring and Maint													
57357 Permits													
57370 Bonds Expense													
Other Operating													
Closure Exp													
59271 Property and Liability Insurance													
59340 Self Insurance Premium													
59401 Insurance claim repairs													
59500 Workers Comp Prem													
Insurance Exp													
G/L on Ops													
Cost of Ops													

1 2 3 4 5 6 7 9 11 13 15 17 19 21 23 25 27 29 31 32

New Account

	Jun-21	Jul-21	Aug-21	Sep-21	Oct-21	Nov-21	Dec-21	Jan-22	Feb-22	Mar-22	Apr-22	May-22	Total
98501 Days - Weekdays	22	22	22	22	21	22	23	21	20	23	21	22	261
Gross Profit													
Sales Exp													
70010 Salaries													
70020 Wages Regular													
70025 Wages O.T.													
70035 Safety Bonuses													
70036 Other Bonus/Commission - Non-Safety													
70045 Contract Labor													
70050 Payroll Taxes													
70060 Group Insurance													
70065 Vacation Pay													
70070 Sick Pay													
70086 Safety and Training													
70090 WCN Training													
70095 Empl & Commun Activ													
70105 Employee Relocation													
70110 Contributions													
70112 Political Contributions													
70116 Pension and Profit Sharing													
70148 Allocated Exp In - District													
70165 Communications													
70167 Cellular Telephone													
70175 Non-Qualifying Operating Lease Expense													
70185 Postage													
70190 Registration Fees													
70195 Dues and Subscriptions													
70200 Travel													
70201 Entertainment													
70202 Excursions Meetings													
70203 Lodging													
70205 Travel - Auto													
70206 Meals													
70210 Office Supplies and Equip													
70214 Credit Card Fees													
70215 Bank Charges													
70216 Outside Storages													
70225 Advertising and Promotions													
70231 Recruitment Advertising & Expenses													
70232 Recruitment Travel Expenses													
70235 Legal													
70240 Accounting Professional Fees													
70255 Other Prof Fees													
70300 Data Processing													
70301 Computer Software													
70302 Computer Supplies													
70303 Software License Fees													
70310 Bad Debt Provision													
70320 Credit and Collection													
70324 Penalties and Violations													
70336 Coffee Bar													
G&A													
70149 Corporate Overhead Allocation In													
Corp Overhead													
Total SG&A													
EBITDA													
Watch list EBITDA													
54260 Depreciation													
57260 Depreciation													
Depreciation													
Airspace Amort													
Intangible Amort													
Total DDA													
EBIT From Ops													
Interest Exp													

1 2 3 4 5 6 7 9 11 13 15 17 19 21 23 25 27 29 31 32

New Account

		Jun-21	Jul-21	Aug-21	Sep-21	Oct-21	Nov-21	Dec-21	Jan-22	Feb-22	Mar-22	Apr-22	May-22	Total
98501	Days - Weekdays	22	22	22	22	21	22	23	21	20	23	21	22	261 0%
	Interest Income	INFORMATION IN RED BORDERS IS CONFIDENTIAL PER WAC 480-07-160												
91002	NSF Fees													
	Other Inc/Exp													
	NI b/ Taxes & Extra													
	Extra. Items													
	NI b/ Taxes													
	Taxes													
	Net Income													
	Non Controlling Int													
	Net Income Attrib													
	Data Not Included													

1 2 3 4 5 6 7 9 11 13 15 17 19 21 23 25 27 29 31 32

New Account

	Jun-21	Jul-21	Aug-21	Sep-21	Oct-21	Nov-21	Dec-21	Jan-22	Feb-22	Mar-22	Apr-22	May-22	Total	
98501 Days - Weekdays	22	22	22	22	21	22	23	21	20	23	21	22	261	0%
31000 Hauling Revenue - Roll Off Permanent														9%
31002 Hauling Revenue - Roll Off Rental														2%
31004 Hauling Revenue - Roll Off Recycling														44%
31005 Hauling Revenue - Roll Off Disposal Chg														19%
31009 Hauling Revenue - Roll Off Intercompany														0%
31010 Hauling Revenue - Roll Off Extras														0%
31020 Hauling Revenue - Roll Off Special Waste														5%
32000 Hauling Revenue - Residential MSW														0%
33011 Hauling Revenue - Commercial REL Extras														0%
33020 Hauling Revenue - Commercial Recycling														16%
Hauling Revenue														96%
Transfer and MRF														
35510 Proceeds - OCC														3%
35511 Proceeds - ONP														0%
35514 Proceeds - Dirty Aluminum														1%
35515 Proceeds - Glass														0%
35518 Proceeds - Commingled														0%
35520 Support - OCC														0%
35524 Support - Dirty Aluminum														0%
Recycling Proceeds														4%
38000 Other Revenue														0%
38001 P-Card Rebate Revenue														0%
Other Revenue														0%
Revenue														100%
40109 Disposal Landfill Intercompany														16%
40122 Disposal Other														19%
Disposal														36%
40861 Processing Fees MRF														0%
MRF Processing														0%
41121 Brokerage Cost														1%
41129 Brokerage Cost Intercompany														0%
41201 Taxes and Fees														1%
43001 LF Taxes and Fees														1%
Brok. and Taxes														3%
44161 Cost of Materials - OCC														1%
44164 Cost of Materials - Aluminum														0%
Cost of Materials														1%
47003 Cost of Resale Materials														0%
Other Expense														0%
Rev Reductions														41%
Net Revenue														59%
50020 Wages Regular														10%
50025 Wages O.T.														4%
50035 Safety Bonuses														
50036 Other Bonus/Commission - Non-Safety														
50045 Contract Labor														(0%)
50050 Payroll Taxes														1%
50060 Group Insurance														2%
50065 Vacation Pay														1%
50070 Sick Pay														0%
50086 Safety and Training														0%
50090 Uniforms														0%

1 2 3 4 5 6 7 9 11 13 15 17 19 21 23 25 27 29 31 32

New Account

	Jun-21	Jul-21	Aug-21	Sep-21	Oct-21	Nov-21	Dec-21	Jan-22	Feb-22	Mar-22	Apr-22	May-22	Total	
98501 Days - Weekdays	22	22	22	22	21	22	23	21	20	23	21	22	261	0%
50115 Pension and Profit Sharing														0%
Labor														18%
51295 Licenses														0%
Truck Fixed														0%
52010 Salaries														0%
52020 Wages Regular														1%
52025 Wages O.T.														1%
52035 Safety Bonuses														0%
52036 Other Bonus/Commission - Non-Safety														0%
52045 Contract Labor														0%
52050 Payroll Taxes														0%
52060 Group Insurance														0%
52065 Vacation Pay														0%
52070 Sick Pay														0%
52086 Safety and Training														0%
52090 Uniforms														0%
52115 Pension and Profit Sharing														0%
52120 Parts and Materials														2%
52125 Operating Supplies														0%
52135 Equipment and Maint Repair														0%
52140 Tires														1%
52142 Fuel Expense														3%
52144 Urea Additive Expense														0%
52146 Oil and Grease														0%
52147 Outside Repairs														0%
52165 Communications														0%
52175 Equip/Vehicle Rental														0%
52181 Freight														(0%)
52182 Towing Expense														0%
52185 Travel														0%
52200 Office Supply and Equip														0%
52901 Costs Awaiting Capitalization														0%
Truck Variable														10%
55020 Wages Regular														0%
55025 Wages O.T.														0%
55035 Safety Bonuses														0%
55036 Other Bonus/Commission - Non-Safety														0%
55050 Payroll Taxes														0%
55060 Group Insurance														0%
55065 Vacation Pay														0%
55070 Sick Pay														0%
55086 Safety and Training														0%
55090 Uniforms														0%
55115 Pension and Profit Sharing														0%
55120 Parts and Materials														0%
55125 Operating Supplies														0%
55135 Equipment and Maint Repair														0%
55147 Outside Repairs														0%
55149 Allocated Exp In Out - District														0%
Container Exp														2%
56010 Salaries														1%
56035 Safety Bonuses														0%
56036 Other Bonus/Commission - Non-Safety														0%
56050 Payroll Taxes														0%
56060 Group Insurance														0%
56065 Vacation Pay														(0%)
56090 Uniforms														0%
56115 Pension and Profit Sharing														0%
56201 Meals and Entertainment														0%
Superv. Ex														1%
57125 Operating Supplies														0%
57147 Bldg & Property														0%
57148 Allocated In - District														0%
57150 Utilities														0%
57165 Communications														0%
57254 Drive Cam & Routing SW Fees														0%
57255 Other Prof Fees														0%
57275 Property Taxes														0%
57324 Penalties and Violations														0%

1 2 3 4 5 6 7 9 11 13 15 17 19 21 23 25 27 29 31 32

New Account

	Jun-21	Jul-21	Aug-21	Sep-21	Oct-21	Nov-21	Dec-21	Jan-22	Feb-22	Mar-22	Apr-22	May-22	Total	
98501 Days - Weekdays	22	22	22	22	21	22	23	21	20	23	21	22	261	0%
57345 Security Services														0%
57353 Monitoring and Maint														0%
57357 Permits														0%
57370 Bonds Expense														0%
Other Operating														2%
Closure Exp														
59340 Self Insurance Premium														0%
59400 Damages paid by District														(0%)
59401 Insurance claim repairs														0%
59500 Workers Comp Prem														0%
Insurance Exp														1%
91010 Gain/Loss on Sale of Asset														(0%)
G/L on Ops														(0%)
Cost of Ops														33%
Gross Profit														26%
60010 Salaries														1%
60030 Bonuses and Commissions														1%
60050 Payroll Taxes														0%
60060 Group Insurance														0%
60095 Empl & Commun Activ														0%
60116 Pension and Profit Sharing														0%
60185 Postage														0%
60195 Dues and Subscriptions														0%
60196 Club Dues														0%
60201 Entertainment														0%
60204 Gifts to Customers														0%
60205 Travel - Auto														0%
60206 Meals														0%
60207 Meals with Customers														0%
60210 Office Supplies and Equip														0%
60225 Advertising and Promotions														0%
Sales Exp														2%
70010 Salaries														1%
70020 Wages Regular														1%
70025 Wages O.T.														0%
70036 Other Bonus/Commission - Non-Safety														0%
70050 Payroll Taxes														0%
70060 Group Insurance														0%
70065 Vacation Pay														0%
70070 Sick Pay														0%
70086 Safety and Training														0%
70090 WCN Training														0%
70095 Empl & Commun Activ														0%
70105 Employee Relocation														0%
70110 Contributions														0%
70112 Political Contributions														0%
70116 Pension and Profit Sharing														0%
70148 Allocated Exp In - District														0%
70165 Communications														0%
70167 Cellular Telephone														0%
70175 Non-Qualifying Operating Lease Expense														0%
70185 Postage														0%
70190 Registration Fees														0%
70195 Dues and Subscriptions														0%
70200 Travel														0%
70201 Entertainment														0%
70202 Excursions Meetings														0%
70203 Lodging														0%
70205 Travel - Auto														0%
70206 Meals														0%
70210 Office Supplies and Equip														0%
70214 Credit Card Fees														0%
70215 Bank Charges														0%
70216 Outside Storages														0%
70225 Advertising and Promotions														0%
70231 Recruitment Advertising & Expenses														0%
70235 Legal														0%
70240 Accounting Professional Fees														0%

1 2 3 4 5 6 7 9 11 13 15 17 19 21 23 25 27 29 31 32

New Account

	Jun-21	Jul-21	Aug-21	Sep-21	Oct-21	Nov-21	Dec-21	Jan-22	Feb-22	Mar-22	Apr-22	May-22	Total	
98501 Days - Weekdays	22	22	22	22	21	22	23	21	20	23	21	22	261	0%
70255 Other Prof Fees														0%
70300 Data Processing														0%
70301 Computer Software														0%
70302 Computer Supplies														0%
70303 Software License Fees														0%
70310 Bad Debt Provision														0%
70320 Credit and Collection														0%
70324 Penalties and Violations														0%
70336 Coffee Bar														0%
G&A														4%
70149 Corporate Overhead Allocation In														3%
Corp Overhead														3%
Total SG&A														9%
EBITDA														17%
Watch list EBITDA														21%
51260 Depreciation														3%
54260 Depreciation														3%
57260 Depreciation														0%
Depreciation														6%
Airspace Amort														
Intangible Amort														
Total DDA														6%
EBIT From Ops														11%
Interest Exp														
Interest Income														
91002 NSF Fees														(0%)
Other Inc/Exp														(0%)
NI b/ Taxes & Extra														11%
Extra. Items														
NI b/ Taxes														11%
Taxes														
Net Income														11%
Non Controlling Int														
Net Income Attrib														11%
Data Not Included														

	2	3	4	5	6	7	9	11	13	15	17	19	21	23	25	27	29	31	32
			New Account																
	Jun-21	Jul-21	Aug-21	Sep-21	Oct-21	Nov-21	Dec-21	Jan-22	Feb-22	Mar-22	Apr-22	May-22	Total						
98501 Days - Weekdays	44	44	44	44	42	44	46	42	40	46	42	44	522	0%					
31000 Hauling Revenue - Roll Off Permanent																			
31002 Hauling Revenue - Roll Off Rental																			
31005 Hauling Revenue - Roll Off Disposal Chg																			
31009 Hauling Revenue - Roll Off Intercompany																			
31010 Hauling Revenue - Roll Off Extras																			
32000 Hauling Revenue - Residential MSW																			
32001 Hauling Revenue - Residential MSW Extras																			
32100 Hauling Revenue - Residential Recycling																			
32102 Hauling Revenue - Residential Recycling																			
32110 Hauling Revenue - Residential Composting																			
33000 Hauling Revenue - Commercial FEL																			
33011 Hauling Revenue - Commercial REL Extras																			
33020 Hauling Revenue - Commercial Recycling F																			
33030 Hauling Revenue - Commercial Recycling R																			
Hauling Revenue																			
35518 Proceeds - Commingled																			
38000 Other Revenue																			
38001 P-Card Rebate Revenue																			
Other Revenue																			
Revenue																			
40109 Disposal Landfill Intercompany																			
40121 Disposal Incineration																			
40122 Disposal Other																			
Disposal																			
40861 Processing Fees MRF																			
40869 Processing Fees MRF Intercompany																			
MRF Processing																			
41121 Brokerage Cost																			
41201 Taxes and Fees																			
43001 LF Taxes and Fees																			
43002 WUTC Taxes																			
Brok. and Taxes																			
Cost of Materials																			
Other Expense																			
Rev Reductions																			
Net Revenue																			
50010 Salaries																			
50020 Wages Regular																			
50025 Wages O.T.																			
50035 Safety Bonuses																			
50036 Other Bonus/Commission - Non-Safety																			
50045 Contract Labor																			
50050 Payroll Taxes																			
50060 Group Insurance																			
50065 Vacation Pay																			
50070 Sick Pay																			
50086 Safety and Training																			
50090 Uniforms																			
50115 Pension and Profit Sharing																			
50149 Allocated Exp In Out - District																			
Labor																			

2 3 4 5 6 7 9 11 13 15 17 19 21 23 25 27 29 31 32
New Account

	Jun-21	Jul-21	Aug-21	Sep-21	Oct-21	Nov-21	Dec-21	Jan-22	Feb-22	Mar-22	Apr-22	May-22	Total
98501 Days - Weekdays	44	44	44	44	42	44	46	42	40	46	42	44	522 0%
51295 Licenses													
Truck Fixed													
52010 Salaries													
52020 Wages Regular													
52025 Wages O.T.													
52035 Safety Bonuses													
52036 Other Bonus/Commission - Non-Safety													
52045 Contract Labor													
52050 Payroll Taxes													
52060 Group Insurance													
52065 Vacation Pay													
52070 Sick Pay													
52086 Safety and Training													
52090 Uniforms													
52115 Pension and Profit Sharing													
52120 Parts and Materials													
52125 Operating Supplies													
52135 Equipment and Maint Repair													
52140 Tires													
52142 Fuel Expense													
52144 Urea Additive Expense													
52146 Oil and Grease													
52147 Outside Repairs													
52149 Allocated Exp In Out - District													
52165 Communications													
52175 Equip/Vehicle Rental													
52181 Freight													
52182 Towing Expense													
52185 Travel													
52200 Office Supply and Equip													
52901 Costs Awaiting Capitalization													
Truck Variable													
55020 Wages Regular													
55025 Wages O.T.													
55035 Safety Bonuses													
55036 Other Bonus/Commission - Non-Safety													
55050 Payroll Taxes													
55060 Group Insurance													
55065 Vacation Pay													
55070 Sick Pay													
55086 Safety and Training													
55090 Uniforms													
55115 Pension and Profit Sharing													
55120 Parts and Materials													
55125 Operating Supplies													
55135 Equipment and Maint Repair													
55143 Medical Waste Supplies													
55147 Outside Repairs													
Container Exp													
56010 Salaries													
56020 Wages Regular													
56035 Safety Bonuses													
56036 Other Bonus/Commission - Non-Safety													
56050 Payroll Taxes													
56060 Group Insurance													
56065 Vacation Pay													
56090 Uniforms													
56115 Pension and Profit Sharing													
56201 Meals and Entertainment													
Superv. Ex													
57125 Operating Supplies													
57147 Bldg & Property													
57148 Allocated In - District													
57150 Utilities													
57165 Communications													
57176 Short Term Equip/Vehicle/Bldg Rental													
57254 Drive Cam & Routing SW Fees													
57255 Other Prof Fees													
57257 Engineering Fees													
57275 Property Taxes													
57324 Penalties and Violations													
57335 Miscellaneous													
57345 Security Services													
57353 Monitoring and Maint													

		2	3	4	5	6	7	9	11	13	15	17	19	21	23	25	27	29	31	32	
		New Account																			
		Jun-21	Jul-21	Aug-21	Sep-21	Oct-21	Nov-21	Dec-21	Jan-22	Feb-22	Mar-22	Apr-22	May-22	Total							
98501	Days - Weekdays	44	44	44	44	42	44	46	42	40	46	42	44	522	0%						
57357	Permits																				
57370	Bonds Expense																				
	Other Operating																				
	Closure Exp																				
59271	Property and Liability Insurance																				
59340	Self Insurance Premium																				
59341	A&L - Current Year Claims																				
59342	A&L - Prior Year Claims																				
59343	WC - Current Year Claims																				
59344	WC - Prior Year Claims																				
59400	Damages paid by District																				
59401	Insurance claim repairs																				
59500	Workers Comp Prem																				
	Insurance Exp																				
91010	Gain/Loss on Sale of Asset																				
	G/L on Ops																				
	Cost of Ops																				
	Gross Profit																				
60010	Salaries																				
60030	Bonuses and Commissions																				
60050	Payroll Taxes																				
60060	Group Insurance																				
60095	Empl & Commun Activ																				
60116	Pension and Profit Sharing																				
60205	Travel - Auto																				
60206	Meals																				
60207	Meals with Customers																				
60210	Office Supplies and Equip																				
60225	Advertising and Promotions																				
	Sales Exp																				
70010	Salaries																				
70020	Wages Regular																				
70025	Wages O.T.																				
70035	Safety Bonuses																				
70036	Other Bonus/Commission - Non-Safety																				
70045	Contract Labor																				
70050	Payroll Taxes																				
70060	Group Insurance																				
70065	Vacation Pay																				
70070	Sick Pay																				
70086	Safety and Training																				
70090	WCN Training																				
70095	Empl & Commun Activ																				
70105	Employee Relocation																				
70110	Contributions																				
70112	Political Contributions																				
70116	Pension and Profit Sharing																				
70148	Allocated Exp In - District																				
70150	Utilities																				
70165	Communications																				
70167	Cellular Telephone																				
70175	Non-Qualifying Operating Lease Expense																				
70185	Postage																				
70190	Registration Fees																				
70195	Dues and Subscriptions																				
70200	Travel																				
70201	Entertainment																				
70202	Excursions Meetings																				
70203	Lodging																				
70205	Travel - Auto																				
70206	Meals																				
70210	Office Supplies and Equip																				
70214	Credit Card Fees																				
70215	Bank Charges																				
70216	Outside Storages																				
70220	Sponsorships																				
70225	Advertising and Promotions																				
70231	Recruitment Advertising & Expenses																				
70232	Recruitment Travel Expenses																				
70235	Legal																				
70240	Accounting Professional Fees																				
70255	Other Prof Fees																				

2 3 4 5 6 7 9 11 13 15 17 19 21 23 25 27 29 31 32

New Account

	Jun-21	Jul-21	Aug-21	Sep-21	Oct-21	Nov-21	Dec-21	Jan-22	Feb-22	Mar-22	Apr-22	May-22	Total
98501 Days - Weekdays	44	44	44	44	42	44	46	42	40	46	42	44	522
70300 Data Processing													
70301 Computer Software													
70302 Computer Supplies													
70303 Software License Fees													
70310 Bad Debt Provision													
70320 Credit and Collection													
70324 Penalties and Violations													
70336 Coffee Bar													
G&A													
70149 Corporate Overhead Allocation In													
Corp Overhead													
Total SG&A													
EBITDA													
Watch list EBITDA													
51260 Depreciation													
54260 Depreciation													
57260 Depreciation													
70260 Depreciation													
Depreciation													
Airspace Amort													
70264 Amortization													
Intangible Amort													
Total DDA													
EBIT From Ops													
Interest Exp													
Interest Income													
91002 NSF Fees													
Other Inc/Exp													
NI b/ Taxes & Extra													
Extra. Items													
NI b/ Taxes													
Taxes													
Net Income													
Non Controlling Int													
Net Income Attrib													
Data Not Included													

Murrey's Disposal Company, Inc.
 Consolidated Income Statement
 June 1, 2021 - May 31, 2022

	1	2	3	4	5	6	7	8	9	10	11		
	Allocators Abbreviations												
2748													
2,646,945													
New Account													
Revenue:	2111 IS	2132 IS	2140 IS	Total	Restation Adjustments			Adjusted Total	Proforma Adjustments				
	Murrey's	Vashon	DMR	Consolidated	Murrey's	Vashon	DMR	Murrey's	Vashon	DMR	Murrey's	Vashon	DMR
31000 Hauling Revenue - Roll Off Permanent													
31002 Hauling Revenue - Roll Off Rental													
31004 Hauling Revenue - Roll Off Recycling													
31005 Hauling Revenue - Roll Off Disposal Chg													
31009 Hauling Revenue - Roll Off Intercompany													
31010 Hauling Revenue - Roll Off Extras													
31020 Hauling Revenue - Roll Off Special Waste													
32000 Hauling Revenue - Residential MSW													
32100 Hauling Revenue - Residential Recycling													
32102 Hauling Revenue - Residential Recycling													
32110 Hauling Revenue - Residential Composting													
32001 Hauling Revenue - Residential MSW Extras													
33000 Hauling Revenue - Commercial FEL													
33030 Hauling Revenue - Commercial Recycling R													
MF Garbage													
MF Recycle													
Medical Waste													
33002 Hauling Revenue - Commercial FEL Adjustm													
33011 Hauling Revenue - Commercial REL Extras													
33020 Hauling Revenue - Commercial Recycling F													
35510 Proceeds - OCC													
35511 Proceeds - ONP													
35514 Proceeds - Dirty Aluminum													
35515 Proceeds - Glass													
35518 Proceeds - Commingled													
35520 Support - OCC													
35524 Support - Dirty Aluminum													
38000 Service Charge													
38001 P-Card Rebate													
Total													
Expenses:													
57125 Building Supplies													
57147 Repair-Shop, Bldg													
70147 Bldg & Property Maint													
41200 Building & Repair													
52010 Salaries													
52020 Wages-Regular													
52025 Wages-OT													
52035 Safety Bonus													
52036 Other Bonus													
52065 Vacation Pay													
52070 Sick Pav													
41310 Wages Mechanics													
55020 Wages Regular													
55025 Wages-OT													
55035 Safety Bonus													
55036 Other Bonus/Commission - Non-Safety													
55045 Contract Labor													
55065 Vacation Pay													
55070 Sick Pav													
55086 Safety and Training													
41311 Wages Container Mechanics													
52120 Parts & Materials													
52125 Operating Supplies													
52135 Equipment & Maint Rep													
55120 Parts & Materials													
55125 Operating Supplies													
41320 Parts & Materials													
52147 Outside Repair													
55147 Outside Repair													
41330 Outside Repair													
59400 Damage Paid by District													
41340 Accident Repair													
52140 Tires & Tubes													
41600 Tires													
52045 Contract Labor													
52086 Safety & Training													
52090 Uniforms													
52148 Allocated Exp In - District													
52149 Allocated Exp In Out - District													
52175 Equipment/Vehicle Rental													
52181 Freight													
52182 Towing													
52335 Miscellaneous													
55181 Freight													
57254 Drive Cam Fees													
41800 Other Maint													
50010 Salaries-Supervisor													
56010 Salaries-Supervisor													
56025 Wages O.T.													
56035 Safety Bonuses													
56036 Other Bonus													
56045 Contract Labor													
56065 Vacation Pay													
56070 Sick Pay													
42100 Wages-Supervisor													
50020 Wages Regular													
50025 Wages OT													
50035 Safety Bonus													
50036 Other Bonus													
50065 Vacation Pay													
50070 Sick Pay													
42300 Total Driver Wages													
50045 Contract Labor													

Murrey's Disposal Company, Inc.
 Consolidated Income Statement
 June 1, 2021 - May 31, 2022

	12	13	14	15	16	17	18	19	20	21	22	23	24	
						Murrey's	Vashon	DMR	Total	Murrey's Regu	Murrey's Non-Regulated			
2748														
2,646,945														
New Account														
Revenue:														
						Murrey's	Vashon	DMR	Consolidated	Total Allocator	Murrey's	Vashon	DMR	
									Check	Murrey's Allocator	Murrey's Regulated	Murrey's Non-Regulated	Vashon Regulated	DMR Non-Regulated
31000 Hauling Revenue - Roll Off Permanent														
31002 Hauling Revenue - Roll Off Rental														
31004 Hauling Revenue - Roll Off Recycling														
31005 Hauling Revenue - Roll Off Disposal Chg														
31009 Hauling Revenue - Roll Off Intercompany														
31010 Hauling Revenue - Roll Off Extras														
31020 Hauling Revenue - Roll Off Special Waste														
32000 Hauling Revenue - Residential MSW														
32100 Hauling Revenue - Residential Recycling														
32102 Hauling Revenue - Residential Recycling														
32110 Hauling Revenue - Residential Composting														
32001 Hauling Revenue - Residential MSW Extras														
33000 Hauling Revenue - Commercial FEL														
33030 Hauling Revenue - Commercial Recycling R														
MF Garbage														
MF Recycle														
Medical Waste														
33002 Hauling Revenue - Commercial FEL Adjustm														
33011 Hauling Revenue - Commercial REL Extras														
33020 Hauling Revenue - Commercial Recycling F														
35510 Proceeds - OCC														
35511 Proceeds - ONP														
35514 Proceeds - Dirty Aluminum														
35515 Proceeds - Glass														
35518 Proceeds - Commingled														
35520 Support - OCC														
35524 Support - Dirty Aluminum														
38000 Service Charge														
38001 P-Card Rebate														
Total														
Expenses:														
57125 Building Supplies														
57147 Repair-Shop, Bldg														
70147 Bldg & Property Maint														
41200 Building & Repair														
52010 Salaries														
52020 Wages-Regular														
52025 Wages-OT														
52035 Safety Bonus														
52036 Other Bonus														
52065 Vacation Pay														
52070 Sick Pay														
41310 Wages Mechanics														
55020 Wages Regular														
55025 Wages-OT														
55035 Safety Bonus														
55036 Other Bonus/Commission - Non-Safety														
55045 Contract Labor														
55065 Vacation Pay														
55070 Sick Pay														
55086 Safety and Training														
41311 Wages Container Mechanics														
52120 Parts & Materials														
52125 Operating Supplies														
52135 Equipment & Maint Rep														
55120 Parts & Materials														
55125 Operating Supplies														
41320 Parts & Materials														
52147 Outside Repair														
55147 Outside Repair														
41330 Outside Repair														
59400 Damage Paid by District														
41340 Accident Repair														
52140 Tires & Tubes														
41600 Tires														
52045 Contract Labor														
52086 Safety & Training														
52090 Uniforms														
52148 Allocated Exp In - District														
52149 Allocated Exp In Out - District														
52175 Equipment/Vehicle Rental														
52181 Freight														
52182 Towing														
52335 Miscellaneous														
55181 Freight														
57254 Drive Cam Fees														
41800 Other Maint														
50010 Salaries-Supervisor														
56010 Salaries-Supervisor														
56025 Wages O.T.														
56035 Safety Bonuses														
56036 Other Bonus														
56045 Contract Labor														
56065 Vacation Pay														
56070 Sick Pay														
42100 Wages-Supervisor														
50020 Wages Regular														
50025 Wages OT														
50035 Safety Bonus														
50036 Other Bonus														
50065 Vacation Pay														
50070 Sick Pay														
42300 Total Driver Wages														
50045 Contract Labor														

Revenue:	2111 IS	2132 IS	2140 IS	Total	Restation Adjustments			Adjusted Total	Vashon	DMR	Proforma Adjustments		
	Murrey's	Vashon	DMR		Murrey's	Vashon	DMR				Murrey's	Vashon	DMR
42315 Contract Labor													
52142 Fuel Expense													
52144 Urea Additive													
52146 Oil and Grease													
55142 Fuel Expense													
55146 Oil and Grease													
56142 Fuel Expense													
42400 Total Fuel and Oil													
41121 Brokerage Cost													
41129 Brokerage Cost IC													
43099 Pass Through Expenses Intercompany													
44161 Cost of Materials - OCC													
44164 Cost of Materials - Aluminum													
47003 Cost of Resale Materials													
50086 Safety & Training													
50087 Drug Screening													
50090 Uniforms													
50335 Miscellaneous													
50349 Allocated Exp In Out - District													
52087 Drug Screening													
52185 Travel													
55090 Uniforms													
55135 Equipment and Maint Repair													
55143 Medical Waste Supplies													
55149 Allocated Exp In Out - District													
56086 Safety & Training													
56090 Drug Screening													
56201 Meals & Entertainment													
57135 Equip Maintenance and Repair													
57175 Equipment Vehicle Rental													
57255 Other Prof Fees - Parking Lot Cleaning													
57257 Engineering Fees													
57324 Penalties													
57335 Miscellaneous													
57353 Monitoring and Maint													
60165 Communications													
60195 Dues and Subscriptions													
60196 Club Dues													
60204 Gifts to Customers													
60255 Other Prof Fees													
70190 Registration Fees													
70324 Penalties and Violations													
42800 Other Collection Exp													
40101 Disposal Landfill, Pass Thru													
Pass-Through													
40109 Disposal Landfill Intercompany													
40121 Disposal Incineration													
40122 Other Disposal													
43600 Dump Fee and Charges													
40861 Processing Fees MRF													
40869 Processing Fees MRF Intercompany													
43800 Processing Fee													
60010 Salaries													
60030 Bonuses and Commissions													
60095 Empl & Commun Activ													
60185 Postage													
60205 Travel - Auto													
60206 Meals													
60207 Meals with Customers													
60210 Office Supplies and Equip													
44000 Sales													
43002 UTC Fee													
44300 WUTC Fee													
60201 Entertainment													
60225 Advertising & Promotion													
70225 Advertising													
44500 Advertising Exp													
59271 Property and Liability Insurance													
59340 Self Insurance Premium													
59341 ABL - Current Year Claims													
59342 Prior Year Claims													
59401 Insurance claim repairs													
45300 Public Liability													
59343 WC Current Year Claims													
59344 WC Prior Year Claims													
59500 WC Premium													
57370 Bond Exp-WC													
45400 Workmen's Comp													
70010 Salaries													
70020 Wages Regular													
70025 Wages OT													
70035 Safety Bonuses													
70036 Bonuses													
70045 Contract Labor													
70065 Vacation													
70070 Sick Leave													
46130 Salaries-Office													
70149 Corp OH Allocation													
46100 Management Fee													
52200 Office Supplies													
56105 Employee Relocation													
56210 Office Supply and Equip													
Customer Notifications													
57165 Communications													
57185 Postage													
57345 Security Services													
70185 Postage													
70210 Office Supplies													
70214 Credit Card Fees													
70215 Bank Charges													
70245 Payroll Processing Fee													
70300 Data Processing													
70301 Computer Software													
70302 Computer Supplies													
70320 Credit and Collection													
70336 Coffee Bar													
70345 Security Services													
91002 NSF Fees													
46200 Office & Other Exp													
70235 Legal													

Revenue:	Proforma Total			Total Allocator	Final			Check	Murrey's	Murrey's	Murrey's	Vashon	DMR
	Murrey's	Vashon	DMR		Consolidated	Murrey's	Vashon		DMR	Allocator	Regulated	Non-Regulated	Regulated
42315 Contract Labor													
52142 Fuel Expense													
52144 Urea Additive													
52146 Oil and Grease													
55142 Fuel Expense													
55146 Oil and Grease													
56142 Fuel Expense													
42400 Total Fuel and Oil													
41121 Brokerage Cost													
41129 Brokerage Cost IC													
43099 Pass Through Expenses Intercompany													
44161 Cost of Materials - OCC													
44164 Cost of Materials - Aluminum													
47003 Cost of Resale Materials													
50086 Safety & Training													
50087 Drug Screening													
50090 Uniforms													
50335 Miscellaneous													
50349 Allocated Exp In Out - District													
52087 Drug Screening													
52185 Travel													
55090 Uniforms													
55135 Equipment and Maint Repair													
55143 Medical Waste Supplies													
55149 Allocated Exp In Out - District													
56086 Safety & Training													
56090 Drug Screening													
56201 Meals & Entertainment													
57135 Equip Maintenance and Repair													
57175 Equipment Vehicle Rental													
57255 Other Prof Fees - Parking Lot Cleaning													
57257 Engineering Fees													
57324 Penalties													
57335 Miscellaneous													
57353 Monitoring and Maint													
60165 Communications													
60195 Dues and Subscriptions													
60196 Club Dues													
60204 Gifts to Customers													
60255 Other Prof Fees													
70190 Registration Fees													
70324 Penalties and Violations													
42800 Other Collection Exp													
40101 Disposal Landfill, Pass Thru Pass-Through													
40109 Disposal Landfill Intercompany													
40121 Disposal Incineration													
40122 Other Disposal													
43600 Dump Fee and Charges													
40861 Processing Fees MRF													
40869 Processing Fees MRF Intercompany													
43800 Processing Fee													
60010 Salaries													
60030 Bonuses and Commissions													
60095 Empl & Commun Activ													
60185 Postage													
60205 Travel - Auto													
60206 Meals													
60207 Meals with Customers													
60210 Office Supplies and Equip													
44000 Sales													
43002 UTC Fee													
44300 WUTC Fee													
60201 Entertainment													
60225 Advertising & Promotion													
70225 Advertising													
44500 Advertising Exp													
59271 Property and Liability Insurance													
59340 Self Insurance Premium													
59341 ABL - Current Year Claims													
59342 Prior Year Claims													
59401 Insurance claim repairs													
45300 Public Liability													
59343 WC Current Year Claims													
59344 WC Prior Year Claims													
59500 WC Premium													
57370 Bond Exp-WC													
45400 Workmen's Comp													
70010 Salaries													
70020 Wages Regular													
70025 Wages OT													
70035 Safety Bonuses													
70036 Bonuses													
70045 Contract Labor													
70065 Vacation													
70070 Sick Leave													
46130 Salaries-Office													
70149 Corp OH Allocation													
46100 Management Fee													
52200 Office Supplies													
56105 Employee Relocation													
56210 Office Supply and Equip													
Customer Notifications													
57165 Communications													
57185 Postage													
57345 Security Services													
70185 Postage													
70210 Office Supplies													
70214 Credit Card Fees													
70215 Bank Charges													
70245 Payroll Processing Fee													
70300 Data Processing													
70301 Computer Software													
70302 Computer Supplies													
70320 Credit and Collection													
70336 Coffee Bar													
70345 Security Services													
91002 NSF Fees													
46200 Office & Other Exp													
70235 Legal													

Revenue:	2111 IS	2132 IS	2140 IS	Total	Restation Adjustments			Adjusted Total			Proforma Adjustments		
	Murrey's	Vashon	DMR		Murrey's	Vashon	DMR	Murrey's	Vashon	DMR	Murrey's	Vashon	DMR
46300 Legal & Accounting													
52150 Utilities													
57150 Utilities													
70150 Utilities													
46400 Utilities													
52165 Communication													
56165 Communication													
70165 Communication													
70167 Cell Phone													
46410 Communication													
50060 Group Insurance													
52060 Group Insurance													
55060 Group Insurance													
56060 Group Insurance													
60060 Group Insurance													
70060 Group Insurance													
46500 Employee Welfare													
50115 Pension													
52115 Pension													
55115 Pension													
56115 Pension													
60116 Pension													
70116 Pension													
46510 Pension													
70310 Bad Debt Provision													
46700 Bad Debts													
70086 Safety & Training													
70090 WCN Training													
70095 Employee Comm Activity													
70105 Employee Relocation													
70110 Contributions													
70112 Political Contribution													
70148 Alloc Exp in Distr													
70175 Equipment Rental													
70195 Dues & Subscriptions													
70200 Travel													
70201 Entertainment													
70202 Excursion Meetings													
70203 Lodging													
70205 Travel Auto													
70206 Meals													
70216 Outside Storage													
70220 Sponsorships													
70230 External Recruiter Fees													
70231 Recruitment Advertising & Expenses													
70232 Recruitment Travel Expenses													
70240 Accounting Professional Fees													
70255 Other Professional Fees													
70303 Software License Fees													
70330 Equipment/Truck Rodeo													
70335 Miscellaneous													
46900 Other General Expenses													
51260 Depreciation Tls													
54260 Depreciation Cont, DB													
57260 Depreciation Buildings, Transfer Station, Shop, Yard													
70260 Depreciation Office Equipment													
91010 Gain/Loss on Sale of Asset													
91015 Gain/Loss from Real Estate Lease													
50000 Total													
41201 Rebate & Rev Sharing													
52000 Operating Tax & Lic													
43001 Taxes & Pass Thru Fees													
43001.1 Specific taxes and pass thru fees													
52030 State Excise Tax													
51295 Licenses													
57357 Permits													
70357 Permits													
52200 Vehicle Licenses													
52275 Property Tax													
54275 Property Tax													
57275 Property Tax													
70275 Property Tax													
52300 Property Tax													
50050 Payroll Taxes													
52050 Payroll Taxes													
55050 Payroll Taxes													
56050 Payroll Taxes													
60050 Payroll Taxes													
70050 Payroll Taxes													
52400 Payroll Taxes													
57280 Other Taxes													
Other Taxes													
52900 Capitalized Costs													
52901 Costs Awaiting Capitalization													
Capitalized Costs													
52170 Real Estate Rental - Public Recyl Yard													
57170 Real Estate Rental													
57171 Variable Qualifying Lease Expense													
57176 Short Term Equip/Vehicle/Bldg Rental													
57148 Allocated In - District													
53200 Rent-Land, Structures													
70264 Amortization													
Total Expense													
Net Income (Loss)													
Profit Margin													
Average Investment													
Check													

Revenue:	Proforma Total				Total Allocator	Final			Check	Murray's	Murray's	Murray's	Vashon	DMR
	Murray's	Vashon	DMR	Consolidated		Vashon	DMR	DMR		Regulated	Non-Regulated	Regulated	Non-Regulated	
46300 Legal & Accounting														
52150 Utilities														
57150 Utilities														
70150 Utilities														
46400 Utilities														
52165 Communication														
56165 Communication														
70165 Communication														
70167 Cell Phone														
46410 Communication														
50060 Group Insurance														
52060 Group Insurance														
55060 Group Insurance														
56060 Group Insurance														
60060 Group Insurance														
70060 Group Insurance														
46500 Employee Welfare														
50115 Pension														
52115 Pension														
55115 Pension														
56115 Pension														
60116 Pension														
70116 Pension														
46510 Pension														
70310 Bad Debt Provision														
46700 Bad Debts														
70086 Safety & Training														
70090 WCN Training														
70095 Employee Comm Activity														
70105 Employee Relocation														
70110 Contributions														
70112 Political Contribution														
70148 Alloc Exp in Distr														
70175 Equipment Rental														
70195 Dues & Subscriptions														
70200 Travel														
70201 Entertainment														
70202 Excursion Meetings														
70203 Lodging														
70205 Travel Auto														
70206 Meals														
70216 Outside Storage														
70220 Sponsorships														
70230 External Recruiter Fees														
70231 Recruitment Advertising & Expenses														
70232 Recruitment Travel Expenses														
70240 Accounting Professional Fees														
70255 Other Professional Fees														
70303 Software License Fees														
70330 Equipment/Truck Rodeo														
70335 Miscellaneous														
46900 Other General Expenses														
51260 Depreciation Tls														
54260 Depreciation Cont, DB														
57260 Depreciation Buildings, Transfer Station, Shop, Yard														
70260 Depreciation Office Equipment														
91010 Gain/Loss on Sale of Asset														
91015 Gain/Loss from Real Estate Lease														
50000 Total														
41201 Rebate & Rev Sharing														
52000 Operating Tax & Lic														
43001 Taxes & Pass Thru Fees														
43001.1 Specific taxes and pass thru fees														
52030 State Excise Tax														
51295 Licenses														
57357 Permits														
70357 Permits														
52200 Vehicle Licenses														
52275 Property Tax														
54275 Property Tax														
57275 Property Tax														
70275 Property Tax														
52300 Property Tax														
50050 Payroll Taxes														
52050 Payroll Taxes														
55050 Payroll Taxes														
56050 Payroll Taxes														
60050 Payroll Taxes														
70050 Payroll Taxes														
52400 Payroll Taxes														
57280 Other Taxes														
Other Taxes														
52900 Capitalized Costs														
52901 Costs Awaiting Capitalization														
Capitalized Costs														
52170 Real Estate Rental - Public Recyl Yard														
57170 Real Estate Rental														
57171 Variable Qualifying Lease Expense														
57176 Short Term Equip/Vehicle/Bldg Rental														
57148 Allocated In - District														
53200 Rent-Land, Structures														
70264 Amortization														
Total Expense														
Net Income (Loss)														
Profit Margin														
Average Investment														
Check														

Vashon Disposal
Regulated Income Statement by Line of Business
 June 1, 2021 - May 31, 2022

Allocators Abbreviations MSW Recycle Total

Allocators	Abbreviations	MSW	Recycle	Total
Revenue:				
31000	Hauling Revenue - Roll Off Permanent			
31002	Hauling Revenue - Roll Off Rental			
31004	Hauling Revenue - Roll Off Recycling			
31005	Hauling Revenue - Roll Off Disposal Chg			
31009	Hauling Revenue - Roll Off Intercompany			
31010	Hauling Revenue - Roll Off Extras			
31020	Hauling Revenue - Roll Off Special Waste			
32000	Hauling Revenue - Residential MSW			
32100	Hauling Revenue - Residential Recycling			
32102	Hauling Revenue - Residential Recycling			
32110	Hauling Revenue - Residential Composting			
32001	Hauling Revenue - Residential MSW Extras			
33000	Hauling Revenue - Commercial FEL			
33030	Hauling Revenue - Commercial Recycling R			
	MF Garbage			
	MF Recycle			
	Medical Waste			
33002	Hauling Revenue - Commercial FEL Adjustm			
33011	Hauling Revenue - Commercial REL Extras			
33020	Hauling Revenue - Commercial Recycling F			
35510	Proceeds - OCC			
35511	Proceeds - ONP			
35514	Proceeds - Dirty Aluminum			
35515	Proceeds - Glass			
35518	Proceeds - Commingled			
35520	Support - OCC			
35524	Support - Dirty Aluminum			
38000	Service Charge			
38001	P-Card Rebate			
Total				
Expenses:				
57125	Building Supplies			
57147	Repair-Shop, Bldg			
70147	Bldg & Property Maint			
41200 Building & Repair				
52010	Salaries			
52020	Wages-Regular			
52025	Wages-OT			
52035	Safety Bonus			
52036	Other Bonus			
52065	Vacation Pay			
52070	Sick Pay			
41310 Wages Mechanics				
55020	Wages Regular			
55025	Wages-OT			
55035	Safety Bonus			
55036	Other Bonus/Commission - Non-Safety			
55045	Contract Labor			
55065	Vacation Pay			
55070	Sick Pay			
55086	Safety and Training			
41311 Wages Container Mechanics				
52120	Parts & Materials			
52125	Operating Supplies			
52135	Equipment & Maint Rep			
55120	Parts & Materials			
55125	Operating Supplies			
41320 Parts & Materials				
52147	Outside Repair			
55147	Outside Repair			
41330 Outside Repair				
59400	Damage Paid by District			
41340 Accident Repair				
52140	Tires & Tubes			
41600 Tires				
52045	Contract Labor			
52086	Safety & Training			
52090	Uniforms			
52148	Allocated Exp In - District			
52149	Allocated Exp In Out - District			
52175	Rental (copier)			
52181	Freight			
52182	Towing			
52335	Miscellaneous			
55181	Freight			
57254	Drive Cam Fees			
41800 Other Maint				
50010	Salaries-Supervisor			
56010	Salaries-Supervisor			
56025	Wages O.T.			
56035	Safety Bonuses			
56036	Other Bonus			
56045	Contract Labor			
56065	Vacation Pay			
56070	Sick Pay			
42100 Wages-Supervisor				
50020	Wages Regular			
50025	Wages OT			
50035	Safety Bonus			
50036	Other Bonus			
50065	Vacation Pay			
50070	Sick Pay			
42300 Total Driver Wages				
50045	Contract Labor			
42315 Contract Labor				
52142	Fuel Expense			
52144	Urea Additive			

52146 Oil and Grease
55142 Fuel Expense
55146 Oil and Grease
56142 Fuel Expense
42400 Total Fuel and Oil
41121 Brokerage Cost
41129 Brokerage Cost IC
43099 Pass Through Expenses Intercompany
44161 Cost of Materials - OCC
44164 Cost of Materials - Aluminum
47003 Cost of Resale Materials
50086 Safety & Training
50087 Drug Screening
50090 Uniforms
50235 Miscellaneous
50149 Allocated Exp In Out - District
52087 Drug Screening
52185 Travel
55090 Uniforms
55135 Equipment and Maint Repair
55143 Medical Waste Supplies
55149 Allocated Exp In Out - District
56086 Safety & Training
56090 Drug Screening
56201 Meals & Entertainment
57135 Equip Maintenance and Repair
57175 Equipment Vehicle Rental
57255 Other Prof Fees
57257 Engineering Fees
57324 Penalties
57335 Miscellaneous
57353 Monitoring and Maint
60168 Communications
60195 Dues and Subscriptions
60196 Club Dues
60204 Gifts to Customers
60255 Other Prof Fees
70190 Registration Fees
70324 Penalties and Violations
42800 Other Collection Exp
40101 Disposal Landfill, Pass Thru
Pass-Through
40109 Disposal Landfill Intercompany
40121 Disposal Incineration
40122 Other Disposal
43600 Dump Fee and Charges
40861 Processing Fees MRF
40869 Processing Fees MRF Intercompany
43800 Processing Fee
60010 Salaries
60030 Bonuses and Commissions
60095 Empl & Commun Activ
60185 Postage
60205 Travel - Auto
60206 Meals
60207 Meals with Customers
60210 Office Supplies and Equip
44000 Sales
43002 UTC Fee
44300 WUTC Fee
60201 Entertainment
60225 Advertising & Promotion
70225 Advertising
44500 Advertising Exp
59271 Property and Liability Insurance
59340 Self Insurance Premium
59341 A&L - Current Year Claims
59342 Prior Year Claims
59401 Insurance claim repairs
45300 Public Liability
59343 WC Current Year Claims
59344 WC Prior Year Claims
59500 WC Premium
57370 Bond Exp-WC
45400 Workmen's Comp
70010 Salaries
70020 Wages Regular
70025 Wages OT
70035 Safety Bonuses
70036 Bonuses
70045 Contract Labor
70065 Vacation
70070 Sick Leave
46130 Salaries-Office
70149 Corp OH Allocation
46100 Management Fee
52300 Office Supplies
56105 Employee Relocation
56210 Office Supply and Equip
Customer Notifications
57165 Communications
57185 Postage
57345 Security Services
70185 Postage
70210 Office Supplies
70214 Credit Card Fees
70215 Bank Charges
70245 Payroll Processing Fee
70300 Data Processing
70301 Computer Software
70302 Computer Supplies
70320 Credit and Collection
70336 Coffee Bar
70345 Security Services
91002 NSF Fees
46200 Office & Other Exp
70235 Lexal
46300 Legal & Accounting
52150 Utilities
57150 Utilities

70150 Utilities
46400 Utilities
52165 Communication
56165 Communication
70165 Communication
70167 Cell Phone
46410 Communication
50060 Group Insurance
52060 Group Insurance
55060 Group Insurance
56060 Group Insurance
60060 Group Insurance
70060 Group Insurance
46500 Employee Welfare
50115 Pension
52115 Pension
55115 Pension
56115 Pension
60116 Pension
70116 Pension
46510 Pension
70310 Bad Debt Provision
46700 Bad Debts
70086 Safety & Training
70090 WCN Training
70095 Employee Comm Activity
70105 Employee Relocation
70110 Contributions
70112 Political Contribution
70148 Alloc Exp In Distr
70175 Equipment Rental
70195 Dues & Subscriptions
70200 Travel
70201 Entertainment
70202 Excursion Meetings
70203 Lodging
70205 Travel Auto
70206 Meals
70216 Outside Storage
70220 Sponsorships
70230 External Recruiter Fees
70231 Recruitment Advertising & Expenses
70232 Recruitment Travel Expenses
70240 Accounting Professional Fees
70255 Other Professional Fees
70303 Software License Fees
70330 Equipment/Truck Rodeo
70335 Miscellaneous
46900 Other General Expenses
51260 Depreciation Trks
54260 Depreciation Cont, DB
57260 Depreciation Buildings, Transfer Station, Shop, Yar
70350 Depreciation Office Equipment
91010 Gain/Loss on Sale of Asset
91015 Gain/Loss from Real Estate Lease
50000 Total
41201 Rebate & Rev Sharing
52000 Operating Tax & Lic
43001 Taxes & Pass Thru Fees
43001.1 Specific taxes and pass thru fees
52030 State Excise Tax
51295 Licenses
57357 Permits
70357 Permits
52200 Vehicle Licenses
52275 Property Tax
54275 Property Tax
57275 Property Tax
70275 Property Tax
52300 Property Tax
50050 Payroll Taxes
52050 Payroll Taxes
55050 Payroll Taxes
56050 Payroll Taxes
60050 Payroll Taxes
70050 Payroll Taxes
52400 Payroll Taxes
57280 Other Taxes
Other Taxes
52900 Capitalized Costs
52901 Costs Awaiting Capitalization
Capitalized Costs
52170 Real Estate Rental - Public Recv'l Yard
57170 Real Estate Rental
57171 Variable Qualifying Lease Expense
57176 Short Term Equip/Vehicle/Bldg Rental
57148 Allocated In - District
53200 Rent-Land, Structures
70264 Amortization
Total Expenses
Net Income
Profit Margin
Average Investment

American Disposal Co., Inc. G-87
 dba Vashon Disposal
 GRC Effective 4/1/2023

		Increase %'s		
		Garbage	11.77%	
		Resi./MF Recycling	-3.26%	
		Current Tariff Rate	Proposed Increase	New 1/1/2023 Rate
Item 40, Pg 14				
Return Check	Each	28.08	0.00	28.08
Item 52, Pg 15				
Redelivery	Each	15.85	1.87	17.72
Redelivery Washing - Up to 8 Yds	Each	41.75	4.91	46.66
Redelivery Washing - Over 8 Yds	Each	52.32	6.16	58.48
Item 55, Pg 16				
Over size	WG-R	3.11	0.37	3.48
Item 60, Pg 16				
Overtime Charge Per Hour	Each	63.42	7.46	70.88
Minimum Charge	Each	63.42	7.46	70.88
Item 70, Pg 17				
Return Trips				
Can, unit, min-can	Each	2.81	0.33	3.14
Drop Box	Each	60.60	7.13	67.73
Container	Each	5.62	0.66	6.28
Recycling Carts	Each	3.98	(0.13)	3.85
Item 80, Pg 19				
Carry Outs				
Residential 5'-25'	Each	2.43	0.29	2.72
Residential Over 25'	Each	2.43	0.29	2.72
Commercial 5'-25'	Each	0.17	0.02	0.19
Commercial Over 25'	Each	0.17	0.02	0.19
Drive In				
Residential 125'-250'	Each	2.81	0.33	3.14
Residential Private 125'-250'	Each	5.62	0.66	6.28
Residential Over 250'	Each	2.81	0.33	3.14
Commercial 125'-250'	Each	0.67	0.08	0.75
Commercial Private 125'-250'	Each	1.40	0.16	1.56
Commercial Over 250'	Each	0.67	0.08	0.75
Item 90, Pg 20				
Can Carriage - Special Services				
Residential - Stairs or Steps	Each	0.22	0.03	0.25
Residential - Overhead Obstruction <8'	Each	1.12	0.13	1.25
Residential - Sunken or Elevated Cans/Units	Each	1.12	0.13	1.25
Commercial - Stairs or Steps	Each	0.12	0.01	0.13
Commercial - Overhead Obstruction <8'	Each	0.28	0.03	0.31
Commercial - Sunken or Elevated Cans/Units	Each	0.28	0.03	0.31
Item 100, pg 21				
One can	MG	6.36	0.75	7.11
One can	EOWG	15.64	1.84	17.48
Mini can	WG-R	14.24	1.68	15.92
One can	WG-R	20.40	2.40	22.80
Two cans	WG-R	28.70	3.38	32.08
Three cans	WG-R	39.11	4.60	43.71
Four cans	WG-R	48.98	5.76	54.74
EOW Recycling with Garbage	EOWR-G	14.57	(0.47)	14.10
Recycling w/o Garbage	EOWR-NC	16.07	(0.52)	15.55
Item 100, pg 22				
Extra Units	Each	4.44	0.52	4.96
On Call	Each	6.46	0.76	7.22
Item 150, pg 28				
Bulky	Each	16.89	1.99	18.88
Loose material	Each	16.89	1.99	18.88
Additional	Each	16.89	1.99	18.88
Additional	Each	16.89	1.99	18.88
Minimum	Each	18.84	2.22	21.06
Minimum	Each	18.84	2.22	21.06
Carry out Charge	Each	2.24	0.26	2.50
Item 160, pg 29				
Non-Packer Hourly Rate				
Truck & Driver	Each	79.28	9.33	88.61
Each Extra Person	Each	37.00	4.35	41.35
Minimum Charge	Each	158.56	18.66	177.22

		Current Tariff Rate	Proposed Increase	New 1/1/2023 Rate
Item 205, pg 31				
Roll Out - Containers	Each	5.62	0.66	6.28
Roll Out - Automated Carts/Toters	Each	5.28	0.62	5.90
Item 207, pg 32				
Overfilled	Each	20.35	2.40	22.75
Item 210, pg 33				
Washing Per Yard	Each	3.37	0.40	3.77
Washing Minimum	Each	10.11	1.19	11.30
Steam Cleaning Per Yard	Each	3.93	0.46	4.39
Steam Cleaning Minimum	Each	19.65	2.31	21.96
Sanitizing Per Yard	Each	3.37	0.40	3.77
Sanitizing Minimum	Each	10.11	1.19	11.30
Pickup/Redelivery <8'	Each	39.31	4.63	43.94
Pickup/Redelivery <>8'	Each	51.52	6.06	57.58
Item 230, pg 34				
Garbage	Ton	168.68	0.00	168.68
Item 240, pg 35				
First/Additional				
1 yard	Each	21.20	2.50	23.70
1.5 yard	Each	27.17	3.20	30.37
2 yard	Each	37.50	4.41	41.91
Temporary Service				
1 yard	Each	23.32	2.74	26.06
1.5 yard	Each	29.28	3.45	32.73
2 yard	Each	39.61	4.66	44.27
Initial Delivery	Each	28.08	3.31	31.39
Unlocking/Unlatching	Each	1.12	0.13	1.25
Item 245, pg 36				
1 32 gal can (grouped)	Each	3.88	0.46	4.34
Special pickups, p/can	Each	6.75	0.79	7.54
Monthly minimum	M	16.81	1.98	18.79
Occasional extra	Each	4.36	0.51	4.87
Item 255, pg 38 3:1 compaction				
2 yard	Each	99.66	11.73	111.39
Item 255, pg 38 5:1 compaction				
2 yard	Each	154.89	18.23	173.12
Disconnect/Reconnect	Each	4.52	0.53	5.05
Unlocking/Unlatching	Each	1.12	0.13	1.25
Item 260, pg 39				
Permanent Services				
Monthly Rent	M	24.17	2.84	27.01
First Pickup	M	121.20	14.27	135.47
Each Additional Pickup	M	121.20	14.27	135.47
Temporary Service				
Monthly Rent	M	120.92	14.23	135.15
Initial Delivery	Each	81.81	9.63	91.44
Each Pickup	Each	121.20	14.27	135.47
Mileage	Each	3.04	0.36	3.40
Tarping	Each	30.29	3.57	33.86
Unlocking/Unlatching	Each	1.12	0.13	1.25
Tandem Axel	Each	18.67	2.20	20.87
Item 275, pg 42				
Each Scheduled Pickup -20 Yards	M	145.43	17.12	162.55
Each Scheduled Pickup -25 Yards	M	151.50	17.83	169.33
Each Scheduled Pickup -30 Yards	M	157.54	18.54	176.08
Each Special Pickup -20 Yards	M	145.43	17.12	162.55
Each Special Pickup -25 Yards	M	151.50	17.83	169.33
Each Special Pickup -30 Yards	M	157.54	18.54	176.08
Mileage	Each	3.04	0.36	3.40
Tarping	Each	30.29	3.57	33.86
Unlocking/Unlatching	Each	1.12	0.13	1.25
Tandem Axel	Each	18.67	2.20	20.87

Vashon
Revenue Price Out by Service Level and Line of Business
June 2021 - May 2022

Service Code	Service Code Description	Rates as of 09/01/2020	Rates as of 01/01/2022	Total	Average	Count	Container Counts																																																																																																																																																																																																																																																																																																																																																																																																																																																																																																																																																																																																																																												
							Current Tariff Rate	Tariff Increase	Annual Increase	New Tariff Rate	Proposed Annual Revenue																																																																																																																																																																																																																																																																																																																																																																																																																																																																																																																																																																																																																																								
RESIDENTIAL SERVICES							<table border="1"> <thead> <tr> <th>Increase Per LG</th> <th>Plug to Balance</th> <th>Total % Change</th> <th>Price Out Increase</th> <th>LG Increase</th> <th>Difference</th> </tr> </thead> <tbody> <tr> <td>11.42%</td> <td>0.35%</td> <td>11.77%</td> <td>126,748</td> <td>121,842</td> <td>4,906.75</td> </tr> <tr> <td>-3.66%</td> <td>0.40%</td> <td>-3.26%</td> <td>(8,364)</td> <td>(9,095)</td> <td>731.40</td> </tr> </tbody> </table>					Increase Per LG	Plug to Balance	Total % Change	Price Out Increase	LG Increase	Difference	11.42%	0.35%	11.77%	126,748	121,842	4,906.75	-3.66%	0.40%	-3.26%	(8,364)	(9,095)	731.40																																																																																																																																																																																																																																																																																																																																																																																																																																																																																																																																																																																																																						
Increase Per LG	Plug to Balance	Total % Change	Price Out Increase	LG Increase	Difference																																																																																																																																																																																																																																																																																																																																																																																																																																																																																																																																																																																																																																														
11.42%	0.35%	11.77%	126,748	121,842	4,906.75																																																																																																																																																																																																																																																																																																																																																																																																																																																																																																																																																																																																																																														
-3.66%	0.40%	-3.26%	(8,364)	(9,095)	731.40																																																																																																																																																																																																																																																																																																																																																																																																																																																																																																																																																																																																																																														
RESIDENTIAL GARBAGE							<table border="1"> <thead> <tr> <th>Current Tariff Rate</th> <th>Tariff Increase</th> <th>Annual Increase</th> <th>New Tariff Rate</th> <th>Proposed Annual Revenue</th> </tr> </thead> <tbody> <tr> <td>14.24</td> <td>1.68</td> <td>3,717.79</td> <td>15.92</td> <td>33,816.95</td> </tr> <tr> <td>14.24</td> <td>1.68</td> <td>3,717.79</td> <td>15.92</td> <td>33,816.95</td> </tr> <tr> <td>15.64</td> <td>1.84</td> <td>6,734.78</td> <td>17.48</td> <td>61,845.23</td> </tr> <tr> <td>6.36</td> <td>0.75</td> <td>1,118.58</td> <td>7.11</td> <td>10,229.97</td> </tr> <tr> <td>6.46</td> <td>0.76</td> <td>1,129.22</td> <td>7.22</td> <td>110.25</td> </tr> <tr> <td>20.4</td> <td>2.40</td> <td>43,939.16</td> <td>22.80</td> <td>396,216.64</td> </tr> <tr> <td>28.7</td> <td>3.38</td> <td>12,030.20</td> <td>32.08</td> <td>108,088.58</td> </tr> <tr> <td>39.11</td> <td>4.80</td> <td>792.26</td> <td>43.71</td> <td>7,067.26</td> </tr> <tr> <td>48.98</td> <td>5.76</td> <td>344.48</td> <td>54.74</td> <td>3,066.92</td> </tr> <tr> <td>2.43</td> <td>0.29</td> <td>14.59</td> <td>2.72</td> <td>138.52</td> </tr> <tr> <td>5.62</td> <td>0.66</td> <td>77.06</td> <td>6.28</td> <td>731.79</td> </tr> <tr> <td>2.81</td> <td>0.33</td> <td>44.57</td> <td>3.14</td> <td>423.23</td> </tr> <tr> <td>2.81</td> <td>0.33</td> <td>205.88</td> <td>3.14</td> <td>1,955.09</td> </tr> <tr> <td>2.81</td> <td>0.33</td> <td>32.25</td> <td>3.14</td> <td>306.22</td> </tr> <tr> <td>-</td> <td>-</td> <td>-</td> <td>-</td> <td>(221.40)</td> </tr> <tr> <td>1.12</td> <td>0.13</td> <td>5.95</td> <td>1.25</td> <td>56.49</td> </tr> <tr> <td>3.11</td> <td>0.37</td> <td>1,055.63</td> <td>3.48</td> <td>9,267.75</td> </tr> <tr> <td>3.11</td> <td>0.37</td> <td>(3.99)</td> <td>3.48</td> <td>(34.57)</td> </tr> <tr> <td>3.11</td> <td>0.37</td> <td>1,339.48</td> <td>3.48</td> <td>11,717.23</td> </tr> <tr> <td>2.43</td> <td>0.29</td> <td>97.70</td> <td>2.72</td> <td>927.81</td> </tr> <tr> <td>15.85</td> <td>1.87</td> <td>199.61</td> <td>17.72</td> <td>1,895.56</td> </tr> <tr> <td>4.44</td> <td>0.52</td> <td>5,108.83</td> <td>4.96</td> <td>45,869.73</td> </tr> <tr> <td>2.81</td> <td>0.33</td> <td>14.88</td> <td>3.14</td> <td>141.33</td> </tr> <tr> <td>3.98</td> <td>0.47</td> <td>3.28</td> <td>4.45</td> <td>31.14</td> </tr> <tr> <td>-</td> <td>-</td> <td>-</td> <td>-</td> <td>-</td> </tr> <tr> <td>-</td> <td>-</td> <td>-</td> <td>-</td> <td>-</td> </tr> <tr> <td colspan="5">TOTAL RESIDENTIAL GARBAGE</td> <td>616,735</td> <td>2,456</td> <td>Recycling</td> <td>76,882.33</td> <td>693,617.54</td> <td>12.47%</td> </tr> <tr> <td colspan="7">RESIDENTIAL RECYCLING</td> <td colspan="5"> <table border="1"> <thead> <tr> <th>Current Tariff Rate</th> <th>Tariff Increase</th> <th>Annual Increase</th> <th>New Tariff Rate</th> <th>Proposed Annual Revenue</th> </tr> </thead> <tbody> <tr> <td>16.07</td> <td>(0.52)</td> <td>(101.45)</td> <td>15.55</td> <td>3,014.86</td> </tr> <tr> <td>14.57</td> <td>(0.47)</td> <td>(8,257.70)</td> <td>14.10</td> <td>245,405.40</td> </tr> <tr> <td>2.81</td> <td>(0.09)</td> <td>(1.83)</td> <td>2.72</td> <td>54.37</td> </tr> <tr> <td>2.43</td> <td>(0.08)</td> <td>(2.81)</td> <td>2.35</td> <td>83.65</td> </tr> <tr> <td>-</td> <td>-</td> <td>-</td> <td>-</td> <td>-</td> </tr> <tr> <td>-</td> <td>-</td> <td>-</td> <td>-</td> <td>-</td> </tr> <tr> <td colspan="5">TOTAL RESIDENTIAL RECYCLING</td> <td>256,925</td> <td>1,467</td> <td>1,467</td> <td>248,561.28</td> <td>-3.26%</td> </tr> <tr> <td colspan="7">RESIDENTIAL YARD WASTE</td> <td colspan="5"> <table border="1"> <thead> <tr> <th>Current Tariff Rate</th> <th>Tariff Increase</th> <th>Annual Increase</th> <th>New Tariff Rate</th> <th>Proposed Annual Revenue</th> </tr> </thead> <tbody> <tr> <td>-</td> <td>-</td> <td>-</td> <td>-</td> <td>-</td> </tr> <tr> <td>-</td> <td>-</td> <td>-</td> <td>-</td> <td>-</td> </tr> <tr> <td colspan="5">TOTAL RESIDENTIAL YARD WASTE</td> <td>-</td> <td>-</td> <td>-</td> <td>-</td> <td>-</td> </tr> </tbody> </table> </td> </tr> <tr> <td colspan="4">SUBTOTAL RESIDENTIAL</td> <td>873,660</td> <td>3,923</td> <td></td> <td></td> <td></td> <td></td> <td></td> </tr> <tr> <td colspan="7">COMMERCIAL SERVICES</td> <td colspan="5"> <table border="1"> <thead> <tr> <th>Increase Per LG</th> <th>Plug to Balance</th> <th>Total % Change</th> <th>Price Out Increase</th> <th>LG Increase</th> <th>Difference</th> </tr> </thead> <tbody> <tr> <td>11.42%</td> <td>0.35%</td> <td>11.77%</td> <td>126,748</td> <td>121,842</td> <td>4,906.75</td> </tr> <tr> <td>-3.66%</td> <td>0.40%</td> <td>-3.26%</td> <td>(8,364)</td> <td>(9,095)</td> <td>731.40</td> </tr> </tbody> </table> </td> </tr> <tr> <td colspan="7">COMMERCIAL GARBAGE</td> <td colspan="5"> <table border="1"> <thead> <tr> <th>Current Tariff Rate</th> <th>Tariff Increase</th> <th>Annual Increase</th> <th>New Tariff Rate</th> <th>Proposed Annual Revenue</th> </tr> </thead> <tbody> <tr> <td>16.81</td> <td>1.98</td> <td>35.61</td> <td>18.79</td> <td>319.71</td> </tr> <tr> <td>16.81</td> <td>1.98</td> <td>63.28</td> <td>18.79</td> <td>569.39</td> </tr> <tr> <td>33.60</td> <td>3.95</td> <td>105.78</td> <td>37.56</td> <td>950.87</td> </tr> <tr> <td>50.40</td> <td>5.93</td> <td>213.54</td> <td>56.33</td> <td>1,922.25</td> </tr> <tr> <td>67.20</td> <td>7.91</td> <td>233.32</td> <td>75.11</td> <td>2,095.14</td> </tr> <tr> <td>84.00</td> <td>9.89</td> <td>40.43</td> <td>93.89</td> <td>453.18</td> </tr> <tr> <td>91.80</td> <td>10.80</td> <td>6,417.77</td> <td>102.60</td> <td>57,382.54</td> </tr> <tr> <td>42.29</td> <td>44.05</td> <td>24,645</td> <td>48</td> <td>27,745.00</td> </tr> <tr> <td>21.61</td> <td>22.42</td> <td>151</td> <td>1</td> <td>170.48</td> </tr> <tr> <td>107.12</td> <td>112.10</td> <td>20,423</td> <td>16</td> <td>23,015.74</td> </tr> <tr> <td>214.25</td> <td>224.21</td> <td>5,341</td> <td>2</td> <td>5,906.10</td> </tr> <tr> <td>53.69</td> <td>56.18</td> <td>2,290</td> <td>3</td> <td>2,579.59</td> </tr> <tr> <td>26.85</td> <td>28.00</td> <td>0.33</td> <td>0</td> <td>129.79</td> </tr> <tr> <td>148.74</td> <td>155.19</td> <td>93,867</td> <td>52</td> <td>105,718.46</td> </tr> <tr> <td>297.47</td> <td>310.37</td> <td>98,435</td> <td>27</td> <td>110,862.66</td> </tr> <tr> <td>446.21</td> <td>465.56</td> <td>49,759</td> <td>9</td> <td>56,037.23</td> </tr> <tr> <td>594.94</td> <td>620.75</td> <td>4,313</td> <td>1</td> <td>4,866.75</td> </tr> <tr> <td>74.54</td> <td>77.77</td> <td>15,108</td> <td>17</td> <td>17,011.11</td> </tr> <tr> <td>36.46</td> <td>37.95</td> <td>941</td> <td>2</td> <td>1,057.85</td> </tr> <tr> <td>19.49</td> <td>20.30</td> <td>19</td> <td>0</td> <td>21.93</td> </tr> <tr> <td>19.49</td> <td>20.30</td> <td>201</td> <td>1</td> <td>225.52</td> </tr> <tr> <td>24.74</td> <td>25.89</td> <td>25</td> <td>0</td> <td>27.94</td> </tr> <tr> <td>34.35</td> <td>35.84</td> <td>245</td> <td>1</td> <td>275.82</td> </tr> <tr> <td>0.74</td> <td>0.74</td> <td>32</td> <td>4</td> <td>35.35</td> </tr> <tr> <td>4.08</td> <td>4.21</td> <td>5,542</td> <td>112</td> <td>6,232.11</td> </tr> <tr> <td>15.67</td> <td>16.25</td> <td>48</td> <td>0</td> <td>53.55</td> </tr> <tr> <td>4.85</td> <td>4.85</td> <td>1,133</td> <td>19</td> <td>1,263.99</td> </tr> <tr> <td>24.33</td> <td>24.33</td> <td>292</td> <td>1</td> <td>326.32</td> </tr> <tr> <td>28.08</td> <td>28.08</td> <td>168</td> <td>1</td> <td>188.31</td> </tr> <tr> <td>5.62</td> <td>5.62</td> <td>39</td> <td>1</td> <td>43.97</td> </tr> <tr> <td>2.90</td> <td>2.90</td> <td>45</td> <td>1</td> <td>49.90</td> </tr> <tr> <td>6.06</td> <td>6.06</td> <td>73</td> <td>1</td> <td>81.28</td> </tr> <tr> <td>2.90</td> <td>2.90</td> <td>-</td> <td>-</td> <td>-</td> </tr> <tr> <td>79.28</td> <td>-</td> <td>-</td> <td>-</td> <td>88.61</td> </tr> <tr> <td>-</td> <td>-</td> <td>-</td> <td>-</td> <td>-</td> </tr> <tr> <td>-</td> <td>-</td> <td>-</td> <td>-</td> <td>-</td> </tr> <tr> <td colspan="5">TOTAL COMMERCIAL GARBAGE</td> <td>379,722</td> <td>290</td> <td>Container</td> <td>47,895.51</td> <td>427,617.86</td> <td>12.61%</td> </tr> <tr> <td colspan="7">MULTI-FAMILY GARBAGE</td> <td colspan="5"> <table border="1"> <thead> <tr> <th>Current Tariff Rate</th> <th>Tariff Increase</th> <th>Annual Increase</th> <th>New Tariff Rate</th> <th>Proposed Annual Revenue</th> </tr> </thead> <tbody> <tr> <td>-</td> <td>-</td> <td>-</td> <td>-</td> <td>-</td> </tr> <tr> <td>-</td> <td>-</td> <td>-</td> <td>-</td> <td>-</td> </tr> <tr> <td colspan="5">TOTAL MULTI-FAMILY GARBAGE</td> <td>-</td> <td>-</td> <td>-</td> <td>-</td> <td>-</td> </tr> </tbody> </table> </td> </tr> <tr> <td colspan="7">MULTI-FAMILY RECYCLING</td> <td colspan="5"> <table border="1"> <thead> <tr> <th>Current Tariff Rate</th> <th>Tariff Increase</th> <th>Annual Increase</th> <th>New Tariff Rate</th> <th>Proposed Annual Revenue</th> </tr> </thead> <tbody> <tr> <td>-</td> <td>-</td> <td>-</td> <td>-</td> <td>-</td> </tr> <tr> <td>-</td> <td>-</td> <td>-</td> <td>-</td> <td>-</td> </tr> <tr> <td colspan="5">TOTAL MULTI-FAMILY RECYCLING</td> <td>-</td> <td>-</td> <td>-</td> <td>-</td> <td>-</td> </tr> </tbody> </table> </td> </tr> <tr> <td colspan="4">SUBTOTAL COMMERCIAL</td> <td>379,722</td> <td>290</td> <td></td> <td></td> <td></td> <td></td> <td></td> </tr> <tr> <td colspan="7">DROP BOX SERVICES</td> <td colspan="5"> <table border="1"> <thead> <tr> <th>Current Tariff Rate</th> <th>Tariff Increase</th> <th>Annual Increase</th> <th>New Tariff Rate</th> <th>Proposed Annual Revenue</th> </tr> </thead> <tbody> <tr> <td>121.20</td> <td>14.27</td> <td>28.53</td> <td>135.47</td> <td>270.93</td> </tr> <tr> <td>121.20</td> <td>14.27</td> <td>185.45</td> <td>135.47</td> <td>1,761.05</td> </tr> <tr> <td>121.20</td> <td>14.27</td> <td>121.20</td> <td>135.47</td> <td>1,537.47</td> </tr> <tr> <td>121.20</td> <td>14.27</td> <td>171.18</td> <td>135.47</td> <td>1,625.58</td> </tr> <tr> <td>121.20</td> <td>14.27</td> <td>114.12</td> <td>135.47</td> <td>1,083.72</td> </tr> </tbody> </table> </td> </tr> </tbody> </table> </td></tr></tbody></table></td></tr></tbody></table>					Current Tariff Rate	Tariff Increase	Annual Increase	New Tariff Rate	Proposed Annual Revenue	14.24	1.68	3,717.79	15.92	33,816.95	14.24	1.68	3,717.79	15.92	33,816.95	15.64	1.84	6,734.78	17.48	61,845.23	6.36	0.75	1,118.58	7.11	10,229.97	6.46	0.76	1,129.22	7.22	110.25	20.4	2.40	43,939.16	22.80	396,216.64	28.7	3.38	12,030.20	32.08	108,088.58	39.11	4.80	792.26	43.71	7,067.26	48.98	5.76	344.48	54.74	3,066.92	2.43	0.29	14.59	2.72	138.52	5.62	0.66	77.06	6.28	731.79	2.81	0.33	44.57	3.14	423.23	2.81	0.33	205.88	3.14	1,955.09	2.81	0.33	32.25	3.14	306.22	-	-	-	-	(221.40)	1.12	0.13	5.95	1.25	56.49	3.11	0.37	1,055.63	3.48	9,267.75	3.11	0.37	(3.99)	3.48	(34.57)	3.11	0.37	1,339.48	3.48	11,717.23	2.43	0.29	97.70	2.72	927.81	15.85	1.87	199.61	17.72	1,895.56	4.44	0.52	5,108.83	4.96	45,869.73	2.81	0.33	14.88	3.14	141.33	3.98	0.47	3.28	4.45	31.14	-	-	-	-	-	-	-	-	-	-	TOTAL RESIDENTIAL GARBAGE					616,735	2,456	Recycling	76,882.33	693,617.54	12.47%	RESIDENTIAL RECYCLING							<table border="1"> <thead> <tr> <th>Current Tariff Rate</th> <th>Tariff Increase</th> <th>Annual Increase</th> <th>New Tariff Rate</th> <th>Proposed Annual Revenue</th> </tr> </thead> <tbody> <tr> <td>16.07</td> <td>(0.52)</td> <td>(101.45)</td> <td>15.55</td> <td>3,014.86</td> </tr> <tr> <td>14.57</td> <td>(0.47)</td> <td>(8,257.70)</td> <td>14.10</td> <td>245,405.40</td> </tr> <tr> <td>2.81</td> <td>(0.09)</td> <td>(1.83)</td> <td>2.72</td> <td>54.37</td> </tr> <tr> <td>2.43</td> <td>(0.08)</td> <td>(2.81)</td> <td>2.35</td> <td>83.65</td> </tr> <tr> <td>-</td> <td>-</td> <td>-</td> <td>-</td> <td>-</td> </tr> <tr> <td>-</td> <td>-</td> <td>-</td> <td>-</td> <td>-</td> </tr> <tr> <td colspan="5">TOTAL RESIDENTIAL RECYCLING</td> <td>256,925</td> <td>1,467</td> <td>1,467</td> <td>248,561.28</td> <td>-3.26%</td> </tr> <tr> <td colspan="7">RESIDENTIAL YARD WASTE</td> <td colspan="5"> <table border="1"> <thead> <tr> <th>Current Tariff Rate</th> <th>Tariff Increase</th> <th>Annual Increase</th> <th>New Tariff Rate</th> <th>Proposed Annual Revenue</th> </tr> </thead> <tbody> <tr> <td>-</td> <td>-</td> <td>-</td> <td>-</td> <td>-</td> </tr> <tr> <td>-</td> <td>-</td> <td>-</td> <td>-</td> <td>-</td> </tr> <tr> <td colspan="5">TOTAL RESIDENTIAL YARD WASTE</td> <td>-</td> <td>-</td> <td>-</td> <td>-</td> <td>-</td> </tr> </tbody> </table> </td> </tr> <tr> <td colspan="4">SUBTOTAL RESIDENTIAL</td> <td>873,660</td> <td>3,923</td> <td></td> <td></td> <td></td> <td></td> <td></td> </tr> <tr> <td colspan="7">COMMERCIAL SERVICES</td> <td colspan="5"> <table border="1"> <thead> <tr> <th>Increase Per LG</th> <th>Plug to Balance</th> <th>Total % Change</th> <th>Price Out Increase</th> <th>LG Increase</th> <th>Difference</th> </tr> </thead> <tbody> <tr> <td>11.42%</td> <td>0.35%</td> <td>11.77%</td> <td>126,748</td> <td>121,842</td> <td>4,906.75</td> </tr> <tr> <td>-3.66%</td> <td>0.40%</td> <td>-3.26%</td> <td>(8,364)</td> <td>(9,095)</td> <td>731.40</td> </tr> </tbody> </table> </td> </tr> <tr> <td colspan="7">COMMERCIAL GARBAGE</td> <td colspan="5"> <table border="1"> <thead> <tr> <th>Current Tariff Rate</th> <th>Tariff Increase</th> <th>Annual Increase</th> <th>New Tariff Rate</th> <th>Proposed Annual Revenue</th> </tr> </thead> <tbody> <tr> <td>16.81</td> <td>1.98</td> <td>35.61</td> <td>18.79</td> <td>319.71</td> </tr> <tr> <td>16.81</td> <td>1.98</td> <td>63.28</td> <td>18.79</td> <td>569.39</td> </tr> <tr> <td>33.60</td> <td>3.95</td> <td>105.78</td> <td>37.56</td> <td>950.87</td> </tr> <tr> <td>50.40</td> <td>5.93</td> <td>213.54</td> <td>56.33</td> <td>1,922.25</td> </tr> <tr> <td>67.20</td> <td>7.91</td> <td>233.32</td> <td>75.11</td> <td>2,095.14</td> </tr> <tr> <td>84.00</td> <td>9.89</td> <td>40.43</td> <td>93.89</td> <td>453.18</td> </tr> <tr> <td>91.80</td> <td>10.80</td> <td>6,417.77</td> <td>102.60</td> <td>57,382.54</td> </tr> <tr> <td>42.29</td> <td>44.05</td> <td>24,645</td> <td>48</td> <td>27,745.00</td> </tr> <tr> <td>21.61</td> <td>22.42</td> <td>151</td> <td>1</td> <td>170.48</td> </tr> <tr> <td>107.12</td> <td>112.10</td> <td>20,423</td> <td>16</td> <td>23,015.74</td> </tr> <tr> <td>214.25</td> <td>224.21</td> <td>5,341</td> <td>2</td> <td>5,906.10</td> </tr> <tr> <td>53.69</td> <td>56.18</td> <td>2,290</td> <td>3</td> <td>2,579.59</td> </tr> <tr> <td>26.85</td> <td>28.00</td> <td>0.33</td> <td>0</td> <td>129.79</td> </tr> <tr> <td>148.74</td> <td>155.19</td> <td>93,867</td> <td>52</td> <td>105,718.46</td> </tr> <tr> <td>297.47</td> <td>310.37</td> <td>98,435</td> <td>27</td> <td>110,862.66</td> </tr> <tr> <td>446.21</td> <td>465.56</td> <td>49,759</td> <td>9</td> <td>56,037.23</td> </tr> <tr> <td>594.94</td> <td>620.75</td> <td>4,313</td> <td>1</td> <td>4,866.75</td> </tr> <tr> <td>74.54</td> <td>77.77</td> <td>15,108</td> <td>17</td> <td>17,011.11</td> </tr> <tr> <td>36.46</td> <td>37.95</td> <td>941</td> <td>2</td> <td>1,057.85</td> </tr> <tr> <td>19.49</td> <td>20.30</td> <td>19</td> <td>0</td> <td>21.93</td> </tr> <tr> <td>19.49</td> <td>20.30</td> <td>201</td> <td>1</td> <td>225.52</td> </tr> <tr> <td>24.74</td> <td>25.89</td> <td>25</td> <td>0</td> <td>27.94</td> </tr> <tr> <td>34.35</td> <td>35.84</td> <td>245</td> <td>1</td> <td>275.82</td> </tr> <tr> <td>0.74</td> <td>0.74</td> <td>32</td> <td>4</td> <td>35.35</td> </tr> <tr> <td>4.08</td> <td>4.21</td> <td>5,542</td> <td>112</td> <td>6,232.11</td> </tr> <tr> <td>15.67</td> <td>16.25</td> <td>48</td> <td>0</td> <td>53.55</td> </tr> <tr> <td>4.85</td> <td>4.85</td> <td>1,133</td> <td>19</td> <td>1,263.99</td> </tr> <tr> <td>24.33</td> <td>24.33</td> <td>292</td> <td>1</td> <td>326.32</td> </tr> <tr> <td>28.08</td> <td>28.08</td> <td>168</td> <td>1</td> <td>188.31</td> </tr> <tr> <td>5.62</td> <td>5.62</td> <td>39</td> <td>1</td> <td>43.97</td> </tr> <tr> <td>2.90</td> <td>2.90</td> <td>45</td> <td>1</td> <td>49.90</td> </tr> <tr> <td>6.06</td> <td>6.06</td> <td>73</td> <td>1</td> <td>81.28</td> </tr> <tr> <td>2.90</td> <td>2.90</td> <td>-</td> <td>-</td> <td>-</td> </tr> <tr> <td>79.28</td> <td>-</td> <td>-</td> <td>-</td> <td>88.61</td> </tr> <tr> <td>-</td> <td>-</td> <td>-</td> <td>-</td> <td>-</td> </tr> <tr> <td>-</td> <td>-</td> <td>-</td> <td>-</td> <td>-</td> </tr> <tr> <td colspan="5">TOTAL COMMERCIAL GARBAGE</td> <td>379,722</td> <td>290</td> <td>Container</td> <td>47,895.51</td> <td>427,617.86</td> <td>12.61%</td> </tr> <tr> <td colspan="7">MULTI-FAMILY GARBAGE</td> <td colspan="5"> <table border="1"> <thead> <tr> <th>Current Tariff Rate</th> <th>Tariff Increase</th> <th>Annual Increase</th> <th>New Tariff Rate</th> <th>Proposed Annual Revenue</th> </tr> </thead> <tbody> <tr> <td>-</td> <td>-</td> <td>-</td> <td>-</td> <td>-</td> </tr> <tr> <td>-</td> <td>-</td> <td>-</td> <td>-</td> <td>-</td> </tr> <tr> <td colspan="5">TOTAL MULTI-FAMILY GARBAGE</td> <td>-</td> <td>-</td> <td>-</td> <td>-</td> <td>-</td> </tr> </tbody> </table> </td> </tr> <tr> <td colspan="7">MULTI-FAMILY RECYCLING</td> <td colspan="5"> <table border="1"> <thead> <tr> <th>Current Tariff Rate</th> <th>Tariff Increase</th> <th>Annual Increase</th> <th>New Tariff Rate</th> <th>Proposed Annual Revenue</th> </tr> </thead> <tbody> <tr> <td>-</td> <td>-</td> <td>-</td> <td>-</td> <td>-</td> </tr> <tr> <td>-</td> <td>-</td> <td>-</td> <td>-</td> <td>-</td> </tr> <tr> <td colspan="5">TOTAL MULTI-FAMILY RECYCLING</td> <td>-</td> <td>-</td> <td>-</td> <td>-</td> <td>-</td> </tr> </tbody> </table> </td> </tr> <tr> <td colspan="4">SUBTOTAL COMMERCIAL</td> <td>379,722</td> <td>290</td> <td></td> <td></td> <td></td> <td></td> <td></td> </tr> <tr> <td colspan="7">DROP BOX SERVICES</td> <td colspan="5"> <table border="1"> <thead> <tr> <th>Current Tariff Rate</th> <th>Tariff Increase</th> <th>Annual Increase</th> <th>New Tariff Rate</th> <th>Proposed Annual Revenue</th> </tr> </thead> <tbody> <tr> <td>121.20</td> <td>14.27</td> <td>28.53</td> <td>135.47</td> <td>270.93</td> </tr> <tr> <td>121.20</td> <td>14.27</td> <td>185.45</td> <td>135.47</td> <td>1,761.05</td> </tr> <tr> <td>121.20</td> <td>14.27</td> <td>121.20</td> <td>135.47</td> <td>1,537.47</td> </tr> <tr> <td>121.20</td> <td>14.27</td> <td>171.18</td> <td>135.47</td> <td>1,625.58</td> </tr> <tr> <td>121.20</td> <td>14.27</td> <td>114.12</td> <td>135.47</td> <td>1,083.72</td> </tr> </tbody> </table> </td> </tr> </tbody> </table> </td></tr></tbody></table>					Current Tariff Rate	Tariff Increase	Annual Increase	New Tariff Rate	Proposed Annual Revenue	16.07	(0.52)	(101.45)	15.55	3,014.86	14.57	(0.47)	(8,257.70)	14.10	245,405.40	2.81	(0.09)	(1.83)	2.72	54.37	2.43	(0.08)	(2.81)	2.35	83.65	-	-	-	-	-	-	-	-	-	-	TOTAL RESIDENTIAL RECYCLING					256,925	1,467	1,467	248,561.28	-3.26%	RESIDENTIAL YARD WASTE							<table border="1"> <thead> <tr> <th>Current Tariff Rate</th> <th>Tariff Increase</th> <th>Annual Increase</th> <th>New Tariff Rate</th> <th>Proposed Annual Revenue</th> </tr> </thead> <tbody> <tr> <td>-</td> <td>-</td> <td>-</td> <td>-</td> <td>-</td> </tr> <tr> <td>-</td> <td>-</td> <td>-</td> <td>-</td> <td>-</td> </tr> <tr> <td colspan="5">TOTAL RESIDENTIAL YARD WASTE</td> <td>-</td> <td>-</td> <td>-</td> <td>-</td> <td>-</td> </tr> </tbody> </table>					Current Tariff Rate	Tariff Increase	Annual Increase	New Tariff Rate	Proposed Annual Revenue	-	-	-	-	-	-	-	-	-	-	TOTAL RESIDENTIAL YARD WASTE					-	-	-	-	-	SUBTOTAL RESIDENTIAL				873,660	3,923						COMMERCIAL SERVICES							<table border="1"> <thead> <tr> <th>Increase Per LG</th> <th>Plug to Balance</th> <th>Total % Change</th> <th>Price Out Increase</th> <th>LG Increase</th> <th>Difference</th> </tr> </thead> <tbody> <tr> <td>11.42%</td> <td>0.35%</td> <td>11.77%</td> <td>126,748</td> <td>121,842</td> <td>4,906.75</td> </tr> <tr> <td>-3.66%</td> <td>0.40%</td> <td>-3.26%</td> <td>(8,364)</td> <td>(9,095)</td> <td>731.40</td> </tr> </tbody> </table>					Increase Per LG	Plug to Balance	Total % Change	Price Out Increase	LG Increase	Difference	11.42%	0.35%	11.77%	126,748	121,842	4,906.75	-3.66%	0.40%	-3.26%	(8,364)	(9,095)	731.40	COMMERCIAL GARBAGE							<table border="1"> <thead> <tr> <th>Current Tariff Rate</th> <th>Tariff Increase</th> <th>Annual Increase</th> <th>New Tariff Rate</th> <th>Proposed Annual Revenue</th> </tr> </thead> <tbody> <tr> <td>16.81</td> <td>1.98</td> <td>35.61</td> <td>18.79</td> <td>319.71</td> </tr> <tr> <td>16.81</td> <td>1.98</td> <td>63.28</td> <td>18.79</td> <td>569.39</td> </tr> <tr> <td>33.60</td> <td>3.95</td> <td>105.78</td> <td>37.56</td> <td>950.87</td> </tr> <tr> <td>50.40</td> <td>5.93</td> <td>213.54</td> <td>56.33</td> <td>1,922.25</td> </tr> <tr> <td>67.20</td> <td>7.91</td> <td>233.32</td> <td>75.11</td> <td>2,095.14</td> </tr> <tr> <td>84.00</td> <td>9.89</td> <td>40.43</td> <td>93.89</td> <td>453.18</td> </tr> <tr> <td>91.80</td> <td>10.80</td> <td>6,417.77</td> <td>102.60</td> <td>57,382.54</td> </tr> <tr> <td>42.29</td> <td>44.05</td> <td>24,645</td> <td>48</td> <td>27,745.00</td> </tr> <tr> <td>21.61</td> <td>22.42</td> <td>151</td> <td>1</td> <td>170.48</td> </tr> <tr> <td>107.12</td> <td>112.10</td> <td>20,423</td> <td>16</td> <td>23,015.74</td> </tr> <tr> <td>214.25</td> <td>224.21</td> <td>5,341</td> <td>2</td> <td>5,906.10</td> </tr> <tr> <td>53.69</td> <td>56.18</td> <td>2,290</td> <td>3</td> <td>2,579.59</td> </tr> <tr> <td>26.85</td> <td>28.00</td> <td>0.33</td> <td>0</td> <td>129.79</td> </tr> <tr> <td>148.74</td> <td>155.19</td> <td>93,867</td> <td>52</td> <td>105,718.46</td> </tr> <tr> <td>297.47</td> <td>310.37</td> <td>98,435</td> <td>27</td> <td>110,862.66</td> </tr> <tr> <td>446.21</td> <td>465.56</td> <td>49,759</td> <td>9</td> <td>56,037.23</td> </tr> <tr> <td>594.94</td> <td>620.75</td> <td>4,313</td> <td>1</td> <td>4,866.75</td> </tr> <tr> <td>74.54</td> <td>77.77</td> <td>15,108</td> <td>17</td> <td>17,011.11</td> </tr> <tr> <td>36.46</td> <td>37.95</td> <td>941</td> <td>2</td> <td>1,057.85</td> </tr> <tr> <td>19.49</td> <td>20.30</td> <td>19</td> <td>0</td> <td>21.93</td> </tr> <tr> <td>19.49</td> <td>20.30</td> <td>201</td> <td>1</td> <td>225.52</td> </tr> <tr> <td>24.74</td> <td>25.89</td> <td>25</td> <td>0</td> <td>27.94</td> </tr> <tr> <td>34.35</td> <td>35.84</td> <td>245</td> <td>1</td> <td>275.82</td> </tr> <tr> <td>0.74</td> <td>0.74</td> <td>32</td> <td>4</td> <td>35.35</td> </tr> <tr> <td>4.08</td> <td>4.21</td> <td>5,542</td> <td>112</td> <td>6,232.11</td> </tr> <tr> <td>15.67</td> <td>16.25</td> <td>48</td> <td>0</td> <td>53.55</td> </tr> <tr> <td>4.85</td> <td>4.85</td> <td>1,133</td> <td>19</td> <td>1,263.99</td> </tr> <tr> <td>24.33</td> <td>24.33</td> <td>292</td> <td>1</td> <td>326.32</td> </tr> <tr> <td>28.08</td> <td>28.08</td> <td>168</td> <td>1</td> <td>188.31</td> </tr> <tr> <td>5.62</td> <td>5.62</td> <td>39</td> <td>1</td> <td>43.97</td> </tr> <tr> <td>2.90</td> <td>2.90</td> <td>45</td> <td>1</td> <td>49.90</td> </tr> <tr> <td>6.06</td> <td>6.06</td> <td>73</td> <td>1</td> <td>81.28</td> </tr> <tr> <td>2.90</td> <td>2.90</td> <td>-</td> <td>-</td> <td>-</td> </tr> <tr> <td>79.28</td> <td>-</td> <td>-</td> <td>-</td> <td>88.61</td> </tr> <tr> <td>-</td> <td>-</td> <td>-</td> <td>-</td> <td>-</td> </tr> <tr> <td>-</td> <td>-</td> <td>-</td> <td>-</td> <td>-</td> </tr> <tr> <td colspan="5">TOTAL COMMERCIAL GARBAGE</td> <td>379,722</td> <td>290</td> <td>Container</td> <td>47,895.51</td> <td>427,617.86</td> <td>12.61%</td> </tr> <tr> <td colspan="7">MULTI-FAMILY GARBAGE</td> <td colspan="5"> <table border="1"> <thead> <tr> <th>Current Tariff Rate</th> <th>Tariff Increase</th> <th>Annual Increase</th> <th>New Tariff Rate</th> <th>Proposed Annual Revenue</th> </tr> </thead> <tbody> <tr> <td>-</td> <td>-</td> <td>-</td> <td>-</td> <td>-</td> </tr> <tr> <td>-</td> <td>-</td> <td>-</td> <td>-</td> <td>-</td> </tr> <tr> <td colspan="5">TOTAL MULTI-FAMILY GARBAGE</td> <td>-</td> <td>-</td> <td>-</td> <td>-</td> <td>-</td> </tr> </tbody> </table> </td> </tr> <tr> <td colspan="7">MULTI-FAMILY RECYCLING</td> <td colspan="5"> <table border="1"> <thead> <tr> <th>Current Tariff Rate</th> <th>Tariff Increase</th> <th>Annual Increase</th> <th>New Tariff Rate</th> <th>Proposed Annual Revenue</th> </tr> </thead> <tbody> <tr> <td>-</td> <td>-</td> <td>-</td> <td>-</td> <td>-</td> </tr> <tr> <td>-</td> <td>-</td> <td>-</td> <td>-</td> <td>-</td> </tr> <tr> <td colspan="5">TOTAL MULTI-FAMILY RECYCLING</td> <td>-</td> <td>-</td> <td>-</td> <td>-</td> <td>-</td> </tr> </tbody> </table> </td> </tr> <tr> <td colspan="4">SUBTOTAL COMMERCIAL</td> <td>379,722</td> <td>290</td> <td></td> <td></td> <td></td> <td></td> <td></td> </tr> <tr> <td colspan="7">DROP BOX SERVICES</td> <td colspan="5"> <table border="1"> <thead> <tr> <th>Current Tariff Rate</th> <th>Tariff Increase</th> <th>Annual Increase</th> <th>New Tariff Rate</th> <th>Proposed Annual Revenue</th> </tr> </thead> <tbody> <tr> <td>121.20</td> <td>14.27</td> <td>28.53</td> <td>135.47</td> <td>270.93</td> </tr> <tr> <td>121.20</td> <td>14.27</td> <td>185.45</td> <td>135.47</td> <td>1,761.05</td> </tr> <tr> <td>121.20</td> <td>14.27</td> <td>121.20</td> <td>135.47</td> <td>1,537.47</td> </tr> <tr> <td>121.20</td> <td>14.27</td> <td>171.18</td> <td>135.47</td> <td>1,625.58</td> </tr> <tr> <td>121.20</td> <td>14.27</td> <td>114.12</td> <td>135.47</td> <td>1,083.72</td> </tr> </tbody> </table> </td> </tr> </tbody> </table>					Current Tariff Rate	Tariff Increase	Annual Increase	New Tariff Rate	Proposed Annual Revenue	16.81	1.98	35.61	18.79	319.71	16.81	1.98	63.28	18.79	569.39	33.60	3.95	105.78	37.56	950.87	50.40	5.93	213.54	56.33	1,922.25	67.20	7.91	233.32	75.11	2,095.14	84.00	9.89	40.43	93.89	453.18	91.80	10.80	6,417.77	102.60	57,382.54	42.29	44.05	24,645	48	27,745.00	21.61	22.42	151	1	170.48	107.12	112.10	20,423	16	23,015.74	214.25	224.21	5,341	2	5,906.10	53.69	56.18	2,290	3	2,579.59	26.85	28.00	0.33	0	129.79	148.74	155.19	93,867	52	105,718.46	297.47	310.37	98,435	27	110,862.66	446.21	465.56	49,759	9	56,037.23	594.94	620.75	4,313	1	4,866.75	74.54	77.77	15,108	17	17,011.11	36.46	37.95	941	2	1,057.85	19.49	20.30	19	0	21.93	19.49	20.30	201	1	225.52	24.74	25.89	25	0	27.94	34.35	35.84	245	1	275.82	0.74	0.74	32	4	35.35	4.08	4.21	5,542	112	6,232.11	15.67	16.25	48	0	53.55	4.85	4.85	1,133	19	1,263.99	24.33	24.33	292	1	326.32	28.08	28.08	168	1	188.31	5.62	5.62	39	1	43.97	2.90	2.90	45	1	49.90	6.06	6.06	73	1	81.28	2.90	2.90	-	-	-	79.28	-	-	-	88.61	-	-	-	-	-	-	-	-	-	-	TOTAL COMMERCIAL GARBAGE					379,722	290	Container	47,895.51	427,617.86	12.61%	MULTI-FAMILY GARBAGE							<table border="1"> <thead> <tr> <th>Current Tariff Rate</th> <th>Tariff Increase</th> <th>Annual Increase</th> <th>New Tariff Rate</th> <th>Proposed Annual Revenue</th> </tr> </thead> <tbody> <tr> <td>-</td> <td>-</td> <td>-</td> <td>-</td> <td>-</td> </tr> <tr> <td>-</td> <td>-</td> <td>-</td> <td>-</td> <td>-</td> </tr> <tr> <td colspan="5">TOTAL MULTI-FAMILY GARBAGE</td> <td>-</td> <td>-</td> <td>-</td> <td>-</td> <td>-</td> </tr> </tbody> </table>					Current Tariff Rate	Tariff Increase	Annual Increase	New Tariff Rate	Proposed Annual Revenue	-	-	-	-	-	-	-	-	-	-	TOTAL MULTI-FAMILY GARBAGE					-	-	-	-	-	MULTI-FAMILY RECYCLING							<table border="1"> <thead> <tr> <th>Current Tariff Rate</th> <th>Tariff Increase</th> <th>Annual Increase</th> <th>New Tariff Rate</th> <th>Proposed Annual Revenue</th> </tr> </thead> <tbody> <tr> <td>-</td> <td>-</td> <td>-</td> <td>-</td> <td>-</td> </tr> <tr> <td>-</td> <td>-</td> <td>-</td> <td>-</td> <td>-</td> </tr> <tr> <td colspan="5">TOTAL MULTI-FAMILY RECYCLING</td> <td>-</td> <td>-</td> <td>-</td> <td>-</td> <td>-</td> </tr> </tbody> </table>					Current Tariff Rate	Tariff Increase	Annual Increase	New Tariff Rate	Proposed Annual Revenue	-	-	-	-	-	-	-	-	-	-	TOTAL MULTI-FAMILY RECYCLING					-	-	-	-	-	SUBTOTAL COMMERCIAL				379,722	290						DROP BOX SERVICES							<table border="1"> <thead> <tr> <th>Current Tariff Rate</th> <th>Tariff Increase</th> <th>Annual Increase</th> <th>New Tariff Rate</th> <th>Proposed Annual Revenue</th> </tr> </thead> <tbody> <tr> <td>121.20</td> <td>14.27</td> <td>28.53</td> <td>135.47</td> <td>270.93</td> </tr> <tr> <td>121.20</td> <td>14.27</td> <td>185.45</td> <td>135.47</td> <td>1,761.05</td> </tr> <tr> <td>121.20</td> <td>14.27</td> <td>121.20</td> <td>135.47</td> <td>1,537.47</td> </tr> <tr> <td>121.20</td> <td>14.27</td> <td>171.18</td> <td>135.47</td> <td>1,625.58</td> </tr> <tr> <td>121.20</td> <td>14.27</td> <td>114.12</td> <td>135.47</td> <td>1,083.72</td> </tr> </tbody> </table>					Current Tariff Rate	Tariff Increase	Annual Increase	New Tariff Rate	Proposed Annual Revenue	121.20	14.27	28.53	135.47	270.93	121.20	14.27	185.45	135.47	1,761.05	121.20	14.27	121.20	135.47	1,537.47	121.20	14.27	171.18	135.47	1,625.58	121.20	14.27	114.12	135.47	1,083.72
Current Tariff Rate	Tariff Increase	Annual Increase	New Tariff Rate	Proposed Annual Revenue																																																																																																																																																																																																																																																																																																																																																																																																																																																																																																																																																																																																																																															
14.24	1.68	3,717.79	15.92	33,816.95																																																																																																																																																																																																																																																																																																																																																																																																																																																																																																																																																																																																																																															
14.24	1.68	3,717.79	15.92	33,816.95																																																																																																																																																																																																																																																																																																																																																																																																																																																																																																																																																																																																																																															
15.64	1.84	6,734.78	17.48	61,845.23																																																																																																																																																																																																																																																																																																																																																																																																																																																																																																																																																																																																																																															
6.36	0.75	1,118.58	7.11	10,229.97																																																																																																																																																																																																																																																																																																																																																																																																																																																																																																																																																																																																																																															
6.46	0.76	1,129.22	7.22	110.25																																																																																																																																																																																																																																																																																																																																																																																																																																																																																																																																																																																																																																															
20.4	2.40	43,939.16	22.80	396,216.64																																																																																																																																																																																																																																																																																																																																																																																																																																																																																																																																																																																																																																															
28.7	3.38	12,030.20	32.08	108,088.58																																																																																																																																																																																																																																																																																																																																																																																																																																																																																																																																																																																																																																															
39.11	4.80	792.26	43.71	7,067.26																																																																																																																																																																																																																																																																																																																																																																																																																																																																																																																																																																																																																																															
48.98	5.76	344.48	54.74	3,066.92																																																																																																																																																																																																																																																																																																																																																																																																																																																																																																																																																																																																																																															
2.43	0.29	14.59	2.72	138.52																																																																																																																																																																																																																																																																																																																																																																																																																																																																																																																																																																																																																																															
5.62	0.66	77.06	6.28	731.79																																																																																																																																																																																																																																																																																																																																																																																																																																																																																																																																																																																																																																															
2.81	0.33	44.57	3.14	423.23																																																																																																																																																																																																																																																																																																																																																																																																																																																																																																																																																																																																																																															
2.81	0.33	205.88	3.14	1,955.09																																																																																																																																																																																																																																																																																																																																																																																																																																																																																																																																																																																																																																															
2.81	0.33	32.25	3.14	306.22																																																																																																																																																																																																																																																																																																																																																																																																																																																																																																																																																																																																																																															
-	-	-	-	(221.40)																																																																																																																																																																																																																																																																																																																																																																																																																																																																																																																																																																																																																																															
1.12	0.13	5.95	1.25	56.49																																																																																																																																																																																																																																																																																																																																																																																																																																																																																																																																																																																																																																															
3.11	0.37	1,055.63	3.48	9,267.75																																																																																																																																																																																																																																																																																																																																																																																																																																																																																																																																																																																																																																															
3.11	0.37	(3.99)	3.48	(34.57)																																																																																																																																																																																																																																																																																																																																																																																																																																																																																																																																																																																																																																															
3.11	0.37	1,339.48	3.48	11,717.23																																																																																																																																																																																																																																																																																																																																																																																																																																																																																																																																																																																																																																															
2.43	0.29	97.70	2.72	927.81																																																																																																																																																																																																																																																																																																																																																																																																																																																																																																																																																																																																																																															
15.85	1.87	199.61	17.72	1,895.56																																																																																																																																																																																																																																																																																																																																																																																																																																																																																																																																																																																																																																															
4.44	0.52	5,108.83	4.96	45,869.73																																																																																																																																																																																																																																																																																																																																																																																																																																																																																																																																																																																																																																															
2.81	0.33	14.88	3.14	141.33																																																																																																																																																																																																																																																																																																																																																																																																																																																																																																																																																																																																																																															
3.98	0.47	3.28	4.45	31.14																																																																																																																																																																																																																																																																																																																																																																																																																																																																																																																																																																																																																																															
-	-	-	-	-																																																																																																																																																																																																																																																																																																																																																																																																																																																																																																																																																																																																																																															
-	-	-	-	-																																																																																																																																																																																																																																																																																																																																																																																																																																																																																																																																																																																																																																															
TOTAL RESIDENTIAL GARBAGE					616,735	2,456	Recycling	76,882.33	693,617.54	12.47%																																																																																																																																																																																																																																																																																																																																																																																																																																																																																																																																																																																																																																									
RESIDENTIAL RECYCLING							<table border="1"> <thead> <tr> <th>Current Tariff Rate</th> <th>Tariff Increase</th> <th>Annual Increase</th> <th>New Tariff Rate</th> <th>Proposed Annual Revenue</th> </tr> </thead> <tbody> <tr> <td>16.07</td> <td>(0.52)</td> <td>(101.45)</td> <td>15.55</td> <td>3,014.86</td> </tr> <tr> <td>14.57</td> <td>(0.47)</td> <td>(8,257.70)</td> <td>14.10</td> <td>245,405.40</td> </tr> <tr> <td>2.81</td> <td>(0.09)</td> <td>(1.83)</td> <td>2.72</td> <td>54.37</td> </tr> <tr> <td>2.43</td> <td>(0.08)</td> <td>(2.81)</td> <td>2.35</td> <td>83.65</td> </tr> <tr> <td>-</td> <td>-</td> <td>-</td> <td>-</td> <td>-</td> </tr> <tr> <td>-</td> <td>-</td> <td>-</td> <td>-</td> <td>-</td> </tr> <tr> <td colspan="5">TOTAL RESIDENTIAL RECYCLING</td> <td>256,925</td> <td>1,467</td> <td>1,467</td> <td>248,561.28</td> <td>-3.26%</td> </tr> <tr> <td colspan="7">RESIDENTIAL YARD WASTE</td> <td colspan="5"> <table border="1"> <thead> <tr> <th>Current Tariff Rate</th> <th>Tariff Increase</th> <th>Annual Increase</th> <th>New Tariff Rate</th> <th>Proposed Annual Revenue</th> </tr> </thead> <tbody> <tr> <td>-</td> <td>-</td> <td>-</td> <td>-</td> <td>-</td> </tr> <tr> <td>-</td> <td>-</td> <td>-</td> <td>-</td> <td>-</td> </tr> <tr> <td colspan="5">TOTAL RESIDENTIAL YARD WASTE</td> <td>-</td> <td>-</td> <td>-</td> <td>-</td> <td>-</td> </tr> </tbody> </table> </td> </tr> <tr> <td colspan="4">SUBTOTAL RESIDENTIAL</td> <td>873,660</td> <td>3,923</td> <td></td> <td></td> <td></td> <td></td> <td></td> </tr> <tr> <td colspan="7">COMMERCIAL SERVICES</td> <td colspan="5"> <table border="1"> <thead> <tr> <th>Increase Per LG</th> <th>Plug to Balance</th> <th>Total % Change</th> <th>Price Out Increase</th> <th>LG Increase</th> <th>Difference</th> </tr> </thead> <tbody> <tr> <td>11.42%</td> <td>0.35%</td> <td>11.77%</td> <td>126,748</td> <td>121,842</td> <td>4,906.75</td> </tr> <tr> <td>-3.66%</td> <td>0.40%</td> <td>-3.26%</td> <td>(8,364)</td> <td>(9,095)</td> <td>731.40</td> </tr> </tbody> </table> </td> </tr> <tr> <td colspan="7">COMMERCIAL GARBAGE</td> <td colspan="5"> <table border="1"> <thead> <tr> <th>Current Tariff Rate</th> <th>Tariff Increase</th> <th>Annual Increase</th> <th>New Tariff Rate</th> <th>Proposed Annual Revenue</th> </tr> </thead> <tbody> <tr> <td>16.81</td> <td>1.98</td> <td>35.61</td> <td>18.79</td> <td>319.71</td> </tr> <tr> <td>16.81</td> <td>1.98</td> <td>63.28</td> <td>18.79</td> <td>569.39</td> </tr> <tr> <td>33.60</td> <td>3.95</td> <td>105.78</td> <td>37.56</td> <td>950.87</td> </tr> <tr> <td>50.40</td> <td>5.93</td> <td>213.54</td> <td>56.33</td> <td>1,922.25</td> </tr> <tr> <td>67.20</td> <td>7.91</td> <td>233.32</td> <td>75.11</td> <td>2,095.14</td> </tr> <tr> <td>84.00</td> <td>9.89</td> <td>40.43</td> <td>93.89</td> <td>453.18</td> </tr> <tr> <td>91.80</td> <td>10.80</td> <td>6,417.77</td> <td>102.60</td> <td>57,382.54</td> </tr> <tr> <td>42.29</td> <td>44.05</td> <td>24,645</td> <td>48</td> <td>27,745.00</td> </tr> <tr> <td>21.61</td> <td>22.42</td> <td>151</td> <td>1</td> <td>170.48</td> </tr> <tr> <td>107.12</td> <td>112.10</td> <td>20,423</td> <td>16</td> <td>23,015.74</td> </tr> <tr> <td>214.25</td> <td>224.21</td> <td>5,341</td> <td>2</td> <td>5,906.10</td> </tr> <tr> <td>53.69</td> <td>56.18</td> <td>2,290</td> <td>3</td> <td>2,579.59</td> </tr> <tr> <td>26.85</td> <td>28.00</td> <td>0.33</td> <td>0</td> <td>129.79</td> </tr> <tr> <td>148.74</td> <td>155.19</td> <td>93,867</td> <td>52</td> <td>105,718.46</td> </tr> <tr> <td>297.47</td> <td>310.37</td> <td>98,435</td> <td>27</td> <td>110,862.66</td> </tr> <tr> <td>446.21</td> <td>465.56</td> <td>49,759</td> <td>9</td> <td>56,037.23</td> </tr> <tr> <td>594.94</td> <td>620.75</td> <td>4,313</td> <td>1</td> <td>4,866.75</td> </tr> <tr> <td>74.54</td> <td>77.77</td> <td>15,108</td> <td>17</td> <td>17,011.11</td> </tr> <tr> <td>36.46</td> <td>37.95</td> <td>941</td> <td>2</td> <td>1,057.85</td> </tr> <tr> <td>19.49</td> <td>20.30</td> <td>19</td> <td>0</td> <td>21.93</td> </tr> <tr> <td>19.49</td> <td>20.30</td> <td>201</td> <td>1</td> <td>225.52</td> </tr> <tr> <td>24.74</td> <td>25.89</td> <td>25</td> <td>0</td> <td>27.94</td> </tr> <tr> <td>34.35</td> <td>35.84</td> <td>245</td> <td>1</td> <td>275.82</td> </tr> <tr> <td>0.74</td> <td>0.74</td> <td>32</td> <td>4</td> <td>35.35</td> </tr> <tr> <td>4.08</td> <td>4.21</td> <td>5,542</td> <td>112</td> <td>6,232.11</td> </tr> <tr> <td>15.67</td> <td>16.25</td> <td>48</td> <td>0</td> <td>53.55</td> </tr> <tr> <td>4.85</td> <td>4.85</td> <td>1,133</td> <td>19</td> <td>1,263.99</td> </tr> <tr> <td>24.33</td> <td>24.33</td> <td>292</td> <td>1</td> <td>326.32</td> </tr> <tr> <td>28.08</td> <td>28.08</td> <td>168</td> <td>1</td> <td>188.31</td> </tr> <tr> <td>5.62</td> <td>5.62</td> <td>39</td> <td>1</td> <td>43.97</td> </tr> <tr> <td>2.90</td> <td>2.90</td> <td>45</td> <td>1</td> <td>49.90</td> </tr> <tr> <td>6.06</td> <td>6.06</td> <td>73</td> <td>1</td> <td>81.28</td> </tr> <tr> <td>2.90</td> <td>2.90</td> <td>-</td> <td>-</td> <td>-</td> </tr> <tr> <td>79.28</td> <td>-</td> <td>-</td> <td>-</td> <td>88.61</td> </tr> <tr> <td>-</td> <td>-</td> <td>-</td> <td>-</td> <td>-</td> </tr> <tr> <td>-</td> <td>-</td> <td>-</td> <td>-</td> <td>-</td> </tr> <tr> <td colspan="5">TOTAL COMMERCIAL GARBAGE</td> <td>379,722</td> <td>290</td> <td>Container</td> <td>47,895.51</td> <td>427,617.86</td> <td>12.61%</td> </tr> <tr> <td colspan="7">MULTI-FAMILY GARBAGE</td> <td colspan="5"> <table border="1"> <thead> <tr> <th>Current Tariff Rate</th> <th>Tariff Increase</th> <th>Annual Increase</th> <th>New Tariff Rate</th> <th>Proposed Annual Revenue</th> </tr> </thead> <tbody> <tr> <td>-</td> <td>-</td> <td>-</td> <td>-</td> <td>-</td> </tr> <tr> <td>-</td> <td>-</td> <td>-</td> <td>-</td> <td>-</td> </tr> <tr> <td colspan="5">TOTAL MULTI-FAMILY GARBAGE</td> <td>-</td> <td>-</td> <td>-</td> <td>-</td> <td>-</td> </tr> </tbody> </table> </td> </tr> <tr> <td colspan="7">MULTI-FAMILY RECYCLING</td> <td colspan="5"> <table border="1"> <thead> <tr> <th>Current Tariff Rate</th> <th>Tariff Increase</th> <th>Annual Increase</th> <th>New Tariff Rate</th> <th>Proposed Annual Revenue</th> </tr> </thead> <tbody> <tr> <td>-</td> <td>-</td> <td>-</td> <td>-</td> <td>-</td> </tr> <tr> <td>-</td> <td>-</td> <td>-</td> <td>-</td> <td>-</td> </tr> <tr> <td colspan="5">TOTAL MULTI-FAMILY RECYCLING</td> <td>-</td> <td>-</td> <td>-</td> <td>-</td> <td>-</td> </tr> </tbody> </table> </td> </tr> <tr> <td colspan="4">SUBTOTAL COMMERCIAL</td> <td>379,722</td> <td>290</td> <td></td> <td></td> <td></td> <td></td> <td></td> </tr> <tr> <td colspan="7">DROP BOX SERVICES</td> <td colspan="5"> <table border="1"> <thead> <tr> <th>Current Tariff Rate</th> <th>Tariff Increase</th> <th>Annual Increase</th> <th>New Tariff Rate</th> <th>Proposed Annual Revenue</th> </tr> </thead> <tbody> <tr> <td>121.20</td> <td>14.27</td> <td>28.53</td> <td>135.47</td> <td>270.93</td> </tr> <tr> <td>121.20</td> <td>14.27</td> <td>185.45</td> <td>135.47</td> <td>1,761.05</td> </tr> <tr> <td>121.20</td> <td>14.27</td> <td>121.20</td> <td>135.47</td> <td>1,537.47</td> </tr> <tr> <td>121.20</td> <td>14.27</td> <td>171.18</td> <td>135.47</td> <td>1,625.58</td> </tr> <tr> <td>121.20</td> <td>14.27</td> <td>114.12</td> <td>135.47</td> <td>1,083.72</td> </tr> </tbody> </table> </td> </tr> </tbody> </table> </td></tr></tbody></table>					Current Tariff Rate	Tariff Increase	Annual Increase	New Tariff Rate	Proposed Annual Revenue	16.07	(0.52)	(101.45)	15.55	3,014.86	14.57	(0.47)	(8,257.70)	14.10	245,405.40	2.81	(0.09)	(1.83)	2.72	54.37	2.43	(0.08)	(2.81)	2.35	83.65	-	-	-	-	-	-	-	-	-	-	TOTAL RESIDENTIAL RECYCLING					256,925	1,467	1,467	248,561.28	-3.26%	RESIDENTIAL YARD WASTE							<table border="1"> <thead> <tr> <th>Current Tariff Rate</th> <th>Tariff Increase</th> <th>Annual Increase</th> <th>New Tariff Rate</th> <th>Proposed Annual Revenue</th> </tr> </thead> <tbody> <tr> <td>-</td> <td>-</td> <td>-</td> <td>-</td> <td>-</td> </tr> <tr> <td>-</td> <td>-</td> <td>-</td> <td>-</td> <td>-</td> </tr> <tr> <td colspan="5">TOTAL RESIDENTIAL YARD WASTE</td> <td>-</td> <td>-</td> <td>-</td> <td>-</td> <td>-</td> </tr> </tbody> </table>					Current Tariff Rate	Tariff Increase	Annual Increase	New Tariff Rate	Proposed Annual Revenue	-	-	-	-	-	-	-	-	-	-	TOTAL RESIDENTIAL YARD WASTE					-	-	-	-	-	SUBTOTAL RESIDENTIAL				873,660	3,923						COMMERCIAL SERVICES							<table border="1"> <thead> <tr> <th>Increase Per LG</th> <th>Plug to Balance</th> <th>Total % Change</th> <th>Price Out Increase</th> <th>LG Increase</th> <th>Difference</th> </tr> </thead> <tbody> <tr> <td>11.42%</td> <td>0.35%</td> <td>11.77%</td> <td>126,748</td> <td>121,842</td> <td>4,906.75</td> </tr> <tr> <td>-3.66%</td> <td>0.40%</td> <td>-3.26%</td> <td>(8,364)</td> <td>(9,095)</td> <td>731.40</td> </tr> </tbody> </table>					Increase Per LG	Plug to Balance	Total % Change	Price Out Increase	LG Increase	Difference	11.42%	0.35%	11.77%	126,748	121,842	4,906.75	-3.66%	0.40%	-3.26%	(8,364)	(9,095)	731.40	COMMERCIAL GARBAGE							<table border="1"> <thead> <tr> <th>Current Tariff Rate</th> <th>Tariff Increase</th> <th>Annual Increase</th> <th>New Tariff Rate</th> <th>Proposed Annual Revenue</th> </tr> </thead> <tbody> <tr> <td>16.81</td> <td>1.98</td> <td>35.61</td> <td>18.79</td> <td>319.71</td> </tr> <tr> <td>16.81</td> <td>1.98</td> <td>63.28</td> <td>18.79</td> <td>569.39</td> </tr> <tr> <td>33.60</td> <td>3.95</td> <td>105.78</td> <td>37.56</td> <td>950.87</td> </tr> <tr> <td>50.40</td> <td>5.93</td> <td>213.54</td> <td>56.33</td> <td>1,922.25</td> </tr> <tr> <td>67.20</td> <td>7.91</td> <td>233.32</td> <td>75.11</td> <td>2,095.14</td> </tr> <tr> <td>84.00</td> <td>9.89</td> <td>40.43</td> <td>93.89</td> <td>453.18</td> </tr> <tr> <td>91.80</td> <td>10.80</td> <td>6,417.77</td> <td>102.60</td> <td>57,382.54</td> </tr> <tr> <td>42.29</td> <td>44.05</td> <td>24,645</td> <td>48</td> <td>27,745.00</td> </tr> <tr> <td>21.61</td> <td>22.42</td> <td>151</td> <td>1</td> <td>170.48</td> </tr> <tr> <td>107.12</td> <td>112.10</td> <td>20,423</td> <td>16</td> <td>23,015.74</td> </tr> <tr> <td>214.25</td> <td>224.21</td> <td>5,341</td> <td>2</td> <td>5,906.10</td> </tr> <tr> <td>53.69</td> <td>56.18</td> <td>2,290</td> <td>3</td> <td>2,579.59</td> </tr> <tr> <td>26.85</td> <td>28.00</td> <td>0.33</td> <td>0</td> <td>129.79</td> </tr> <tr> <td>148.74</td> <td>155.19</td> <td>93,867</td> <td>52</td> <td>105,718.46</td> </tr> <tr> <td>297.47</td> <td>310.37</td> <td>98,435</td> <td>27</td> <td>110,862.66</td> </tr> <tr> <td>446.21</td> <td>465.56</td> <td>49,759</td> <td>9</td> <td>56,037.23</td> </tr> <tr> <td>594.94</td> <td>620.75</td> <td>4,313</td> <td>1</td> <td>4,866.75</td> </tr> <tr> <td>74.54</td> <td>77.77</td> <td>15,108</td> <td>17</td> <td>17,011.11</td> </tr> <tr> <td>36.46</td> <td>37.95</td> <td>941</td> <td>2</td> <td>1,057.85</td> </tr> <tr> <td>19.49</td> <td>20.30</td> <td>19</td> <td>0</td> <td>21.93</td> </tr> <tr> <td>19.49</td> <td>20.30</td> <td>201</td> <td>1</td> <td>225.52</td> </tr> <tr> <td>24.74</td> <td>25.89</td> <td>25</td> <td>0</td> <td>27.94</td> </tr> <tr> <td>34.35</td> <td>35.84</td> <td>245</td> <td>1</td> <td>275.82</td> </tr> <tr> <td>0.74</td> <td>0.74</td> <td>32</td> <td>4</td> <td>35.35</td> </tr> <tr> <td>4.08</td> <td>4.21</td> <td>5,542</td> <td>112</td> <td>6,232.11</td> </tr> <tr> <td>15.67</td> <td>16.25</td> <td>48</td> <td>0</td> <td>53.55</td> </tr> <tr> <td>4.85</td> <td>4.85</td> <td>1,133</td> <td>19</td> <td>1,263.99</td> </tr> <tr> <td>24.33</td> <td>24.33</td> <td>292</td> <td>1</td> <td>326.32</td> </tr> <tr> <td>28.08</td> <td>28.08</td> <td>168</td> <td>1</td> <td>188.31</td> </tr> <tr> <td>5.62</td> <td>5.62</td> <td>39</td> <td>1</td> <td>43.97</td> </tr> <tr> <td>2.90</td> <td>2.90</td> <td>45</td> <td>1</td> <td>49.90</td> </tr> <tr> <td>6.06</td> <td>6.06</td> <td>73</td> <td>1</td> <td>81.28</td> </tr> <tr> <td>2.90</td> <td>2.90</td> <td>-</td> <td>-</td> <td>-</td> </tr> <tr> <td>79.28</td> <td>-</td> <td>-</td> <td>-</td> <td>88.61</td> </tr> <tr> <td>-</td> <td>-</td> <td>-</td> <td>-</td> <td>-</td> </tr> <tr> <td>-</td> <td>-</td> <td>-</td> <td>-</td> <td>-</td> </tr> <tr> <td colspan="5">TOTAL COMMERCIAL GARBAGE</td> <td>379,722</td> <td>290</td> <td>Container</td> <td>47,895.51</td> <td>427,617.86</td> <td>12.61%</td> </tr> <tr> <td colspan="7">MULTI-FAMILY GARBAGE</td> <td colspan="5"> <table border="1"> <thead> <tr> <th>Current Tariff Rate</th> <th>Tariff Increase</th> <th>Annual Increase</th> <th>New Tariff Rate</th> <th>Proposed Annual Revenue</th> </tr> </thead> <tbody> <tr> <td>-</td> <td>-</td> <td>-</td> <td>-</td> <td>-</td> </tr> <tr> <td>-</td> <td>-</td> <td>-</td> <td>-</td> <td>-</td> </tr> <tr> <td colspan="5">TOTAL MULTI-FAMILY GARBAGE</td> <td>-</td> <td>-</td> <td>-</td> <td>-</td> <td>-</td> </tr> </tbody> </table> </td> </tr> <tr> <td colspan="7">MULTI-FAMILY RECYCLING</td> <td colspan="5"> <table border="1"> <thead> <tr> <th>Current Tariff Rate</th> <th>Tariff Increase</th> <th>Annual Increase</th> <th>New Tariff Rate</th> <th>Proposed Annual Revenue</th> </tr> </thead> <tbody> <tr> <td>-</td> <td>-</td> <td>-</td> <td>-</td> <td>-</td> </tr> <tr> <td>-</td> <td>-</td> <td>-</td> <td>-</td> <td>-</td> </tr> <tr> <td colspan="5">TOTAL MULTI-FAMILY RECYCLING</td> <td>-</td> <td>-</td> <td>-</td> <td>-</td> <td>-</td> </tr> </tbody> </table> </td> </tr> <tr> <td colspan="4">SUBTOTAL COMMERCIAL</td> <td>379,722</td> <td>290</td> <td></td> <td></td> <td></td> <td></td> <td></td> </tr> <tr> <td colspan="7">DROP BOX SERVICES</td> <td colspan="5"> <table border="1"> <thead> <tr> <th>Current Tariff Rate</th> <th>Tariff Increase</th> <th>Annual Increase</th> <th>New Tariff Rate</th> <th>Proposed Annual Revenue</th> </tr> </thead> <tbody> <tr> <td>121.20</td> <td>14.27</td> <td>28.53</td> <td>135.47</td> <td>270.93</td> </tr> <tr> <td>121.20</td> <td>14.27</td> <td>185.45</td> <td>135.47</td> <td>1,761.05</td> </tr> <tr> <td>121.20</td> <td>14.27</td> <td>121.20</td> <td>135.47</td> <td>1,537.47</td> </tr> <tr> <td>121.20</td> <td>14.27</td> <td>171.18</td> <td>135.47</td> <td>1,625.58</td> </tr> <tr> <td>121.20</td> <td>14.27</td> <td>114.12</td> <td>135.47</td> <td>1,083.72</td> </tr> </tbody> </table> </td> </tr> </tbody> </table>					Current Tariff Rate	Tariff Increase	Annual Increase	New Tariff Rate	Proposed Annual Revenue	16.81	1.98	35.61	18.79	319.71	16.81	1.98	63.28	18.79	569.39	33.60	3.95	105.78	37.56	950.87	50.40	5.93	213.54	56.33	1,922.25	67.20	7.91	233.32	75.11	2,095.14	84.00	9.89	40.43	93.89	453.18	91.80	10.80	6,417.77	102.60	57,382.54	42.29	44.05	24,645	48	27,745.00	21.61	22.42	151	1	170.48	107.12	112.10	20,423	16	23,015.74	214.25	224.21	5,341	2	5,906.10	53.69	56.18	2,290	3	2,579.59	26.85	28.00	0.33	0	129.79	148.74	155.19	93,867	52	105,718.46	297.47	310.37	98,435	27	110,862.66	446.21	465.56	49,759	9	56,037.23	594.94	620.75	4,313	1	4,866.75	74.54	77.77	15,108	17	17,011.11	36.46	37.95	941	2	1,057.85	19.49	20.30	19	0	21.93	19.49	20.30	201	1	225.52	24.74	25.89	25	0	27.94	34.35	35.84	245	1	275.82	0.74	0.74	32	4	35.35	4.08	4.21	5,542	112	6,232.11	15.67	16.25	48	0	53.55	4.85	4.85	1,133	19	1,263.99	24.33	24.33	292	1	326.32	28.08	28.08	168	1	188.31	5.62	5.62	39	1	43.97	2.90	2.90	45	1	49.90	6.06	6.06	73	1	81.28	2.90	2.90	-	-	-	79.28	-	-	-	88.61	-	-	-	-	-	-	-	-	-	-	TOTAL COMMERCIAL GARBAGE					379,722	290	Container	47,895.51	427,617.86	12.61%	MULTI-FAMILY GARBAGE							<table border="1"> <thead> <tr> <th>Current Tariff Rate</th> <th>Tariff Increase</th> <th>Annual Increase</th> <th>New Tariff Rate</th> <th>Proposed Annual Revenue</th> </tr> </thead> <tbody> <tr> <td>-</td> <td>-</td> <td>-</td> <td>-</td> <td>-</td> </tr> <tr> <td>-</td> <td>-</td> <td>-</td> <td>-</td> <td>-</td> </tr> <tr> <td colspan="5">TOTAL MULTI-FAMILY GARBAGE</td> <td>-</td> <td>-</td> <td>-</td> <td>-</td> <td>-</td> </tr> </tbody> </table>					Current Tariff Rate	Tariff Increase	Annual Increase	New Tariff Rate	Proposed Annual Revenue	-	-	-	-	-	-	-	-	-	-	TOTAL MULTI-FAMILY GARBAGE					-	-	-	-	-	MULTI-FAMILY RECYCLING							<table border="1"> <thead> <tr> <th>Current Tariff Rate</th> <th>Tariff Increase</th> <th>Annual Increase</th> <th>New Tariff Rate</th> <th>Proposed Annual Revenue</th> </tr> </thead> <tbody> <tr> <td>-</td> <td>-</td> <td>-</td> <td>-</td> <td>-</td> </tr> <tr> <td>-</td> <td>-</td> <td>-</td> <td>-</td> <td>-</td> </tr> <tr> <td colspan="5">TOTAL MULTI-FAMILY RECYCLING</td> <td>-</td> <td>-</td> <td>-</td> <td>-</td> <td>-</td> </tr> </tbody> </table>					Current Tariff Rate	Tariff Increase	Annual Increase	New Tariff Rate	Proposed Annual Revenue	-	-	-	-	-	-	-	-	-	-	TOTAL MULTI-FAMILY RECYCLING					-	-	-	-	-	SUBTOTAL COMMERCIAL				379,722	290						DROP BOX SERVICES							<table border="1"> <thead> <tr> <th>Current Tariff Rate</th> <th>Tariff Increase</th> <th>Annual Increase</th> <th>New Tariff Rate</th> <th>Proposed Annual Revenue</th> </tr> </thead> <tbody> <tr> <td>121.20</td> <td>14.27</td> <td>28.53</td> <td>135.47</td> <td>270.93</td> </tr> <tr> <td>121.20</td> <td>14.27</td> <td>185.45</td> <td>135.47</td> <td>1,761.05</td> </tr> <tr> <td>121.20</td> <td>14.27</td> <td>121.20</td> <td>135.47</td> <td>1,537.47</td> </tr> <tr> <td>121.20</td> <td>14.27</td> <td>171.18</td> <td>135.47</td> <td>1,625.58</td> </tr> <tr> <td>121.20</td> <td>14.27</td> <td>114.12</td> <td>135.47</td> <td>1,083.72</td> </tr> </tbody> </table>					Current Tariff Rate	Tariff Increase	Annual Increase	New Tariff Rate	Proposed Annual Revenue	121.20	14.27	28.53	135.47	270.93	121.20	14.27	185.45	135.47	1,761.05	121.20	14.27	121.20	135.47	1,537.47	121.20	14.27	171.18	135.47	1,625.58	121.20	14.27	114.12	135.47	1,083.72																																																																																																																																																														
Current Tariff Rate	Tariff Increase	Annual Increase	New Tariff Rate	Proposed Annual Revenue																																																																																																																																																																																																																																																																																																																																																																																																																																																																																																																																																																																																																																															
16.07	(0.52)	(101.45)	15.55	3,014.86																																																																																																																																																																																																																																																																																																																																																																																																																																																																																																																																																																																																																																															
14.57	(0.47)	(8,257.70)	14.10	245,405.40																																																																																																																																																																																																																																																																																																																																																																																																																																																																																																																																																																																																																																															
2.81	(0.09)	(1.83)	2.72	54.37																																																																																																																																																																																																																																																																																																																																																																																																																																																																																																																																																																																																																																															
2.43	(0.08)	(2.81)	2.35	83.65																																																																																																																																																																																																																																																																																																																																																																																																																																																																																																																																																																																																																																															
-	-	-	-	-																																																																																																																																																																																																																																																																																																																																																																																																																																																																																																																																																																																																																																															
-	-	-	-	-																																																																																																																																																																																																																																																																																																																																																																																																																																																																																																																																																																																																																																															
TOTAL RESIDENTIAL RECYCLING					256,925	1,467	1,467	248,561.28	-3.26%																																																																																																																																																																																																																																																																																																																																																																																																																																																																																																																																																																																																																																										
RESIDENTIAL YARD WASTE							<table border="1"> <thead> <tr> <th>Current Tariff Rate</th> <th>Tariff Increase</th> <th>Annual Increase</th> <th>New Tariff Rate</th> <th>Proposed Annual Revenue</th> </tr> </thead> <tbody> <tr> <td>-</td> <td>-</td> <td>-</td> <td>-</td> <td>-</td> </tr> <tr> <td>-</td> <td>-</td> <td>-</td> <td>-</td> <td>-</td> </tr> <tr> <td colspan="5">TOTAL RESIDENTIAL YARD WASTE</td> <td>-</td> <td>-</td> <td>-</td> <td>-</td> <td>-</td> </tr> </tbody> </table>					Current Tariff Rate	Tariff Increase	Annual Increase	New Tariff Rate	Proposed Annual Revenue	-	-	-	-	-	-	-	-	-	-	TOTAL RESIDENTIAL YARD WASTE					-	-	-	-	-																																																																																																																																																																																																																																																																																																																																																																																																																																																																																																																																																																																																															
Current Tariff Rate	Tariff Increase	Annual Increase	New Tariff Rate	Proposed Annual Revenue																																																																																																																																																																																																																																																																																																																																																																																																																																																																																																																																																																																																																																															
-	-	-	-	-																																																																																																																																																																																																																																																																																																																																																																																																																																																																																																																																																																																																																																															
-	-	-	-	-																																																																																																																																																																																																																																																																																																																																																																																																																																																																																																																																																																																																																																															
TOTAL RESIDENTIAL YARD WASTE					-	-	-	-	-																																																																																																																																																																																																																																																																																																																																																																																																																																																																																																																																																																																																																																										
SUBTOTAL RESIDENTIAL				873,660	3,923																																																																																																																																																																																																																																																																																																																																																																																																																																																																																																																																																																																																																																														
COMMERCIAL SERVICES							<table border="1"> <thead> <tr> <th>Increase Per LG</th> <th>Plug to Balance</th> <th>Total % Change</th> <th>Price Out Increase</th> <th>LG Increase</th> <th>Difference</th> </tr> </thead> <tbody> <tr> <td>11.42%</td> <td>0.35%</td> <td>11.77%</td> <td>126,748</td> <td>121,842</td> <td>4,906.75</td> </tr> <tr> <td>-3.66%</td> <td>0.40%</td> <td>-3.26%</td> <td>(8,364)</td> <td>(9,095)</td> <td>731.40</td> </tr> </tbody> </table>					Increase Per LG	Plug to Balance	Total % Change	Price Out Increase	LG Increase	Difference	11.42%	0.35%	11.77%	126,748	121,842	4,906.75	-3.66%	0.40%	-3.26%	(8,364)	(9,095)	731.40																																																																																																																																																																																																																																																																																																																																																																																																																																																																																																																																																																																																																						
Increase Per LG	Plug to Balance	Total % Change	Price Out Increase	LG Increase	Difference																																																																																																																																																																																																																																																																																																																																																																																																																																																																																																																																																																																																																																														
11.42%	0.35%	11.77%	126,748	121,842	4,906.75																																																																																																																																																																																																																																																																																																																																																																																																																																																																																																																																																																																																																																														
-3.66%	0.40%	-3.26%	(8,364)	(9,095)	731.40																																																																																																																																																																																																																																																																																																																																																																																																																																																																																																																																																																																																																																														
COMMERCIAL GARBAGE							<table border="1"> <thead> <tr> <th>Current Tariff Rate</th> <th>Tariff Increase</th> <th>Annual Increase</th> <th>New Tariff Rate</th> <th>Proposed Annual Revenue</th> </tr> </thead> <tbody> <tr> <td>16.81</td> <td>1.98</td> <td>35.61</td> <td>18.79</td> <td>319.71</td> </tr> <tr> <td>16.81</td> <td>1.98</td> <td>63.28</td> <td>18.79</td> <td>569.39</td> </tr> <tr> <td>33.60</td> <td>3.95</td> <td>105.78</td> <td>37.56</td> <td>950.87</td> </tr> <tr> <td>50.40</td> <td>5.93</td> <td>213.54</td> <td>56.33</td> <td>1,922.25</td> </tr> <tr> <td>67.20</td> <td>7.91</td> <td>233.32</td> <td>75.11</td> <td>2,095.14</td> </tr> <tr> <td>84.00</td> <td>9.89</td> <td>40.43</td> <td>93.89</td> <td>453.18</td> </tr> <tr> <td>91.80</td> <td>10.80</td> <td>6,417.77</td> <td>102.60</td> <td>57,382.54</td> </tr> <tr> <td>42.29</td> <td>44.05</td> <td>24,645</td> <td>48</td> <td>27,745.00</td> </tr> <tr> <td>21.61</td> <td>22.42</td> <td>151</td> <td>1</td> <td>170.48</td> </tr> <tr> <td>107.12</td> <td>112.10</td> <td>20,423</td> <td>16</td> <td>23,015.74</td> </tr> <tr> <td>214.25</td> <td>224.21</td> <td>5,341</td> <td>2</td> <td>5,906.10</td> </tr> <tr> <td>53.69</td> <td>56.18</td> <td>2,290</td> <td>3</td> <td>2,579.59</td> </tr> <tr> <td>26.85</td> <td>28.00</td> <td>0.33</td> <td>0</td> <td>129.79</td> </tr> <tr> <td>148.74</td> <td>155.19</td> <td>93,867</td> <td>52</td> <td>105,718.46</td> </tr> <tr> <td>297.47</td> <td>310.37</td> <td>98,435</td> <td>27</td> <td>110,862.66</td> </tr> <tr> <td>446.21</td> <td>465.56</td> <td>49,759</td> <td>9</td> <td>56,037.23</td> </tr> <tr> <td>594.94</td> <td>620.75</td> <td>4,313</td> <td>1</td> <td>4,866.75</td> </tr> <tr> <td>74.54</td> <td>77.77</td> <td>15,108</td> <td>17</td> <td>17,011.11</td> </tr> <tr> <td>36.46</td> <td>37.95</td> <td>941</td> <td>2</td> <td>1,057.85</td> </tr> <tr> <td>19.49</td> <td>20.30</td> <td>19</td> <td>0</td> <td>21.93</td> </tr> <tr> <td>19.49</td> <td>20.30</td> <td>201</td> <td>1</td> <td>225.52</td> </tr> <tr> <td>24.74</td> <td>25.89</td> <td>25</td> <td>0</td> <td>27.94</td> </tr> <tr> <td>34.35</td> <td>35.84</td> <td>245</td> <td>1</td> <td>275.82</td> </tr> <tr> <td>0.74</td> <td>0.74</td> <td>32</td> <td>4</td> <td>35.35</td> </tr> <tr> <td>4.08</td> <td>4.21</td> <td>5,542</td> <td>112</td> <td>6,232.11</td> </tr> <tr> <td>15.67</td> <td>16.25</td> <td>48</td> <td>0</td> <td>53.55</td> </tr> <tr> <td>4.85</td> <td>4.85</td> <td>1,133</td> <td>19</td> <td>1,263.99</td> </tr> <tr> <td>24.33</td> <td>24.33</td> <td>292</td> <td>1</td> <td>326.32</td> </tr> <tr> <td>28.08</td> <td>28.08</td> <td>168</td> <td>1</td> <td>188.31</td> </tr> <tr> <td>5.62</td> <td>5.62</td> <td>39</td> <td>1</td> <td>43.97</td> </tr> <tr> <td>2.90</td> <td>2.90</td> <td>45</td> <td>1</td> <td>49.90</td> </tr> <tr> <td>6.06</td> <td>6.06</td> <td>73</td> <td>1</td> <td>81.28</td> </tr> <tr> <td>2.90</td> <td>2.90</td> <td>-</td> <td>-</td> <td>-</td> </tr> <tr> <td>79.28</td> <td>-</td> <td>-</td> <td>-</td> <td>88.61</td> </tr> <tr> <td>-</td> <td>-</td> <td>-</td> <td>-</td> <td>-</td> </tr> <tr> <td>-</td> <td>-</td> <td>-</td> <td>-</td> <td>-</td> </tr> <tr> <td colspan="5">TOTAL COMMERCIAL GARBAGE</td> <td>379,722</td> <td>290</td> <td>Container</td> <td>47,895.51</td> <td>427,617.86</td> <td>12.61%</td> </tr> <tr> <td colspan="7">MULTI-FAMILY GARBAGE</td> <td colspan="5"> <table border="1"> <thead> <tr> <th>Current Tariff Rate</th> <th>Tariff Increase</th> <th>Annual Increase</th> <th>New Tariff Rate</th> <th>Proposed Annual Revenue</th> </tr> </thead> <tbody> <tr> <td>-</td> <td>-</td> <td>-</td> <td>-</td> <td>-</td> </tr> <tr> <td>-</td> <td>-</td> <td>-</td> <td>-</td> <td>-</td> </tr> <tr> <td colspan="5">TOTAL MULTI-FAMILY GARBAGE</td> <td>-</td> <td>-</td> <td>-</td> <td>-</td> <td>-</td> </tr> </tbody> </table> </td> </tr> <tr> <td colspan="7">MULTI-FAMILY RECYCLING</td> <td colspan="5"> <table border="1"> <thead> <tr> <th>Current Tariff Rate</th> <th>Tariff Increase</th> <th>Annual Increase</th> <th>New Tariff Rate</th> <th>Proposed Annual Revenue</th> </tr> </thead> <tbody> <tr> <td>-</td> <td>-</td> <td>-</td> <td>-</td> <td>-</td> </tr> <tr> <td>-</td> <td>-</td> <td>-</td> <td>-</td> <td>-</td> </tr> <tr> <td colspan="5">TOTAL MULTI-FAMILY RECYCLING</td> <td>-</td> <td>-</td> <td>-</td> <td>-</td> <td>-</td> </tr> </tbody> </table> </td> </tr> <tr> <td colspan="4">SUBTOTAL COMMERCIAL</td> <td>379,722</td> <td>290</td> <td></td> <td></td> <td></td> <td></td> <td></td> </tr> <tr> <td colspan="7">DROP BOX SERVICES</td> <td colspan="5"> <table border="1"> <thead> <tr> <th>Current Tariff Rate</th> <th>Tariff Increase</th> <th>Annual Increase</th> <th>New Tariff Rate</th> <th>Proposed Annual Revenue</th> </tr> </thead> <tbody> <tr> <td>121.20</td> <td>14.27</td> <td>28.53</td> <td>135.47</td> <td>270.93</td> </tr> <tr> <td>121.20</td> <td>14.27</td> <td>185.45</td> <td>135.47</td> <td>1,761.05</td> </tr> <tr> <td>121.20</td> <td>14.27</td> <td>121.20</td> <td>135.47</td> <td>1,537.47</td> </tr> <tr> <td>121.20</td> <td>14.27</td> <td>171.18</td> <td>135.47</td> <td>1,625.58</td> </tr> <tr> <td>121.20</td> <td>14.27</td> <td>114.12</td> <td>135.47</td> <td>1,083.72</td> </tr> </tbody> </table> </td> </tr> </tbody> </table>					Current Tariff Rate	Tariff Increase	Annual Increase	New Tariff Rate	Proposed Annual Revenue	16.81	1.98	35.61	18.79	319.71	16.81	1.98	63.28	18.79	569.39	33.60	3.95	105.78	37.56	950.87	50.40	5.93	213.54	56.33	1,922.25	67.20	7.91	233.32	75.11	2,095.14	84.00	9.89	40.43	93.89	453.18	91.80	10.80	6,417.77	102.60	57,382.54	42.29	44.05	24,645	48	27,745.00	21.61	22.42	151	1	170.48	107.12	112.10	20,423	16	23,015.74	214.25	224.21	5,341	2	5,906.10	53.69	56.18	2,290	3	2,579.59	26.85	28.00	0.33	0	129.79	148.74	155.19	93,867	52	105,718.46	297.47	310.37	98,435	27	110,862.66	446.21	465.56	49,759	9	56,037.23	594.94	620.75	4,313	1	4,866.75	74.54	77.77	15,108	17	17,011.11	36.46	37.95	941	2	1,057.85	19.49	20.30	19	0	21.93	19.49	20.30	201	1	225.52	24.74	25.89	25	0	27.94	34.35	35.84	245	1	275.82	0.74	0.74	32	4	35.35	4.08	4.21	5,542	112	6,232.11	15.67	16.25	48	0	53.55	4.85	4.85	1,133	19	1,263.99	24.33	24.33	292	1	326.32	28.08	28.08	168	1	188.31	5.62	5.62	39	1	43.97	2.90	2.90	45	1	49.90	6.06	6.06	73	1	81.28	2.90	2.90	-	-	-	79.28	-	-	-	88.61	-	-	-	-	-	-	-	-	-	-	TOTAL COMMERCIAL GARBAGE					379,722	290	Container	47,895.51	427,617.86	12.61%	MULTI-FAMILY GARBAGE							<table border="1"> <thead> <tr> <th>Current Tariff Rate</th> <th>Tariff Increase</th> <th>Annual Increase</th> <th>New Tariff Rate</th> <th>Proposed Annual Revenue</th> </tr> </thead> <tbody> <tr> <td>-</td> <td>-</td> <td>-</td> <td>-</td> <td>-</td> </tr> <tr> <td>-</td> <td>-</td> <td>-</td> <td>-</td> <td>-</td> </tr> <tr> <td colspan="5">TOTAL MULTI-FAMILY GARBAGE</td> <td>-</td> <td>-</td> <td>-</td> <td>-</td> <td>-</td> </tr> </tbody> </table>					Current Tariff Rate	Tariff Increase	Annual Increase	New Tariff Rate	Proposed Annual Revenue	-	-	-	-	-	-	-	-	-	-	TOTAL MULTI-FAMILY GARBAGE					-	-	-	-	-	MULTI-FAMILY RECYCLING							<table border="1"> <thead> <tr> <th>Current Tariff Rate</th> <th>Tariff Increase</th> <th>Annual Increase</th> <th>New Tariff Rate</th> <th>Proposed Annual Revenue</th> </tr> </thead> <tbody> <tr> <td>-</td> <td>-</td> <td>-</td> <td>-</td> <td>-</td> </tr> <tr> <td>-</td> <td>-</td> <td>-</td> <td>-</td> <td>-</td> </tr> <tr> <td colspan="5">TOTAL MULTI-FAMILY RECYCLING</td> <td>-</td> <td>-</td> <td>-</td> <td>-</td> <td>-</td> </tr> </tbody> </table>					Current Tariff Rate	Tariff Increase	Annual Increase	New Tariff Rate	Proposed Annual Revenue	-	-	-	-	-	-	-	-	-	-	TOTAL MULTI-FAMILY RECYCLING					-	-	-	-	-	SUBTOTAL COMMERCIAL				379,722	290						DROP BOX SERVICES							<table border="1"> <thead> <tr> <th>Current Tariff Rate</th> <th>Tariff Increase</th> <th>Annual Increase</th> <th>New Tariff Rate</th> <th>Proposed Annual Revenue</th> </tr> </thead> <tbody> <tr> <td>121.20</td> <td>14.27</td> <td>28.53</td> <td>135.47</td> <td>270.93</td> </tr> <tr> <td>121.20</td> <td>14.27</td> <td>185.45</td> <td>135.47</td> <td>1,761.05</td> </tr> <tr> <td>121.20</td> <td>14.27</td> <td>121.20</td> <td>135.47</td> <td>1,537.47</td> </tr> <tr> <td>121.20</td> <td>14.27</td> <td>171.18</td> <td>135.47</td> <td>1,625.58</td> </tr> <tr> <td>121.20</td> <td>14.27</td> <td>114.12</td> <td>135.47</td> <td>1,083.72</td> </tr> </tbody> </table>					Current Tariff Rate	Tariff Increase	Annual Increase	New Tariff Rate	Proposed Annual Revenue	121.20	14.27	28.53	135.47	270.93	121.20	14.27	185.45	135.47	1,761.05	121.20	14.27	121.20	135.47	1,537.47	121.20	14.27	171.18	135.47	1,625.58	121.20	14.27	114.12	135.47	1,083.72																																																																																																																																																																																																																																																																																																					
Current Tariff Rate	Tariff Increase	Annual Increase	New Tariff Rate	Proposed Annual Revenue																																																																																																																																																																																																																																																																																																																																																																																																																																																																																																																																																																																																																																															
16.81	1.98	35.61	18.79	319.71																																																																																																																																																																																																																																																																																																																																																																																																																																																																																																																																																																																																																																															
16.81	1.98	63.28	18.79	569.39																																																																																																																																																																																																																																																																																																																																																																																																																																																																																																																																																																																																																																															
33.60	3.95	105.78	37.56	950.87																																																																																																																																																																																																																																																																																																																																																																																																																																																																																																																																																																																																																																															
50.40	5.93	213.54	56.33	1,922.25																																																																																																																																																																																																																																																																																																																																																																																																																																																																																																																																																																																																																																															
67.20	7.91	233.32	75.11	2,095.14																																																																																																																																																																																																																																																																																																																																																																																																																																																																																																																																																																																																																																															
84.00	9.89	40.43	93.89	453.18																																																																																																																																																																																																																																																																																																																																																																																																																																																																																																																																																																																																																																															
91.80	10.80	6,417.77	102.60	57,382.54																																																																																																																																																																																																																																																																																																																																																																																																																																																																																																																																																																																																																																															
42.29	44.05	24,645	48	27,745.00																																																																																																																																																																																																																																																																																																																																																																																																																																																																																																																																																																																																																																															
21.61	22.42	151	1	170.48																																																																																																																																																																																																																																																																																																																																																																																																																																																																																																																																																																																																																																															
107.12	112.10	20,423	16	23,015.74																																																																																																																																																																																																																																																																																																																																																																																																																																																																																																																																																																																																																																															
214.25	224.21	5,341	2	5,906.10																																																																																																																																																																																																																																																																																																																																																																																																																																																																																																																																																																																																																																															
53.69	56.18	2,290	3	2,579.59																																																																																																																																																																																																																																																																																																																																																																																																																																																																																																																																																																																																																																															
26.85	28.00	0.33	0	129.79																																																																																																																																																																																																																																																																																																																																																																																																																																																																																																																																																																																																																																															
148.74	155.19	93,867	52	105,718.46																																																																																																																																																																																																																																																																																																																																																																																																																																																																																																																																																																																																																																															
297.47	310.37	98,435	27	110,862.66																																																																																																																																																																																																																																																																																																																																																																																																																																																																																																																																																																																																																																															
446.21	465.56	49,759	9	56,037.23																																																																																																																																																																																																																																																																																																																																																																																																																																																																																																																																																																																																																																															
594.94	620.75	4,313	1	4,866.75																																																																																																																																																																																																																																																																																																																																																																																																																																																																																																																																																																																																																																															
74.54	77.77	15,108	17	17,011.11																																																																																																																																																																																																																																																																																																																																																																																																																																																																																																																																																																																																																																															
36.46	37.95	941	2	1,057.85																																																																																																																																																																																																																																																																																																																																																																																																																																																																																																																																																																																																																																															
19.49	20.30	19	0	21.93																																																																																																																																																																																																																																																																																																																																																																																																																																																																																																																																																																																																																																															
19.49	20.30	201	1	225.52																																																																																																																																																																																																																																																																																																																																																																																																																																																																																																																																																																																																																																															
24.74	25.89	25	0	27.94																																																																																																																																																																																																																																																																																																																																																																																																																																																																																																																																																																																																																																															
34.35	35.84	245	1	275.82																																																																																																																																																																																																																																																																																																																																																																																																																																																																																																																																																																																																																																															
0.74	0.74	32	4	35.35																																																																																																																																																																																																																																																																																																																																																																																																																																																																																																																																																																																																																																															
4.08	4.21	5,542	112	6,232.11																																																																																																																																																																																																																																																																																																																																																																																																																																																																																																																																																																																																																																															
15.67	16.25	48	0	53.55																																																																																																																																																																																																																																																																																																																																																																																																																																																																																																																																																																																																																																															
4.85	4.85	1,133	19	1,263.99																																																																																																																																																																																																																																																																																																																																																																																																																																																																																																																																																																																																																																															
24.33	24.33	292	1	326.32																																																																																																																																																																																																																																																																																																																																																																																																																																																																																																																																																																																																																																															
28.08	28.08	168	1	188.31																																																																																																																																																																																																																																																																																																																																																																																																																																																																																																																																																																																																																																															
5.62	5.62	39	1	43.97																																																																																																																																																																																																																																																																																																																																																																																																																																																																																																																																																																																																																																															
2.90	2.90	45	1	49.90																																																																																																																																																																																																																																																																																																																																																																																																																																																																																																																																																																																																																																															
6.06	6.06	73	1	81.28																																																																																																																																																																																																																																																																																																																																																																																																																																																																																																																																																																																																																																															
2.90	2.90	-	-	-																																																																																																																																																																																																																																																																																																																																																																																																																																																																																																																																																																																																																																															
79.28	-	-	-	88.61																																																																																																																																																																																																																																																																																																																																																																																																																																																																																																																																																																																																																																															
-	-	-	-	-																																																																																																																																																																																																																																																																																																																																																																																																																																																																																																																																																																																																																																															
-	-	-	-	-																																																																																																																																																																																																																																																																																																																																																																																																																																																																																																																																																																																																																																															
TOTAL COMMERCIAL GARBAGE					379,722	290	Container	47,895.51	427,617.86	12.61%																																																																																																																																																																																																																																																																																																																																																																																																																																																																																																																																																																																																																																									
MULTI-FAMILY GARBAGE							<table border="1"> <thead> <tr> <th>Current Tariff Rate</th> <th>Tariff Increase</th> <th>Annual Increase</th> <th>New Tariff Rate</th> <th>Proposed Annual Revenue</th> </tr> </thead> <tbody> <tr> <td>-</td> <td>-</td> <td>-</td> <td>-</td> <td>-</td> </tr> <tr> <td>-</td> <td>-</td> <td>-</td> <td>-</td> <td>-</td> </tr> <tr> <td colspan="5">TOTAL MULTI-FAMILY GARBAGE</td> <td>-</td> <td>-</td> <td>-</td> <td>-</td> <td>-</td> </tr> </tbody> </table>					Current Tariff Rate	Tariff Increase	Annual Increase	New Tariff Rate	Proposed Annual Revenue	-	-	-	-	-	-	-	-	-	-	TOTAL MULTI-FAMILY GARBAGE					-	-	-	-	-																																																																																																																																																																																																																																																																																																																																																																																																																																																																																																																																																																																																															
Current Tariff Rate	Tariff Increase	Annual Increase	New Tariff Rate	Proposed Annual Revenue																																																																																																																																																																																																																																																																																																																																																																																																																																																																																																																																																																																																																																															
-	-	-	-	-																																																																																																																																																																																																																																																																																																																																																																																																																																																																																																																																																																																																																																															
-	-	-	-	-																																																																																																																																																																																																																																																																																																																																																																																																																																																																																																																																																																																																																																															
TOTAL MULTI-FAMILY GARBAGE					-	-	-	-	-																																																																																																																																																																																																																																																																																																																																																																																																																																																																																																																																																																																																																																										
MULTI-FAMILY RECYCLING							<table border="1"> <thead> <tr> <th>Current Tariff Rate</th> <th>Tariff Increase</th> <th>Annual Increase</th> <th>New Tariff Rate</th> <th>Proposed Annual Revenue</th> </tr> </thead> <tbody> <tr> <td>-</td> <td>-</td> <td>-</td> <td>-</td> <td>-</td> </tr> <tr> <td>-</td> <td>-</td> <td>-</td> <td>-</td> <td>-</td> </tr> <tr> <td colspan="5">TOTAL MULTI-FAMILY RECYCLING</td> <td>-</td> <td>-</td> <td>-</td> <td>-</td> <td>-</td> </tr> </tbody> </table>					Current Tariff Rate	Tariff Increase	Annual Increase	New Tariff Rate	Proposed Annual Revenue	-	-	-	-	-	-	-	-	-	-	TOTAL MULTI-FAMILY RECYCLING					-	-	-	-	-																																																																																																																																																																																																																																																																																																																																																																																																																																																																																																																																																																																																															
Current Tariff Rate	Tariff Increase	Annual Increase	New Tariff Rate	Proposed Annual Revenue																																																																																																																																																																																																																																																																																																																																																																																																																																																																																																																																																																																																																																															
-	-	-	-	-																																																																																																																																																																																																																																																																																																																																																																																																																																																																																																																																																																																																																																															
-	-	-	-	-																																																																																																																																																																																																																																																																																																																																																																																																																																																																																																																																																																																																																																															
TOTAL MULTI-FAMILY RECYCLING					-	-	-	-	-																																																																																																																																																																																																																																																																																																																																																																																																																																																																																																																																																																																																																																										
SUBTOTAL COMMERCIAL				379,722	290																																																																																																																																																																																																																																																																																																																																																																																																																																																																																																																																																																																																																																														
DROP BOX SERVICES							<table border="1"> <thead> <tr> <th>Current Tariff Rate</th> <th>Tariff Increase</th> <th>Annual Increase</th> <th>New Tariff Rate</th> <th>Proposed Annual Revenue</th> </tr> </thead> <tbody> <tr> <td>121.20</td> <td>14.27</td> <td>28.53</td> <td>135.47</td> <td>270.93</td> </tr> <tr> <td>121.20</td> <td>14.27</td> <td>185.45</td> <td>135.47</td> <td>1,761.05</td> </tr> <tr> <td>121.20</td> <td>14.27</td> <td>121.20</td> <td>135.47</td> <td>1,537.47</td> </tr> <tr> <td>121.20</td> <td>14.27</td> <td>171.18</td> <td>135.47</td> <td>1,625.58</td> </tr> <tr> <td>121.20</td> <td>14.27</td> <td>114.12</td> <td>135.47</td> <td>1,083.72</td> </tr> </tbody> </table>					Current Tariff Rate	Tariff Increase	Annual Increase	New Tariff Rate	Proposed Annual Revenue	121.20	14.27	28.53	135.47	270.93	121.20	14.27	185.45	135.47	1,761.05	121.20	14.27	121.20	135.47	1,537.47	121.20	14.27	171.18	135.47	1,625.58	121.20	14.27	114.12	135.47	1,083.72																																																																																																																																																																																																																																																																																																																																																																																																																																																																																																																																																																																																										
Current Tariff Rate	Tariff Increase	Annual Increase	New Tariff Rate	Proposed Annual Revenue																																																																																																																																																																																																																																																																																																																																																																																																																																																																																																																																																																																																																																															
121.20	14.27	28.53	135.47	270.93																																																																																																																																																																																																																																																																																																																																																																																																																																																																																																																																																																																																																																															
121.20	14.27	185.45	135.47	1,761.05																																																																																																																																																																																																																																																																																																																																																																																																																																																																																																																																																																																																																																															
121.20	14.27	121.20	135.47	1,537.47																																																																																																																																																																																																																																																																																																																																																																																																																																																																																																																																																																																																																																															
121.20	14.27	171.18	135.47	1,625.58																																																																																																																																																																																																																																																																																																																																																																																																																																																																																																																																																																																																																																															
121.20	14.27	114.12	135.47	1,083.72																																																																																																																																																																																																																																																																																																																																																																																																																																																																																																																																																																																																																																															

Vashon
Revenue Price Out by Service Level and Line of Business
June 2021 - May 2022

Service Code	Service Code Description	Rates as of 09/01/2020	Rates as of 01/01/2022	Total	Average
ROHAUL30T	30YD ROLL OFF TEMP HAUL	121.20	121.20	4,000	3
RORENT20P	20YD ROLL OFF-TEMP RENT	24.17	24.17	141	0
RORENT20T	20YD ROLL OFF-TEMP RENT	120.92	120.92	1,185	1
RORENT25P	25YD ROLL OFF-TEMP RENT	24.17	24.17	193	1
RORENT25T	25YD ROLL OFF-TEMP RENT	120.92	120.92	1,120	1
RORENT30P	30YD ROLL OFF-TEMP RENT	24.17	24.17	252	1
RORENT30T	30YD ROLL OFF-TEMP RENT	120.92	120.92	2,309	2
ROTA	TANDEM AXLE	18.67	18.67	191	1
RODEL	ROLL OFF-DELIVERY	81.81	81.81	2,700	3
ROMILE	MILEAGE	3.04	3.04	182	5
OT-RO	OVERTIME PERIOD - RO	63.42	63.42	63	0
TIME-RO	ROLL OFF TIME CHARGE	79.28	79.28	40	0
TOTAL DROP BOX HAULS/RENTAL				16,740	5
Recycle					
PASSTHROUGH DISPOSAL	DISPOSAL FEE PER TON	140.82	154.02	27,603	16
TOTAL PASSTHROUGH DISPOSAL				27,603	
SUBTOTAL DROP BOX				44,343	5
MEDICAL WASTE					
TOTAL MEDICAL WASTE					
SUBTOTAL MEDICAL WASTE					
SERVICE CHARGES					
ADJ-SB	SERVICE ADJ-SMALL BALANCE	-	-	2	-
ADUTAX	TAX ADJUSTMENT	-	-	(1)	-
FINCHG	LATE FEE	-	-	1,055	-
NSF FEES	RETURNED CHECK FEE	28.08	28.08	84	0
TOTAL SERVICE CHARGES				1,140	
SUBTOTAL SERVICE CHARGES				1,140	
Grand Total District Operations				1,298,865	4,167

Container Counts

Current Tariff Rate	Tariff Increase	Annual Increase	New Tariff Rate	Proposed Annual Revenue
121.20	14.27	470.75	135.47	4,470.55
24.17	2.84	16.59	27.01	157.58
120.92	14.23	139.47	135.15	1,324.45
24.17	2.84	22.76	27.01	216.12
120.92	14.23	131.78	135.15	1,251.39
24.17	2.84	29.64	27.01	281.46
120.92	14.23	271.83	135.15	2,581.32
18.67	2.20	22.52	20.87	213.82
81.81	9.63	317.76	91.44	3,017.49
3.04	0.36	21.47	3.40	203.87
63.42	7.46	7.46	70.88	70.88
79.28	9.33	4.67	88.61	44.31
-	-	-	-	-
-	-	-	-	-
TOTAL				18,705.79

	Increase Per LG	Plug to Balance	Total % Change	Price Out Increase	LG Increase	Difference
Garbage	11.42%		11.77%	126,748	121,842	4,905.75
Recycling	-3.66%	0.40%	-3.26%	(8,364)	(9,095)	731.40

See below for total revenue requirement calc
See below for total revenue requirement calc

	Revenue Requirement per LG	Difference
Garbage	\$ 1,231,784.45	125.53
Recycling	\$ 248,561.28	139.16

Murrey's Disposal Company, Inc.
 Allocators for Regulated, Non-Regulated and by Line of Business
 Test Year Ended May 31, 2022

Link within this workbook

Line of Business	Murrey's	Vashon	DMR	Total	Murrey's Reg	Murrey's Non-Reg	Total
Customer Counts							
Resi MSW Serviced Customers							
Commercial MSW Serviced Customers							
Multi Family MSW Serviced Customers							
Resi Recycle Serviced Customers							
Multi Family Recycling Serviced Customers							
Commercial Recycling Serviced Customers							
YW Serviced Customers							
Roll off Serviced Customers							
Roll off Recycling Serviced Customers							
Med Waste							
Long Haul							
Total Customer Count							
Less City Billed Customers							
Customers Billed							
Resi MSW Serviced Customers							
Commercial MSW Serviced Customers							
Multi Family MSW Serviced Customers							
Resi Recycle Serviced Customers							
Multi Family Recycling Serviced Customers							
Commercial Recycling Serviced Customers							
YW Serviced Customers							
Roll off Serviced Customers							
Roll off Recycling Serviced Customers							
Med Waste							
Long Haul							
Serviced %							
Billed %							
Recycling Customers							
Regulated Billed Customers							
Murrey's/DMR							
Resi MSW Serviced Customers							
Commercial MSW Serviced Customers							
Multi Family MSW Serviced Customers							
Resi Recycle Serviced Customers							
Multi Family Recycling Serviced Customers							
Commercial Recycling Serviced Customers							
YW Serviced Customers							
Roll off Serviced Customers							
Roll off Recycling Serviced Customers							
Med Waste							
Grand Total							
Driver Hours							
Residential MSW							
Commercial MSW							
Residential/MF Recycle							
Yard Waste							

Murrey's Disposal Company, Inc.
 Allocators for Regulated, Non-Regulated and by Line of Business
 Test Year Ended May 31, 2022

Link within this workbook

Line of Business	Murrey's	Vashon	DMR	Total	Murrey's Reg	Murrey's Non-Reg	Total
Commercial Recycle							
RO Recycling							
LH							
Roll off							
Med Waste							
Container Delivery							
Dispatch							
Transfer Station Yard							
Residential MSW							
Commercial MSW							
Residential/MF Recycle							
Yard Waste							
Commercial Recycle							
RO Recycling							
LH							
Roll off							
Med Waste							
Container Delivery							
Dispatch							
Transfer Station Yard							
Total							
Total Roll Off Hours							
Recycling Hours							
Total Route Hours (except RO)							
Total MSW Packer Hours							
Total Route Hours (except LH)							
DM/Murrey's							
Recycling & YW Hours							
Residential MSW							
Commercial MSW							
Residential/MF Recycle							
Yard Waste							
Commercial Recycle							
RO Recycling							
YW Customers							
Roll off							
Med Waste							
Container Delivery							
Dispatch							
Transfer Station Yard							
Total							
MSW							
Recycling							
Yard Waste							
Med Waste							
Container Depreciation							
Residential MSW							
Recycling Carts							
Recycling Bins							

Murrey's Disposal Company, Inc.
 Allocators for Regulated, Non-Regulated and by Line of Business
 Test Year Ended May 31, 2022

Link within this workbook

Line of Business	Murrey's	Vashon	DMR	Total	Murrey's Reg	Murrey's Non-Reg	Total
Roll-Off							
Roll-Off Recycle							
Commercial - Carts							
Commercial - Containers							
Commercial Recycling - Carts							
Commercial Recycling - Containers							
Multi-Family Recycling - Carts							
Multi-Family Recycling - Containers							
Multi-Family MSW - Carts							
Multi-Family MSW - Containers							
Yard Waste							
Med Waste							
Residential MSW							
Recycling Carts							
Recycling Bins							
Roll-Off							
Roll-Off Recycle							
Commercial - Carts							
Commercial - Containers							
Commercial Recycling - Carts							
Commercial Recycling - Containers							
Multi-Family Recycling - Carts							
Multi-Family Recycling - Containers							
Multi-Family MSW - Carts							
Multi-Family MSW - Containers							
Yard Waste							
DM/Murrey's							
Total Containers							
Containers							
RO							
Garbage Containers							
Garbage Carts							
Recycling Cart							
Total Carts							
RO & Commercial Containers							
Multi-Family							
Total Carts/Containers							
Tons							
Recycling Tons							
MSW Tons							
Allocation by Area							
Recycling							
MSW							
Total Tons							

Line No.	(a)	(b)	(b) + (c)		(e)	(d) + (e)
			Historical	Revenue Change		
1	Operating Revenue	1,363,276	113,019	1,476,295	4,084	1,480,378
2	Operating Expenses	1,357,984		1,357,984	4,084	1,362,068
3	Operating Income	5,292		118,310		\$118,310
4						
5	Interest Expense	8,237		8,237		8,237
6	Income Tax Expense	-	23,115	23,115		23,115
7						
8	Net Income	(2,945)		86,958		86,958
9						
10	Operating Ratio	99.61%		91.99%		92.01%
11						
12	Revenue Requirement					
13	Historical Revenue	1,363,276		Revenue Increase before taxes		113,019
14	Rate Increase	117,103		Rev Sensitive Taxes		4,084
15	Revenue Requirement	1,480,378		Rate Increase		117,103
16		Percent Increase		8.59%		
17						
18	Capital Structure Financing Investment			Financing Cost		
19	Type	Percent	Amount	Cost of Capital	Weighted	Amount
20	Equity	50.77%	289,599	30.03%	15.25%	86,958
21	Debt	49.23%	280,776	2.93%	1.44%	8,237
22	Total	100.00%	570,375		16.69%	95,195
23						
24						
25	Operating Statistics		Before	After		
26			Income Tax	Income Tax		
27	Return on Investment		20.74%	16.69%		
28	Return on Equity		38.01%	30.03%		
29	Operating Ratio		91.99%	92.01%		
30	Profit Margin		8.01%	8.01%		
31	Final turnover		2.60	2.60		
32	Tax Rate		21.00%	21.00%		
33						
34						
35	Revenue Sensitive Taxes Charges					
36			Rate	Taxes		
37	B & O Tax		1.750%	2,227		
38	WUTC Fee		0.510%	649		
39	City Tax		0.000%	-		
40	Bad Debts		0.949%	1,207		
41	Revenue Sensitive		3.209%	4,084		
42						
43	Conversion Factor		88.80%			

Line No.	(a)	(b)	(b) + (c)		(e)	(d) + (e)
			Historical	Revenue Change		
1	Operating Revenue	1,105,429	121,842	1,227,271	4,398	1,231,669
2	Operating Expenses	1,130,005		1,130,005	4,398	1,134,403
3	Operating Income	(24,576)		97,266		\$97,266
4						
5	Interest Expense	6,424		6,424		6,424
6	Income Tax Expense	-	19,077	19,077		19,077
7						
8	Net Income	(31,000)		71,766		71,766
9						
10	Operating Ratio	102.22%		92.07%		92.10%
11						
12	Revenue Requirement					
13		Historical Revenue	1,105,429	Revenue Increase before taxes		121,842
14		Rate Increase	126,240	Rev Sensitive Taxes		4,398
15		Revenue Requirement	1,231,669	Rate Increase		126,240
16			Percent Increase	11.42%		
17						
18	Capital Structure Financing Investment			Financing Cost		
19	Type	Percent	Amount	Cost of Capital	Weighted	Amount
20	Equity	50.77%	225,841	31.78%	16.13%	71,766
21	Debt	49.23%	218,960	2.93%	1.44%	6,424
22	Total	100.00%	444,802		17.58%	78,189
23						
24			Before	After		
25	Operating Statistics		Income Tax	Income Tax		
26						
27	Return on Investment		21.87%	17.58%		
28	Return on Equity		40.22%	31.78%		
29	Operating Ratio		92.07%	92.10%		
30	Profit Margin		7.93%	7.93%		
31	Final turnover		2.77	2.77		
32	Tax Rate		21.00%	21.00%		
33						
34						
35	Revenue Sensitive Taxes Charges					
36			Rate	Taxes		
37	B & O Tax		1.750%	2,399		
38	WUTC Fee		0.510%	699		
39	City Tax		0.000%	-		
40	Bad Debts		0.949%	1,300		
41	Revenue Sensitive		3.209%	4,398		
42						
43	Conversion Factor		88.89%			

Line No.	(a)	(b)	(b) + (c)		(e)	(d) + (e)
			Historical	Revenue Change		
1	Operating Revenue	257,847	(9,095)	248,752	(330)	248,422
2	Operating Expenses	227,980		227,980	(330)	227,650
3	Operating Income	29,868		20,773		\$20,773
4						
5	Interest Expense	1,813		1,813		1,813
6	Income Tax Expense	4,869	(888)	3,981		3,981
7						
8	Net Income	23,185		14,978		14,978
9						
10	Operating Ratio	88.42%		91.65%		91.64%
11						
12	Revenue Requirement					
13		Historical Revenue	257,847	Revenue Increase before taxes		(9,095)
14		Rate Increase	(9,425)	Rev Sensitive Taxes		(330)
15		Revenue Requirement	248,422	Rate Increase		(9,425)
16			Percent Increase	-3.66%		
17						
18	Capital Structure Financing Investment			Financing Cost		
19	Type	Percent	Amount	Cost of Capital	Weighted	Amount
20	Equity	50.77%	63,758	23.49%	11.93%	14,978
21	Debt	49.23%	61,815	2.93%	1.44%	1,813
22	Total	100.00%	125,573		13.37%	16,791
23						
24			Before	After		
25	Operating Statistics		Income Tax	Income Tax		
26						
27	Return on Investment		16.54%	13.37%		
28	Return on Equity		29.74%	23.49%		
29	Operating Ratio		91.65%	91.64%		
30	Profit Margin		8.35%	8.35%		
31	Final turnover		1.98	1.98		
32	Tax Rate		21.00%	21.00%		
33						
34						
35	Revenue Sensitive Taxes Charges					
36			Rate	Taxes		
37	B & O Tax		1.750%	(180)		
38	WUTC Fee		0.510%	(52)		
39	City Tax		0.000%	-		
40	Bad Debts		0.949%	(98)		
41	Revenue Sensitive		3.209%	(330)		
42						
43	Conversion Factor		88.43%			

NOTE: Ctrl+Shift+J to pull data

TEXT IN RED BOX CONFIDENTIAL PER WAC 480-07-160

Date Range:
From: 2021-06
To: 2023-01

Other Criteria
Districts: 2132 Vendor Code:
Accts: 52142 Amount From:
System: Amount To:
Subsystem: Posting: All

Total of Entries: 126,510.48 0.00 *pstd: P = Posted, U = Unposted, S = Staged, C:0 = I/C Unposted, -1 = Hanging out there.
Num of Entries Shown: 87 87 *records limit: #REF!

Full Account	Date	Amount USD	Amount CAD	Nat Currency	Journal Contr	Pstcd*	Journal Descr	User	R/Type	Vendor Code	One Time Ve	Further Descr	Date Doc	Doc Desc	Doc Ctrf Num	Po Ctrf Num	Vendor Order	Ticket Num	Document 2	Document 1	Class Code	Date Entered	Date Posted
--------------	------	------------	------------	--------------	---------------	--------	---------------	------	--------	-------------	-------------	---------------	----------	----------	--------------	-------------	--------------	------------	------------	------------	------------	--------------	-------------

NOTE: Ctrl+Shift+J to pull data

TEXT IN RED BOX CONFIDENTIAL PER WAC 480-07-160

Date Range:
From: 2021-06
To: 2023-01

Other Criteria
Districts: 2132 Vendor Code:
Accts: 52142 Amount From:
System: Amount To:
Subsystem: Posting: All

Total of Entries: 126,510.48 0.00
Num of Entries Shown: 87 87


*pstd: P = Posted, U = Unposted, S = Staged, C:0 = I/C Unposted, -1 = Hanging out there.
*records limit: #REF!

Full Account	Date	Amount USD	Amount CAD	Nat	Journal Contr	Pstd*	Journal Descr	User	R/Type	Vendor Code	One Time Ve	Further Descr	Date Doc	Doc Desc	Doc Ctrf Num	Po Ctrf Num	Vendor Order	Ticket Num	Document 2	Document 1	Class Code	Date Entered	Date Posted
--------------	------	------------	------------	-----	---------------	-------	---------------	------	--------	-------------	-------------	---------------	----------	----------	--------------	-------------	--------------	------------	------------	------------	------------	--------------	-------------

--	--	--	--	--	--	--	--	--	--	--	--	--	--	--	--	--	--	--	--	--	--	--	--

Journal Entry Que
v.4.6

Total of Entries:		Not included in print range																
Num of Entries Shown:																		
Full Account	Amt Net	Date Due	Database	Reversing Flag	Hold Flag	Recurring Flag	Repeating Flag	Type Flag	Posted Flag	Seg1	Seg2	Seg3	Seg4	Staged_RefCode	Staged_DocRef	Staged Year Month	Staged District	VO Number



Journal Entry Que
v.4.6

Total of Entries:
Num of Entries Shown:

Not included in print range

Full Account	Amt Net	Date Due	Database	Reversing Flag	Hold Flag	Recurring Flag	Repeating Flag	Type Flag	Posted Flag	Seg1	Seg2	Seg3	Seg4	Staged_RefCode	Staged_DocRef	Staged Year Month	Staged District	VO Number

Stat Entry - Trend (source in row)

Stat Acct, Desc, or Group: 98425 (Defaults to all)
Districts / Groupings: 2132 (Defaults to your districts if blank)
LOB: (Defaults to all)
Sbst:
Source: Act (Defaults to all)
Show Only Stats with Data: True

12 Mths From: 2022-02 (Required: YYYY-MM Format)

Note: All inputs from this input form are applied at the first of the month.

Stat Acct/Code	Account/Stat Name	Dist	LOB	Sbst	Last Entered	Entered By	Source	2022-02	2022-03	2022-04	2022-05	2022-06	2022-07	2022-08	2022-09	2022-10	2022-11	2022-12	2023-01
98425	Diesel Fuel Volume	2132	000	00	2/6/2023	ruhuang	Act	1,637	1,770	1,679	1,637	1,680	1,609	1,593	1,716	1,606	1,636	1,602	1,634

End of List

Stat Entry - Trend (source in row)

Stat Acct, Desc, or Group: 98425 (Defaults to all)
Districts / Groupings: 2132 (Defaults to your districts if blank)
LOB: (Defaults to all)
Sbst:
Source: Act (Defaults to all)
Show Only Stats with Data: True

12 Mths From: 2021-06 (Required. YYYY-MM Format)

Note: All inputs from this input form are applied at the first of the month.

Stat Acct/Code	Account/Stat Name	Dist	LOB	Sbst	Last Entered	Entered By	Source	2021-06	2021-07	2021-08	2021-09	2021-10	2021-11	2021-12	2022-01	2022-02	2022-03	2022-04	2022-05
98425	Diesel Fuel Volume	2132	000	00	6/7/2022	mdoster	Act	1,752	1,738	1,831	1,707	1,693	1,787	1,508	1,676	1,637	1,770	1,679	1,637

End of List

Vashon

June 1, 2021- May 31, 2022

Disposal Schedule


Adjustment to true-up the test period disposal expense to recognize the new disposal rate of \$168.68/ton effective 1/1/2023. This needs to be done in order to have an accurate 12 month expense base.




Restating Adjustment Details - 9.30.18 General Filing

RS-1

Adjust Income Statement Revenue to Detailed Billing Records






Pro forma Adjustments:





Vashon Disposal
Depreciation Summary
May 31, 2022



41340 Accident Repair
52140 Tires & Tubes
41600 Tires
52045 Contract Labor
52086 Safety & Training
52090 Uniforms
52148 Allocated Exp In - District
52149 Allocated Exp In Out - District
52175 Rental (copier)
52181 Freight
52182 Towing
52335 Miscellaneous
55181 Freight
57254 Drive Cam Fees
41800 Other Maint
50010 Salaries-Supervisor
56010 Salaries-Supervisor
56025 Wages O.T.
56035 Safety Bonuses
56036 Other Bonus
56045 Contract Labor
56065 Vacation Pay
56070 Sick Pay
42100 Wages-Supervisor
50020 Wages Regular
50025 Wages OT
50035 Safety Bonus
50036 Other Bonus
50065 Vacation Pay
50070 Sick Pay
42300 Total Driver Wages
50045 Contract Labor
42315 Contract Labor
52142 Fuel Expense
52144 Urea Additive
52146 Oil and Grease
55142 Fuel Expense
55146 Oil and Grease
56142 Fuel Expense
42400 Total Fuel and Oil
41121 Brokerage Cost
41129 Brokerage Cost IC
43099 Pass Through Expenses Intercompany
44161 Cost of Materials - OCC
44164 Cost of Materials - Aluminum
47003 Cost of Resale Materials
50086 Safety & Training
50087 Drug Screening
50090 Uniforms
50335 Miscellaneous
50149 Allocated Exp In Out - District
52087 Drug Screening
52185 Travel
55090 Uniforms
55135 Equipment and Maint Repair
55143 Medical Waste Supplies
55149 Allocated Exp In Out - District
56086 Safety & Training
56090 Drug Screening
56201 Meals & Entertainment
57135 Equip Maintenance and Repair
57175 Equipment Vehicle Rental
57255 Other Prof Fees
57257 Engineering Fees
57324 Penalties
57335 Miscellaneous
57353 Monitoring and Maint
60165 Communications
60195 Dues and Subscriptions
60196 Club Dues
60204 Gifts to Customers
60255 Other Prof Fees
70190 Registration Fees
70324 Penalties and Violations
42800 Other Collection Exp
40101 Disposal Landfill, Pass Thru

Pass-Through
 40109 Disposal Landfill Intercompany
 40121 Disposal Incineration
 40122 Other Disposal

43600 Dump Fee and Charges

40861 Processing Fees MRF
 40869 Processing Fees MRF Intercompany

43800 Processing Fee

60010 Salaries
 60030 Bonuses and Commissions
 60095 Empl & Commun Activ
 60185 Postage
 60205 Travel - Auto
 60206 Meals
 60207 Meals with Customers
 60210 Office Supplies and Equip

44000 Sales

43002 UTC Fee

44300 WUTC Fee

60201 Entertainment
 60225 Advertising & Promotion
 70225 Advertising

44500 Advertising Exp

59271 Property and Liability Insurance
 59340 Self Insurance Premium
 59341 A&L - Current Year Claims
 59342 Prior Year Claims
 59401 Insurance claim repairs

45300 Public Liability

59343 WC Current Year Claims
 59344 WC Prior Year Claims
 59500 WC Premium
 57370 Bond Exp-WC

45400 Workmen's Comp

70010 Salaries
 70020 Wages Regular
 70025 Wages OT
 70035 Safety Bonuses
 70036 Bonuses
 70045 Contract Labor
 70065 Vacation
 70070 Sick Leave

46130 Salaries-Office

70149 Corp OH Allocation

46100 Management Fee

52200 Office Supplies
 56105 Employee Relocation
 56210 Office Supply and Equip
 Customer Notifications
 57165 Communications
 57185 Postage
 57345 Security Services
 70185 Postage
 70210 Office Supplies
 70214 Credit Card Fees
 70215 Bank Charges
 70245 Payroll Processing Fee
 70300 Data Processing
 70301 Computer Software
 70302 Computer Supplies
 70320 Credit and Collection
 70336 Coffee Bar
 70345 Security Services
 91002 NSF Fees

46200 Office & Other Exp

70235 Legal

46300 Legal & Accounting

52150 Utilities
 57150 Utilities

70150 Utilities

46400 Utilities

52165 Communication
 56165 Communication
 70165 Communication
 70167 Cell Phone

46410 Communication

50060 Group Insurance
 52060 Group Insurance
 55060 Group Insurance
 56060 Group Insurance
 60060 Group Insurance
 70060 Group Insurance

46500 Employee Welfare

50115 Pension
 52115 Pension
 55115 Pension
 56115 Pension
 60116 Pension
 70116 Pension

46510 Pension

70310 Bad Debt Provision

46700 Bad Debts

70086 Safety & Taining
 70090 WCN Training
 70095 Employee Comm Activity
 70105 Employee Relocation
 70110 Contributions
 70112 Political Contribution
 70148 Alloc Exp In Distr
 70175 Equipment Rental
 70195 Dues & Subscriptions
 70200 Travel
 70201 Entertainment
 70202 Excursion Meetings
 70203 Lodging
 70205 Travel Auto
 70206 Meals
 70216 Outside Storage
 70220 Sponsorships
 70230 External Recruiter Fees
 70231 Recruitment Advertising & Expenses
 70232 Recruitment Travel Expenses
 70240 Accounting Professional Fees
 70255 Other Professional Fees
 70303 Software License Fees
 70330 Equipment/Truck Rodeo
 70335 Miscellaneous

46900 Other General Expenses

51260 Depreciation Trks
 54260 Depreciation Cont, DB
 57260 Depreciation Buildings, Transfer Station, Shop, Yard
 70260 Depreciation Office Equipment
 91010 Gain/Loss on Sale of Asset
 91015 Gain/Loss from Real Estate Lease

50000 Total

41201 Rebate & Rev Sharing

52000 Operating Tax & Lic

43001 Taxes & Pass Thru Fees
 43001.1 Specific taxes and pass thru fees

52030 State Excise Tax


51295 Licenses
 57357 Permits
 70357 Permits

52200 Vehicle Licenses

52275 Property Tax
 54275 Property Tax
 57275 Property Tax
 70275 Property Tax

52300 Property Tax

50050 Payroll Taxes
52050 Payroll Taxes
55050 Payroll Taxes
56050 Payroll Taxes
60050 Payroll Taxes
70050 Payroll Taxes
52400 Payroll Taxes
57280 Other Taxes
Other Taxes
52900 Capitalized Costs
52901 Costs Awaiting Capitalization
Capitalized Costs
52170 Real Estate Rental - Public Recyl Yard
57170 Real Estate Rental
57171 Variable Qualifying Lease Expense
57176 Short Term Equip/Vehicle/Bldg Rental
57148 Allocated In - District
53200 Rent-Land, Structures
70264 Amortization
Total Expenses
Net Income
Profit Margin
Average Investment



1,570,438

Depreciation Summary

	Average Investment 5/31/2022
--	---------------------------------

TacomaH Allocations			
Murrey's		Vashon	
Depreciation	Average Investment	Depreciation	Average Investment


Trucks


--	--	--	--


DM Disposal		TacomaH Allocators				Reg/Non-Reg Allocation				Murrey's Allocators		
Depreciation	Average Investment	Allocator	Allocators			Murrey's Depreciation		Murrey's Avg Investment		Allocators		
			Murrey's	Vashon	DM Disposal	Regulated \$	Non-Regulated \$	Regulated \$	Non-Regulated \$	Allocator	Regulated %	Non-Regulated %



LOB Allocation								Murrey's Allocators				
Depreciaton				Average Investment				Allocators				
MSW	Recycle	YW	Med Waste	MSW	Recycle	YW	Med Waste	Allocator	MSW %	Recycle %	YW %	Med Waste %










-
-
-

-
-
-
-




Murreys Disposal
Payroll Summary
June 1, 2021 - May 31, 2022

PAYROLL SUMMARY

DRIVERS+ALL OTHER LABOR

- Residential Garbage Drivers (Reg & Non-Reg)
 - Roll Off Driver
 - Residential Recycling
 - Commercial Recycling
 - Commercial Garbage
 - Delivery Drivers
 - Tractor Drivers
 - Other Drivers
- TSF Operators & Yard Helper
 - Dispatches




	Wages per PR Register	GL Adjustments	Wages per GL	Normalizing Wage Adjustments	Pro forma Raises	Restate Raises	Check to Consolidated IS
--	-----------------------	----------------	--------------	------------------------------	------------------	----------------	--------------------------

DRIVERS

- Residential Garbage Drivers
 - Roll Off Driver
 - Residential Recycling
 - Commercial Recycling
 - Commercial Garbage
 - Delivery Drivers
 - Tractor Drivers
 - Tractor Drivers - DMR
 - Tractor Drivers - Mill Haul
 - Other Drivers
- Transfer Station Operators/Yard Helper
 - Dispatchers/Relief
 - Total Adjustment

Other Wages

- Mechanics
- G&A Hourly
- G&A Salaried
- Supervisor
- Container
- Sales



Murreys
Payroll Schedule
June 1, 2021 - May 31, 2022

Unique formula

Note: Data below is from payroll registers. Links have been broken to the source file to maintain data integrity. Source documents are available upon request.

District #	EE #	Name	Job	Total Proforma Pay	GL Coding	Pro-Forma Raise Adjust	Normalizing Wage Adjustments
Drivers (50020)							
Residential Garbage Drivers							
[Redacted Content]							

7.64% 24.4%

TEXT IN RED BOX CONFIDENTIAL PER WAC 480-07-160

District #	EE #	Name	Job	Total Proforma Pay	GL Coding	Pro-Forma Raise Adjust	Normalizing Wage Adjustments

6.63%

TEXT IN RED BOX CONFIDENTIAL PER WAC 480-07-160

District #	EE #	Name	Job	Total Proforma Pay	GL Coding	Pro-Forma Raise Adjust	Normalizing Wage Adjustments
[Redacted Content]							
						7.84%	
						8.50%	
						7.00%	27.6%

TEXT IN RED BOX CONFIDENTIAL PER WAC 480-07-160

District #	EE #	Name	Job	Total Proforma Pay	GL Coding	Pro-Forma Raise Adjust	Normalizing Wage Adjustments
[Redacted Content]							

8.19%



27.1%

TEXT IN RED BOX CONFIDENTIAL PER WAC 480-07-160

District #	EE #	Name	Job	Total Proforma Pay	GL Coding	Pro-Forma Raise Adjust	Normalizing Wage Adjustments

7.57%

TEXT IN RED BOX CONFIDENTIAL PER WAC 480-07-160

District #	EE #	Name	Job	Total Proforma Pay	GL Coding	Pro-Forma Raise Adjust	Normalizing Wage Adjustments
							Hourly
							Hourly
							Hourly
							Hourly
							Hourly
							Hourly
							Hourly
							Salaried
							Salaried
							Salaried
							Salaried
							Salaried
							Salaried
							Salaried
							Salaried
							Hourly
							Hourly
							Hourly
	Hourly						
	Salaried						
	Hourly						
	Hourly						
	4.2%						
					0.08		
<u>Reconciliation of Payroll Register to General Ledger</u>							
							

TEXT IN RED BOX CONFIDENTIAL PER WAC 480-07-160

District #	EE #	Name	Job	Total Proforma Pay	GL Coding	Pro-Forma Raise Adjust	Normalizing Wage Adjustments
[REDACTED]							

TEXT IN RED BOX CONFIDENTIAL PER WAC 480-07-160

District #	EE #	Name	Job	Total Proforma Pay	GL Coding	Pro-Forma Raise Adjust	Normalizing Wage Adjustments
[REDACTED]							

Re-Allocation of DMR G&A Hourly Wages
Restating Adjustment

Name	Employee #	LOB	Hire Date	Rate	Allocation Factor	REG	OT	REG \$	OT \$	Culture/Other Bonus	Tax	Pension	Vacation	Sick	GI Premium	GI Deduction
[REDACTED]																
[REDACTED]					[REDACTED]			[REDACTED]								

Stat Entry - Trend (source in row)

Stat Acct, Desc, or Group: 98425 (Defaults to all)
 Districts / Groupings: 2111,2132 (Defaults to your districts if blank)
 LOB: (Defaults to all)
 Sbst: (Defaults to all)
 Source: Act (Defaults to all)
 Show Only Stats with Data: True

12 Mths From: 2021-06 (Required: YYYY-MM format)


Note: All inputs from this input form are applied at the first of the month.

These updated from company email

Stat Acct/Code	Account/Stat Name	Dist	LOB	Stat	Last Entered	Entered By	Source	2021-06	2021-07	2021-08	2021-09	2021-10	2021-11	2021-12	2022-01	2022-02	2022-03	2022-04	2022-05	2022-06	2022-07	2022-08	2022-09	2022-10	2022-11	Save Results
98425	Diesel Fuel Volume	2111	000	00	6/7/2022	mloster	Act	56,110	55,455	61,121	55,096	54,405	58,973	45,899	53,609	51,688	58,163	53,752	51,715	53,788	50,333	49,573	55,520	50,184	51,290	
98425	Diesel Fuel Volume	2132	000	00	6/7/2022	mloster	Act	1,752	1,738	1,831	1,707	1,693	1,787	1,508	1,676	1,637	1,770	1,679	1,637	1,680	1,609	1,593	1,716	1,606	1,636	

[End of List](#)





Line No.	(a)	(b)	(b) + (c)		(d) + (e)	
			Historical	Revenue Change	Proforma	Add: Revenue Sensitive Taxes
1	Operating Revenue	47,131,825	2,581,745	49,713,570	65,200	49,778,770
2	Operating Expenses	45,607,080		45,607,080	65,200	45,672,280
3	Operating Income	1,524,745		4,106,490		\$4,106,490
4						
5	Interest Expense	336,024		336,024		336,024
6	Income Tax Expense	#N/A	#N/A	791,798		791,798
7						
8	Net Income	#N/A		2,978,668		2,978,668
9						
10	Operating Ratio	96.76%		91.74%		91.75%
11						
12	Revenue Requirement					
13		Historical Revenue	47,131,825	Revenue Increase before taxes		2,581,745
14		Rate Increase	2,646,945	Rev Sensitive Taxes		65,200
15		Revenue Requirement	49,778,770	Rate Increase		2,646,945
16			Percent Increase	5.62%		
17						
18	Capital Structure Financing Investment			Financing Cost		
19	Type	Percent	Amount	Cost of Capital	Weighted	Amount
20	Equity	50.77%	11,814,087	25.21%	12.80%	2,978,668
21	Debt	49.23%	11,454,139	2.93%	1.44%	336,024
22	Total	100.00%	23,268,226		14.25%	3,314,692
23						
24			Before	After		
25	Operating Statistics		Income Tax	Income Tax		
26						
27	Return on Investment		17.65%	14.25%		
28	Return on Equity		31.92%	25.21%		
29	Operating Ratio		91.74%	91.75%		
30	Profit Margin		8.26%	8.26%		
31	Final turnover		2.14	2.14		
32	Tax Rate		21.00%	21.00%		
33						
34						
35	Revenue Sensitive Taxes Charges					
36			Rate	Taxes		
37	B & O Tax		1.750%	50,486		
38	WUTC Fee		0.510%	14,713		
39	City Tax		0.000%	-		
40	Bad Debts		0.000%	-		
41	Revenue Sensitive		2.260%	65,200		
42						
43	Conversion Factor		89.49%			

Line No.	(a)	(b)	(b) + (c)		(e)	(d) + (e)
			Historical	Revenue Change		
1	Operating Revenue	37,933,313	377,244	38,310,557	9,501	38,320,058
2	Operating Expenses	35,242,992		35,242,992	9,501	35,252,493
3	Operating Income	2,690,320		3,067,565		\$3,067,565
4						
5	Interest Expense	212,134		212,134		212,134
6	Income Tax Expense	#N/A	#N/A	599,640		599,640
7						
8	Net Income	#N/A		2,255,790		2,255,790
9						
10	Operating Ratio	92.91%		91.99%		91.99%
11						
12	Revenue Requirement					
13		Historical Revenue	37,933,313	Revenue Increase before taxes		377,244
14		Rate Increase	386,745	Rev Sensitive Taxes		9,501
15		Revenue Requirement	38,320,058	Rate Increase		386,745
16			Percent Increase	1.02%		
17						
18	Capital Structure Financing Investment			Financing Cost		
19	Type	Percent	Amount	Cost of Capital	Weighted	Amount
20	Equity	50.77%	7,458,291	30.25%	15.36%	2,255,790
21	Debt	49.23%	7,231,054	2.93%	1.44%	212,134
22	Total	100.00%	14,689,346		16.80%	2,467,924
23						
24			Before	After		
25	Operating Statistics		Income Tax	Income Tax		
26						
27	Return on Investment		20.88%	16.80%		
28	Return on Equity		38.29%	30.25%		
29	Operating Ratio		91.99%	91.99%		
30	Profit Margin		8.01%	8.01%		
31	Final turnover		2.61	2.61		
32	Tax Rate		21.00%	21.00%		
33						
34						
35	Revenue Sensitive Taxes Charges					
36			Rate	Taxes		
37	B & O Tax		1.750%	7,357		
38	WUTC Fee		0.510%	2,144		
39	City Tax		0.000%	-		
40	Bad Debts		0.000%	-		
41	Revenue Sensitive		2.260%	9,501		
42						
43	Conversion Factor		89.73%			

Line No.	(a)	(b)	(b) + (c)		(e)	(d) + (e)
			Historical	Revenue Change		
1	Operating Revenue	6,113,101	1,660,175	7,773,275	42,116	7,815,392
2	Operating Expenses	7,096,954		7,096,954	42,116	7,139,070
3	Operating Income	(983,853)		676,322		\$676,322
4						
5	Interest Expense	86,782		86,782		86,782
6	Income Tax Expense	-	123,803	123,803		123,803
7						
8	Net Income	(1,070,636)		465,736		465,736
9						
10	Operating Ratio	116.09%		91.30%		91.35%
11						
12	Revenue Requirement					
13		Historical Revenue	6,113,101	Revenue Increase before taxes		1,660,175
14		Rate Increase	1,702,291	Rev Sensitive Taxes		42,116
15		Revenue Requirement	7,815,392	Rate Increase		1,702,291
16			Percent Increase	27.85%		
17						
18	Capital Structure Financing Investment			Financing Cost		
19	Type	Percent	Amount	Cost of Capital	Weighted	Amount
20	Equity	50.77%	3,051,135	15.26%	7.75%	465,736
21	Debt	49.23%	2,958,174	2.93%	1.44%	86,782
22	Total	100.00%	6,009,309		9.19%	552,518
23						
24			Before	After		
25	Operating Statistics		Income Tax	Income Tax		
26						
27	Return on Investment		11.25%	9.19%		
28	Return on Equity		19.32%	15.26%		
29	Operating Ratio		91.30%	91.35%		
30	Profit Margin		8.70%	8.70%		
31	Final turnover		1.30	1.30		
32	Tax Rate		21.00%	21.00%		
33						
34						
35	Revenue Sensitive Taxes Charges					
36			Rate	Taxes		
37	B & O Tax		1.750%	32,612		
38	WUTC Fee		0.510%	9,504		
39	City Tax		0.000%	-		
40	Bad Debts		0.000%	-		
41	Revenue Sensitive		2.260%	42,116		
42						
43	Conversion Factor		89.09%			

Line No.	(a)	(b)	(b) + (c)		(e)	(d) + (e)
			Historical	Revenue Change		
1	Operating Revenue	2,919,379	413,502	3,332,881	10,491	3,343,372
2	Operating Expenses	3,043,220		3,043,220	10,491	3,053,711
3	Operating Income	(123,841)		289,661		\$289,661
4						
5	Interest Expense	36,434		36,434		36,434
6	Income Tax Expense	-	53,178	53,178		53,178
7						
8	Net Income	(160,276)		200,049		200,049
9						
10	Operating Ratio	104.24%		91.31%		91.34%
11						
12	Revenue Requirement					
13		Historical Revenue	2,919,379	Revenue Increase before taxes		413,502
14		Rate Increase	423,993	Rev Sensitive Taxes		10,491
15		Revenue Requirement	3,343,372	Rate Increase		423,993
16			Percent Increase	14.52%		
17						
18	Capital Structure Financing Investment			Financing Cost		
19	Type	Percent	Amount	Cost of Capital	Weighted	Amount
20	Equity	50.77%	1,280,975	15.62%	7.93%	200,049
21	Debt	49.23%	1,241,947	2.93%	1.44%	36,434
22	Total	100.00%	2,522,922		9.37%	236,483
23						
24			Before	After		
25	Operating Statistics		Income Tax	Income Tax		
26						
27	Return on Investment		11.48%	9.37%		
28	Return on Equity		19.77%	15.62%		
29	Operating Ratio		91.31%	91.34%		
30	Profit Margin		8.69%	8.69%		
31	Final turnover		1.33	1.33		
32	Tax Rate		21.00%	21.00%		
33						
34						
35	Revenue Sensitive Taxes Charges					
36			Rate	Taxes		
37	B & O Tax		1.750%	8,124		
38	WUTC Fee		0.510%	2,367		
39	City Tax		0.000%	-		
40	Bad Debts		0.000%	-		
41	Revenue Sensitive		2.260%	10,491		
42						
43	Conversion Factor		89.08%			

Line No.	(a)	(b)	(b) + (c)		(e)	(d) + (e)
			Historical	Revenue Change		
1	Operating Revenue	166,033	26,290	192,323	657	192,980
2	Operating Expenses	178,221		178,221	657	178,878
3	Operating Income	(12,188)		14,103		\$14,103
4						
5	Interest Expense	674		674		674
6	Income Tax Expense	-	2,820	2,820		2,820
7						
8	Net Income	(12,861)		10,609		10,609
9						
10	Operating Ratio	107.34%		92.67%		92.69%
11						
12	Revenue Requirement					
13		Historical Revenue	166,033	Revenue Increase before taxes		26,290
14		Rate Increase	26,947	Rev Sensitive Taxes		657
15		Revenue Requirement	192,980	Rate Increase		26,947
16			Percent Increase	16.23%		
17						
18	Capital Structure Financing Investment			Financing Cost		
19	Type	Percent	Amount	Cost of Capital	Weighted	Amount
20	Equity	50.77%	23,686	44.79%	22.74%	10,609
21	Debt	49.23%	22,964	2.93%	1.44%	674
22	Total	100.00%	46,650		24.19%	11,283
23						
24			Before	After		
25	Operating Statistics		Income Tax	Income Tax		
26						
27	Return on Investment		30.23%	24.19%		
28	Return on Equity		56.70%	44.79%		
29	Operating Ratio		92.67%	92.69%		
30	Profit Margin		7.33%	7.33%		
31	Final turnover		4.14	4.14		
32	Tax Rate		21.00%	21.00%		
33						
34						
35	Revenue Sensitive Taxes Charges					
36			Rate	Taxes		
37	B & O Tax		1.750%	509		
38	WUTC Fee		0.510%	148		
39	City Tax		0.000%	-		
40	Bad Debts		0.000%	-		
41	Revenue Sensitive		2.260%	657		
42						
43	Conversion Factor		90.43%			

Murrey's Disposal Co., Inc. G-9
Revenue Price Out by Service Level and Line of Business
June 2021 - May 2022

	Increase Per LG	Plug to Balance	Total % Change	Price Out Increase	LG Increase	Difference
Garbage	1.02%	-	1.38%	480,163	386,745	93,418.11
Recycle	27.85%	-1.18%	26.67%	1,698,430	1,702,291	(3,860.75)
Yard Waste	14.52%	0.10%	14.62%	424,365	423,993	371.34
Med Waste	16.23%	-	-	-	-	-

Service Code	Service Code Description	Tariff Rate 8/31/2021	Tariff Rate 9/1/2021	Tariff Rate 3/1/2022	Total	Customer Count			Container Counts					Non-Covid Beginning Rate	Tariff Increase	Annual Increase	New Tariff Rate	Proposed Annual Revenue	Recycle Portion of Rate	Garbage Portion of Rate
						Total Customers	Average	Average	Cart Size	Can Size	Container Size	Quantity	Count							
FCPYDE0H5-1	4 YD 5-1 COMP LOW	631.54	634.49	629.66	7,591	12	1		4.00	1.00	1.00				626.72	8.65	103.75	635.36		7,694
FCPYD0C5-1	4 YD 5-1 COMP ON CALL	298.02	299.41	296.74	5,673	19	2		4.00	1.00	1.58				295.35	4.07	77.40	299.42		5,750
FCPYD2W3-1	6 YD 3-1 COMP 2X WK	2,456.76	2,468.27	2,449.31	29,590	12	1		6.00	1.00	1.00				2,437.79	33.63	403.56	2,471.42		29,931
FCPYD2W4-1	6 YD 4-1 COMP 2X WK	3,169.38	3,184.20	3,158.82	38,520	12	1		6.00	1.00	1.00				3,144.01	43.37	520.47	3,187.39		38,610
PACKC	CARRY-OUT COMMERCIAL	5.41	5.44	5.44	467	86	7								5.41	0.07	6.42	5.48		474
RVYDEX	1YD CONTAINER EXTRA	26.09	26.21	26.06	471	18	2								25.94	0.36	6.44	26.30		477
RVYDEX	1YD CONT EXTRA	26.09	26.21	26.06	26	1	0								25.94	0.36	0.36	26.30		27
RVYDEX	1.5YD CONTAINER EXTRA	35.29	35.46	35.24	184	5	0								35.07	0.48	2.51	35.55		186
RVYDEX	2YD CONTAINER EXTRA	43.47	43.67	43.41	3,051	70	6								43.21	0.60	41.73	43.81		3,092
RVYDEX	2YD CONT EXTRA	43.47	43.67	43.41	217	5	0								43.21	0.60	2.98	43.81		220
RVYDEX	4YD CONT EXTRA PICKUP	79.80	80.17	79.64	5,836	73	6								79.27	1.09	79.82	80.36		5,915
RVYDEX	6YD CONT EXTRA PICKUP	109.44	109.95	109.22	20,662	188	16								108.71	1.50	282.54	110.21		20,945
CEDE	CONTAINER DELIVERY CHARGE	42.63	42.83	42.83	1,026	24	2								42.63	0.59	14.11	43.22		1,040
CEX	EXTRA CANS	4.80	4.82	4.79	6,432	138	111								4.77	0.07	88.04	4.84		6,521
CEYD	CMML EXTRA YARDAGE	25.80	25.92	25.81	110,565	4,278	357								25.69	0.35	1,516.28	26.04		112,081
CLOCK	LOCK CHARGE-CONTAINER	4.72	4.76	4.76	8,632	1,817	151								4.72	0.07	118.30	4.78		8,750
CROLL	ROLLOUT CHARGE - CMML	16.97	17.06	17.06	20,867	1,225	102								16.97	0.23	286.79	17.21		21,153
CTDEL	TEMP CONTAINER DELIVERY	42.63	42.83	42.83	8,117	16	190								42.63	0.59	111.62	43.22		8,229
CTRP	RETURN TRIP CHARGE - CONT	16.80	16.88	16.88	3,044	181	15								16.80	0.23	41.85	17.03		3,086
CUNLOCK	COMM UNLOCK GATE OR CONT	4.72	4.76	4.76	38	8	1								4.72	0.07	0.52	4.78		39
DRVNC	DRIVE IN - CMML	5.02	5.07	5.07	885	175	15								5.04	0.07	12.17	5.11		897
TIMEC	CMML TIME CHARGE	101.39	101.86	101.86	17,776	15	175								101.39	1.40	244.19	102.79		18,019
BULKY-COM	BULKY ITEM	25.80	25.92	25.81	623	24	2								25.69	0.35	8.54	26.04		631
CGATE	GATE OPEN/CLOSE	-	-	-	-	-	-								-	-	-	-		42
CTRPCAN	RETURN TRIP CHG - CANS	8.99	9.03	9.03	145	(5)	(0)								8.99	0.12	(0.62)	9.11		146
RESTART FEE-COM	RESTART FEE	11.22	11.27	11.27	2,342	208	17								11.22	0.15	32.20	11.37		2,374
ADJCOM	SERVICE ADJ-COMMERCIAL	-	-	-	113	-	-								-	-	-	-		113
TOTAL COMMERCIAL GARBAGE					6,469,718	22,406	1,867		226		1,641	1,867	Chc #	25,759	355	93,270	26,114	6,562,988		
MULTI-FAMILY GARBAGE																				
20MW1	MF 1-30 GAL CART	18.08	18.16	18.08	4,354	240	20		20.00		1.00	20.02			18.00	0.25	59.66	18.25		4,413
35MW1	MF 1-35 GAL CART	23.02	23.13	23.00	196,667	8,524	710		35.00		1.00	710.34			22.89	0.32	2,691.70	23.21		199,359
35MW1N	MF 1-35 GAL CART NONREC	23.77	23.88	23.75	970	41	3		35.00		1.00	3.40			23.64	0.32	12.87	23.96		983
65MW1	MF 1-65 GAL CART	35.96	36.13	35.95	162,858	4,518	377		35.00		1.00	376.54			35.78	0.49	2,230.32	36.27		165,088
65MW1N	MF 1-65 GAL CART NONREC	36.71	36.88	36.70	110	1	0		65.00		1.00	0.25			36.53	0.49	1.48	37.02		112
95MW1	MF 1-95 GAL CART	52.94	53.19	52.99	185,544	3,497	291		95.00		1.00	291.39			92.88	0.73	2,541.22	93.41		188,065
95MW1N	MF 1-95 GAL CART NONREC	53.69	53.94	53.68	1,642	31	3		95.00		1.00	2.54			93.43	0.73	22.17	94.16		1,664
MCCWR35	MF 1-35 GL CART COUNT	4.86	4.88	4.85	244,287	50,188	4,182	#	65.00		1.00	4,182.35			4.83	0.07	3,344.13	4.90		247,631
MCCWR65	MF 1-65 GL CART COUNT	7.20	7.23	7.19	7,971	1,105	92	#			1.00	92.06			7.16	0.10	109.11	7.26		8,080
65MOCPU	MF 1-65 GAL CART ON CALL	29.55	26.69	26.65	21	1	0													21
MSRTOT	MF TOTER SERVICE	7.47	7.50	7.50	12,252	1,635	136													12,252
M1YD1W	MF 1YD CONT 1X WKLY	123.28	123.85	123.19	454,402	3,678	307		1.00	1.00	1.00	306.51			122.63					454,402
M1YD1PU	MF 1YD TEMP CONT	30.64	30.78	30.63	133	4	0		1.00	1.00	1.00	0.36			30.02					133
M1.5YD1W	MF 1.5YD CONT 1X WKLY	172.94	173.75	172.81	148,972	860	72		1.50	1.00	1.00	71.63			171.99					148,972
M1.5YD2W	MF 1.5YD CONT 2X WKLY	345.88	347.50	345.62	12,479	36	3		1.50	1.00	3.00	3.98			343.98					12,479
M1.5YD2PU	MF 1.5YD TEMP CONT	42.13	42.33	42.11	46	1	0		1.50	1.00	0.09	0.18			381.47					46
M2YD1W	MF 2YD CONT 1X WKLY	218.32	219.84	218.15	397,678	1,812	151		2.00	1.00	1.00	151.46			217.11					397,678
M2YD2W	MF 2YD CONT 2X WKLY	436.64	438.68	436.29	68,361	156	13		2.00	1.00	13.02	1.26			434.21					68,361
M2YD3W	MF 2YD CONT 3X WKLY	654.96	658.02	654.44	215	26	2		2.00	1.00	2.15	56			651.32					215
M2YD4W	MF 2YD CONT 4X WKLY	872.36	872.58	872.58	24,947	22	2		2.00	1.00	1.79	62			868.42					24,947
M2YDPU	MF 2YD TEMP CONT	52.60	52.85	52.57	3,018	57	5		2.00	1.00	4.78	10			236.55					3,018
M4YD1W	MF 4YD CONT 1X WKLY	415.03	416.97	414.68	88,067	212	18		4.00	1.00	17.65	306			412.74					88,067
M4YD2W	MF 4YD CONT 2X WKLY	830.06	833.95	829.37	40,752	49	4		4.00	1.00	4.08	142			825.47					40,752
M6YD1W	MF 6YD CONT 1X WKLY	582.73	585.46	582.30	238,264	408	34		6.00	1.00	34.00	884			579.57					238,264
M6YD2W	MF 6YD CONT 2X WKLY	1,165.46	1,170.92	1,164.60	348,922	299	25		6.00	1.00	24.90	1,295			1,159.14					348,922
M6YD3W	MF 6YD CONT 3X WKLY	1,748.19	1,756.38	1,746.90	166,392	95	8		6.00	1.00	7.92	618			1,738.71					166,392
M1YDEX	MF 1YD CONT EXTRA	30.64	30.78	30.63	61	2	0		1.00	1.00	0.17	0			30.49					61
M2YDEX	MF 2YD CONT EXTRA	52.60	52.85	52.57	210	4	0		2.00	1.00	0.33	1			52.32					210
M4YDEX	MF 4YD CONT EXTRA	98.02	98.48	97.95	98	1	0		4.00	1.00	0.08	0			97.49					98
M6YDEX	MF 6YD CONT EXTRA	136.77	137.41	136.68	548	4	0		6.00	1.00	0.33	4			136.04					548
MRENT90	MF 90GAL TOTER RENT	4.42	4.44	4.44	2,129	480	40		90.00		1.00	40.00			4.42	0.06	29.27	4.48		2,158
MROLL	ROLLOUT CHARGE - MF	16.97	17.06	17.06	9,061	532	44								16.97	0.23	124.53	17.21		9,186
PACKM	CARRY-OUT MULTI FAMILY	5.41	5.44	5.44	463	85	7</													

Rate Increase	Recycle Annual Increase	Garbage Annual Increase
6.68	19,339	5,222
2.97	5	8
9.85	6,779	1,689
19.70	568	141
4.23	2	3
12.97	19,113	4,855
25.93	3,286	766
38.90	812	189
51.87	904	211
5.43	139	172
25.64	4,454	975
51.27	2,061	451
37.91	12,871	2,596
75.82	18,849	3,802
113.73	8,991	1,814
1.57	2	1
3.02	10	2
5.95	5	1
8.78	29	6
98.220	22,504	

Non-COVID per Yard Rate		\$	4.55
Service	Freq.		
Monthly			1.00
EDW			2.17
Weekly			4.33
2x week			8.67
3x week			13.00
4x week			17.33
Extra/Temp			1.00
Service	Yards		
1YD			1.00
1.5YD			1.50
2YD			2.00
3YD			3.00
4YD			4.00
6YD			6.00

Murrey's Disposal Co., Inc. G-9
Revenue Price Out by Service Level and Line of Business
June 2021 - May 2022

		Revenue		Customer Count		Container Counts				Increase Per LG		Plug to Balance	Total % Change	Price Out Increase	LG Increase	Difference				
Service Code	Service Code Description	Tariff Rate 8/31/2021	Tariff Rate 9/1/2021	Tariff Rate 3/1/2022	Total	Total Customers	Average	Average	Cart Size	Can Size	Container Size	Quantity	Count	Non-Covid Beginning Rate	Tariff Increase	Annual Increase	New Tariff Rate	Proposed Annual Revenue		
ROHAUL40T	40YD ROLL OFF TEMP	146.59	147.28	147.28	736	5	0							146.59	2.02	10.11	148.61	747		
CPHAUL10	10YD COMPACTOR-HAUL	136.23	136.87	136.87	7,931	58	5							136.23	1.88	109.00	138.11	8,040		
CPHAUL15	15YD COMPACTOR-HAUL	140.76	141.42	141.42	2,402	17	1							140.76	1.94	33.01	142.70	2,435		
CPHAUL20	20YD COMPACTOR-HAUL	140.76	141.42	141.42	66,249	469	39							140.76	1.94	910.68	142.70	67,159		
CPHAUL25	25YD COMPACTOR-HAUL	146.00	146.68	146.68	114,139	779	65							146.00	2.01	1,568.97	148.01	115,708		
CPHAUL30	30YD COMPACTOR-HAUL	155.04	155.77	155.77	228,243	1,467	122							155.04	2.14	3,137.57	157.18	231,381		
CPHAUL35	35YD COMPACTOR-HAUL	160.28	161.03	161.03	15,444	96	8							160.28	2.21	212.26	162.49	15,656		
CPHAUL40	40YD COMPACTOR - HAUL	166.70	167.48	167.48	150,733	901	75							166.70	2.30	2,071.96	169.00	152,805		
RORENT20P	20YD ROLL OFF-PERM RENT	90.24	90.66	90.66	79,813	881	73		20.00	1.00	73.44			90.24	1.24	1,097.14	91.48	80,911		
RORENT20T	20YD ROLL OFF-TEMP RENT	153.35	154.07	154.07	43,329	282	23		20.00	1.00	23.47			153.35	2.12	995.72	155.47	43,924		
RORENT25P	25YD ROLL OFF-PERM RENT	101.11	101.58	101.58	45,955	453	38		25.00	1.00	37.74			101.11	1.39	631.74	102.50	46,587		
RORENT25T	25YD ROLL OFF-TEMP RENT	159.82	160.57	160.57	14,387	90	7		25.00	1.00	7.48			159.82	2.20	197.90	162.02	14,585		
RORENT30P	30YD ROLL OFF-PERM RENT	110.90	111.42	111.42	172,044	1,546	129		30.00	1.00	128.82			110.90	1.53	2,864.98	112.43	174,409		
RORENT30T	30YD ROLL OFF-TEMP RENT	166.94	167.72	167.72	48,206	288	24		30.00	1.00	23.98			166.94	2.30	662.81	169.24	48,869		
RORENT40P	40YD ROLL OFF-PERM RENT	113.07	113.60	113.60	11,909	105	9		40.00	1.00	8.74			113.07	1.56	163.68	114.63	12,073		
RORENT40T	40YD ROLL OFF-TEMP RENT	202.20	203.15	203.15	419	2	0		40.00	1.00	0.17			202.20	2.79	5.76	204.99	425		
ROSPC	SPECIAL CHARGES	-	-	-	60	-	-							-	-	-	-	60		
ROTA	TANDEM AXLE	21.80	21.80	21.80	89,947	4	344							21.80	0.30	1,240.85	22.10	91,188		
ROCONNECT	COMP. CONNECT/RECONNECT	7.14	7.17	7.17	26,165	3,653	304							7.14	0.10	359.81	7.24	26,255		
ROCLEAN	ROLLOFF CLEANING	7.53	7.57	7.57	1,019	135	11							7.53	0.10	14.04	7.63	1,033		
RODEL	ROLL OFF-DELIVERY	97.04	97.49	97.49	67,751	696	58							97.04	1.34	931.69	98.38	68,683		
ROEMLE	MILEAGE	3.82	3.84	3.84	612,657	159,743	13,312							3.82	0.05	8,418.23	3.87	621,076		
RORELOCATE	ROLLOFF RELOCATE	97.31	97.77	97.77	2,442	25	2							97.31	1.34	33.56	98.65	2,476		
RORESTART FEE-RO	RESTART FEE	11.22	11.27	11.27	90	8	1							11.22	0.15	1.24	11.37	91		
ROHAUL10CO	10YD CUST OWNED R/O HAUL	89.40	89.15	89.40	89	1	0							89.40	1.23	1.24	90.63	91		
RELO-RO	ROLLOFF RELOCATE	97.31	97.77	97.77	43	2	0							-	-	-	-	195		
ROHAUL40CO	40YD CUST OWNED R/O HAUL	132.37	132.00	132.37	133	1	0							132.37	1.83	1.84	134.20	135		
OT-RO	OVERTIME PERIOD - RO	76.31	76.67	76.67	767	10	1							76.31	1.05	10.53	77.36	777		
TARP-RO	TARPING FEE - RO	12.98	13.04	13.04	8,428	646	54							12.98	0.18	115.73	13.16	8,544		
TIME-RO	ROLL OFF TIME CHARGE	103.58	104.06	104.06	30,392	292	24							103.58	1.43	417.34	105.01	30,810		
ADIRO	SERVICE ADJ-ROLL OFF	-	-	-	(5)	-	-							-	-	-	-	(5)		
TOTAL DROP BOX HAULS/RENTAL					2,910,121	3,646	304								3,851	53	40,001	3,904	2,950,123	
PASSTHROUGH DISPOSAL																				
DISP	DISPOSAL FEE PER TON	168.51	168.51	166.45	5,301,929	31,567	2,631												5,301,929	
TOTAL PASSTHROUGH DISPOSAL					5,301,929															5,301,929
SUBTOTAL DROP BOX					8,212,051	3,646	304													
MEDICAL WASTE																				
MD10	10 GALLON	23.60	23.60	23.60	6,593	279	23		10.00					23.60	0.33	90.96	23.93	6,684.43		
MD20	20 GALLON	47.20	47.20	47.20	58,307	1,235	103		20.00		1.00	102.94		47.20	0.65	804.37	47.85	59,111.32		
MD35	35 GALLON	82.60	82.60	82.60	72,445	877	73		35.00		1.00	73.09		82.60	1.14	999.41	83.74	73,444.42		
MDMINMO	MINIMUM MONTHLY CHARGE	15.00	15.00	15.00	26,625	1,775	148							15.00	0.21	367.30	15.21	26,992.30		
MDDEL	MED WASTE DELIVERY	15.00	15.00	15.00	75	5	0							15.00	0.21	1.03	15.21	76.03		
MDTRIP	MED WASTE MINIMUM TRIP CH	-	-	-	1,545	-	-							-	-	-	-	1,545.00		
TOTAL MEDICAL WASTE					165,590	4,167	347		199						183	3	2,263	186	167,854	
SUBTOTAL MEDICAL WASTE					165,590	4,167	347													
SERVICE CHARGES																				
ADJ-SB	SERVICE ADJ-SMALL BALANCE	-	-	-	19	-	-							-	-	-	-	18.95		
ADTAX	TAX ADJUSTMENT	-	-	-	(52)	-	-							-	-	-	-	(52.31)		
FINCHG	LATE FEE	-	-	-	37,559	-	-							1.00	0.01	-	1.01	37,559.02		
NSF FEES	RETURNED CHECK FEE	21.80	21.80	21.80	872	40	3							21.80	0.30	12.03	22.10	884.03		
SHOPSERVICE	MAINTENANCE SERVICES	-	-	-	33	-	-							-	-	-	-	32.50		
TOTAL SERVICE CHARGES					38,430										23	0	12	23	38,442	
SUBTOTAL SERVICE CHARGES					38,430															
Grand Total District Operations					47,434,212	2,142,142	177,622													

Customer Count Summary
June 2021 - May 2022

	<u>Murrey's</u>	<u>Total Non-Reg.</u> <u>Less 2132 Vashon</u>	<u>Grand Total</u>	
Residential				
Garbage	63,655	28,638	94,687	2,884
Recycle	63,915	28,438	93,820	
Yard Waste	41,558	20,849	62,407	
Total Residential	169,129	77,925	250,915	
Commercial				
Garbage	1,867	1,585	3,688	
Recycle	-	1	1	
MF Garbage	6,459	84	6,543	
MF Recycle	-	2	2	
Total Commercial	8,326	1,672	10,234	
Roll Off				
Hauls/Rent	-	82	87	
Disposal	-	-	-	
Total Roll Off	-	82	87	
Total Med. Waste	-	0	0	
Total Svc. Charges	-	-	-	
Grand Total	177,454	79,679	257,133	
Total Murrey's/DM	69.01%	30.99%	100%	
Garbage Only	68.97%	31.03%	100%	
Recycling Only	69.21%	30.79%	100%	
Total Serviced	177,454	79,679		
Less: City Billed				
Additional units for MF	(3,365)			

Increase %'s	
Garbage	1.38%
Resi./MF Recycling	26.67%
Yard Waste	14.62%

	Current Tariff Rates	Rate Increase	New Proposed Increase
Item 50, Pg. 16			
Returned check	\$ 21.80		\$ 21.80
Item 51, Pg. 17A			
Restart fee	\$ 11.22	\$ 0.15	\$ 11.37
Item 52, Pg. 17A			
Redelivery Fees			
Garbage cart	\$ 22.53	\$ 0.31	\$ 22.84
Container	\$ 42.63	\$ 0.59	\$ 43.22
Item 60, Pg. 18A			
Overtime			
Charge per hour	\$ 76.31	\$ 1.05	\$ 77.36
Minimum	\$ 76.31	\$ 1.05	\$ 77.36
Item 70, Pg. 19A			
Return Trips			
Can	\$ 8.99	\$ 0.12	\$ 9.11
Drum	\$ 16.91	\$ 0.23	\$ 17.14
Bale	\$ 16.91	\$ 0.23	\$ 17.14
Litter receptacle	\$ 16.91	\$ 0.23	\$ 17.14
Drop box	\$ 97.04	\$ 1.34	\$ 98.38
Container	\$ 16.80	\$ 0.23	\$ 17.03
Recycling carts	\$ 12.91	\$ 3.44	\$ 16.35
Yard waste cart	\$ 11.00	\$ 1.61	\$ 12.61
Recycling container	\$ 18.93	\$ 5.05	\$ 23.98
Item 80, Pg. 21A			
Drive-In			
Residential 125+ feet	\$ 5.04	\$ 0.07	\$ 5.11
Commercial 125+ feet	\$ 1.16	\$ 0.02	\$ 1.18
Recycling			
Driveway	\$ 4.61	\$ 1.23	\$ 5.84
Private road	\$ 4.61	\$ 1.23	\$ 5.84
Yard Waste			
Driveway	\$ 4.31	\$ 0.63	\$ 4.94
Private road	\$ 4.31	\$ 0.63	\$ 4.94
Primitive private road	\$ 3.50	\$ 0.05	\$ 3.55
Item 90, Pg. 22			
Special Services			
Residential			
Stairs (each step up or down)	\$ 0.84	\$ 0.01	\$ 0.85
Overheard obstruction	\$ 0.84	\$ 0.01	\$ 0.85
Sunken/elevated	\$ 0.84	\$ 0.01	\$ 0.85
Commercial			
Stairs (each step up or down)	\$ 0.19	\$ -	\$ 0.19
Overheard obstruction	\$ 0.19	\$ -	\$ 0.19
Sunken/elevated	\$ 0.19	\$ -	\$ 0.19
Item 100, Pg. 23A			
Weekly Service With Recycling			
20 gallon cart	\$ 16.60	\$ 0.23	\$ 16.83
35 gallon cart	\$ 21.13	\$ 0.29	\$ 21.42
65 gallon cart	\$ 31.01	\$ 0.43	\$ 31.44
95 gallon cart	\$ 43.21	\$ 0.60	\$ 43.81
Weekly Service Without Recycling			
20 gallon cart	\$ 17.60	\$ 0.23	\$ 17.83
35 gallon cart	\$ 22.13	\$ 0.29	\$ 22.42
65 gallon cart	\$ 33.01	\$ 0.43	\$ 33.44
95 gallon cart	\$ 46.21	\$ 0.60	\$ 46.81
Monthly Service With Recycling			
20 gallon cart	\$ 10.04	\$ 0.14	\$ 10.18
35 gallon cart	\$ 12.53	\$ 0.17	\$ 12.70
65 gallon cart	\$ 18.72	\$ 0.26	\$ 18.98
95 gallon cart	\$ 26.26	\$ 0.36	\$ 26.62
Recycling			
With garbage	\$ 7.38	\$ 1.97	\$ 9.35
Recycling only	\$ 11.07	\$ 2.95	\$ 14.02
Yard Waste			
Yard Waste	\$ 6.20	\$ 0.91	\$ 7.11
Damaged or unreturned cart	\$ 75.21	\$ 20.06	\$ 95.27
Item 100, Pg. 24A			
Extras			
Extra mini can, can, or bag	\$ 4.83	\$ 0.71	\$ 5.54
Yard waste	\$ 2.00	\$ 0.29	\$ 2.29
On Call			
20 gallon cart	\$ 11.21	\$ 0.15	\$ 11.36
35 gallon cart/can	\$ 13.94	\$ 0.19	\$ 14.13
65 gallon cart	\$ 20.84	\$ 0.29	\$ 21.13
95 gallon cart	\$ 29.15	\$ 0.40	\$ 29.55
Item 105, Pg. 27A			
Weekly Service With Recycling			
20 gallon cart	\$ 18.00	\$ 0.25	\$ 18.25
35 gallon cart	\$ 22.89	\$ 0.32	\$ 23.21
65 gallon cart	\$ 35.78	\$ 0.49	\$ 36.27
95 gallon cart	\$ 52.68	\$ 0.73	\$ 53.41

	Increase %'s
Garbage	1.38%
Resi./MF Recycling	26.67%
Yard Waste	14.62%

	Current Tariff Rates	Rate Increase	New Proposed Increase
Weekly Service Without Recycling			
20 gallon cart	\$ 18.75	\$ 0.25	\$ 19.00
35 gallon cart	\$ 23.64	\$ 0.32	\$ 23.96
65 gallon cart	\$ 36.53	\$ 0.49	\$ 37.02
95 gallon cart	\$ 53.43	\$ 0.73	\$ 54.16
Recycling			
With garbage	\$ 7.38	\$ 1.97	\$ 9.35
Recycling only	\$ 11.07	\$ 2.95	\$ 14.02
Yard Waste			
Yard Waste	\$ 6.20	\$ 0.91	\$ 7.11
Damaged or unreturned cart	\$ 75.21	\$ 11.00	\$ 86.21
Item 105, Pg. 28A			
Extras			
Extra mini can, can, or bag	\$ 4.80	\$ 0.07	\$ 4.87
Yard waste	\$ 2.00	\$ 0.29	\$ 2.29
On Call			
20 gallon cart	\$ 15.82	\$ 0.22	\$ 16.04
35 gallon cart/can	\$ 19.72	\$ 0.27	\$ 19.99
65 gallon cart	\$ 29.51	\$ 0.41	\$ 29.92
95 gallon cart	\$ 41.31	\$ 0.57	\$ 41.88
Item 105, Pg. 29A			
Mobile Homes			
20 gallon cart	\$ 3.86	\$ 0.05	\$ 3.91
35 gallon cart	\$ 4.83	\$ 0.07	\$ 4.90
65 gallon cart	\$ 7.16	\$ 0.10	\$ 7.26
95 gallon cart	\$ 10.00	\$ 0.14	\$ 10.14
Recycling			
With garbage	\$ 7.47	\$ 1.99	\$ 9.46
No recycling surcharge	\$ 0.75		\$ 0.75
Item 105, Pg. 30A			
Permanent Service			
First/Each Pickup			
1 yard	\$ 28.32	\$ 1.54	\$ 29.86
1.5 yard	\$ 39.72	\$ 2.27	\$ 41.99
2 yard	\$ 50.14	\$ 3.00	\$ 53.14
4 yard	\$ 95.32	\$ 5.91	\$ 101.23
6 yard	\$ 133.85	\$ 8.75	\$ 142.60
Special Pickup			
1 yard	\$ 30.49	\$ 1.57	\$ 32.06
1.5 yard	\$ 41.91	\$ 2.30	\$ 44.21
2 yard	\$ 52.32	\$ 3.03	\$ 55.35
4 yard	\$ 97.49	\$ 5.94	\$ 103.43
6 yard	\$ 136.04	\$ 8.78	\$ 144.82
Temporary Service			
Initial Delivery			
1 yard	\$ 42.63	\$ 0.59	\$ 43.22
1.5 yard	\$ 42.63	\$ 0.59	\$ 43.22
2 yard	\$ 42.63	\$ 0.59	\$ 43.22
4 yard	\$ 42.63	\$ 0.59	\$ 43.22
6 yard	\$ 42.63	\$ 0.59	\$ 43.22
Pickup			
1 yard	\$ 30.49	\$ 1.57	\$ 32.06
1.5 yard	\$ 41.91	\$ 2.30	\$ 44.21
2 yard	\$ 52.32	\$ 3.03	\$ 55.35
4 yard	\$ 97.49	\$ 5.94	\$ 103.43
6 yard	\$ 136.04	\$ 8.78	\$ 144.82
Lost Containers			
1 yard	\$ 606.61	\$ 8.37	\$ 614.98
1.5 yard	\$ 657.16	\$ 9.07	\$ 666.23
2 yard	\$ 707.71	\$ 9.76	\$ 717.47
4 yard	\$ 859.36	\$ 11.86	\$ 871.22
6 yard	\$ 1,061.56	\$ 14.64	\$ 1,076.20
Recycling			
With garbage	\$ 4.55	\$ 1.21	\$ 5.76
No recycling surcharge	\$ 0.75		\$ 0.75
Lid, lock, unlock, unlatch	\$ 1.09	\$ 0.02	\$ 1.11
Item 105, Pg. 32A			
Initial Delivery			
90 gallon cart	\$ 44.27	\$ 0.61	\$ 44.88
2 yard	\$ 44.27	\$ 0.61	\$ 44.88
4 yard	\$ 44.27	\$ 0.61	\$ 44.88
6 yard	\$ 44.27	\$ 0.61	\$ 44.88
Rent			
90 gallon cart	\$ 4.42	\$ 0.06	\$ 4.48
2 yard	\$ 11.58	\$ 0.16	\$ 11.74
4 yard	\$ 14.34	\$ 0.20	\$ 14.54
6 yard	\$ 17.10	\$ 0.24	\$ 17.34
Pickup			
90 gallon cart	\$ 5.88	\$ 0.08	\$ 5.96
2 yard	\$ 12.16	\$ 0.17	\$ 12.33
4 yard	\$ 26.02	\$ 0.36	\$ 26.38
6 yard	\$ 37.95	\$ 0.52	\$ 38.47

Increase %'s	
Garbage	1.38%
Resi./MF Recycling	26.67%
Yard Waste	14.62%

	Current Tariff Rates	Rate Increase	New Proposed Increase
Special Pickup			
90 gallon cart	\$ 8.85	\$ 0.12	\$ 8.97
2 yard	\$ 14.94	\$ 0.21	\$ 15.15
4 yard	\$ 28.78	\$ 0.40	\$ 29.18
6 yard	\$ 39.96	\$ 0.55	\$ 40.51
No/inadequate recycling surcharge	\$ 2.85	\$ 0.42	\$ 3.27
Additional charge per additional yard	\$ 23.30	\$ 3.41	\$ 26.71
Item 120, Pg. 34A			
Drums			
Pickup	\$ 26.66	\$ 0.37	\$ 27.03
Special pickup	\$ 31.12	\$ 0.43	\$ 31.55
Item 150, Pg. 34A			
Bulky			
Rate per yard	\$ 25.69	\$ 0.35	\$ 26.04
Minimum	\$ 25.69	\$ 0.35	\$ 26.04
Loose			
Rate per yard	\$ 25.69	\$ 0.35	\$ 26.04
Minimum	\$ 25.69	\$ 0.35	\$ 26.04
Item 160, Pg. 35A			
Single Rear Drive Axle			
Truck and Driver			
Non-packer truck	\$ 83.95	\$ 1.16	\$ 85.11
Packer truck	\$ 87.23	\$ 1.20	\$ 88.43
Drop-box truck	\$ 93.77	\$ 1.29	\$ 95.06
Extra person	\$ 51.25	\$ 0.71	\$ 51.96
Tandem Rear Drive Axle			
Truck and Driver			
Non-packer truck	\$ 93.77	\$ 1.29	\$ 95.06
Packer truck	\$ 101.39	\$ 1.40	\$ 102.79
Drop-box truck	\$ 103.58	\$ 1.43	\$ 105.01
Extra person	\$ 51.25	\$ 0.71	\$ 51.96
Transfer Trucks			
Truck and Driver			
Dump truck with pup trailer	\$ 138.46	\$ 1.91	\$ 140.37
4-Axle tractor with end dump trailer	\$ 138.46	\$ 1.91	\$ 140.37
4-Axle tractor with cargo chassis	\$ 127.56	\$ 1.76	\$ 129.32
Item 205, Pg. 37A			
Roll-Out - Container, per Pick-Up			
5-25 feet	\$ 3.92	\$ 0.05	\$ 3.97
25+ feet per 5 feet increment, add	\$ 0.54	\$ 0.01	\$ 0.55
Roll-Out - Cart, per Month			
5-25 feet	\$ 5.41	\$ 0.07	\$ 5.48
25+ feet per 5 feet increment, add	\$ 0.54	\$ 0.01	\$ 0.55
Item 207, Pg. 38A			
Overweight			
Drop box	\$ 21.80	\$ 0.30	\$ 22.10
Compactor	\$ 21.80	\$ 0.30	\$ 22.10
Item 210, Pg. 39A			
Washing			
Per yard	\$ 7.53	\$ 0.10	\$ 7.63
Minimum	\$ 22.57	\$ 0.31	\$ 22.88
Steam Cleaning			
Per yard	\$ 7.74	\$ 0.11	\$ 7.85
Minimum	\$ 30.97	\$ 0.43	\$ 31.40
Sanitizing			
Per yard	\$ 7.53	\$ 0.10	\$ 7.63
Minimum	\$ 22.57	\$ 0.31	\$ 22.88
Pickup and Redelivery			
Up to 8 yards	\$ 45.79	\$ 0.63	\$ 46.42
Over 8 yards	\$ 97.31	\$ 1.34	\$ 98.65
Item 230, Pg. 40			
Disposal			
MSW ton	\$ 166.45	\$ -	\$ 166.45
Appliance with Freon	\$ 40.00	\$ -	\$ 40.00
Mattresses (over 3)	\$ 55.00	\$ -	\$ 55.00
Item 240, Pg. 41A			
Permanent Service			
First/Each Pickup			
1 yard	\$ 23.77	\$ 0.33	\$ 24.10
1.5 yard	\$ 32.88	\$ 0.45	\$ 33.33
2 yard	\$ 41.03	\$ 0.57	\$ 41.60
4 yard	\$ 77.09	\$ 1.06	\$ 78.15
6 yard	\$ 106.53	\$ 1.47	\$ 108.00
Special Pickup			
1 yard	\$ 25.94	\$ 0.36	\$ 26.30
1.5 yard	\$ 35.07	\$ 0.48	\$ 35.55
2 yard	\$ 43.21	\$ 0.60	\$ 43.81
4 yard	\$ 79.27	\$ 1.09	\$ 80.36
6 yard	\$ 108.71	\$ 1.50	\$ 110.21
Temporary Service			
Initial Delivery			
1 yard	\$ 42.63	\$ 0.59	\$ 43.22
1.5 yard	\$ 42.63	\$ 0.59	\$ 43.22
2 yard	\$ 42.63	\$ 0.59	\$ 43.22

Increase %'s	
Garbage	1.38%
Resi./MF Recycling	26.67%
Yard Waste	14.62%

	Current Tariff Rates	Rate Increase	New Proposed Increase
4 yard	\$ 42.63	\$ 0.59	\$ 43.22
6 yard	\$ 42.63	\$ 0.59	\$ 43.22
Pickup			
1 yard	\$ 25.94	\$ 0.36	\$ 26.30
1.5 yard	\$ 35.07	\$ 0.48	\$ 35.55
2 yard	\$ 43.21	\$ 0.60	\$ 43.81
4 yard	\$ 79.27	\$ 1.09	\$ 80.36
6 yard	\$ 108.71	\$ 1.50	\$ 110.21
Lost Containers			
1 yard	\$ 606.61	\$ 8.37	\$ 614.98
1.5 yard	\$ 657.16	\$ 9.07	\$ 666.23
2 yard	\$ 707.71	\$ 9.76	\$ 717.47
4 yard	\$ 859.36	\$ 11.86	\$ 871.22
6 yard	\$ 1,061.56	\$ 14.64	\$ 1,076.20
Lid, lock, unlock, unlatch	\$ 1.09	\$ 0.02	\$ 1.11
Item 245, Pg. 42A			
Permanent Service			
Each Pickup			
20 gallon cart	\$ 3.93	\$ 0.05	\$ 3.98
35 gallon cart	\$ 4.94	\$ 0.07	\$ 5.01
65 gallon cart	\$ 7.37	\$ 0.10	\$ 7.47
95 gallon cart	\$ 10.33	\$ 0.14	\$ 10.47
Minimum			
20 gallon cart	\$ 17.04	\$ 0.24	\$ 17.28
35 gallon cart	\$ 21.41	\$ 0.30	\$ 21.71
65 gallon cart	\$ 31.98	\$ 0.44	\$ 32.42
95 gallon cart	\$ 44.78	\$ 0.62	\$ 45.40
Other Charges			
Extra unit	\$ 4.77	\$ 0.07	\$ 4.84
Lid, lock, unlock, unlatch	\$ 1.09	\$ 0.02	\$ 1.11
Item 255, Pg. 44A 2.25:1 compaction			
Permanent Service			
Each Pickup			
2 yard	\$ 87.59	\$ 1.21	\$ 88.80
4 yard	\$ 159.14	\$ 2.20	\$ 161.34
6 yard	\$ 223.56	\$ 3.08	\$ 226.64
Special Pickup			
2 yard	\$ 94.14	\$ 1.30	\$ 95.44
4 yard	\$ 165.69	\$ 2.29	\$ 167.98
6 yard	\$ 230.10	\$ 3.17	\$ 233.27
Temporary Service			
Each Pickup			
2 yard	\$ 94.14	\$ 1.30	\$ 95.44
4 yard	\$ 165.69	\$ 2.29	\$ 167.98
6 yard	\$ 230.10	\$ 3.17	\$ 233.27
Other Charges			
Initial delivery	\$ 42.63	\$ 0.59	\$ 43.22
Disconnect/reconnect	\$ 7.14	\$ 0.10	\$ 7.24
Item 255, Pg. 45A 3:1 compaction			
Permanent Service			
Each Pickup			
2 yard	\$ 111.64	\$ 1.54	\$ 113.18
3 yard	\$ 152.72	\$ 2.11	\$ 154.83
4 yard	\$ 189.72	\$ 2.62	\$ 192.34
6 yard	\$ 281.50	\$ 3.88	\$ 285.38
Special Pickup			
2 yard	\$ 118.18	\$ 1.63	\$ 119.81
3 yard	\$ 159.25	\$ 2.20	\$ 161.45
4 yard	\$ 196.26	\$ 2.71	\$ 198.97
6 yard	\$ 288.04	\$ 3.97	\$ 292.01
Temporary Service			
Each Pickup			
2 yard	\$ 118.18	\$ 1.63	\$ 119.81
3 yard	\$ 159.25	\$ 2.20	\$ 161.45
4 yard	\$ 196.26	\$ 2.71	\$ 198.97
6 yard	\$ 288.04	\$ 3.97	\$ 292.01
Other Charges			
Initial delivery	\$ 42.63	\$ 0.59	\$ 43.22
Disconnect/reconnect	\$ 7.14	\$ 0.10	\$ 7.24
Item 255, Pg. 46A 4:1 compaction			
Permanent Service			
Each Pickup			
3 yard	\$ 194.18	\$ 2.68	\$ 196.86
4 yard	\$ 255.22	\$ 3.52	\$ 258.74
6 yard	\$ 363.05	\$ 5.01	\$ 368.06
Special Pickup			
3 yard	\$ 200.72	\$ 2.77	\$ 203.49
4 yard	\$ 261.77	\$ 3.61	\$ 265.38
6 yard	\$ 369.60	\$ 5.10	\$ 374.70
Temporary Service			
Each Pickup			
3 yard	\$ 200.72	\$ 2.77	\$ 203.49
4 yard	\$ 261.77	\$ 3.61	\$ 265.38
6 yard	\$ 369.60	\$ 5.10	\$ 374.70
Other Charges			

	Increase %'s
Garbage	1.38%
Resi./MF Recycling	26.67%
Yard Waste	14.62%

	Current Tariff Rates	Rate Increase	New Proposed Increase
Initial delivery	\$ 42.63	\$ 0.59	\$ 43.22
Disconnect/reconnect	\$ 7.14	\$ 0.10	\$ 7.24
Item 255, Pg. 47A 5:1 compaction			
Permanent Service			
Each Pickup			
4 yard	\$ 288.81	\$ 3.98	\$ 292.79
6 yard	\$ 410.66	\$ 5.67	\$ 416.33
Special Pickup			
4 yard	\$ 295.35	\$ 4.07	\$ 299.42
6 yard	\$ 417.20	\$ 5.76	\$ 422.96
Temporary Service			
Each Pickup			
4 yard	\$ 295.35	\$ 4.07	\$ 299.42
6 yard	\$ 417.20	\$ 5.76	\$ 422.96
Other Charges			
Initial delivery	\$ 42.63	\$ 0.59	\$ 43.22
Disconnect/reconnect	\$ 7.14	\$ 0.10	\$ 7.24
Item 255, Pg. 48A 2.25:1 compaction			
Permanent Service			
Each Pickup			
2 yard	\$ 106.06	\$ 1.46	\$ 107.52
4 yard	\$ 196.04	\$ 2.70	\$ 198.74
6 yard	\$ 278.91	\$ 3.85	\$ 282.76
Special Pickup			
2 yard	\$ 112.60	\$ 1.55	\$ 114.15
4 yard	\$ 202.57	\$ 2.79	\$ 205.36
6 yard	\$ 285.46	\$ 3.94	\$ 289.40
Temporary Service			
Each Pickup			
2 yard	\$ 112.60	\$ 1.55	\$ 114.15
4 yard	\$ 202.57	\$ 2.79	\$ 205.36
6 yard	\$ 285.46	\$ 3.94	\$ 289.40
Other Charges			
Initial delivery	\$ 42.63	\$ 0.59	\$ 43.22
Disconnect/reconnect	\$ 7.14	\$ 0.10	\$ 7.24
Recycling per yard	\$ 4.55	\$ 1.21	\$ 5.76
Item 255, Pg. 49A 3:1 compaction			
Permanent Service			
Each Pickup			
2 yard	\$ 136.23	\$ 1.88	\$ 138.11
3 yard	\$ 189.60	\$ 2.62	\$ 192.22
4 yard	\$ 238.91	\$ 3.30	\$ 242.21
6 yard	\$ 355.28	\$ 4.90	\$ 360.18
Special Pickup			
2 yard	\$ 142.77	\$ 1.97	\$ 144.74
3 yard	\$ 196.15	\$ 2.71	\$ 198.86
4 yard	\$ 245.44	\$ 3.39	\$ 248.83
6 yard	\$ 361.82	\$ 4.99	\$ 366.81
Temporary Service			
Each Pickup			
2 yard	\$ 142.77	\$ 1.97	\$ 144.74
3 yard	\$ 196.15	\$ 2.71	\$ 198.86
4 yard	\$ 245.44	\$ 3.39	\$ 248.83
6 yard	\$ 361.82	\$ 4.99	\$ 366.81
Other Charges			
Initial delivery	\$ 42.63	\$ 0.59	\$ 43.22
Disconnect/reconnect	\$ 7.14	\$ 0.10	\$ 7.24
Recycling per yard	\$ 4.55	\$ 1.21	\$ 5.76
Item 255, Pg. 50A 4:1 compaction			
Permanent Service			
Each Pickup			
3 yard	\$ 233.77	\$ 3.22	\$ 236.99
4 yard	\$ 308.39	\$ 4.25	\$ 312.64
6 yard	\$ 454.41	\$ 6.27	\$ 460.68
Special Pickup			
3 yard	\$ 240.31	\$ 3.32	\$ 243.63
4 yard	\$ 314.93	\$ 4.34	\$ 319.27
6 yard	\$ 450.95	\$ 6.22	\$ 457.17
Temporary Service			
Each Pickup			
3 yard	\$ 240.31	\$ 3.32	\$ 243.63
4 yard	\$ 314.93	\$ 4.34	\$ 319.27
6 yard	\$ 450.95	\$ 6.22	\$ 457.17
Other Charges			
Initial delivery	\$ 42.63	\$ 0.59	\$ 43.22
Disconnect/reconnect	\$ 7.14	\$ 0.10	\$ 7.24
Recycling per yard	\$ 4.55	\$ 1.21	\$ 5.76
Item 255, Pg. 51A 5:1 compaction			
Permanent Service			
Each Pickup			
4 yard	\$ 355.26	\$ 4.90	\$ 360.16
6 yard	\$ 512.35	\$ 7.07	\$ 519.42
Special Pickup			
4 yard	\$ 361.81	\$ 4.99	\$ 366.80
6 yard	\$ 518.89	\$ 7.16	\$ 526.05

Increase %'s	
Garbage	1.38%
Resi./MF Recycling	26.67%
Yard Waste	14.62%


	Current Tariff Rates	Rate Increase	New Proposed Increase
Temporary Service			
Each Pickup			
4 yard	\$ 361.81	\$ 4.99	\$ 366.80
6 yard	\$ 518.89	\$ 7.16	\$ 526.05
Other Charges			
Initial delivery	\$ 42.63	\$ 0.59	\$ 43.22
Disconnect/reconnect	\$ 7.14	\$ 0.10	\$ 7.24
Recycling per yard	\$ 4.55	\$ 1.21	\$ 5.76
Item 260, Pg. 52A			
Permanent Service			
Monthly Rent			
20 yard	\$ 90.24	\$ 1.24	\$ 91.48
25 yard	\$ 101.11	\$ 1.39	\$ 102.50
30 yard	\$ 110.90	\$ 1.53	\$ 112.43
40 yard	\$ 113.07	\$ 1.56	\$ 114.63
50 yard	\$ 152.22	\$ 2.10	\$ 154.32
First/Each Pickup			
20 yard	\$ 94.69	\$ 1.31	\$ 96.00
25 yard	\$ 103.80	\$ 1.43	\$ 105.23
30 yard	\$ 111.59	\$ 1.54	\$ 113.13
40 yard	\$ 134.91	\$ 1.86	\$ 136.77
50 yard	\$ 159.61	\$ 2.20	\$ 161.81
Temporary Service			
Initial Delivery			
20 yard	\$ 97.04	\$ 1.34	\$ 98.38
25 yard	\$ 97.04	\$ 1.34	\$ 98.38
30 yard	\$ 97.04	\$ 1.34	\$ 98.38
40 yard	\$ 97.04	\$ 1.34	\$ 98.38
50 yard	\$ 97.04	\$ 1.34	\$ 98.38
Pickups			
20 yard	\$ 113.00	\$ 1.56	\$ 114.56
25 yard	\$ 120.65	\$ 1.66	\$ 122.31
30 yard	\$ 127.13	\$ 1.75	\$ 128.88
40 yard	\$ 146.59	\$ 2.02	\$ 148.61
50 yard	\$ 168.99	\$ 2.33	\$ 171.32
Rent Per Month			
20 yard	\$ 153.35	\$ 2.12	\$ 155.47
25 yard	\$ 159.82	\$ 2.20	\$ 162.02
30 yard	\$ 166.94	\$ 2.30	\$ 169.24
40 yard	\$ 202.20	\$ 2.79	\$ 204.99
50 yard	\$ 252.67	\$ 3.49	\$ 256.16
Other Charges			
Excess mileage	\$ 3.82	\$ 0.05	\$ 3.87
Tarpping	\$ 12.98	\$ 0.18	\$ 13.16
Item 265, Pg. 53A			
Permanent Service			
Pickups			
10 yard	\$ 89.40	\$ 1.23	\$ 90.63
20 yard	\$ 94.69	\$ 1.31	\$ 96.00
25 yard	\$ 103.80	\$ 1.43	\$ 105.23
30 yard	\$ 111.59	\$ 1.54	\$ 113.13
40 yard	\$ 132.37	\$ 1.83	\$ 134.20
50 yard	\$ 149.20	\$ 2.06	\$ 151.26
Other Charges			
Excess mileage	\$ 3.82	\$ 0.05	\$ 3.87
Tarpping	\$ 12.98	\$ 0.18	\$ 13.16
Item 275, Pg. 55A			
Permanent Service			
Pickups			
10 yard	\$ 136.23	\$ 1.88	\$ 138.11
15 yard	\$ 140.76	\$ 1.94	\$ 142.70
20 yard	\$ 140.76	\$ 1.94	\$ 142.70
25 yard	\$ 146.00	\$ 2.01	\$ 148.01
30 yard	\$ 155.04	\$ 2.14	\$ 157.18
40 yard	\$ 160.28	\$ 2.21	\$ 162.49
50 yard	\$ 166.70	\$ 2.30	\$ 169.00
Other Charges			
Excess mileage	\$ 3.82	\$ 0.05	\$ 3.87
Disconnect/reconnect	\$ 7.14	\$ 0.10	\$ 7.24
Tarpping	\$ 12.98	\$ 0.18	\$ 13.16
Item 275, Pg. 56A			
Permanent Service			
Pickups			
45 yard	\$ 177.72	\$ 2.45	\$ 180.17
50 yard	\$ 190.81	\$ 2.63	\$ 193.44
Other Charges			
Excess mileage	\$ 3.82	\$ 0.05	\$ 3.87
Disconnect/reconnect	\$ 7.14	\$ 0.10	\$ 7.24
Tarpping	\$ 12.98	\$ 0.18	\$ 13.16

Waste Connections, Inc.
BS Close Report
2022-05

Districts/Grouping: 2111,2131
Exclude IC:

System:
SubSystem:

(drill) From Epicor - Current Mth Actual BS				(drill) Three Month BS Trend (from Epicor)			Change from Prior Period
Current Mth				Total			
Posted	Unposted	Staged	Total	Mar-22	Apr-22	May-22	




Waste Connections, Inc.
BS Close Report
2022-05

Districts/Grouping: 2111,2131
Exclude IC:

System:
SubSystem:

(drill) From Epicor - Current Mth Actual BS				(drill) Three Month BS Trend (from Epicor)			Change from Prior Period
Current Mth				Total			
Posted	Unposted	Staged	Total	Mar-22	Apr-22	May-22	



Waste Connections, Inc.
BS Close Report
2021-05

Districts/Grouping: 2111,2131

System:

Exclude IC:

SubSystem:

(drill)				(drill)				(drill)
From Epicor - Current Mth Actual BS				Three Month BS Trend (from Epicor)				
Current Mth							Total	Change from
Posted	Unposted	Staged	Total	Mar-21	Apr-21	May-21	Prior Period	



Waste Connections, Inc.
BS Close Report
2021-05

Districts/Grouping: 2111,2131

System:

Exclude IC:

SubSystem:

(drill)				(drill)			(drill)	(drill)	(drill)
From Epicor - Current Mth Actual BS				Three Month BS Trend (from Epicor)					
Current Mth				Total			Change from		
Posted	Unposted	Staged	Total	Mar-21	Apr-21	May-21	Prior Period		



Waste Connections, Inc.
BS Close Report
2021-05

Districts/Grouping: 2111,2131

System:

Exclude IC:

SubSystem:

(drill)				(drill)				(drill)
From Epicor - Current Mth Actual BS				Three Month BS Trend (from Epicor)				
Current Mth							Total	Change from
Posted	Unposted	Staged	Total	Mar-21	Apr-21	May-21	Prior Period	



Waste Connections, Inc.
BS Close Report
2021-05

Districts/Grouping: 2111,2131

System:

Exclude IC:

SubSystem:

(drill)				(drill)				(drill)
From Epicor - Current Mth Actual BS				Three Month BS Trend (from Epicor)				
Current Mth							Total	Change from
Posted	Unposted	Staged	Total	Mar-21	Apr-21	May-21	Prior Period	



Waste Connections, Inc.
BS Close Report
2022-05

Districts/Grouping: 2132

System:

Exclude IC:

SubSystem:

(drill) From Epicor - Current Mth Actual BS				(drill) Three Month BS Trend (from Epicor)			Change from Prior Period
Current Mth				Total			
Posted	Unposted	Staged	Total	Mar-22	Apr-22	May-22	



Waste Connections, Inc.
BS Close Report
2022-05

Districts/Grouping: 2132

System:

Exclude IC:

SubSystem:

(drill) From Epicor - Current Mth Actual BS				(drill) Three Month BS Trend (from Epicor)			Change from Prior Period
Current Mth				Total			
Posted	Unposted	Staged	Total	Mar-22	Apr-22	May-22	



Waste Connections, Inc.
BS Close Report
2021-05


Districts/Grouping: 2132

System:

Exclude IC:

SubSystem:

(drill) From Epicor - Current Mth Actual BS				(drill) Three Month BS Trend (from Epicor)			Change from Prior Period
Current Mth				Total			
Posted	Unposted	Staged	Total	Mar-21	Apr-21	May-21	



Waste Connections, Inc.
BS Close Report
2021-05


Districts/Grouping: 2132

System:

Exclude IC:

SubSystem:

(drill) From Epicor - Current Mth Actual BS				(drill) Three Month BS Trend (from Epicor)			Change from Prior Period
Current Mth				Total			
Posted	Unposted	Staged	Total	Mar-21	Apr-21	May-21	




Districts/Grouping: 2140

Exclude IC:
System:



Jun-21 Jul-21 Aug-21 Sep-21 Oct-21 Nov-21 Dec-21 Jan-22 Feb-22 Mar-22 Apr-22 May-22




Waste Connections, Inc.
BS Close Report
2022-05

Districts/Grouping: 2140

Exclude IC:
System:

Jun-21 Jul-21 Aug-21 Sep-21 Oct-21 Nov-21 Dec-21 Jan-22 Feb-22 Mar-22 Apr-22 May-22




Waste Connections, Inc.
BS Close Report
2022-05

Districts/Grouping: 2140

Exclude IC:
System:



Jun-21 Jul-21 Aug-21 Sep-21 Oct-21 Nov-21 Dec-21 Jan-22 Feb-22 Mar-22 Apr-22 May-22



Nov 2020-Aug 2021
 Sept 2021
 Oct 2021
 Nov 2021
 Dec 2021
 Jan 2022



Waste Connections, Inc.
 IS 210 - PL Review
 2022-05

Districts/Grouping: 2000 Exclude IC:
 System:

	Jun-21	Jul-21	Aug-21	Sep-21	Oct-21	Nov-21	Dec-21	Jan-22	Feb-22	Mar-22	Apr-22	May-22	Total	Murrey's Allocation	Adjust Out Unallowable	Adjusted Region OH Allocation
98501 Days - Weekdays	[REDACTED]															
70036 Other Bonus/Commission - Non-Safety																
70086 Safety and Training																
70090 WCN Training																
70095 Empl & Commun Activ																
70110 Contributions																
70147 Bldg & Property Maint																
70165 Communications																
70167 Cellular Telephone																
70170 Qualifying Operating Lease Expense																
70171 Variable Qualifying Lease Expense																
70185 Postage																
70190 Registration Fees																
70195 Dues and Subscriptions																
70200 Travel																
70201 Entertainment																
70202 Excursions Meetings																
70203 Lodging																
70205 Travel - Auto																
70206 Meals																
70207 Meals with Customers																
70210 Office Supplies and Equip																
70214 Credit Card Fees																
70215 Bank Charges																
70216 Outside Storages																
70225 Advertising and Promotions																
70230 External Recruiter Fees																
70231 Recruitment Advertising & Expenses																
70232 Recruitment Travel Expenses																
70255 Other Prof Fees																
70275 Property Taxes																
70301 Computer Software																
70302 Computer Supplies																
70303 Software License Fees																
70320 Credit and Collection																
70326 Deductible Current Year																
70330 Equipment/Truck Rodeo																
70336 Coffee Bar																
70902 Visual Lease Clearing Account																
G&A																
(A)																


Nov 2020-Aug
2021 Sept 2021 Oct 2021 Nov 2021 Dec 2021 Jan 2022

Waste Connections, Inc.
IS 210 - PL Review
2022-05

- 98501 Days - Weekdays

- 70036 Other Bonus/Commission - Non-Safety
- 70086 Safety and Training
- 70090 WCN Training
- 70095 Empl & Commun Activ
- 70110 Contributions
- 70147 Bldg & Property Maint
- 70165 Communications
- 70167 Cellular Telephone
- 70170 Qualifying Operating Lease Expense
- 70171 Variable Qualifying Lease Expense
- 70185 Postage
- 70190 Registration Fees
- 70195 Dues and Subscriptions
- 70200 Travel
- 70201 Entertainment
- 70202 Excursions Meetings
- 70203 Lodging
- 70205 Travel - Auto
- 70206 Meals
- 70207 Meals with Customers
- 70210 Office Supplies and Equip
- 70214 Credit Card Fees
- 70215 Bank Charges
- 70216 Outside Storages
- 70225 Advertising and Promotions
- 70230 External Recruiter Fees
- 70231 Recruitment Advertising & Expenses
- 70232 Recruitment Travel Expenses
- 70255 Other Prof Fees
- 70275 Property Taxes
- 70301 Computer Software
- 70302 Computer Supplies
- 70303 Software License Fees
- 70320 Credit and Collection
- 70326 Deductible Current Year
- 70330 Equipment/Truck Rodeo
- 70336 Coffee Bar
- 70902 Visual Lease Clearing Account

G&A



Waste Connections, Inc.
IS 210 - PL Review
2022-05

98501 Days - Weekdays



Nov 2020-Aug
2021 Sept 2021 Oct 2021 Nov 2021 Dec 2021 Jan 2022

Waste Connections, Inc.
IS 210 - PL Review
2022-05

- 98501 Days - Weekdays
- 70036 Other Bonus/Commission - Non-Safety
- 70086 Safety and Training
- 70090 WCN Training
- 70095 Empl & Commn Activ
- 70110 Contributions
- 70147 Bldg & Property Maint
- 70165 Communications
- 70167 Cellular Telephone
- 70170 Qualifying Operating Lease Expense
- 70171 Variable Qualifying Lease Expense
- 70185 Postage
- 70190 Registration Fees
- 70195 Dues and Subscriptions
- 70200 Travel
- 70201 Entertainment
- 70202 Excursions Meetings
- 70203 Lodging
- 70205 Travel - Auto
- 70206 Meals
- 70207 Meals with Customers
- 70210 Office Supplies and Equip
- 70214 Credit Card Fees
- 70215 Bank Charges
- 70216 Outside Storages
- 70225 Advertising and Promotions
- 70230 External Recruiter Fees
- 70231 Recruitment Advertising & Expenses
- 70232 Recruitment Travel Expenses
- 70255 Other Prof Fees
- 70275 Property Taxes
- 70301 Computer Software
- 70302 Computer Supplies
- 70303 Software License Fees
- 70320 Credit and Collection
- 70326 Deductible Current Year
- 70330 Equipment/Truck Rodeo
- 70336 Coffee Bar
- 70902 Visual Lease Clearing Account

G&A



Waste Connections, Inc.
IS 210 - PL Review
2022-05

98501 Days - Weekdays



Nov 2020-Aug 2021
Sept 2021
Oct 2021
Nov 2021
Dec 2021
Jan 2022



Waste Connections, Inc.
IS 210 - PL Review
2022-05

Districts/Grouping: 2000 Exclude IC:
System:


	Jun-21	Jul-21	Aug-21	Sep-21	Oct-21	Nov-21	Dec-21	Jan-22	Feb-22	Mar-22	Apr-22	May-22	Total	Murrey's Allocation	Adjust Out Unallowable	Adjusted Region OH Allocation
98501 Days - Weekdays																
70036 Other Bonus/Commission - Non-Safety																
70086 Safety and Training																
70090 WCN Training																
70095 Empl & Commun Activ																
70110 Contributions																
70147 Bldg & Property Maint																
70165 Communications																
70167 Cellular Telephone																
70170 Qualifying Operating Lease Expense																
70171 Variable Qualifying Lease Expense																
70185 Postage																
70190 Registration Fees																
70195 Dues and Subscriptions																
70200 Travel																
70201 Entertainment																
70202 Excursions Meetings																
70203 Lodging																
70205 Travel - Auto																
70206 Meals																
70207 Meals with Customers																
70210 Office Supplies and Equip																
70214 Credit Card Fees																
70215 Bank Charges																
70216 Outside Storages																
70225 Advertising and Promotions																
70230 External Recruiter Fees																
70231 Recruitment Advertising & Expenses																
70232 Recruitment Travel Expenses																
70255 Other Prof Fees																
70275 Property Taxes																
70301 Computer Software																
70302 Computer Supplies																
70303 Software License Fees																
70320 Credit and Collection																
70326 Deductible Current Year																
70330 Equipment/Truck Rodeo																
70336 Coffee Bar																
70902 Visual Lease Clearing Account																
G&A																
(A)																

Nov 2020-Aug
2021 Sept 2021 Oct 2021 Nov 2021 Dec 2021 Jan 2022

Waste Connections, Inc.
IS 210 - PL Review
2022-05

- 98501 Days - Weekdays
- 70036 Other Bonus/Commission - Non-Safety
- 70086 Safety and Training
- 70090 WCN Training
- 70095 Empl & Commn Activ
- 70110 Contributions
- 70147 Bldg & Property Maint
- 70165 Communications
- 70167 Cellular Telephone
- 70170 Qualifying Operating Lease Expense
- 70171 Variable Qualifying Lease Expense
- 70185 Postage
- 70190 Registration Fees
- 70195 Dues and Subscriptions
- 70200 Travel
- 70201 Entertainment
- 70202 Excursions Meetings
- 70203 Lodging
- 70205 Travel - Auto
- 70206 Meals
- 70207 Meals with Customers
- 70210 Office Supplies and Equip
- 70214 Credit Card Fees
- 70215 Bank Charges
- 70216 Outside Storages
- 70225 Advertising and Promotions
- 70230 External Recruiter Fees
- 70231 Recruitment Advertising & Expenses
- 70232 Recruitment Travel Expenses
- 70255 Other Prof Fees
- 70275 Property Taxes
- 70301 Computer Software
- 70302 Computer Supplies
- 70303 Software License Fees
- 70320 Credit and Collection
- 70326 Deductible Current Year
- 70330 Equipment/Truck Rodeo
- 70336 Coffee Bar
- 70902 Visual Lease Clearing Account

G&A



Waste Connections, Inc.
IS 210 - PL Review
2022-05

98501 Days - Weekdays



	YTD 12 2021 Actual	2022 Actual	Rolling 12	Adjustments	Adjusted Total
50086 Safety and Training					
51260 Depreciation					
52090 Uniforms					
52120 Parts and Materials					
56037 Termination Pay					
57255 Other Prof Fees					
57260 Depreciation					
59271 Property and Liability Insurance					
59331 RM Fixed Costs					
59340 Self Insurance Premium					
70010 Salaries					
70015 Deferred Comp Earnings					
70020 Wages Regular					
70025 Wages O.T.					
70030 Corp Allocated Bonus					
70036 Other Bonus/Commission - Non-Safety					
70037 Termination Pay					
70045 Contract Labor					
70050 Payroll Taxes					
70060 Group Insurance					
70065 Vacation Pay					
70070 Sick Pay					
70086 Safety and Training					
70090 WCN Training					
70095 Empl & Commun Activ					
70105 Employee Relocation					
70106 Corporate Office Relocation					
70110 Contributions					
70112 Political Contributions					
70116 Pension and Profit Sharing					
70120 Plane Parts & Materials					
70142 Fuel Expense					
70145 Outside Repairs					
70146 Aircraft Lubricants & Consumables					
70147 Bldg & Property Maint					
70165 Communications					
70167 Cellular Telephone					
70170 Real Estate Rentals					
70175 Equip/Vehicle Rental					
70185 Postage					
70190 Registration Fees					
70195 Dues and Subscriptions					
70196 Club Dues					
70200 Travel					
70201 Entertainment					
70202 Excursions Meetings					
70203 Lodging					
70205 Travel - Auto					
70206 Meals					
70210 Office Supplies and Equip					
70214 Credit Card Fees					
70215 Bank Charges					
70216 Outside Storages					
70230 External Recruiter Fees					
70231 Recruitment Advertising & Expenses					
70232 Recruitment Travel Expenses					
70235 Legal					
70240 Accounting Professional Fees					
70245 Payroll Processing Fees					
70250 Acquisition Cost Write Off					
70255 Other Prof Fees					
70260 Depreciation					
70271 Property and Liability Insurance					
70273 Directors and Officers Insurance					
70275 Property Taxes					
70300 Data Processing					
70301 Computer Software					
70302 Computer Supplies					
70324 Penalties and Violations					
70345 Security Services					
70357 Permits					
70371 Board of Directors Fees					
70372 Board of Directors Expense Report					
70475 Trade Shows					
Total expenses					
3*,13*9 Total eliminated revenues					
Inter-co elimination rev					
3* Gross Revenue before eliminations					
Total eligible allocation rate					


WASTE CONNECTIONS, INC.
CONSOLIDATED BALANCE SHEETS
(IN THOUSANDS OF U.S. DOLLARS, EXCEPT SHARE AND PER SHARE AMOUNTS)

	December 31,	
	2022	2021
ASSETS		
Current assets:		
Cash and equivalents	\$ 78,637	\$ 147,441
Accounts receivable, net of allowance for credit losses of \$22,939 and \$18,480 at December 31, 2022 and 2021, respectively	833,862	709,614
Prepaid expenses and other current assets	205,146	175,722
Total current assets	1,117,645	1,032,777
Restricted cash	102,727	72,174
Restricted investments	68,099	59,014
Property and equipment, net	6,950,915	5,721,949
Operating lease right-of-use assets	192,506	160,567
Goodwill	6,902,297	6,187,643
Intangible assets, net	1,673,917	1,350,597
Other assets, net	126,497	115,203
Total assets	\$ 17,134,603	\$ 14,699,924
LIABILITIES AND EQUITY		
Current liabilities:		
Accounts payable	\$ 638,728	\$ 392,868
Book overdraft	15,645	16,721
Deferred revenue	325,002	273,720
Accrued liabilities	431,247	442,596
Current portion of operating lease liabilities	35,170	38,017
Current portion of contingent consideration	60,092	62,804
Current portion of long-term debt and notes payable	6,759	6,020
Total current liabilities	1,512,643	1,232,746
Long-term portion of debt and notes payable	6,890,149	5,040,500
Long-term portion of operating lease liabilities	165,462	129,628
Long-term portion of contingent consideration	21,323	31,504
Deferred income taxes	1,013,742	850,921
Other long-term liabilities	417,640	421,080
Total liabilities	10,020,959	7,706,379
Commitments and contingencies (Note 13)		
Equity:		
Common shares: 257,211,175 shares issued and 257,145,716 shares outstanding at December 31, 2022; 260,283,158 shares issued and 260,212,496 shares outstanding at December 31, 2021	3,271,958	3,693,027
Additional paid-in capital	244,076	199,482
Accumulated other comprehensive income (loss)	(56,830)	39,584
Treasury shares: 65,459 and 70,662 shares at December 31, 2022 and 2021, respectively	—	—
Retained earnings	3,649,494	3,056,845
Total Waste Connections' equity	7,108,698	6,988,938
Noncontrolling interest in subsidiaries	4,946	4,607
Total equity	7,113,644	6,993,545

WASTE CONNECTIONS, INC.
CONSOLIDATED STATEMENTS OF NET INCOME
(IN THOUSANDS OF U.S. DOLLARS, EXCEPT SHARE AND PER SHARE AMOUNTS)

	Years Ended December 31,		
	2022	2021	2020
Revenues	\$ 7,211,859	\$ 6,151,361	\$ 5,445,990
Operating expenses:			
Cost of operations	4,336,012	3,654,074	3,276,808
Selling, general and administrative	696,467	612,337	537,632
Depreciation	763,285	673,730	621,102
Amortization of intangibles	155,675	139,279	131,302
Impairments and other operating items	18,230	32,316	466,718
Operating income	1,242,190	1,039,625	412,428
Interest expense	(202,331)	(162,796)	(162,375)
Interest income	5,950	2,916	5,253
Other income (expense), net	3,154	6,285	(1,392)
Loss on early extinguishment of debt	—	(115,288)	—
Income before income tax provision	1,048,963	770,742	253,914
Income tax provision	(212,962)	(152,253)	(49,922)
Net income	836,001	618,489	203,992
Plus (less): Net loss (income) attributable to noncontrolling interests	(339)	(442)	685
Net income attributable to Waste Connections	\$ 835,662	\$ 618,047	\$ 204,677
Earnings per common share attributable to Waste Connections' common shareholders:			
Basic	\$ 3.25	\$ 2.37	\$ 0.78
Diluted	\$ 3.24	\$ 2.36	\$ 0.78
Shares used in the per share calculations:			
Basic	257,383,578	261,166,723	263,189,699
Diluted	258,038,801	261,728,470	263,687,539
Cash dividends per common share	\$ 0.945	\$ 0.845	\$ 0.760

The accompanying notes are an integral part of these consolidated financial statements.



Murrey's Disposal Co., Inc. G-9
Vashon Disposal (Under American Disposal Co.)
Dump Fee Schedule
June 2021 -May 2022

	Pass Thru \$	Packer \$	Total \$	Regulated Pass Thru \$
	Acct. 31005	Plug	Acct. 40109	
Jun-21	648,977	1,777,424	2,426,401	427,242
Jul-21	655,983	1,832,558	2,488,540	402,281
Aug-21	669,733	1,709,270	2,379,003	420,055
Sep-21	772,593	1,710,792	2,483,385	426,255
Oct-21	669,005	1,682,853	2,351,858	459,928
Nov-21	701,994	1,816,516	2,518,511	445,832
Dec-21	682,743	1,468,181	2,150,924	435,908
Jan-22	701,078	2,088,502	2,789,580	471,080
Feb-22	607,634	1,516,625	2,124,259	401,008
Mar-22	715,759	1,786,104	2,501,863	468,482
Apr-22	690,021	1,664,991	2,355,012	439,368
May-22	740,642	1,757,514	2,498,155	504,490
Total	8,256,161	20,811,331	29,067,492	5,301,929
	28%	72%		
Tons (June-Feb)	36,257	92,592	-	23,082
Increase per ton	-\$2.06	-\$2.06		-\$2.06
Total Restating Adjustment	-74,690	-190,740	-265,430	-47,549

Pierce County Disposal Rates

Rate per ton March 21- February 22	\$168.51	
Increase Effective 3/1/22	-\$2.06	-1.2%
New Rate Effective 3/1/22	\$166.45	

NOTE: Ctrl+Shift+J to pull data

Date Range:

From: 2021-06
To: 2022-05

Total of Entries: 1,984,022.74 0.00 *pstd: P = Posted, U = Unposted, S = Staged, C:0 = I/C Unposted, -1 = Hanging out there.
Num of Entries Shown: 141 141 *records limit: #REF!

Full Account	Date	Amount USD	Amount CAD	Nat Currency	Journal Control Num	Psted*	Journal Description	User	R/Type

Journal Entry Query Tool
v.4.6

Other Criteria

Districts: 2111,2132,2140
Accts: 41201
System:
Subsystem:

Vendor Code:
Amount From:
Amount To:
Posting: All

Total of Entries: 1,984,022.74
Num of Entries Shown: 141

Full Account	Date	Amount USD	Vendor Code	One Time Vendor	Further Description	Date Doc	Doc Desc	Doc Ctrl Num	Po Ctrl Num	Vendor Order Num
--------------	------	------------	-------------	-----------------	---------------------	----------	----------	--------------	-------------	------------------

--	--	--	--	--	--	--	--	--	--	--

Journal Entry Query Tool

v.4.6


Total of Entries: 1,984,022.74
Num of Entries Shown: 141

Full Account	Date	Amount USD	Ticket Num	Document 2	Document 1	Class Code	Date Entered	Date Posted	Amt Net
--------------	------	------------	------------	------------	------------	------------	--------------	-------------	---------

Full Account	Date	Amount USD	Amount CAD	Nat Currency	Journal Control Num	Psted*	Journal Description	User	R/Type
--------------	------	------------	------------	--------------	---------------------	--------	---------------------	------	--------



Full Account	Date	Amount USD	Vendor Code	One Time Vendor	Further Description	Date Doc	Doc Desc	Doc Ctrl Num	Po Ctrl Num	Vendor Order Num
--------------	------	------------	-------------	-----------------	---------------------	----------	----------	--------------	-------------	------------------



Full Account	Date	Amount USD	Ticket Num	Document 2	Document 1	Class Code	Date Entered	Date Posted	Amt Net
--------------	------	------------	------------	------------	------------	------------	--------------	-------------	---------




Full Account	Date	Amount USD	Amount CAD	Nat Currency	Journal Control Num	Psted*	Journal Description	User	R/Type

Full Account	Date	Amount USD	Vendor Code	One Time Vendor	Further Description	Date Doc	Doc Desc	Doc Ctrl Num	Po Ctrl Num	Vendor Order Num
--------------	------	------------	-------------	-----------------	---------------------	----------	----------	--------------	-------------	------------------



Full Account	Date	Amount USD	Ticket Num	Document 2	Document 1	Class Code	Date Entered	Date Posted	Amt Net
--------------	------	------------	------------	------------	------------	------------	--------------	-------------	---------



Full Account	Date	Amount USD	Amount CAD	Nat Currency	Journal Control Num	Psted*	Journal Description	User	R/Type
[Redacted Content]									

Full Account	Date	Amount USD	Vendor Code
[REDACTED]			

NOTE: Ctrl+Shift+J to pull data

Date Range: From: 2021-06
To: 2022-05

Total of Entries: 1,058,365.66 0.00 *pstd: P = Posted, U = Unposted, S = Staged, C:0 = I/C Unposted, -1 = Hanging out there.
Num of Entries Shown: 222 222 *records limit: 10000

Full Account	Date	Amount USD	Amount CAD	Nat Currency	Journal Control Num	Psted*	Journal Description	User	R/Type
--------------	------	------------	------------	--------------	---------------------	--------	---------------------	------	--------

--	--	--	--	--	--	--	--	--	--

Journal Entry Query Tool
v.4.6

Other Criteria	
Districts:	2111,2132,2140
Accts:	43001
System:	
Subsystem:	
Vendor Code:	
Amount From:	
Amount To:	
Posting:	All

Total of Entries: 1,058,365.66
 Num of Entries Shown: 222

Full Account	Date	Amount USD	Vendor Code	One Time Vendor	Further Description	Date Doc	Doc Desc	Doc Ctrl Num	Po Ctrl Num	Vendor Order Num
--------------	------	------------	-------------	-----------------	---------------------	----------	----------	--------------	-------------	------------------

--	--	--	--	--	--	--	--	--	--	--

Journal Entry Query Tool
v.4.6

Total of Entries: 1,058,365.66
Num of Entries Shown: 222

Full Account	Date	Amount USD	Ticket Num	Document 2	Document 1	Class Code	Date Entered	Date Posted	Amt Net	Date Due
--------------	------	------------	------------	------------	------------	------------	--------------	-------------	---------	----------


Full Account	Date	Amount USD	Amount CAD	Nat Currency	Journal Control Num	Psted*	Journal Description	User	R/Type
--------------	------	------------	------------	--------------	---------------------	--------	---------------------	------	--------




Full Account	Date	Amount USD	Vendor Code	One Time Vendor	Further Description	Date Doc	Doc Desc	Doc Ctrl Num	Po Ctrl Num	Vendor Order Num
--------------	------	------------	-------------	-----------------	---------------------	----------	----------	--------------	-------------	------------------




Full Account	Date	Amount USD	Ticket Num	Document 2	Document 1	Class Code	Date Entered	Date Posted	Amt Net	Date Due
--------------	------	------------	------------	------------	------------	------------	--------------	-------------	---------	----------




Full Account	Date	Amount USD	Amount CAD	Nat Currency	Journal Control Num	Psted*	Journal Description	User	R/Type
--------------	------	------------	------------	--------------	---------------------	--------	---------------------	------	--------



Full Account	Date	Amount USD	Vendor Code	One Time Vendor	Further Description	Date Doc	Doc Desc	Doc Ctrl Num	Po Ctrl Num	Vendor Order Num
--------------	------	------------	-------------	-----------------	---------------------	----------	----------	--------------	-------------	------------------



Full Account	Date	Amount USD	Ticket Num	Document 2	Document 1	Class Code	Date Entered	Date Posted	Amt Net	Date Due
--------------	------	------------	------------	------------	------------	------------	--------------	-------------	---------	----------



Full Account	Date	Amount USD	Amount CAD	Nat Currency	Journal Control Num	Psted*	Journal Description	User	R/Type

Full Account	Date	Amount USD	Vendor Code
[REDACTED]			

Journal Entry Query Tool

v.4.6

NOTE: Ctrl+Shift+J to pull data

Date Range:
From: 2021-05
To: 2022-10

Districts:	closediv tacomah
Accts:	57148
System:	
Subsystem:	

Total of Entries:	124,684.09	0.00	*psd: P = Posted, U = Unposted, S = Staged, C:0 = I/C Unposted, -1 = Hanging out there.
Num of Entries Shown:	64	64	*records limit: 10000

Full Account	Date	Amount USD	Amount CAD	Nat Currency	Journal Control Num	Psted*	Journal Description	User	R/Type	Vendor Code	One Time Vendor

Journal Entry Query Tool

v.4.6

Other Criteria

Vendor Code:
Amount From:
Amount To:
Posting: [All](#)

Total of Entries: 124,684.09
Num of Entries Shown: 64


Full Account	Date	Amount USD	Further Description	Date Doc	Doc Desc	Doc Ctrl Num	Po Ctrl Num	Vendor Order Num	Ticket Num	Document 2	Document 1	Class Code
--------------	------	------------	---------------------	----------	----------	--------------	-------------	------------------	------------	------------	------------	------------

Journal Entry Query Tool

v.4.6

Total of Entries: 124,684.09
Num of Entries Shown: 64

Not included in print range																		
Full Account	Date	Amount USD	Date Entered	Date Posted	Amt Net	Date Due	Database	Reversing Flag	Hold Flag	Recurring Flag	Repeating Flag	Type Flag	Posted Flag	Seg1	Seg2	Seg3	Seg4	Staged_RefCode



Journal Entry Query Tool

v.4.6

Total of Entries: 124,684.09
Num of Entries Shown: 64

Full Account	Date	Amount USD	Staged_DocRef	Staged Year Month	Staged District	VO Number

Full Account	Date	Amount USD	Amount CAD	Nat Currency	Journal Control Num	Psted*	Journal Description	User	R/Type	Vendor Code	One Time Vendor

Full Account	Date	Amount USD	Further Description	Date Doc	Doc Desc

NOTE: Ctrl+Shift+J to pull data

Date Range: From: 2021-06
To: 2022-05

Total of Entries: 34,673.81 0.00 *pstd: P = Posted, U = Unposted, S = Staged, C:0 = I/C Unposted, -1 = Hanging out there.
Num of Entries Shown: 160 160 *records limit: 10000

Full Account	Date	Amount USD	Amount CAD	Nat Currency	Journal Control Num	Pstd*	Journal Description	User	R/Type
--------------	------	------------	------------	--------------	---------------------	-------	---------------------	------	--------

--	--	--	--	--	--	--	--	--	--

Journal Entry Query Tool

v.4.6

Other Criteria	
Districts:	2111,2131,2132,2140
Accts:	70195
System:	
Subsystem:	
Vendor Code:	
Amount From:	
Amount To:	
Posting:	All

Total of Entries: 34,673.81
 Num of Entries Shown: 160

Full Account	Date	Amount USD	Vendor Code	One Time Vendor	Further Description	Date Doc	Doc I Doc Ctrl Num	Po Ctrl Num
--------------	------	------------	-------------	-----------------	---------------------	----------	--------------------	-------------

--	--	--	--	--	--	--	--	--

Journal Entry Query Tool
v.4.6

Total of Entries: 34,673.81
Num of Entries Shown: 160

Full Account	Date	Amount USD	Vendor Order Num	Ticket Num	Document 2	Document 1	Class Code	Date Entered	Date Posted	Amt Net	Date Due
--------------	------	------------	------------------	------------	------------	------------	------------	--------------	-------------	---------	----------

Full Account	Date	Amount USD	Amount CAD	Nat Currency	Journal Control Num	Psted*	Journal Description	User	R/Type
--------------	------	------------	------------	--------------	---------------------	--------	---------------------	------	--------

--	--	--	--	--	--	--	--	--	--

Full Account	Date	Amount USD	Vendor Code	One Time Vendor	Further Description	Date Doc	Doc I Doc Ctrl Num	Po Ctrl Num

Full Account	Date	Amount USD	Vendor Order Num	Ticket Num	Document 2	Document 1	Class Code	Date Entered	Date Posted	Amt Net	Date Due
[Redacted Content]											

Full Account	Date	Amount USD	Amount CAD	Nat Currency	Journal Control Num	Psted*	Journal Description	User	R/Type

Full Account	Date	Amount USD	Vendor Code	One Time Vendor	Further Description	Date Doc	Doc I Doc Ctrl Num	Po Ctrl Num
[Redacted Content]								

Full Account	Date	Amount USD	Vendor Order Num	Ticket Num	Document 2	Document 1	Class Code	Date Entered	Date Posted	Amt Net	Date Due
[Redacted Content]											

Full Account	Date	Amount USD	Amount CAD	Nat Currency	Journal Control Num	Psted*	Journal Description	User	R/Type

Full Account	Date	Amount USD	Vendor Code	One Time Vendor	Further Description

Full Account	Date	Amount USD	Amount CAD	Nat Currency	Journal Control Num	Psted*	Journal Description	User	R/Type
--------------	------	------------	------------	--------------	---------------------	--------	---------------------	------	--------

Full Account	Date	Amount USD	Vendor Code	One Time Vendor	Further Description

Journal Entry Query Tool

v.4.6

NOTE: Ctrl+Shift+J to pull data

Date Range:

From: 2021-111
To: 2022-10

Districts: [closediv tacamah](#)
Accts: [55120,55125](#)
System:
Subsystem:

Total of Entries: 338,555.27 0.00 *pstd: P = Posted, U = Unposted, S = Staged, C:0 = I/C Unposted, -1 = Hanging out there.
Num of Entries Shown: 966 966 *records limit: 10000

Full Account	Date	Amount USD	Amount CAD	Nat Currency	Journal Control Num	Psted*	Journal Description	User	R/Type	Vendor Code	One Time Vendor
--------------	------	------------	------------	--------------	---------------------	--------	---------------------	------	--------	-------------	-----------------

Journal Entry Query Tool
v.4.6

Other Criteria

Vendor Code:
Amount From:
Amount To:
Posting: All


Total of Entries: 338,555.27
Num of Entries Shown: 966

Full Account	Date	Amount USD	Further Description	Date Doc	Doc Desc	Doc Ctrl Num	Po Ctrl Num	Vendor Order Num	Ticket Num	Document 2	Document 1
--------------	------	------------	---------------------	----------	----------	--------------	-------------	------------------	------------	------------	------------

[Redacted Content]											
--------------------	--	--	--	--	--	--	--	--	--	--	--

Total of Entries: 338,555.27
Num of Entries Shown: 966

Full Account	Date	Amount USD	Class Code	Date Entered	Date Posted	Amt Net	Date Due
--------------	------	------------	------------	--------------	-------------	---------	----------



Full Account	Date	Amount USD	Amount CAD	Nat Currency	Journal Control Num	Psted*	Journal Description	User	R/Type	Vendor Code	One Time Vendor
--------------	------	------------	------------	--------------	---------------------	--------	---------------------	------	--------	-------------	-----------------



Full Account	Date	Amount USD	Further Description	Date Doc	Doc Desc	Doc Ctrl Num	Po Ctrl Num	Vendor Order Num	Ticket Num	Document 2	Document 1
--------------	------	------------	---------------------	----------	----------	--------------	-------------	------------------	------------	------------	------------

[REDACTED]											
------------	--	--	--	--	--	--	--	--	--	--	--

Full Account	Date	Amount USD	Class Code	Date Entered	Date Posted	Amt Net	Date Due

Full Account	Date	Amount USD	Amount CAD	Nat Currency	Journal Control Num	Psted*	Journal Description	User	R/Type	Vendor Code	One Time Vendor
--------------	------	------------	------------	--------------	---------------------	--------	---------------------	------	--------	-------------	-----------------



Full Account	Date	Amount USD	Further Description	Date Doc	Doc Desc	Doc Ctrl Num	Po Ctrl Num	Vendor Order Num	Ticket Num	Document 2	Document 1
--------------	------	------------	---------------------	----------	----------	--------------	-------------	------------------	------------	------------	------------

[Redacted Content]											
--------------------	--	--	--	--	--	--	--	--	--	--	--

Full Account	Date	Amount USD	Class Code	Date Entered	Date Posted	Amt Net	Date Due

Full Account	Date	Amount USD	Amount CAD	Nat Currency	Journal Control Num	Psted*	Journal Description	User	R/Type	Vendor Code	One Time Vendor

Full Account	Date	Amount USD	Further Description	Date Doc	Doc Desc	Doc Ctrl Num	Po Ctrl Num	Vendor Order Num	Ticket Num	Document 2	Document 1
--------------	------	------------	---------------------	----------	----------	--------------	-------------	------------------	------------	------------	------------

[Redacted Content]											
--------------------	--	--	--	--	--	--	--	--	--	--	--

Full Account	Date	Amount USD	Class Code	Date Entered	Date Posted	Amt Net	Date Due

Full Account	Date	Amount USD	Amount CAD	Nat Currency	Journal Control Num	Psted*	Journal Description	User	R/Type	Vendor Code	One Time Vendor
--------------	------	------------	------------	--------------	---------------------	--------	---------------------	------	--------	-------------	-----------------



Full Account	Date	Amount USD	Further Description	Date Doc	Doc Desc	Doc Ctrl Num	Po Ctrl Num	Vendor Order Num	Ticket Num	Document 2	Document 1
[Redacted Content]											

Full Account	Date	Amount USD	Class Code	Date Entered	Date Posted	Amt Net	Date Due
[REDACTED]							

Full Account	Date	Amount USD	Amount CAD	Nat Currency	Journal Control Num	Psted*	Journal Description	User	R/Type	Vendor Code	One Time Vendor
--------------	------	------------	------------	--------------	---------------------	--------	---------------------	------	--------	-------------	-----------------



Full Account	Date	Amount USD	Further Description	Date Doc	Doc Desc	Doc Ctrl Num	Po Ctrl Num	Vendor Order Num	Ticket Num	Document 2	Document 1
[Redacted Content]											

Full Account	Date	Amount USD	Class Code	Date Entered	Date Posted	Amt Net	Date Due
[REDACTED]							

Full Account	Date	Amount USD	Amount CAD	Nat Currency	Journal Control Num	Psted*	Journal Description	User	R/Type	Vendor Code	One Time Vendor

Full Account	Date	Amount USD	Further Description	Date Doc	Doc Desc	Doc Ctrl Num	Po Ctrl Num	Vendor Order Num	Ticket Num	Document 2	Document 1
--------------	------	------------	---------------------	----------	----------	--------------	-------------	------------------	------------	------------	------------

[REDACTED]											
------------	--	--	--	--	--	--	--	--	--	--	--

Full Account	Date	Amount USD	Class Code	Date Entered	Date Posted	Amt Net	Date Due
[REDACTED]							

Full Account	Date	Amount USD	Amount CAD	Nat Currency	Journal Control Num	Psted*	Journal Description	User	R/Type	Vendor Code	One Time Vendor

Full Account	Date	Amount USD	Further Description	Date Doc	Doc Desc	Doc Ctrl Num	Po Ctrl Num	Vendor Order Num	Ticket Num	Document 2	Document 1
--------------	------	------------	---------------------	----------	----------	--------------	-------------	------------------	------------	------------	------------

[Redacted Content]											
--------------------	--	--	--	--	--	--	--	--	--	--	--

Full Account	Date	Amount USD	Class Code	Date Entered	Date Posted	Amt Net	Date Due
[Redacted Content]							

Full Account	Date	Amount USD	Amount CAD	Nat Currency	Journal Control Num	Psted*	Journal Description	User	R/Type	Vendor Code	One Time Vendor

Full Account	Date	Amount USD	Further Description	Date Doc	Doc Desc	Doc Ctrl Num	Po Ctrl Num	Vendor Order Num	Ticket Num	Document 2	Document 1
--------------	------	------------	---------------------	----------	----------	--------------	-------------	------------------	------------	------------	------------

[Redacted Content]											
--------------------	--	--	--	--	--	--	--	--	--	--	--

Full Account	Date	Amount USD	Class Code	Date Entered	Date Posted	Amt Net	Date Due
[Redacted Content]							

Full Account	Date	Amount USD	Amount CAD	Nat Currency	Journal Control Num	Psted*	Journal Description	User	R/Type	Vendor Code	One Time Vendor
--------------	------	------------	------------	--------------	---------------------	--------	---------------------	------	--------	-------------	-----------------



Full Account	Date	Amount USD	Further Description	Date Doc	Doc Desc	Doc Ctrl Num	Po Ctrl Num	Vendor Order Num	Ticket Num	Document 2	Document 1
--------------	------	------------	---------------------	----------	----------	--------------	-------------	------------------	------------	------------	------------

[Redacted Content]											
--------------------	--	--	--	--	--	--	--	--	--	--	--

Full Account	Date	Amount USD	Class Code	Date Entered	Date Posted	Amt Net	Date Due
[REDACTED]							

Full Account	Date	Amount USD	Amount CAD	Nat Currency	Journal Control Num	Psted*	Journal Description	User	R/Type	Vendor Code	One Time Vendor
--------------	------	------------	------------	--------------	---------------------	--------	---------------------	------	--------	-------------	-----------------



Full Account	Date	Amount USD	Further Description	Date Doc	Doc Desc	Doc Ctrl Num	Po Ctrl Num	Vendor Order Num	Ticket Num	Document 2	Document 1
[Redacted Content]											

Full Account	Date	Amount USD	Class Code	Date Entered	Date Posted	Amt Net	Date Due
[REDACTED]							

Full Account	Date	Amount USD	Amount CAD	Nat Currency	Journal Control Num	Psted*	Journal Description	User	R/Type	Vendor Code	One Time Vendor

Full Account	Date	Amount USD	Further Description	Date Doc	Doc Desc	Doc Ctrl Num	Po Ctrl Num	Vendor Order Num	Ticket Num	Document 2	Document 1
--------------	------	------------	---------------------	----------	----------	--------------	-------------	------------------	------------	------------	------------

[Redacted Content]											
--------------------	--	--	--	--	--	--	--	--	--	--	--

Full Account	Date	Amount USD	Class Code	Date Entered	Date Posted	Amt Net	Date Due
[REDACTED]							

Full Account	Date	Amount USD	Amount CAD	Nat Currency	Journal Control Num	Psted*	Journal Description	User	R/Type	Vendor Code	One Time Vendor

Journal Entry Query Tool

v.4.6

NOTE: Ctrl+Shift+J to pull data

Date Range:

From: 2021-11
To: 2022-10

Districts: [closediv tacamah](#)
Accts: [52120,52125,52140](#)
System:
Subsystem:

Total of Entries: 2,727,381.73 0.00 *pstd: P = Posted, U = Unposted, S = Staged, C:0 = I/C Unposted, -1 = Hanging out there.
Num of Entries Shown: 4,387 4,387 *records limit: #REF!

Full Account	Date	Amount USD	Amount CAD	Nat Currency	Journal Control Num	Pstd*	Journal Description	User	R/Type	Vendor Code	One Time Vendor
--------------	------	------------	------------	--------------	---------------------	-------	---------------------	------	--------	-------------	-----------------

--	--	--	--	--	--	--	--	--	--	--	--

Journal Entry Query Tool
v.4.6

Other Criteria

Vendor Code:
Amount From:
Amount To:
Posting: All


Total of Entries: 2,727,381.73
Num of Entries Shown: 4,387

Full Account	Date	Amount USD	Further Description	Date Doc	Doc Desc	Doc Ctrl Num	Po Ctrl Num	Vendor Order Num	Ticket Num	Document 2	Document 1
--------------	------	------------	---------------------	----------	----------	--------------	-------------	------------------	------------	------------	------------

--	--	--	--	--	--	--	--	--	--	--	--

Total of Entries: 2,727,381.73
Num of Entries Shown: 4,387

Full Account	Date	Amount USD	Class Code	Date Entered	Date Posted	Amt Net	Date Due
--------------	------	------------	------------	--------------	-------------	---------	----------



Full Account	Date	Amount USD	Amount CAD	Nat Currency	Journal Control Num	Psted*	Journal Description	User	R/Type	Vendor Code	One Time Vendor
--------------	------	------------	------------	--------------	---------------------	--------	---------------------	------	--------	-------------	-----------------



Full Account	Date	Amount USD	Further Description	Date Doc	Doc Desc	Doc Ctrl Num	Po Ctrl Num	Vendor Order Num	Ticket Num	Document 2	Document 1
--------------	------	------------	---------------------	----------	----------	--------------	-------------	------------------	------------	------------	------------

[Redacted Content]											
--------------------	--	--	--	--	--	--	--	--	--	--	--

Full Account	Date	Amount USD	Class Code	Date Entered	Date Posted	Amt Net	Date Due
[REDACTED]							

Full Account	Date	Amount USD	Amount CAD	Nat Currency	Journal Control Num	Psted*	Journal Description	User	R/Type	Vendor Code	One Time Vendor

Full Account	Date	Amount USD	Further Description	Date Doc	Doc Desc	Doc Ctrl Num	Po Ctrl Num	Vendor Order Num	Ticket Num	Document 2	Document 1
--------------	------	------------	---------------------	----------	----------	--------------	-------------	------------------	------------	------------	------------

[Redacted Content]											
--------------------	--	--	--	--	--	--	--	--	--	--	--

Full Account	Date	Amount USD	Class Code	Date Entered	Date Posted	Amt Net	Date Due
[Redacted Content]							

Full Account	Date	Amount USD	Amount CAD	Nat Currency	Journal Control Num	Psted*	Journal Description	User	R/Type	Vendor Code	One Time Vendor
--------------	------	------------	------------	--------------	---------------------	--------	---------------------	------	--------	-------------	-----------------



Full Account	Date	Amount USD	Further Description	Date Doc	Doc Desc	Doc Ctrl Num	Po Ctrl Num	Vendor Order Num	Ticket Num	Document 2	Document 1
--------------	------	------------	---------------------	----------	----------	--------------	-------------	------------------	------------	------------	------------

[Redacted Content]											
--------------------	--	--	--	--	--	--	--	--	--	--	--

Full Account	Date	Amount USD	Class Code	Date Entered	Date Posted	Amt Net	Date Due
[REDACTED]							

Full Account	Date	Amount USD	Amount CAD	Nat Currency	Journal Control Num	Psted*	Journal Description	User	R/Type	Vendor Code	One Time Vendor
--------------	------	------------	------------	--------------	---------------------	--------	---------------------	------	--------	-------------	-----------------



Full Account	Date	Amount USD	Further Description	Date Doc	Doc Desc	Doc Ctrl Num	Po Ctrl Num	Vendor Order Num	Ticket Num	Document 2	Document 1
--------------	------	------------	---------------------	----------	----------	--------------	-------------	------------------	------------	------------	------------

[Redacted Content]											
--------------------	--	--	--	--	--	--	--	--	--	--	--

Full Account	Date	Amount USD	Class Code	Date Entered	Date Posted	Amt Net	Date Due
[REDACTED]							

Full Account	Date	Amount USD	Amount CAD	Nat Currency	Journal Control Num	Psted*	Journal Description	User	R/Type	Vendor Code	One Time Vendor
--------------	------	------------	------------	--------------	---------------------	--------	---------------------	------	--------	-------------	-----------------



Full Account	Date	Amount USD	Further Description	Date Doc	Doc Desc	Doc Ctrl Num	Po Ctrl Num	Vendor Order Num	Ticket Num	Document 2	Document 1
--------------	------	------------	---------------------	----------	----------	--------------	-------------	------------------	------------	------------	------------

[Redacted Content]											
--------------------	--	--	--	--	--	--	--	--	--	--	--

Full Account	Date	Amount USD	Class Code	Date Entered	Date Posted	Amt Net	Date Due
[REDACTED]							

Full Account	Date	Amount USD	Amount CAD	Nat Currency	Journal Control Num	Psted*	Journal Description	User	R/Type	Vendor Code	One Time Vendor
--------------	------	------------	------------	--------------	---------------------	--------	---------------------	------	--------	-------------	-----------------



Full Account	Date	Amount USD	Further Description	Date Doc	Doc Desc	Doc Ctrl Num	Po Ctrl Num	Vendor Order Num	Ticket Num	Document 2	Document 1
--------------	------	------------	---------------------	----------	----------	--------------	-------------	------------------	------------	------------	------------

[Redacted Content]											
--------------------	--	--	--	--	--	--	--	--	--	--	--

Full Account	Date	Amount USD	Class Code	Date Entered	Date Posted	Amt Net	Date Due

Full Account	Date	Amount USD	Amount CAD	Nat Currency	Journal Control Num	Psted*	Journal Description	User	R/Type	Vendor Code	One Time Vendor
--------------	------	------------	------------	--------------	---------------------	--------	---------------------	------	--------	-------------	-----------------



Full Account	Date	Amount USD	Further Description	Date Doc	Doc Desc	Doc Ctrl Num	Po Ctrl Num	Vendor Order Num	Ticket Num	Document 2	Document 1
--------------	------	------------	---------------------	----------	----------	--------------	-------------	------------------	------------	------------	------------

[Redacted Content]											
--------------------	--	--	--	--	--	--	--	--	--	--	--

Full Account	Date	Amount USD	Class Code	Date Entered	Date Posted	Amt Net	Date Due
[Redacted Content]							

Full Account	Date	Amount USD	Amount CAD	Nat Currency	Journal Control Num	Psted*	Journal Description	User	R/Type	Vendor Code	One Time Vendor

Full Account	Date	Amount USD	Further Description	Date Doc	Doc Desc	Doc Ctrl Num	Po Ctrl Num	Vendor Order Num	Ticket Num	Document 2	Document 1
--------------	------	------------	---------------------	----------	----------	--------------	-------------	------------------	------------	------------	------------

[REDACTED]											
------------	--	--	--	--	--	--	--	--	--	--	--

Full Account	Date	Amount USD	Class Code	Date Entered	Date Posted	Amt Net	Date Due
[Redacted Content]							

Full Account	Date	Amount USD	Amount CAD	Nat Currency	Journal Control Num	Psted*	Journal Description	User	R/Type	Vendor Code	One Time Vendor
--------------	------	------------	------------	--------------	---------------------	--------	---------------------	------	--------	-------------	-----------------



Full Account	Date	Amount USD	Further Description	Date Doc	Doc Desc	Doc Ctrl Num	Po Ctrl Num	Vendor Order Num	Ticket Num	Document 2	Document 1
--------------	------	------------	---------------------	----------	----------	--------------	-------------	------------------	------------	------------	------------

[Redacted Content]											
--------------------	--	--	--	--	--	--	--	--	--	--	--

Full Account	Date	Amount USD	Class Code	Date Entered	Date Posted	Amt Net	Date Due
[REDACTED]							

Full Account	Date	Amount USD	Amount CAD	Nat Currency	Journal Control Num	Psted*	Journal Description	User	R/Type	Vendor Code	One Time Vendor
--------------	------	------------	------------	--------------	---------------------	--------	---------------------	------	--------	-------------	-----------------



Full Account	Date	Amount USD	Further Description	Date Doc	Doc Desc	Doc Ctrl Num	Po Ctrl Num	Vendor Order Num	Ticket Num	Document 2	Document 1
--------------	------	------------	---------------------	----------	----------	--------------	-------------	------------------	------------	------------	------------

[Redacted Content]											
--------------------	--	--	--	--	--	--	--	--	--	--	--

Full Account	Date	Amount USD	Class Code	Date Entered	Date Posted	Amt Net	Date Due

Full Account	Date	Amount USD	Amount CAD	Nat Currency	Journal Control Num	Psted*	Journal Description	User	R/Type	Vendor Code	One Time Vendor
--------------	------	------------	------------	--------------	---------------------	--------	---------------------	------	--------	-------------	-----------------



Full Account	Date	Amount USD	Further Description	Date Doc	Doc Desc	Doc Ctrl Num	Po Ctrl Num	Vendor Order Num	Ticket Num	Document 2	Document 1
--------------	------	------------	---------------------	----------	----------	--------------	-------------	------------------	------------	------------	------------

[REDACTED]											
------------	--	--	--	--	--	--	--	--	--	--	--

Full Account	Date	Amount USD	Class Code	Date Entered	Date Posted	Amt Net	Date Due
[REDACTED]							

Full Account	Date	Amount USD	Amount CAD	Nat Currency	Journal Control Num	Psted*	Journal Description	User	R/Type	Vendor Code	One Time Vendor
--------------	------	------------	------------	--------------	---------------------	--------	---------------------	------	--------	-------------	-----------------



Full Account	Date	Amount USD	Further Description	Date Doc	Doc Desc	Doc Ctrl Num	Po Ctrl Num	Vendor Order Num	Ticket Num	Document 2	Document 1
--------------	------	------------	---------------------	----------	----------	--------------	-------------	------------------	------------	------------	------------

[Redacted Content]											
--------------------	--	--	--	--	--	--	--	--	--	--	--

Full Account	Date	Amount USD	Class Code	Date Entered	Date Posted	Amt Net	Date Due
[REDACTED]							

Full Account	Date	Amount USD	Amount CAD	Nat Currency	Journal Control Num	Psted*	Journal Description	User	R/Type	Vendor Code	One Time Vendor
--------------	------	------------	------------	--------------	---------------------	--------	---------------------	------	--------	-------------	-----------------



Full Account	Date	Amount USD	Further Description	Date Doc	Doc Desc	Doc Ctrl Num	Po Ctrl Num	Vendor Order Num	Ticket Num	Document 2	Document 1
--------------	------	------------	---------------------	----------	----------	--------------	-------------	------------------	------------	------------	------------

[Redacted Content]											
--------------------	--	--	--	--	--	--	--	--	--	--	--

Full Account	Date	Amount USD	Class Code	Date Entered	Date Posted	Amt Net	Date Due
[REDACTED]							

Full Account	Date	Amount USD	Amount CAD	Nat Currency	Journal Control Num	Psted*	Journal Description	User	R/Type	Vendor Code	One Time Vendor

Full Account	Date	Amount USD	Further Description	Date Doc	Doc Desc	Doc Ctrl Num	Po Ctrl Num	Vendor Order Num	Ticket Num	Document 2	Document 1
--------------	------	------------	---------------------	----------	----------	--------------	-------------	------------------	------------	------------	------------

[Redacted Content]											
--------------------	--	--	--	--	--	--	--	--	--	--	--

Full Account	Date	Amount USD	Class Code	Date Entered	Date Posted	Amt Net	Date Due
[REDACTED]							

Full Account	Date	Amount USD	Amount CAD	Nat Currency	Journal Control Num	Psted*	Journal Description	User	R/Type	Vendor Code	One Time Vendor
--------------	------	------------	------------	--------------	---------------------	--------	---------------------	------	--------	-------------	-----------------



Full Account	Date	Amount USD	Further Description	Date Doc	Doc Desc	Doc Ctrl Num	Po Ctrl Num	Vendor Order Num	Ticket Num	Document 2	Document 1
--------------	------	------------	---------------------	----------	----------	--------------	-------------	------------------	------------	------------	------------

[Redacted Content]											
--------------------	--	--	--	--	--	--	--	--	--	--	--

Full Account	Date	Amount USD	Class Code	Date Entered	Date Posted	Amt Net	Date Due
[REDACTED]							

Full Account	Date	Amount USD	Amount CAD	Nat Currency	Journal Control Num	Psted*	Journal Description	User	R/Type	Vendor Code	One Time Vendor
--------------	------	------------	------------	--------------	---------------------	--------	---------------------	------	--------	-------------	-----------------



Full Account	Date	Amount USD	Further Description	Date Doc	Doc Desc	Doc Ctrl Num	Po Ctrl Num	Vendor Order Num	Ticket Num	Document 2	Document 1
--------------	------	------------	---------------------	----------	----------	--------------	-------------	------------------	------------	------------	------------

[Redacted Content]											
--------------------	--	--	--	--	--	--	--	--	--	--	--

Full Account	Date	Amount USD	Class Code	Date Entered	Date Posted	Amt Net	Date Due
[REDACTED]							

Full Account	Date	Amount USD	Amount CAD	Nat Currency	Journal Control Num	Psted*	Journal Description	User	R/Type	Vendor Code	One Time Vendor
--------------	------	------------	------------	--------------	---------------------	--------	---------------------	------	--------	-------------	-----------------



Full Account	Date	Amount USD	Further Description	Date Doc	Doc Desc	Doc Ctrl Num	Po Ctrl Num	Vendor Order Num	Ticket Num	Document 2	Document 1
--------------	------	------------	---------------------	----------	----------	--------------	-------------	------------------	------------	------------	------------

[REDACTED]											
------------	--	--	--	--	--	--	--	--	--	--	--

Full Account	Date	Amount USD	Class Code	Date Entered	Date Posted	Amt Net	Date Due

Full Account	Date	Amount USD	Amount CAD	Nat Currency	Journal Control Num	Psted*	Journal Description	User	R/Type	Vendor Code	One Time Vendor
--------------	------	------------	------------	--------------	---------------------	--------	---------------------	------	--------	-------------	-----------------



Full Account	Date	Amount USD	Further Description	Date Doc	Doc Desc	Doc Ctrl Num	Po Ctrl Num	Vendor Order Num	Ticket Num	Document 2	Document 1

Full Account	Date	Amount USD	Class Code	Date Entered	Date Posted	Amt Net	Date Due
[Redacted Content]							

Full Account	Date	Amount USD	Amount CAD	Nat Currency	Journal Control Num	Psted*	Journal Description	User	R/Type	Vendor Code	One Time Vendor
--------------	------	------------	------------	--------------	---------------------	--------	---------------------	------	--------	-------------	-----------------



Full Account	Date	Amount USD	Further Description	Date Doc	Doc Desc	Doc Ctrl Num	Po Ctrl Num	Vendor Order Num	Ticket Num	Document 2	Document 1
[Redacted Content]											

Full Account	Date	Amount USD	Class Code	Date Entered	Date Posted	Amt Net	Date Due

Full Account	Date	Amount USD	Amount CAD	Nat Currency	Journal Control Num	Psted*	Journal Description	User	R/Type	Vendor Code	One Time Vendor
--------------	------	------------	------------	--------------	---------------------	--------	---------------------	------	--------	-------------	-----------------



Full Account	Date	Amount USD	Further Description	Date Doc	Doc Desc	Doc Ctrl Num	Po Ctrl Num	Vendor Order Num	Ticket Num	Document 2	Document 1
--------------	------	------------	---------------------	----------	----------	--------------	-------------	------------------	------------	------------	------------

[REDACTED]											
------------	--	--	--	--	--	--	--	--	--	--	--

Full Account	Date	Amount USD	Class Code	Date Entered	Date Posted	Amt Net	Date Due

Full Account	Date	Amount USD	Amount CAD	Nat Currency	Journal Control Num	Psted*	Journal Description	User	R/Type	Vendor Code	One Time Vendor
--------------	------	------------	------------	--------------	---------------------	--------	---------------------	------	--------	-------------	-----------------




Full Account	Date	Amount USD	Further Description	Date Doc	Doc Desc	Doc Ctrl Num	Po Ctrl Num	Vendor Order Num	Ticket Num	Document 2	Document 1
[Redacted Content]											

Full Account	Date	Amount USD	Class Code	Date Entered	Date Posted	Amt Net	Date Due

Full Account	Date	Amount USD	Amount CAD	Nat Currency	Journal Control Num	Psted*	Journal Description	User	R/Type	Vendor Code	One Time Vendor
--------------	------	------------	------------	--------------	---------------------	--------	---------------------	------	--------	-------------	-----------------



Full Account	Date	Amount USD	Further Description	Date Doc	Doc Desc	Doc Ctrl Num	Po Ctrl Num	Vendor Order Num	Ticket Num	Document 2	Document 1
--------------	------	------------	---------------------	----------	----------	--------------	-------------	------------------	------------	------------	------------



Full Account	Date	Amount USD	Class Code	Date Entered	Date Posted	Amt Net	Date Due
[REDACTED]							

Full Account	Date	Amount USD	Amount CAD	Nat Currency	Journal Control Num	Psted*	Journal Description	User	R/Type	Vendor Code	One Time Vendor
--------------	------	------------	------------	--------------	---------------------	--------	---------------------	------	--------	-------------	-----------------



Full Account	Date	Amount USD	Further Description	Date Doc	Doc Desc	Doc Ctrl Num	Po Ctrl Num	Vendor Order Num	Ticket Num	Document 2	Document 1
--------------	------	------------	---------------------	----------	----------	--------------	-------------	------------------	------------	------------	------------

[Redacted Content]											
--------------------	--	--	--	--	--	--	--	--	--	--	--

Full Account	Date	Amount USD	Class Code	Date Entered	Date Posted	Amt Net	Date Due

Full Account	Date	Amount USD	Amount CAD	Nat Currency	Journal Control Num	Psted*	Journal Description	User	R/Type	Vendor Code	One Time Vendor
--------------	------	------------	------------	--------------	---------------------	--------	---------------------	------	--------	-------------	-----------------



Full Account	Date	Amount USD	Further Description	Date Doc	Doc Desc	Doc Ctrl Num	Po Ctrl Num	Vendor Order Num	Ticket Num	Document 2	Document 1
--------------	------	------------	---------------------	----------	----------	--------------	-------------	------------------	------------	------------	------------

[Redacted Content]											
--------------------	--	--	--	--	--	--	--	--	--	--	--

Full Account	Date	Amount USD	Class Code	Date Entered	Date Posted	Amt Net	Date Due
[REDACTED]							

Full Account	Date	Amount USD	Amount CAD	Nat Currency	Journal Control Num	Psted*	Journal Description	User	R/Type	Vendor Code	One Time Vendor

Full Account	Date	Amount USD	Further Description	Date Doc	Doc Desc	Doc Ctrl Num	Po Ctrl Num	Vendor Order Num	Ticket Num	Document 2	Document 1
--------------	------	------------	---------------------	----------	----------	--------------	-------------	------------------	------------	------------	------------

[Redacted Content]											
--------------------	--	--	--	--	--	--	--	--	--	--	--

Full Account	Date	Amount USD	Class Code	Date Entered	Date Posted	Amt Net	Date Due
[REDACTED]							

Full Account	Date	Amount USD	Amount CAD	Nat Currency	Journal Control Num	Psted*	Journal Description	User	R/Type	Vendor Code	One Time Vendor
--------------	------	------------	------------	--------------	---------------------	--------	---------------------	------	--------	-------------	-----------------



Full Account	Date	Amount USD	Further Description	Date Doc	Doc Desc	Doc Ctrl Num	Po Ctrl Num	Vendor Order Num	Ticket Num	Document 2	Document 1
--------------	------	------------	---------------------	----------	----------	--------------	-------------	------------------	------------	------------	------------

[Redacted Content]											
--------------------	--	--	--	--	--	--	--	--	--	--	--

Full Account	Date	Amount USD	Class Code	Date Entered	Date Posted	Amt Net	Date Due
[REDACTED]							

Full Account	Date	Amount USD	Amount CAD	Nat Currency	Journal Control Num	Psted*	Journal Description	User	R/Type	Vendor Code	One Time Vendor
--------------	------	------------	------------	--------------	---------------------	--------	---------------------	------	--------	-------------	-----------------



Full Account	Date	Amount USD	Further Description	Date Doc	Doc Desc	Doc Ctrl Num	Po Ctrl Num	Vendor Order Num	Ticket Num	Document 2	Document 1
--------------	------	------------	---------------------	----------	----------	--------------	-------------	------------------	------------	------------	------------

[Redacted Content]											
--------------------	--	--	--	--	--	--	--	--	--	--	--

Full Account	Date	Amount USD	Class Code	Date Entered	Date Posted	Amt Net	Date Due
[Redacted Content]							

Full Account	Date	Amount USD	Amount CAD	Nat Currency	Journal Control Num	Psted*	Journal Description	User	R/Type	Vendor Code	One Time Vendor
--------------	------	------------	------------	--------------	---------------------	--------	---------------------	------	--------	-------------	-----------------



Full Account	Date	Amount USD	Further Description	Date Doc	Doc Desc	Doc Ctrl Num	Po Ctrl Num	Vendor Order Num	Ticket Num	Document 2	Document 1
--------------	------	------------	---------------------	----------	----------	--------------	-------------	------------------	------------	------------	------------

[Redacted Content]											
--------------------	--	--	--	--	--	--	--	--	--	--	--

Full Account	Date	Amount USD	Class Code	Date Entered	Date Posted	Amt Net	Date Due
[REDACTED]							

Full Account	Date	Amount USD	Amount CAD	Nat Currency	Journal Control Num	Psted*	Journal Description	User	R/Type	Vendor Code	One Time Vendor
--------------	------	------------	------------	--------------	---------------------	--------	---------------------	------	--------	-------------	-----------------



Full Account	Date	Amount USD	Further Description	Date Doc	Doc Desc	Doc Ctrl Num	Po Ctrl Num	Vendor Order Num	Ticket Num	Document 2	Document 1
--------------	------	------------	---------------------	----------	----------	--------------	-------------	------------------	------------	------------	------------

[Redacted Content]											
--------------------	--	--	--	--	--	--	--	--	--	--	--

Full Account	Date	Amount USD	Class Code	Date Entered	Date Posted	Amt Net	Date Due
[REDACTED]							

Full Account	Date	Amount USD	Amount CAD	Nat Currency	Journal Control Num	Psted*	Journal Description	User	R/Type	Vendor Code	One Time Vendor
--------------	------	------------	------------	--------------	---------------------	--------	---------------------	------	--------	-------------	-----------------



Full Account	Date	Amount USD	Further Description	Date Doc	Doc Desc	Doc Ctrl Num	Po Ctrl Num	Vendor Order Num	Ticket Num	Document 2	Document 1
--------------	------	------------	---------------------	----------	----------	--------------	-------------	------------------	------------	------------	------------

[Redacted Content]											
--------------------	--	--	--	--	--	--	--	--	--	--	--

Full Account	Date	Amount USD	Class Code	Date Entered	Date Posted	Amt Net	Date Due
[REDACTED]							

Full Account	Date	Amount USD	Amount CAD	Nat Currency	Journal Control Num	Psted*	Journal Description	User	R/Type	Vendor Code	One Time Vendor
--------------	------	------------	------------	--------------	---------------------	--------	---------------------	------	--------	-------------	-----------------



Full Account	Date	Amount USD	Further Description	Date Doc	Doc Desc	Doc Ctrl Num	Po Ctrl Num	Vendor Order Num	Ticket Num	Document 2	Document 1
--------------	------	------------	---------------------	----------	----------	--------------	-------------	------------------	------------	------------	------------

[Redacted Content]											
--------------------	--	--	--	--	--	--	--	--	--	--	--

Full Account	Date	Amount USD	Class Code	Date Entered	Date Posted	Amt Net	Date Due
[REDACTED]							

Full Account	Date	Amount USD	Amount CAD	Nat Currency	Journal Control Num	Psted*	Journal Description	User	R/Type	Vendor Code	One Time Vendor
--------------	------	------------	------------	--------------	---------------------	--------	---------------------	------	--------	-------------	-----------------



Full Account	Date	Amount USD	Further Description	Date Doc	Doc Desc	Doc Ctrl Num	Po Ctrl Num	Vendor Order Num	Ticket Num	Document 2	Document 1
--------------	------	------------	---------------------	----------	----------	--------------	-------------	------------------	------------	------------	------------

[Redacted Content]											
--------------------	--	--	--	--	--	--	--	--	--	--	--

Full Account	Date	Amount USD	Class Code	Date Entered	Date Posted	Amt Net	Date Due
[REDACTED]							

Full Account	Date	Amount USD	Amount CAD	Nat Currency	Journal Control Num	Psted*	Journal Description	User	R/Type	Vendor Code	One Time Vendor
--------------	------	------------	------------	--------------	---------------------	--------	---------------------	------	--------	-------------	-----------------



Full Account	Date	Amount USD	Further Description	Date Doc	Doc Desc	Doc Ctrl Num	Po Ctrl Num	Vendor Order Num	Ticket Num	Document 2	Document 1
--------------	------	------------	---------------------	----------	----------	--------------	-------------	------------------	------------	------------	------------

[Redacted Content]											
--------------------	--	--	--	--	--	--	--	--	--	--	--

Full Account	Date	Amount USD	Class Code	Date Entered	Date Posted	Amt Net	Date Due

Full Account	Date	Amount USD	Amount CAD	Nat Currency	Journal Control Num	Psted*	Journal Description	User	R/Type	Vendor Code	One Time Vendor
--------------	------	------------	------------	--------------	---------------------	--------	---------------------	------	--------	-------------	-----------------



Full Account	Date	Amount USD	Further Description	Date Doc	Doc Desc	Doc Ctrl Num	Po Ctrl Num	Vendor Order Num	Ticket Num	Document 2	Document 1
--------------	------	------------	---------------------	----------	----------	--------------	-------------	------------------	------------	------------	------------

[Redacted Content]											
--------------------	--	--	--	--	--	--	--	--	--	--	--

Full Account	Date	Amount USD	Class Code	Date Entered	Date Posted	Amt Net	Date Due

Full Account	Date	Amount USD	Amount CAD	Nat Currency	Journal Control Num	Psted*	Journal Description	User	R/Type	Vendor Code	One Time Vendor
--------------	------	------------	------------	--------------	---------------------	--------	---------------------	------	--------	-------------	-----------------



Full Account	Date	Amount USD	Further Description	Date Doc	Doc Desc	Doc Ctrl Num	Po Ctrl Num	Vendor Order Num	Ticket Num	Document 2	Document 1
--------------	------	------------	---------------------	----------	----------	--------------	-------------	------------------	------------	------------	------------

[REDACTED]											
------------	--	--	--	--	--	--	--	--	--	--	--

Full Account	Date	Amount USD	Class Code	Date Entered	Date Posted	Amt Net	Date Due

Full Account	Date	Amount USD	Amount CAD	Nat Currency	Journal Control Num	Psted*	Journal Description	User	R/Type	Vendor Code	One Time Vendor
--------------	------	------------	------------	--------------	---------------------	--------	---------------------	------	--------	-------------	-----------------



Full Account	Date	Amount USD	Further Description	Date Doc	Doc Desc	Doc Ctrl Num	Po Ctrl Num	Vendor Order Num	Ticket Num	Document 2	Document 1
--------------	------	------------	---------------------	----------	----------	--------------	-------------	------------------	------------	------------	------------

[Redacted Content]											
--------------------	--	--	--	--	--	--	--	--	--	--	--

Full Account	Date	Amount USD	Class Code	Date Entered	Date Posted	Amt Net	Date Due
[REDACTED]							

Full Account	Date	Amount USD	Amount CAD	Nat Currency	Journal Control Num	Psted*	Journal Description	User	R/Type	Vendor Code	One Time Vendor

Full Account	Date	Amount USD	Further Description	Date Doc	Doc Desc	Doc Ctrl Num	Po Ctrl Num	Vendor Order Num	Ticket Num	Document 2	Document 1
--------------	------	------------	---------------------	----------	----------	--------------	-------------	------------------	------------	------------	------------

[Redacted Content]											
--------------------	--	--	--	--	--	--	--	--	--	--	--

Full Account	Date	Amount USD	Class Code	Date Entered	Date Posted	Amt Net	Date Due
[REDACTED]							

Full Account	Date	Amount USD	Amount CAD	Nat Currency	Journal Control Num	Psted*	Journal Description	User	R/Type	Vendor Code	One Time Vendor
--------------	------	------------	------------	--------------	---------------------	--------	---------------------	------	--------	-------------	-----------------



Full Account	Date	Amount USD	Further Description	Date Doc	Doc Desc	Doc Ctrl Num	Po Ctrl Num	Vendor Order Num	Ticket Num	Document 2	Document 1
--------------	------	------------	---------------------	----------	----------	--------------	-------------	------------------	------------	------------	------------

[Redacted Content]											
--------------------	--	--	--	--	--	--	--	--	--	--	--

Full Account	Date	Amount USD	Class Code	Date Entered	Date Posted	Amt Net	Date Due

Full Account	Date	Amount USD	Amount CAD	Nat Currency	Journal Control Num	Psted*	Journal Description	User	R/Type	Vendor Code	One Time Vendor
--------------	------	------------	------------	--------------	---------------------	--------	---------------------	------	--------	-------------	-----------------



Full Account	Date	Amount USD	Further Description	Date Doc	Doc Desc	Doc Ctrl Num	Po Ctrl Num	Vendor Order Num	Ticket Num	Document 2	Document 1
[Redacted Content]											

Full Account	Date	Amount USD	Class Code	Date Entered	Date Posted	Amt Net	Date Due
[Redacted]							

Full Account	Date	Amount USD	Amount CAD	Nat Currency	Journal Control Num	Psted*	Journal Description	User	R/Type	Vendor Code	One Time Vendor
--------------	------	------------	------------	--------------	---------------------	--------	---------------------	------	--------	-------------	-----------------



Full Account	Date	Amount USD	Further Description	Date Doc	Doc Desc	Doc Ctrl Num	Po Ctrl Num	Vendor Order Num	Ticket Num	Document 2	Document 1
--------------	------	------------	---------------------	----------	----------	--------------	-------------	------------------	------------	------------	------------

[Redacted Content]											
--------------------	--	--	--	--	--	--	--	--	--	--	--

Full Account	Date	Amount USD	Class Code	Date Entered	Date Posted	Amt Net	Date Due
[REDACTED]							

Full Account	Date	Amount USD	Amount CAD	Nat Currency	Journal Control Num	Psted*	Journal Description	User	R/Type	Vendor Code	One Time Vendor
--------------	------	------------	------------	--------------	---------------------	--------	---------------------	------	--------	-------------	-----------------



Full Account	Date	Amount USD	Further Description	Date Doc	Doc Desc	Doc Ctrl Num	Po Ctrl Num	Vendor Order Num	Ticket Num	Document 2	Document 1
--------------	------	------------	---------------------	----------	----------	--------------	-------------	------------------	------------	------------	------------

[Redacted Content]											
--------------------	--	--	--	--	--	--	--	--	--	--	--

Full Account	Date	Amount USD	Class Code	Date Entered	Date Posted	Amt Net	Date Due
[REDACTED]							

Full Account	Date	Amount USD	Amount CAD	Nat Currency	Journal Control Num	Psted*	Journal Description	User	R/Type	Vendor Code	One Time Vendor
--------------	------	------------	------------	--------------	---------------------	--------	---------------------	------	--------	-------------	-----------------



Full Account	Date	Amount USD	Further Description	Date Doc	Doc Desc	Doc Ctrl Num	Po Ctrl Num	Vendor Order Num	Ticket Num	Document 2	Document 1
[Redacted Content]											

Full Account	Date	Amount USD	Class Code	Date Entered	Date Posted	Amt Net	Date Due
[REDACTED]							

Full Account	Date	Amount USD	Amount CAD	Nat Currency	Journal Control Num	Psted*	Journal Description	User	R/Type	Vendor Code	One Time Vendor
--------------	------	------------	------------	--------------	---------------------	--------	---------------------	------	--------	-------------	-----------------



Full Account	Date	Amount USD	Further Description	Date Doc	Doc Desc	Doc Ctrl Num	Po Ctrl Num	Vendor Order Num	Ticket Num	Document 2	Document 1
--------------	------	------------	---------------------	----------	----------	--------------	-------------	------------------	------------	------------	------------

[Redacted Content]											
--------------------	--	--	--	--	--	--	--	--	--	--	--

Full Account	Date	Amount USD	Class Code	Date Entered	Date Posted	Amt Net	Date Due
[REDACTED]							

Full Account	Date	Amount USD	Amount CAD	Nat Currency	Journal Control Num	Psted*	Journal Description	User	R/Type	Vendor Code	One Time Vendor
--------------	------	------------	------------	--------------	---------------------	--------	---------------------	------	--------	-------------	-----------------



Full Account	Date	Amount USD	Further Description	Date Doc	Doc Desc	Doc Ctrl Num	Po Ctrl Num	Vendor Order Num	Ticket Num	Document 2	Document 1
--------------	------	------------	---------------------	----------	----------	--------------	-------------	------------------	------------	------------	------------

[Redacted Content]											
--------------------	--	--	--	--	--	--	--	--	--	--	--

Full Account	Date	Amount USD	Class Code	Date Entered	Date Posted	Amt Net	Date Due

Full Account	Date	Amount USD	Amount CAD	Nat Currency	Journal Control Num	Psted*	Journal Description	User	R/Type	Vendor Code	One Time Vendor

Full Account	Date	Amount USD	Further Description	Date Doc	Doc Desc	Doc Ctrl Num	Po Ctrl Num	Vendor Order Num	Ticket Num	Document 2	Document 1
[Redacted Content]											

Full Account	Date	Amount USD	Class Code	Date Entered	Date Posted	Amt Net	Date Due
[REDACTED]							

Full Account	Date	Amount USD	Amount CAD	Nat Currency	Journal Control Num	Psted*	Journal Description	User	R/Type	Vendor Code	One Time Vendor
--------------	------	------------	------------	--------------	---------------------	--------	---------------------	------	--------	-------------	-----------------



Full Account	Date	Amount USD	Further Description	Date Doc	Doc Desc	Doc Ctrl Num	Po Ctrl Num	Vendor Order Num	Ticket Num	Document 2	Document 1
--------------	------	------------	---------------------	----------	----------	--------------	-------------	------------------	------------	------------	------------

[Redacted Content]											
--------------------	--	--	--	--	--	--	--	--	--	--	--

Full Account	Date	Amount USD	Class Code	Date Entered	Date Posted	Amt Net	Date Due
[REDACTED]							

Full Account	Date	Amount USD	Amount CAD	Nat Currency	Journal Control Num	Psted*	Journal Description	User	R/Type	Vendor Code	One Time Vendor
--------------	------	------------	------------	--------------	---------------------	--------	---------------------	------	--------	-------------	-----------------



Full Account	Date	Amount USD	Further Description	Date Doc	Doc Desc	Doc Ctrl Num	Po Ctrl Num	Vendor Order Num	Ticket Num	Document 2	Document 1

Full Account	Date	Amount USD	Class Code	Date Entered	Date Posted	Amt Net	Date Due
[REDACTED]							

Full Account	Date	Amount USD	Amount CAD	Nat Currency	Journal Control Num	Psted*	Journal Description	User	R/Type	Vendor Code	One Time Vendor
--------------	------	------------	------------	--------------	---------------------	--------	---------------------	------	--------	-------------	-----------------



Full Account	Date	Amount USD	Further Description	Date Doc	Doc Desc	Doc Ctrl Num	Po Ctrl Num	Vendor Order Num	Ticket Num	Document 2	Document 1
[Redacted Content]											

Full Account	Date	Amount USD	Class Code	Date Entered	Date Posted	Amt Net	Date Due
[REDACTED]							

Full Account	Date	Amount USD	Amount CAD	Nat Currency	Journal Control Num	Psted*	Journal Description	User	R/Type	Vendor Code	One Time Vendor

Full Account	Date	Amount USD	Further Description	Date Doc	Doc Desc	Doc Ctrl Num	Po Ctrl Num	Vendor Order Num	Ticket Num	Document 2	Document 1
[Redacted Content]											

Full Account	Date	Amount USD	Class Code	Date Entered	Date Posted	Amt Net	Date Due
[Redacted Content]							

Full Account	Date	Amount USD	Amount CAD	Nat Currency	Journal Control Num	Psted*	Journal Description	User	R/Type	Vendor Code	One Time Vendor

Full Account	Date	Amount USD	Further Description	Date Doc	Doc Desc	Doc Ctrl Num	Po Ctrl Num	Vendor Order Num	Ticket Num	Document 2	Document 1
--------------	------	------------	---------------------	----------	----------	--------------	-------------	------------------	------------	------------	------------

[Redacted Content]											
--------------------	--	--	--	--	--	--	--	--	--	--	--

Full Account	Date	Amount USD	Class Code	Date Entered	Date Posted	Amt Net	Date Due
[REDACTED]							

Full Account	Date	Amount USD	Amount CAD	Nat Currency	Journal Control Num	Psted*	Journal Description	User	R/Type	Vendor Code	One Time Vendor
--------------	------	------------	------------	--------------	---------------------	--------	---------------------	------	--------	-------------	-----------------



Full Account	Date	Amount USD	Further Description	Date Doc	Doc Desc	Doc Ctrl Num	Po Ctrl Num	Vendor Order Num	Ticket Num	Document 2	Document 1
[Redacted Content]											

Full Account	Date	Amount USD	Class Code	Date Entered	Date Posted	Amt Net	Date Due

Full Account	Date	Amount USD	Amount CAD	Nat Currency	Journal Control Num	Psted*	Journal Description	User	R/Type	Vendor Code	One Time Vendor
--------------	------	------------	------------	--------------	---------------------	--------	---------------------	------	--------	-------------	-----------------



Full Account	Date	Amount USD	Further Description	Date Doc	Doc Desc	Doc Ctrl Num	Po Ctrl Num	Vendor Order Num	Ticket Num	Document 2	Document 1
[REDACTED]											

Full Account	Date	Amount USD	Class Code	Date Entered	Date Posted	Amt Net	Date Due
[REDACTED]							

Full Account	Date	Amount USD	Amount CAD	Nat Currency	Journal Control Num	Psted*	Journal Description	User	R/Type	Vendor Code	One Time Vendor
--------------	------	------------	------------	--------------	---------------------	--------	---------------------	------	--------	-------------	-----------------



Full Account	Date	Amount USD	Further Description	Date Doc	Doc Desc	Doc Ctrl Num	Po Ctrl Num	Vendor Order Num	Ticket Num	Document 2	Document 1
[Redacted Content]											

Full Account	Date	Amount USD	Class Code	Date Entered	Date Posted	Amt Net	Date Due

Full Account	Date	Amount USD	Amount CAD	Nat Currency	Journal Control Num	Psted*	Journal Description	User	R/Type	Vendor Code	One Time Vendor
--------------	------	------------	------------	--------------	---------------------	--------	---------------------	------	--------	-------------	-----------------



Full Account	Date	Amount USD	Further Description	Date Doc	Doc Desc	Doc Ctrl Num	Po Ctrl Num	Vendor Order Num	Ticket Num	Document 2	Document 1
--------------	------	------------	---------------------	----------	----------	--------------	-------------	------------------	------------	------------	------------

[REDACTED]											
------------	--	--	--	--	--	--	--	--	--	--	--

Full Account	Date	Amount USD	Class Code	Date Entered	Date Posted	Amt Net	Date Due
[REDACTED]							

Full Account	Date	Amount USD	Amount CAD	Nat Currency	Journal Control Num	Psted*	Journal Description	User	R/Type	Vendor Code	One Time Vendor

Full Account	Date	Amount USD	Further Description	Date Doc	Doc Desc	Doc Ctrl Num	Po Ctrl Num	Vendor Order Num	Ticket Num	Document 2	Document 1

Full Account	Date	Amount USD	Class Code	Date Entered	Date Posted	Amt Net	Date Due

Date Range:

From: 2021-06
To: 2022-05

Districts: 2111,2132,2140
Accts: 70255
System:
Subsystem:

Total of Entries: 135,417.86 0.00 *pstd: P = Posted, U = Unposted, S = Staged, C:0 = I/C Unposted, -1 = Hanging out there.
Num of Entries Shown: 321 321 *records limit: 10000

Full Account	Date	Amount USD	Amount CAD	Nat Currency	Journal Control Num	Pstd*	Journal Description	User	R/Type	Vendor Code	One Time Venc
--------------	------	------------	------------	--------------	---------------------	-------	---------------------	------	--------	-------------	---------------

Other Criteria

Vendor Code:
Amount From:
Amount To:
Posting: All


Total of Entries: 135,417.86
Num of Entries Shown: 321

Full Account	Date	Amount USD	Further Description	Date Doc	Doc Desc	Doc Ctrl Num	Po Ctrl Num	Vendor Order Num	Ticket Num	Document 2	Document 1
--------------	------	------------	---------------------	----------	----------	--------------	-------------	------------------	------------	------------	------------


--	--	--	--	--	--	--	--	--	--	--	--

Total of Entries: 135,417.86
Num of Entries Shown: 321

Full Account	Date	Amount USD	Class Code	Date Entered	Date Posted	Amt Net	Date Due
--------------	------	------------	------------	--------------	-------------	---------	----------



Full Account	Date	Amount USD	Amount CAD	Nat Currency	Journal Control Num	Psted*	Journal Description	User	R/Type	Vendor Code	One Time Venc
--------------	------	------------	------------	--------------	---------------------	--------	---------------------	------	--------	-------------	---------------



Full Account	Date	Amount USD	Further Description	Date Doc	Doc Desc	Doc Ctrl Num	Po Ctrl Num	Vendor Order Num	Ticket Num	Document 2	Document 1
--------------	------	------------	---------------------	----------	----------	--------------	-------------	------------------	------------	------------	------------



Full Account	Date	Amount USD	Class Code	Date Entered	Date Posted	Amt Net	Date Due
--------------	------	------------	------------	--------------	-------------	---------	----------



Full Account	Date	Amount USD	Amount CAD	Nat Currency	Journal Control Num	Psted*	Journal Description	User	R/Type	Vendor Code	One Time Venc
--------------	------	------------	------------	--------------	---------------------	--------	---------------------	------	--------	-------------	---------------



Full Account	Date	Amount USD	Further Description	Date Doc	Doc Desc	Doc Ctrl Num	Po Ctrl Num	Vendor Order Num	Ticket Num	Document 2	Document 1
--------------	------	------------	---------------------	----------	----------	--------------	-------------	------------------	------------	------------	------------



Full Account	Date	Amount USD	Class Code	Date Entered	Date Posted	Amt Net	Date Due
--------------	------	------------	------------	--------------	-------------	---------	----------



Full Account	Date	Amount USD	Amount CAD	Nat Currency	Journal Control Num	Psted*	Journal Description	User	R/Type	Vendor Code	One Time Venc
--------------	------	------------	------------	--------------	---------------------	--------	---------------------	------	--------	-------------	---------------



Full Account	Date	Amount USD	Further Description	Date Doc	Doc Desc	Doc Ctrl Num	Po Ctrl Num	Vendor Order Num	Ticket Num	Document 2	Document 1
--------------	------	------------	---------------------	----------	----------	--------------	-------------	------------------	------------	------------	------------




Full Account	Date	Amount USD	Class Code	Date Entered	Date Posted	Amt Net	Date Due
--------------	------	------------	------------	--------------	-------------	---------	----------




Full Account	Date	Amount USD	Amount CAD	Nat Currency	Journal Control Num	Psted*	Journal Description	User	R/Type	Vendor Code	One Time Venc
--------------	------	------------	------------	--------------	---------------------	--------	---------------------	------	--------	-------------	---------------




Full Account	Date	Amount USD	Further Description	Date Doc	Doc Desc	Doc Ctrl Num	Po Ctrl Num	Vendor Order Num	Ticket Num	Document 2	Document 1

Full Account	Date	Amount USD	Class Code	Date Entered	Date Posted	Amt Net	Date Due
							


Full Account	Date	Amount USD	Amount CAD	Nat Currency	Journal Control Num	Psted*	Journal Description	User	R/Type	Vendor Code	One Time Venc
--------------	------	------------	------------	--------------	---------------------	--------	---------------------	------	--------	-------------	---------------




Full Account	Date	Amount USD	Further Description	Date Doc	Doc Desc	Doc Ctrl Num	Po Ctrl Num	Vendor Order Num	Ticket Num	Document 2
--------------	------	------------	---------------------	----------	----------	--------------	-------------	------------------	------------	------------



Full Account	Date	Amount USD	Amount CAD	Nat Currency	Journal Control Num	Psted*	Journal Description	User	R/Type	Vendor Code	One Time Venc
--------------	------	------------	------------	--------------	---------------------	--------	---------------------	------	--------	-------------	---------------



Full Account	Date	Amount USD	Further Description	Date Doc	Doc Desc	Doc Ctrl Num	Po Ctrl Num	Vendor Order Num	Ticket Num	Document 2
--------------	------	------------	---------------------	----------	----------	--------------	-------------	------------------	------------	------------



Date Range:

From: 2021-06
To: 2022-05

Districts:
Accts:
System:
Subsystem:

Total of Entries: 34,768.57 0.00 *pstd: P = Posted, U = Unposted, S = Staged, C:0 = I/C Unposted, -1 = Hanging out there.
Num of Entries Shown: 101 101 *records limit: 10000

Full Account	Date	Amount USD	Amount CAD	Nat Currency	Journal Control Nu	Pstd*	Journal Description	User	R/Type	Vendor Code
--------------	------	------------	------------	--------------	--------------------	-------	---------------------	------	--------	-------------

--	--	--	--	--	--	--	--	--	--	--

Other Criteria

2111,2132,2140
70235

Vendor Code:
Amount From:
Amount To:
Posting: All


Total of Entries: 34,768.57
Num of Entries Shown: 101

Full Account	Date	Amount USD	One Time Vendor	Further Description	Date Doc	Doc Desc	Doc Ctrl Num	Po Ctrl Num
--------------	------	------------	-----------------	---------------------	----------	----------	--------------	-------------




Total of Entries: 34,768.57
Num of Entries Shown: 101

Full Account	Date	Amount USD	Vendor Order Num	Ticket Num	Document 2	Document 1	Class Code	Date Entered	Date Posted	Amt Net	Date Due
--------------	------	------------	------------------	------------	------------	------------	------------	--------------	-------------	---------	----------




Full Account	Date	Amount USD	Amount CAD	Nat Currency	Journal Control Nu	Psted*	Journal Description	User	R/Type	Vendor Code
--------------	------	------------	------------	--------------	--------------------	--------	---------------------	------	--------	-------------



Full Account	Date	Amount USD	One Time Vendor	Further Description	Date Doc	Doc Desc	Doc Ctrl Num	Po Ctrl Num
--------------	------	------------	-----------------	---------------------	----------	----------	--------------	-------------



Full Account	Date	Amount USD	Vendor Order Num	Ticket Num	Document 2	Document 1	Class Code	Date Entered	Date Posted	Amt Net	Date Due
--------------	------	------------	------------------	------------	------------	------------	------------	--------------	-------------	---------	----------



Full Account	Date	Amount USD	One Time Vendor	Further Description	Date Doc
--------------	------	------------	-----------------	---------------------	----------

--	--	--	--	--	--

NOTE: Ctrl+Shift+J to pull data

Date Range:

From: 2021-06
To: 2022-05

Districts:
Accts:
System:
Subsystem:

Total of Entries: 34,426.63 0.00 *pstd: P = Posted, U = Unposted, S = Staged, C:0 = I/C Unposted, -1 = Hanging out there.
Num of Entries Shown: 38 38 *records limit: 10000

Full Account	Date	Amount USD	Amount CAD	Nat Currency	Journal Control Num	Pstd*	Journal Description	User	R/Type	Vendor Code
--------------	------	------------	------------	--------------	---------------------	-------	---------------------	------	--------	-------------

End of List

Journal Entry Query Tool
v.4.6

Other Criteria	
2111,2132,2140 91010	Vendor Code: Amount From: Amount To: Posting: All

Total of Entries: 34,426.63
Num of Entries Shown: 38


Full Account	Date	Amount USD	One Time Vendor	Further Description	Date Doc	FAR #

End of List

Journal Entry Query Tool
v.4.6

Total of Entries: 34,426.63
Num of Entries Shown: 38

Full Account	Date	Amount USD	Doc Ctrl Num	Po Ctrl Num	Vendor Order Num	Ticket Num	Document 2	Document 1	Class Code	Date Entered	Date Posted
--------------	------	------------	--------------	-------------	------------------	------------	------------	------------	------------	--------------	-------------



End of List

