

Mason County Garbage, Inc.  
 Income Statement  
 2020-11

Districts/Grouping: 2149 (include IC:  
 System:

TEXT IN RED BOX CONFIDENTIAL PER WAC 480-07-160

	Dec-19	Jan-20	Feb-20	Mar-20	Apr-20	May-20	Jun-20	Jul-20	Aug-20	Sep-20	Oct-20	Nov-20	Total	
98501 Days - Weekdays	22	23	20	22	22	21	22	23	21	22	22	21	261	0%
31000 Hauling Revenue - Roll Off Permanent														4%
31002 Hauling Revenue - Roll Off Rental														3%
31004 Hauling Revenue - Roll Off Recycling														1%
31005 Hauling Revenue - Roll Off Disposal Ch														8%
31010 Hauling Revenue - Roll Off Extras														1%
31020 Hauling Revenue - Roll Off Special Was														1%
32000 Hauling Revenue - Residential MSW														42%
32001 Hauling Revenue - Residential MSW Ex														2%
32003 Hauling Revenue - Residential MSW Sp														1%
32103 Hauling Revenue - Residential Recyclin														14%
32110 Hauling Revenue - Residential Compos														0%
33000 Hauling Revenue - Commercial FEL														1%
33010 Hauling Revenue - Commercial REL														16%
33011 Hauling Revenue - Commercial REL Ex														1%
33030 Hauling Revenue - Commercial Recyclin														3%
33031 Hauling Revenue - Commercial Recyclin														2%
33032 Hauling Revenue - Commercial Recyclin														0%
Hauling Revenue														99%
35001 Transfer Station - Third Party Adjustmer														0%
Transfer and MRF														0%
35510 Proceeds - OCC														0%
35512 Proceeds - Sorted Resi Papers and Nev														0%
35513 Proceeds - Aluminum UBC														0%
35517 Proceeds - Other Recyclables														0%
35519 Proceeds - Intercompany Material Sales														0%
35564 Proceeds - Mixed Rigid Plastics														0%
Recycling Proceeds														1%
Landfill Revenue														
Intermodal														
38000 Other Revenue														0%
38001 P-Card Rebate Revenue														0%
Other Revenue														0%
<b>Revenue</b>														100%
40101 Disposal Landfill														29%
40122 Disposal Other														0%
40139 Disposal Transfer Station Intercompany														0%
Disposal														30%

Mason County Garbage, Inc.  
 Income Statement  
 2020-11

Districts/Grouping: 2149 (include IC:  
 System:

TEXT IN RED BOX CONFIDENTIAL PER WAC 480-07-160

	Dec-19	Jan-20	Feb-20	Mar-20	Apr-20	May-20	Jun-20	Jul-20	Aug-20	Sep-20	Oct-20	Nov-20	Total	
98501 Days - Weekdays	22	23	20	22	22	21	22	23	21	22	22	21	261	0%
40861 Processing Fees MRF														0%
40869 Processing Fees MRF Intercompany														0%
MRF Processing														0%
41121 Brokerage Cost														0%
43001 Taxes and Pass Thru Fees														2%
43002 WUTC Taxes														0%
Brok. and Taxes														3%
44169 Cost of Materials - Intercompany														0%
Cost of Materials														0%
Other Expense														
<b>Rev Reductions</b>														33%
<b>Net Revenue</b>														67%
50010 Salaries														0%
50020 Wages Regular														10%
50025 Wages O.T.														1%
50035 Safety Bonuses														0%
50036 Other Bonus/Commission - Non-Safety														0%
50050 Payroll Taxes														1%
50060 Group Insurance														3%
50065 Vacation Pay														0%
50070 Sick Pay														0%
50086 Safety and Training														0%
50090 Uniforms														0%
50115 Pension and Profit Sharing														0%
Labor														17%
51295 Licenses														0%
Truck Fixed														0%
52010 Salaries														1%
52020 Wages Regular														2%
52025 Wages O.T.														0%
52035 Safety Bonuses														0%
52036 Other Bonus/Commission - Non-Safety														0%
52050 Payroll Taxes														0%
52060 Group Insurance														1%
52065 Vacation Pay														0%
52070 Sick Pay														0%
52090 Uniforms														0%
52115 Pension and Profit Sharing														0%
52120 Parts and Materials														2%

Mason County Garbage, Inc.  
 Income Statement  
 2020-11

Districts/Grouping: 2149 (include IC: **TEXT IN RED BOX CONFIDENTIAL PER WAC 480-07-160**)  
 System:

	Dec-19	Jan-20	Feb-20	Mar-20	Apr-20	May-20	Jun-20	Jul-20	Aug-20	Sep-20	Oct-20	Nov-20	Total	
98501 Days - Weekdays	22	23	20	22	22	21	22	23	21	22	22	21	261	0%
52125 Operating Supplies														0%
52140 Tires														1%
52142 Fuel Expense														5%
52144 Urea Additive Expense														0%
52146 Oil and Grease														0%
52147 Outside Repairs														1%
52150 Utilities														0%
52165 Communications														0%
52182 Towing Expense														0%
52200 Office Supply and Equip														0%
52901 Costs Awaiting Capitalization														0%
Truck Variable														14%
54275 Property Taxes														0%
55120 Parts and Materials														0%
55125 Operating Supplies														0%
55147 Outside Repairs														0%
Container Exp														0%
56010 Salaries														0%
56035 Safety Bonuses														0%
56036 Other Bonus/Commission - Non-Safety														0%
56050 Payroll Taxes														0%
56060 Group Insurance														0%
56095 Empl & Commun Activ														0%
Superv. Ex														0%
57125 Operating Supplies														0%
57147 Bldg & Property														0%
57165 Communications														0%
57170 Qualifying Operating Lease Expense														2%
57171 Variable Qualifying Lease Expense														0%
57175 Non-Qualifying Operating Lease Expens														0%
57176 Short Term Equip/Vehicle/Bldg Rental														0%
57254 Drive Cam & Routing SW Fees														0%
57275 Property Taxes														0%
57353 Monitoring and Maint														0%
57357 Permits														0%
57370 Bonds Expense														0%
Other Operating														2%
Closure Exp														0%
59340 Self Insurance Premium														0%
59341 A&L - Current Year Claims														0%
59343 WC - Current Year Claims														0%
59344 WC - Prior Year Claims														0%

Mason County Garbage, Inc.  
 Income Statement  
 2020-11

Districts/Grouping: 2149 (include IC: TEXT IN RED BOX CONFIDENTIAL PER WAC 480-07-160)  
 System:

	Dec-19	Jan-20	Feb-20	Mar-20	Apr-20	May-20	Jun-20	Jul-20	Aug-20	Sep-20	Oct-20	Nov-20	Total	
98501 Days - Weekdays	22	23	20	22	22	21	22	23	21	22	22	21	261	0%
59400 Damages paid by District														0%
59500 Workers Comp Prem														0%
Insurance Exp														1%
91010 Gain/Loss on Sale of Asset														(0%)
91015 Gain/Loss from Real Estate Lease														0%
G/L on Ops														(0%)
<b>Cost of Ops</b>														36%
<b>Gross Profit</b>														31%
Sales Exp														
70010 Salaries														3%
70020 Wages Regular														2%
70025 Wages O.T.														0%
70036 Other Bonus/Commission - Non-Safety														0%
70050 Payroll Taxes														0%
70060 Group Insurance														1%
70065 Vacation Pay														0%
70070 Sick Pay														0%
70086 Safety and Training														0%
70090 WCN Training														0%
70095 Empl & Commun Activ														0%
70105 Employee Relocation														0%
70110 Contributions														0%
70116 Pension and Profit Sharing														0%
70148 Allocated Exp In - District														0%
70150 Utilities														0%
70165 Communications														0%
70167 Cellular Telephone														0%
70175 Non-Qualifying Operating Lease Expenses														0%
70185 Postage														0%
70195 Dues and Subscriptions														0%
70200 Travel														0%
70202 Excursions Meetings														0%
70203 Lodging														0%
70205 Travel - Auto														0%
70206 Meals														0%
70210 Office Supplies and Equip														0%
70214 Credit Card Fees														1%
70215 Bank Charges														0%
70225 Advertising and Promotions														0%
70231 Recruitment Advertising & Expenses														0%
70235 Legal														0%
70255 Other Prof Fees														0%
70300 Data Processing														1%
70302 Computer Supplies														0%
70303 Software License Fees														0%
70310 Bad Debt Provision														0%
70320 Credit and Collection														0%

Mason County Garbage, Inc.  
 Income Statement  
 2020-11

Districts/Grouping: 2149 (include IC: **TEXT IN RED BOX CONFIDENTIAL PER WAC 480-07-160**)  
 System:

	Dec-19	Jan-20	Feb-20	Mar-20	Apr-20	May-20	Jun-20	Jul-20	Aug-20	Sep-20	Oct-20	Nov-20	Total	
98501 Days - Weekdays	22	23	20	22	22	21	22	23	21	22	22	21	261	0%
70335 Miscellaneous														0%
70336 Coffee Bar														0%
70357 Permits														0%
70902 Visual Lease Clearing Account														
G&A														8%
70149 Corporate Overhead Allocation In														2%
Corp Overhead														2%
<b>Total SG&amp;A</b>														11%
<b>EBITDA</b>														20%
<b>Watch list EBITDA</b>														26%
51260 Depreciation														4%
54260 Depreciation														3%
57260 Depreciation														0%
70260 Depreciation														0%
Depreciation														7%
Airspace Amort														
70269 Long Term Contract Amort														0%
Intangible Amort														0%
<b>Total DDA</b>														7%
<b>EBIT From Ops</b>														14%
Interest Exp														
Interest Income														
Other Inc/Exp														
<b>NI b/ Taxes &amp; Extra</b>														14%

Mason County Garbage, Inc.  
 Income Statement  
 2020-11

Districts/Grouping: 2149 (include IC: **TEXT IN RED BOX CONFIDENTIAL PER WAC 480-07-160**)  
 System:

	Dec-19	Jan-20	Feb-20	Mar-20	Apr-20	May-20	Jun-20	Jul-20	Aug-20	Sep-20	Oct-20	Nov-20	Total	
98501 Days - Weekdays	22	23	20	22	22	21	22	23	21	22	22	21	261	0%
Extra. Items	[REDACTED]													
<b>NI b/ Taxes</b>														14%
Taxes														
<b>Net Income</b>														14%
Non Controlling Int	[REDACTED]													
<b>Net Income Attrib</b>														14%
Data Not Included	-	-	-	-	-	-	-	-	-	-	-	-	-	



Mason County Garbage Co., Inc. G-88													
Income Statement, Restate Adj's, Pro form Adj's, and Allocations													
Test Year Ended November 30, 2020													
	1	2	3	4	5	6	7	8	10	11	12	13	14
USOA #	GL Code	Description	Allocator	Per IS As Booked 2149	Restating Adjustments 2149	Adjusted Total 2149	Pro forma Adjustments 2149	Final Total 2149	Regulated	Non-Regulated	Total Allocated	Check	
													-
4130													-
4130													-
4130													-
4130													-
4130													-
4130													-
4130													-
4130													-
4160													-
													-
4180													-
4180													-
4180													-
4180													-
													-
													-
4210													-
4210													-
4210													-
													-
4213													-
4213													-
													-
													-
4213													-
4213													-
4213													-
4213													-
4213													-
4213													-
4240													-
4240													-
4240													-
													-
4260													-



Mason County Garbage Co., Inc. G-88													
Income Statement, Restate Adj's, Pro form Adj's, and Allocations													
Test Year Ended November 30, 2020													
	1	2	3	4	5	6	7	8	10	11	12	13	14
USOA #	GL Code	Description	Allocator	Per IS As Booked 2149	Restating Adjustments 2149	Adjusted Total 2149	Pro forma Adjustments 2149	Final Total 2149	Regulated	Non-Regulated	Total Allocated	Check	
													-
													-
	4280												-
	4280												-
	4280												-
	4280												-
													-
													-
	4360												-
	4360												-
	4360												-
													-
	4360												-
	4360												-
													-
													-
	4365												-
													-
													-
													-
	4450												-
													-
													-
													-
	4530												-
	4530												-
	4530												-
	4530												-
	4540												-
	4530												-
													-
													-
	4540												-
	4540												-
													-
													-
	4580												-
	4580												-
	4580												-

Mason County Garbage Co., Inc. G-88													
Income Statement, Restate Adj's, Pro form Adj's, and Allocations													
Test Year Ended November 30, 2020													
	1	2	3	4	5	6	7	8	10	11	12	13	14
USOA #	GL Code	Description	Allocator	Per IS As Booked 2149	Restating Adjustments 2149	Adjusted Total 2149	Pro forma Adjustments 2149	Final Total 2149	Regulated	Non-Regulated	Total Allocated	Check	
													-
													-
4611													-
													-
4613													-
4613													-
4613													-
4613													-
4613													-
													-
4620													-
4620													-
4620													-
													-
4620													-
4620													-
4620													-
													-
4630													-
													-
4640													-
4640													-
4640													-
4640													-
4640													-
4640													-
													-
4645													-
4645													-
													-
4650													-
4650													-
4650													-
4650													-
4650													-
4650													-

Mason County Garbage Co., Inc. G-88													
Income Statement, Restate Adj's, Pro form Adj's, and Allocations													
Test Year Ended November 30, 2020													
	1	2	3	4	5	6	7	8	10	11	12	13	14
USOA #	GL Code	Description	Allocator	Per IS As Booked 2149	Restating Adjustments 2149	Adjusted Total 2149	Pro forma Adjustments 2149	Final Total 2149	Regulated	Non-Regulated	Total Allocated	Check	
4650												-	
												-	
												-	
4660												-	
												-	
4670												-	
												-	
												-	
4680												-	
												-	
												-	
4690												-	
4690												-	
4690												-	
4690												-	
4690												-	
4690												-	
4690												-	
4690												-	
4690												-	
4690												-	
4690												-	
4690												-	
4690												-	
4690												-	
4690												-	
4690												-	
4690												-	
4690												-	
4690												-	
4690												-	
4690												-	
5000												-	
5000												-	
5000												-	
5000												-	
5000												-	
5000												-	
5000												-	
												-	
												-	
												-	
5100												-	

Mason County Garbage Co., Inc. G-88													
Income Statement, Restate Adj's, Pro form Adj's, and Allocations													
Test Year Ended November 30, 2020													
	1	2	3	4	5	6	7	8	10	11	12	13	14
USOA #	GL Code	Description	Allocator	Per IS As Booked 2149	Restating Adjustments 2149	Adjusted Total 2149	Pro forma Adjustments 2149	Final Total 2149	Regulated	Non-Regulated	Total Allocated	Check	
													-
	5150												-
													-
													-
	5220												-
	5220												-
	5220												-
													-
	5230												-
	5230												-
													-
													-
	5242												-
	5242												-
	5242												-
	5242												-
													-
	5260												-
	5260												-
	5260												-
													-
	5270												-
													-
													-
													-
	5320												-
	5320												-
													-
													-
	5340												-
													-
													-
													-
													-
													-
													-

Mason County Garbage Co., Inc. G-88													
Income Statement, Restate Adj's, Pro form Adj's, and Allocations													
Test Year Ended November 30, 2020													
	1	2	3	4	5	6	7	8	10	11	12	13	14
USOA #	GL Code	Description	Allocator	Per IS As Booked 2149	Restating Adjustments 2149	Adjusted Total 2149	Pro forma Adjustments 2149	Final Total 2149	Regulated	Non-Regulated	Total Allocated	Check	
													-
													-
													1





4620  
4620  
4620

-  
-  
-  
- #N/A

4620  
4620  
4620

-  
-  
-

4630

-

4640  
4640  
4640  
4640  
4640  
4640

-  
-  
-  
- DH  
-  
-

4645  
4645

-  
-

4650  
4650  
4650  
4650  
4650  
4650  
4650

-  
-  
-  
-  
-  
-  
-

4660

-

4670

-

4680

- ACT

4690  
4690  
4690  
4690  
4690  
4690  
4690  
4690  
4690  
4690  
4690  
4690  
4690  
4690  
4690  
4690  
4690  
4690  
4690

-  
-  
-  
-  
-  
-  
-  
-  
-  
-  
-  
-  
-  
-  
-  
-  
-  
-  
-

5000  
5000  
5000  
5000  
5000

-  
-  
- ACT  
- ACT  
- ACT  
- ACT

5100

- ACT

5150

- ACT



5220  
5220  
5220

-  
-  
- RTONS

5230  
5230

-  
-

5242  
5242  
5242  
5242

-  
-  
-  
-

5260  
5260  
5260

-  
- TONS  
-

5270

-

5320  
5320

-  
- CUST


5340

-

0

Mason County Garbage Co., Inc. G-88  
Restating Adjustments  
Test Year Ended November 30, 2020

Reconcile Revenue to Detailed Billing Records and Determine Regulated vs. Non-Regulated Breakout



*imm*

**Bad Debt Calculation**

**Write-offs**

Beginning test period	464,898	11902
Ending test period	<u>488,074</u>	
Write-off	23,176	

**Recoveries**

Beginning test period	89,031	11903
Ending test period	<u>95,679</u>	
Net recovery	6,647	

Actual write off expense 16,529

Income Statement 21,298

**Adjustment Acct 4670 (4,769)**



**Bad Debt Expense 16,529**

Revenue 9,628,272

**Bad Debt Percent 0.17% For LG Input**

**Adjust WUTC Fee to Actual**

Regulated Revenue	7,209,498
UTC Fee	<u>0.5100%</u>
	36,768
Per IS	<u>36,754</u>
	15

**Hooklift Driver**

*There is an employee that drives a hooklift truck part of the time to pull non-regulated boxes. Wages related to this activity allocate.*

Average Weekly Hooklift Driver Hours	24
Hourly Wage \$	24.78
Wage with 30% Benefits Load \$	32.21
Wages related to Hooklift Work	<u>\$ 40,200.62</u>

**Annualize Supervisor Wages**

*The supervisor at Mason County Garbage was promoted from a driver to the supervisor during the test period. His position backfilled. This adjustment annualizes his wages as a supervisor.*

56010	30,481	
<b>Supervisor's Annual Salary</b>	<u>62,000</u>	
Adjustment \$	31,519.50	56010

Mason County Garbage Co., Inc. G-88  
 Proforma Adjustments  
 Test Year Ended November 30, 2020

**Forward Looking Wage Increases:**


Residential Garbage Drivers	85,158		
Roll Off Driver	78,765		
Tractor Driver	5,195		
Residential Recycling	20,934		
Commercial Recycling	3,688		
Commercial Garbage	46,271		
Delivery Drivers	40,831		
Hooklift/Recycle Driver	5,669		
<b>Adjustment 50020</b>	<b>286,511</b>	-	<i>check</i>
Mechanics 52020	9,617		
Maintenance Manager 52010	4,925		
Office Salaried 70010	6,272		
Office Hourly 70020	41,652		
Supervisors 56010	3,046		
	<b>65,512</b>	-	<i>check</i>
<b>Wage Increases Adjust</b>	<b>352,023</b>		


**Reclass PR Tax:**

Drivers 50050	21,918		
Mechanics 52020	1,112		
Office Salaried/Hourly 70010/70020	3,666		
Supervisors 56010	233		
	<b>26,930</b>		

**Customer Notification:**

Residential	13,407	0.60	\$	8,044
Commercial	1,081	0.60	\$	648
Roll-off	101	0.60	\$	61
<i>check</i>	-		\$	8,753
Notification Cost Amortized over 24-months				\$4,377





**Customer Service Headcount add**

Since this is a new position, and the site is out of desk space, there will be a cost to set up the new employee's desk as well as update for COVID precautions.

Desk/Office Set Pp	\$4,000	57147
--------------------	---------	-------

**Mason County Flow Control Adjustment**

During 2020 Mason County Garbage began taking all of their tons to Mason County TS due to MAson County's new flow control ordinance. This adjustment normalizes the test period by increasing revenue (Kitsap customers now billed at higher Mason rates), and disposal expense (Mason County disposal rate higher than Kitsap County rate).

Kitsap Disposal Rate	\$	80.00
Mason Disposal Rate	\$	102.31
	\$	22.31
Test Period Resi/Comm Kitsap Tons		2,362.23
<b>Increased Revenue/Disp Expense</b>	<b>\$</b>	<b>52,701.35</b>
Difference in Rate	\$	22.31
RO Tons		493.82
<b>Increased Revenue/Disp Expense</b>	<b>\$</b>	<b>11,017.12</b>

**Dump Fee Increase - 1/1/2021**

Mason DF Filing - Resi/Comm	14,424.09
-----------------------------	-----------

Disposal filing filed separately in TG-200950.  
Forward looking adjustment made to set expense and revenue base to what it will be as of 1/1/2021

Mason DF Filing - RO	2,719.55
----------------------	----------

Disposal filing filed separately in TG-190968.  
Forward looking adjustment made to set expense and revenue base to what it will be as of 1/1/2020

**Flow Control - Fuel Adjustment**

Mason County Garbage began taking garbage hauled to Kitsap County TS to Mason County TS in April. This was done by line of business, with RO beginning in May, and residential beginning in August. This calculation adjusts the fuel expense for December 2019-March 2020 (period prior to flow control as a result of Mason County flow control).

Working Days (Dec 2019 - March 2020)		87
Additional gallons per day @ 100% Flow Control		61
November 2020 Spot Price/Gallon	\$	3.12
		16,666.09

Mason County Garbage Co., Inc. G-88  
Allocators for Regulated, Non-Regulated and by Line of Business  
Test Year Ended November 30, 2020

Link within this workbook

Line of Business	Regulated	Non-Regulated	Total
<b>Customer Counts</b>			
			omers.
Driv			

0.70

Con

Regulated      Non-Reg Cities      Total

Commercial Containers

Total

MSW                      76%  
Recycling                24%

Tribe Cont Count      110



Rec	Regulated	Non-Regulated	Total
[Redacted Content]			

Mason County Garbage Co. G-88  
 Effective Date 03/01/2021

**Increases per LG:**  
 Garbage 6.39%  
 Recycling 9.42%

	11/30/2020 Current Tariff Rates	Proposed Rate Increase	Proposed 3/1/2021 Rates
<b>Item 50, pg 14</b>			
Returned check charge:	21.61	1.38	22.99
<b>Item 51, pg 15</b>			
Restart fees	5.32	0.34	5.66
Recycling Restart Fees	5.80	0.37	6.17
<b>Item 52, pg 15</b>			
Redelivery, containers:			
Up to 8 Yards	27.07	1.73	28.80
Over 8 Yards	115.59	7.38	122.98
Redelivery, Automated Carts:			
Redelivery, Recycling	16.99	1.09	18.07
	18.49	1.18	19.67
<b>Item 55, pg 16 - Mason County</b>			
Oversized can	4.58	0.29	4.87
<b>Item 60, pg 16 - Mason County</b>			
Overtime charge per hr:	72.20	4.61	76.81
Minimum	72.20	4.61	76.81
<b>Item 55, pg 16A - Kitsap County</b>			
<del>Oversized can</del>	<del>4.27</del>	<del>0.27</del>	<del>4.54</del>
<b>Item 60, pg 16A - Kitsap County</b>			
<del>Overtime charge per hr:</del>	<del>72.20</del>	<del>4.61</del>	<del>76.81</del>
<del>Minimum</del>	<del>72.20</del>	<del>4.61</del>	<del>76.81</del>
<b>Item 70, pg 17</b>			
<b>Return Trip:</b>			
Cans	8.77	0.56	9.33
Drum	17.44	1.11	18.55
Bale	17.44	1.11	18.55
Litter Receptacle	17.44	1.11	18.55
Drop Box	25.35	1.62	26.97
Container	17.44	1.11	18.55
Garbage Cart	9.28	0.59	9.87
Recycling Cart	9.31	0.59	9.90
<b>Item 80, pg 19</b>			
<b>Carry-Out:</b>			
Residential:			
5-25 feet	0.59	0.04	0.63
25- plus add	0.34	0.02	0.36
Commercial:			
5-25 feet	0.59	0.04	0.63
25- plus add	0.34	0.02	0.36

**Mason County Garbage Co. G-88**  
**Effective Date 03/01/2021**

**Increases per LG:**  
 Garbage 6.39%  
 Recycling 9.42%

	11/30/2020		
	Current	Proposed	Proposed
	Tariff	Rate	3/1/2021
	Rates	Increase	Rates
<b>Drive-in:</b>			
50 Feet - 250 Feet	1.11	0.07	1.18
250 feet - 1/10 mile	1.40	0.09	1.49
Additional 1/10 mile	0.76	0.05	0.81
<b>Commercial:</b>			
50 Feet - 250 Feet	1.11	0.07	1.18
250 feet - 1/10 mile	1.40	0.09	1.49
Additional 1/10 mile	0.76	0.05	0.81
<b>Drive-in Recycling:</b>			
50 Feet - 250 Feet	1.21	0.08	1.29
250 feet - 1/10 mile	1.52	0.10	1.62
Additional 1/10 mile	0.83	0.05	0.89
<b>Item 90, pg 20</b>			
Stairs - each step	0.10	0.01	0.11
Overhead Obstruction	0.33	0.02	0.35
Sunken	0.33	0.02	0.35
<b>Item 100, pg 21 - Mason County</b>			
<b>Weekly:</b>			
Mini	13.54	0.86	14.40
35 Gallon	18.61	1.19	19.80
48 Gallon	23.64	1.51	25.15
64 Gallon	28.81	1.84	30.65
96 Gallon	36.05	2.30	38.35
<b>EOW</b>			
35 Gallon	11.03	0.70	11.73
48 Gallon	14.57	0.93	15.50
64 Gallon	17.36	1.11	18.47
96 Gallon	21.80	1.39	23.19
<b>Monthly:</b>			
35 Gallon	6.53	0.42	6.95
48 Gallon	8.17	0.52	8.69
64 Gallon	9.65	0.62	10.27
96 Gallon	11.92	0.76	12.68
<b>Recycle Rate</b>			
Weekly	8.35	0.79	9.14
EOW	8.85	0.83	9.69

Mason County Garbage Co. G-88  
 Effective Date 03/01/2021

Increases per LG:  
 Garbage 6.39%  
 Recycling 9.42%

	11/30/2020		
	Current Tariff Rates	Proposed Rate Increase	Proposed 3/1/2021 Rates
<b>Item 100, pg 21A – Kitsap County</b>			
<b>Weekly:</b>			
<del>Mini</del>	12.49	0.80	13.29
<del>35 Gallon</del>	17.19	1.10	18.28
<del>48 Gallon</del>	21.49	1.37	22.86
<del>64 Gallon</del>	25.60	1.64	27.23
<del>96 Gallon</del>	32.38	2.07	34.45
<b>EQW</b>			
<del>35 Gallon</del>	10.30	0.66	10.96
<del>48 Gallon</del>	13.56	0.87	14.42
<del>64 Gallon</del>	16.08	1.03	17.11
<del>96 Gallon</del>	20.08	1.28	21.37
<b>Monthly:</b>			
<del>35 Gallon</del>	6.19	0.40	6.58
<del>48 Gallon</del>	7.75	0.50	8.25
<del>64 Gallon</del>	9.10	0.58	9.69
<del>96 Gallon</del>	11.15	0.71	11.86
<b>Recycle Rate</b>			
<del>Weekly</del>	8.35	0.53	8.89 R
<del>EQW</del>	8.85	0.57	9.42 R
<b>Item 100, pg 22 - Mason County</b>			
<b>Occasional Extra</b>			
<del>35 Gal</del>	4.58	0.29	4.87
<del>48 Gal</del>	4.58	0.29	4.87
<del>64 Gal</del>	4.58	0.29	4.87
<del>96 Gal</del>	4.58	0.29	4.87
<del>Bag</del>	4.58	0.29	4.87
<b>On Call</b>			
<del>35 Gal</del>	6.53	0.42	6.95
<del>48 Gal</del>	8.17	0.52	8.69
<del>64 Gal</del>	9.65	0.62	10.27
<del>96 Gal</del>	11.92	0.76	12.68
<del>Recycling</del>	8.85	0.83	9.69 R

Mason County Garbage Co. G-88  
 Effective Date 03/01/2021

Increases per LG:  
 Garbage 6.39%  
 Recycling 9.42%

	11/30/2020		
	Current	Proposed	Proposed
	Tariff	Rate	3/1/2021
	Rates	Increase	Rates
<b>Item 100, pg 22A – Kitsap County</b>			
<b>Occasional-Extra</b>			
35-Gal	4.27	0.27	4.54
48-Gal	4.27	0.27	4.54
64-Gal	4.27	0.27	4.54
96-Gal	4.27	0.27	4.54
Bag	4.27	0.27	4.54
<b>On-Call</b>			
35-Gal	6.19	0.40	6.58
48-Gal	7.75	0.50	8.25
64-Gal	9.10	0.58	9.69
96-Gal	11.15	0.71	11.86
Recycling	8.85	0.83	9.69 R
<b>Item 150, pg 28 - Mason County</b>			
Loose and Bulky	28.06	1.79	29.85
Additional	28.06	1.79	29.85
Minimum	31.81	2.03	33.84
Carry Chrg	20.74	1.32	22.06
<b>Item 150, pg 28A - Kitsap County</b>			
Loose and Bulky	25.88	1.65	27.53
Additional	25.88	1.65	27.53
Minimum	31.96	2.04	34.00
Carry Chrg	20.74	1.32	22.06
<b>Item 160, pg 29</b>			
<b>Single Rear Drive Axle:</b>			
<b>Truck and Driver:</b>			
Non-packer	138.88	8.87	147.75
Packer	152.09	9.72	161.81
Drop Box	152.09	9.72	161.81
<b>Each Extra Person:</b>			
Non-packer	78.71	5.03	83.74
Packer	78.71	5.03	83.74
Drop Box	78.71	5.03	83.74
<b>Minimum Charge:</b>			
Non-packer	138.88	8.87	147.75
Packer	152.09	9.72	161.81
Drop Box	152.09	9.72	161.81
<b>Tandem Rear Drive Axle:</b>			
<b>Truck and Driver:</b>			
Non-Packer	138.88	8.87	147.75
Packer	152.09	9.72	161.81
Drop Box	152.09	9.72	161.81

**Mason County Garbage Co. G-88**  
**Effective Date 03/01/2021**

**Increases per LG:**  
 Garbage 6.39%  
 Recycling 9.42%

	11/30/2020		
	Current	Proposed	Proposed
	Tariff	Rate	3/1/2021
	Rates	Increase	Rates

**Each Extra Person:**

Non-Packer	78.71	5.03	83.74
Packer	78.71	5.03	83.74
RO	78.71	5.03	83.74

**Minimum Charge:**

Non-Packer	138.88	8.87	147.75
Packer	152.09	9.72	161.81
RO	152.09	9.72	161.81

**Item 205, pg 31**

**Roll-Out:**

Container	3.61	0.23	3.84
Over 25 feet	0.30	0.02	0.32
Automated Carts/Toters	2.67	0.17	2.84
Over 25 feet	0.27	0.02	0.29
Automated Recycling Carts	2.67	0.17	2.84
Over 25 feet	0.27	0.02	0.29

**Item 207, pg 32 Mason County**

**Excess Weight:**

All Containers	16.22	1.04	17.26
All Dop Boxes	16.22	1.04	17.26

**Item 207, pg 32A Kitsap County**

**Excess Weight:**

All Containers	14.85	0.95	15.80
All Dop Boxes	14.85	0.95	15.80

**Item 210, pg 33**

**Washing:**

Per yard	10.14	0.65	10.79
Minimum	30.67	1.96	32.63
Steam Cleaning	15.21	0.97	16.18
Minimum	45.62	2.91	48.54
Washing - Automated Carts	10.65	0.68	11.33
Minimum	10.65	0.68	11.33

**Item 230, pg 34**

**Disposal Fees:**

Mason County TS - MSW	103.54		103.54
-----------------------	--------	--	--------

Mason County Garbage Co. G-88  
 Effective Date 03/01/2021

**Increases per LG:**  
 Garbage 6.39%  
 Recycling 9.42%

	11/30/2020		
	Current	Proposed	Proposed
	Tariff	Rate	3/1/2021
	Rates	Increase	Rates
<b>Item 240, pg 35 - Mason County</b>			
<b>Permanent Container Rent:</b>			
1 yard	8.47	0.54	9.01
1.5 yard	9.54	0.61	10.15
2 yard	13.77	0.88	14.65
<b>Pickups:</b>			
1 yard	17.61	1.12	18.73
1.5 yard	19.61	1.25	20.86
2 yard	25.92	1.66	27.58
<b>Special Pickups:</b>			
1 yard	17.61	1.12	18.73
1.5 yard	19.61	1.25	20.86
2 yard	25.92	1.66	27.58
<b>Temporary:</b>			
<b>Container Delivery:</b>			
1 yard	27.07	1.73	28.80
1.5 yard	27.07	1.73	28.80
2 yard	27.07	1.73	28.80
<b>Pickups:</b>			
1 yard	17.61	1.12	18.73
1.5 yard	19.61	1.25	20.86
2 yard	25.92	1.66	27.58
<b>Rent per Day:</b>			
1 yard	0.48	0.03	0.51
1.5 yard	0.53	0.03	0.56
2 yard	0.69	0.04	0.73
<b>Rent per Month:</b>			
1 yard	14.26	0.91	15.17
1.5 yard	15.77	1.01	16.78
2 yard	20.63	1.32	21.95
<b>Lost Container</b>			
1 yard	250.68	16.01	266.70
1.5 yard	280.76	17.94	298.70
2 yard	300.82	19.22	320.03
<b>Unlocking/Unlatching:</b>			
Per pickup	2.54	0.16	2.70
Additional Items (per Yard)	16.22	1.04	17.26

Mason County Garbage Co. G-88  
 Effective Date 03/01/2021

Increases per LG:  
 Garbage 6.39%  
 Recycling 9.42%

	11/30/2020		
	Current	Proposed	Proposed
	Tariff	Rate	3/1/2021
	Rates	Increase	Rates
<b>Item 240, pg 35A – Kitsap County</b>			
<b>Permanent Container Rent:</b>			
1-yard	8.47	0.54	9.01
1.5-yard	9.54	0.61	10.15
2-yard	13.77	0.88	14.65
<b>Pickups:</b>			
1-yard	16.03	1.02	17.06
1.5-yard	17.52	1.12	18.64
2-yard	22.92	1.46	24.39
<b>Special Pickups:</b>			
1-yard	16.03	1.02	17.06
1.5-yard	17.52	1.12	18.64
2-yard	22.92	1.46	24.39
<b>Temporary:</b>			
<b>Container Delivery:</b>			
1-yard	27.07	1.73	28.80
1.5-yard	27.07	1.73	28.80
2-yard	27.07	1.73	28.80
<b>Pickups:</b>			
1-yard	16.03	1.02	17.06
1.5-yard	17.52	1.12	18.64
2-yard	22.92	1.46	24.39
<b>Rent per Day:</b>			
1-yard	0.48	0.03	0.51
1.5-yard	0.53	0.03	0.56
2-yard	0.69	0.04	0.73
<b>Rent per Month:</b>			
1-yard	14.26	0.91	15.17
1.5-yard	15.77	1.01	16.78
2-yard	20.63	1.32	21.95
<b>Lost Container</b>			
	250.68	16.01	266.70
	280.76	17.94	298.70
	300.82	19.22	320.03
<b>Unlocking/Unlatching:</b>			
Per pickup	2.54	0.16	2.70
Additional Items (per Yard)	14.85	0.95	15.80



Mason County Garbage Co. G-88  
 Effective Date 03/01/2021

**Increases per LG:**  
 Garbage 6.39%  
 Recycling 9.42%

	11/30/2020		
	Current	Proposed	Proposed
	Tariff	Rate	3/1/2021
	Rates	Increase	Rates

**Item 245, pg 36 - Mason County**

35 gal	4.80	0.31	5.11
48 gal	5.67	0.36	6.03
64 gal	6.70	0.43	7.13
96 gal	8.41	0.54	8.95

**Special Pickups**

32-gal	14.94	0.95	15.89
48 gal	15.80	1.01	16.81
64 gal	16.84	1.08	17.92
96 gal	18.55	1.19	19.74

**Temporary:**

32-gal	4.80	0.31	5.11
48 gal	5.67	0.36	6.03
64 gal	6.70	0.43	7.13
96 gal	8.41	0.54	8.95

Minimum charge;	19.15	1.22	20.37
Each additional unit	4.77	0.30	5.07
5+ additional	4.08	0.26	4.34
Separate additional	4.41	0.28	4.69

**Automated Carts Minimum:**

35 gal	20.61	1.32	21.93
48 gal	24.34	1.55	25.89
64 gal	28.71	1.83	30.54
96 gal	36.05	2.30	38.35

Latching, Unlocking	2.54	0.16	2.70
---------------------	------	------	------

**Item 245, pg 36A - Kitsap County**

35 gal	4.50	0.29	4.79
48 gal	5.16	0.33	5.49
64 gal	6.14	0.39	6.53
96 gal	7.74	0.49	8.24

**Special Pickups**

32 gal	14.64	0.94	15.57
48 gal	15.31	0.98	16.29
64 gal	16.28	1.04	17.32
96 gal	17.88	1.14	19.02

Mason County Garbage Co. G-88  
 Effective Date 03/01/2021

Increases per LG:  
 Garbage 6.39%  
 Recycling 9.42%

	11/30/2020		
	Current	Proposed	Proposed
	Tariff	Rate	Proposed
	Rates	Increase	Rates
<b>Temporary:</b>	4.50	0.29	4.79
32 gal	5.16	0.33	5.49
48 gal	6.14	0.39	6.53
64 gal	7.74	0.49	8.24
96 gal			
Minimum charge;	17.97	1.15	19.12
Each additional unit	4.51	0.29	4.80
5+ additional	3.82	0.24	4.06
Separate additional	4.14	0.26	4.41
Automated Carts Minimum:			
35 gal	19.51	1.25	20.76
48 gal	22.38	1.43	23.81
64 gal	26.55	1.70	28.25
96 gal	33.55	2.14	35.69
Latching, Unlocking	2.54	0.16	2.70
<b>Item 260, pg 39</b>			
<b>Permanent Rent;</b>			
10 yard	83.93	5.36	89.29
12 yard	90.75	5.80	96.55
20 yard	97.48	6.23	103.71
30 yard	126.40	8.07	134.47
40 yard	165.74	10.59	176.33
<b>Hauls:</b>			
<b>First, Additional, Special</b>			
10 yard	84.16	5.38	89.53
12 yard	91.00	5.81	96.81
20 yard	97.75	6.24	103.99
30 yard	126.74	8.10	134.84
40 yard	166.19	10.62	176.81
<b>Temporary Delivery Fee:</b>			
10 yard	78.17	4.99	83.17
12 yard	78.17	4.99	83.17
20 yard	78.17	4.99	83.17
30 yard	78.17	4.99	83.17
40 yard	78.17	4.99	83.17

Mason County Garbage Co. G-88  
 Effective Date 03/01/2021

**Increases per LG:**  
 Garbage 6.39%  
 Recycling 9.42%

	11/30/2020		
	Current	Proposed	Proposed
	Tariff	Rate	3/1/2021
	Rates	Increase	Rates

**Perm/Temp Drop Box**

10 yard	84.16	5.38	89.53
12 yard	91.00	5.81	96.81
20 yard	97.75	6.24	103.99
30 yard	126.74	8.10	134.84
40 yard	166.19	10.62	176.81

**Temporary DB (rent per day)**

10 yard	4.65	0.30	4.95
12 yard	7.47	0.48	7.95
20 yard	6.01	0.38	6.39
30 yard	7.28	0.47	7.75
40 yard	9.46	0.60	10.06

Mileage	2.44	0.16	2.59
Lid charge (per month)	14.60	0.93	15.53
Tarp fee	11.15	0.71	11.86

**Item 275, pg 42**

Customer owned comp

10 yard	127.06	8.12	135.17
15 Yard	146.57	9.36	155.93
20 yard	156.35	9.99	166.34
25 yard	171.16	10.93	182.09
30 yard	195.13	12.47	207.60
35 yard	224.70	14.35	239.05
40 yard	224.70	14.35	239.05

Mileage	2.44	0.16	2.59
Disconnect/reconnect compactor	6.09	0.39	6.48


Mason County Disposal

Payroll Schedule

December 1, 2019 - November 30, 2020

Note: Data below is from payroll registers. Links have been broken to the source file to maintain data integrity. Source documents are available upon request.

District #	EE #	Name	Job	Total Proforma Pay	GL Coding	Pro-Forma Raise Adjust	Normalizing Wage Adjustments
Drivers (50020)							
<div style="display: flex; justify-content: space-between; align-items: flex-start; padding: 10px;"> <div style="width: 80%;"> <p style="background-color: #f8d7da; padding: 2px;">Headcount Add</p> <p>TOTAL UTC Residential Garbage Drivers</p> <p>TOTAL Non-Reg Residential Garbage Drivers</p> <p>TOTAL Roll Off Driver</p> </div> <div style="width: 15%; text-align: right; vertical-align: bottom;"> <p>9.90%</p> <p>17.58%</p> <p>12.47%</p> </div> </div>							



TOTAL Residenital Recycling	10.17%
TOTAL Commercial Recycling	6.90%
TOTAL Commercial Garbage	9.10%
TOTAL Hooklift Driver	9.70%
Headcount Add	
TOTAL Delivery Drivers	
TOTAL DRIVERS	10.54%

TOTAL MECHANICS

TOTAL G&A

TOTAL SUPERVISOR

GRAND TOTALS



<b>DRIVER WAGES PER PR REGISTER</b>	<b>\$</b>	<b>1,178,979</b>
-------------------------------------	-----------	------------------

Accruals, Manual Adjustments/Reclasses \$ 18,915

		<u>GL</u>	
50010	Salaries	10	
50020	Wages Regular	985,377	
50025	Wages O.T.	139,967	
50035	Safety Bonuses	15,686	
50036	Other Bonuses	33,628	
50065	Vacation Pay	46,460	
50070	Sick Pay	18,479	
		1,239,607	
	Difference	(41,713)	-3.37%

<b>MECHANICS - HOURLY &amp; SALARY PER PR REGISTER</b>		<b>292,370</b>
--	--	----------------

Accruals, Manual Adjustments/Reclasses \$ 35,511  
(See Detailed Schedule)

		<u>GL</u>	
52010	Salaries	103,228	
52020	Wages Regular	177,565	
52025	Wages O.T.	16,039	
52035	Safety Bonuses	2,817	
52036	Other Bonuses	6,780	
52065	Vacation Pay	8,507	
52070	Sick Pay	5,682	
		320,617	
	Difference	7,263	

**TEXT IN RED BOX CONFIDENTIAL PER WAC 480-07-160**

**SUPERVISOR - SALARY & HOURLY WAGES PER PR REGISTER** **\$ 70,098**

Accruals, Manual Adjustments/Reclasses \$ (54)  
*(See Supervisor GL Detail tab for Details)*

		<u>GL</u>
56010	Salaries	30,481
56020	Wages Regular	
56025	Wages O.T.	
56035	Safety Bonus	
56036	Other Bonus	900
56065	Vacation Pay	
56070	Sick Pay	
		<u>31,381</u>
	Difference	38,664

**G&A - SALARY & HOURLY WAGES PER PR REGISTER** **\$ 324,073**

Accruals, Division Payroll Alloc., Region OH Alloc., Other Comp Adjust In \$ 116,347  
*(See G&A GL Detail tab for Details)*

		<u>GL</u>
70010	Salaries	241,340
70020	Wages Regular	149,108
70025	Wages O.T.	3,117
70035	Safety Bonuses	-
70036	Tooty Bonuses	32,862
70065	Vacation Pay	8,075
70070	Sick Pay	3,244
		<u>437,746</u>
	Difference \$	2,674

**6,887.48**  
**0.34%**  
*immaterial*



Depreciation Summary  
Mason County Garbage

Trucks:	Cost	Salvage	Depr Costs	Depr	Beginng Acc Depr 12/1/19	Ending Acc Depr 11/30/20	Average Investment 11/30/20	Depreciation Expense		Average Investment	
								Regulated	Non-Regulated	Regulated	Non-Regulated
Garbage ASL-Shared											-
Regulated REL Comm MSW											-
Roll-off											-
TF Truck											-
Curbside Recycling - Reg											-
Commercial Recycling											-
Trks Shelton											-
Delivery											-
<b>Total Trucks</b>											-
<b>Containers:</b>											-
Containers											-
Drop Box											-
Carts - Garbage (Pre Shelton)											-
Carts - Recycling (Pre Shelton)											-
Shared Garbage Carts											-
Shared Recycle Carts											-
Comm Recyl Non-Reg											-
Shelton - Recycling Carts - Res											-
Shelton - Garbage Carts											-
Shelton - Yard Debris											-
Shelton - Commercial Contain											-
<b>Total Cont, Carts</b>											-

Allocator

Other:							
Service Equipment					-		
Shop Equipment					-		
Office Equipment					-		
Leasehold Improvement					-		
<b>Total Other</b>							
<b>Total Equipment</b>							
		Trucks	MSW	Recycling	MSW	Recycling	
		Containers					-
		Service Equip					-
		Shop Equip					-
		Office Equip					-
		LH Improven					-

Mason County Garbage Co., Inc. G-88  
 Disposal Schedule  
 Test Year Ended November 30, 2020

Bill Area & LOB	Kitsap Count TS		Mason County TS (2019 Rate)		Mason County TS (2020 Rate)	
	Tons	\$	Tons	\$	Tons	\$
Mason Resi			614.22	\$ 61,127	9,009.43	\$ 921,755
Kitsap Resi	1,173.25	\$93,860				
Mason Comm			245.13	\$ 24,395	3,372.67	\$ 345,058
Kitsap Comm	1,188.98	\$95,118				
Mason RO			472.52	\$ 47,025	6,486.00	\$ 663,583
Kitsap RO	493.82	\$39,506				
City of Shelton			415.48	\$ 41,349	4,471.33	\$ 457,462
Tribal			17.22	\$ 1,714	187.39	\$ 19,172
	2,856.05	\$ 228,484	1,764.57	\$ 175,610	23,526.82	\$ 2,407,029

	Regulated Tons/\$	
	Tons	\$
Total UTC Resi	10,796.90	\$ 1,076,742
Total UTC Comm	4,806.78	\$ 464,572
Total UTC RO	7,452.34	\$ 750,113
	23,056.02	2,291,427.01
Reg %	82%	

0 *Check*

Per Disposal Schedule \$ 2,811,123  
 Per IS \$ 2,806,104  
 \$ 5,018.79  
 0.18% *imm*

**Mason County Garbage Co., Inc. G-88**  
**Recycle Breakout Summary**  
**For the Year Ended November 30, 2020**

<b>Recycling Tons (Hauled in Tractor)</b>		
Reg Commingle	2,931.87	76.5%
Non-reg commingle	425.80	11.1%
Non-reg Mixed Rigid	476.13	12.4%
	<b>3,833.80</b>	

Disposal Vendor    Mason County Garbage

<b>Row Labels</b>	<b>Sum of Our Tons</b>	
Single Sort - Resi	2,931.87	<b>Regulated Tons</b>
<b>Grand Total</b>	<b>2,931.87</b>	

**Mason County Garbage, Inc.**  
**Balance Sheet**  
**2019-11**

Districts/Grouping: 2149  
 Exclude IC:

System:  
 SubSystem:

		(drill)	(drill)	(drill)	(drill)	(drill)	(drill)	(drill)	
		From Epicor - Current Mth Actual BS				Three Month BS Trend (from Epicor)			
		Current Mth			Total	Sep-19	Oct-19	Total	Change from
		Posted	Unposted	Staged	Total			Nov-19	Prior Period
10051	Local Petty Cash Account	1,000	-	-	1,000	1,000	1,000	1,000	-
10053	Local Depository	6,750	-	-	6,750	24,141	75,138	6,750	(68,388)
10055	Bank of America Depository	-	-	-	-	-	-	-	-
10070	Proceeds from Sale of Assets	(21,547)	-	-	(21,547)	(21,547)	(21,547)	(21,547)	-
10071	Contra Proceeds from Sale of Assets	21,547	-	-	21,547	21,547	21,547	21,547	-
10091	Pay Lockbox Clearing	50	-	-	50	-	0	50	50
10092	Pay	-	-	-	-	-	-	-	-
10093	Pay IC - KUBRA Payments	-	-	-	-	-	-	-	-
10095	Pay ICT Inter District Receipts	-	-	-	-	-	-	-	-
10097	EFT Pymt Clearing	-	-	-	-	(955)	-	-	-
10098	Credit Card Pymt Clearing	-	-	-	-	0	0	-	(0)
10099	Check & Cash Pymt Clearing	(50)	-	-	(50)	126	70	(50)	(120)
	<b>Cash</b>	<b>7,750</b>	<b>-</b>	<b>-</b>	<b>7,750</b>	<b>24,311</b>	<b>76,208</b>	<b>7,750</b>	<b>(68,458)</b>
11500	Trade A/R	-	-	-	-	-	-	-	-
11501	Trade A/R Desert Micro	1,221,744	-	-	1,221,744	1,279,088	660,085	1,221,744	561,659
11502	Trade A/R Desert Micro Receipts	(16,861)	-	-	(16,861)	(8,938)	(967)	(16,861)	(15,894)
11510	Unbilled Trade A/R	14,366	-	-	14,366	1,535	3,228	14,366	11,138
11599	A/R Refund Clearing Acct	-	-	-	-	283	-	-	-
11800	Other A/R	40,935	-	-	40,935	65,617	48,889	40,935	(7,955)
11900	Allow For Doubtful Accounts	(100,071)	-	-	(100,071)	(100,071)	(100,071)	(100,071)	-
11901	Provision for Bad Debts	(280,167)	-	-	(280,167)	(285,269)	(281,825)	(280,167)	1,658
11902	Bad Debt Write Offs	464,898	-	-	464,898	460,076	460,929	464,898	3,970
11903	Bad Debt Collected	(89,031)	-	-	(89,031)	(87,289)	(88,543)	(89,031)	(489)
	<b>A/R</b>	<b>1,255,812</b>	<b>-</b>	<b>-</b>	<b>1,255,812</b>	<b>1,325,032</b>	<b>701,725</b>	<b>1,255,812</b>	<b>554,087</b>
12001	Inventory Parts	23,415	-	-	23,415	23,415	23,415	23,415	-
12003	Inventory Oil and Lube	2,963	-	-	2,963	2,963	2,963	2,963	-
12004	Inventory Container	10,830	-	-	10,830	10,830	10,830	10,830	-
12005	Inventory Tires	12,994	-	-	12,994	12,994	12,994	12,994	-
	<b>Inventory</b>	<b>50,203</b>	<b>-</b>	<b>-</b>	<b>50,203</b>	<b>50,203</b>	<b>50,203</b>	<b>50,203</b>	<b>-</b>
13001	Prepaid Licenses and Permits	2,945	-	-	2,945	9,897	5,891	2,945	(2,945)
13003	Prepaid Vehicle Use Tax	3,145	-	-	3,145	4,044	3,595	3,145	(449)
13004	Prepaid Property Tax	1,924	-	-	1,924	5,771	3,847	1,924	(1,924)
13008	Prepaid Other	2,094	-	-	2,094	2,247	2,032	2,094	62
	<b>Prepays</b>	<b>10,109</b>	<b>-</b>	<b>-</b>	<b>10,109</b>	<b>21,959</b>	<b>15,364</b>	<b>10,109</b>	<b>(5,256)</b>
	<b>Curr Deferred</b>	<b>-</b>	<b>-</b>	<b>-</b>	<b>-</b>	<b>-</b>	<b>-</b>	<b>-</b>	<b>-</b>
	<b>Current Assets</b>	<b>1,323,874</b>	<b>-</b>	<b>-</b>	<b>1,323,874</b>	<b>1,421,506</b>	<b>843,500</b>	<b>1,323,874</b>	<b>480,374</b>
14011	Cap Ex Land Improvement	88,002	-	-	88,002	88,002	88,002	88,002	-
14016	Depre Expense Land Improv	(26,351)	-	-	(26,351)	(24,883)	(25,617)	(26,351)	(734)
14031	Cap Ex Heavy Equipment	46,645	-	-	46,645	46,645	46,645	46,645	-
14033	Transfer/Reclass Heavy Equipment	73,717	-	-	73,717	73,717	73,717	73,717	-
14036	Depre Exp Heavy Equipment	(85,267)	-	-	(85,267)	(84,636)	(84,952)	(85,267)	(316)
14037	Transfer/Reclass Heavy Equipment	(26,202)	-	-	(26,202)	(26,202)	(26,202)	(26,202)	-
14040	Truck	102,089	-	-	102,089	102,089	102,089	102,089	-
14041	Cap Ex Trucks	6,292,018	-	-	6,292,018	6,290,766	6,292,018	6,292,018	-
14043	Transfer/Reclass Trucks	158,570	-	-	158,570	156,070	158,570	158,570	-
14044	Sale/Disposition Trucks	(395,756)	-	-	(395,756)	(395,756)	(395,756)	(395,756)	-
14045	A/D Truck	(13,183)	-	-	(13,183)	(13,183)	(13,183)	(13,183)	-
14046	Depre Exp Trucks	(4,540,930)	-	-	(4,540,930)	(4,479,782)	(4,510,356)	(4,540,930)	(30,574)
14047	Transfer/Reclass Trucks	83,267	-	-	83,267	85,767	83,267	83,267	-
14048	Sale/Disposition Trucks	318,386	-	-	318,386	318,386	318,386	318,386	-
14050	Container	106,254	-	-	106,254	106,254	106,254	106,254	-
14051	Cap Ex Container	3,226,911	-	-	3,226,911	3,113,033	3,192,284	3,226,911	34,627
14053	Transfer/Reclass Container	48,800	-	-	48,800	48,800	48,800	48,800	-
14054	Sale/Disposition Container	(66,799)	-	-	(66,799)	(66,799)	(66,799)	(66,799)	-
14055	A/D Container	(8,262)	-	-	(8,262)	(8,262)	(8,262)	(8,262)	-
14056	Depre Exp Container	(2,050,091)	-	-	(2,050,091)	(2,008,915)	(2,029,343)	(2,050,091)	(20,747)
14057	Transfer/Reclass AD Container	(2,919)	-	-	(2,919)	(2,919)	(2,919)	(2,919)	-
14058	Sale/Disposition AD Container	66,799	-	-	66,799	66,799	66,799	66,799	-
14071	Cap Ex Shop Equipment	159,959	-	-	159,959	159,959	159,959	159,959	-
14073	Transfer/Reclass Shop Equipment	(44,271)	-	-	(44,271)	(44,271)	(44,271)	(44,271)	-
14074	Sale/Disposition Shop Equipment	(10,041)	-	-	(10,041)	(10,041)	(10,041)	(10,041)	-
14076	Depre Exp Shop Equipment	(112,299)	-	-	(112,299)	(110,115)	(111,207)	(112,299)	(1,092)
14077	Transfer/Reclass AD Shop Equipment	10,875	-	-	10,875	10,875	10,875	10,875	-
14078	Sale/Disposition AD Shop Equipment	10,041	-	-	10,041	10,041	10,041	10,041	-
14081	Cap Ex Building	3,683	-	-	3,683	3,683	3,683	3,683	-
14086	Depre Exp Building	(3,683)	-	-	(3,683)	(3,683)	(3,683)	(3,683)	-
14091	Cap Ex Leasehold Improvement	530,973	-	-	530,973	530,973	530,973	530,973	-

**Mason County Garbage, Inc.**  
**Balance Sheet**  
**2019-11**

Districts/Grouping: 2149  
 Exclude IC:

System:  
 SubSystem:

		(drill)	(drill)	(drill)	(drill)	(drill)	(drill)	(drill)	
		From Epicor - Current Mth Actual BS				Three Month BS Trend (from Epicor)			
		Current Mth						Total	Change from
		Posted	Unposted	Staged	Total	Sep-19	Oct-19	Nov-19	Prior Period
14096	Depre Exp Leasehold Improvement	(436,673)	-	-	(436,673)	(434,686)	(435,680)	(436,673)	(993)
14101	Cap Ex Office Equipment	26,026	-	-	26,026	26,026	26,026	26,026	-
14104	Sale/Disposition Office Equipment	(9,460)	-	-	(9,460)	(9,460)	(9,460)	(9,460)	-
14106	Depre Exp Office Equipment	(20,192)	-	-	(20,192)	(20,074)	(20,133)	(20,192)	(59)
14108	Sale/Disposition AD Office Equipment	3,626	-	-	3,626	3,626	3,626	3,626	-
14111	Cap Ex Computer Equipment	62,714	-	-	62,714	62,714	62,714	62,714	-
14113	Transfer/Reclass Computer Equipment	2,856	-	-	2,856	2,856	2,856	2,856	-
14116	Depre Exp Computer Equipment	(62,546)	-	-	(62,546)	(62,329)	(62,437)	(62,546)	(108)
14117	Transfer/Reclass AD Computer Equipment	(2,416)	-	-	(2,416)	(2,416)	(2,416)	(2,416)	-
14201	Cap Ex Construction in Process	185,102	-	-	185,102	185,102	185,102	185,102	-
	Fixed Assets	3,689,972	-	-	3,689,972	3,683,770	3,709,969	3,689,972	(19,996)
	Notes Rec.	-	-	-	-	-	-	-	-
14301	Operating Lease ROU	953,794	-	-	953,794	953,794	953,794	953,794	-
14305	Operating Lease Depreciation	(67,351)	-	-	(67,351)	(54,918)	(61,124)	(67,351)	(6,227)
	Lease Assets	886,443	-	-	886,443	898,876	892,670	886,443	(6,227)
15110	Goodwill	6,194,587	-	-	6,194,587	6,194,587	6,194,587	6,194,587	-
15111	Acquisition Goodwill	-	-	-	-	-	-	-	-
15112	Transfer/Reclass Goodwill	(6,194,587)	-	-	(6,194,587)	(6,194,587)	(6,194,587)	(6,194,587)	-
	Goodwill	-	-	-	-	-	-	-	-
15210	Other Intangibles - Non Compete	30,000	-	-	30,000	30,000	30,000	30,000	-
15215	Amort - Non Compete	(3,000)	-	-	(3,000)	(3,000)	(3,000)	(3,000)	-
15216	Amort Exp Non Compete	(27,000)	-	-	(27,000)	(27,000)	(27,000)	(27,000)	-
15251	Acquisition Long Term Contracts	29,785	-	-	29,785	29,785	29,785	29,785	-
15253	Sale/Disposition Long Term Contracts	(9,928)	-	-	(9,928)	(9,928)	(9,928)	(9,928)	-
15256	Amort Expense Long Term Contracts	(23,994)	-	-	(23,994)	(23,828)	(23,911)	(23,994)	(83)
15258	Sale/Disposition Amort Long Term Contrac	5,709	-	-	5,709	5,709	5,709	5,709	-
15261	Acquisition Indefinite Lived Intangibles	132,746	-	-	132,746	132,746	132,746	132,746	-
15262	Transfer/Reclass Indefinite Lived Intan	6,194,587	-	-	6,194,587	6,194,587	6,194,587	6,194,587	-
	Intangibles	6,328,904	-	-	6,328,904	6,329,070	6,328,987	6,328,904	(83)
	Deposits	-	-	-	-	-	-	-	-
	Restricted Cash	-	-	-	-	-	-	-	-
	Restricted Investments	-	-	-	-	-	-	-	-
	Other Assets	-	-	-	-	-	-	-	-
	LOC Loan Fees	-	-	-	-	-	-	-	-
17100	Intercompany Corporate	1,526,834	-	-	1,526,834	1,447,710	1,528,253	1,526,834	(1,420)
18100	Investment Corporate	66,903	-	-	66,903	66,903	66,903	66,903	-
	Intercompany	1,593,737	-	-	1,593,737	1,514,613	1,595,157	1,593,737	(1,420)
	<b>Total Assets</b>	<b>13,822,931</b>	<b>-</b>	<b>-</b>	<b>13,822,931</b>	<b>13,847,835</b>	<b>13,370,283</b>	<b>13,822,931</b>	<b>452,648</b>
	ST Contingent	-	-	-	-	-	-	-	-
	Curr Portion LTD	-	-	-	-	-	-	-	-
20120	AP - Accrued	433,050	-	-	433,050	571,226	403,007	433,050	30,043
20123	AP - Accrued Procurement Card	695	-	-	695	269	3,199	695	(2,503)
20140	AP - Sales Tax	2,347	-	-	2,347	2,904	2,938	2,347	(591)
20170	AP - Other	11,740	-	-	11,740	12,044	12,070	11,740	(330)
20175	Pass Thru Taxes	1,822	-	-	1,822	7,567	7,825	1,822	(6,003)
20178	WUTC Tax Payable	32,461	-	-	32,461	26,492	29,527	32,461	2,933
20180	AP - Other Taxes	27,345	-	-	27,345	28,133	19,396	27,345	7,949
	A/P	509,460	-	-	509,460	648,634	477,962	509,460	31,498
20300	Unearned Revenue	372,612	-	-	372,612	395,070	2,994	372,612	369,617
	Unearned Rev	372,612	-	-	372,612	395,070	2,994	372,612	369,617
20320	Accrued Liabilities Wages Commissions	-	-	-	-	41,540	61,383	-	(61,383)
20321	Vacation Accrual	21,582	-	-	21,582	16,077	18,376	21,582	3,205
20325	Accrued Liabilities Other	-	-	-	-	-	-	-	-
20340	Accrued Liabilities Safety Bonus	6,806	-	-	6,806	4,079	5,911	6,806	894
20351	Accrued Liabilities Ins. - Workers Comp	1,213	-	-	1,213	1,850	607	1,213	607
20360	Accrued Liabilities - Property Tax	-	-	-	-	-	-	-	-

**Mason County Garbage, Inc.**  
**Balance Sheet**  
**2019-11**

Districts/Grouping: 2149  
 Exclude IC:

System:  
 SubSystem:

		(drill)	(drill)	(drill)	(drill)	(drill)	(drill)	(drill)	
		From Epicor - Current Mth Actual BS				Three Month BS Trend (from Epicor)			
		Current Mth					Total		Change from
		Posted	Unposted	Staged	Total	Sep-19	Oct-19	Nov-19	Prior Period
20397	Accrued Liabilities - UP Tracker	-	-	-	-	-	-	-	-
20651	ST Operating Lease Liability	73,893	-	-	73,893	73,893	73,893	73,893	-
20652	ST Operating Lease Payment	(101,752)	-	-	(101,752)	(83,252)	(92,502)	(101,752)	(9,250)
20655	Accretion on ST Operating Lease	34,132	-	-	34,132	28,114	31,134	34,132	2,999
20658	Operating Lease ST LT Reclass	70,417	-	-	70,417	57,419	63,907	70,417	6,510
	Accrued Liab	106,290	-	-	106,290	139,719	162,709	106,290	(56,418)
	<b>Current Liab</b>	<b>988,362</b>	<b>-</b>	<b>-</b>	<b>988,362</b>	<b>1,183,423</b>	<b>643,665</b>	<b>988,362</b>	<b>344,697</b>
	LTD	-	-	-	-	-	-	-	-
	Overdraft	-	-	-	-	-	-	-	-
21651	LT Operating Lease Liability	883,006	-	-	883,006	883,006	883,006	883,006	-
21655	Accretion on LT Operating Lease	-	-	-	-	-	-	-	-
21658	LT Operating Lease ST LT Reclass	(70,417)	-	-	(70,417)	(57,419)	(63,907)	(70,417)	(6,510)
	Other LTD	812,589	-	-	812,589	825,587	819,099	812,589	(6,510)
	LT Contingent	-	-	-	-	-	-	-	-
	Deferred Taxes	-	-	-	-	-	-	-	-
	Minority Int	-	-	-	-	-	-	-	-
	Loan Fees	-	-	-	-	-	-	-	-
	<b>Total Liabilities</b>	<b>1,800,950</b>	<b>-</b>	<b>-</b>	<b>1,800,950</b>	<b>2,009,010</b>	<b>1,462,764</b>	<b>1,800,950</b>	<b>338,186</b>
	Common Stock	-	-	-	-	-	-	-	-
	Other Equity	-	-	-	-	-	-	-	-
	Deferred Comp	-	-	-	-	-	-	-	-
	Unrealized Swap Val	-	-	-	-	-	-	-	-
	APIC	-	-	-	-	-	-	-	-
	Treasury	-	-	-	-	-	-	-	-
	Cumulative translation adjustment	-	-	-	-	-	-	-	-
29100	Retained Earnings	12,025,085	-	-	12,025,085	11,841,929	11,910,623	12,025,085	114,462
29103	Retained Earnings Adjustments	(3,105)	-	-	(3,105)	(3,105)	(3,105)	(3,105)	-
	Retained Earnings	12,021,980	-	-	12,021,980	11,838,824	11,907,519	12,021,980	114,462
	<b>Retained Earnings</b>	<b>12,021,980</b>	<b>-</b>	<b>-</b>	<b>12,021,980</b>	<b>11,838,824</b>	<b>11,907,519</b>	<b>12,021,980</b>	<b>114,462</b>
	<b>Total Liab &amp; Equity</b>	<b>13,822,931</b>	<b>-</b>	<b>-</b>	<b>13,822,931</b>	<b>13,847,835</b>	<b>13,370,283</b>	<b>13,822,931</b>	<b>452,648</b>
	BS Balance	-	-	-	-	-	-	-	-
	Data Not Included	-	-	-	-	-	-	-	-

**Mason County Garbage, Inc.**  
**Balance Sheet**  
**2020-11**

Districts/Grouping: 2149  
 Exclude IC:

System:  
 SubSystem:

		(drill)	(drill)	(drill)	(drill)	(drill)	(drill)	(drill)	
		From Epicor - Current Mth Actual BS				Three Month BS Trend (from Epicor)			
		Current Mth			Total	Sep-20	Oct-20	Total	Change from
		Posted	Unposted	Staged	Total			Nov-20	Prior Period
10051	Local Petty Cash Account	1,000	-	-	1,000	1,000	1,000	1,000	-
10053	Local Depository	(48)	-	-	(48)	80,147	(12,650)	(48)	12,602
10070	Proceeds from Sale of Assets	(24,626)	-	-	(24,626)	(21,626)	(21,626)	(24,626)	(3,000)
10071	Contra Proceeds from Sale of Assets	24,626	-	-	24,626	21,626	21,626	24,626	3,000
10091	Pay Lockbox Clearing	-	-	-	-	-	-	-	-
10092	Pay	4,698	-	-	4,698	234	4,698	4,698	-
10093	Pay IC - KUBRA Payments	-	-	-	-	-	-	-	-
10095	Pay ICT Inter District Receipts	(3,408)	-	-	(3,408)	107	(1,659)	(3,408)	(1,749)
10097	EFT Pymt Clearing	-	-	-	-	-	-	-	-
10098	Credit Card Pymt Clearing	0	-	-	0	-	0	0	-
10099	Check & Cash Pymt Clearing	15,297	-	-	15,297	15,205	15,297	15,297	-
	Cash	17,538	-	-	17,538	96,693	6,686	17,538	10,853
11501	Trade A/R Desert Micro	1,339,317	-	-	1,339,317	1,302,409	640,436	1,339,317	698,880
11502	Trade A/R Desert Micro Receipts	-	-	-	-	-	(808)	-	808
11510	Unbilled Trade A/R	5,895	-	-	5,895	4,936	4,535	5,895	1,360
11599	A/R Refund Clearing Acct	-	-	-	-	-	-	-	-
11701	Employee A/R	359	-	-	359	1,265	1,065	359	(706)
11800	Other A/R	8,929	-	-	8,929	10,797	5,498	8,929	3,431
11900	Allow For Doubtful Accounts	(100,071)	-	-	(100,071)	(100,071)	(100,071)	(100,071)	-
11901	Provision for Bad Debts	(301,465)	-	-	(301,465)	(293,773)	(297,022)	(301,465)	(4,443)
11902	Bad Debt Write Offs	488,074	-	-	488,074	477,542	484,277	488,074	3,797
11903	Bad Debt Collected	(95,679)	-	-	(95,679)	(94,829)	(95,172)	(95,679)	(507)
	A/R	1,345,359	-	-	1,345,359	1,308,275	642,738	1,345,359	702,621
12001	Inventory Parts	28,916	-	-	28,916	28,916	28,916	28,916	-
12003	Inventory Oil and Lube	6,264	-	-	6,264	6,264	6,264	6,264	-
12004	Inventory Container	15,771	-	-	15,771	15,771	15,771	15,771	-
12005	Inventory Tires	12,170	-	-	12,170	12,170	12,170	12,170	-
	Inventory	63,121	-	-	63,121	63,121	63,121	63,121	-
13001	Prepaid Licenses and Permits	3,072	-	-	3,072	9,215	6,143	3,072	(3,072)
13003	Prepaid Vehicle Use Tax	3,397	-	-	3,397	4,368	3,883	3,397	(485)
13004	Prepaid Property Tax	2,272	-	-	2,272	6,816	4,544	2,272	(2,272)
13008	Prepaid Other	1,318	-	-	1,318	1,889	1,604	1,318	(285)
	Prepays	10,059	-	-	10,059	22,288	16,173	10,059	(6,114)
	Curr Deferred	-	-	-	-	-	-	-	-
	<b>Current Assets</b>	<b>1,436,077</b>	<b>-</b>	<b>-</b>	<b>1,436,077</b>	<b>1,490,377</b>	<b>728,718</b>	<b>1,436,077</b>	<b>707,359</b>
14011	Cap Ex Land Improvement	88,002	-	-	88,002	88,002	88,002	88,002	-
14016	Depre Expense Land Improv	(35,158)	-	-	(35,158)	(33,690)	(34,424)	(35,158)	(734)
14031	Cap Ex Heavy Equipment	46,645	-	-	46,645	46,645	46,645	46,645	-
14033	Transfer/Reclass Heavy Equipment	73,717	-	-	73,717	73,717	73,717	73,717	-
14036	Depre Exp Heavy Equipment	(89,055)	-	-	(89,055)	(88,424)	(88,739)	(89,055)	(316)
14037	Transfer/Reclass Heavy Equipment	(26,202)	-	-	(26,202)	(26,202)	(26,202)	(26,202)	-
14040	Truck	102,089	-	-	102,089	102,089	102,089	102,089	-
14041	Cap Ex Trucks	7,255,261	-	-	7,255,261	6,889,511	7,255,261	7,255,261	-
14043	Transfer/Reclass Trucks	392,939	-	-	392,939	176,570	392,939	392,939	-
14044	Sale/Disposition Trucks	(400,756)	-	-	(400,756)	(395,756)	(400,756)	(400,756)	-
14045	A/D Truck	(13,183)	-	-	(13,183)	(13,183)	(13,183)	(13,183)	-
14046	Depre Exp Trucks	(4,911,334)	-	-	(4,911,334)	(4,839,231)	(4,876,806)	(4,911,334)	(34,527)
14047	Transfer/Reclass Trucks	(129,756)	-	-	(129,756)	65,267	(129,756)	(129,756)	-
14048	Sale/Disposition Trucks	323,386	-	-	323,386	318,386	323,386	323,386	-
14050	Container	106,254	-	-	106,254	106,254	106,254	106,254	-
14051	Cap Ex Container	3,296,643	-	-	3,296,643	3,296,643	3,296,643	3,296,643	-
14053	Transfer/Reclass Container	58,649	-	-	58,649	58,649	58,649	58,649	-
14054	Sale/Disposition Container	(66,799)	-	-	(66,799)	(66,799)	(66,799)	(66,799)	-
14055	A/D Container	(8,262)	-	-	(8,262)	(8,262)	(8,262)	(8,262)	-
14056	Depre Exp Container	(2,297,006)	-	-	(2,297,006)	(2,255,406)	(2,276,211)	(2,297,006)	(20,795)
14057	Transfer/Reclass AD Container	(12,767)	-	-	(12,767)	(12,767)	(12,767)	(12,767)	-
14058	Sale/Disposition AD Container	66,799	-	-	66,799	66,799	66,799	66,799	-
14071	Cap Ex Shop Equipment	189,569	-	-	189,569	159,959	189,569	189,569	-
14073	Transfer/Reclass Shop Equipment	(44,271)	-	-	(44,271)	(44,271)	(44,271)	(44,271)	-
14074	Sale/Disposition Shop Equipment	(10,041)	-	-	(10,041)	(10,041)	(10,041)	(10,041)	-
14076	Depre Exp Shop Equipment	(121,810)	-	-	(121,810)	(119,665)	(120,737)	(121,810)	(1,073)
14077	Transfer/Reclass AD Shop Equipment	10,875	-	-	10,875	10,875	10,875	10,875	-
14078	Sale/Disposition AD Shop Equipment	10,041	-	-	10,041	10,041	10,041	10,041	-
14081	Cap Ex Building	3,683	-	-	3,683	3,683	3,683	3,683	-
14086	Depre Exp Building	(3,683)	-	-	(3,683)	(3,683)	(3,683)	(3,683)	-
14091	Cap Ex Leasehold Improvement	530,973	-	-	530,973	530,973	530,973	530,973	-
14096	Depre Exp Leasehold Improvement	(447,883)	-	-	(447,883)	(446,025)	(446,954)	(447,883)	(929)



**Mason County Garbage, Inc.**  
**Balance Sheet**  
**2020-11**

Districts/Grouping: 2149  
 Exclude IC:

System:  
 SubSystem:

		(drill)	(drill)	(drill)	(drill)	(drill)	(drill)	(drill)	
		From Epicor - Current Mth Actual BS				Three Month BS Trend (from Epicor)			
		Current Mth			Total	Sep-20	Oct-20	Total	Change from
		Posted	Unposted	Staged	Total			Nov-20	Prior Period
14101	Cap Ex Office Equipment	26,026	-	-	26,026	26,026	26,026	26,026	-
14104	Sale/Disposition Office Equipment	(9,460)	-	-	(9,460)	(9,460)	(9,460)	(9,460)	-
14106	Depre Exp Office Equipment	(20,192)	-	-	(20,192)	(20,192)	(20,192)	(20,192)	-
14108	Sale/Disposition AD Office Equipment	3,626	-	-	3,626	3,626	3,626	3,626	-
14111	Cap Ex Computer Equipment	62,714	-	-	62,714	62,714	62,714	62,714	-
14113	Transfer/Reclass Computer Equipment	2,856	-	-	2,856	2,856	2,856	2,856	-
14116	Depre Exp Computer Equipment	(63,154)	-	-	(63,154)	(63,154)	(63,154)	(63,154)	-
14117	Transfer/Reclass AD Computer Equipment	(2,416)	-	-	(2,416)	(2,416)	(2,416)	(2,416)	-
14121	Cap Ex Accruals	-	-	-	-	29,610	-	-	-
14201	Cap Ex Construction in Process	262,863	-	-	262,863	451,324	262,863	262,863	-
	Fixed Assets	4,200,422	-	-	4,200,422	4,121,590	4,258,795	4,200,422	(58,373)
	Notes Rec.	-	-	-	-	-	-	-	-
14301	Operating Lease ROU	953,794	-	-	953,794	953,794	953,794	953,794	-
14303	Operating Lease ROU Adjustment	360,735	-	-	360,735	360,735	360,735	360,735	-
14305	Operating Lease Depreciation	(175,207)	-	-	(175,207)	(156,930)	(166,053)	(175,207)	(9,153)
	Lease Assets	1,139,323	-	-	1,139,323	1,157,599	1,148,476	1,139,323	(9,153)
15110	Goodwill	6,194,587	-	-	6,194,587	6,194,587	6,194,587	6,194,587	-
15111	Acquisition Goodwill	-	-	-	-	-	-	-	-
15112	Transfer/Reclass Goodwill	(6,194,587)	-	-	(6,194,587)	(6,194,587)	(6,194,587)	(6,194,587)	-
	Goodwill	-	-	-	-	-	-	-	-
15210	Other Intangibles - Non Compete	30,000	-	-	30,000	30,000	30,000	30,000	-
15215	Amort - Non Compete	(3,000)	-	-	(3,000)	(3,000)	(3,000)	(3,000)	-
15216	Amort Exp Non Compete	(27,000)	-	-	(27,000)	(27,000)	(27,000)	(27,000)	-
15251	Acquisition Long Term Contracts	29,785	-	-	29,785	29,785	29,785	29,785	-
15253	Sale/Disposition Long Term Contracts	(9,928)	-	-	(9,928)	(9,928)	(9,928)	(9,928)	-
15256	Amort Expense Long Term Contracts	(24,986)	-	-	(24,986)	(24,821)	(24,904)	(24,986)	(83)
15258	Sale/Disposition Amort Long Term Contrac	5,709	-	-	5,709	5,709	5,709	5,709	-
15261	Acquisition Indefinite Lived Intangibles	132,746	-	-	132,746	132,746	132,746	132,746	-
15262	Transfer/Reclass Indefinite Lived Intan	6,194,587	-	-	6,194,587	6,194,587	6,194,587	6,194,587	-
	Intangibles	6,327,912	-	-	6,327,912	6,328,077	6,327,994	6,327,912	(83)
	Deposits	-	-	-	-	-	-	-	-
	Restricted Cash	-	-	-	-	-	-	-	-
	Restricted Investments	-	-	-	-	-	-	-	-
	Other Assets	-	-	-	-	-	-	-	-
	LOC Loan Fees	-	-	-	-	-	-	-	-
17100	Intercompany Corporate	2,228,751	-	-	2,228,751	2,379,123	2,371,891	2,228,751	(143,140)
18100	Investment Corporate	66,903	-	-	66,903	66,903	66,903	66,903	-
	Intercompany	2,295,655	-	-	2,295,655	2,446,026	2,438,795	2,295,655	(143,140)
	<b>Total Assets</b>	<b>15,399,388</b>	<b>-</b>	<b>-</b>	<b>15,399,388</b>	<b>15,543,669</b>	<b>14,902,778</b>	<b>15,399,388</b>	<b>496,610</b>
	ST Contingent	-	-	-	-	-	-	-	-
	Curr Portion LTD	-	-	-	-	-	-	-	-
20120	AP - Accrued	339,775	-	-	339,775	642,278	386,982	339,775	(47,207)
20121	AP - Accrued CAPEX	-	-	-	-	29,610	-	-	-
20123	AP - Accrued Procurement Card	13,097	-	-	13,097	3,188	8,474	13,097	4,623
20140	AP - Sales Tax	3,393	-	-	3,393	3,327	3,428	3,393	(35)
20170	AP - Other	14,951	-	-	14,951	15,549	15,780	14,951	(829)
20175	Pass Thru Taxes	1,830	-	-	1,830	2,083	1,669	1,830	161
20178	WUTC Tax Payable	34,969	-	-	34,969	28,256	31,730	34,969	3,239
20180	AP - Other Taxes	30,118	-	-	30,118	31,172	21,726	30,118	8,393
	A/P	438,134	-	-	438,134	755,463	469,789	438,134	(31,655)
20300	Unearned Revenue	419,231	-	-	419,231	425,769	3,062	419,231	416,170
	Unearned Rev	419,231	-	-	419,231	425,769	3,062	419,231	416,170
20320	Accrued Liabilities Wages Commissions	6,659	-	-	6,659	60,594	674	6,659	5,985
20321	Vacation Accrual	25,448	-	-	25,448	21,336	22,248	25,448	3,200
20325	Accrued Liabilities Other	29,696	-	-	29,696	13,377	13,377	29,696	16,319
20340	Accrued Liabilities Safety Bonus	12,842	-	-	12,842	9,425	11,022	12,842	1,819

**Mason County Garbage, Inc.**  
**Balance Sheet**  
**2020-11**

Districts/Grouping: 2149  
 Exclude IC:

System:  
 SubSystem:

		(drill)	(drill)	(drill)	(drill)	(drill)	(drill)	(drill)	
		From Epicor - Current Mth Actual BS			Three Month BS Trend (from Epicor)				
		Current Mth			Total			Change from	
		Posted	Unposted	Staged	Total	Sep-20	Oct-20	Nov-20	Prior Period
20351	Accrued Liabilities Ins. - Workers Comp	1,506	-	-	1,506	3,846	2,824	1,506	(1,319)
20360	Accrued Liabilities - Property Tax	-	-	-	-	-	-	-	-
20397	Accrued Liabilities - UP Tracker	-	-	-	-	-	-	-	-
20651	ST Operating Lease Liability	73,893	-	-	73,893	73,893	73,893	73,893	-
20652	ST Operating Lease Payment	(257,296)	-	-	(257,296)	(231,372)	(244,334)	(257,296)	(12,962)
20655	Accretion on ST Operating Lease	81,527	-	-	81,527	73,928	77,743	81,527	3,784
20656	ST Operating Lease Adjustment	31,459	-	-	31,459	31,459	31,459	31,459	-
20658	Operating Lease ST LT Reclass	182,961	-	-	182,961	163,891	173,410	182,961	9,551
	Accrued Liab	188,694	-	-	188,694	220,378	162,316	188,694	26,378
	<b>Current Liab</b>	<b>1,046,059</b>	<b>-</b>	<b>-</b>	<b>1,046,059</b>	<b>1,401,610</b>	<b>635,167</b>	<b>1,046,059</b>	<b>410,892</b>
	LTD	-	-	-	-	-	-	-	-
	Overdraft	-	-	-	-	-	-	-	-
21651	LT Operating Lease Liability	883,006	-	-	883,006	883,006	883,006	883,006	-
21656	LT Operating Lease Adjustments	329,276	-	-	329,276	329,276	329,276	329,276	-
21658	LT Operating Lease ST LT Reclass	(182,961)	-	-	(182,961)	(163,891)	(173,410)	(182,961)	(9,551)
	Other LTD	1,029,321	-	-	1,029,321	1,048,391	1,038,872	1,029,321	(9,551)
	LT Contingent	-	-	-	-	-	-	-	-
	Deferred Taxes	-	-	-	-	-	-	-	-
	Minority Int	-	-	-	-	-	-	-	-
	Loan Fees	-	-	-	-	-	-	-	-
	<b>Total Liabilities</b>	<b>2,075,380</b>	<b>-</b>	<b>-</b>	<b>2,075,380</b>	<b>2,450,001</b>	<b>1,674,039</b>	<b>2,075,380</b>	<b>401,342</b>
	Common Stock	-	-	-	-	-	-	-	-
	Other Equity	-	-	-	-	-	-	-	-
	Deferred Comp	-	-	-	-	-	-	-	-
	Unrealized Swap Val	-	-	-	-	-	-	-	-
	APIC	-	-	-	-	-	-	-	-
	Treasury	-	-	-	-	-	-	-	-
	Cumulative translation adjustment	-	-	-	-	-	-	-	-
29100	Retained Earnings	13,327,112	-	-	13,327,112	13,096,773	13,231,844	13,327,112	95,268
29103	Retained Earnings Adjustments	(3,105)	-	-	(3,105)	(3,105)	(3,105)	(3,105)	-
	Retained Earnings	13,324,008	-	-	13,324,008	13,093,668	13,228,740	13,324,008	95,268
	<b>Retained Earnings</b>	<b>13,324,008</b>	<b>-</b>	<b>-</b>	<b>13,324,008</b>	<b>13,093,668</b>	<b>13,228,740</b>	<b>13,324,008</b>	<b>95,268</b>
	<b>Total Liab &amp; Equity</b>	<b>15,399,388</b>	<b>-</b>	<b>-</b>	<b>15,399,388</b>	<b>15,543,669</b>	<b>14,902,778</b>	<b>15,399,388</b>	<b>496,610</b>
	BS Balance	-	-	-	-	-	-	-	0
	Data Not Included	-	-	-	-	-	-	-	-

Line No.	(a)	(b)	(c)	(b) + (c)	(e)	(d) + (e)
				(d)		(f)
		Historical	Revenue Change	Proforma	Add: Revenue Sensitive Taxes	Revenue Requirement
1	Operating Revenue	7,296,601	462,105	7,758,706	12,639	7,771,345
2	Operating Expenses	7,085,646		7,085,646	12,639	7,098,285
3	Operating Income	210,955		673,060		\$673,060
4						
5	Interest Expense	51,010		51,010		51,010
6	Income Tax Expense	27,759	102,871	130,630		130,630
7						
8	Net Income	132,186		491,419		491,419
9						
10	Operating Ratio	97.11%		91.33%		91.34%
11						
12	<b>Revenue Requirement</b>					
13		Historical Revenue	7,296,601	Revenue Increase before taxes		462,105
14		Rate Increase	474,744	Rev Sensitive Taxes		12,639
15		<b>Revenue Requirement</b>	<b>7,771,345</b>	<b>Rate Increase</b>		<b>474,744</b>
16			Percent Increase	<b>6.51%</b>		
17						
18	<b>Capitl Structure Financing Investment</b>			<b>Financing Cost</b>		
19	Type	Percent	Amount	Cost of Capital	Weighted	Amount
20	Equity	58.98%	2,167,252	22.67%	13.37%	491,419
21	Debt	41.02%	1,507,181	3.38%	1.39%	51,010
22	Total	100.00%	3,674,433		14.76%	542,430
23						
24						
25	<b>Operating Statistics</b>		<b>Before</b>	<b>After</b>		
26			<b>Income Tax</b>	<b>Income Tax</b>		
27	Return on Investment		18.32%	14.76%		
28	Return on Equity		28.70%	22.67%		
29	Operating Ratio		91.33%	91.34%		
30	Profit Margin		8.67%	8.67%		
31	Final turnover		2.11	2.11		
32	Tax Rate		21.00%	21.00%		
33						
34						
35	<b>Revenue Sensitive Taxes Charges</b>					
36			<b>Rate</b>	<b>Taxes</b>		
37	B & O Tax		1.750%	9,096		
38	WUTC Fee		0.510%	2,651		
39	City Tax		0.000%	-		
40	Bad Debts		0.172%	892		
41	Revenue Sensitive		2.432%	12,639		
42						
43	Conversion Factor		88.91%			

Line No.	(a)	(b)	(c)	(d)	(e)	(f)
		Historical	Revenue Change	Proforma	Add: Revenue Sensitive Taxes	Revenue Requirement
1	Operating Revenue	5,925,776	324,467	6,250,243	8,835	6,259,078
2	Operating Expenses	5,732,842		5,732,842	8,835	5,741,677
3	Operating Income	192,934		517,401		\$517,401
4						
5	Interest Expense	38,002		38,002		38,002
6	Income Tax Expense	26,889	73,785	100,674		100,674
7						
8	Net Income	128,043		378,726		378,726
9						
10	Operating Ratio	96.74%		91.72%		91.73%
11						
12	<b>Revenue Requirement</b>					
13		Historical Revenue	5,925,776	Revenue Increase before taxes		324,467
14		Rate Increase	333,302	Rev Sensitive Taxes		8,835
15		<b>Revenue Requirement</b>	<b>6,259,078</b>	<b>Rate Increase</b>		<b>333,302</b>
16			Percent Increase	<b>5.62%</b>		
17						
18	<b>Capitol Structure Financing Investment</b>			<b>Financing Cost</b>		
19	Type	Percent	Amount	Cost of Capital	Weighted	Amount
20	Equity	58.98%	1,614,573	23.46%	13.84%	378,726
21	Debt	41.02%	1,122,829	3.38%	1.39%	38,002
22	Total	100.00%	2,737,402		15.22%	416,727
23						
24						
25	<b>Operating Statistics</b>		<b>Before</b>	<b>After</b>		
26			<b>Income Tax</b>	<b>Income Tax</b>		
27	Return on Investment		18.90%	15.22%		
28	Return on Equity		29.69%	23.46%		
29	Operating Ratio		91.72%	91.73%		
30	Profit Margin		8.28%	8.28%		
31	Final turnover		2.28	2.28		
32	Tax Rate		21.00%	21.00%		
33						
34						
35	<b>Revenue Sensitive Taxes Charges</b>					
36			<b>Rate</b>	<b>Taxes</b>		
37	B & O Tax		1.750%	6,358		
38	WUTC Fee		0.510%	1,853		
39	City Tax		0.000%	-		
40	Bad Debts		0.172%	624		
41	Revenue Sensitive		2.432%	8,835		
42						
43	Conversion Factor		89.30%			

Line No.	(a)	(b)	(c)	(b) + (c)	(e)	(d) + (e)
				(d)		(f)
		Historical	Revenue Change	Proforma	Add: Revenue Sensitive Taxes	Revenue Requirement
1	Operating Revenue	1,370,826	135,563	1,506,389	3,772	1,510,160
2	Operating Expenses	1,352,805		1,352,805	3,772	1,356,576
3	Operating Income	18,021		153,584		\$153,584
4						
5	Interest Expense	13,008		13,008		13,008
6	Income Tax Expense	870	28,651	29,521		29,521
7						
8	Net Income	4,143		111,055		111,055
9						
10	Operating Ratio	98.69%		89.80%		89.83%
11						
12	<b>Revenue Requirement</b>					
13		Historical Revenue	1,370,826		Revenue Increase before taxes	135,563
14		Rate Increase	139,335		Rev Sensitive Taxes	3,772
15		<b>Revenue Requirement</b>	<b>1,510,160</b>		<b>Rate Increase</b>	<b>139,335</b>
16			Percent Increase	<b>10.16%</b>		
17						
18	<b>Capitol Structure Financing Investment</b>			<b>Financing Cost</b>		
19	Type	Percent	Amount	Cost of Capital	Weighted	Amount
20	Equity	58.98%	552,679	20.09%	11.85%	111,055
21	Debt	41.02%	384,352	3.38%	1.39%	13,008
22	Total	100.00%	937,032		13.24%	124,063
23						
24						
25	<b>Operating Statistics</b>		<b>Before</b>	<b>After</b>		
26			<b>Income Tax</b>	<b>Income Tax</b>		
27	Return on Investment		16.39%	13.24%		
28	Return on Equity		25.44%	20.09%		
29	Operating Ratio		89.80%	89.83%		
30	Profit Margin		10.20%	10.20%		
31	Final turnover		1.61	1.61		
32	Tax Rate		21.00%	21.00%		
33						
34						
35	<b>Revenue Sensitive Taxes Charges</b>					
36			<b>Rate</b>	<b>Taxes</b>		
37	B & O Tax		1.750%	2,714		
38	WUTC Fee		0.510%	791		
39	City Tax		0.000%	-		
40	Bad Debts		0.172%	266		
41	Revenue Sensitive		2.432%	3,772		
42						
43	Conversion Factor		87.40%			

Line No.	(a)	(b)	(c)	(b) + (c)	(d) + (e)	
				(d)	(f)	
		Historical	Revenue Change	Proforma	Add: Revenue Sensitive Taxes	Revenue Requirement
1	Operating Revenue	7,296,601	529,694	7,826,296	14,616	7,840,912
2	Operating Expenses	7,085,646		7,085,646	14,616	7,100,263
3	Operating Income	210,955		740,649		\$740,649
4						
5	Interest Expense	51,010		51,010		51,010
6	Income Tax Expense	27,759	117,065	144,824		144,824
7						
8	Net Income	132,186		544,815		544,815
9						
10	Operating Ratio	97.11%		90.54%		90.55%

Revenue Requirement					
	Historical Revenue	7,296,601		Revenue Increase before taxes	529,694
	Rate Increase	544,311		Rev Sensitive Taxes	14,616
	<b>Revenue Requirement</b>	<b>7,840,912</b>		<b>Rate Increase</b>	<b>544,311</b>
		Percent Increase	<b>7.46%</b>		

#### Capital Structure Financing Investment

Type	Percent	Amount	Cost of Capital	Financing Cost Weighted	Amount
Equity	58.98%	2,167,252	25.14%	14.83%	544,815
Debt	41.02%	1,507,181	3.38%	1.39%	51,010
Total	100.00%	3,674,433		16.22%	595,825

#### Operating Statistics

	Before Income Tax	After Income Tax
Return on Investment	20.16%	16.22%
Return on Equity	31.82%	25.14%
Operating Ratio	90.54%	90.55%
Profit Margin	9.46%	9.46%
Final turnover	2.13	2.13
Tax Rate	21.00%	21.00%

#### Revenue Sensitive Taxes Charges

	Rate	Taxes
B & O Tax	1.750%	10,519
WUTC Fee	0.510%	3,066
City Tax	0.000%	-
Bad Debts	0.172%	1,032
Revenue Sensitive	2.432%	14,616
Conversion Factor	88.12%	

Line No.	(a)	(b)	(c)	(b) + (c)	(e)	(d) + (e)
				(d)		(f)
		Historical	Revenue Change	Proforma	Add: Revenue Sensitive Taxes	Revenue Requirement
1	Operating Revenue	5,925,776	398,960	6,324,736	10,996	6,335,732
2	Operating Expenses	5,732,842		5,732,842	10,996	5,743,838
3	Operating Income	192,934		591,894		\$591,894
4						
5	Interest Expense	38,002		38,002		38,002
6	Income Tax Expense	26,889	89,428	116,317		116,317
7						
8	Net Income	128,043		437,575		437,575
9						
10	Operating Ratio	96.74%		90.64%		90.66%

**Revenue Requirement**

Historical Revenue	5,925,776	Revenue Increase before taxes	398,960
Rate Increase	409,956	Rev Sensitive Taxes	10,996
<b>Revenue Requirement</b>	<b>6,335,732</b>	<b>Rate Increase</b>	<b>409,956</b>
Percent Increase	<b>6.92%</b>		

**Capital Structure Financing Investment**

Type	Percent	Amount	Cost of Capital	Weighted	Amount
Equity	58.98%	1,614,573	27.10%	15.99%	437,575
Debt	41.02%	1,122,829	3.38%	1.39%	38,002
Total	100.00%	2,737,402		17.37%	475,577

**Operating Statistics**

	Before Income Tax	After Income Tax
Return on Investment	21.62%	17.37%
Return on Equity	34.31%	27.10%
Operating Ratio	90.64%	90.66%
Profit Margin	9.36%	9.36%
Final turnover	2.31	2.31
Tax Rate	21.00%	21.00%

**Revenue Sensitive Taxes Charges**

	Rate	Taxes
B & O Tax	1.750%	7,914
WUTC Fee	0.510%	2,306
City Tax	0.000%	-
Bad Debts	0.172%	776
Revenue Sensitive	2.432%	10,996

Conversion Factor 88.23%

Line No.	(a)	(b)	(c)	(b) + (c)	(d) + (e)	
				(d)	(e)	(f)
		Historical	Revenue Change	Proforma	Add: Revenue Sensitive Taxes	Revenue Requirement
1	Operating Revenue	1,370,826	128,320	1,499,145	3,553	1,502,698
2	Operating Expenses	1,352,805		1,352,805	3,553	1,356,357
3	Operating Income	18,021		146,341		\$146,341
4						
5	Interest Expense	13,008		13,008		13,008
6	Income Tax Expense	870	27,130	28,000		28,000
7						
8	Net Income	4,143		105,333		105,333
9						
10	Operating Ratio	98.69%		90.24%		90.26%

**Revenue Requirement**

Historical Revenue	1,370,826	Revenue Increase before taxes	128,320
Rate Increase	131,872	Rev Sensitive Taxes	3,553
<b>Revenue Requirement</b>	<b>1,502,698</b>	<b>Rate Increase</b>	<b>131,872</b>
Percent Increase	9.62%		

**Capitl Structure Financing Investment**

Type	Percent	Amount	Cost of Capital	Financing Cost Weighted	Amount
Equity	58.98%	552,679	19.06%	11.24%	105,333
Debt	41.02%	384,352	3.38%	1.39%	13,008
Total	100.00%	937,032		12.63%	118,341

**Operating Statistics**

	Before Income Tax	After Income Tax
Return on Investment	15.62%	12.63%
Return on Equity	24.12%	19.06%
Operating Ratio	90.24%	90.26%
Profit Margin	9.76%	9.76%
Final turnover	1.60	1.60
Tax Rate	21.00%	21.00%

**Revenue Sensitive Taxes Charges**

	Rate	Taxes
B & O Tax	1.750%	2,557
WUTC Fee	0.510%	745
City Tax	0.000%	-
Bad Debts	0.172%	251
Revenue Sensitive	2.432%	3,553

Conversion Factor 87.83%



**LeMay Enterprises - Pacific/Rural Disposal  
MRF Baling Fee Calculation**

The workpaper below was taken from TG-190516. Explanation of the workpaper from that filing is below. Mason County hauls commingle material to the Pacific MRF in Lacey, WA (district 2184). Pacific 2184 bails the material and it is taken from the 2184 MRF to Pioneer for processing. This allows Mason County route trucks to avoid traveling to Pioneer after each route to deliver commingle. The difference between the \$19 bailing credit Pioneer pays and the actual cost of bailing the commingle should be passed through to Mason County customers.

Explanation: District 2184 is made up of a recycle bailing/re-load facility (MRF) and a County owned transfer station that we operate. The two facilities are at separate locations. All recycle trucks dump their material at the MRF, where it is re-loaded and trucked to Pioneer by LeMay Transportation. Pioneer pays the 2184 MRF \$19/ton for bringing the material in bailed, however this does not fully recover the bailing cost. In order to calculate the true cost of bailing we must first determine the 2184 costs that relate to the MRF, and then allocate those expenses on regulated vs. non-regulated recycling tons that come into the MRF.

	Allocated Pacific-Rural 2184	Transfer Station	MRF	Total	Non-Regulated	Regulated	
<b>Revenue:</b>							
32000 Residential	-	-	-	-	-	-	Actual
32100 Recycling	-	-	-	-	-	-	Actual
32110 Yard Waste	-	-	-	-	-	-	Actual
MF Recycling	-	-	-	-	-	-	Actual
33000 Comm Containers	-	-	-	-	-	-	Actual
31000 Drop Box	-	-	-	-	-	-	Actual
31004 Drop Box Recycling	-	-	-	-	-	-	Actual
31005 Pass Thru	-	-	-	-	-	-	Actual
35000 TF Station	6,246,612	6,246,612	-	6,246,612	-	-	Actual
33020 Comm Recycling	-	-	-	-	-	-	Actual
35500 Recycling Material	374,857	-	374,857	374,857	374,857	-	Actual
38000 Service Charge	9,810	9,810	-	9,810	-	-	EE Hrs - Tons
38001 P-Card Revenue	7,191	4,954	2,237	7,191	1,395	841	EE Hrs - Tons
<b>Total</b>	<b>6,638,470</b>	<b>6,261,376</b>	<b>377,094</b>	<b>6,638,470</b>	<b>376,252</b>	<b>841</b>	
	-	94%	6%		100%	0%	
<b>Expenses:</b>							
57125 Building Supplies	1,078	743	335	1,078	209	126	EE Hrs - Tons
57147 Repair-Shop, Bldg	87,555	55,873	31,683	87,555	19,767	11,916	Actual - Tons
<b>41200 Total</b>	<b>88,633</b>	<b>56,615</b>	<b>32,018</b>	<b>88,633</b>	<b>19,976</b>	<b>12,042</b>	
52010 Salaries	11,360	5,950	5,409	11,360	3,375	2,034	Pieces of Equip -
52020 Wages-Regular	67,832	35,531	32,301	67,832	20,152	12,149	Pieces of Equip -
52025 Wages-OT	9,795	5,131	4,664	9,795	2,910	1,754	Pieces of Equip -
52035 Safety Bonus	798	418	380	798	237	143	Pieces of Equip -
52065 Vacation Pay	2,225	1,166	1,060	2,225	661	399	Pieces of Equip -
52070 Sick Pay	2,721	1,425	1,296	2,721	808	487	Pieces of Equip -
<b>41310 Wages Mechanics</b>	<b>94,732</b>	<b>49,621</b>	<b>45,110</b>	<b>94,732</b>	<b>28,144</b>	<b>16,966</b>	
55020 Wages Regular	-	-	-	-	-	-	Actual
55025 Wages O.T.	-	-	-	-	-	-	Actual
55065 Vacation Pay	-	-	-	-	-	-	Actual
<b>41311 Wages Container M</b>	<b>-</b>	<b>-</b>	<b>-</b>	<b>-</b>	<b>-</b>	<b>-</b>	
52120 Parts & Materials	15,238	15,238	-	15,238	-	-	Actual
52125 Operating Suppies	3,076	1,611	1,465	3,076	914	551	Pieces of Equip -
52135 Equipment & Maint f	115,755	89,751	26,005	115,755	16,224	9,781	Actual - Tons
55120 Parts & Materials	3,234	-	3,234	3,234	2,018	1,216	Actual - Tons
55125 Operating Suppies	536	-	536	536	334	201	Actual - Tons
<b>41320 Total Parts &amp; Mater</b>	<b>137,840</b>	<b>106,600</b>	<b>31,240</b>	<b>137,840</b>	<b>19,490</b>	<b>11,749</b>	
52147 Outside Repair	29,127	29,127	-	29,127	-	-	Actual
55147 Outside Repair	-	-	-	-	-	-	Actual
<b>41330 Total</b>	<b>29,127</b>	<b>29,127</b>	<b>-</b>	<b>29,127</b>	<b>-</b>	<b>-</b>	
59400 Damage Paid by Dis	-	-	-	-	-	-	Actual
59401 Ins Claims Repairs	-	-	-	-	-	-	Actual
<b>41340 Accident Repair</b>	<b>-</b>	<b>-</b>	<b>-</b>	<b>-</b>	<b>-</b>	<b>-</b>	
52140 Tires & Tubes	2,697	1,412	1,284	2,697	801	483	Pieces of Equip -
<b>41600 Total</b>	<b>2,697</b>	<b>1,412</b>	<b>1,284</b>	<b>2,697</b>	<b>801</b>	<b>483</b>	
52086 Safety & Training	2,034	1,065	969	2,034	604	364	Pieces of Equip -
52090 Uniforms	824	432	392	824	245	148	Pieces of Equip -
52182 Towing	1,295	678	617	1,295	385	232	Pieces of Equip -



<b>45300 Public Liability</b>	<b>41,420</b>	<b>28,536</b>	<b>12,883</b>	<b>41,420</b>	<b>8,038</b>	<b>4,846</b>	
59343 WC Current Year Cl	-	-	-	-	-	-	Actual
59344 WC Prior Year Clain	-	-	-	-	-	-	Actual
59500 WC Premium	3,092	2,131	962	3,092	600	362	EE Hrs - Tons
57370 Bond Exp-WC	248	248		248			Actual
<b>45400 Workmen's Comp</b>	<b>3,340</b>	<b>2,378</b>	<b>962</b>	<b>3,340</b>	<b>600</b>	<b>362</b>	
70010 Salaries	117,361	111,011	6,350	117,361	3,962	2,388	Actual - Tons
70020 Wages Regular	38,733	38,733	-	38,733	-	-	Actual
70025 Wages OT	1,043	1,043	-	1,043	-	-	Actual
70035 Safety Bonuses	-	-	-	-	-	-	Actual
70036 Bonuses	43	43	-	43	-	-	Actual
70045 Contract Labor	-	-	-	-	-	-	Actual
70065 Vacation	(828)	(828)	-	(828)	-	-	Actual
70070 Sick Leave	908	908	-	908	-	-	Actual
<b>46130 Salaries-Office</b>	<b>157,261</b>	<b>150,911</b>	<b>6,350</b>	<b>157,261</b>	<b>3,962</b>	<b>2,388</b>	
70149 Corp OH Allocation	111,097	76,541	34,556	111,097	21,559	12,997	EE Hrs - Tons
<b>46100 Management Fee</b>	<b>111,097</b>	<b>76,541</b>	<b>34,556</b>	<b>111,097</b>	<b>21,559</b>	<b>12,997</b>	
52181 Freight	-	-	-	-	-	-	Actual
52200 Office Suppies	-	-	-	-	-	-	Actual
57175 Equipment Vehicle F	16,014	-	16,014	16,014	9,991	6,023	Actual - Tons
57345 Security Services	3,900	3,900	-	3,900	-	-	Actual
70185 Postage	805	805	-	805	-	-	Actual
70210 Office Suppies	4,362	3,005	1,357	4,362	846	510	EE Hrs - Tons
Customer Notificatio	-	-	-	-	-	-	Actual
70214 Credit Card Fees	-	-	-	-	-	-	Actual
70215 Bank Charges	-	-	-	-	-	-	Actual
70300 Data Processing	-	-	-	-	-	-	Actual
70302 Computer Suppies	-	-	-	-	-	-	Actual
70320 Credit and Collectio	-	-	-	-	-	-	Actual
70345 Security Services	-	-	-	-	-	-	Actual
<b>46200 Office &amp; Other Exp</b>	<b>25,081</b>	<b>7,710</b>	<b>17,371</b>	<b>25,081</b>	<b>10,838</b>	<b>6,533</b>	
70235 Legal	1,844	1,271	574	1,844	358	216	EE Hrs - Tons
<b>46300 Legal &amp; Accountin</b>	<b>1,844</b>	<b>1,271</b>	<b>574</b>	<b>1,844</b>	<b>358</b>	<b>216</b>	
57150 Utilities	112,084	61,071	51,013	112,084	31,827	19,186	Actual - Tons
70150 Utilities	1,987	-	1,987	1,987	1,240	747	Actual - Tons
<b>46400 Utilities</b>	<b>114,071</b>	<b>61,071</b>	<b>53,000</b>	<b>114,071</b>	<b>33,066</b>	<b>19,934</b>	
52165 Communication	1,623	850	773	1,623	482	291	Pieces of Equip -
57165 Communication	-	-	-	-	-	-	Actual
70165 Communication	5,582	5,582		5,582			Actual
70167 Cell Phone	1,904	1,904		1,904			Actual
<b>46410 Communication</b>	<b>9,108</b>	<b>8,336</b>	<b>773</b>	<b>9,108</b>	<b>482</b>	<b>291</b>	
50060 Group Insurance	320,848	221,050	99,798	320,848	62,263	37,535	EE Hrs - Tons
50116 Union Benefit Expen	-	-	-	-	-	-	Actual
52060 Group Insurance	18,692	9,791	8,901	18,692	5,553	3,348	Pieces of Equip -
55060 Group Insurance	-	-	-	-	-	-	Actual
56060 Group Insurance	-	-	-	-	-	-	Actual
70060 Group Insurance	24,657	24,657	-	24,657	-	-	Actual
<b>46500 Employee Welfare</b>	<b>364,198</b>	<b>255,499</b>	<b>108,699</b>	<b>364,198</b>	<b>67,817</b>	<b>40,882</b>	
50115 Pension	30,194	20,802	9,392	30,194	5,859	3,532	EE Hrs - Tons
50117 Union Pension	-	-	-	-	-	-	Actual
52115 Pension	2,123	1,112	1,011	2,123	631	380	Pieces of Equip -
55115 Pension and Profit S	-	-	-	-	-	-	Actual
56115 Pension	-	-	-	-	-	-	Actual
60116 Pension	-	-	-	-	-	-	Actual
70116 Pension	4,605	4,605	-	4,605	-	-	Actual
<b>46510 Pension</b>	<b>36,921</b>	<b>26,519</b>	<b>10,402</b>	<b>36,921</b>	<b>6,490</b>	<b>3,912</b>	
70310 Bad Debt Provision	35	35		35			Actual
<b>46700 Bad Debts</b>	<b>35</b>	<b>35</b>	<b>-</b>	<b>35</b>	<b>-</b>	<b>-</b>	
57252 Subcontract Exp	-	-	-	-	-	-	Actual
70037 Termination Pay	-	-	-	-	-	-	Actual
70086 Safety & Taining	189	130	59	189	37	22	EE Hrs - Tons

70090 WCN Training	142	98	44	142	28	17	EE Hrs - Tons
70095 Employee Comm Ac	8,065	5,557	2,509	8,065	1,565	944	EE Hrs - Tons
70110 Contributions	-	-	-	-	-	-	Actual
70112 Political Contributor	-	-	-	-	-	-	Actual
70148 Alloc Exp In Distr	2	1	1	2	0	0	EE Hrs - Tons
70175 Equipment Rental	-	-	-	-	-	-	Actual
70190 Registration Fee	-	-	-	-	-	-	Actual
70195 Dues & Subscription	-	-	-	-	-	-	Actual
70200 Travel	25	17	8	25	5	3	EE Hrs - Tons
70201 Entertainment	-	-	-	-	-	-	Actual
70202 Excursion Meetings	670	461	208	670	130	78	EE Hrs - Tons
70203 Lodging	-	-	-	-	-	-	Actual
70205 Travel Auto	4	3	1	4	1	1	EE Hrs - Tons
70206 Meals	-	-	-	-	-	-	Actual
70231 Recruitment Advertis	-	-	-	-	-	-	Actual
70255 Other Professional F	0	-	-	-	-	-	Actual
70330 Equipment/Truck Sa	2,231	1,537	694	2,231	433	261	EE Hrs - Tons
70335 Miscellaneous	1	0	0	1	0	0	EE Hrs - Tons
70336 Coffee Bar	-	-	-	-	-	-	Actual
70357 Permits	-	-	-	-	-	-	Actual
<b>46900 Other General Exp</b>	<b>11,329</b>	<b>7,805</b>	<b>3,524</b>	<b>11,329</b>	<b>2,198</b>	<b>1,325</b>	
51260 Depreciation Trks	112,377	20,003	92,374	112,377	57,631	34,742	EE Hrs - Tons
54260 Depreciation Cont, L	-	-	-	-	-	-	Actual
Depreciation Service	-	-	-	-	-	-	Actual
57260 Depreciation Shop	-	-	-	-	-	-	Actual
70260 Depreciation Office	11,966	11,966	-	11,966	-	-	Actual
Buildings (Structures	-	-	-	-	-	-	Actual
Leasehold Improven	-	-	-	-	-	-	Actual
70264 Amortization	-	-	-	-	-	-	Actual
91010 Sale of Asset	-	-	-	-	-	-	Actual
<b>Total</b>	<b>124,343</b>	<b>31,969</b>	<b>92,374</b>	<b>124,343</b>	<b>57,631</b>	<b>34,742</b>	
41201 Rebate & Rev Shari	-	-	-	-	-	-	Actual
57280 Other Taxes	-	-	-	-	-	-	Actual
<b>52000 Operating Tax &amp; Li</b>	<b>-</b>	<b>-</b>	<b>-</b>	<b>-</b>	<b>-</b>	<b>-</b>	
43001 Taxes & Pass Thru f	92,903	87,626	5,277	92,903	3,292	1,985	Revenue - Tons
<b>52030 State Excise Tax</b>	<b>92,903</b>	<b>87,626</b>	<b>5,277</b>	<b>92,903</b>	<b>3,292</b>	<b>1,985</b>	
51295 Licenses	48,696	48,696	-	48,696	-	-	Actual
57357 Permits	3,084	3,084	-	3,084	-	-	EE Hrs - Tons
<b>52200 Vehicle Licenses</b>	<b>51,780</b>	<b>51,780</b>	<b>-</b>	<b>51,780</b>	<b>-</b>	<b>-</b>	
57275 Property Tax	-	-	-	-	-	-	Actual
<b>52300 Property Tax</b>	<b>-</b>	<b>-</b>	<b>-</b>	<b>-</b>	<b>-</b>	<b>-</b>	
50050 Payroll Taxes	107,146	73,819	33,327	107,146	20,793	12,535	EE Hrs - Tons
52050 Payroll Taxes	7,277	3,812	3,465	7,277	2,162	1,303	Pieces of Equip -
55050 Payroll Taxes	-	-	-	-	-	-	Actual
56050 Payroll Taxes	-	-	-	-	-	-	Actual
60050 Payroll Taxes	-	-	-	-	-	-	Actual
70050 Payroll Taxes	11,353	11,353	-	11,353	-	-	Actual
<b>52400 Payroll Taxes</b>	<b>125,776</b>	<b>88,984</b>	<b>36,792</b>	<b>125,776</b>	<b>22,955</b>	<b>13,838</b>	
57170 Real Estate Rental	1,501	-	1,501	1,501	936	564	Actual - Tons
<b>53200 Rent-Land, Structu</b>	<b>1,501</b>	<b>-</b>	<b>1,501</b>	<b>1,501</b>	<b>936</b>	<b>564</b>	
70269 Long Term Contr An	250,450	250,450	-	250,450	-	-	Actual
<b>Total Amort</b>	<b>250,450</b>	<b>250,450</b>	<b>-</b>	<b>250,450</b>	<b>-</b>	<b>-</b>	
<b>91000 Unusual Gain/(Loss)</b>	<b>-</b>	<b>-</b>	<b>-</b>	<b>-</b>	<b>-</b>	<b>-</b>	
<b>Total</b>	<b>4,766,050</b>	<b>3,746,736</b>	<b>1,019,314</b>	<b>4,766,050</b>	<b>669,428</b>	<b>349,886</b>	
<b>Operating Ratio</b>		60%	270%				
<b>Net Income (Loss)</b>	<b>1,872,420</b>	<b>2,514,640</b>	<b>(642,221)</b>	<b>1,872,420</b>	<b>(293,176)</b>	<b>(349,045)</b>	

Bailing Rev/Ton Received from Pioneer 19  
 Actual Cost 23.32  
**Bailing Adjustment Needed = 64,777**

**Stat Entry - Trend (source in row)**

12 Mths From: 2019-12 (Required. YYYY-MM Format)

Note: All inputs from this input form are applied at the first of the month.

Stat Acct/Cod	Account/Stat Name	Dist	LOB	Sbst	Last Entered	Entered By	Source	2019-12	2020-01	2020-02	2020-03	2020-04	2020-05	2020-06	2020-07	2020-08	2020-09	2020-10	2020-11
98425	Diesel Fuel Volume	2149	000	00	12/4/2020	lesleyg	Act	11,503	12,590	11,766	11,945	13,808	12,834	13,820	14,839	13,815	14,128	13,844	12,793

End of List

2020	Account/Stat Name	Dist	LOB	Sbst	Last Entered	Entered By	Source	2019-12	2020-01	2020-02	2020-03	2020-04	2020-05	2020-06	2020-07	2020-08	2020-09	2020-10	2020-11
	Days							22	23	20	22	22	21	22	23	21	22	22	21
	Diesel Fuel Volume	2149	000	00	12/4/2020	lesleyg	Act	11,503	12,590	11,766	11,945	13,808	12,834	13,820	14,839	13,815	14,128	13,844	12,793
	Volume per Day							523	547	588	543	628	611	628	645	658	642	629	609
2019	Account/Stat Name	Dist	LOB	Sbst	Last Entered	Entered By	Source	2019-12	2020-01	2020-02	2020-03	2020-04	2020-05	2020-06	2020-07	2020-08	2020-09	2020-10	2020-11
	Days							21	23	20	21	22	23	20	23	22	21	23	21
	Diesel Fuel Volume	2149	000	00	12/5/2019	LesleyG	Act	11,278	12,174	8,337	11,413	12,138	13,166	11,978	13,004	13,397	11,495	13,143	11,866
	Volume per Day							537	529	417	543	552	572	599	565	609	547	571	565
Difference								(14)	18	171	(1)	76	39	29	80	49	95	58	44
								-3%	3%	41%	0%	14%	7%	5%	14%	8%	17%	10%	8%
							LOB - Flow Control					RO	RO & Comm		RO, Comm & Resi 100% Flow Control				
												76	49		61				
												14%	9%		11%				

**November 2020 Spot Price**



Associated Petroleum Products  
 PO Box 1397  
 Tacoma, WA 98401  
 (800) 929-5243 or (253) 627-6179  
 www.world-kinect.com

PAGE: 1

AR ACCOUNT NO: 01-1002746  
 CL ACCOUNT NO: 00-0100442  
 INVOICE: CL66510  
 DATE: 11/30/2020  
 DUE DATE: 12/30/2020  
 QUANTITY: 6,387.40  
 AMOUNT: 19,922.32

ACCOUNT #: 00-0100442  
 ACCOUNT NAME: WCI MASON COUNTY GARBAGE

Cost	\$19,922.32
Gallons	6,387.40
Price/Gallon	3.12

Journal Entry Query Tool

v.4.6

NOTE: Ctrl+Shift+J to pull data

Date Range:
From: 2019-12
To: 2020-11

Other Criteria	
Districts:	2149
Accts:	41121
System:	
Subsystem:	

Can you give the FAR numbers these are related to?

Total of Entries:	45,862.05	0.00	*pst: P = Posted, U = Unposted, S = Staged, C:0 = I/C Unposted, -1 = Hanging out there.
Num of Entries Shown:	29	29	*records limit: 10000

Full Account	Date	Amount USD	Amount CAD	Nat	Journal Control Num	Psted*	Journal Description	User	R/Type	Vendor Code	One Time Vendo Further Description
41121-2149-000-00	12/4/2019	3,861.25	0.00	USD	JRNLWA00401046	P	From Voucher Posting.	JudyA	0/JE IC	VUS000015219	TRACY SPECHT
41121-2149-000-00	12/17/2019	3,681.25	0.00	USD	JRNLWA00401906	P	From Voucher Posting.	MariaJ	0/JE IC	VUS000015219	TRACY SPECHT
41121-2149-000-00	12/31/2019	(3,861.25)	0.00	USD	JRNLWA00401565	P	2019-11 PO Log Accrual	LauraKa	0/REVERSE		BROKERAGE 11/1-11/15
41121-2149-000-00	12/31/2019	(3,681.25)	0.00	USD	JRNLWA00401565	P	2019-11 PO Log Accrual	LauraKa	0/REVERSE		11/18-11/27
41121-2149-000-00	12/31/2019	2,660.00	0.00	USD	JRNLWA00402050	P	From Voucher Posting.	asnell	0/JE IC	VUS000015219	TRACY SPECHT
41121-2149-000-00	12/31/2019	4,346.25	0.00	USD	JRNLWA00403378	P	2019-12 PO Log Accrual	LesleyG	1/JE STD		12/16-12/31
41121-2149-000-00	1/20/2020	4,346.25	0.00	USD	JRNLWA00403519	P	From Voucher Posting.	JudyA	0/JE IC	VUS000015219	TRACY SPECHT
41121-2149-000-00	1/31/2020	(4,346.25)	0.00	USD	JRNLWA00403411	P	2019-12 PO Log Accrual	LesleyG	0/REVERSE		12/16-12/31
41121-2149-000-00	1/31/2020	4,963.75	0.00	USD	JRNLWA00403767	P	From Voucher Posting.	JudyA	0/JE IC	VUS000015219	TRACY SPECHT
41121-2149-000-00	1/31/2020	4,251.25	0.00	USD	JRNLWA00404665	P	2020-01 PO Log Accrual	LesleyG	1/JE STD		1/16-1/31
41121-2149-000-00	2/19/2020	4,251.25	0.00	USD	JRNLWA00404952	P	From Voucher Posting.	JudyA	0/JE IC	VUS000015219	TRACY SPECHT
41121-2149-000-00	2/29/2020	(4,251.25)	0.00	USD	JRNLWA00404795	P	2020-01 PO Log Accrual	LesleyG	0/REVERSE		1/16-1/31
41121-2149-000-00	9/30/2020	3,040.00	0.00	USD	JRNLWA00416687	P	2020-09 PO Log Accrual	LauraKa	1/JE STD		PO 01091: KBH: PCard: brokerage 9/14-9/1
41121-2149-000-00	9/30/2020	3,182.50	0.00	USD	JRNLWA00416687	P	2020-09 PO Log Accrual	LauraKa	1/JE STD		PO 01092: KBH: PCard: BROKERAGE 9/21-9/2
41121-2149-000-00	9/30/2020	1,757.50	0.00	USD	JRNLWA00416687	P	2020-09 PO Log Accrual	LauraKa	1/JE STD		PO 01093: KBH: PCard: BROKERAGE 9/28-9/3
41121-2149-000-00	10/31/2020	(3,040.00)	0.00	USD	JRNLWA00416743	P	2020-09 PO Log Accrual	LauraKa	0/REVERSE		PO 01091: KBH: PCard: brokerage 9/14-9/1
41121-2149-000-00	10/31/2020	(3,182.50)	0.00	USD	JRNLWA00416743	P	2020-09 PO Log Accrual	LauraKa	0/REVERSE		PO 01092: KBH: PCard: BROKERAGE 9/21-9/2
41121-2149-000-00	10/31/2020	(1,757.50)	0.00	USD	JRNLWA00416743	P	2020-09 PO Log Accrual	LauraKa	0/REVERSE		PO 01093: KBH: PCard: BROKERAGE 9/28-9/3
41121-2149-000-00	10/31/2020	3,040.00	0.00	USD	JRNLWA00417286	P	Pcard Activity - Oct	HelenaK	0/JE IC		SQ KBH CONSTRUCTION-RACHEAL GALLOWAY
41121-2149-000-00	10/31/2020	3,182.50	0.00	USD	JRNLWA00417286	P	Pcard Activity - Oct	HelenaK	0/JE IC		SQ KBH CONSTRUCTION-RACHEAL GALLOWAY
41121-2149-000-00	10/31/2020	1,757.50	0.00	USD	JRNLWA00417286	P	Pcard Activity - Oct	HelenaK	0/JE IC		SQ KBH CONSTRUCTION-RACHEAL GALLOWAY
41121-2149-000-00	10/31/2020	1,330.00	0.00	USD	JRNLWA00417286	P	Pcard Activity - Oct	HelenaK	0/JE IC		SQ KBH CONSTRUCTION-RACHEAL GALLOWAY
41121-2149-000-00	10/31/2020	8,740.00	0.00	USD	JRNLWA00418097	P	2020-10 PO Log Accrual	LauraKa	1/JE STD		PO 01088: KBH: PCard: BROKERAGE
41121-2149-000-00	11/30/2020	(8,740.00)	0.00	USD	JRNLWA00418265	P	2020-10 PO Log Accrual	LauraKa	0/REVERSE		PO 01088: KBH: PCard: BROKERAGE
41121-2149-000-00	11/30/2020	2,945.00	0.00	USD	JRNLWA00418762	P	Pcard Activity - Nov	HelenaK	0/JE IC		SQ KBH CONSTRUCTION-RACHEAL GALLOWAY
41121-2149-000-00	11/30/2020	2,897.50	0.00	USD	JRNLWA00418762	P	Pcard Activity - Nov	HelenaK	0/JE IC		SQ KBH CONSTRUCTION-RACHEAL GALLOWAY
41121-2149-000-00	11/30/2020	2,897.50	0.00	USD	JRNLWA00418762	P	Pcard Activity - Nov	HelenaK	0/JE IC		SQ KBH CONSTRUCTION-RACHEAL GALLOWAY
41121-2149-000-00	11/30/2020	2,897.50	0.00	USD	JRNLWA00418762	P	Pcard Activity - Nov	HelenaK	0/JE IC		SQ KBH CONSTRUCTION-RACHEAL GALLOWAY
41121-2149-000-00	11/30/2020	8,693.30	0.00	USD	JRNLWA00419770	P	2020-11 PO Log Accrual	LauraKa	1/JE STD		PO 01089: BRADY TRUCKING CO INC: ACH VEN

End of List	
Quarters	(All)

Row Labels	Sum of Amount USD		3rd Party Brokerage Hours
	Expense	Hourly Rate	Hours
<b>2019</b>			
<b>Dec</b>	<b>7,006</b>	<b>7,006</b>	<b>74</b>
11/18-11/27	(3,681)	(3,681)	
12/16-12/31	4,346	4,346	
BROKERAGE 11/1-11/15	(3,861)	(3,861)	
TRACY SPECHT	10,203	10,203	
<b>2020</b>			
<b>Jan</b>	<b>9,215</b>	<b>9,215</b>	<b>97</b>
1/16-1/31	4,251	4,251	
12/16-12/31	(4,346)	(4,346)	
TRACY SPECHT	9,310	9,310	
<b>Feb</b>			
1/16-1/31	(4,251)	(4,251)	
TRACY SPECHT	4,251	4,251	
<b>Sep</b>	<b>7,980</b>	<b>7,980</b>	<b>84</b>
PO 01091: KBH: PCard: brokerage 9/14-9/1	3,040	3,040	
PO 01092: KBH: PCard: BROKERAGE 9/21-9/2	3,183	3,183	
PO 01093: KBH: PCard: BROKERAGE 9/28-9/3	1,758	1,758	
<b>Oct</b>	<b>10,070</b>	<b>10,070</b>	<b>106</b>
PO 01088: KBH: PCard: BROKERAGE	8,740	8,740	
PO 01091: KBH: PCard: brokerage 9/14-9/1	(3,040)	(3,040)	
PO 01092: KBH: PCard: BROKERAGE 9/21-9/2	(3,183)	(3,183)	
PO 01093: KBH: PCard: BROKERAGE 9/28-9/3	(1,758)	(1,758)	
SQ KBH CONSTRUCTION-RACHEAL GALLO	9,310	9,310	
<b>Nov</b>	<b>11,591</b>	<b>11,591</b>	<b>122</b>
PO 01088: KBH: PCard: BROKERAGE	(8,740)	(8,740)	
PO 01089: BRADY TRUCKING CO INC: ACH VI	8,693	8,693	
SQ KBH CONSTRUCTION-RACHEAL GALLO	11,638	11,638	
<b>Grand Total</b>	<b>45,862</b>	<b>45,862</b>	<b>483</b>

Average Weekly Tractor Commingle Hauling	36
Annual Tractor Hours Needed	1872
3rd Party Brokerage Hours	483
<b>Internal Tractor Hours</b>	<b>1,389</b>
Hourly Wage \$	24.74
Wage with 30% Benefits Load \$	32.16
<b>Commingle Tractor Haul Payroll Expense \$</b>	<b>44,677.46</b>

During the test period Mason used a combination of internal labor and 3rd party brokerage to transport commingle to market. The calculation above estimates the amount of wages attributed to this long haul in order to assign the correct payroll expense to the recycling line of business.

Journal Entry Query Tool v.4.6

NOTE: Ctrl+Shift+J to pull data

Date Range:

From: 2019-12 To: 2020-11

Other Criteria

Districts: 2149 Accts: 50115, 52115, 70116 System: Subsystem:

Vendor Code: Amount From: Amount To: Posting:

Total of Entries: ##### 0.00 \*pstcd: P = Posted, U = Unposted, S = Staged, C:0 = I/C Unposted, -1 = Hanging out there. Num of Entries Shown: 132 132 \*records limit: 10000

Table with columns: Full Account, Date, Amount USD, Amount CAD, Nat Currency, Journal Contro, Psted\*, Journal Description, User, R/Type, Vendor Code, One Time Vendor, Further Description, Date Doc. Contains 50 rows of financial entry data.

Journal Entry Query Tool

v.4.6

NOTE: Ctrl+Shift+J to pull data

Date Range:

From: 2019-12  
To: 2020-11

Other Criteria

Districts: 2149  
Accts: 50115, 52115, 70116  
System:  
Subsystem:

Vendor Code:  
Amount From:  
Amount To:  
Posting:

Total of Entries: ##### 0.00 \*pstcd: P = Posted, U = Unposted, S = Staged, C:0 = I/C Unposted, -1 = Hanging out there.  
Num of Entries Shown: 132 132 \*records limit: 10000

Full Account	Date	Amount USD	Amount CAD	Nat Currency	Journal Contro	Pstcd*	Journal Description	User	R/Type	Vendor Code	One Time Vendor	Further Description	Date Doc
50115-2149-201-00	12/31/2019	1,222.54	0.00	USD	JRNLWA0040	P	B2 12/4/19 - 12/17/19	JacobMas	0/JE IC			B2:2019-26:401K ER Match WC	
70116-2149-201-00	4/30/2020	(100.70)	0.00	USD	JRNLWA0040	P	2020-03 B2 Hourly In progress	LaurenTi	0/JE IC			B2:2020-8:401K ER Match WC	
50115-2149-201-00	4/30/2020	1,500.64	0.00	USD	JRNLWA0040	P	B2 4/1/20-4/14/20	JacobMas	0/JE IC			B2:2020-08:401K ER Match WC	
52115-2149-320-00	4/30/2020	342.22	0.00	USD	JRNLWA0040	P	B2 4/1/20-4/14/20	JacobMas	0/JE IC			B2:2020-08:401K ER Match WC	
70116-2149-000-00	4/30/2020	128.56	0.00	USD	JRNLWA0040	P	B2 4/1/20-4/14/20	JacobMas	0/JE IC			B2:2020-08:401K ER Match WC	
70116-2149-201-00	4/30/2020	150.78	0.00	USD	JRNLWA0040	P	B2 4/1/20-4/14/20	JacobMas	0/JE IC			B2:2020-08:401K ER Match WC	
50115-2149-201-00	4/30/2020	1,440.29	0.00	USD	JRNLWA0040	P	B2 4/15/20-4/30/20	LaurenTi	0/JE IC			B2:2020-09:401K ER Match WC	
52115-2149-320-00	4/30/2020	313.02	0.00	USD	JRNLWA0040	P	B2 4/15/20-4/30/20	LaurenTi	0/JE IC			B2:2020-09:401K ER Match WC	
70116-2149-000-00	4/30/2020	128.56	0.00	USD	JRNLWA0040	P	B2 4/15/20-4/30/20	LaurenTi	0/JE IC			B2:2020-09:401K ER Match WC	
70116-2149-201-00	4/30/2020	137.37	0.00	USD	JRNLWA0040	P	B2 4/15/20-4/30/20	LaurenTi	0/JE IC			B2:2020-09:401K ER Match WC	
50115-2149-201-00	4/30/2020	1,177.83	0.00	USD	JRNLWA0040	P	2020-04 B2 Hourly In progress	LaurenTi	0/JE IC			B2:2020-10:401K ER Match WC	
52115-2149-320-00	4/30/2020	199.17	0.00	USD	JRNLWA0040	P	2020-04 B2 Hourly In progress	LaurenTi	0/JE IC			B2:2020-10:401K ER Match WC	
70116-2149-201-00	4/30/2020	115.45	0.00	USD	JRNLWA0040	P	2020-04 B2 Hourly In progress	LaurenTi	0/JE IC			B2:2020-10:401K ER Match WC	
70116-2149-000-99	4/30/2020	27.90	0.00	USD	JRNLWA0040	P	Western Region - Charge Direct	LaurenTi	0/JE IC			Region Payroll alloc	
70116-2149-000-99	4/30/2020	136.71	0.00	USD	JRNLWA0040	P	Western Region - Charge Indire	LaurenTi	0/JE IC			Region PR Alloc	
50115-2149-201-00	5/31/2020	#####	0.00	USD	JRNLWA0040	P	2020-04 B2 Hourly In progress	HeatherWe	0/JE IC			B2:2020-10:401K ER Match WC	
52115-2149-320-00	5/31/2020	(199.17)	0.00	USD	JRNLWA0040	P	2020-04 B2 Hourly In progress	HeatherWe	0/JE IC			B2:2020-10:401K ER Match WC	
70116-2149-201-00	5/31/2020	(115.45)	0.00	USD	JRNLWA0040	P	2020-04 B2 Hourly In progress	HeatherWe	0/JE IC			B2:2020-10:401K ER Match WC	
50115-2149-201-00	5/31/2020	1,450.19	0.00	USD	JRNLWA0040	P	B2 5/1/20-5/13/20	LaurenTi	0/JE IC			B2:2020-10:401K ER Match WC	
52115-2149-320-00	5/31/2020	320.95	0.00	USD	JRNLWA0040	P	B2 5/1/20-5/13/20	LaurenTi	0/JE IC			B2:2020-10:401K ER Match WC	
70116-2149-000-00	5/31/2020	128.56	0.00	USD	JRNLWA0040	P	B2 5/1/20-5/13/20	LaurenTi	0/JE IC			B2:2020-10:401K ER Match WC	
70116-2149-201-00	5/31/2020	153.74	0.00	USD	JRNLWA0040	P	B2 5/1/20-5/13/20	LaurenTi	0/JE IC			B2:2020-10:401K ER Match WC	
50115-2149-201-00	5/31/2020	1,434.78	0.00	USD	JRNLWA0041	P	B2 5/14/20-5/31/20	HeatherWe	0/JE IC			B2:2020-11:401K ER Match WC	
50115-2149-201-00	5/31/2020	1,473.24	0.00	USD	JRNLWA0041	P	B2 5/14/20-5/31/20	HeatherWe	0/JE IC			B2:2020-12:401K ER Match WC	
52115-2149-320-00	5/31/2020	287.60	0.00	USD	JRNLWA0041	P	B2 5/14/20-5/31/20	HeatherWe	0/JE IC			B2:2020-11:401K ER Match WC	
52115-2149-320-00	5/31/2020	274.54	0.00	USD	JRNLWA0041	P	B2 5/14/20-5/31/20	HeatherWe	0/JE IC			B2:2020-12:401K ER Match WC	
70116-2149-000-00	5/31/2020	128.56	0.00	USD	JRNLWA0041	P	B2 5/14/20-5/31/20	HeatherWe	0/JE IC			B2:2020-11:401K ER Match WC	
70116-2149-000-00	5/31/2020	126.06	0.00	USD	JRNLWA0041	P	B2 5/14/20-5/31/20	HeatherWe	0/JE IC			B2:2020-12:401K ER Match WC	
70116-2149-201-00	5/31/2020	156.90	0.00	USD	JRNLWA0041	P	B2 5/14/20-5/31/20	HeatherWe	0/JE IC			B2:2020-11:401K ER Match WC	
70116-2149-201-00	5/31/2020	127.81	0.00	USD	JRNLWA0041	P	B2 5/14/20-5/31/20	HeatherWe	0/JE IC			B2:2020-12:401K ER Match WC	
50115-2149-201-00	5/31/2020	#####	0.00	USD	JRNLWA0041	P	REVERSE B2 5/1/20-5/13/20	JacobMas	0/JE IC			B2:2020-10:401K ER Match WC	
52115-2149-320-00	5/31/2020	(320.95)	0.00	USD	JRNLWA0041	P	REVERSE B2 5/1/20-5/13/20	JacobMas	0/JE IC			B2:2020-10:401K ER Match WC	
70116-2149-000-00	5/31/2020	(128.56)	0.00	USD	JRNLWA0041	P	REVERSE B2 5/1/20-5/13/20	JacobMas	0/JE IC			B2:2020-10:401K ER Match WC	
70116-2149-201-00	5/31/2020	(153.74)	0.00	USD	JRNLWA0041	P	REVERSE B2 5/1/20-5/13/20	JacobMas	0/JE IC			B2:2020-10:401K ER Match WC	
50115-2149-201-00	5/31/2020	1,450.19	0.00	USD	JRNLWA0041	P	Correct B2 5/1/20-5/12/20	JacobMas	0/JE IC			B2:2020-10:401K ER Match WC	
52115-2149-320-00	5/31/2020	320.95	0.00	USD	JRNLWA0041	P	Correct B2 5/1/20-5/12/20	JacobMas	0/JE IC			B2:2020-10:401K ER Match WC	
70116-2149-000-00	5/31/2020	128.56	0.00	USD	JRNLWA0041	P	Correct B2 5/1/20-5/12/20	JacobMas	0/JE IC			B2:2020-10:401K ER Match WC	
70116-2149-201-00	5/31/2020	153.74	0.00	USD	JRNLWA0041	P	Correct B2 5/1/20-5/12/20	JacobMas	0/JE IC			B2:2020-10:401K ER Match WC	
50115-2149-201-00	5/31/2020	#####	0.00	USD	JRNLWA0041	P	REVERSE B2 5/14/20-5/31/20	JacobMas	0/JE IC			B2:2020-11:401K ER Match WC	
50115-2149-201-00	5/31/2020	#####	0.00	USD	JRNLWA0041	P	REVERSE B2 5/14/20-5/31/20	JacobMas	0/JE IC			B2:2020-12:401K ER Match WC	
52115-2149-320-00	5/31/2020	(287.60)	0.00	USD	JRNLWA0041	P	REVERSE B2 5/14/20-5/31/20	JacobMas	0/JE IC			B2:2020-11:401K ER Match WC	
52115-2149-320-00	5/31/2020	(274.54)	0.00	USD	JRNLWA0041	P	REVERSE B2 5/14/20-5/31/20	JacobMas	0/JE IC			B2:2020-12:401K ER Match WC	
70116-2149-000-00	5/31/2020	(128.56)	0.00	USD	JRNLWA0041	P	REVERSE B2 5/14/20-5/31/20	JacobMas	0/JE IC			B2:2020-11:401K ER Match WC	
70116-2149-000-00	5/31/2020	(126.06)	0.00	USD	JRNLWA0041	P	REVERSE B2 5/14/20-5/31/20	JacobMas	0/JE IC			B2:2020-12:401K ER Match WC	
70116-2149-201-00	5/31/2020	(156.90)	0.00	USD	JRNLWA0041	P	REVERSE B2 5/14/20-5/31/20	JacobMas	0/JE IC			B2:2020-11:401K ER Match WC	
70116-2149-201-00	5/31/2020	(127.81)	0.00	USD	JRNLWA0041	P	REVERSE B2 5/14/20-5/31/20	JacobMas	0/JE IC			B2:2020-12:401K ER Match WC	
50115-2149-201-00	5/31/2020	1,434.78	0.00	USD	JRNLWA0041	P	Correct B2 5/13/20-6/2/20	JacobMas	0/JE IC			B2:2020-11:401K ER Match WC	
50115-2149-201-00	5/31/2020	1,473.24	0.00	USD	JRNLWA0041	P	Correct B2 5/13/20-6/2/20	JacobMas	0/JE IC			B2:2020-12:401K ER Match WC	
52115-2149-320-00	5/31/2020	287.60	0.00	USD	JRNLWA0041	P	Correct B2 5/13/20-6/2/20	JacobMas	0/JE IC			B2:2020-11:401K ER Match WC	
52115-2149-320-00	5/31/2020	274.54	0.00	USD	JRNLWA0041	P	Correct B2 5/13/20-6/2/20	JacobMas	0/JE IC			B2:2020-12:401K ER Match WC	
70116-2149-000-00	5/31/2020	128.56	0.00	USD	JRNLWA0041	P	Correct B2 5/13/20-6/2/20	JacobMas	0/JE IC			B2:2020-11:401K ER Match WC	
70116-2149-000-00	5/31/2020	126.06	0.00	USD	JRNLWA0041	P	Correct B2 5/13/20-6/2/20	JacobMas	0/JE IC			B2:2020-12:401K ER Match WC	
70116-2149-201-00	5/31/2020	156.90	0.00	USD	JRNLWA0041	P	Correct B2 5/13/20-6/2/20	JacobMas	0/JE IC			B2:2020-11:401K ER Match WC	
70116-2149-201-00	5/31/2020	127.81	0.00	USD	JRNLWA0041	P	Correct B2 5/13/20-6/2/20	JacobMas	0/JE IC			B2:2020-12:401K ER Match WC	
70116-2149-000-99	5/31/2020	26.63	0.00	USD	JRNLWA0041	P	Western Region - Charge Direct	LaurenTi	0/JE IC			Region Payroll alloc	
70116-2149-000-99	5/31/2020	146.62	0.00	USD	JRNLWA0041	P	Western Region - Charge Indire	LaurenTi	0/JE IC			Region PR Alloc	

End of List

Sum of Amount USD	Column Labels			
Row Labels	50115	52115	70116	Grand Total
2019				
Qtr4				
Dec	3123.84	871.46	610.74	4606.04
2020				
Qtr1				
Jan	2564.66	684.44	605.43	3854.53
Feb	2834.24	564.8	639.61	4038.65
Mar	2955.69	649.96	721.27	4326.92
Qtr2				
Apr	3123.19	673.29	724.63	4521.11
May	3180.38	683.92	879.43	4743.73
Grand Total	17782	4127.87	4181.11	26090.98

Pasted Values				
Row Labels	50115	52115	70116	Grand Total
2019				
Qtr4				
Dec	3,123.84	871.46	610.74	4,606.04
2020				
Qtr1				
Jan	2,564.66	684.44	605.43	3,854.53
Feb	2,834.24	564.80	639.61	4,038.65
Mar	2,955.69	649.96	721.27	4,326.92
Qtr2				
Apr	3,123.19	673.29	724.63	4,521.11
May	3,180.38	683.92	879.43	4,743.73
Grand Total	17,782.00	4,127.87	4,181.11	26,090.98



**Journal Entry Query Tool**  
v.4.6

NOTE: Ctrl+Shift+J to pull data

**Date Range:**  
From: 2019-12  
To: 2020-11

**Other Criteria**  
Districts: 2149  
Accts: 43001  
System:  
Subsystem:

**Total of Entries:** 172,889.91 0.00 \*pstcd: P = Posted, U = Unposted, S = Staged, C:0 = I/C Unposted, -1 = Hanging out there.  
**Num of Entries Shown:** 96 96 \*records limit: 10000

Full Account	Date	Amount USD	Amount CAD	Nat Currency	Journal Control Num	Pstcd*	Journal Description	User	R/Type	Vendor Code	One Time \ Further Description
43001-2149-000-99	12/31/2019	(114.44)	0.00	USD	JRNLWA00401692	P	WRO B&O Tax Accrual	LaurenTi	0/JE IC		WRO B&O Tax Accrual 11/19
43001-2149-000-99	12/31/2019	299.60	0.00	USD	JRNLWA00402904	P	WRO B&O Tax Reclass	JacobMas	0/JE IC		WRO B&O Tax Reclass
43001-2149-000-99	12/31/2019	125.54	0.00	USD	JRNLWA00403274	P	WRO B&O Tax Accrual	JacobMas	0/JE IC		WRO B&O Tax Accrual 12/19
43001-2149-000-00	12/31/2019	184.18	0.00	USD	JRNLWA00403364	P	2019-12 Exp7 - 2149 Taxes	LesleyG	0/JE STD		Sales Tax Accrual
43001-2149-000-00	12/31/2019	11,391.70	0.00	USD	JRNLWA00403364	P	2019-12 Exp7 - 2149 Taxes	LesleyG	0/JE STD		State B & O Tax
43001-2149-000-00	12/31/2019	170.35	0.00	USD	JRNLWA00403364	P	2019-12 Exp7 - 2149 Taxes	LesleyG	0/JE STD		Annl City of Shelton B&O Tax Accr
43001-2149-000-00	12/31/2019	289.86	0.00	USD	JRNLWA00403364	P	2019-12 Exp7 - 2149 Taxes	LesleyG	0/JE STD		Shelton Utility Tax True Up
43001-2149-000-00	12/31/2019	64.04	0.00	USD	JRNLWA00403364	P	2019-12 Exp7 - 2149 Taxes	LesleyG	0/JE STD		Refuse Tax
43001-2149-000-99	1/31/2020	(125.54)	0.00	USD	JRNLWA00403298	P	WRO B&O Tax Accrual	JoshuaV	0/JE IC		WRO B&O Tax Accrual 12/19
43001-2149-000-99	1/31/2020	123.21	0.00	USD	JRNLWA00404540	P	WRO B&O Tax Reclass	HeatherWe	0/JE IC		WRO B&O Tax Reclass
43001-2149-000-99	1/31/2020	115.76	0.00	USD	JRNLWA00404635	P	WRO B&O Tax Accrual	HeatherH	0/JE IC		WRO B&O Tax Accrual 1/20
43001-2149-000-00	1/31/2020	(68.85)	0.00	USD	JRNLWA00404666	P	2020-01 Exp7 - 2149 Taxes	LesleyG	0/JE STD		Sales Tax Accrual
43001-2149-000-00	1/31/2020	11,752.97	0.00	USD	JRNLWA00404666	P	2020-01 Exp7 - 2149 Taxes	LesleyG	0/JE STD		State B & O Tax
43001-2149-000-00	1/31/2020	172.61	0.00	USD	JRNLWA00404666	P	2020-01 Exp7 - 2149 Taxes	LesleyG	0/JE STD		Annl City of Shelton B&O Tax Accr
43001-2149-000-00	1/31/2020	295.75	0.00	USD	JRNLWA00404666	P	2020-01 Exp7 - 2149 Taxes	LesleyG	0/JE STD		Shelton Utility Tax True Up
43001-2149-000-00	1/31/2020	327.76	0.00	USD	JRNLWA00404666	P	2020-01 Exp7 - 2149 Taxes	LesleyG	0/JE STD		Refuse Tax
43001-2149-000-99	2/29/2020	(115.76)	0.00	USD	JRNLWA00404651	P	WRO B&O Tax Accrual	JoshuaV	0/JE IC		WRO B&O Tax Accrual 1/20
43001-2149-000-99	2/29/2020	115.72	0.00	USD	JRNLWA00405743	P	WRO B&O Tax Reclass	LaurenTi	0/JE IC		WRO B&O Tax Reclass
43001-2149-000-00	2/29/2020	55.92	0.00	USD	JRNLWA00406154	P	2020-02 Exp7 - 2149 Taxes	LesleyG	0/JE STD		Sales Tax Accrual
43001-2149-000-00	2/29/2020	11,607.30	0.00	USD	JRNLWA00406154	P	2020-02 Exp7 - 2149 Taxes	LesleyG	0/JE STD		State B & O Tax
43001-2149-000-00	2/29/2020	172.31	0.00	USD	JRNLWA00406154	P	2020-02 Exp7 - 2149 Taxes	LesleyG	0/JE STD		Annl City of Shelton B&O Tax Accr
43001-2149-000-00	2/29/2020	20.28	0.00	USD	JRNLWA00406154	P	2020-02 Exp7 - 2149 Taxes	LesleyG	0/JE STD		Shelton Utility Tax True Up
43001-2149-000-00	2/29/2020	235.10	0.00	USD	JRNLWA00406154	P	2020-02 Exp7 - 2149 Taxes	LesleyG	0/JE STD		Refuse Tax
43001-2149-000-99	2/29/2020	148.64	0.00	USD	JRNLWA00406167	P	WRO B&O Tax Accrual	HeatherH	0/JE IC		WRO B&O Tax Accrual 2/20
43001-2149-000-99	3/31/2020	(148.64)	0.00	USD	JRNLWA00406183	P	WRO B&O Tax Accrual	HeatherH	0/JE IC		WRO B&O Tax Accrual 2/20
43001-2149-000-99	3/31/2020	148.60	0.00	USD	JRNLWA00406719	P	WRO B&O Tax Reclass	HeatherWe	0/JE IC		WRO B&O Tax Reclass
43001-2149-000-00	3/31/2020	(21.97)	0.00	USD	JRNLWA00407599	P	2020-03 Exp7 - 2149 Taxes	LesleyG	0/JE STD		Sales Tax Accrual
43001-2149-000-00	3/31/2020	11,839.83	0.00	USD	JRNLWA00407599	P	2020-03 Exp7 - 2149 Taxes	LesleyG	0/JE STD		State B & O Tax
43001-2149-000-00	3/31/2020	176.48	0.00	USD	JRNLWA00407599	P	2020-03 Exp7 - 2149 Taxes	LesleyG	0/JE STD		Annl City of Shelton B&O Tax Accr
43001-2149-000-00	3/31/2020	88.35	0.00	USD	JRNLWA00407599	P	2020-03 Exp7 - 2149 Taxes	LesleyG	0/JE STD		Shelton Utility Tax True Up
43001-2149-000-00	3/31/2020	156.55	0.00	USD	JRNLWA00407599	P	2020-03 Exp7 - 2149 Taxes	LesleyG	0/JE STD		Refuse Tax
43001-2149-000-99	3/31/2020	112.73	0.00	USD	JRNLWA00407793	P	WRO B&O Tax Accrual	LaurenTi	0/JE IC		WRO B&O Tax Accrual 3/20
43001-2149-000-99	4/30/2020	(112.73)	0.00	USD	JRNLWA00407810	P	WRO B&O Tax Accrual	LaurenTi	0/JE IC		WRO B&O Tax Accrual 3/20
43001-2149-000-99	4/30/2020	148.69	0.00	USD	JRNLWA00408812	P	WRO B&O Tax Reclass	HelenaK	0/JE IC		WRO B&O Tax Reclass
43001-2149-000-00	4/30/2020	206.14	0.00	USD	JRNLWA00409015	P	2020-04 Exp7 - 2149 Taxes	LauraKa	0/JE STD		Sales Tax Accrual
43001-2149-000-00	4/30/2020	13,455.47	0.00	USD	JRNLWA00409015	P	2020-04 Exp7 - 2149 Taxes	LauraKa	0/JE STD		State B & O Tax
43001-2149-000-00	4/30/2020	168.63	0.00	USD	JRNLWA00409015	P	2020-04 Exp7 - 2149 Taxes	LauraKa	0/JE STD		Annl City of Shelton B&O Tax Accr
43001-2149-000-00	4/30/2020	84.49	0.00	USD	JRNLWA00409015	P	2020-04 Exp7 - 2149 Taxes	LauraKa	0/JE STD		Shelton Utility Tax True Up
43001-2149-000-00	4/30/2020	74.24	0.00	USD	JRNLWA00409015	P	2020-04 Exp7 - 2149 Taxes	LauraKa	0/JE STD		Refuse Tax
43001-2149-000-99	4/30/2020	117.20	0.00	USD	JRNLWA00409108	P	WRO B&O Tax Accrual	LaurenTi	0/JE IC		WRO B&O Tax Accrual 4/20
43001-2149-000-99	5/31/2020	(117.20)	0.00	USD	JRNLWA00409185	P	WRO B&O Tax Accrual	JacobMas	0/JE IC		WRO B&O Tax Accrual 4/20
43001-2149-000-99	5/31/2020	100.43	0.00	USD	JRNLWA00410113	P	WRO B&O Tax Reclass	HelenaK	0/JE IC		WRO B&O Tax Reclass
43001-2149-000-00	5/31/2020	256.67	0.00	USD	JRNLWA00410396	P	2020-05 Exp7 - 2149 Taxes	LesleyG	0/JE STD		Sales Tax Accrual
43001-2149-000-00	5/31/2020	14,159.27	0.00	USD	JRNLWA00410396	P	2020-05 Exp7 - 2149 Taxes	LesleyG	0/JE STD		State B & O Tax
43001-2149-000-00	5/31/2020	159.28	0.00	USD	JRNLWA00410396	P	2020-05 Exp7 - 2149 Taxes	LesleyG	0/JE STD		Annl City of Shelton B&O Tax Accr
43001-2149-000-00	5/31/2020	66.81	0.00	USD	JRNLWA00410396	P	2020-05 Exp7 - 2149 Taxes	LesleyG	0/JE STD		Shelton Utility Tax True Up
43001-2149-000-00	5/31/2020	269.92	0.00	USD	JRNLWA00410396	P	2020-05 Exp7 - 2149 Taxes	LesleyG	0/JE STD		Refuse Tax
43001-2149-000-99	5/31/2020	122.28	0.00	USD	JRNLWA00410682	P	WRO B&O Tax Accrual	LaurenTi	0/JE IC		WRO B&O Tax Accrual 5/20
43001-2149-000-99	6/30/2020	(122.28)	0.00	USD	JRNLWA00410686	P	WRO B&O Tax Accrual	LaurenTi	0/JE IC		WRO B&O Tax Accrual 5/20
43001-2149-000-99	6/30/2020	117.17	0.00	USD	JRNLWA00411868	P	WRO B&O Tax Reclass	HelenaK	0/JE IC		WRO B&O Tax Reclass
43001-2149-000-00	6/30/2020	39.67	0.00	USD	JRNLWA00411905	P	2020-06 Exp7 - 2149 Taxes	LauraKa	0/JE STD		Sales Tax Accrual
43001-2149-000-00	6/30/2020	14,184.43	0.00	USD	JRNLWA00411905	P	2020-06 Exp7 - 2149 Taxes	LauraKa	0/JE STD		State B & O Tax
43001-2149-000-00	6/30/2020	164.34	0.00	USD	JRNLWA00411905	P	2020-06 Exp7 - 2149 Taxes	LauraKa	0/JE STD		Annl City of Shelton B&O Tax Accr
43001-2149-000-00	6/30/2020	206.46	0.00	USD	JRNLWA00411905	P	2020-06 Exp7 - 2149 Taxes	LauraKa	0/JE STD		Shelton Utility Tax True Up
43001-2149-000-00	6/30/2020	315.52	0.00	USD	JRNLWA00411905	P	2020-06 Exp7 - 2149 Taxes	LauraKa	0/JE STD		Refuse Tax
43001-2149-000-99	6/30/2020	108.98	0.00	USD	JRNLWA00412210	P	WRO B&O Tax Accrual	LaurenTi	0/JE IC		WRO B&O Tax Accrual 6/20
43001-2149-000-99	7/31/2020	(108.98)	0.00	USD	JRNLWA00412234	P	WRO B&O Tax Accrual	HeatherH	0/JE IC		WRO B&O Tax Accrual 6/20
43001-2149-000-99	7/31/2020	108.95	0.00	USD	JRNLWA00413308	P	WRO B&O Tax Reclass	HelenaK	0/JE IC		WRO B&O Tax Reclass
43001-2149-000-00	7/31/2020	(44.75)	0.00	USD	JRNLWA00413476	P	2020-07 Exp7 - 2149 Taxes	LauraKa	0/JE STD		Sales Tax Accrual
43001-2149-000-00	7/31/2020	15,019.55	0.00	USD	JRNLWA00413476	P	2020-07 Exp7 - 2149 Taxes	LauraKa	0/JE STD		State B & O Tax
43001-2149-000-00	7/31/2020	160.35	0.00	USD	JRNLWA00413476	P	2020-07 Exp7 - 2149 Taxes	LauraKa	0/JE STD		Annl City of Shelton B&O Tax Accr
43001-2149-000-00	7/31/2020	100.44	0.00	USD	JRNLWA00413476	P	2020-07 Exp7 - 2149 Taxes	LauraKa	0/JE STD		Shelton Utility Tax True Up
43001-2149-000-00	7/31/2020	424.63	0.00	USD	JRNLWA00413476	P	2020-07 Exp7 - 2149 Taxes	LauraKa	0/JE STD		Refuse Tax
43001-2149-000-99	7/31/2020	118.50	0.00	USD	JRNLWA00413741	P	WRO B&O Tax Accrual	LaurenTi	0/JE IC		WRO B&O Tax Accrual 7/20
43001-2149-000-99	8/31/2020	(118.50)	0.00	USD	JRNLWA00413759	P	WRO B&O Tax Accrual	LaurenTi	0/JE IC		WRO B&O Tax Accrual 7/20
43001-2149-000-99	8/31/2020	122.87	0.00	USD	JRNLWA00414745	P	WRO B&O Tax Reclass	LaurenTi	0/JE IC		WRO B&O Tax Reclass
43001-2149-000-99	8/31/2020	105.56	0.00	USD	JRNLWA00415156	P	WRO B&O Tax Accrual	LaurenTi	0/JE IC		WRO B&O Tax Accrual 8/20

**Journal Entry Query Tool**  
v.4.6

NOTE: Ctrl+Shift+J to pull data

Date Range:  
From: 2019-12  
To: 2020-11

Other Criteria  
Districts: 2149  
Accts: 43001  
System:  
Subsystem:

Total of Entries: 172,889.91 0.00 \*pstcd: P = Posted, U = Unposted, S = Staged, C:0 = I/C Unposted, -1 = Hanging out there.  
Num of Entries Shown: 96 96 \*records limit: 10000

Full Account	Date	Amount USD	Amount CAD	Nat Currency	Journal Control Num	Pstcd*	Journal Description	User	R/Type	Vendor Code	One Time \ Further Description
43001-2149-000-99	12/31/2019	(114.44)	0.00	USD	JRNLWA00401692	P	WRO B&O Tax Accrual	LaurenTi	0/JE IC		WRO B&O Tax Accrual 11/19
43001-2149-000-00	8/31/2020	(13.19)	0.00	USD	JRNLWA00415185	P	2020-08 Exp7 - 2149 Taxes	LesleyG	0/JE STD		Sales Tax Accrual
43001-2149-000-00	8/31/2020	14,921.84	0.00	USD	JRNLWA00415185	P	2020-08 Exp7 - 2149 Taxes	LesleyG	0/JE STD		State B & O Tax
43001-2149-000-00	8/31/2020	163.35	0.00	USD	JRNLWA00415185	P	2020-08 Exp7 - 2149 Taxes	LesleyG	0/JE STD		Annl City of Shelton B&O Tax Accr
43001-2149-000-00	8/31/2020	143.91	0.00	USD	JRNLWA00415185	P	2020-08 Exp7 - 2149 Taxes	LesleyG	0/JE STD		Shelton Utility Tax True Up
43001-2149-000-00	8/31/2020	522.46	0.00	USD	JRNLWA00415185	P	2020-08 Exp7 - 2149 Taxes	LesleyG	0/JE STD		Refuse Tax
43001-2149-000-99	9/30/2020	(105.56)	0.00	USD	JRNLWA00415170	P	WRO B&O Tax Accrual	LaurenTi	0/JE IC		WRO B&O Tax Accrual 8/20
43001-2149-000-00	9/30/2020	18.40	0.00	USD	JRNLWA00416441	P	2020-09 Exp7 - 2149 Taxes	LauraKa	0/JE STD		Sales Tax Accrual
43001-2149-000-00	9/30/2020	14,993.85	0.00	USD	JRNLWA00416441	P	2020-09 Exp7 - 2149 Taxes	LauraKa	0/JE STD		State B & O Tax
43001-2149-000-00	9/30/2020	163.80	0.00	USD	JRNLWA00416441	P	2020-09 Exp7 - 2149 Taxes	LauraKa	0/JE STD		Annl City of Shelton B&O Tax Accr
43001-2149-000-00	9/30/2020	703.46	0.00	USD	JRNLWA00416441	P	2020-09 Exp7 - 2149 Taxes	LauraKa	0/JE STD		Shelton Utility Tax True Up
43001-2149-000-00	9/30/2020	292.85	0.00	USD	JRNLWA00416441	P	2020-09 Exp7 - 2149 Taxes	LauraKa	0/JE STD		Refuse Tax
43001-2149-000-99	9/30/2020	105.53	0.00	USD	JRNLWA00416601	P	WRO B&O Tax Reclass	HeatherH	0/JE IC		WRO B&O Tax Reclass
43001-2149-000-99	9/30/2020	119.97	0.00	USD	JRNLWA00416901	P	WRO B&O Tax Accrual	LaurenTi	0/JE IC		WRO B&O Tax Accrual 9/20
43001-2149-000-99	10/31/2020	(119.97)	0.00	USD	JRNLWA00416902	P	WRO B&O Tax Accrual	LaurenTi	0/JE IC		WRO B&O Tax Accrual 9/20
43001-2149-000-99	10/31/2020	321.15	0.00	USD	JRNLWA00418065	P	WRO B&O Tax Reclass	HelenaK	0/JE IC		WRO B&O Tax Reclass
43001-2149-000-00	10/31/2020	(84.50)	0.00	USD	JRNLWA00418103	P	2020-10 Exp7 - 2149 Taxes	LauraKa	0/JE STD		Sales Tax Accrual
43001-2149-000-00	10/31/2020	15,228.35	0.00	USD	JRNLWA00418103	P	2020-10 Exp7 - 2149 Taxes	LauraKa	0/JE STD		State B & O Tax
43001-2149-000-00	10/31/2020	168.33	0.00	USD	JRNLWA00418103	P	2020-10 Exp7 - 2149 Taxes	LauraKa	0/JE STD		Annl City of Shelton B&O Tax Accr
43001-2149-000-00	10/31/2020	(443.69)	0.00	USD	JRNLWA00418103	P	2020-10 Exp7 - 2149 Taxes	LauraKa	0/JE STD		Shelton Utility Tax True Up
43001-2149-000-00	10/31/2020	572.08	0.00	USD	JRNLWA00418103	P	2020-10 Exp7 - 2149 Taxes	LauraKa	0/JE STD		Refuse Tax
43001-2149-000-99	10/31/2020	116.49	0.00	USD	JRNLWA00418361	P	WRO B&O Tax Accrual	LaurenTi	0/JE IC		WRO B&O Tax Accrual 10/20
43001-2149-000-99	11/30/2020	(116.49)	0.00	USD	JRNLWA00418395	P	WRO B&O Tax Accrual	HeatherH	0/JE IC		WRO B&O Tax Accrual 10/20
43001-2149-000-99	11/30/2020	116.46	0.00	USD	JRNLWA00419399	P	WRO B&O Tax Reclass	HelenaK	0/JE IC		WRO B&O Tax Reclass
43001-2149-000-00	11/30/2020	421.65	0.00	USD	JRNLWA00419771	P	2020-11 Exp7 - 2149 Taxes	LauraKa	0/JE STD		Sales Tax Accrual
43001-2149-000-00	11/30/2020	14,326.30	0.00	USD	JRNLWA00419771	P	2020-11 Exp7 - 2149 Taxes	LauraKa	0/JE STD		State B & O Tax
43001-2149-000-00	11/30/2020	160.60	0.00	USD	JRNLWA00419771	P	2020-11 Exp7 - 2149 Taxes	LauraKa	0/JE STD		Annl City of Shelton B&O Tax Accr
43001-2149-000-00	11/30/2020	76.54	0.00	USD	JRNLWA00419771	P	2020-11 Exp7 - 2149 Taxes	LauraKa	0/JE STD		Shelton Utility Tax True Up
43001-2149-000-00	11/30/2020	267.46	0.00	USD	JRNLWA00419771	P	2020-11 Exp7 - 2149 Taxes	LauraKa	0/JE STD		Refuse Tax
43001-2149-000-99	11/30/2020	190.04	0.00	USD	JRNLWA00419897	P	WRO B&O Tax Accrual	HeatherH	0/JE IC		WRO B&O Tax Accrual 11/20

End of List

Row Labels	Sum of Amount USD	Sum of Amount USD
Annl City of Shelton B&O Tax Accr	2000.43	2000.43 x
Refuse Tax	3522.61	3522.61 R
Sales Tax Accrual	949.37	949.37 S
Shelton Utility Tax True Up	1632.66	1632.66 x
State B & O Tax	162880.86	162880.86 B
WRO B&O Tax Accrual 1/20	0	0
WRO B&O Tax Accrual 10/20	0	0
WRO B&O Tax Accrual 11/19	-114.44	-114.44 B
WRO B&O Tax Accrual 11/20	190.04	190.04 B
WRO B&O Tax Accrual 12/19	0	0
WRO B&O Tax Accrual 2/20	0	0
WRO B&O Tax Accrual 3/20	0	0
WRO B&O Tax Accrual 4/20	0	0
WRO B&O Tax Accrual 5/20	0	0
WRO B&O Tax Accrual 6/20	0	0
WRO B&O Tax Accrual 7/20	0	0
WRO B&O Tax Accrual 8/20	0	0
WRO B&O Tax Accrual 9/20	0	0
WRO B&O Tax Reclass	1828.38	1828.38 B
<b>Grand Total</b>	<b>172889.91</b>	<b>172889.91</b>

Related to Non-Reg	3633.09
B&O	164784.84
Sales	949.37
Refuse	3522.61

Journal Entry Query Tool  
v.4.6

NOTE: Ctrl+Shift+J to pull data

**Date Range:**  
From: 2019-12  
To: 2020-11

**Other Criteria**  
Districts: 2149  
Accts: 70255  
System:  
Subsystem:

Total of Entries: 11,265.38 0.00 \*pstd: P = Posted, U = Unposted, S = Staged, C:0 = I/C Unposted, -1 = Hanging out there.  
Num of Entries Shown: 66 \*records limit: 10000

Full Account	Date	Amount USD	Amount CAD	Nat Currency	Journal Control Num	Pstd*	Journal Description	User	R/Type	Vendor Code	One Time Vendor	Further Description
70255-2149-000-00	12/4/2019	10.44	0.00	USD	JRNLWA00401046	P	From Voucher Posting.	JudyA	0/JE IC	VUS000027743		RICHARD P FREDRICKSON
70255-2149-000-00	12/12/2019	3,000.00	0.00	USD	JRNLWA00401851	P	From Voucher Posting.	asnell	0/JE IC	VUS000027743		RICHARD P FREDRICKSON
70255-2149-000-00	12/31/2019	(356.92)	0.00	USD	JRNLWA00401565	P	2019-11 PO Log Accrual	LauraKa	0/REVERSE			PO 01200: SHOPPER: PCard: OCT CITY DUP,
70255-2149-000-00	12/31/2019	(353.80)	0.00	USD	JRNLWA00401565	P	2019-11 PO Log Accrual	LauraKa	0/REVERSE			PO 01312: SHOPPER: PCard: CITY DUPLICATE
70255-2149-000-00	12/31/2019	(3,000.00)	0.00	USD	JRNLWA00401565	P	2019-11 PO Log Accrual	LauraKa	0/REVERSE			Consulting Agreement
70255-2149-000-00	12/31/2019	(10.44)	0.00	USD	JRNLWA00401565	P	2019-11 PO Log Accrual	LauraKa	0/REVERSE			Nov mileage
70255-2149-000-00	12/31/2019	356.92	0.00	USD	JRNLWA00402238	P	Western Pcard Activity - Decem	JacobMas	0/JE IC			THE SHOPPERS WEEKLY-RACHEAL GALLOWAY
70255-2149-000-00	12/31/2019	353.80	0.00	USD	JRNLWA00402238	P	Western Pcard Activity - Decem	JacobMas	0/JE IC			THE SHOPPERS WEEKLY-RACHEAL GALLOWAY
70255-2149-000-00	12/31/2019	372.06	0.00	USD	JRNLWA00403378	P	2019-12 PO Log Accrual	LesleyG	1/JE STD			PO 01436: SHOPPER: PCard: city DUPLICATE
70255-2149-000-00	12/31/2019	3,000.00	0.00	USD	JRNLWA00403378	P	2019-12 PO Log Accrual	LesleyG	1/JE STD			Consulting Agreement
70255-2149-000-00	1/16/2020	3,000.00	0.00	USD	JRNLWA00403469	P	From Voucher Posting.	asnell	0/JE IC	VUS000027743		RICHARD P FREDRICKSON
70255-2149-000-00	1/16/2020	6.96	0.00	USD	JRNLWA00403470	P	From Voucher Posting.	asnell	0/JE IC	VUS000027743		RICHARD P FREDRICKSON
70255-2149-000-00	1/31/2020	(372.06)	0.00	USD	JRNLWA00403411	P	2019-12 PO Log Accrual	LesleyG	0/REVERSE			PO 01436: SHOPPER: PCard: city DUPLICATE
70255-2149-000-00	1/31/2020	(3,000.00)	0.00	USD	JRNLWA00403411	P	2019-12 PO Log Accrual	LesleyG	0/REVERSE			Consulting Agreement
70255-2149-000-00	1/31/2020	624.00	0.00	USD	JRNLWA00403863	P	Pcard Activity - January	HeatherWe	0/JE IC			ROBERTSHARP-RACHEAL GALLOWAY
70255-2149-000-00	1/31/2020	372.06	0.00	USD	JRNLWA00404663	P	2020-01 - PCard Accrual	LesleyG	1/JE STD			THE SHOPPERS WEEKLY-RACHEAL GALLOWAY
70255-2149-000-00	1/31/2020	392.17	0.00	USD	JRNLWA00404665	P	2020-01 PO Log Accrual	LesleyG	1/JE STD			PO 00104: SHOPPER: PCard: CITY DUPLICATE
70255-2149-000-00	2/13/2020	3.48	0.00	USD	JRNLWA00404897	P	From Voucher Posting.	JudyA	0/JE IC	VUS000027743		RICHARD P FREDRICKSON
70255-2149-000-00	2/29/2020	(372.06)	0.00	USD	JRNLWA00404794	P	2020-01 - PCard Accrual	LesleyG	0/REVERSE			THE SHOPPERS WEEKLY-RACHEAL GALLOWAY
70255-2149-000-00	2/29/2020	(392.17)	0.00	USD	JRNLWA00404795	P	2020-01 PO Log Accrual	LesleyG	0/REVERSE			PO 00104: SHOPPER: PCard: CITY DUPLICATE
70255-2149-000-00	2/29/2020	372.06	0.00	USD	JRNLWA00405282	P	Pcard Activity - February	HeatherWe	0/JE IC			THE SHOPPERS WEEKLY-RACHEAL GALLOWAY
70255-2149-000-00	2/29/2020	362.37	0.00	USD	JRNLWA00406152	P	2020-02 PO Log Accrual	LesleyG	1/JE STD			PO 00268: SHOPPER: PCard: JAN DUPLICATES
70255-2149-000-00	2/29/2020	3,000.00	0.00	USD	JRNLWA00406152	P	2020-02 PO Log Accrual	LesleyG	1/JE STD			Rik Consulting Agreement - Final Pmt
70255-2149-000-00	2/29/2020	392.17	0.00	USD	JRNLWA00406153	P	2020-02 - PCard Accrual	LesleyG	1/JE STD			THE SHOPPERS WEEKLY-RACHEAL GALLOWAY
70255-2149-000-00	3/5/2020	3,000.00	0.00	USD	JRNLWA00405681	P	From Voucher Posting.	asnell	0/JE IC	VUS000027743		RICHARD P FREDRICKSON
70255-2149-000-00	3/31/2020	(362.37)	0.00	USD	JRNLWA00406214	P	2020-02 PO Log Accrual	LesleyG	0/REVERSE			PO 00268: SHOPPER: PCard: JAN DUPLICATES
70255-2149-000-00	3/31/2020	(3,000.00)	0.00	USD	JRNLWA00406214	P	2020-02 PO Log Accrual	LesleyG	0/REVERSE			Rik Consulting Agreement - Final Pmt
70255-2149-000-00	3/31/2020	(392.17)	0.00	USD	JRNLWA00406215	P	2020-02 - PCard Accrual	LesleyG	0/REVERSE			THE SHOPPERS WEEKLY-RACHEAL GALLOWAY
70255-2149-000-00	3/31/2020	28.08	0.00	USD	JRNLWA00406477	P	ROBERT SHARP - 20718	LaurenTi	0/JE IC			ROBERT SHARP - 20718
70255-2149-000-00	3/31/2020	392.17	0.00	USD	JRNLWA00406648	P	Pcard Activity - March	HeatherWe	0/JE IC			THE SHOPPERS WEEKLY-RACHEAL GALLOWAY
70255-2149-000-00	3/31/2020	362.37	0.00	USD	JRNLWA00407593	P	2020-03 PO Log Accrual	LesleyG	1/JE STD			PO 00268: SHOPPER: PCard: JAN DUPLICATES
70255-2149-000-00	3/31/2020	380.33	0.00	USD	JRNLWA00407593	P	2020-03 PO Log Accrual	LesleyG	1/JE STD			PO 00345: SHOPPER: PCard: DUPLICATES AND
70255-2149-000-19	3/31/2020	79.00	0.00	USD	JRNLWA00407593	P	2020-03 PO Log Accrual	LesleyG	1/JE STD			PO 00417: ROBERT SHARP: PCard: WEB ALERT
70255-2149-000-00	4/30/2020	(362.37)	0.00	USD	JRNLWA00407724	P	2020-03 PO Log Accrual	LesleyG	0/REVERSE			PO 00268: SHOPPER: PCard: JAN DUPLICATES
70255-2149-000-00	4/30/2020	(380.33)	0.00	USD	JRNLWA00407724	P	2020-03 PO Log Accrual	LesleyG	0/REVERSE			PO 00345: SHOPPER: PCard: DUPLICATES AND
70255-2149-000-19	4/30/2020	(79.00)	0.00	USD	JRNLWA00407724	P	2020-03 PO Log Accrual	LesleyG	0/REVERSE			PO 00417: ROBERT SHARP: PCard: WEB ALERT
70255-2149-000-00	4/30/2020	362.37	0.00	USD	JRNLWA00408249	P	Pcard Activity - April	HelenaK	0/JE IC			THE SHOPPERS WEEKLY-RACHEAL GALLOWAY
70255-2149-000-19	4/30/2020	79.00	0.00	USD	JRNLWA00409002	P	2020-04 - PCard Accrual	LauraKa	1/JE STD			ROBERTSHARP-RACHEAL GALLOWAY
70255-2149-000-00	4/30/2020	380.33	0.00	USD	JRNLWA00409003	P	2020-04 PO Log Accrual	LauraKa	1/JE STD			PO 00345: SHOPPER: PCard: DUPLICATES AND
70255-2149-000-19	5/31/2020	(79.00)	0.00	USD	JRNLWA00409026	P	2020-04 - PCard Accrual	LauraKa	0/REVERSE			ROBERTSHARP-RACHEAL GALLOWAY
70255-2149-000-00	5/31/2020	(380.33)	0.00	USD	JRNLWA00409027	P	2020-04 PO Log Accrual	LauraKa	0/REVERSE			PO 00345: SHOPPER: PCard: DUPLICATES AND
70255-2149-000-19	5/31/2020	79.00	0.00	USD	JRNLWA00409638	P	Pcard Activity - May	HeatherWe	0/JE IC			ROBERTSHARP-RACHEAL GALLOWAY
70255-2149-000-00	5/31/2020	380.33	0.00	USD	JRNLWA00410395	P	2020-05 PO Log Accrual	LesleyG	1/JE STD			PO 00345: SHOPPER: PCard: DUPLICATES AND
70255-2149-000-00	5/31/2020	402.59	0.00	USD	JRNLWA00410395	P	2020-05 PO Log Accrual	LesleyG	1/JE STD			PO 00557: SHOPPER: PCard: APRIL DUPLICAT
70255-2149-000-00	6/23/2020	402.59	0.00	USD	JRNLWA00410882	P	From Voucher Posting.	JeffS	0/JE IC	VUS000033953		TJN PUBLISHING INC
70255-2149-000-00	6/23/2020	380.33	0.00	USD	JRNLWA00410882	P	From Voucher Posting.	JeffS	0/JE IC	VUS000033953		TJN PUBLISHING INC

Journal Entry Query Tool  
v.4.6

NOTE: Ctrl+Shift+J to pull data

Date Range:	
From:	2019-12
To:	2020-11

Other Criteria	
Districts:	2149
Accts:	70255
System:	
Subsystem:	

Total of Entries:	11,265.38	0.00	*pstd: P = Posted, U = Unposted, S = Staged, C:0 = I/C Unposted, -1 = Hanging out there.
Num of Entries Shown:	66		*records limit: 10000

Full Account	Date	Amount USD	Amount CAD	Nat Currency	Journal Control Num	Pstd*	Journal Description	User	R/Type	Vendor Code	One Time Vendor	Further Description
70255-2149-000-00	12/4/2019	10.44	0.00	USD	JRNLWA00401046	P	From Voucher Posting.	JudyA	0/JE IC	VUS000027743		RICHARD P FREDRICKSON
70255-2149-000-00	6/23/2020	379.60	0.00	USD	JRNLWA00410882	P	From Voucher Posting.	JeffS	0/JE IC	VUS000033953		TJN PUBLISHING INC
70255-2149-000-00	6/30/2020	(380.33)	0.00	USD	JRNLWA00410595	P	2020-05 PO Log Accrual	LesleyG	0/REVERSE			PO 00345: SHOPPER: PCard: DUPLICATES AND
70255-2149-000-00	6/30/2020	(402.59)	0.00	USD	JRNLWA00410595	P	2020-05 PO Log Accrual	LesleyG	0/REVERSE			PO 00557: SHOPPER: PCard: APRIL DUPLICAT
70255-2149-000-00	6/30/2020	348.72	0.00	USD	JRNLWA00412147	P	2020-06 PO Log Accrual	LauraKa	1/JE STD			JUNE DUPLICATES AND NOTICE 1 CITY
70255-2149-000-00	7/7/2020	348.72	0.00	USD	JRNLWA00411605	P	From Voucher Posting.	JudyA	0/JE IC	VUS000033953		TJN PUBLISHING INC
70255-2149-000-00	7/31/2020	(348.72)	0.00	USD	JRNLWA00412167	P	2020-06 PO Log Accrual	LauraKa	0/REVERSE			JUNE DUPLICATES AND NOTICE 1 CITY
70255-2149-000-00	7/31/2020	376.02	0.00	USD	JRNLWA00413470	P	2020-07 PO Log Accrual	LauraKa	1/JE STD			CITY DUPLICATES AND NOTICE 1
70255-2149-000-00	8/1/2020	376.02	0.00	USD	JRNLWA00413803	P	From Voucher Posting.	asnell	0/JE IC	VUS000033953		TJN PUBLISHING INC
70255-2149-000-00	8/31/2020	(376.02)	0.00	USD	JRNLWA00413608	P	2020-07 PO Log Accrual	LauraKa	0/REVERSE			CITY DUPLICATES AND NOTICE 1
70255-2149-000-00	8/31/2020	374.93	0.00	USD	JRNLWA00415187	P	2020-08 PO Log Accrual	LesleyG	1/JE STD			AUG CITY DUP AND NOTICE 1
70255-2149-000-00	9/10/2020	374.93	0.00	USD	JRNLWA00415301	P	From Voucher Posting.	JudyA	0/JE IC	VUS000033953		TJN PUBLISHING INC
70255-2149-000-00	9/30/2020	(374.93)	0.00	USD	JRNLWA00415237	P	2020-08 PO Log Accrual	LesleyG	0/REVERSE			AUG CITY DUP AND NOTICE 1
70255-2149-000-00	9/30/2020	10.98	0.00	USD	JRNLWA00415659	P	Pcard Activity - Sep	LaurenTi	0/JE IC			MAILCHIMP MONTHLY-LYNSIE BRESSLER
70255-2149-000-00	9/30/2020	347.29	0.00	USD	JRNLWA00416687	P	2020-09 PO Log Accrual	LauraKa	1/JE STD			SEPT CUIITY DUPLICATES AND NOTICE 1
70255-2149-000-00	10/6/2020	347.29	0.00	USD	JRNLWA00416205	P	From Voucher Posting.	MariaJ	0/JE IC	VUS000033953		TJN PUBLISHING INC
70255-2149-000-00	10/31/2020	(347.29)	0.00	USD	JRNLWA00416743	P	2020-09 PO Log Accrual	LauraKa	0/REVERSE			SEPT CUIITY DUPLICATES AND NOTICE 1
70255-2149-000-00	10/31/2020	384.63	0.00	USD	JRNLWA00418097	P	2020-10 PO Log Accrual	LauraKa	1/JE STD			Oct city dup and notice 1
70255-2149-000-00	11/10/2020	384.63	0.00	USD	JRNLWA00418427	P	From Voucher Posting.	JeffS	0/JE IC	VUS000033953		TJN PUBLISHING INC
70255-2149-000-00	11/24/2020	392.17	0.00	USD	JRNLWA00418596	P	From Voucher Posting.	JudyA	0/JE IC	VUS000033953		TJN PUBLISHING INC
70255-2149-000-00	11/30/2020	(384.63)	0.00	USD	JRNLWA00418265	P	2020-10 PO Log Accrual	LauraKa	0/REVERSE			Oct city dup and notice 1

End of List

Should any of these items be considered non-regulated?

Row Labels	Sum of Amount USD	Pasted Values
RICHARD P FREDRICKSON	9,020.88	9,020.88 a
PO 01200: SHOPPER: PCard: OCT CITY DUP,	(356.92)	(356.92) x
PO 01312: SHOPPER: PCard: CITY DUPLICATE	(353.80)	(353.80) x
Consulting Agreement	(3,000.00)	(3,000.00) a
Nov mileage	(10.44)	(10.44)
THE SHOPPERS WEEKLY-RACHEAL GALLO	1,837.32	1,837.32 x
PO 01436: SHOPPER: PCard: city DUPLICATE	-	-
ROBERTSHARP-RACHEAL GALLOWAY	703.00	703.00
PO 00104: SHOPPER: PCard: CITY DUPLICATE	-	- x
PO 00268: SHOPPER: PCard: JAN DUPLICATE	-	- x
Rik Consulting Agreement - Final Pmt	-	- a
ROBERT SHARP - 20718	28.08	28.08
PO 00345: SHOPPER: PCard: DUPLICATES ANI	-	- x
PO 00417: ROBERT SHARP: PCard: WEB ALER	-	-
PO 00557: SHOPPER: PCard: APRIL DUPLICAT	-	- x
TJN PUBLISHING INC	3,386.28	3,386.28 x
JUNE DUPLICATES AND NOTICE 1 CITY	-	-
CITY DUPLICATES AND NOTICE 1	-	-
AUG CITY DUP AND NOTICE 1	-	-
MAILCHIMP MONTHLY-LYNSIE BRESSLER	10.98	10.98
SEPT CUIITY DUPLICATES AND NOTICE 1	-	-
Oct city dup and notice 1	-	-
<b>Grand Total</b>	<b>11,265.38</b>	<b>11,265.38</b>

a Rik Frederickson 6,020.88 Site manager who consulted with the district for a period after retirement. Consulting contract over, remove.

City of Shelton - Non Reg 4,512.88 TJN and Shoppers Weekly provide duplicate bills and notices for City of Shelton Unreg only

Unallowable 10,533.76

Journal Entry Query Tool  
v.4.6

NOTE: Ctrl+Shift+J to pull data

Date Range:	
From:	2019-12
To:	2020-11

Other Criteria	
Districts:	2149
Accts:	70195
System:	
Subsystem:	

Total of Entries:	5,644.08	0.00	*pstd: P = Posted, U = Unposted, S = Staged, C:0 = I/C Unposted, -1 = Hanging out there.
Num of Entries Shown:	72	72	*records limit: 10000

Full Account	Date	Amount USD	Amount CAD	Nat Currency	Journal Control Num	Pstd*	Journal Description	User	R/Type	Vendor Code	One Time Further Description
70195-2149-000-00	12/20/2019	220.97	0.00	USD	JRNLWA00401951	P	From Voucher Posting.	asnell	0/JE IC	VUS000014985	WASHINGTON REFUSE & RECYCLING ASSO
70195-2149-000-00	12/24/2019	275.00	0.00	USD	JRNLWA00401988	P	From Voucher Posting.	MariaJ	0/JE IC	VUS000015989	ECONOMIC DEVELOPMENT COUNCIL OF MA
70195-2149-000-00	12/31/2019	(275.00)	0.00	USD	JRNLWA00401565	P	2019-11 PO Log Accrual	LauraKa	0/REVERSE		MEMEBERSHIP DUES
70195-2149-000-00	12/31/2019	165.00	0.00	USD	JRNLWA00402238	P	Western Pcard Activity - Decer	JacobMas	0/JE IC		IN INSITE LGA CORP.-RACHEAL GALLOWAY
70195-2149-000-00	12/31/2019	7.99	0.00	USD	JRNLWA00402238	P	Western Pcard Activity - Decer	JacobMas	0/JE IC		KITSAP SUN-LYNSIE BRESSLER
70195-2149-000-00	1/21/2020	214.52	0.00	USD	JRNLWA00403538	P	From Voucher Posting.	JudyA	0/JE IC	VUS000014985	WASHINGTON REFUSE & RECYCLING ASSO
70195-2149-000-00	1/31/2020	7.99	0.00	USD	JRNLWA00403863	P	Pcard Activity - January	HeatherWe	0/JE IC		KITSAP SUN-LYNSIE BRESSLER
70195-2149-000-00	1/31/2020	165.00	0.00	USD	JRNLWA00404665	P	2020-01 PO Log Accrual	LesleyG	1/JE STD		PO 00149: INSITE: PCard: LOCALGOV MONIT
70195-2149-000-00	2/6/2020	214.52	0.00	USD	JRNLWA00404258	P	From Voucher Posting.	MariaJ	0/JE IC	VUS000014985	WASHINGTON REFUSE & RECYCLING ASSO
70195-2149-000-00	2/29/2020	(165.00)	0.00	USD	JRNLWA00404795	P	2020-01 PO Log Accrual	LesleyG	0/REVERSE		PO 00149: INSITE: PCard: LOCALGOV MONIT
70195-2149-000-00	2/29/2020	165.00	0.00	USD	JRNLWA00405282	P	Pcard Activity - February	HeatherWe	0/JE IC		IN INSITE LGA CORP.-RACHEAL GALLOWAY
70195-2149-000-00	2/29/2020	7.99	0.00	USD	JRNLWA00405282	P	Pcard Activity - February	HeatherWe	0/JE IC		KITSAP SUN-LYNSIE BRESSLER
70195-2149-000-00	2/29/2020	105.00	0.00	USD	JRNLWA00406152	P	2020-02 PO Log Accrual	LesleyG	1/JE STD		PO 00229: NORTH MASON CHAMBER: PCard:
70195-2149-000-00	2/29/2020	165.00	0.00	USD	JRNLWA00406152	P	2020-02 PO Log Accrual	LesleyG	1/JE STD		PO 00271: INSITE: PCard: LOCAL GOV MONIT
70195-2149-000-00	3/5/2020	214.52	0.00	USD	JRNLWA00405768	P	From Voucher Posting.	JudyA	0/JE IC	VUS000014985	WASHINGTON REFUSE & RECYCLING ASSO
70195-2149-000-00	3/31/2020	(105.00)	0.00	USD	JRNLWA00406214	P	2020-02 PO Log Accrual	LesleyG	0/REVERSE		PO 00229: NORTH MASON CHAMBER: PCard:
70195-2149-000-00	3/31/2020	(165.00)	0.00	USD	JRNLWA00406214	P	2020-02 PO Log Accrual	LesleyG	0/REVERSE		PO 00271: INSITE: PCard: LOCAL GOV MONIT
70195-2149-000-00	3/31/2020	165.00	0.00	USD	JRNLWA00406648	P	Pcard Activity - March	HeatherWe	0/JE IC		IN INSITE LGA CORP.-RACHEAL GALLOWAY
70195-2149-000-00	3/31/2020	7.99	0.00	USD	JRNLWA00406648	P	Pcard Activity - March	HeatherWe	0/JE IC		KITSAP SUN-LYNSIE BRESSLER
70195-2149-000-00	3/31/2020	105.00	0.00	USD	JRNLWA00407593	P	2020-03 PO Log Accrual	LesleyG	1/JE STD		PO 00229: NORTH MASON CHAMBER: PCard:
70195-2149-000-00	4/3/2020	214.52	0.00	USD	JRNLWA00406817	P	From Voucher Posting.	JudyA	0/JE IC	VUS000014985	WASHINGTON REFUSE & RECYCLING ASSO
70195-2149-000-00	4/30/2020	(105.00)	0.00	USD	JRNLWA00407724	P	2020-03 PO Log Accrual	LesleyG	0/REVERSE		PO 00229: NORTH MASON CHAMBER: PCard:
70195-2149-000-00	4/30/2020	165.00	0.00	USD	JRNLWA00408249	P	Pcard Activity - April	HelenaK	0/JE IC		IN INSITE LGA CORP.-RACHEAL GALLOWAY
70195-2149-000-00	4/30/2020	7.99	0.00	USD	JRNLWA00408249	P	Pcard Activity - April	HelenaK	0/JE IC		KITSAP SUN-LYNSIE BRESSLER
70195-2149-000-00	4/30/2020	(200.00)	0.00	USD	JRNLWA00408932	P	2020-04 TacH PO Log Accr	LaurenTi	0/JE IC		PO 02192: ASSOCIATION OF WASHINGTON E
70195-2149-000-00	4/30/2020	200.00	0.00	USD	JRNLWA00408932	P	2020-04 TacH PO Log Accr	LaurenTi	0/JE IC		199684 - AWB Association of WA Business
70195-2149-000-00	4/30/2020	105.00	0.00	USD	JRNLWA00409003	P	2020-04 PO Log Accrual	LauraKa	1/JE STD		PO 00229: NORTH MASON CHAMBER: PCard:
70195-2149-000-00	5/5/2020	214.52	0.00	USD	JRNLWA00408309	P	From Voucher Posting.	JudyA	0/JE IC	VUS000014985	WASHINGTON REFUSE & RECYCLING ASSO
70195-2149-000-00	5/8/2020	200.00	0.00	USD	JRNLWA00409282	P	From Voucher Posting.	MariaJ	0/JE IC	VUS000014809	ASSOCIATION OF WASHINGTON BUSINESS
70195-2149-000-00	5/31/2020	200.00	0.00	USD	JRNLWA00408972	P	2020-04 TacH PO Log Accr	LaurenTi	0/JE IC		PO 02192: ASSOCIATION OF WASHINGTON E
70195-2149-000-00	5/31/2020	(200.00)	0.00	USD	JRNLWA00408972	P	2020-04 TacH PO Log Accr	LaurenTi	0/JE IC		199684 - AWB Association of WA Business
70195-2149-000-00	5/31/2020	(105.00)	0.00	USD	JRNLWA00409027	P	2020-04 PO Log Accrual	LauraKa	0/REVERSE		PO 00229: NORTH MASON CHAMBER: PCard:
70195-2149-000-00	5/31/2020	9.99	0.00	USD	JRNLWA00409638	P	Pcard Activity - May	HeatherWe	0/JE IC		KITSAP SUN-LYNSIE BRESSLER
70195-2149-000-00	5/31/2020	105.00	0.00	USD	JRNLWA00410395	P	2020-05 PO Log Accrual	LesleyG	1/JE STD		PO 00229: NORTH MASON CHAMBER: PCard:
70195-2149-000-00	6/10/2020	214.52	0.00	USD	JRNLWA00410727	P	From Voucher Posting.	asnell	0/JE IC	VUS000014985	WASHINGTON REFUSE & RECYCLING ASSO
70195-2149-000-00	6/30/2020	(105.00)	0.00	USD	JRNLWA00410595	P	2020-05 PO Log Accrual	LesleyG	0/REVERSE		PO 00229: NORTH MASON CHAMBER: PCard:
70195-2149-000-00	6/30/2020	148.00	0.00	USD	JRNLWA00411091	P	Pcard Activity - June	HelenaK	0/JE IC		USPS PO 5477420388-CHAD WHITE
70195-2149-000-00	6/30/2020	62.00	0.00	USD	JRNLWA00411091	P	Pcard Activity - June	HelenaK	0/JE IC		SHELTON-MASON COUNTY JOUR-RACHEAL
70195-2149-000-00	6/30/2020	9.99	0.00	USD	JRNLWA00411091	P	Pcard Activity - June	HelenaK	0/JE IC		KITSAP SUN-LYNSIE BRESSLER
70195-2149-000-00	6/30/2020	105.00	0.00	USD	JRNLWA00412147	P	2020-06 PO Log Accrual	LauraKa	1/JE STD		PO 00229: NORTH MASON CHAMBER: PCard:
70195-2149-000-00	6/30/2020	425.00	0.00	USD	JRNLWA00412147	P	2020-06 PO Log Accrual	LauraKa	1/JE STD		PO 00691: MASON COUNTY CHAMBER: PCard:
70195-2149-000-00	7/21/2020	208.03	0.00	USD	JRNLWA00412403	P	From Voucher Posting.	asnell	0/JE IC	VUS000014985	WASHINGTON REFUSE & RECYCLING ASSO
70195-2149-000-00	7/31/2020	(105.00)	0.00	USD	JRNLWA00412167	P	2020-06 PO Log Accrual	LauraKa	0/REVERSE		PO 00229: NORTH MASON CHAMBER: PCard:
70195-2149-000-00	7/31/2020	(425.00)	0.00	USD	JRNLWA00412167	P	2020-06 PO Log Accrual	LauraKa	0/REVERSE		PO 00691: MASON COUNTY CHAMBER: PCard:
70195-2149-000-00	7/31/2020	165.00	0.00	USD	JRNLWA00412755	P	Pcard Activity - July	HeatherH	0/JE IC		IN INSITE LGA CORP.-RACHEAL GALLOWAY
70195-2149-000-00	7/31/2020	9.99	0.00	USD	JRNLWA00412755	P	Pcard Activity - July	HeatherH	0/JE IC		KITSAP SUN-LYNSIE BRESSLER
70195-2149-000-00	7/31/2020	105.00	0.00	USD	JRNLWA00413469	P	2020-07 - PCard Accrual	LauraKa	1/JE STD		NORTH MASON CHAMBER OF CO-RACHEAL
70195-2149-000-00	7/31/2020	425.00	0.00	USD	JRNLWA00413469	P	2020-07 - PCard Accrual	LauraKa	1/JE STD		SHELTON MASON COUNTY CHAM-RACHEAL
70195-2149-000-00	7/31/2020	165.00	0.00	USD	JRNLWA00413469	P	2020-07 - PCard Accrual	LauraKa	1/JE STD		IN INSITE LGA CORP.-RACHEAL GALLOWAY
70195-2149-000-00	8/13/2020	214.52	0.00	USD	JRNLWA00413823	P	From Voucher Posting.	JudyA	0/JE IC	VUS000014985	WASHINGTON REFUSE & RECYCLING ASSO
70195-2149-000-00	8/31/2020	(105.00)	0.00	USD	JRNLWA00413607	P	2020-07 - PCard Accrual	LauraKa	0/REVERSE		NORTH MASON CHAMBER OF CO-RACHEAL
70195-2149-000-00	8/31/2020	(425.00)	0.00	USD	JRNLWA00413607	P	2020-07 - PCard Accrual	LauraKa	0/REVERSE		SHELTON MASON COUNTY CHAM-RACHEAL
70195-2149-000-00	8/31/2020	(165.00)	0.00	USD	JRNLWA00413607	P	2020-07 - PCard Accrual	LauraKa	0/REVERSE		IN INSITE LGA CORP.-RACHEAL GALLOWAY
70195-2149-000-00	8/31/2020	105.00	0.00	USD	JRNLWA00414193	P	Pcard Activity - Aug	HelenaK	0/JE IC		NORTH MASON CHAMBER OF CO-RACHEAL
70195-2149-000-00	8/31/2020	425.00	0.00	USD	JRNLWA00414193	P	Pcard Activity - Aug	HelenaK	0/JE IC		SHELTON MASON COUNTY CHAM-RACHEAL
70195-2149-000-00	8/31/2020	165.00	0.00	USD	JRNLWA00414193	P	Pcard Activity - Aug	HelenaK	0/JE IC		IN INSITE LGA CORP.-RACHEAL GALLOWAY
70195-2149-000-00	8/31/2020	9.99	0.00	USD	JRNLWA00414193	P	Pcard Activity - Aug	HelenaK	0/JE IC		KITSAP SUN-LYNSIE BRESSLER
70195-2149-000-00	8/31/2020	60.00	0.00	USD	JRNLWA00415187	P	2020-08 PO Log Accrual	LesleyG	1/JE STD		PO 00872: COSTCO: PCard: MEMBERSHIP RE

Journal Entry Query Tool

v.4.6

NOTE: Ctrl+Shift+J to pull data

Date Range:

From: 2019-12  
To: 2020-11

Other Criteria

Districts: 2149  
Accts: 70195  
System:  
Subsystem:

Total of Entries: 5,644.08 0.00 \*pst: P = Posted, U = Unposted, S = Staged, C:0 = I/C Unposted, -1 = Hanging out there.  
Num of Entries Shown: 72 72 \*records limit: 10000

Full Account	Date	Amount USD	Amount CAD	Nat Currency	Journal Control Num	Psted*	Journal Description	User	R/Type	Vendor Code	One Time Further Description
70195-2149-000-00	12/20/2019	220.97	0.00	USD	JRNLWA00401951	P	From Voucher Posting.	asnell	0/JE IC	VUS000014985	WASHINGTON REFUSE & RECYCLING ASSO
70195-2149-000-00	9/18/2020	214.52	0.00	USD	JRNLWA00415420	P	From Voucher Posting.	JeffS	0/JE IC	VUS000014985	WASHINGTON REFUSE & RECYCLING ASSO
70195-2149-000-00	9/30/2020	(60.00)	0.00	USD	JRNLWA00415237	P	2020-08 PO Log Accrual	LesleyG	0/REVERSE		PO 00872: COSTCO: PCard: MEMBERSHIP RE
70195-2149-000-00	9/30/2020	60.00	0.00	USD	JRNLWA00415659	P	Pcard Activity - Sep	LaurenTi	0/JE IC		COSTCO BUS CENTER 767-RACHEAL GALLC
70195-2149-000-00	9/30/2020	165.00	0.00	USD	JRNLWA00415659	P	Pcard Activity - Sep	LaurenTi	0/JE IC		IN INSITE LGA CORP.-RACHEAL GALLOWAY
70195-2149-000-00	9/30/2020	9.99	0.00	USD	JRNLWA00415659	P	Pcard Activity - Sep	LaurenTi	0/JE IC		KITSAP SUN-LYNSIE BRESSLER
70195-2149-000-00	10/21/2020	214.52	0.00	USD	JRNLWA00417063	P	From Voucher Posting.	JudyA	0/JE IC	VUS000014985	WASHINGTON REFUSE & RECYCLING ASSO
70195-2149-000-00	10/31/2020	475.00	0.00	USD	JRNLWA00417286	P	Pcard Activity - Oct	HelenaK	0/JE IC		IN WASHINGTON STATE RECY-RACHEAL G,
70195-2149-000-00	10/31/2020	165.00	0.00	USD	JRNLWA00417286	P	Pcard Activity - Oct	HelenaK	0/JE IC		IN INSITE LGA CORP.-RACHEAL GALLOWAY
70195-2149-000-00	10/31/2020	9.99	0.00	USD	JRNLWA00417286	P	Pcard Activity - Oct	HelenaK	0/JE IC		KITSAP SUN-LYNSIE BRESSLER
70195-2149-000-00	10/31/2020	165.00	0.00	USD	JRNLWA00418096	P	2020-10 - PCard Accrual	LauraKa	1/JE STD		IN INSITE LGA CORP.-RACHEAL GALLOWAY
70195-2149-000-00	11/24/2020	214.52	0.00	USD	JRNLWA00418596	P	From Voucher Posting.	JudyA	0/JE IC	VUS000014985	WASHINGTON REFUSE & RECYCLING ASSO
70195-2149-000-00	11/30/2020	(165.00)	0.00	USD	JRNLWA00418264	P	2020-10 - PCard Accrual	LauraKa	0/REVERSE		IN INSITE LGA CORP.-RACHEAL GALLOWAY
70195-2149-000-00	11/30/2020	165.00	0.00	USD	JRNLWA00418762	P	Pcard Activity - Nov	HelenaK	0/JE IC		IN INSITE LGA CORP.-RACHEAL GALLOWAY
70195-2149-000-00	11/30/2020	9.99	0.00	USD	JRNLWA00418762	P	Pcard Activity - Nov	HelenaK	0/JE IC		KITSAP SUN-LYNSIE BRESSLER

End of List

Are any of these items specifically related to the non-regulated bill areas?

Row Labels	Sum of Amount US Pasted Values	
WASHINGTON REFUSE & RECYCLING ASSOC	2,574.20	2,574.20 (1)
ECONOMIC DEVELOPMENT COUNCIL OF MASON CO	275.00	275.00
MEMEBERSHIP DUES	(275.00)	(275.00)
IN INSITE LGA CORP.-RACHEAL GALLOWAY	1,485.00	1,485.00
KITSAP SUN-LYNSIE BRESSLER	109.88	109.88
PO 00149: INSITE: PCard: LOCALGOV MONITO	-	-
PO 00229: NORTH MASON CHAMBER: PCard: AN	-	-
PO 00271: INSITE: PCard: LOCAL GOV MONIT	-	-
PO 02192: ASSOCIATION OF WASHINGTON BUSI	-	-
199684 - AWB Association of WA Business	-	-
ASSOCIATION OF WASHINGTON BUSINESS	200.00	200.00
USPS PO 5477420388-CHAD WHITE	148.00	148.00
SHELTON-MASON COUNTY JOUR-RACHEAL GALLOW	62.00	62.00
PO 00691: MASON COUNTY CHAMBER: PCard: N	-	-
NORTH MASON CHAMBER OF CO-RACHEAL GALLOW	105.00	105.00 X
SHELTON MASON COUNTY CHAM-RACHEAL GALLOW	425.00	425.00 X
PO 00872: COSTCO: PCard: MEMBERSHIP RENE	-	-
COSTCO BUS CENTER 767-RACHEAL GALLOWAY	60.00	60.00
IN WASHINGTON STATE RECY-RACHEAL GALLOW	475.00	475.00 X
<b>Grand Total</b>	<b>5,644.08</b>	<b>5,644.08</b>
(1) WRRRA		2,574.20
Unallowable due to Lobbying (per WRRRA)		411.87
Unallowable		1,416.87

Insite LGA is for waste alert local gov't monitoring service and can be applied to all materials/bill areas.

**Journal Entry Query Tool**  
v.4.6

**NOTE: Ctrl+Shift+J to pull data**

**Date Range:**  
**From:** 2019-12  
**To:** 2020-11

**Other Criteria**

**Districts:** 2149  
**Accts:** 91010,10070  
**System:**  
**Subsystem:**

**Vendor Code:**  
**Amount From:**  
**Amount To:**  
**Posting:** All

**Total of Entries:** (6,158.44) 0.00 \*pstd: P = Posted, U = Unposted, S = Staged, C:0 = I/C Unposted, -1 = Hanging out there.  
**Num of Entries Shown:** 4 4 \*records limit: 10000

Full Account	Date	Amount USD	Amount CAD	Nat Currency	Journal Control Num	Pstd*	Journal Description	User	R/Type	Vendor Code	One Time Vendor	Further Description	Date Doc	Doc Desc
10070-2149-000-00	8/31/2020	(79.22)	0.00	USD	JRNLWA00414032	P	Proceeds Reclass for Housby Fu	HeatherH	0/JE IC			FAS #183686		Non-Reg - City of Shelton Truck
91010-2149-000-00	8/31/2020	(79.22)	0.00	USD	JRNLWA00414850	P	August Proceeds	HelenaK	0/JE IC			FAS Proceeds		
10070-2149-000-00	11/30/2020	(3,000.00)	0.00	USD	JRNLWA00419004	P	2020-11 Rev3 - 2149 Misc Cash	LauraKa	0/JE STD			TRUCK SCRAP FA#183683		Non-Reg - City of Shelton Truck
91010-2149-000-00	11/30/2020	(3,000.00)	0.00	USD	JRNLWA00419465	P	November Proceeds	HelenaK	0/JE IC			FAS Proceeds		

End of List

\$ 246,952.81

\$ 87,715.80

\$ 246,953 \$ 18,892 \$ 5,805 \$ 444

\$ 87,716 \$ 6,710 \$ 2,062 \$ 158

\$ 6,249 Allocate INTO Rate Filing

\$ 2,220 Allocate INTO Rate Filing



Waste Connections, Inc.  
Income Statement  
2020-11

Districts/Grouping: 2000 xclude IC:  
System:

TEXT IN RED BOX CONFIDENTIAL PER WAC 480-07-160


Dec 2019- Sept 2020 1.53%  
Oct - Nov 2020 1.51%

	Dec-19	Jan-20	Feb-20	Mar-20	Apr-20	May-20	Jun-20	Jul-20	Aug-20	Sep-20	Oct-20	Nov-20	Total	Mason Allocation	Adjust Out Unallowable	Adjusted Region OH Allocation
70035 Safety Bonuses	(A)															
70036 Other Bonus/Commission - Non-Safety																
70037 Termination Pay																
70086 Safety and Training																
70090 WCN Training																
70095 Empl & Commun Activ																
70105 Employee Relocation																
70110 Contributions																
70112 Political Contributions																
70147 Bldg & Property Maint																
70165 Communications																
70167 Cellular Telephone																
70170 Qualifying Operating Lease Expense																
70175 Non-Qualifying Operating Lease Expense																
70185 Postage																
70190 Registration Fees																
70195 Dues and Subscriptions																
70200 Travel																
70201 Entertainment																
70202 Excursions Meetings																
70203 Lodging																
70205 Travel - Auto																
70206 Meals																
70207 Meals with Customers																
70210 Office Supplies and Equip																
70215 Bank Charges																
70231 Recruitment Advertising & Expenses																
70232 Recruitment Travel Expenses																
70235 Legal																
70255 Other Prof Fees																
70275 Property Taxes																
70300 Data Processing																
70302 Computer Supplies																
70303 Software License Fees																
70320 Credit and Collection																
70336 Coffee Bar																
G&A																

(A) The majority of this amount is relate

Waste Connections, Inc.  
Corporate P&L Detail

YTD 12  
2020  
Actual      Adjustments      Adjusted Total




YTD 12

2020

Actual

Adjustments

Adjusted Total



1.89%

WASTE CONNECTIONS, INC.  
CONSOLIDATED BALANCE SHEETS  
(IN THOUSANDS OF U.S. DOLLARS, EXCEPT SHARE AND PER SHARE AMOUNTS)

	December 31,	
	2019	2018
<b>ASSETS</b>		
Current assets:		
Cash and equivalents	\$ 326,738	\$ 319,305
Accounts receivable, net of allowance for doubtful accounts of \$16,432 and \$16,760 at December 31, 2019 and 2018, respectively	662,808	609,545
Prepaid expenses and other current assets	141,052	164,053
Total current assets	1,130,598	1,092,903
Restricted cash	96,483	84,661
Restricted investments	51,179	47,486
Property and equipment, net	5,516,347	5,168,996
Operating lease right-of-use assets	183,220	—
Goodwill	5,510,851	5,031,685
Intangible assets, net	1,163,063	1,128,628
Other assets, net	85,954	72,970
Total assets	<u>\$ 13,737,695</u>	<u>\$ 12,627,329</u>
<b>LIABILITIES AND EQUITY</b>		
Current liabilities:		
Accounts payable	\$ 436,970	\$ 359,967
Book overdraft	15,954	18,518
Accrued liabilities	281,308	315,670
Current portion of operating lease liabilities	29,929	—
Current portion of contingent consideration	26,159	11,612
Deferred revenue	216,443	179,282
Current portion of long-term debt and notes payable	465	1,786
Total current liabilities	1,007,228	886,835
Long-term portion of debt and notes payable	4,353,782	4,153,465
Long-term portion of operating lease liabilities	160,033	—
Long-term portion of contingent consideration	42,825	43,003
Deferred income taxes	818,622	760,033
Other long-term liabilities	416,851	323,805
Total liabilities	6,799,341	6,167,141
Commitments and contingencies (Note 12)		
Equity:		
Common shares: 263,699,675 shares issued and 263,618,161 shares outstanding at December 31, 2019; 263,271,302 shares issued and 263,141,413 shares outstanding at December 31, 2018	4,135,343	4,131,307
Additional paid-in capital	154,917	133,577
Accumulated other comprehensive loss	(10,963)	(74,786)
Treasury shares: 81,514 and 129,889 shares at December 31, 2019 and 2018, respectively	—	—
Retained earnings	2,654,207	2,264,510
Total Waste Connections' equity	6,933,504	6,454,608
Noncontrolling interest in subsidiaries	4,850	5,580
Total equity	<u>6,938,354</u>	<u>6,460,188</u>
	<u>\$ 13,737,695</u>	<u>\$ 12,627,329</u>

The accompanying notes are an integral part of these consolidated financial statements.

	Debt to Equity Ratio	Allowable In LG
Debt \$	4,354,247,000	41.02% 40%
Equity \$	6,938,354,000	65.36% 60%
<b>Total Debt &amp; Equity \$</b>	<b>10,615,439,000</b>	

Interest as a % of Debt	
Interest Expense \$	147,368,000
Debt \$	4,354,247,000
<b>Interest as a % of Debt</b>	<b>3.38%</b>

ST Debt	465,000
LT Deb	4,353,782,000
Equity	6,938,354,000

WASTE CONNECTIONS, INC.  
CONSOLIDATED STATEMENTS OF NET INCOME  
(IN THOUSANDS OF U.S. DOLLARS, EXCEPT SHARE AND PER SHARE AMOUNTS)

	Years Ended December 31,		
	2019	2018	2017
Revenues	\$ 5,388,679	\$ 4,922,941	\$ 4,630,488
Operating expenses:			
Cost of operations	3,198,757	2,865,704	2,704,775
Selling, general and administrative	546,278	524,388	509,638
Depreciation	618,396	572,708	530,187
Amortization of intangibles	125,522	107,779	102,297
Impairments and other operating items	61,948	20,118	156,493
Operating income	837,778	832,244	627,098
Interest expense	(147,368)	(132,104)	(125,297)
Interest income	9,777	7,170	5,173
Other income (expense), net	5,704	(170)	1,536
Income before income tax provision	705,891	707,140	508,510
Income tax (provision) benefit	(139,210)	(159,986)	68,910
Net income	566,681	547,154	577,420
Plus (less): Net loss (income) attributable to noncontrolling interests	160	(283)	(603)
Net income attributable to Waste Connections	\$ 566,841	\$ 546,871	\$ 576,817
Earnings per common share attributable to Waste Connections' common shareholders:			
Basic	\$ 2.15	\$ 2.07	\$ 2.19
Diluted	\$ 2.14	\$ 2.07	\$ 2.18
Shares used in the per share calculations:			
Basic	263,792,693	263,650,155	263,682,608
Diluted	264,526,561	264,395,618	264,302,411
Cash dividends per common share	\$ 0.665	\$ 0.580	\$ 0.500

Interest Expense 147,368,000

The accompanying notes are an integral part of these consolidated financial statements.