

Island Disposal, Inc.
Income Statement
2019-12

Districts/Grouping:

2144

Exclude IC:
System:

	1	4	7	9	11	13	15	17
	Jan-19	Feb-19	Mar-19	Apr-19	May-19	Jun-19		
98501 Days - Weekdays	23	20	21	22	23	20		
31000 Hauling Revenue - Roll Off Permanent	27,934	23,172	28,513	31,790	39,060	31,251		
31002 Hauling Revenue - Roll Off Rental	14,079	15,422	15,415	15,742	16,443	18,839		
31004 Hauling Revenue - Roll Off Recycling	974	751	790	649	568	930		
31005 Hauling Revenue - Roll Off Disposal Chg	56,927	46,247	62,301	69,164	75,959	62,944		
31010 Hauling Revenue - Roll Off Extras	4,400	2,478	2,771	4,559	5,762	5,820		
32000 Hauling Revenue - Residential MSW	237,481	234,556	237,728	239,850	241,719	245,536		
32001 Hauling Revenue - Residential MSW Extras	9,989	5,484	11,200	12,029	11,098	11,011		
32100 Hauling Revenue - Residential Recycling	15,582	15,876	16,327	16,015	15,906	15,964		
33000 Hauling Revenue - Commercial FEL	-	-	-	-	-	-		
33010 Hauling Revenue - Commercial REL	87,325	87,087	89,930	95,544	101,189	99,917		
33011 Hauling Revenue - Commercial REL Extras	595	302	838	1,044	1,127	1,180		
33030 Hauling Revenue - Commercial Recycling R	8,871	8,924	9,022	8,963	9,015	9,016		
Hauling Revenue	464,157	440,296	474,836	495,349	517,845	502,407		
35000 Transfer Station - Third Party	11,610	8,451	8,688	9,787	10,097	12,938		
35001 Transfer Station - Third Party Adjustmen	2,146	2,100	2,429	1,695	1,255	1,250		
Transfer and MRF	13,756	10,551	11,116	11,482	11,352	14,189		
35510 Proceeds - OCC	1,605	(4,242)	1,179	-	600	-		
35514 Proceeds - Dirty Aluminum	631	-	-	-	-	-		
35515 Proceeds - Glass	-	-	-	-	-	-		
35517 Proceeds - Other Recyclables	-	432	735	-	-	-		
Recycling Proceeds	2,235	(3,810)	1,914	-	600	-		
Landfill Revenue	-	-	-	-	-	-		
Intermodal	-	-	-	-	-	-		
38000 Other Revenue	828	402	792	718	542	598		
38001 P-Card Rebate Revenue	435	500	229	367	447	251		
Other Revenue	1,263	902	1,021	1,085	989	850		
Revenue	481,411	447,939	488,888	507,916	530,787	517,446		
40101 Disposal Landfill	167,023	133,062	162,397	180,575	195,777	168,314		
40122 Disposal Other	-	-	52	-	-	-		
Disposal	167,023	133,062	162,449	180,575	195,777	168,314		
MRF Processing	-	-	-	-	-	-		
41121 Brokerage Cost	-	-	-	-	-	-		
41129 Brokerage Cost Intercompany	-	-	-	-	1,266	-		
43001 Taxes and Pass Thru Fees	9,206	7,319	8,315	10,533	7,700	8,509		
43002 WUTC Taxes	2,455	(4,301)	2,026	2,127	2,191	2,135		
Brok. and Taxes	11,661	3,018	10,341	12,660	11,156	10,643		
44168 Cost of Materials - Other Recyclables	7,219	10,326	22,006	9,030	6,836	6,435		
44169 Cost of Materials - Intercompany	-	-	-	-	-	-		
Cost of Materials	7,219	10,326	22,006	9,030	6,836	6,435		
Other Expense	-	-	-	-	-	-		
Rev Reductions	185,903	146,406	194,796	202,264	213,769	185,392		
Net Revenue	295,509	301,533	294,092	305,652	317,018	332,054		

Island Disposal, Inc.
Income Statement
2019-12

		1	4	19	21	23	25	27	29	31
		Jul-19	Aug-19	Sep-19	Oct-19	Nov-19	Dec-19	Total		
98501	Days - Weekdays	23	22	21	23	21	22	261		
31000	Hauling Revenue - Roll Off Permanent	35,818	28,899	28,106	24,583	27,700	22,991	349,819		
31002	Hauling Revenue - Roll Off Rental	22,000	12,913	16,036	15,865	14,354	14,750	191,859		
31004	Hauling Revenue - Roll Off Recycling	406	772	406	487	325	406	7,464		
31005	Hauling Revenue - Roll Off Disposal Chg	67,561	55,976	56,772	57,355	68,007	56,977	736,190		
31010	Hauling Revenue - Roll Off Extras	3,832	4,119	2,839	2,805	2,368	1,986	43,739		
32000	Hauling Revenue - Residential MSW	250,100	251,745	252,935	250,452	247,399	245,264	2,934,764		
32001	Hauling Revenue - Residential MSW Extras	14,646	13,632	9,304	10,056	8,633	7,458	124,538		
32100	Hauling Revenue - Residential Recycling	16,035	16,189	16,113	16,155	15,173	14,960	190,295		
33000	Hauling Revenue - Commercial FEL	-	-	127	125	125	107	484		
33010	Hauling Revenue - Commercial REL	105,069	101,049	102,042	93,673	91,310	88,982	1,143,115		
33011	Hauling Revenue - Commercial REL Extras	1,760	1,923	1,376	1,071	933	656	12,805		
33030	Hauling Revenue - Commercial Recycling R	9,039	8,979	8,955	9,059	9,006	9,026	107,873		
	Hauling Revenue	526,264	496,195	495,012	481,686	485,333	463,564	5,842,945		
35000	Transfer Station - Third Party	13,939	14,392	13,788	13,163	13,655	14,382	144,890		
35001	Transfer Station - Third Party Adjustmen	5,393	2,472	1,959	3,164	1,196	3,675	28,732		
	Transfer and MRF	19,332	16,864	15,747	16,326	14,852	18,056	173,622		
35510	Proceeds - OCC	2,021	2,495	2,323	-	-	459	6,441		
35514	Proceeds - Dirty Aluminum	-	-	-	289	94	203	1,216		
35515	Proceeds - Glass	-	-	3,956	2,593	-	539	7,088		
35517	Proceeds - Other Recyclables	-	-	998	-	-	-	2,165		
	Recycling Proceeds	2,021	2,495	7,277	2,882	94	1,201	16,909		
	Landfill Revenue	-	-	-	-	-	-	-		
	Intermodal	-	-	-	-	-	-	-		
38000	Other Revenue	452	605	344	1,033	355	442	7,112		
38001	P-Card Rebate Revenue	355	719	298	258	324	1,556	5,739		
	Other Revenue	807	1,324	643	1,291	679	1,998	12,852		
	Revenue	548,424	516,879	518,678	502,185	500,957	484,819	6,046,327		
40101	Disposal Landfill	198,480	181,932	171,294	171,356	173,009	169,231	2,072,449		
40122	Disposal Other	-	94	-	-	-	-	146		
	Disposal	198,480	182,025	171,294	171,356	173,009	169,231	2,072,595		
	MRF Processing	-	-	-	-	-	-	-		
41121	Brokerage Cost	9,350	8,500	5,950	1,700	-	-	25,500		
41129	Brokerage Cost Intercompany	-	-	-	-	-	-	1,266		
43001	Taxes and Pass Thru Fees	8,675	6,700	8,627	8,260	8,496	8,909	101,246		
43002	WUTC Taxes	2,251	2,151	2,141	2,097	2,118	2,022	19,414		
	Brok. and Taxes	20,276	17,351	16,718	12,057	10,614	10,931	147,425		
44168	Cost of Materials - Other Recyclables	28,493	13,088	10,771	14,539	6,705	20,526	155,973		
44169	Cost of Materials - Intercompany	-	-	-	54	-	-	54		
	Cost of Materials	28,493	13,088	10,771	14,593	6,705	20,526	156,027		
	Other Expense	-	-	-	-	-	-	-		
	Rev Reductions	247,248	212,464	198,782	198,006	190,327	200,689	2,376,047		
	Net Revenue	301,176	304,414	319,896	304,178	310,630	284,130	3,670,280		

Island Disposal, Inc.
Income Statement
2019-12

Districts/Grouping:

2144

Exclude IC:
System:

	1	4	7	9	11	13	15	17
	Jan-19	Feb-19	Mar-19	Apr-19	May-19	Jun-19		
98501 Days - Weekdays	23	20	21	22	23	20		
50020 Wages Regular	67,811	52,981	56,744	56,013	59,268	51,298		
50025 Wages O.T.	5,650	4,719	7,701	6,851	11,070	9,428		
50035 Safety Bonuses	1,174	1,174	1,174	1,174	1,174	132		
50036 Other Bonus/Commission - Non-Safety	-	-	-	-	2,354	-		
50045 Contract Labor	-	-	-	-	1,356	2,502		
50050 Payroll Taxes	6,376	4,955	5,436	5,741	6,403	5,381		
50060 Group Insurance	11,704	14,269	14,262	14,263	14,250	14,310		
50065 Vacation Pay	5,324	6,244	5,112	6,746	7,435	5,028		
50070 Sick Pay	4,873	3,893	5,704	6,061	5,894	3,688		
50086 Safety and Training	2,753	1,484	(4)	1,402	434	2,964		
50090 Uniforms	1,202	954	890	955	1,130	873		
50115 Pension and Profit Sharing	2,676	2,042	2,266	2,622	2,891	2,541		
Labor	109,542	92,714	99,285	101,826	113,658	98,146		
51295 Licenses	3,410	3,083	3,080	2,744	2,983	4,213		
Truck Fixed	3,410	3,083	3,080	2,744	2,983	4,213		
52010 Salaries	7,446	6,695	6,946	7,399	7,619	6,846		
52020 Wages Regular	11,130	8,555	9,236	9,937	10,139	6,668		
52025 Wages O.T.	1,260	404	951	753	508	372		
52035 Safety Bonuses	272	272	272	272	272	(658)		
52036 Other Bonus/Commission - Non-Safety	225	225	225	-	-	-		
52050 Payroll Taxes	1,634	1,325	1,210	1,293	1,340	1,136		
52060 Group Insurance	2,825	3,061	3,066	3,067	3,066	3,081		
52065 Vacation Pay	435	172	413	403	413	944		
52070 Sick Pay	(2,183)	959	266	281	1,377	(61)		
52086 Safety and Training	1,158	670	787	5,048	(660)	569		
52090 Uniforms	1,262	954	890	1,057	1,417	1,322		
52115 Pension and Profit Sharing	651	598	515	532	545	639		
52120 Parts and Materials	17,246	9,871	9,391	5,427	9,409	12,550		
52125 Operating Supplies	1,040	46	1,487	5,564	1,738	2,091		
52140 Tires	2,961	2,255	3,206	823	10,554	3,637		
52142 Fuel Expense	17,731	15,107	18,142	18,716	20,691	17,913		
52144 Urea Additive Expense	(379)	13	299	(63)	(133)	296		
52146 Oil and Grease	1,101	31	1,760	1,218	500	2,188		
52147 Outside Repairs	-	4,644	5,097	333	(475)	1,147		
52165 Communications	490	490	490	490	490	490		
52175 Equip/Vehicle Rental	184	-	-	1,114	-	-		
52182 Towing Expense	2,460	407	-	-	780	-		
52185 Travel	60	-	485	-	843	843		
52200 Office Supply and Equip	91	-	-	-	-	-		
52901 Costs Awaiting Capitalization	-	-	-	-	-	-		
Truck Variable	69,100	56,756	65,135	63,663	70,433	62,013		
55120 Parts and Materials	1,067	1,006	500	615	1,007	354		
55147 Outside Repairs	-	-	-	-	-	-		
Container Exp	1,067	1,006	500	615	1,007	354		
56020 Wages Regular	6,428	5,055	5,116	5,539	5,958	5,067		
56025 Wages O.T.	1,563	1,378	1,823	1,136	1,513	2,390		
56035 Safety Bonuses	-	-	-	-	-	-		
56036 Other Bonus/Commission - Non-Safety	-	-	-	-	214	-		
56050 Payroll Taxes	645	512	553	562	613	594		
56060 Group Insurance	946	1,022	1,021	1,021	1,021	1,026		
56065 Vacation Pay	463	421	465	750	465	450		
56070 Sick Pay	341	161	170	169	181	179		
56115 Pension and Profit Sharing	415	322	347	349	374	373		
56165 Communications	60	60	60	-	-	-		
Superv. Ex	10,860	8,929	9,555	9,527	10,338	10,079		
57125 Operating Supplies	1,547	-	1,547	-	1,558	-		
57135 Equip Maintenance and Repair	-	292	-	-	-	-		
57147 Bldg & Property	92	383	3,139	92	302	1,062		
57150 Utilities	667	711	843	561	512	466		
57165 Communications	18	1,409	747	734	730	968		
57254 Drive Cam & Routing SW Fees	841	841	841	794	911	911		
57275 Property Taxes	959	959	1,890	1,269	1,269	1,269		
57357 Permits	247	116	-	-	199	54		

Island Disposal, Inc.
Income Statement
2019-12

		1	4	19	21	23	25	27	29	31
		Jul-19	Aug-19	Sep-19	Oct-19	Nov-19	Dec-19	Total		
98501	Days - Weekdays	23	22	21	23	21	22	261		
50020	Wages Regular	57,623	51,237	53,507	57,668	54,243	62,355	680,748		
50025	Wages O.T.	10,824	9,478	8,684	7,943	8,934	9,462	100,743		
50035	Safety Bonuses	933	133	933	933	2,683	658	12,275		
50036	Other Bonus/Commission - Non-Safety	-	-	-	-	-	-	2,354		
50045	Contract Labor	5,389	5,974	1,525	2,900	910	9,020	29,576		
50050	Payroll Taxes	6,102	5,924	5,179	5,208	5,351	6,592	68,647		
50060	Group Insurance	11,540	12,754	13,023	13,113	13,250	11,907	158,646		
50065	Vacation Pay	4,794	7,410	7,856	1,775	2,803	3,319	63,845		
50070	Sick Pay	3,603	3,853	2,797	2,934	1,718	(30,004)	15,015		
50086	Safety and Training	70	400	2,250	1,398	464	(37)	13,578		
50090	Uniforms	1,357	940	847	1,217	596	1,079	12,039		
50115	Pension and Profit Sharing	2,828	2,640	2,325	2,245	2,340	2,685	30,100		
	Labor	105,064	100,743	98,925	97,334	93,291	77,037	1,187,566		
51295	Licenses	3,273	3,393	3,217	3,203	3,014	3,362	38,976		
	Truck Fixed	3,273	3,393	3,217	3,203	3,014	3,362	38,976		
52010	Salaries	7,619	7,361	7,103	7,619	4,782	1,688	79,124		
52020	Wages Regular	10,133	9,736	9,515	9,085	9,223	8,558	111,914		
52025	Wages O.T.	679	1,360	818	932	1,596	1,450	11,084		
52035	Safety Bonuses	117	117	117	117	117	117	1,400		
52036	Other Bonus/Commission - Non-Safety	371	-	-	-	-	-	1,046		
52050	Payroll Taxes	1,355	1,346	1,205	1,243	1,063	1,059	15,208		
52060	Group Insurance	2,734	3,043	3,045	3,047	3,067	1,861	34,964		
52065	Vacation Pay	192	472	264	194	(2,672)	3,442	4,674		
52070	Sick Pay	991	286	479	855	2,399	(6,931)	(1,282)		
52086	Safety and Training	588	442	894	1,257	858	-	11,611		
52090	Uniforms	1,296	1,323	1,485	1,485	459	1,750	14,700		
52115	Pension and Profit Sharing	558	545	518	540	532	300	6,475		
52120	Parts and Materials	6,259	8,391	(4,293)	6,376	6,115	5,844	92,587		
52125	Operating Supplies	2,409	859	1,316	350	2,972	2,244	22,117		
52140	Tires	5,337	1,633	5,080	4,777	2,131	2,772	45,164		
52142	Fuel Expense	18,993	23,164	18,668	21,994	19,452	22,000	232,571		
52144	Urea Additive Expense	(64)	209	212	92	(92)	180	569		
52146	Oil and Grease	207	574	614	431	(399)	1,057	9,281		
52147	Outside Repairs	3,933	11,956	(9,169)	4,645	60	8,659	30,831		
52165	Communications	490	490	490	490	-	490	5,392		
52175	Equip/Vehicle Rental	-	-	-	-	-	-	1,297		
52182	Towing Expense	-	(0)	-	-	-	1,360	5,007		
52185	Travel	594	60	-	429	39	-	3,354		
52200	Office Supply and Equip	-	-	-	-	-	191	282		
52901	Costs Awaiting Capitalization	-	-	-	-	-	-	-		
	Truck Variable	64,793	73,367	38,361	65,959	51,699	58,089	739,367		
55120	Parts and Materials	933	3,464	(79)	233	84	(741)	8,444		
55147	Outside Repairs	15,376	1,318	-	-	-	-	16,694		
	Container Exp	16,309	4,782	(79)	233	84	(741)	25,137		
56020	Wages Regular	6,229	5,425	5,474	3,415	5,581	5,951	65,239		
56025	Wages O.T.	1,990	3,289	1,783	368	1,112	1,415	19,759		
56035	Safety Bonuses	-	400	-	-	-	-	400		
56036	Other Bonus/Commission - Non-Safety	-	-	-	-	-	-	214		
56050	Payroll Taxes	643	693	633	432	516	810	7,207		
56060	Group Insurance	904	1,009	1,011	1,015	1,026	938	11,960		
56065	Vacation Pay	465	465	(4)	3,252	(2,097)	290	5,383		
56070	Sick Pay	723	204	594	(106)	596	(2,385)	827		
56115	Pension and Profit Sharing	408	472	422	291	335	495	4,600		
56165	Communications	240	-	-	120	-	-	540		
	Superv. Ex	11,601	11,956	9,913	8,787	7,069	7,514	116,128		
57125	Operating Supplies	1,556	-	1,557	-	1,557	-	9,320		
57135	Equip Maintenance and Repair	-	-	-	-	-	-	292		
57147	Bldg & Property	4,070	1,549	1,159	1,413	(499)	4,733	17,496		
57150	Utilities	905	409	385	365	610	325	6,760		
57165	Communications	988	979	292	1,758	396	2,006	11,024		
57254	Drive Cam & Routing SW Fees	911	900	1,087	900	940	900	10,777		
57275	Property Taxes	1,269	1,269	1,269	1,269	1,269	1,269	15,230		
57357	Permits	2	-	-	-	-	50	667		

Island Disposal, Inc.
Income Statement
2019-12

Districts/Grouping:

2144

Exclude IC:
System:

	1	4	7	9	11	13	15	17
	Jan-19	Feb-19	Mar-19	Apr-19	May-19	Jun-19		
98501 Days - Weekdays	23	20	21	22	23	20		
57370 Bonds Expense	16	16	16	16	16	16		
Other Operating	4,386	4,726	9,022	3,467	5,497	4,746		
Closure Exp	-	-	-	-	-	-		
59340 Self Insurance Premium	2,154	2,154	2,154	2,319	2,319	2,319		
59342 A&L - Prior Year Claims	-	-	10,000	(613)	-	-		
59344 WC - Prior Year Claims	-	-	(4,608)	(11,312)	72	-		
59500 Workers Comp Prem	1,232	230	1,153	1,157	631	1,138		
Insurance Exp	3,385	2,383	8,699	(8,447)	3,023	3,458		
91010 Gain/Loss on Sale of Asset	-	-	(4,500)	-	-	-		
G/L on Ops	-	-	(4,500)	-	-	-		
Cost of Ops	201,751	169,597	190,777	173,395	206,939	183,009		
Gross Profit	93,757	131,936	103,315	132,256	110,078	149,045		
60086 Safety and Training	-	-	500	(500)	-	-		
Sales Exp	-	-	500	(500)	-	-		
70010 Salaries	12,131	11,054	11,449	14,088	14,648	15,488		
70020 Wages Regular	8,646	7,145	7,942	8,284	8,622	6,922		
70025 Wages O.T.	215	315	395	227	231	274		
70036 Other Bonus/Commission - Non-Safety	285	1,783	214	428	428	-		
70037 Termination Pay	-	-	-	-	-	-		
70050 Payroll Taxes	1,709	1,533	1,314	1,539	1,622	1,587		
70060 Group Insurance	4,414	4,669	4,681	4,617	4,617	4,831		
70065 Vacation Pay	270	15	304	287	301	235		
70070 Sick Pay	(5,047)	1,343	964	1,316	1,045	568		
70086 Safety and Training	200	-	-	-	25	-		
70090 WCN Training	-	156	(24)	491	513	-		
70095 Empl & Commun Activ	5,839	-	527	466	245	356		
70116 Pension and Profit Sharing	815	880	788	751	625	711		
70147 Bldg & Property Maint	-	-	-	100	-	518		
70148 Allocated Exp In - District	2,323	1,695	2,686	4,100	1,741	7,583		
70165 Communications	1,078	1,095	1,078	1,078	1,311	1,078		
70167 Cellular Telephone	260	260	260	260	260	260		
70175 Non-Qualifying Operating Lease Expense	365	573	365	(671)	365	397		
70185 Postage	29	-	730	598	1,192	1,040		
70195 Dues and Subscriptions	155	311	552	155	155	275		
70200 Travel	-	-	-	-	-	-		
70201 Entertainment	-	-	-	-	-	20		
70202 Excursions Meetings	-	190	315	-	763	-		
70203 Lodging	-	-	-	-	-	640		
70205 Travel - Auto	-	25	-	-	-	-		
70206 Meals	-	-	-	-	56	250		
70210 Office Supplies and Equip	924	1,278	1,582	1,642	830	1,577		
70214 Credit Card Fees	2,001	1,814	1,659	1,967	1,841	2,174		
70217 Invoice Printing Costs	-	-	-	-	447	449		
70225 Advertising and Promotions	1,641	286	185	322	185	373		
70235 Legal	-	-	1,267	-	600	294		
70255 Other Prof Fees	-	-	-	-	-	-		
70300 Data Processing	2,653	2,653	2,653	2,653	2,653	2,653		
70302 Computer Supplies	139	-	-	46	35	-		
70303 Software License Fees	-	-	-	-	-	-		
70310 Bad Debt Provision	(3,902)	1,001	(4,472)	1,356	(1,047)	3,409		
70320 Credit and Collection	202	7	5,049	43	201	118		
70324 Penalties and Violations	-	-	-	2,153	555	-		
70330 Equipment/Truck Rodeo	-	-	-	-	2,181	-		
70335 Miscellaneous	-	215	-	-	-	(16)		
70336 Coffee Bar	-	-	-	-	-	-		
G&A	37,342	40,296	42,463	48,296	47,244	54,061		
70149 Corporate Overhead Allocation In	10,314	9,877	11,142	11,212	11,398	11,356		
Corp Overhead	10,314	9,877	11,142	11,212	11,398	11,356		
Total SG&A	47,656	50,173	54,104	59,008	58,642	65,417		

Island Disposal, Inc.
Income Statement
2019-12

		1	4	19	21	23	25	27	29	31
		Jul-19	Aug-19	Sep-19	Oct-19	Nov-19	Dec-19	Total		
98501	Days - Weekdays	23	22	21	23	21	22	261		
57370	Bonds Expense	15	15	15	15	15	15	186		
	Other Operating	9,716	5,122	5,764	5,720	4,287	9,299	71,752		
	Closure Exp	-	-	-	-	-	-	-		
59340	Self Insurance Premium	2,319	2,319	2,319	2,319	2,319	2,319	27,336		
59342	A&L - Prior Year Claims	-	5,000	-	-	-	-	14,387		
59344	WC - Prior Year Claims	-	-	-	-	-	(1,307)	(17,155)		
59500	Workers Comp Prem	903	1,005	1,013	(1,002)	761	941	9,162		
	Insurance Exp	3,222	8,324	3,333	1,318	3,081	1,953	33,731		
91010	Gain/Loss on Sale of Asset	-	-	-	-	(257)	-	(4,757)		
	G/L on Ops	-	-	-	-	(257)	-	(4,757)		
	Cost of Ops	213,977	207,686	159,432	182,554	162,267	156,514	2,207,900		
	Gross Profit	87,199	96,728	160,463	121,624	148,362	127,616	1,462,380		
60086	Safety and Training	-	-	-	-	-	-	-		
	Sales Exp	-	-	-	-	-	-	-		
70010	Salaries	17,804	16,860	16,205	17,705	14,288	11,279	172,997		
70020	Wages Regular	9,035	7,004	4,632	8,310	7,321	8,816	92,682		
70025	Wages O.T.	437	906	93	297	337	423	4,149		
70036	Other Bonus/Commission - Non-Safety	357	2,639	143	285	1,397	225	8,184		
70037	Termination Pay	-	-	-	-	-	16,000	16,000		
70050	Payroll Taxes	1,841	1,724	1,414	1,769	1,482	2,695	20,229		
70060	Group Insurance	4,569	4,799	3,768	4,617	3,617	3,614	52,813		
70065	Vacation Pay	1,046	369	829	(341)	(3,241)	2,419	2,495		
70070	Sick Pay	467	988	150	373	678	(6,647)	(3,802)		
70086	Safety and Training	-	-	-	-	-	-	225		
70090	WCN Training	494	-	-	-	-	-	1,630		
70095	Empl & Commun Activ	934	262	270	385	1,683	1,074	12,041		
70116	Pension and Profit Sharing	628	675	560	619	507	271	7,831		
70147	Bldg & Property Maint	-	-	-	-	240	480	1,338		
70148	Allocated Exp In - District	1,861	1,630	1,580	1,632	1,550	1,944	30,324		
70165	Communications	1,078	1,079	951	1,207	1,218	1,352	13,600		
70167	Cellular Telephone	327	267	267	267	-	-	2,687		
70175	Non-Qualifying Operating Lease Expense	404	404	404	498	809	406	4,317		
70185	Postage	771	457	1,512	56	733	44	7,160		
70195	Dues and Subscriptions	155	155	155	155	155	155	2,533		
70200	Travel	35	220	-	155	61	24	495		
70201	Entertainment	104	-	-	-	-	-	124		
70202	Excursions Meetings	-	-	-	-	-	-	1,269		
70203	Lodging	1,070	470	-	520	1,517	1,341	5,558		
70205	Travel - Auto	379	160	216	-	173	580	1,532		
70206	Meals	456	-	22	13	95	140	1,031		
70210	Office Supplies and Equip	313	1,823	540	1,018	2,336	46	13,909		
70214	Credit Card Fees	1,764	1,858	1,628	1,961	1,584	1,829	22,078		
70217	Invoice Printing Costs	-	237	345	-	1,532	-	3,010		
70225	Advertising and Promotions	430	521	613	282	753	540	6,130		
70235	Legal	(294)	1,039	1,048	-	-	2,532	6,485		
70255	Other Prof Fees	-	45	240	-	-	-	285		
70300	Data Processing	2,653	2,653	2,653	2,653	2,653	2,653	31,833		
70302	Computer Supplies	262	(146)	269	186	169	415	1,375		
70303	Software License Fees	-	-	-	-	376	-	376		
70310	Bad Debt Provision	(1,389)	2,603	1,461	2,275	1,083	4,500	6,876		
70320	Credit and Collection	14	74	69	19	52	49	5,896		
70324	Penalties and Violations	-	-	-	-	-	-	2,709		
70330	Equipment/Truck Rodeo	-	-	-	-	-	-	2,181		
70335	Miscellaneous	-	-	-	-	-	-	198		
70336	Coffee Bar	-	-	-	186	271	482	939		
	G&A	48,003	51,775	42,036	47,100	45,430	59,676	563,721		
70149	Corporate Overhead Allocation In	12,583	12,769	12,237	11,709	10,340	10,216	135,153		
	Corp Overhead	12,583	12,769	12,237	11,709	10,340	10,216	135,153		
	Total SG&A	60,586	64,545	54,273	58,809	55,770	69,892	698,874		

Island Disposal, Inc.
Income Statement
2019-12

Districts/Grouping:

2144

Exclude IC:
System:

	1	4	7	9	11	13	15	17
			Jan-19	Feb-19	Mar-19	Apr-19	May-19	Jun-19
98501 Days - Weekdays			23	20	21	22	23	20
EBITDA			46,101	81,763	49,210	73,248	51,437	83,628
Watch list EBITDA			67	99	76	84	75	105
51260 Depreciation			24,598	24,598	23,941	24,572	23,505	23,506
54260 Depreciation			4,793	4,793	4,792	4,793	6,578	6,578
57260 Depreciation			2,406	2,406	2,406	2,406	2,406	2,406
70260 Depreciation			482	482	482	435	435	435
Depreciation			32,279	32,279	31,621	32,205	32,925	32,925
Airspace Amort			-	-	-	-	-	-
Intangible Amort			-	-	-	-	-	-
Total DDA			32,279	32,279	31,621	32,205	32,925	32,925
EBIT From Ops			13,822	49,484	17,589	41,043	18,512	50,703
Interest Exp			-	-	-	-	-	-
Interest Income			-	-	-	-	-	-
Other Inc/Exp			-	-	-	-	-	-
NI b/ Taxes & Extra			13,822	49,484	17,589	41,043	18,512	50,703
Extra. Items			-	-	-	-	-	-
NI b/ Taxes			13,822	49,484	17,589	41,043	18,512	50,703
Taxes			-	-	-	-	-	-
Net Income			13,822	49,484	17,589	41,043	18,512	50,703
Non Controlling Int			-	-	-	-	-	-
Net Income Attrib			13,822	49,484	17,589	41,043	18,512	50,703
Data Not Included			-	-	-	-	-	-

Island Disposal, Inc.
Income Statement
2019-12

	1	4	19	21	23	25	27	29	31
			Jul-19	Aug-19	Sep-19	Oct-19	Nov-19	Dec-19	Total
98501 Days - Weekdays			23	22	21	23	21	22	261
EBITDA			26,613	32,184	106,191	62,815	92,592	57,724	763,506
Watch list EBITDA			49	64	128	86	115	82	1,030
51260 Depreciation			23,505	23,505	26,498	26,498	26,511	26,511	297,750
54260 Depreciation			6,578	6,577	5,435	5,682	5,924	8,307	70,829
57260 Depreciation			2,406	2,406	2,406	2,406	2,406	2,406	28,871
70260 Depreciation			435	405	405	405	405	405	5,212
Depreciation			32,924	32,894	34,744	34,991	35,246	37,629	402,662
									-
Airspace Amort			-	-	-	-	-	-	-
									-
Intangible Amort			-	-	-	-	-	-	-
Total DDA			32,924	32,894	34,744	34,991	35,246	37,629	402,662
EBIT From Ops			(6,311)	(710)	71,447	27,824	57,346	20,095	360,844
									-
Interest Exp			-	-	-	-	-	-	-
									-
Interest Income			-	-	-	-	-	-	-
									-
Other Inc/Exp			-	-	-	-	-	-	-
NI b/ Taxes & Extra			(6,311)	(710)	71,447	27,824	57,346	20,095	360,844
									-
Extra. Items			-	-	-	-	-	-	-
NI b/ Taxes			(6,311)	(710)	71,447	27,824	57,346	20,095	360,844
									-
Taxes			-	-	-	-	-	-	-
Net Income			(6,311)	(710)	71,447	27,824	57,346	20,095	360,844
									-
Non Controlling Int			-	-	-	-	-	-	-
Net Income Attrib			(6,311)	(710)	71,447	27,824	57,346	20,095	360,844
									-
Data Not Included			-	-	-	-	-	-	-

Island Disposal (2144)	CONFIDENTIAL PER WAC 480-07-160										
For the Year Ended 12/31/2019											
Master Income Statement with Adjustments											
1	2	3	4	5	6	7	9	12	13	14	15
							234,195				
	Abbreviations		Regulated (UTC)		Non-Regulated		Total				
	[REDACTED]										
New in 2019											
CONFIDENTIAL PER WAC 480-07-160											
USOA #	GL Code	Description	Allocator	Per IS - As Booked	Restating Adjustments	Pro forma Adjustments	Adjusted IS for UTC	Regulated (UTC)	Non-Regulated	Total Allocated	Check
		Revenue									
[REDACTED]											

CONFIDENTIAL PER WAC 480-07-160											
USOA #	GL Code	Description	Allocator	Per IS - As Booked	Restating Adjustments	Pro forma Adjustments	Adjusted IS for UTC	Regulated (UTC)	Non-Regulated	Total Allocated	Check
	Revenue										

CONFIDENTIAL PER WAC 480-07-160											
USOA #	GL Code	Description	Allocator	Per IS - As Booked	Restating Adjustments	Pro forma Adjustments	Adjusted IS for UTC	Regulated (UTC)	Non-Regulated	Total Allocated	Check
	Revenue										

CONFIDENTIAL PER WAC 480-07-160											
USOA #	GL Code	Description	Allocator	Per IS - As Booked	Restating Adjustments	Pro forma Adjustments	Adjusted IS for UTC	Regulated (UTC)	Non-Regulated	Total Allocated	Check
	Revenue										

Island Disposal, Inc. G-154
Summary of Key Allocators

Line of Business	Regulated (UTC)	Non-Reg Cities	Total
Customer Counts			
Number of Customers			
[Redacted]			
Allocation of Customers			
[Redacted]			
Regulated Line of Service Allocation			
[Redacted]			
Driver Hours			
Driver Hours			
[Redacted]			
Driver Hour Percentages by Bill Area			
[Redacted]			

Island Disposal, Inc. G-154
Summary of Key Allocators

Line of Business	Regulated (UTC)	Non-Reg Cities	Total
[Redacted]			
Driver Hour Percentages by Line of Service			
[Redacted]			
Container Depreciation			
Company Provided Containers By Bill Area			
	Regulated (UTC)	Non-Reg Cities	Total
[Redacted]			
Allocation of Container Depreciation			
[Redacted]			


[Redacted]

[Redacted]





[Redacted]

[Redacted]


LH Mileage

 Amanda Fujiura

Sent: Tue 3/17/2020 11:19 AM



To:  Heather Garland;  Lindsay Waldram;  Andrew Riggs;  Chad

Retention Policy: WCNX - 2 Year - Inbox (2 years) Expires: 3/17/2022

MRF HAULING	
LH TRUCK	#50-01
MILES/GAL	5.41
MILES	13667
GALLONS	2525.5 
EXPENSE	\$ 5,581.00

Amanda Fujiura, MSA Assistant Controller
Olympic Disposal
Island Disposal
970 Carlsborg Road, Sequim WA 98382
Office: 253-875-5878 | Mobile: 253-878-2206



From:  Amanda Fujiura
To:  Lindsay Waldram
Cc:
Subject: FW: Loader Fuel Used...

Hey Lindsay,

Monthly trends here – for Loader

January	49.0
February	30.8
March	39.5

Amanda Fujiura, MSA Assistant Controller
Olympic Disposal
Island Disposal
970 Carlsborg Road, Sequim WA 98382
Office: 253-875-5878 | Mobile: 253-878-2206



Island Disposal, Inc. G-154
Pro forma Adjustments

Wage Increases:

Residential/Commercial Drivers	16,086	
Roll Off Driver	4,134	
Residential/ Comm Recycling	1,615	
Long Haul	285	
Delivery Drivers	41,600	
MRF Drivers	1,969	
Adjustment 50020	65,688	- check
Mechanics 52020	65,511	
Office Salaried 70010	8,799	
Office Hourly 70020	3,552	
Supervisors 56020	385	
	78,246	- check
Wage Increases Adjust	143,935	

Reclass PR Tax:

Drivers 50050	5,025
Mechanics 52020	5,012
Office Salaried/Hourly 70010/70020	945
Supervisors 56010	29
Adjust PR Tax	11,011

Customer Notification:

Residential	11,363	0.60	\$	6,818
Commercial	657	0.60	\$	394
Roll-off	84	0.60	\$	50
			\$	<u>7,263</u>
<i>check</i>	-			

Amortize over 24-months \$3,631 (C)

Service Code	Service Code Description	Tariff Rate 8/1/2019	Revenue January 2019 - December 2019	Customers January 2019 - December 2019
RESIDENTIAL SERVICES				
RESIDENTIAL GARBAGE				
20RW1	1-20 GAL CAN WEEKLY SVC	13.75	13,391	68 81
32RW1	1-32 GAL CAN-WEEKLY SVC	17.35	1,385,153	6,082 6,653
32RW2	2-32 GAL CANS-WEEKLY SVC	25.12	758,569	2,208 2,516
32RW3	3-32 GAL CANS-WEEKLY SVC	36.29	95,011	207 218
32RW4	4-32 GAL CANS-WEEKLY SVC	44.98	21,118	37 39
32RW5	5-32 GAL CANS-WEEKLY SVC	57.18	1,314	3 2
32RW6	6-32 GAL CANS-WEEKLY SVC	68.83	2,736	4 3
32RE1	1-32 GAL CAN-EOW SVC	13.38	105,797	609 659
32RE1LI	1-32 GAL CAN EOW SVC	13.38	35	0 0
32RE1LIRD	1-32 GL EOWVC ROAD	13.38	853	5 5
32RE2	2-32 GAL CAN-EOW SVC	26.76	147	0 0
32RM1	1-32 GAL CAN-MONTHLY SVC	7.20	20,508	217 237
32ROCPU	1-32 GAL CAN-ON CALL SVC	3.77	8,699	194 193
32RW1LI	1-32 GAL CAN WEEKLY SVC	17.35	67	1 0
35RE1	1-35 GAL CART EOW SVC	13.86	4,511	81 27
35RM1	1-35 GAL MONTHLY	7.68	538	18 6
35RW1	1-35 GAL CART WEEKLY SVC	17.83	63,159	886 295
64RE1	1-64 GAL EOW	20.80	21	0 0
64RM1	1-64 GAL MONTHLY	11.53	35	1 0
64RW1	1-64 GAL CART WEEKLY SVC	25.66	65,262	636 212
64RW2	2-64 GAL CART WEEKLY SVC	51.32	2,970	14 5
96RE1	1-96 GAL EOW	31.33	94	1 0
96RW1	1-96 GAL CART WEEKLY SVC	36.88	13,604	92 31
ADJRES	SERVICE ADJ-RESIDENTIAL	-	(10)	- -
CEXR	EXTRA CAN	3.77	101,355	1,852 2,240
EXTRAPACKR	EXTRAPACK RESIDENTIAL	18.48	7,937	28 36
OFOWRCAN	OVERFILL/WEIGHT CHG CAN	4.14	20,820	162 419
RDRIVEIN	DRIVE IN SERVICE	4.56	15,848	278 290
RESTART	SERVICE RESTART FEE	10.50	1,071	6 9
RWALKIN	WALK IN SERVICE	2.31	6,121	227 221
TRIPRCANS	RETURN TRIP CHARGE - CANS	5.25	63	0 1
TOTAL RESIDENTIAL GARBAGE			\$ 2,716,797.11	11,363 14,400
				13,916

COMMERCIAL SERVICES				
COMMERCIAL GARBAGE				
R1YD1W	1YD CONT 1xWEEKLY SVC	98.85	226,482	191
State Park	1YD CONT 1xWEEKLY SVC	19.59	12,968	3 662
R1YD2W	1YD CONT 2xWEEKLY SVC	183.68	8,859	4
State Park	1YD CONT 2xWEEKLY SVC	19.59	2,625	2 134
R1YD3W	1YD CONT 3xWEEKLY SVC	268.50	537	0
R1.5YDPU	1.5YD CONTAINER PICKUP	43.35	29	0
R1.5YD1W	1.5YD CONT 1xWEEKLY SVC	140.22	122,543	73
State Park	1.5YD CONT 1xWEEKLY SVC	29.09	6,313	2 217
R1.5YD2W	1.5YD CONT 2xWEEKLY SVC	266.18	57,395	18
State Park	1.5YD CONT 2xWEEKLY SVC	29.09	1,571	2 54
R1.5YD3W	1.5YD CONT 3xWEEKLY SVC	392.14	7,562	2
R2YD1W	2YD CONT 1xWEEKLY SVC	182.91	180,657	82
State Park	2YD CONT 1xWEEKLY SVC	38.14	25,706	2 674
R2YD2W	2YD CONT 2xWEEKLY SVC	348.05	184,626	44
State Park	2YD CONT 2xWEEKLY SVC	38.14	8,810	1 231
R2YD3W	2YD CONT 3xWEEKLY SVC	513.20	89,896	15
32C2W2	2-32 GAL CAN 2xWKLY SVC	58.20	490	1
32CMCNTRD	32 GL BY COUNT ROAD	3.36	23,708	136 588
32RE1LIRD	1-32 GL EOWVC ROAD	23.87	853	3
32CW1RD	1-32 GL WKLY SVC ROAD	23.87	10,787	38
32CW2RD	2-32 GL WKLY SVC ROAD	29.10	7,710	22
32CW3RD	3-32 GL WKLY SVC RD	43.65	1,034	2
32CW4RD	4-32 GL WKLY SVC ROAD	58.20	3,694	5
32CW1	1-32 GAL CAN WEEKLY SVC	23.87	21	0
32CW2	2-32 GAL CANS WKLY SVC	29.10	299	1
C35RW1	1-35 GAL CART WEEKLY SVC	17.83	484	7 2
32COCPU	1-32 GL CAN ON CALL	7.55	102	1
R1YD1W	1YD CONT 1xWEEKLY SVC	105.27	1,158	1 Navy
R2YD1W	2YD CONT 1xWEEKLY SVC	194.76	195	0 Navy
R2YD3W	2YD CONT 3xWEEKLY SVC	546.46	1,093	0 Navy
OFOWR1YD	1YD ADDITIONAL PICKUP	36.49	182	0
OFOWR1.5YD	1.5YD ADDITIONAL PICKUP	54.42	218	0
R2YDEX	2YD CONTAINER EXTRA PU	38.14	38	0
OFOWR2YD	2YD ADDITIONAL PICKUP	72.74	5,394	6
CEXNAVY	NAVY EXTRA	3.41	338	8 Navy
EXTRAPACK	EXTRA PACK	18.48	8,630	39 24.666667
CEX	EXTRA CANS	3.77	2,496	55
OFOWCCAN	OVERFILL/OVERWEIGHT CAN C	4.14	203	4
CDRIVEIN	DRIVE IN SERVICE	1.36	1,192	73
CWALKIN	WALK IN SERVICE	0.54	434	67
TRIPCCAN	COMM RETURN TRIP	15.75	63	0
DAMAGE	CHARGE FOR DAMAGE	-	170	-
APPLIANCEC	APPLIANCE REMOVAL - COMM	22.50	315	1 Navy
APPLIANCEC	APPLIANCE REMOVAL - COMM	22.50	1,305	5
TOTAL COMMERCIAL GARBAGE			\$ 1,009,185.17	657

DROP BOX SERVICES				
DROP BOX HAULS/RENTAL				
ROHAUL10	10YD ROLL OFF HAUL	118.20	118	0
ROHAUL10LH	10 YD RO DAILY LONG HAUL	162.20	5,190	3
ROHAUL10DSH	10 YD RO DAILY SHORT HAUL	118.20	473	0
ROHAUL20DSH	20YD RO DAILY SHORT HAUL	118.20	47,666	34
ROHAUL20LH	20YD RO DAILY LONG HAUL	162.20	101,862	52
ROHAUL30LH	30YD RO DAILY LONG HAUL	194.65	9,406	4
ROHAUL30DSH	30YD RO DAILY SHORT HAUL	150.00	9,751	5
ROHAUL30	30YD ROLL OFF-HAUL	150.00	2,413	1
ROHAUL40	40YD ROLL OFF-HAUL	150.00	5,579	3
ROHAUL40DSH	40YD RO DAILY SHORT HAUL	150.00	26,898	15
ROHAUL40DSH	40YD RO DAILY SHORT HAUL	150.00	150	0 Navy
ROHAUL40LH	40YD RO DAILY LONG HAUL	194.65	8,566	4

Island Disposal, Inc. G-154
 Regulated Price Out
 January 1, 2019 - December 31, 2019

Increase per LG 4.75%
 Plug to Balance -0.3000%
 Total % Change 4.45%

Service Code	Service Code Description	Tariff Increase	Tariff Rate	Annual Revenue	Change in Annual Revenue
RESIDENTIAL SERVICES					
RESIDENTIAL GARBAGE					
20RW1	1-20 GAL CAN WEEKLY SVC	0.61	14.36	11,695.97	(1,694.88)
32RW1	1-32 GAL CAN-WEEKLY SVC	0.77	18.12	1,322,667.21	(62,485.50)
32RW2	2-32 GAL CANS-WEEKLY SVC	1.12	26.24	695,327.26	(63,242.14)
32RW3	3-32 GAL CANS-WEEKLY SVC	1.62	37.91	94,222.14	(788.41)
32RW4	4-32 GAL CANS-WEEKLY SVC	2.00	46.98	20,700.65	(416.96)
32RW5	5-32 GAL CANS-WEEKLY SVC	2.55	59.73	2,060.58	746.54
32RW6	6-32 GAL CANS-WEEKLY SVC	3.07	71.90	3,343.15	607.16
32RE1	1-32 GAL CAN-EOW SVC	0.60	13.98	102,077.59	(3,719.18)
32RE1LI	1-32 GAL CAN EOW SVC	0.60	13.98	7.87	(27.27)
32RE1LIRD	1-32 GL EOWVC ROAD	0.60	13.98	854.98	2.31
32RE2	2-32 GAL CAN-EOW SVC	1.19	27.95	19.18	(127.82)
32RM1	1-32 GAL CAN-MONTHLY SVC	0.32	7.52	19,595.23	(913.06)
32ROCPU	1-32 GAL CAN-ON CALL SVC	0.17	3.93	9,170.07	470.88
32RW1LI	1-32 GAL CAN WEEKLY SVC	0.77	18.12	150.98	83.53
35RE1	1-35 GAL CART EOW SVC	0.62	14.48	14,137.16	9,625.73
35RM1	1-35 GAL MONTHLY	0.34	8.02	1,684.64	1,147.04
35RW1	1-35 GAL CART WEEKLY SVC	0.79	18.62	197,918.44	134,759.00
64RE1	1-64 GAL EOW	0.93	21.73	65.18	44.38
64RM1	1-64 GAL MONTHLY	0.51	12.04	72.26	37.67
64RW1	1-64 GAL CART WEEKLY SVC	1.14	26.80	204,506.15	139,244.45
64RW2	2-64 GAL CART WEEKLY SVC	2.29	53.61	9,306.76	6,336.80
96RE1	1-96 GAL EOW	1.40	32.73	294.53	200.54
96RW1	1-96 GAL CART WEEKLY SVC	1.64	38.52	42,631.06	29,026.70
ADJRES	SERVICE ADJ-RESIDENTIAL	-	-	-	10.00
CEXR	EXTRA CAN	0.17	3.94	87,498.27	(13,856.77)
EXTRAPACKR	EXTRAPACK RESIDENTIAL	0.82	19.30	6,393.67	(1,543.44)
OFOWRCAN	OVERFILL/WEIGHT CHG CAN	0.18	4.32	8,419.63	(12,400.06)
RDRIVEIN	DRIVE IN SERVICE	0.20	4.76	15,905.38	57.28
RESTART	SERVICE RESTART FEE	0.47	10.97	789.68	(281.32)
RWALKIN	WALK IN SERVICE	0.10	2.41	6,567.59	446.22
TRIPRCANS	RETURN TRIP CHARGE - CANS	0.23	5.48	16.45	(46.82)
TOTAL RESIDENTIAL GARBAGE				\$ 2,878,099.70	\$ 161,302.59

COMMERCIAL SERVICES					
COMMERCIAL GARBAGE					
R1YD1W	1YD CONT 1xWEEKLY SVC	4.40	103.25	236,570.14	10,088.40
State Park	1YD CONT 1xWEEKLY SVC	0.87	20.46	13,545.21	577.63
R1YD2W	1YD CONT 2xWEEKLY SVC	8.18	191.86	9,253.35	394.60
State Park	1YD CONT 2xWEEKLY SVC	0.87	20.46	2,741.99	116.93
R1YD3W	1YD CONT 3xWEEKLY SVC	11.96	280.46	560.92	23.92
R1.5YDPU	1.5YD CONTAINER PICKUP	1.93	45.28	30.39	1.30
R1.5YD1W	1.5YD CONT 1xWEEKLY SVC	6.25	146.47	128,002.02	5,458.57
State Park	1.5YD CONT 1xWEEKLY SVC	1.30	30.39	6,593.72	281.19
R1.5YD2W	1.5YD CONT 2xWEEKLY SVC	11.86	278.04	59,951.67	2,556.60
State Park	1.5YD CONT 2xWEEKLY SVC	1.30	30.39	1,640.83	69.97
R1.5YD3W	1.5YD CONT 3xWEEKLY SVC	17.47	409.61	7,899.22	336.86
R2YD1W	2YD CONT 1xWEEKLY SVC	8.15	191.06	188,703.94	8,047.17
State Park	2YD CONT 1xWEEKLY SVC	1.70	39.84	26,851.42	1,145.06
R2YD2W	2YD CONT 2xWEEKLY SVC	15.50	363.55	192,849.53	8,223.96
State Park	2YD CONT 2xWEEKLY SVC	1.70	39.84	9,202.79	392.45
R2YD3W	2YD CONT 3xWEEKLY SVC	22.86	536.06	93,899.83	4,004.30
32C2W2	2-32 GAL CAN 2xWKLY SVC	2.59	60.79	511.31	21.80
32CMCNTRD	32 GL BY COUNT ROAD	0.15	3.51	24,764.11	1,056.05
32RE1LIRD	1-32 GL EOWVC ROAD	1.06	24.93	890.65	37.98
32CW1RD	1-32 GL WKLY SVC ROAD	1.06	24.93	11,267.91	480.51
32CW2RD	2-32 GL WKLY SVC ROAD	1.30	30.40	8,053.60	343.44
32CW3RD	3-32 GL WKLY SVC RD	1.94	45.59	1,080.34	46.07
32CW4RD	4-32 GL WKLY SVC ROAD	2.59	60.79	3,858.54	164.55
32CW1	1-32 GAL CAN WEEKLY SVC	1.06	24.93	21.74	0.93
32CW2	2-32 GAL CANS WKLY SVC	1.30	30.40	312.41	13.32
C35RW1	1-35 GAL CART WEEKLY SVC	0.79	18.62	1,516.08	1,032.27
32COCPU	1-32 GL CAN ON CALL	0.34	7.89	106.45	4.54
R1YD1W	1YD CONT 1xWEEKLY SVC	4.69	109.96	1,209.56	51.58
R2YD1W	2YD CONT 1xWEEKLY SVC	8.68	203.44	203.44	8.68
R2YD3W	2YD CONT 3xWEEKLY SVC	24.34	570.80	1,141.60	48.68
OFOWR1YD	1YD ADDITIONAL PICKUP	1.63	38.12	190.58	8.13
OFOWR1.5YD	1.5YD ADDITIONAL PICKUP	2.42	56.84	227.38	9.70
R2YDEX	2YD CONTAINER EXTRA PU	1.70	39.84	39.84	1.70
OFOWR2YD	2YD ADDITIONAL PICKUP	3.24	75.98	5,634.46	240.28
CEXNAVY	NAVY EXTRA	0.15	3.56	353.45	15.07
EXTRAPACK	EXTRA PACK	0.82	19.30	9,014.58	384.42
CEX	EXTRA CANS	0.17	3.94	2,606.91	111.17
OFOWCCAN	OVERFILL/OVERWEIGHT CAN C	0.18	4.32	211.90	9.04
RDRIVEIN	DRIVE IN SERVICE	0.06	1.42	1,245.56	53.12
CWALKIN	WALK IN SERVICE	0.02	0.56	453.66	19.35
TRIPCCAN	COMM RETURN TRIP	0.70	16.45	65.81	2.81
DAMAGE	CHARGE FOR DAMAGE	-	-	-	(170.43)
APPLIANCCEC	APPLIANCE REMOVAL - COMM	1.00	23.50	329.03	14.03
APPLIANCCEC	APPLIANCE REMOVAL - COMM	1.00	23.50	1,363.13	58.13
TOTAL COMMERCIAL GARBAGE				\$ 1,054,970.99	\$ 45,785.82

DROP BOX SERVICES					
DROP BOX HAULS/RENTAL					
ROHAUL10	10YD ROLL OFF HAUL	5.27	123.47	123.47	5.27
ROHAUL10LH	10 YD RO DAILY LONG HAUL	7.23	169.43	5,421.60	231.20
ROHAUL10DSH	10 YD RO DAILY SHORT HAUL	5.27	123.47	493.86	21.06
ROHAUL20DSH	20YD RO DAILY SHORT HAUL	5.27	123.47	49,789.67	2,123.25
ROHAUL20LH	20YD RO DAILY LONG HAUL	7.23	169.43	106,398.92	4,537.32
ROHAUL30LH	30YD RO DAILY LONG HAUL	8.67	203.32	9,824.94	418.98
ROHAUL30DSH	30YD RO DAILY SHORT HAUL	6.68	156.68	10,185.66	434.36
ROHAUL30	30YD ROLL OFF-HAUL	6.68	156.68	2,520.16	107.47
ROHAUL40	40YD ROLL OFF-HAUL	6.68	156.68	5,827.76	248.52
ROHAUL40DSH	40YD RO DAILY SHORT HAUL	6.68	156.68	28,096.39	1,198.15
ROHAUL40DSH	40YD RO DAILY SHORT HAUL	6.68	156.68	156.68	6.68
ROHAUL40LH	40YD RO DAILY LONG HAUL	8.67	203.32	8,947.15	381.55

Service Code	Service Code Description	Container Counts			
		Cart Size	Can Size	Container Size	Quantity Count
RESIDENTIAL SERVICES					
RESIDENTIAL GARBAGE	RESIDENTIAL GARBAGE				
20RW1	1-20 GAL CAN WEEKLY SVC		20		1 68
32RW1	1-32 GAL CAN-WEEKLY SVC		32		1 6,082
32RW2	2-32 GAL CANS-WEEKLY SVC		32		2 4,417
32RW3	3-32 GAL CANS-WEEKLY SVC		32		3 621
32RW4	4-32 GAL CANS-WEEKLY SVC		32		4 147
32RW5	5-32 GAL CANS-WEEKLY SVC		32		5 14
32RW6	6-32 GAL CANS-WEEKLY SVC		32		6 23
32RE1	1-32 GAL CAN-EOW SVC		32		1 609
32RE1LI	1-32 GAL CAN EOW SVC		32		1 0
32RE1LIRD	1-32 GL EOWVC ROAD		32		1 5
32RE2	2-32 GAL CAN-EOW SVC		32		2 0
32RM1	1-32 GAL CAN-MONTHLY SVC		32		1 217
32ROCPU	1-32 GAL CAN-ON CALL SVC		32		1 194
32RW1LI	1-32 GAL CAN WEEKLY SVC		32		1 1
35RE1	1-35 GAL CART EOW SVC	35			1 81
35RM1	1-35 GAL MONTHLY	35			1 18
35RW1	1-35 GAL CART WEEKLY SVC	35			1 886
64RE1	1-64 GAL EOW	64			1 0
64RM1	1-64 GAL MONTHLY	64			1 1
64RW1	1-64 GAL CART WEEKLY SVC	64			1 636
64RW2	2-64 GAL CART WEEKLY SVC	64			2 29
96RE1	1-96 GAL EOW	96			1 1
96RW1	1-96 GAL CART WEEKLY SVC	96			1 92
ADJRES	SERVICE ADJ-RESIDENTIAL				
CEXR	EXTRA CAN				
EXTRAPACKR	EXTRAPACK RESIDENTIAL				
OFOWRCAN	OVERFILL/WEIGHT CHG CAN				
RDRIVEIN	DRIVE IN SERVICE				
RESTART	SERVICE RESTART FEE				
RWALKIN	WALK IN SERVICE				
TRIPRCANS	RETURN TRIP CHARGE - CANS				
		Cart	Count		
		Can	1,743		
			12,398		
TOTAL RESIDENTIAL GARBAGE					

COMMERCIAL SERVICES					
COMMERCIAL GARBAGE	COMMERCIAL GARBAGE				
R1YD1W	1YD CONT 1xWEEKLY SVC			1	1 191
State Park	1YD CONT 1xWEEKLY SVC				
R1YD2W	1YD CONT 2xWEEKLY SVC			1	1 4
State Park	1YD CONT 2xWEEKLY SVC				
R1YD3W	1YD CONT 3xWEEKLY SVC			1	1 0
R1.5YDPU	1.5YD CONTAINER PICKUP		1.5		1 0
R1.5YD1W	1.5YD CONT 1xWEEKLY SVC		1.5		1 73
State Park	1.5YD CONT 1xWEEKLY SVC				
R1.5YD2W	1.5YD CONT 2xWEEKLY SVC		1.5		1 18
State Park	1.5YD CONT 2xWEEKLY SVC				
R1.5YD3W	1.5YD CONT 3xWEEKLY SVC		1.5		1 2
R2YD1W	2YD CONT 1xWEEKLY SVC			2	1 82
State Park	2YD CONT 1xWEEKLY SVC				
R2YD2W	2YD CONT 2xWEEKLY SVC			2	1 44
State Park	2YD CONT 2xWEEKLY SVC				
R2YD3W	2YD CONT 3xWEEKLY SVC			2	1 15
32C2W2	2-32 GAL CAN 2xWKLY SVC		32		2 1
32CMCNTRD	32 GL BY COUNT ROAD		32		1 136
32RE1LIRD	1-32 GL EOWVC ROAD		32		1 3
32CW1RD	1-32 GL WKLY SVC ROAD		32		1 38
32CW2RD	2-32 GL WKLY SVC ROAD		32		2 44
32CW3RD	3-32 GL WKLY SVC RD		32		3 6
32CW4RD	4-32 GL WKLY SVC ROAD		32		4 21
32CW1	1-32 GAL CAN WEEKLY SVC		32		1 0
32CW2	2-32 GAL CANS WKLY SVC		32		2 2
C35RW1	1-35 GAL CART WEEKLY SVC	35			1 7
32COCPU	1-32 GL CAN ON CALL		32		1 1
R1YD1W	1YD CONT 1xWEEKLY SVC			1	1 1
R2YD1W	2YD CONT 1xWEEKLY SVC			2	1 0
R2YD3W	2YD CONT 3xWEEKLY SVC			2	1 0
OFOWR1YD	1YD ADDITIONAL PICKUP				
OFOWR1.5YD	1.5YD ADDITIONAL PICKUP				
R2YDEX	2YD CONTAINER EXTRA PU				
OFOWR2YD	2YD ADDITIONAL PICKUP				
CEXNAVY	NAVY EXTRA				
EXTRAPACK	EXTRA PACK				
CEX	EXTRA CANS				
OFOWCCAN	OVERFILL/OVERWEIGHT CAN C				
RDRIVEIN	DRIVE IN SERVICE				
CWALKIN	WALK IN SERVICE				
TRIPCCAN	COMM RETURN TRIP				
DAMAGE	CHARGE FOR DAMAGE				
APPLIANCCEC	APPLIANCE REMOVAL - COMM				
APPLIANCCEC	APPLIANCE REMOVAL - COMM				
		Carts	Cust	Count	
			7	7	
		Containers	442	430	
		Cans	209	252	
TOTAL COMMERCIAL GARBAGE					

DROP BOX SERVICES					
DROP BOX HAULS/RENTAL	DROP BOX HAULS/RENTAL	# of Long Hauls	Price Delta	Lost Revenue	
ROHAUL10	10YD ROLL OFF HAUL				
ROHAUL10LH	10 YD RO DAILY LONG HAUL	32	(44.00)	\$	(1,408)
ROHAUL10DSH	10 YD RO DAILY SHORT HAUL				
ROHAUL20DSH	20YD RO DAILY SHORT HAUL				
ROHAUL20LH	20YD RO DAILY LONG HAUL	628	(44.00)	\$	(27,632)
ROHAUL30LH	30YD RO DAILY LONG HAUL	48	-44.65	\$	(2,158)
ROHAUL30DSH	30YD RO DAILY SHORT HAUL				
ROHAUL30	30YD ROLL OFF-HAUL				
ROHAUL40	40YD ROLL OFF-HAUL				
ROHAUL40DSH	40YD RO DAILY SHORT HAUL				
ROHAUL40DSH	40YD RO DAILY SHORT HAUL				
ROHAUL40LH	40YD RO DAILY LONG HAUL	44	-44.65	\$	(1,965)

Service Code	Service Code Description	Tariff Rate 8/1/2019	Revenue January 2019 - December 2019	Customers January 2019 - December 2019
ROHAUL10LH	10 YD RO DAILY LONG HAUL	162.20	324	0 Navy
ROHAUL20LH	20YD RO DAILY LONG HAUL	162.20	15,896	8 Navy
ROHAUL30LH	30YD RO DAILY LONG HAUL	194.65	973	0 Navy
ROHAUL40LH	40YD RO DAILY LONG HAUL	194.65	15,767	7 Navy
ROHAUL30	30YD ROLL OFF-HAUL	194.65	389	0 Navy
ROHAUL40	40YD ROLL OFF-HAUL	194.65	1,123	0 Navy
ROHAUL20DSH	20YD RO DAILY SHORT HAUL	118.20	26,804	19 Coupeville
RORENT20D	20YD ROLL OFF-DAILY RENT	5.99	1,620	1 23 Coupeville
RORENT30D	30YD ROLL OFF-DAILY RENT	5.99	(12)	(0) (0) Coupeville
RORENT20M	20YD ROLL OFF-MNTHLY RENT	179.02	9,509	4 Coupeville
CPHAUL35	35YD COMPACTOR-HAUL	176.90	715	0 Coupeville
CPHAUL1	1-OAK HARBOR	128.60	1,800	1
CPHAUL2	2-OAK HARBOR	128.60	1,435	1
CPHAUL3	3-OAK HARBOR	128.60	990	1
CPHAUL35	35YD COMPACTOR-HAUL	176.90	49,178	23
CPHAUL4	4-OAK HARBOR	128.60	514	0
CPHAUL5	5-BAYVIEW	143.50	2,855	2
CPHAUL6	6-BAYVIEW	143.50	3,875	2
CPHAUL7	7-BAYVIEW	143.50	4,592	3
CPHAUL8	8-BAYVIEW	143.50	5,453	3
RORENT10M	10YD ROLL OFF MTHLY RENT	138.25	3,733	2
RORENT10D	10YD ROLL OFF DAILY RENT	5.99	3,955	2 55
RORENT20D	20YD ROLL OFF-DAILY RENT	5.99	47,778	22 665
RORENT20M	20YD ROLL OFF-MNTHLY RENT	138.25	56,989	34
RORENT30D	30YD ROLL OFF-DAILY RENT	5.99	8,505	4 118
RORENT30M	30YD ROLL OFF-MNTHLY RENT	146.22	2,067	1
RORENT40M	40YD ROLL OFF-MNTHLY RENT	146.22	9,943	6
RORENT40D	40YD ROLL OFF-DAILY RENT	5.99	10,219	5 142
RORENT10D	10YD ROLL OFF DAILY RENT	5.99	45	0 1 Navy
RORENT10M	10YD ROLL OFF MTHLY RENT	179.02	178	0 Navy
RORENT20D	20YD ROLL OFF-DAILY RENT	5.99	736	0 10 Navy
RORENT20M	20YD ROLL OFF-MNTHLY RENT	179.02	5,697	3 Navy
RORENT30D	30YD ROLL OFF-DAILY RENT	5.99	563	0 8 Navy
RORENT30M	30YD ROLL OFF-MNTHLY RENT	179.02	107	0 Navy
RORENT40D	40YD ROLL OFF-DAILY RENT	5.99	5,068	2 71 Navy
RORENT40M	40YD ROLL OFF-MNTHLY RENT	179.02	4,916	2 Navy
ROWAIT	TIME/STANDBY CHARGE	138.50	474	0 Navy
CDEL	CONTAINER DELIVERY CHARGE	109.20	39,497	30
CDEL	CONTAINER DELIVERY CHARGE	109.20	2,293	2 Navy
CDEL	CONTAINER DELIVERY CHARGE	75.12	1,103	1 Coupeville
OW-RO	OVERFILL/OVERWEIGHT BOX	26.30	53	0
OFOWR	OVERFILL/OVERWEIGHT CHG	26.30	763	2
SP	SPECIAL PICKUP	118.20	1,461	1
SP	SPECIAL PICKUP	7.45	128	1 Coupeville
TOTAL ROLL OFF GARBAGE			\$ 568,143.51	84
PASSTHROUGH DISPOSAL				
DISP	Disposal Fee Per Ton	115.00	338,926	2,947
DISPCOMPACTEDMSW	DUMP FEE - COMPR/GROCERY	109.00	137,804	1,264
APPLIANCER	APPLIANCE REMOVAL - RES	22.50	68	
TIRE-RO	TIRE FEE - RO	7.50	658	
DISPHTH	DUMP FEE - HARD TO HANDLE	170.00	29,008	171
SCALEFEE	SCALE FEE	7.24	12,210	
DISP	Disposal Fee Per Ton	109.00	55,109	Coupeville 506
DISPCOMPACTEDMSW	DUMP FEE - COMPR/GROCERY	109.00	4,087	Coupeville 37
SCALEFEE	SCALE FEE	7.24	2,469	Coupeville
DISP	Disposal Fee Per Ton	-	38,955	Navy
SCALEFEE	SCALE FEE	7.24	1,275	Navy
TOTAL PASSTHROUGH DISPOSAL			\$ 620,569.16	4,925
Service Charges				
FINCHG	LATE FEE	1.00	6,085	
NSF FEES	RETURNED CHECK FEE	10.50	441	42
WO	SMALL BALANCE WRITE OFF		(179)	
TOTAL SERVICE CHARGES			\$ 6,346.59	\$ 42
TOTAL REVENUE			\$ 4,921,041.54	

Service Code	Service Code Description	Tariff Increase	Tariff Rate	Annual Revenue	Change in Annual Revenue	
ROHAUL10LH	10 YD RO DAILY LONG HAUL	7.23	169.43	338.85	14.45	
ROHAUL20LH	20YD RO DAILY LONG HAUL	7.23	169.43	16,603.65	708.05	
ROHAUL30LH	30YD RO DAILY LONG HAUL	8.67	203.32	1,016.60	43.35	
ROHAUL40LH	40YD RO DAILY LONG HAUL	8.67	203.32	16,468.96	702.31	
ROHAUL30	30YD ROLL OFF-HAUL	8.67	203.32	406.64	17.34	
ROHAUL40	40YD ROLL OFF-HAUL	8.67	203.32	1,173.30	50.03	
ROHAUL20DSH	20YD RO DAILY SHORT HAUL	5.27	123.47	27,998.25	1,193.97	
RORENT20D	20YD ROLL OFF-DAILY RENT	0.27	6.26	1,692.37	72.17	
RORENT30D	30YD ROLL OFF-DAILY RENT	0.27	6.26	(12.10)	(0.52)	
RORENT20M	20YD ROLL OFF-MNTHLY RENT	7.97	186.99	9,932.73	423.58	
CPHAUL35	35YD COMPACTOR-HAUL	7.88	184.78	746.87	31.85	
CPHAUL1	1-OAK HARBOR	5.73	134.33	1,880.60	80.20	
CPHAUL2	2-OAK HARBOR	5.73	134.33	1,498.92	63.92	
CPHAUL3	3-OAK HARBOR	5.73	134.33	1,033.68	44.08	
CPHAUL35	35YD COMPACTOR-HAUL	7.88	184.78	51,368.79	2,190.59	
CPHAUL4	4-OAK HARBOR	5.73	134.33	537.31	22.91	
CPHAUL5	5-BAYVIEW	6.39	149.89	2,982.28	127.18	
CPHAUL6	6-BAYVIEW	6.39	149.89	4,047.09	172.59	
CPHAUL7	7-BAYVIEW	6.39	149.89	4,796.55	204.55	
CPHAUL8	8-BAYVIEW	6.39	149.89	5,695.90	242.90	
RORENT10M	10YD ROLL OFF MTHLY RENT	6.16	144.41	3,899.02	166.27	
RORENT10D	10YD ROLL OFF DAILY RENT	0.27	6.26	4,131.40	176.18	
RORENT20D	20YD ROLL OFF-DAILY RENT	0.27	6.26	49,905.86	2,128.21	
RORENT20M	20YD ROLL OFF-MNTHLY RENT	6.16	144.41	59,527.46	2,538.51	
RORENT30D	30YD ROLL OFF-DAILY RENT	0.27	6.26	8,883.50	378.83	
RORENT30M	30YD ROLL OFF-MNTHLY RENT	6.51	152.73	2,158.74	92.06	
RORENT40M	40YD ROLL OFF-MNTHLY RENT	6.51	152.73	10,385.86	442.90	
RORENT40D	40YD ROLL OFF-DAILY RENT	0.27	6.26	10,674.14	455.19	
RORENT10D	10YD ROLL OFF DAILY RENT	0.27	6.26	46.65	1.99	
RORENT10M	10YD ROLL OFF MTHLY RENT	7.97	186.99	186.34	7.95	
RORENT20D	20YD ROLL OFF-DAILY RENT	0.27	6.26	769.30	32.81	
RORENT20M	20YD ROLL OFF-MNTHLY RENT	7.97	186.99	5,950.30	253.75	
RORENT30D	30YD ROLL OFF-DAILY RENT	0.27	6.26	588.42	25.09	
RORENT30M	30YD ROLL OFF-MNTHLY RENT	7.97	186.99	111.91	4.77	
RORENT40D	40YD ROLL OFF-DAILY RENT	0.27	6.26	5,293.27	225.73	
RORENT40M	40YD ROLL OFF-MNTHLY RENT	7.97	186.99	5,134.94	218.98	
ROWAIT	TIME/STANDBY CHARGE	6.17	144.67	495.53	21.13	
CDEL	CONTAINER DELIVERY CHARGE	4.86	114.06	41,255.94	1,759.34	
CDEL	CONTAINER DELIVERY CHARGE	4.86	114.06	2,395.35	102.15	
CDEL	CONTAINER DELIVERY CHARGE	3.35	78.47	1,151.74	49.12	
OW-RO	OVERFILL/OVERWEIGHT BOX	1.17	27.47	54.94	2.34	
OFOWR	OVERFILL/OVERWEIGHT CHG	1.17	27.47	796.67	33.97	
SP		0	5.27	123.47	1,526.15	65.08
SP	SPECIAL PICKUP	0.33	7.78	133.95	5.71	

TOTAL ROLL OFF GARBAGE \$ 593,450.88 \$ 25,307.37

PASSTHROUGH DISPOSAL	PASSTHROUGH DISPOSAL
DISP	Disposal Fee Per Ton
DISPCOMPACTEDMSW	DUMP FEE - COMPR/GROCERY
APPLIANCE	APPLIANCE REMOVAL - RES
TIRE-RO	TIRE FEE - RO
DISPHTH	DUMP FEE - HARD TO HANDLE
SCALEFEE	SCALE FEE
DISP	Disposal Fee Per Ton
DISPCOMPACTEDMSW	DUMP FEE - COMPR/GROCERY
SCALEFEE	SCALE FEE
DISP	Disposal Fee Per Ton
SCALEFEE	SCALE FEE

TOTAL PASSTHROUGH DISPOSAL

Service Charges	Service Charges		
FINCHG	LATE FEE	1.00	-
NSF FEES	RETURNED CHECK FEE	10.50	5,292.00
WO	SMALL BALANCE WRITE OFF	-	-

TOTAL SERVICE CHARGES \$ 5,292.00

TOTAL REVENUE \$ 4,531,813.57

Island Disposal, Inc. G-154
 Regulated Price Out
 January 1, 2019 - December 31, 2019

Service Code	Service Code Description	Reg Price Out	Beginning Revenue	Increase	Ending Revenue	% Increase
		Residential	\$ 2,716,797.11	\$ 161,302.59	\$ 2,878,099.70	5.9%
		Commercial	\$ 1,009,185.17	\$ 45,785.82	\$ 1,054,970.99	4.5%
<u>RESIDENTIAL SERVICES</u>	<u>RESIDENTIAL SERVICES</u>	RO	\$ 568,143.51	\$ 25,307.37	\$ 593,450.88	4.5%
RESIDENTIAL GARBAGE	RESIDENTIAL GARBAGE	PT	\$ 620,569.16	0	-	0.0%

Line No.	(a)	(b)	(c)	(b) + (c)	(e)	(d) + (e)
				Historical		Revenue Change
1	Operating Revenue	4,925,869	228,684	5,154,553	5,511	5,160,065
2	Operating Expenses	4,720,303		4,720,303	5,511	4,725,814
3	Operating Income	205,566		434,251		\$434,251
4						
5	Interest Expense	32,257		32,257		32,257
6	Income Tax Expense	30,078	54,340	84,419		84,419
7						
8	Net Income	143,231		317,575		317,575
9						
10	Operating Ratio	95.83%		91.58%		91.58%
11						
12	Revenue Requirement					
13	Historical Revenue	4,925,869		Revenue Increase before taxes		228,684
14	Rate Increase	234,195		Rev Sensitive Taxes		5,511
15	Revenue Requirement	5,160,065		Rate Increase		234,195
16		Percent Increase		4.75%		
17						
18	Capitl Structure Financing Investment					
19	<u>Type</u>	<u>Percent</u>	<u>Amount</u>	<u>Cost of Capital</u>	<u>Weighted</u>	<u>Amount</u>
20	Equity	58.98%	1,370,492	23.17%	13.67%	317,575
21	Debt	41.02%	953,087	3.38%	1.39%	32,257
22	Total	100.00%	2,323,579		15.06%	349,832
23						
24						
25	<u>Operating Statistics</u>		<u>Before</u>	<u>After</u>		
26			<u>Income Tax</u>	<u>Income Tax</u>		
27	Return on Investment		18.69%	15.06%		
28	Return on Equity		29.33%	23.17%		
29	Operating Ratio		91.58%	91.58%		
30	Profit Margin		8.42%	8.42%		
31	Final turnover		2.22	2.22		
32	Tax Rate		21.00%	21.00%		
33						
34						
35	<u>Revenue Sensitive Taxes Charges</u>					
36			<u>Rate</u>	<u>Taxes</u>		
37	B & O Tax		1.500%	3,836		
38	WUTC Fee		0.510%	1,304		
39	City Tax		0.000%	-		
40	Bad Debts		0.145%	371		
41	Revenue Sensitive		2.155%	5,511		
42						
43	Conversion Factor		89.43%			

Increase %'s	
Garbage	4.5%

	Current Tariff Rates	Rate Increase	Proposed New Rates 3/1/2020
--	----------------------	---------------	-----------------------------

Item 50, Pg. 14

Returned check	\$ 10.50	\$ 0.47	\$ 10.97
----------------	----------	---------	----------

Item 51, Pg. 15

Restart fee	\$ 10.50	\$ 0.47	\$ 10.97
-------------	----------	---------	----------

Item 52, Pg. 15

Redelivery - Cart		\$ 22.54	New Rate - from Murrey's TG-180953
Redelivery - Container		\$ 42.63	New Rate - from Murrey's TG-180953

Item 55, Pg. 16

Over-sized/Over-weight	\$ 4.14	\$ 0.18	\$ 4.32
------------------------	---------	---------	---------

Item 60, Pg. 16

Overtime			
Charge per hour	\$ 50.00	\$ 2.23	\$ 52.23
Minimum	\$ 50.00	\$ 2.23	\$ 52.23

Item 70, Pg. 17

Return Trips			
Can, unit, mini-can, micro mini-can	\$ 5.25	\$ 0.23	\$ 5.48
Drop Box	\$ 80.00	\$ 3.56	\$ 83.56
Container	\$ 15.75	\$ 0.70	\$ 16.45
Cart - All Sizes		\$	\$ 5.48 (N)

Item 80, Pg. 19

Carry-Out			
Residential			
5-25 feet	\$ 2.31	\$ 0.10	\$ 0.56 Updated to per Pick Up
Additional 25 feet			\$ 0.56 (N)
Commercial			
5-25 feet	\$ 0.54	\$ 0.02	\$ 0.56
Drive-In			
Residential			
Residential 125 feet to 250 feet	\$ 4.56	\$ 0.20	\$ 1.10 Needs to be converted to per pick up, divide by 4.33
Residential 250 feet to 1/10 mile	\$ 4.93	\$ 0.22	\$ 1.19 Needs to be converted to per pick up, divide by 4.33
for ea. 1/10 mile over 1/10 mile	\$ 1.05	\$ 0.05	\$ 0.25 Needs to be converted to per pick up, divide by 4.33
Commercial			
Commercial 125 feet to 250 feet	\$ 1.36	\$ 0.06	\$ 1.42
Commercial 250 feet to 1/10 mile	\$ 1.47	\$ 0.07	\$ 1.54
for ea. 1/10 mile over 1/10 mile	\$ 0.31	\$ 0.01	\$ 0.32

Item 90, Pg. 20

Special Services			
Residential			
Stairs (each step up or down)	\$ 0.14	\$ 0.01	\$ 0.15
Commercial			
Stairs (each step up or down)	\$ 0.14	\$ 0.01	\$ 0.15

Item 100, Pg. 21

Weekly Service			
Mini can	\$ 13.75	\$ 0.61	\$ 14.36
One can	\$ 17.35	\$ 0.77	\$ 18.12
Two cans	\$ 25.12	\$ 1.12	\$ 26.24
Three cans	\$ 36.29	\$ 1.62	\$ 37.91
Four cans	\$ 44.98	\$ 2.00	\$ 46.98
Five cans	\$ 57.18	\$ 2.55	\$ 59.73
Six cans	\$ 68.83	\$ 3.07	\$ 71.90
35 gallon cart	\$ 17.83	\$ 0.79	\$ 18.62
64 gallon cart	\$ 25.66	\$ 1.14	\$ 26.80
96 gallon cart	\$ 36.88	\$ 1.64	\$ 38.52

	Current Tariff Rates	Rate Increase	Proposed New Rates 3/1/2020
--	----------------------	---------------	-----------------------------

EOW Service

One Can	\$ 13.38	\$ 0.60	\$ 13.98
35 gallon cart	\$ 13.86	\$ 0.62	\$ 14.48
65 gallon cart	\$ 20.80	\$ 0.93	\$ 21.73
95 gallon cart	\$ 31.33	\$ 1.40	\$ 32.73

Monthly Service

One can	\$ 7.20	\$ 0.32	\$ 7.52
35 gallon cart	\$ 7.68	\$ 0.34	\$ 8.02
65 gallon cart	\$ 11.53	\$ 0.51	\$ 12.04
95 gallon cart	\$ 17.37	\$ 0.77	\$ 18.14

Item 100, Pg. 22

Extras

32 gallon can or unit	\$ 3.77	\$ 0.17	\$ 3.94
Mini Can	\$ 3.77	\$ 0.17	\$ 3.94

On Call

Can/unit (ea.)	\$ 7.55	\$ 0.34	\$ 7.89
35 gallon cart	\$ 7.55	\$ 0.34	\$ 7.89
64 gallon cart	\$ 11.33	\$ 0.50	\$ 11.83
96 gallon	\$ 17.06	\$ 0.76	\$ 17.82

Item 105, Pg. 24

Multi-family Service - First Pick Up

32 gallon can or unit	\$ 3.36	\$ 0.15	\$ 3.51
35 gallon cart	\$ 3.47	\$ 0.15	\$ 3.62
64 gallon cart	\$ 5.21	\$ 0.23	\$ 5.44
95 gallon cart	\$ 7.85	\$ 0.35	\$ 8.20

Multi-family Service - Additional Pick Up

32 gallon can or unit	\$ 3.36	\$ 0.15	\$ 3.51
35 gallon cart	\$ 3.47	\$ 0.15	\$ 3.62
64 gallon cart	\$ 5.21	\$ 0.23	\$ 5.44
95 gallon cart	\$ 7.85	\$ 0.35	\$ 8.20

Item 120, Pg. 28

Drums

Regular Route Service	\$ 11.65	Removing
Special Pickup	\$ 17.36	Removing

Item 130, Pg. 28

Customer Owned - Litter Receptacles & Toters

30 gallon (per pick up)	\$ 3.51	Removing
30 gallon (minimum per month)	\$ 22.87	Removing

Item 150, Pg. 28

Loose and Bulky Material

Bulky

Rate per yard (1-4 cubic yards)	\$ 18.48	\$ 0.82	\$ 19.30
Additional cubic yards	\$ 18.48	\$ 0.82	\$ 19.30
Minimum charge/pickup	\$ 18.48	\$ 0.82	\$ 19.30
Carry charge (per ea. 5 feet over 8 feet)	\$ 3.05	\$ 0.14	\$ 3.19

Loose (company loads)

Rate per yard (1-4 cubic yards)	\$ 18.48	\$ 0.82	\$ 19.30
Additional cubic yards	\$ 18.48	\$ 0.82	\$ 19.30
Minimum charge/pickup	\$ 18.48	\$ 0.82	\$ 19.30
Carry charge (per ea. 5 feet over 8 feet)	\$ 3.05	\$ 0.14	\$ 3.19

Loose (customer loads)

Rate per yard (1-4 cubic yards)	\$ 18.48	Removing
Additional cubic yards	\$ 18.48	Removing
Minimum charge/pickup	\$ 18.48	Removing
Carry charge (per ea. 5 feet over 8 feet)	\$ 3.05	Removing

Increase %'s	
Garbage	4.5%

Current Tariff Rates	Rate Increase	Proposed New Rates 3/1/2020
----------------------	---------------	-----------------------------

Item 160, Pg. 29

Time Rates

Single rear drive axle

Truck and Driver

Non-packer truck	\$ 93.00	\$ 4.14	\$ 97.14
Packer truck	\$ 118.60	\$ 5.28	\$ 123.88
Ea. Extra Person	\$ 68.50	\$ 3.05	\$ 71.55

Minimum

Non-packer truck	\$ 93.00	\$ 4.14	\$ 97.14
Packer truck	\$ 118.60	\$ 5.28	\$ 123.88

Tandem Rear Drive Axle

Truck and Driver

Non-packer truck	\$ 120.00	\$ 5.35	\$ 125.35
Trailer	\$ 38.00	\$ 1.69	\$ 39.69
Drop-box truck	\$ 138.50	\$ 6.17	\$ 144.67
Extra person	\$ 68.50	\$ 3.05	\$ 71.55

Minimum

Non-packer truck	\$ 120.00	\$ 5.35	\$ 125.35
Trailer	\$ 38.00	\$ 1.69	\$ 39.69
Drop-box truck	\$ 138.50	\$ 6.17	\$ 144.67

Item 205, Pg. 31

Roll-Out (Container)

5-25 feet	\$ 5.78	\$ 0.26	\$ 1.39	Converted to per pick-up.
Each Additional 5 feet		\$	0.28	(N)

Roll-Out (Automated Cart or Toters)

5-25 feet	\$ 0.54	\$ 0.02	\$ 0.56	
Each Additional 5 feet		\$	0.11	(N)

Item 207, Pg. 32

Overfilled or Overweight

Drop Box	\$ 26.30	\$ 1.17	\$ 27.47
Compator	\$ 26.30	\$ 1.17	\$ 27.47

Item 210, Pg. 33

Washing/Sanitizing Containers, Drop Boxes

Up to 8 Yards	\$ 29.00	\$ 1.29	\$ 30.29
Over 8 Yards	\$ 78.70	\$ 3.51	\$ 82.21

Pick up & Redelivery Charge (Container or Drop Box)

Up to 8 Yards	\$ 27.40	\$ 1.22	\$ 28.62
Over 8 Yards	\$ 109.20	\$ 4.86	\$ 114.06

Item 230, Pg. 34

Disposal Fees

MSW Loose (per ton)	\$ 115.00	\$	\$ 115.00
MSW Compacted (per ton)	\$ 109.00	\$	\$ 109.00
Demo, Wood Waste	\$ 136.00	\$	\$ 136.00
Appliances	\$ 22.50	\$	\$ 22.50
Tires	\$ 7.50	\$	\$ 7.50
Yard/Garden Debris	\$ 80.00	\$	\$ 80.00
Oversized, Hard to Handle	\$ 170.00	\$	\$ 170.00
Per Vehicle Charge	\$ 7.24	\$	\$ 7.24

Item 240, Pg. 35

Permanent Service

Monthly Rent

1 yard	\$ 14.03	\$ 0.62	\$ 14.65	(N)
1.5 yard	\$ 14.26	\$ 0.64	\$ 14.90	(N)
2 yard	\$ 17.76	\$ 0.79	\$ 18.55	(N)

First Pickup

1 yard	\$ 33.62	\$ 1.50	\$ 35.12	Remove, Adding Rent, Pickup rates will be the same.
1.5 yard	\$ 43.35	\$ 1.93	\$ 45.28	Remove, Adding Rent, Pickup rates will be the same.
2 yard	\$ 55.90	\$ 2.49	\$ 58.39	Remove, Adding Rent, Pickup rates will be the same.

	Current Tariff Rates	Rate Increase	Proposed New Rates 3/1/2020
--	----------------------	---------------	-----------------------------

Each Additional Pickup

1 yard	\$ 19.59	\$ 0.87	\$ 20.46
1.5 yard	\$ 29.09	\$ 1.30	\$ 30.39
2 yard	\$ 38.14	\$ 1.70	\$ 39.84

Temporary Service

Initial Delivery

1 yard	\$ 27.38	\$ 1.22	\$ 28.60
1.5 yard	\$ 27.38	\$ 1.22	\$ 28.60
2 yard	\$ 27.38	\$ 1.22	\$ 28.60

Pickup Rate

1 yard	\$ 22.59	\$ 1.01	\$ 23.60
1.5 yard	\$ 32.09	\$ 1.43	\$ 33.52
2 yard	\$ 42.14	\$ 1.88	\$ 44.02

Monthly Rent

1 yard		\$ 14.65 (N)
1.5 yard		\$ 14.90 (N)
2 yard		\$ 18.55 (N)

Daily Rent

1 yard		\$ 0.49 (N)
1.5 yard		\$ 0.50 (N)
2 yard		\$ 0.62 (N)

Item 240, Pg. 35A

Containers Exceeding Indicated Weight Limits

Permanent Service

First Pickup

1 yard	\$ 50.52	Removing
1.5 yard	\$ 68.68	Removing
2 yard	\$ 90.50	Removing

Each Additional Pickup

1 yard	\$ 36.49	Removing
1.5 yard	\$ 54.42	Removing
2 yard	\$ 72.74	Removing

Item 245, Pg. 36

Container Services

Permanent Services

32 gallon can	\$ 3.36	\$ 0.15	\$ 3.51	
35 gallon cart	\$ 3.47	\$ 0.15	\$ 3.62	
65 gallon cart	\$ 5.21	\$ 0.23	\$ 5.44	
95 gallon cart	\$ 7.85	\$ 0.35	\$ 8.20	
1 yard	\$ 19.59	\$ 0.87	\$ 20.46	Cust Owned - Parks
1.5 yard	\$ 29.09	\$ 1.30	\$ 30.39	Cust Owned - Parks
2 yard	\$ 38.14	\$ 1.70	\$ 39.84	Cust Owned - Parks

Minimum

32 gallon can	\$ 23.87	\$ 15.20	Forced these to be 4.33 times the per pickup.
35 gallon cart	\$ 17.83	\$ 15.67	
65 gallon cart	\$ 25.66	\$ 23.56	
95 gallon cart	\$ 36.88	\$ 35.51	

Special Pickup

32 gallon can	\$ 7.55	\$ 0.34	\$ 7.89
35 gallon cart	\$ 7.47	\$ 0.33	\$ 7.80
65 gallon cart	\$ 9.21	\$ 0.41	\$ 9.62
95 gallon cart	\$ 11.85	\$ 0.53	\$ 12.38

Additional Unit

32 gallon can/unit (additional units)	\$ 3.36	\$ 0.15	\$ 3.51
---------------------------------------	---------	---------	---------

Flat Monthly Charge (Multiple Units)

Occasional Units (32 Gal equivalent)	\$ 3.77	\$ 0.17	\$ 3.94
--------------------------------------	---------	---------	---------

Increase %'s	
Garbage	4.5%

Current Tariff Rates	Rate Increase	Proposed New Rates 3/1/2020
----------------------	---------------	-----------------------------

Item 260, Pg. 40

Permanent Service - Non-Compacted Material

Monthly Rent (Short Trip)

10-20 Yard	\$ 138.25	\$ 6.16	\$ 144.41
30 yard	\$ 146.22	\$ 6.51	\$ 152.73
40 yard	\$ 146.22	\$ 6.51	\$ 152.73

First Pickup (Short Trip)

10-20 Yard	\$ 118.20	\$ 5.27	\$ 123.47
30 yard	\$ 150.00	\$ 6.68	\$ 156.68
40 yard	\$ 150.00	\$ 6.68	\$ 156.68

Each Additional Pickup (Short Trip)

10-20 Yard	\$ 118.20	\$ 5.27	\$ 123.47
30 yard	\$ 150.00	\$ 6.68	\$ 156.68
40 yard	\$ 150.00	\$ 6.68	\$ 156.68

Monthly Rent (Long Trip)

10-20 Yard	\$ 138.25	\$ 6.16	\$ 144.41
30 yard	\$ 146.22	\$ 6.51	\$ 152.73
40 yard	\$ 146.22	\$ 6.51	\$ 152.73

First Pickup (Long Trip)

10-20 Yard	\$ 162.20	\$ 7.23	\$ 169.43
30 yard	\$ 194.65	\$ 8.67	\$ 203.32
40 yard	\$ 194.65	\$ 8.67	\$ 203.32

Each Additional Pickup (Long Trip)

10-20 Yard	\$ 162.20	\$ 7.23	\$ 169.43
30 yard	\$ 194.65	\$ 8.67	\$ 203.32
40 yard	\$ 194.65	\$ 8.67	\$ 203.32

Temporary Service

Initial Delivery (Short Trip)

10-20 Yard	\$ 109.20	\$ 4.86	\$ 114.06
30 yard	\$ 109.20	\$ 4.86	\$ 114.06
40 yard	\$ 109.20	\$ 4.86	\$ 114.06

Pickup Rate (Short Trip)

10-20 Yard	\$ 118.20	\$ 5.27	\$ 123.47
30 yard	\$ 150.00	\$ 6.68	\$ 156.68
40 yard	\$ 150.00	\$ 6.68	\$ 156.68

Initial Delivery (Long Trip)

10-20 Yard	\$ 109.20	\$ 4.86	\$ 114.06
30 yard	\$ 109.20	\$ 4.86	\$ 114.06
40 yard	\$ 109.20	\$ 4.86	\$ 114.06

Pickup Rate (Long Trip)

10-20 Yard	\$ 162.20	\$ 7.23	\$ 169.43
30 yard	\$ 194.65	\$ 8.67	\$ 203.32
40 yard	\$ 194.65	\$ 8.67	\$ 203.32

Rent Per Calendar Day

10-20 Yard	\$ 5.99	\$ 0.27	\$ 6.26
30 yard	\$ 5.99	\$ 0.27	\$ 6.26
40 yard	\$ 5.99	\$ 0.27	\$ 6.26

Rent Per Month

10-20 Yard	\$ 179.02	\$ 7.97	\$ 186.99
30 yard	\$ 179.02	\$ 7.97	\$ 186.99
40 yard	\$ 179.02	\$ 7.97	\$ 186.99

Mileage

Excess miles per (per mile >10 miles)	\$ 5.35	\$ 0.24	\$ 5.59
---------------------------------------	---------	---------	---------

Accessorial charges		\$	1.09 New
---------------------	--	----	----------

Increase %'s	
Garbage	4.5%

Current Tariff Rates	Rate Increase	Proposed New Rates 3/1/2020
----------------------	---------------	-----------------------------

Item 270, Pg. 41

Permanent Service - Compacted Material (Customer Owned)

Monthly Rent

35 Yard \$ 205.50 \$ 9.15 \$ 214.65

First Pickup

35 Yard \$ 176.90 \$ 7.88 \$ 184.78

Each Additional Pickup

35 Yard \$ 176.90 \$ 7.88 \$ 184.78

Mileage

Excess miles per (per mile >10 miles) \$ 5.35 \$ 0.24 \$ 5.59

Connect/Disconnect

Connect/Disconnect Fee \$ 7.50 \$ 0.33 \$ 7.83

Item 275, Pg. 42

Permanent Service - Compacted Material (Company Owned)

Pickups

25 yard \$ 128.60 \$ 5.73 \$ 134.33

30 yard \$ 143.50 \$ 6.39 \$ 149.89

35 yard \$ 176.90 \$ 7.88 \$ 184.78

Special Pickups

25 yard \$ 128.60 \$ 5.73 \$ 134.33

30 yard \$ 143.50 \$ 6.39 \$ 149.89

35 yard \$ 176.90 \$ 7.88 \$ 184.78

Mileage

Excess miles per (per mile >5 miles) \$ 5.35 \$ 0.24 \$ 5.59

Connect/Disconnect

Connect/Disconnect Fee \$ 7.50 \$ 0.33 \$ 7.83

Island Disposal - Depreciation & Average Investment							
Equipment	Cost	Salvage	Depr	Test Year	Beginning Accum Depr	Ending Accum Depr	Average Investment
			Cost	Depr	1/1/2019	12/31/2019	12/31/2019
Trucks							
Rear Load Trucks	1,729,636	-	1,729,636	145,845	1,112,880	1,233,029	496,607
ASL Trucks	1,042,955	-	1,042,955	104,396	34,368	138,764	904,191
Roll-off	548,175	-	548,175	46,266	247,253	293,519	254,656
Long Haul	125,536	-	125,536	16,637	44,242	60,878	64,658
Total Trucks	3,446,301	-	3,446,301	313,144	1,438,743	1,726,190	1,720,111
Containers							
Commercial Garbage	332,518	-	332,518	20,535	164,310	184,845	147,673
Drop Boxes	482,732	-	482,732	24,460	286,765	311,226	171,507
Regulated Garbage Carts	175,958	-	175,958	25,137	-	25,137	150,821
Shared Carts	104,283	-	104,283	14,898	-	14,898	89,386
Non-Reg	280,004	-	280,004	23,002	226,988	249,990	30,014
Total Cont, Carts, Totes	1,375,495	-	1,375,495	108,032	678,063	786,095	589,400
Service Equipment	123,818	-	123,818	25,489	11,076	34,273	89,545
Shop Equipment	237,011	-	237,011	25,665	77,449	103,113	133,897
Non-Regulated	105,958	-	105,958	29,644	17,027	46,671	59,288
Office Equipment	15,911	-	15,911	375	14,905	15,280	631
Building	207,800	-	207,800	9,219	168,510	177,729	30,071
Total Equipment	690,497	-	690,497	90,391	288,966	377,066	313,432
Land	355,000						355,000
TOTAL	5,867,293	-	5,512,293	511,567	2,405,772	2,889,350	2,977,942

Island Disposal - Depreciated								
Equipment	Depreciation Expense Allocation				Average Investment Allocation			
	Regulated (UTC)	Non-Regulated	Allocator		Regulated (UTC)	Non-Regulated	Allocator	
Trucks								
Rear Load Trucks	124,518	21,327	Actual Routes	-	454,258	42,349	Actual Routes	
ASL Trucks	79,659	24,736	Actual Routes	-	692,175	212,016	Actual Routes	
Roll-off	42,102	4,164	Actual Routes	-	231,737	22,919	Actual Routes	
Long Haul		16,637	Actual	-		64,658	Actual	
Total Trucks	246,280	66,864		-	1,378,169	341,942	Actual	
Containers								
Commercial Garbage	14,275.47	6,259.82	Comm Cust	-	102,657.17	45,015.39	Comm Cust	
Drop Boxes	23,206.07	1,254.29	RO Cust	-	162,712.09	8,794.60	RO Cust	
Regulated Garbage Carts	25,137		Actual	-	150,821		Actual	
Shared Carts	8,027	6,870	Total Carts	-	48,163	41,222	Total Carts	
Non-Reg	-	23,002	Actual	-	-	30,014	Actual	
Total Cont, Carts, Totes	70,646	37,386		-	464,353	125,046		
Service Equipment	21,156	4,334	Route Hours	-	74,321	15,224	Route Hours	
Shop Equipment	20,476	5,189	RH HR LH	-	106,826	27,071	RH HR LH	
Non-Regulated	-	29,644	Actual	-	-	59,288	Actual	
Office Equipment	307	68	Billed Cust	-	517	114	Billed Cust	
Building	7,168	2,051	Labor Hours	-	23,380	6,691	Labor Hours/Billed Cust	
Total Equipment	49,106	41,285	Labor Hours	-	205,044	108,388	Labor Hours	
Land	-	-	Labor Hours	-	276,013	78,987	Labor Hours/Billed Cust	
TOTAL	366,032	145,535		-	2,323,579	654,363		

Note: Data below is from payroll registers. Links have been broken to the source file to maintain data integrity. Source documents are available upon request.

District #	EE #	Name	Job	Total Proforma Pay	GL Coding	Pro-Forma Raise Adjust	Normalizing Wage Adjustments
<p style="color: blue; margin-left: 20px;">TOTAL Residential/Comm Garbage Drivers</p> <p style="color: blue; margin-left: 20px;">TOTAL Roll Off Driver</p> <p style="color: blue; margin-left: 20px;">TOTAL Residential/Commercial Recycling</p> <p style="color: blue; margin-left: 20px;">TOTAL Commercial Recycling</p> <p style="color: blue; margin-left: 20px;">TOTAL Commercial Garbage</p> <p style="color: blue; margin-left: 20px;">TOTAL Long Haul</p> <p style="color: blue; margin-left: 20px;">TOTAL Delivery Drivers</p> <p style="color: blue; margin-left: 20px;">TOTAL MRF</p> <p style="color: blue; margin-left: 20px;">TOTAL DRIVERS</p> <p style="color: blue; margin-left: 20px;">TOTAL MECHANICS</p>							

Note: Data below is from payroll registers. Links have been broken to the source file to maintain data integrity. Source documents are available upon request.

District #	EE #	Name	Job	Total Proforma Pay	GL Coding	Pro-Forma Raise Adjust	Normalizing Wage Adjustments
TOTAL G&A							
TOTAL SUPERVISOR							
GRAND TOTALS							

Note: Data below is from payroll registers. Links have been broken to the source file to maintain data integrity. Source documents are available upon request.

District #	EE #	Name	Job	Total Proforma Pay	GL Coding	Pro-Forma Raise Adjust	Normalizing Wage Adjustments
immaterial							


Island Disposal
Volume Breakout - UTC vs. Non-UTC

UTC													
	January	February	March	April	May	June	July	August	September	October	November	December	Total
ROUTE A	180.00	142.84	169.24	192.57	193.42	174.51	213.89	204.09	197.37	197.31	177.66	159.26	2,202.16
ROUTE B	160.21	117.68	142.93	151.29	167.04	133.01	184.74	159.07	151.78	153.61	142.88	168.79	1,833.03
ROUTE C	127.51	101.83	109.40	119.21	132.10	122.68	138.58	138.16	118.54	128.95	117.78	100.46	1,455.20
ROUTE D	153.70	119.42	136.40	169.91	166.16	152.66	192.89	182.41	169.65	158.73	144.16	142.25	1,888.34
ROUTE E	59.44	53.70	58.08	60.77	69.72	58.13	64.48	83.13	53.20	61.89	52.35	94.79	769.68
ROUTE F	110.89	82.23	92.16	94.89	113.58	102.66	125.08	122.85	104.70	114.02	129.26	129.78	1,322.10
ROUTE G	-	-	-	-	-	-	-	-	-	-	-	-	-
ROUTE H	27.97	27.45	33.15	28.65	38.43	27.19	27.29	34.76	31.19	28.02	34.16	-	338.26
ROUTE I	133.14	105.54	128.66	141.18	153.00	133.14	166.97	166.68	153.36	144.80	139.09	140.38	1,705.93
	952.85	750.70	870.02	958.47	1,033.46	903.98	1,113.92	1,091.15	979.78	987.33	937.34	935.71	11,514.71
													95.8%

Non-UTC													
	January	February	March	April	May	June	July	August	September	October	November	December	Total
ROUTE A	-	-	-	-	-	-	-	-	-	-	-	-	-
ROUTE B	-	-	-	-	-	-	-	-	-	-	-	-	-
ROUTE C	5.29	4.57	4.85	7.10	6.13	6.62	8.22	7.04	7.67	5.10	-	-	62.59
ROUTE D	-	-	-	-	-	-	-	-	-	-	-	-	-
ROUTE E	-	-	-	-	5.38	-	8.13	5.77	-	-	-	-	19.28
ROUTE F	18.13	18.88	16.75	22.10	21.07	24.54	33.02	15.54	28.06	26.07	-	-	224.16
ROUTE G	-	-	-	-	-	-	-	-	-	-	-	-	-
ROUTE H	-	-	-	-	-	-	-	-	-	-	-	-	-
ROUTE I	14.17	12.12	16.29	21.32	18.43	16.34	22.02	20.62	24.43	13.80	9.04	6.87	195.46
	37.60	35.56	37.89	50.52	51.00	47.50	71.39	48.97	60.17	44.97	9.04	6.87	501.48
													4.2%


Total													
	January	February	March	April	May	June	July	August	September	October	November	December	Total
ROUTE A	180.00	142.84	169.24	192.57	193.42	174.51	213.89	204.09	197.37	197.31	177.66	159.26	2,202.16
ROUTE B	160.21	117.68	142.93	151.29	167.04	133.01	184.74	159.07	151.78	153.61	142.88	168.79	1,833.03
ROUTE C	132.80	106.40	114.25	126.31	138.23	129.30	146.80	145.20	126.21	134.05	117.78	100.46	1,517.79
ROUTE D	153.70	119.42	136.40	169.91	166.16	152.66	192.89	182.41	169.65	158.73	144.16	142.25	1,888.34
ROUTE E	59.44	53.70	58.08	60.77	75.10	58.13	72.61	88.90	53.20	61.89	52.35	94.79	788.96
ROUTE F	129.02	101.11	108.91	116.99	134.65	127.20	158.10	138.39	132.76	140.09	129.26	129.78	1,546.26
ROUTE G	-	-	-	-	-	-	-	-	-	-	-	-	-
ROUTE H	27.97	27.45	33.15	28.65	38.43	27.19	27.29	34.76	31.19	28.02	34.16	-	338.26
ROUTE I	147.31	117.66	144.95	162.50	171.43	149.48	188.99	187.30	177.79	158.60	148.13	147.25	1,901.39
	990.45	786.26	907.91	1,008.99	1,084.46	951.48	1,185.31	1,140.12	1,039.95	1,032.30	946.38	942.58	12,016.19


Note: The Division Vice President's home district for payroll purposes is 2180. During the year his regular compensation is coded to district 2180 and then allocated out to each of his districts based on the revenue below via Journal Entry. His other compensation is not allocated into each of his districts during the year therefore that must be done manually for this rate filing.





Confidential per WAC 480-07-160

Note: The Division Controller's home district for payroll purposes is 2111. During the year his regular compensation is coded to district 2111 and then allocated out to each of his districts based on the revenue below via Journal Entry. His other compensation is not allocated out to each of his districts during the year therefore that must be done manually for this rate filing.









(A)

(A) Immaterial variance

Journal Entry Query Tool

v4.6

NOTE: Ctrl+Shift+J to pull data

Date Range:

From: 2019-01

To: 2019-12

Other Criteria

Districts: 2144

Accs: 43001

System:

Subsystem:

Vendor Code:

Amount From:

Amount To:

Posting: All

Total of Entries: 101,246.26
 Num of Entries Shown: 94

*Post: P = Posted, U = Unposted, S = Staged, C=0 = I/C Unposted, -1 = Hanging out there.
 records limit: 1000

Full Account	Date	Amount USD	Amount CAD	Net Currency	Journal Control Num	Posted*	Journal Description	User	R/Type	Vendor Code	One Time Vendor	Further Description	Date Doc	Doc Desc	Doc Ctrl Num
43001-2144-000-99	1/31/2019	(106.68)	0.00	USD	JRNLW00385515	P	WRO B&O Tax Accrual	HelenaK	O/E IC			WRO B&O Tax Accrual 12/18			
43001-2144-000-99	1/31/2019	109.99	0.00	USD	JRNLW00386799	P	WRO B&O Tax Reclass	HelenaK	O/E IC			WRO B&O Tax Reclass			
43001-2144-000-00	1/31/2019	429.27	0.00	USD	JRNLW00387119	P	2019-01 Eo7c - 2144 Taxes	AdsmB	O/E STD			Sales tax on Rent			
43001-2144-000-00	1/31/2019	7,394.94	0.00	USD	JRNLW00387119	P	2019-01 Eo7c - 2144 Taxes	AdsmB	O/E STD			State B & O Tax			
43001-2144-000-00	1/31/2019	0.00	0.00	USD	JRNLW00387119	P	2019-01 Eo7c - 2144 Taxes	AdsmB	O/E STD			Langley City Tax			
43001-2144-000-00	1/31/2019	1,337.77	0.00	USD	JRNLW00387119	P	2019-01 Eo7c - 2144 Taxes	AdsmB	O/E STD			Refuse Tax True Up			
43001-2144-000-99	1/31/2019	108.03	0.00	USD	JRNLW00387129	P	WRO B&O Tax Accrual	Alexandrap	O/E IC			WRO B&O Tax Accrual 1/19			
43001-2144-000-99	2/28/2019	(108.03)	0.00	USD	JRNLW00387239	P	WRO B&O Tax Accrual	Alexandrap	O/E IC			WRO B&O Tax Accrual 1/19			
43001-2144-000-99	2/28/2019	107.99	0.00	USD	JRNLW00387860	P	WRO B&O Tax Reclass	Alexandrap	O/E IC			WRO B&O Tax Reclass			
43001-2144-000-00	2/28/2019	117.61	0.00	USD	JRNLW00388353	P	2019-02 Eo7c - 2144 Taxes	AdsmB	O/E STD			Sales tax on Rent			
43001-2144-000-00	2/28/2019	6,492.36	0.00	USD	JRNLW00388353	P	2019-02 Eo7c - 2144 Taxes	AdsmB	O/E STD			State B & O Tax			
43001-2144-000-00	2/28/2019	311.86	0.00	USD	JRNLW00388353	P	2019-02 Eo7c - 2144 Taxes	AdsmB	O/E STD			OH City Tax			
43001-2144-000-00	2/28/2019	275.64	0.00	USD	JRNLW00388353	P	2019-02 Eo7c - 2144 Taxes	AdsmB	O/E STD			Coupeville City Tax			
43001-2144-000-00	2/28/2019	30.22	0.00	USD	JRNLW00388353	P	2019-02 Eo7c - 2144 Taxes	AdsmB	O/E STD			Refuse Tax True Up			
43001-2144-000-99	2/28/2019	91.13	0.00	USD	JRNLW00388682	P	WRO B&O Tax Accrual	Alexandrap	O/E IC			WRO B&O Tax Accrual 2/19			
43001-2144-000-99	3/31/2019	(91.13)	0.00	USD	JRNLW00389752	P	WRO B&O Tax Accrual	Alexandrap	O/E IC			WRO B&O Tax Accrual 2/19			
43001-2144-000-99	3/31/2019	91.12	0.00	USD	JRNLW00389516	P	WRO B&O Tax Reclass	HelenaK	O/E IC			WRO B&O Tax Reclass			
43001-2144-000-00	3/31/2019	(98.60)	0.00	USD	JRNLW00389873	P	2019-03 Eo7c - 2144 Taxes	AdsmB	O/E STD			Sales tax on Rent			
43001-2144-000-00	3/31/2019	7,339.32	0.00	USD	JRNLW00389873	P	2019-03 Eo7c - 2144 Taxes	AdsmB	O/E STD			State B & O Tax			
43001-2144-000-00	3/31/2019	(30.61)	0.00	USD	JRNLW00389873	P	2019-03 Eo7c - 2144 Taxes	AdsmB	O/E STD			Langley City Tax			
43001-2144-000-00	3/31/2019	1,004.48	0.00	USD	JRNLW00389873	P	2019-03 Eo7c - 2144 Taxes	AdsmB	O/E STD			Refuse Tax True Up			
43001-2144-000-99	3/31/2019	108.36	0.00	USD	JRNLW00390173	P	WRO B&O Tax Accrual	HelenaK	O/E IC			WRO B&O Tax Accrual 3/19			
43001-2144-000-99	4/30/2019	(108.36)	0.00	USD	JRNLW00390194	P	WRO B&O Tax Accrual	HelenaK	O/E IC			WRO B&O Tax Accrual 3/19			
43001-2144-000-99	4/30/2019	105.31	0.00	USD	JRNLW00391286	P	WRO B&O Tax Reclass	LaurentI	O/E IC			WRO B&O Tax Reclass			
43001-2144-000-99	4/30/2019	127.56	0.00	USD	JRNLW00391463	P	WRO B&O Tax Accrual	HelenaK	O/E IC			WRO B&O Tax Accrual 4/19			
43001-2144-000-00	4/30/2019	932.16	0.00	USD	JRNLW00391487	P	2019-04 Eo7c - 2144 Taxes	afujura	O/E STD			Sales tax on Rent			
43001-2144-000-00	4/30/2019	7,591.58	0.00	USD	JRNLW00391487	P	2019-04 Eo7c - 2144 Taxes	afujura	O/E STD			OH City Tax			
43001-2144-000-00	4/30/2019	451.39	0.00	USD	JRNLW00391487	P	2019-04 Eo7c - 2144 Taxes	afujura	O/E STD			Langley City Tax			
43001-2144-000-00	4/30/2019	274.95	0.00	USD	JRNLW00391487	P	2019-04 Eo7c - 2144 Taxes	afujura	O/E STD			Refuse Tax True Up			
43001-2144-000-99	5/31/2019	(127.56)	0.00	USD	JRNLW00391522	P	WRO B&O Tax Accrual	HelenaK	O/E IC			WRO B&O Tax Accrual 4/19			
43001-2144-000-99	5/31/2019	127.52	0.00	USD	JRNLW00392734	P	WRO B&O Tax Reclass	Alexandrap	O/E IC			WRO B&O Tax Reclass			
43001-2144-000-00	5/31/2019	411.01	0.00	USD	JRNLW00392905	P	2019-05 Eo7c - 2144 Taxes	afujura	O/E STD			Sales tax on Rent			
43001-2144-000-00	5/31/2019	7,882.65	0.00	USD	JRNLW00392905	P	2019-05 Eo7c - 2144 Taxes	afujura	O/E STD			State B & O Tax			
43001-2144-000-00	5/31/2019	(391.90)	0.00	USD	JRNLW00392905	P	2019-05 Eo7c - 2144 Taxes	afujura	O/E STD			Coupeville City Tax			
43001-2144-000-00	5/31/2019	687.78	0.00	USD	JRNLW00392905	P	2019-05 Eo7c - 2144 Taxes	afujura	O/E STD			Refuse Tax True Up			
43001-2144-000-00	5/31/2019	(1,256.67)	0.00	USD	JRNLW00392971	P	Misc15 - Adjust Tax Accrual	afujura	O/E STD			True up ST due			
43001-2144-000-00	5/31/2019	271.95	0.00	USD	JRNLW00392971	P	Misc15 - Adjust Tax Accrual	afujura	O/E STD			Adjust Langley Tax Due			
43001-2144-000-99	5/31/2019	94.44	0.00	USD	JRNLW00392988	P	WRO B&O Tax Accrual	HeatherWe	O/E IC			WRO B&O Tax Accrual 5/19			
43001-2144-000-99	6/30/2019	(94.44)	0.00	USD	JRNLW00393069	P	WRO B&O Tax Accrual	HelenaK	O/E IC			WRO B&O Tax Accrual 5/19			
43001-2144-000-99	6/30/2019	94.41	0.00	USD	JRNLW00394166	P	WRO B&O Tax Reclass	LaurentI	O/E IC			WRO B&O Tax Reclass			
43001-2144-000-00	6/30/2019	(962.37)	0.00	USD	JRNLW00394284	P	2019-06 Eo7c - 2144 Taxes	afujura	O/E STD			Sales tax on Rent			
43001-2144-000-00	6/30/2019	7,584.10	0.00	USD	JRNLW00394284	P	2019-06 Eo7c - 2144 Taxes	afujura	O/E STD			State B & O Tax			
43001-2144-000-00	6/30/2019	376.55	0.00	USD	JRNLW00394284	P	2019-06 Eo7c - 2144 Taxes	afujura	O/E STD			OH City Tax			
43001-2144-000-00	6/30/2019	733.43	0.00	USD	JRNLW00394284	P	2019-06 Eo7c - 2144 Taxes	afujura	O/E STD			Langley City Tax			
43001-2144-000-00	6/30/2019	607.12	0.00	USD	JRNLW00394284	P	2019-06 Eo7c - 2144 Taxes	afujura	O/E STD			Refuse Tax True Up			
43001-2144-000-99	6/30/2019	176.76	0.00	USD	JRNLW00394424	P	WRO B&O Tax Accrual	HelenaK	O/E IC			WRO B&O Tax Accrual 6/19			
43001-2144-000-99	7/31/2019	(176.76)	0.00	USD	JRNLW00394529	P	WRO B&O Tax Accrual	HeatherH	O/E IC			WRO B&O Tax Accrual 6/19			
43001-2144-000-99	7/31/2019	175.71	0.00	USD	JRNLW00395646	P	WRO B&O Tax Reclass	HeatherH	O/E IC			WRO B&O Tax Reclass			
43001-2144-000-00	7/31/2019	165.76	0.00	USD	JRNLW00395713	P	2019-07 Eo7c - 2144 Taxes	afujura	O/E STD			Sales tax on Rent			
43001-2144-000-00	7/31/2019	7,999.44	0.00	USD	JRNLW00395713	P	2019-07 Eo7c - 2144 Taxes	afujura	O/E STD			State B & O Tax			
43001-2144-000-00	7/31/2019	(371.90)	0.00	USD	JRNLW00395713	P	2019-07 Eo7c - 2144 Taxes	afujura	O/E STD			Langley City Tax			
43001-2144-000-00	7/31/2019	783.30	0.00	USD	JRNLW00395713	P	2019-07 Eo7c - 2144 Taxes	afujura	O/E STD			Refuse Tax True Up			
43001-2144-000-99	7/31/2019	103.22	0.00	USD	JRNLW00395866	P	WRO B&O Tax Accrual	LaurentI	O/E IC			WRO B&O Tax Accrual 7/19			
43001-2144-000-99	8/31/2019	(103.22)	0.00	USD	JRNLW00395857	P	WRO B&O Tax Accrual	HeatherH	O/E IC			WRO B&O Tax Accrual 7/19			
43001-2144-000-99	8/31/2019	103.19	0.00	USD	JRNLW00397150	P	WRO B&O Tax Reclass	HelenaK	O/E IC			WRO B&O Tax Reclass			
43001-2144-000-00	8/31/2019	(166.25)	0.00	USD	JRNLW00397190	P	2019-08 Eo7c - 2144 Taxes	afujura	O/E STD			Sales tax on Rent			
43001-2144-000-00	8/31/2019	7,649.52	0.00	USD	JRNLW00397190	P	2019-08 Eo7c - 2144 Taxes	afujura	O/E STD			State B & O Tax			
43001-2144-000-00	8/31/2019	87.18	0.00	USD	JRNLW00397190	P	2019-08 Eo7c - 2144 Taxes	afujura	O/E STD			OH City Tax			
43001-2144-000-00	8/31/2019	172.80	0.00	USD	JRNLW00397190	P	2019-08 Eo7c - 2144 Taxes	afujura	O/E STD			Coupeville City Tax			
43001-2144-000-00	8/31/2019	(1,136.36)	0.00	USD	JRNLW00397190	P	2019-08 Eo7c - 2144 Taxes	afujura	O/E STD			Refuse Tax True Up			
43001-2144-000-99	8/31/2019	92.73	0.00	USD	JRNLW00397261	P	WRO B&O Tax Accrual	HelenaK	O/E IC			WRO B&O Tax Accrual 8/19			
43001-2144-000-99	9/30/2019	(92.73)	0.00	USD	JRNLW00397261	P	WRO B&O Tax Accrual	HelenaK	O/E IC			WRO B&O Tax Accrual 8/19			
43001-2144-000-99	9/30/2019	92.70	0.00	USD	JRNLW00398296	P	WRO B&O Tax Reclass	LaurentI	O/E IC			WRO B&O Tax Reclass			
43001-2144-000-99	9/30/2019	89.95	0.00	USD	JRNLW00398771	P	WRO B&O Tax Accrual	LaurentI	O/E IC			WRO B&O Tax Accrual 9/19			
43001-2144-000-00	9/30/2019	(144.42)	0.00	USD	JRNLW00398799	P	2019-09 Eo7c - 2144 Taxes	afujura	O/E STD			Sales tax on Rent			
43001-2144-000-00	9/30/2019	15,754.41	0.00	USD	JRNLW00398799	P	2019-09 Eo7c - 2144								

Journal Entry Query Tool
v.4.6

NOTE: Ctrl+Shift+J to pull data

Date Range:

From: 2019-01
To: 2019-12

Other Criteria

Districts: 2144
Accts: 43001
System:
Subsystem:
Vendor Code:
Amount From:
Amount To:
Posting: All

Total of Entries: 101,246.26 0.00 *psst: P = Posted, U = Unposted, S = Staged, C:0 = I/C Unposted, -1 = Hanging out there.
Num of Entries Shown: 94 *records limit: 10000

Full Account	Date	Amount USD	Amount CAD	Nat Currency	Journal Control Num	Pstcd*	Journal Description	User	R/Type	Vendor Code	One Time Vendor	Further Description	Date Doc	Doc Desc	Doc Ctrl Num
43001-2144-000-99	1/31/2019	(106.68)		0.00	USD	JRNLWA00385515	P	WRO B&O Tax Accrual	HelenaK	0JE IC		WRO B&O Tax Accrual 12/18			
B&O & Refuse tax on revenue															
Row Labels	Sum of Amount USD	Pasted Values			Regulated	Non-Regulated	Actual	Allocator							
Adjust Langley Tax Due	274.95	274.95	Regulated	274.95											
Coupeville City Tax	465.44	465.44	Non-reg			465.44	Actual								
Langley City Tax	675.33	675.33	Regulated	675.33			Actual								
Navy Tax ADJ - Reverse Accrual	-2601.33	(2,601.33)	Non-reg			(2,601.33)	Actual								
OH City Tax	3542.14	3,542.14		25		3,518	RO Cust								
Refuse Tax True Up	8649.57	8,649.57	Revenue	7,275.46		1,374.11	Revenue								
Sales tax on Rent	635.02	635.02		461.47		173.55	COMM Cust								
State S & O Tax	89425.52	89,425.52	Revenue	75,219.94		14,206.58	Revenue								
True up ST due	-1258.67	(1,258.67)	Revenue	(1,058.71)		(199.96)	Revenue								
WRO B&O Tax Accrual 1/19	0	-													
WRO B&O Tax Accrual 10/19	0	-													
WRO B&O Tax Accrual 11/19	0	-													
WRO B&O Tax Accrual 12/18	-106.68	(106.68)		(89.73)		(16.95)	Revenue								
WRO B&O Tax Accrual 12/19	102.84	102.84		86.50		16.34	Revenue								
WRO B&O Tax Accrual 2/19	0	-													
WRO B&O Tax Accrual 3/19	0	-													
WRO B&O Tax Accrual 4/19	0	-													
WRO B&O Tax Accrual 5/19	0	-													
WRO B&O Tax Accrual 6/19	0	-													
WRO B&O Tax Accrual 7/19	0	-													
WRO B&O Tax Accrual 8/19	0	-													
WRO B&O Tax Accrual 9/19	0	-													
WRO B&O Tax Reclass	1442.13	1,442.13	Revenue	1,213.03		229.10	Revenue								
Grand Total	101246.26	101,246.26		84,081.86		17,164.40									

Journal Entry Query Tool
v.4.6

NOTE: Ctrl+Shift+J to pull data

Total Entries:	6,130,28	0.00	*Add: P = Posted, U = Unposted, S = Staged, C.O = I/C Unposted, -1 = Hanging out there.
Num of Entries Shown:	110	0.00	*records limit: 10000

Date Range:	From: 2019-01
	To: 2019-12

Districts:	2144
Accts:	70225
System:	
Subsystem:	

Other Criteria	
Vendor Code:	
Amount From:	
Amount To:	
Posting:	All

Full Account	Date	Amount USD	Amount CAD	Nat	Journal Control Num	Pstcd	Journal Description	User	R/Type	Vendor Code	One Time Vendor	Further Description	Date Doc	Doc Desc	Doc Cnt Num
70225-2144-000-00	1/31/2019	(20.00)	0.00	USD	JRNLW00385409	P	2018-12 Exp-16 Psard Accrual	AlexandraP	OUE IC			HBU INC. - PACIFIC-MICHELLE TRIMBUR			
70225-2144-000-00	1/31/2019	(0.00)	0.00	USD	JRNLW00385410	P	2019-02 Exp9 - PO Log 2112.211	AlexandraP	OUE IC			PCARD: PO 0107: Advertising: PCard: Adv			
70225-2144-000-00	1/31/2019	(310.25)	0.00	USD	JRNLW00385410	P	2018-12 Exp9 - PO Log 2112.211	AlexandraP	OUE IC			PCARD: PO 01179: Sound Publishing: PCard			
70225-2144-000-00	1/31/2019	(101.25)	0.00	USD	JRNLW00385410	P	2018-12 Exp9 - PO Log 2112.211	AlexandraP	OUE IC			PCARD: PO 01265: Sound Publishing: PCard			
70225-2144-000-00	1/31/2019	(379.44)	0.00	USD	JRNLW00385409	P	2018-12 Exp9 - PO Log 2112.211	AlexandraP	OUE IC			PCARD: PO 01005: Olympic Printers: PCard			
70225-2144-000-00	1/31/2019	20.00	0.00	USD	JRNLW00386265	P	Western PCard Activity - Jan	AlexandraP	OUE IC			HBU INC. - PACIFIC-MICHELLE TRIMBUR			
70225-2144-000-00	1/31/2019	310.25	0.00	USD	JRNLW00386265	P	Western PCard Activity - Jan	AlexandraP	OUE IC			SOUND PUBLISHING-MICHELLE TRIMBUR			
70225-2144-000-00	1/31/2019	195.00	0.00	USD	JRNLW00386265	P	Western PCard Activity - Jan	AlexandraP	OUE IC			SOUND PUBLISHING-MICHELLE TRIMBUR			
70225-2144-000-00	1/31/2019	379.44	0.00	USD	JRNLW00386265	P	Western PCard Activity - Jan	AlexandraP	OUE IC			OLYMPIC PRINTERS-MICHELLE TRIMBUR			
70225-2144-000-00	1/31/2019	165.00	0.00	USD	JRNLW00386265	P	Western PCard Activity - Jan	AlexandraP	OUE IC			IN INSITE LGA CORP.-MICHELLE TRIMBUR			
70225-2144-000-00	1/31/2019	755.32	0.00	USD	JRNLW00386265	P	Western PCard Activity - Jan	AlexandraP	OUE IC			OLYMPIC PRINTERS-MICHELLE TRIMBUR			
70225-2144-000-00	1/31/2019	235.50	0.00	USD	JRNLW00386265	P	Western PCard Activity - Jan	AlexandraP	OUE IC			SOUND PUBLISHING-MICHELLE TRIMBUR			
70225-2144-000-00	1/31/2019	195.00	0.00	USD	JRNLW00387128	P	2019-01 Exp-9 - PO Log 2112.211	Helenak	OUE IC			PCARD: PO 01167: Advertising: PCard: Adv			
70225-2144-000-00	1/31/2019	101.42	0.00	USD	JRNLW00387129	P	2019-01 Exp-16 Psard Accrual	Helenak	OUE IC			WASTE CONNECTIONS-MICHELLE TRIMBUR			
70225-2144-000-00	1/31/2019	20.00	0.00	USD	JRNLW00387129	P	2019-01 Exp-16 Psard Accrual	Helenak	OUE IC			HBU INC. - PACIFIC-MICHELLE TRIMBUR			
70225-2144-000-00	1/31/2019	350.00	0.00	USD	JRNLW00387129	P	2019-01 Exp-16 Psard Accrual	Helenak	OUE IC			PAYPAL ALOHA52479-MICHELLE TRIMBUR			
70225-2144-000-00	2/28/2019	115.00	0.00	USD	JRNLW00387144	P	2019-01 Exp-9 - PO Log 2112.211	AlexandraP	OUE IC			PCARD: PO 01167: Advertising: PCard: Adv			
70225-2144-000-00	2/28/2019	(101.42)	0.00	USD	JRNLW00387144	P	2019-01 Exp-16 Psard Accrual	AlexandraP	OUE IC			WASTE CONNECTIONS-MICHELLE TRIMBUR			
70225-2144-000-00	2/28/2019	(20.00)	0.00	USD	JRNLW00387144	P	2019-01 Exp-16 Psard Accrual	AlexandraP	OUE IC			HBU INC. - PACIFIC-MICHELLE TRIMBUR			
70225-2144-000-00	2/28/2019	(350.00)	0.00	USD	JRNLW00387144	P	2019-01 Exp-16 Psard Accrual	AlexandraP	OUE IC			PAYPAL ALOHA52479-MICHELLE TRIMBUR			
70225-2144-000-00	2/28/2019	165.00	0.00	USD	JRNLW00387734	P	Western PCard Activity - Feb	AlexandraP	OUE IC			IN INSITE LGA CORP.-MICHELLE TRIMBUR			
70225-2144-000-00	2/28/2019	110.24	0.00	USD	JRNLW00387734	P	Western PCard Activity - Feb	AlexandraP	OUE IC			WASTE CONNECTIONS-MICHELLE TRIMBUR			
70225-2144-000-00	2/28/2019	20.00	0.00	USD	JRNLW00387734	P	Western PCard Activity - Feb	AlexandraP	OUE IC			HBU INC. - PACIFIC-MICHELLE TRIMBUR			
70225-2144-000-00	2/28/2019	350.00	0.00	USD	JRNLW00387734	P	Western PCard Activity - Feb	AlexandraP	OUE IC			PAYPAL ALOHA52479-MICHELLE TRIMBUR			
70225-2144-000-00	2/28/2019	195.00	0.00	USD	JRNLW00388665	P	2019-02 Exp9 - PO Log 2112.211	AlexandraP	OUE IC			PCARD: PO 01167: Advertising: PCard: Adv			
70225-2144-000-00	2/28/2019	92.25	0.00	USD	JRNLW00388665	P	2019-02 Exp9 - PO Log 2112.211	AlexandraP	OUE IC			PCARD: PO 00264: Sound Publishing: PCard			
70225-2144-000-00	2/28/2019	92.25	0.00	USD	JRNLW00388745	P	2019-02 Exp9 - PO Log 2112.211	AlexandraP	OUE IC			PCARD: PO 01167: Advertising: PCard: Adv			
70225-2144-000-00	3/31/2019	(195.00)	0.00	USD	JRNLW00388745	P	2019-02 Exp9 - PO Log 2112.211	AlexandraP	OUE IC			PCARD: PO 00185: Hibu: PCard: Yellow boo			
70225-2144-000-00	3/31/2019	(92.25)	0.00	USD	JRNLW00388745	P	2019-02 Exp9 - PO Log 2112.211	AlexandraP	OUE IC			PCARD: PO 00264: Sound Publishing: PCard			
70225-2144-000-00	3/31/2019	195.00	0.00	USD	JRNLW00389218	P	Western PCard Activity - March	Helenak	OUE IC			PCARD: GOLDEN WEST PUBLICATIO-MICHELLE TRIMBUR			
70225-2144-000-00	3/31/2019	92.25	0.00	USD	JRNLW00389218	P	Western PCard Activity - March	Helenak	OUE IC			IN INSITE LGA CORP.-MICHELLE TRIMBUR			
70225-2144-000-00	3/31/2019	20.00	0.00	USD	JRNLW00389218	P	Western PCard Activity - March	Helenak	OUE IC			HBU INC. - PACIFIC-MICHELLE TRIMBUR			
70225-2144-000-00	3/31/2019	92.25	0.00	USD	JRNLW00389218	P	Western PCard Activity - March	Helenak	OUE IC			SOUND PUBLISHING-MICHELLE TRIMBUR			
70225-2144-000-00	4/30/2019	(20.00)	0.00	USD	JRNLW00390022	P	2019-03 Exp-16 Psard Accrual	AlexandraP	OUE IC			HBU INC. - PACIFIC-MICHELLE TRIMBUR			
70225-2144-000-00	4/30/2019	20.00	0.00	USD	JRNLW00390650	P	Western PCard Activity - April	Helenak	OUE IC			HBU INC. - PACIFIC-MICHELLE TRIMBUR			
70225-2144-000-00	4/30/2019	20.00	0.00	USD	JRNLW00391582	P	2019-04 Exp9 - PO Log 2112.211	HeatherWe	OUE IC			HBU INC. - PACIFIC-MICHELLE TRIMBUR			
70225-2144-000-00	4/30/2019	165.00	0.00	USD	JRNLW00391582	P	2019-04 Exp9 - PO Log 2112.211	HeatherWe	OUE IC			PCARD: PO 00022: Insite : PCard: Waste A			
70225-2144-000-00	4/30/2019	137.25	0.00	USD	JRNLW00391582	P	2019-04 Exp9 - PO Log 2112.211	HeatherWe	OUE IC			PCARD: PO 00476: Sound Publishing: PCard			
70225-2144-000-00	5/31/2019	(165.00)	0.00	USD	JRNLW00391653	P	2019-04 Exp9 - PO Log 2112.211	AlexandraP	OUE IC			HBU INC. - PACIFIC-MICHELLE TRIMBUR			
70225-2144-000-00	5/31/2019	(137.25)	0.00	USD	JRNLW00391653	P	2019-04 Exp9 - PO Log 2112.211	AlexandraP	OUE IC			PCARD: PO 00022: Insite : PCard: Waste A			
70225-2144-000-00	5/31/2019	165.00	0.00	USD	JRNLW00392148	P	Western PCard Activity - May	HeatherH	OUE IC			PCARD: PO 00476: Sound Publishing: PCard			
70225-2144-000-00	5/31/2019	20.00	0.00	USD	JRNLW00392148	P	Western PCard Activity - May	HeatherH	OUE IC			IN INSITE LGA CORP.-MICHELLE TRIMBUR			
70225-2144-000-00	5/31/2019	20.00	0.00	USD	JRNLW00392919	P	2019-05 Exp9 - PO Log 2112.211	Helenak	OUE IC			HBU INC. - PACIFIC-MICHELLE TRIMBUR			
70225-2144-000-00	5/31/2019	165.00	0.00	USD	JRNLW00392919	P	2019-05 Exp9 - PO Log 2112.211	Helenak	OUE IC			PCARD: PO 00022: Insite : PCard: Waste A			
70225-2144-000-00	5/31/2019	137.25	0.00	USD	JRNLW00392919	P	2019-05 Exp9 - PO Log 2112.211	Helenak	OUE IC			PCARD: PO 00476: Sound Publishing: PCard			
70225-2144-000-00	6/30/2019	(20.00)	0.00	USD	JRNLW00392921	P	2019-05 Exp9 - PO Log 2112.211	LaurenTI	OUE IC			HBU INC. - PACIFIC-MICHELLE TRIMBUR			
70225-2144-000-00	6/30/2019	(165.00)	0.00	USD	JRNLW00392921	P	2019-05 Exp9 - PO Log 2112.211	LaurenTI	OUE IC			PCARD: PO 00022: Insite : PCard: Waste A			
70225-2144-000-00	6/30/2019	(137.25)	0.00	USD	JRNLW00392921	P	2019-05 Exp9 - PO Log 2112.211	LaurenTI	OUE IC			PCARD: PO 00476: Sound Publishing: PCard			
70225-2144-000-00	6/30/2019	165.00	0.00	USD	JRNLW00393495	P	Western PCard Activity - Jun	HeatherWe	OUE IC			IN INSITE LGA CORP.-MICHELLE TRIMBUR			
70225-2144-000-00	6/30/2019	20.00	0.00	USD	JRNLW00393495	P	Western PCard Activity - Jun	HeatherWe	OUE IC			IN INSITE LGA CORP.-MICHELLE TRIMBUR			
70225-2144-000-00	6/30/2019	20.00	0.00	USD	JRNLW00393495	P	Western PCard Activity - Jun	HeatherWe	OUE IC			SOUND PUBLISHING-MICHELLE TRIMBUR			
70225-2144-000-00	6/30/2019	137.25	0.00	USD	JRNLW00393495	P	Western PCard Activity - Jun	HeatherWe	OUE IC			HBU INC. - PACIFIC-MICHELLE TRIMBUR			
70225-2144-000-00	6/30/2019	20.00	0.00	USD	JRNLW00394408	P	2019-06 Exp-16 Psard Accrual	Helenak	OUE IC			HBU INC. - PACIFIC-MICHELLE TRIMBUR			
70225-2144-000-00	6/30/2019	188.00	0.00	USD	JRNLW00394409	P	2019-06 Exp9 - PO Log 2112.211	Helenak	OUE IC			PCARD: PO 00696: Sound Publishing: PCard			
70225-2144-000-00	7/31/2019	(188.00)	0.00	USD	JRNLW00394522	P	2019-06 Exp-16 Psard Accrual	HeatherH	OUE IC			HBU INC. - PACIFIC-MICHELLE TRIMBUR			
70225-2144-000-00	7/31/2019	(188.00)	0.00	USD	JRNLW00394522	P	2019-06 Exp-16 Psard Accrual	HeatherH	OUE IC			PCARD: PO 00696: Sound Publishing: PCard			
70225-2144-000-00	7/31/2019	165.00	0.00	USD	JRNLW00395022	P	Western PCard Activity - July	Helenak	OUE IC			IN INSITE LGA CORP.-MICHELLE TRIMBUR			
70225-2144-000-00	7/31/2019	245.00	0.00	USD	JRNLW00395022	P	Western PCard Activity - July	Helenak	OUE IC			HBU INC. - PACIFIC-MICHELLE TRIMBUR			
70225-2144-000-00	7/31/2019	20.00	0.00	USD	JRNLW00395748	P	2019-07 Exp-16 Psard Accrual	Helenak	OUE IC			HBU INC. - PACIFIC-MICHELLE TRIMBUR			
70225-2144-000-00	7/31/2019	188.00	0.00	USD	JRNLW00395876	P	2019-07 Exp9 - PO Log 2112.211	LaurenTI	OUE IC			PCARD: PO 00696: Sound Publishing: PCard			
70225-2144-000-00	7/31/2019	(245.00)	0.00	USD	JRNLW00395876	P	2019-07 Exp9 - PO Log 2112.211	LaurenTI	OUE IC			PCARD: PO 00740: Sound Publishing: PCard			
70225-2144-000-00	8/31/2019	(20.00)	0.00	USD	JRNLW00395792	P	2019-07 Exp-16 Psard Accrual	Helenak	OUE IC			HBU INC. - PACIFIC-MICHELLE TRIMBUR			
70225-2144-000-00	8/31/2019	(188.00)	0.00	USD	JRNLW00395861	P	2019-07 Exp9 - PO Log 2112.211	HeatherH	OUE IC			PCARD: PO 00696: Sound Publishing: PCard			
70225-2144-000-00	8/31/2019	(245.00)	0.00	USD	JRNLW00395861	P	2019-07 Exp9 - PO Log 2112.211	HeatherH	OUE IC			PCARD: PO 00740: Sound Publishing: PCard			
70225-2144-000-00	8/31/2019	165.00	0.00	USD	JRNLW00396439	P	Western PCard Activity - Aug	LaurenTI	OUE IC			IN INSITE LGA CORP.-MICHELLE TRIMBUR			
70225-2144-000-00	8/31/2019	20.00	0.00	USD	JRNLW00396439	P	Western PCard Activity - Aug	LaurenTI	OUE IC			HBU INC. - PACIFIC-MICHELLE TRIMBUR			
70225-2144-000-00	8/31/2019	245.00	0.00	USD	JRNLW00396439	P	Western PCard Activity - Aug	LaurenTI	OUE IC			SOUND PUBLISHING-MICHELLE TRIMBUR			
70225-2144-000-00	8/31/2019	210.75	0.00	USD	JRNLW00397200	P	2019-08 Exp9 - PO Log 2112.211	Helenak	OUE IC			PCARD: PO 00692: Sound Publishing: PCard			
70225-2144-000-00	8/31/2019	188.00	0.00	USD	JRNLW00397201	P	2019-08 Exp-16 Psard Accrual	Helenak	OUE IC			HBU INC. - PACIFIC-MICHELLE TRIMBUR			
70225-2144-000-00	8/31/2019	125.00	0.00	USD	JRNLW00397201	P	2019-08 Exp-16 Psard Accrual	Helenak	OUE IC			WHIDBEY WEEKLY LLC-MICHELLE TRIMBUR			
70225-2144-000-00	9/30/2019	(210.75)	0.00	USD	JRNLW00397254	P	2019-08 Exp9 - PO Log 2112.211	Helenak	OUE IC			PCARD: PO 00692: Sound Publishing: PCard			
70225-2144-000-00	9/30/2019	(20.00)	0.00	USD	JRNLW00397255	P	2								

Journal Entry Query Tool
v.4.6

NOTE: Ctrl+Shift+J to pull data

Date Range:
From: 2019-01
To: 2019-12

Other Criteria
Districts: 2144
Accts: 70225
System:
Subsystem:

Vendor Code:
Amount From:
Amount To:
Posting: All

Total of Entries: 6,130.28 0.00 *pst: P = Posted, U = Unposted, S = Staged, C=0 = LC Unposted, -1 = Hanging out there.
Num of Entries Shown: 110 *records limit: 10000

Full Account	Date	Amount USD	Amount CAD	Nat	Journal Control Num	Pstcd	Journal Description	User	R/Type	Vendor Code	One Time Vendor	Further Description	Date Doc	Doc Desc	Doc Clrf Num
70225-2144-000-00	1/31/2019	(20.00)	0.00	USD	JRNLWA00385409	P	2018-12 Exp-16 Pcard Accual	AlexandraP	OJE IC			HIBU INC. - PACIFIC-MICHELLE TRIMBUR			
Row Labels	Sum of Amount USD	Sum of Amount USD													
SOUND PUBLISHING-MICHELLE TRIMBUR	1,854.00	1,854.00													
HIBU INC. - PACIFIC-MICHELLE TRIMBUR	220.00	220.00													
PCARD: PO 01167: Advertising: PCard: Adv	(195.00)	(195.00)													
PCARD: PO 01179: Sound Publishing: PCard	(310.25)	(310.25)													
PCARD: PO 01265: Sound Publishing: PCard	(101.25)	(101.25)													
PCARD: PO 00005: Olympic Printers: PCard	(379.44)	(379.44)													
OLYMPIC PRINTERS-MICHELLE TRIMBUR	1,144.76	1,144.76													x
IN INSITE LGA CORP-MICHELLE TRIMBUR	1,815.00	1,815.00													
WASTE CONNECTIONS-MICHELLE TRIMBUR	110.24	110.24													x
PAYPAL_ALOHAA92479-MICHELLE TRIMBUR	350.00	350.00													x
PCARD: PO 00185: Hibu: PCard: Yellow bob	20.00	20.00													
PCARD: PO 00264: Sound Publishing: PCard	-	-													
GOLDEN WEST PUBLICATIO-MICHELLE TRIMBUR	390.00	390.00													
PCARD: PO 00022: Insite: PCard: Waste A	165.00	165.00													
PCARD: PO 00476: Sound Publishing: PCard	-	-													
PCARD: PO 00696: Sound Publishing: PCard	-	-													
PCARD: PO 00740: Sound Publishing: PCard	-	-													
PCARD: PO 00862: Sound Publishing: PCard	-	-													
WHIDBEY WEEKLY LLC-MICHELLE TRIMBUR	125.00	125.00													
PCARD: PO 01020: Sound Publishing: PCard	-	-													
PCARD: PO 01048: Alert Magazine: PCard:	-	-													
DAC GROUP - LOU-000846	120.47	120.47													
PCARD: PO 01081: Sound Publishing: PCard	447.25	447.25													
PCARD: PO 01240: Sound Publishing: PCard	354.50	354.50													
Grand Total	6,130.28	6,130.28													
	x Unallowable	1,605.00													

Journal Entry Query Tool
v.4.6

NOTE: Ctrl+Shift+J to pull data

Date Range:
From: 2019-01
To: 2019-12

Other Criteria	
Districts:	2144
Accts:	70195
System:	
Subsystem:	
Vendor Code:	
Amount From:	
Amount To:	
Posting:	All

Total of Entries: 2,533.23 0.00 *post: P = Posted, U = Unposted, S = Staged, C=O = I/C Unposted, -1 = Hanging out there.
Num of Entries Shown: 29 *records limit: 10000

Full Account	Date	Amount USD	Amount CAD	Nat	Journal Control Num	Postcd	Journal Description	User	R/Type	Vendor Code	One Time Vendor	Further Description	Date Doc	Doc Desc	Doc Ctrl Num
70195-2144-000-00	1/17/2019	155.02	0.00	USD	JRNLWAD038855	P	From Voucher Postina.	JudyA	O/E IC	VUS000014985		WASHINGTON REFUSE & RECYCLING ASSC	1/1/19	WRRA Regular Dues	14621
70195-2144-000-00	1/31/2019	(275.00)	0.00	USD	JRNLWAD0388410	P	2019-12 Exp9 - PO Log 2112.211	Alexandrap	O/E IC			PCARD: PO 01257: Chamber of Commerce: PC			
70195-2144-000-00	1/31/2019	275.00	0.00	USD	JRNLWAD0387128	P	2019-01 Exp9 - PO Log 2112.211	HelenaK	O/E IC			PCARD: PO 01257: Chamber of Commerce: PC			
70195-2144-000-00	2/19/2019	155.02	0.00	USD	JRNLWAD0387401	P	From Voucher Postina.	JudyA	O/E IC	VUS000014985		WASHINGTON REFUSE & RECYCLING ASSC	2/1/19	WRRA Regular Dues	14650
70195-2144-000-00	2/29/2019	(275.00)	0.00	USD	JRNLWAD0387143	P	2019-01 Exp9 - PO Log 2112.211	Alexandrap	O/E IC			PCARD: PO 01257: Chamber of Commerce: PC			
70195-2144-000-00	2/28/2019	156.00	0.00	USD	JRNLWAD0388437	P	2019-02 Tach PO Log Acct	Alexandrap	O/E IC			PO 00858: ASSOCIATION OF WASHINGTON BUSI			
70195-2144-000-00	2/28/2019	275.00	0.00	USD	JRNLWAD0388665	P	2019-02 Exp9 - PO Log 2112.211	Alexandrap	O/E IC			PCARD: PO 01257: Chamber of Commerce: PC			
70195-2144-000-00	3/5/2019	156.00	0.00	USD	JRNLWAD0387839	P	From Voucher Postina.	JudyA	O/E IC	VUS000014989		ASSOCIATION OF WASHINGTON BUSINESS	3/1/19	192113 - AWB Association of WA Business	192113
70195-2144-000-00	3/26/2019	155.02	0.00	USD	JRNLWAD0388964	P	From Voucher Postina.	JudyA	O/E IC	VUS000014985		WASHINGTON REFUSE & RECYCLING ASSC	3/1/19	WRRA Regular Dues	14680
70195-2144-000-00	3/31/2019	(156.00)	0.00	USD	JRNLWAD0388559	P	2019-02 Tach PO Log Acct	Alexandrap	O/E IC			PO 00858: ASSOCIATION OF WASHINGTON BUSI			
70195-2144-000-00	3/31/2019	(275.00)	0.00	USD	JRNLWAD0388745	P	2019-02 Exp9 - PO Log 2112.211	Alexandrap	O/E IC			PCARD: PO 01257: Chamber of Commerce: PC			
70195-2144-000-00	3/31/2019	275.00	0.00	USD	JRNLWAD0389218	P	Western Pcard Activity - March	HelenaK	O/E IC			OAK HARBOR CHAMBER OF COM-MICHELLE TRIMB			
70195-2144-000-00	3/31/2019	75.00	0.00	USD	JRNLWAD0389218	P	Western Pcard Activity - March	HelenaK	O/E IC			OAK HARBOR CHAMBER OF COM-MICHELLE TRIMB			
70195-2144-000-00	3/31/2019	21.99	0.00	USD	JRNLWAD0389942	P	2019-03 Exp-16 Pcard Accrual	HelenaK	O/E IC			SAFEWAY #0402-JOHN OPHELAN			
70195-2144-000-00	3/31/2019	300.00	0.00	USD	JRNLWAD0389942	P	2019-03 Exp-16 Pcard Accrual	HelenaK	O/E IC			SG B.A.C.A.-MICHELLE TRIMBUR			
70195-2144-000-00	4/10/2019	155.02	0.00	USD	JRNLWAD0390306	P	From Voucher Postina.	JudyA	O/E IC	VUS000014985		WASHINGTON REFUSE & RECYCLING ASSC	4/1/19	WRRA Regular Dues	14709
70195-2144-000-00	4/30/2019	(21.99)	0.00	USD	JRNLWAD0390322	P	2019-03 Exp-16 Pcard Accrual	Alexandrap	O/E IC			SAFEWAY #0402-JOHN OPHELAN			
70195-2144-000-00	4/30/2019	(300.00)	0.00	USD	JRNLWAD0390322	P	2019-03 Exp-16 Pcard Accrual	Alexandrap	O/E IC			SG B.A.C.A.-MICHELLE TRIMBUR			
70195-2144-000-00	4/30/2019	21.99	0.00	USD	JRNLWAD0390650	P	Western Pcard Activity - April	HelenaK	O/E IC			SAFEWAY #0402-JOHN OPHELAN			
70195-2144-000-00	4/30/2019	300.00	0.00	USD	JRNLWAD0390650	P	Western Pcard Activity - April	HelenaK	O/E IC			SG B.A.C.A.-MICHELLE TRIMBUR			
70195-2144-000-00	5/21/2019	155.02	0.00	USD	JRNLWAD0391849	P	From Voucher Postina.	JudyA	O/E IC	VUS000014985		WASHINGTON REFUSE & RECYCLING ASSC	5/1/19	WRRA Regular Dues	14742
70195-2144-000-00	6/11/2019	155.02	0.00	USD	JRNLWAD0393136	P	From Voucher Postina.	JudyA	O/E IC	VUS000014985		WASHINGTON REFUSE & RECYCLING ASSC	6/1/19	WRRA Regular Dues	14820
70195-2144-000-00	6/30/2019	120.00	0.00	USD	JRNLWAD0393495	P	Western Pcard Activity - Jun	HeatherWe	O/E IC			WWW COSTCO COM-MICHELLE TRIMBUR			
70195-2144-000-00	7/22/2019	155.02	0.00	USD	JRNLWAD0394712	P	From Voucher Postina.	JudyA	O/E IC	VUS000014985		WASHINGTON REFUSE & RECYCLING ASSC	7/1/19	WRRA Regular Dues	14935
70195-2144-000-00	8/13/2019	155.02	0.00	USD	JRNLWAD0396036	P	From Voucher Postina.	JudyA	O/E IC	VUS000014985		WASHINGTON REFUSE & RECYCLING ASSC	8/1/19	Regular Dues August 2019	14993
70195-2144-000-00	9/26/2019	155.02	0.00	USD	JRNLWAD0397600	P	From Voucher Postina.	JudyA	O/E IC	VUS000014985		WASHINGTON REFUSE & RECYCLING ASSC	9/1/19	Regular Dues August 2019	15028
70195-2144-000-00	10/18/2019	155.02	0.00	USD	JRNLWAD0399043	P	From Voucher Postina.	JudyA	O/E IC	VUS000014985		WASHINGTON REFUSE & RECYCLING ASSC	10/1/19	Regular Dues October 2019	15061
70195-2144-000-00	11/8/2019	155.02	0.00	USD	JRNLWAD0400371	P	From Voucher Postina.	anell	O/E IC	VUS000014985		WASHINGTON REFUSE & RECYCLING ASSC	11/1/19	WRRA Regular Dues November 2019	15090
70195-2144-000-00	12/20/2019	155.02	0.00	USD	JRNLWAD0401951	P	From Voucher Postina.	anell	O/E IC	VUS000014985		WASHINGTON REFUSE & RECYCLING ASSC	12/1/19	WRRA Regular Dues December 2019	15119

End of List

Please explain what the items in yellow are related to.

Row Labels	Sum of Amount USD	Pasted Values
ASSOCIATION OF WASHINGTON BUSINESS	156	156.00
OAK HARBOR CHAMBER OF COM-MICHELLE TRIMB	350	350.00 X
PCARD: PO 01257: Chamber of Commerce: PC	-275	(275.00) X
PO 00858: ASSOCIATION OF WASHINGTON BUSI	0	
SAFEWAY #0402-JOHN OPHELAN	21.99	21.99
SG B.A.C.A.-MICHELLE TRIMBUR	300	300.00
WASHINGTON REFUSE & RECYCLING ASSOC	1,860.24	1,860.24
WWW COSTCO COM-MICHELLE TRIMBUR	120	120.00
Grand Total	2,533.23	2,533.23

x	Unallowable	75
	WRRA Dues	1,860.24
	Unallowable due to lobbying (Per WRRA Letter)	297.64
	Total Unallowable	372.64

	From Epicor - Current Mth Actual BS				Three Month BS Trend (from Epicor)			Change from Prior Period
	Current Mth				Oct-18	Nov-18	Total Dec-18	
	Posted	Unposted	Staged	Total				
10051 Local Petty Cash Account	500	-	-	500	500	500	500	-
10063 Local Depository	220	-	-	220	162	4,091	220	(3,870)
10070 Proceeds from Sale of Assets	(15,069)	-	-	(15,069)	(15,069)	(15,069)	(15,069)	-
10071 Contra Proceeds from Sale of Assets	15,069	-	-	15,069	15,069	15,069	15,069	-
10091 Pay Lockbox Clearing	324	-	-	324	272	272	324	52
10092 Pay	52	-	-	52	-	52	52	-
10093 Pay IC - KUBRA Payments	-	-	-	-	-	-	-	-
10095 Pay ICT Inter District Receipts	-	-	-	-	-	-	-	-
10098 Credit Card Pymt Clearing	-	-	-	-	-	-	-	-
10099 Check & Cash Pymt Clearing	-	-	-	-	-	-	-	-
Cash	1,096	-	-	1,096	934	4,915	1,096	(3,919)
11501 Trade A/R Desert Micro	528,998	-	-	528,998	510,379	552,951	528,998	(23,954)
11510 Unbilled Trade A/R	12	-	-	12	368	130	12	(118)
11599 A/R Refund Clearing Acct	-	-	-	-	-	-	-	-
11800 Other A/R	30,251	-	-	30,251	13,721	13,641	30,251	16,610
11900 Allow For Doubtful Accounts	(101,904)	-	-	(101,904)	(101,904)	(101,904)	(101,904)	-
11901 Provision for Bad Debts	(286,562)	-	-	(286,562)	(274,043)	(275,601)	(286,562)	(10,961)
11902 Bad Debt Write Offs	488,874	-	-	488,874	482,889	484,451	488,874	4,423
11903 Bad Debt Collected	(111,027)	-	-	(111,027)	(114,509)	(114,689)	(111,027)	3,663
A/R	548,643	-	-	548,643	516,901	558,979	548,643	(10,336)
12001 Inventory Parts	70,622	-	-	70,622	70,622	70,622	70,622	-
12003 Inventory Oil and Lube	1,951	-	-	1,951	1,951	1,951	1,951	-
12004 Inventory Container	624	-	-	624	624	624	624	-
12005 Inventory Tires	4,401	-	-	4,401	4,401	4,401	4,401	-
Inventory	77,598	-	-	77,598	77,598	77,598	77,598	-
13001 Prepaid Licenses and Permits	14,403	-	-	14,403	7,998	9,715	14,403	4,698
13003 Prepaid Vehicle Use Tax	2,219	-	-	2,219	2,959	2,589	2,219	(370)
13004 Prepaid Property Tax	-	-	-	-	1,918	959	-	(959)
13008 Prepaid Other	233	-	-	233	5,172	350	233	(117)
Prepays	16,855	-	-	16,855	18,047	13,612	16,855	3,243
Curr Deferred	-	-	-	-	-	-	-	-
Current Assets	644,192	-	-	644,192	613,480	655,104	644,192	(10,912)
14000 Land	355,000	-	-	355,000	355,000	355,000	355,000	-
14011 Cap Ex Land Improvement	311,268	-	-	311,268	311,268	311,268	311,268	-
14016 Depre Expense Land Improv	(170,984)	-	-	(170,984)	(167,498)	(169,241)	(170,984)	(1,743)
14031 Cap Ex Heavy Equipment	127,062	-	-	127,062	38,131	40,992	127,062	86,471
14033 Transfer/Reclass Heavy Equipment	28,404	-	-	28,404	28,404	28,404	28,404	-
14034 Sale/Disposition Heavy Equipment	(10,000)	-	-	(10,000)	(10,000)	(10,000)	(10,000)	-
14036 Depre Exp Heavy Equipment	(21,435)	-	-	(21,435)	(18,159)	(18,368)	(21,435)	(3,067)
14037 Transfer/Reclass Heavy Equipment	(34,758)	-	-	(34,758)	(34,758)	(34,758)	(34,758)	-
14038 Sale/Disposition Heavy Equipment	10,000	-	-	10,000	10,000	10,000	10,000	-
14040 Truck	135,000	-	-	135,000	135,000	135,000	135,000	-
14041 Cap Ex Trucks	3,529,470	-	-	3,529,470	3,529,470	3,529,470	3,529,470	-
14043 Transfer/Reclass Trucks	377,981	-	-	377,981	377,981	377,981	377,981	-
14044 Sale/Disposition Trucks	(188,863)	-	-	(188,863)	(188,863)	(188,863)	(188,863)	-
14045 A/D Truck	(4,445)	-	-	(4,445)	(4,445)	(4,445)	(4,445)	-
14046 Depre Exp Trucks	(2,043,545)	-	-	(2,043,545)	(1,997,769)	(2,020,657)	(2,043,545)	(22,888)
14047 Transfer/Reclass Trucks	(492,803)	-	-	(492,803)	(492,803)	(492,803)	(492,803)	-
14048 Sale/Disposition Trucks	188,863	-	-	188,863	188,863	188,863	188,863	-
14050 Container	38,000	-	-	38,000	38,000	38,000	38,000	-
14051 Cap Ex Container	909,323	-	-	909,323	870,422	909,323	909,323	-
14053 Transfer/Reclass Container	192,369	-	-	192,369	192,369	192,369	192,369	-
14054 Sale/Disposition Container	(34,038)	-	-	(34,038)	(34,038)	(34,038)	(34,038)	-
14055 A/D Container	(905)	-	-	(905)	(905)	(905)	(905)	-
14056 Depre Exp Container	(760,929)	-	-	(760,929)	(749,860)	(756,136)	(760,929)	(4,792)
14057 Transfer/Reclass AD Container	(37,543)	-	-	(37,543)	(37,543)	(37,543)	(37,543)	-
14058 Sale/Disposition AD Container	30,015	-	-	30,015	30,015	30,015	30,015	-
14070 Shop Equipment	10,000	-	-	10,000	10,000	10,000	10,000	-
14071 Cap Ex Shop Equipment	59,040	-	-	59,040	54,694	59,040	59,040	-
14073 Transfer/Reclass Shop Equipment	(40,310)	-	-	(40,310)	(40,310)	(40,310)	(40,310)	-
14075 A/D Shop Equipment	(333)	-	-	(333)	(333)	(333)	(333)	-
14076 Depre Exp Shop Equipment	(45,129)	-	-	(45,129)	(44,911)	(45,056)	(45,129)	(72)
14077 Transfer/Reclass AD Shop Equipment	20,861	-	-	20,861	20,861	20,861	20,861	-
14080 Building	100,000	-	-	100,000	100,000	100,000	100,000	-
14081 Cap Ex Building	53,761	-	-	53,761	53,761	53,761	53,761	-
14085 A/D Building	(556)	-	-	(556)	(556)	(556)	(556)	-
14086 Depre Exp Building	(122,482)	-	-	(122,482)	(121,157)	(121,819)	(122,482)	(663)
14101 Cap Ex Office Equipment	15,104	-	-	15,104	15,104	15,104	15,104	-
14106 Depre Exp Office Equipment	(15,104)	-	-	(15,104)	(15,104)	(15,104)	(15,104)	-
14111 Cap Ex Computer Equipment	62,227	-	-	62,227	55,562	58,330	62,227	5,897
14113 Transfer/Reclass Computer Equipment	1,985	-	-	1,985	1,985	1,985	1,985	-
14116 Depre Exp Computer Equipment	(52,903)	-	-	(52,903)	(50,659)	(51,404)	(52,903)	(1,500)
14117 Transfer/Reclass AD Computer Equipment	(151)	-	-	(151)	(151)	(151)	(151)	-
14201 Cap Ex Construction in Process	-	-	-	-	-	-	-	-
Fixed Assets	2,478,519	-	-	2,478,519	2,407,069	2,420,877	2,478,519	57,642
Notes Rec.	-	-	-	-	-	-	-	-
Lease Assets	-	-	-	-	-	-	-	-
15110 Goodwill	4,800,068	-	-	4,800,068	4,800,068	4,800,068	4,800,068	-
15111 Acquisition Goodwill	-	-	-	-	-	-	-	-
15112 Transfer/Reclass Goodwill	(2,500,068)	-	-	(2,500,068)	(2,500,068)	(2,500,068)	(2,500,068)	-
Goodwill	2,300,000	-	-	2,300,000	2,300,000	2,300,000	2,300,000	-
15210 Other Intangibles - Non Compete	38,000	-	-	38,000	38,000	38,000	38,000	-
15216 Amort Exp Non Compete	(38,000)	-	-	(38,000)	(38,000)	(38,000)	(38,000)	-
15261 Acquisition Indefinite Lived Intangibles	401,305	-	-	401,305	401,305	401,305	401,305	-
15262 Transfer/Reclass Indefinite Lived Intan	2,500,068	-	-	2,500,068	2,500,068	2,500,068	2,500,068	-
Intangibles	2,901,373	-	-	2,901,373	2,901,373	2,901,373	2,901,373	-
Deposits	-	-	-	-	-	-	-	-
Restricted Cash	-	-	-	-	-	-	-	-
Restricted Investments	-	-	-	-	-	-	-	-
Other Assets	-	-	-	-	-	-	-	-
LOC Loan Fees	-	-	-	-	-	-	-	-
17100 Intercompany Corporate	945,019	-	-	945,019	1,057,032	1,010,399	945,019	(65,380)
18100 Investment Corporate	(729,771)	-	-	(729,771)	(729,771)	(729,771)	(729,771)	-
Intercompany	215,248	-	-	215,248	327,261	280,628	215,248	(65,380)
Total Assets	8,539,333	-	-	8,539,333	8,549,182	8,557,982	8,539,333	(18,650)
ST Contingent	-	-	-	-	-	-	-	-
Curr Portion LTD	-	-	-	-	-	-	-	-
20120 AP - Accrued	202,936	-	-	202,936	239,160	213,546	202,936	(10,610)
20123 AP - Accrued Procurement Card	249	-	-	249	71	2,468	249	(2,218)
20140 AP - Sales Tax	3,290	-	-	3,290	2,003	2,010	3,290	1,280
20170 AP - Other	14,291	-	-	14,291	7,466	7,351	14,291	6,839
20175 Pass Thru Taxes	5,332	-	-	5,332	5,464	5,527	5,332	(195)
20178 WUTC Tax Payable	30,582	-	-	30,582	31,647	34,170	30,582	(3,588)
20180 AP - Other Taxes	31,881	-	-	31,881	13,695	18,857	31,881	13,025
A/P	288,561	-	-	288,561	299,506	283,928	288,561	4,633
20300 Unearned Revenue	99,563	-	-	99,563	101,119	127,447	99,563	(27,884)
Unearned Rev	99,563	-	-	99,563	101,119	127,447	99,563	(27,884)
20320 Accrued Liabilities Wages Commissions	4,834	-	-	4,834	39,436	-	4,834	4,834
20321 Vacation Accrual	53,318	-	-	53,318	48,592	52,984	53,318	334

	(drill)			(drill)	(drill)			(drill)
	From Epicor - Current Mth Actual BS				Three Month BS Trend (from Epicor)			
	Posted	Unposted	Staged		Total	Oct-18	Nov-18	
20340 Accrued Liabilities Safety Bonus	-	-	-	-	11,682	11,682	-	(11,682)
20351 Accrued Liabilities Ins. - Workers Comp	4,230	-	-	4,230	5,432	2,979	4,230	1,251
20360 Accrued Liabilities - Property Tax	-	-	-	-	-	-	-	-
20397 Accrued Liabilities - UP Tracker	-	-	-	-	-	-	-	-
Accrued Liab	62,382	-	-	62,382	105,141	67,645	62,382	(5,263)
Current Liab	450,506	-	-	450,506	505,766	479,019	450,506	(28,513)
LTD	-	-	-	-	-	-	-	-
Overdraft	-	-	-	-	-	-	-	-
Other LTD	-	-	-	-	-	-	-	-
LT Contingent	-	-	-	-	-	-	-	-
Deferred Taxes	-	-	-	-	-	-	-	-
Minority Int	-	-	-	-	-	-	-	-
Loan Fees	-	-	-	-	-	-	-	-
Total Liabilities	450,506	-	-	450,506	505,766	479,019	450,506	(28,513)
Common Stock	-	-	-	-	-	-	-	-
Other Equity	-	-	-	-	-	-	-	-
Deferred Comp	-	-	-	-	-	-	-	-
Unrealized Swap Val	-	-	-	-	-	-	-	-
APIC	-	-	-	-	-	-	-	-
Treasury	-	-	-	-	-	-	-	-
Cumulative translation adjustment	-	-	-	-	-	-	-	-
29100 Retained Earnings	8,088,827	-	-	8,088,827	8,043,416	8,078,963	8,088,827	9,864
Retained Earnings	8,088,827	-	-	8,088,827	8,043,416	8,078,963	8,088,827	9,864
Retained Earnings	8,088,827	-	-	8,088,827	8,043,416	8,078,963	8,088,827	9,864
Total Liab & Equity	8,539,333	-	-	8,539,333	8,549,182	8,557,982	8,539,333	(18,650)
BS Balance	-	-	-	-	-	-	-	(0)
Data Not Included	-	-	-	-	-	-	-	-

	From Epicor - Current Mth Actual BS				Three Month BS Trend (from Epicor)			Change from Prior Period
	Current Mth		Staged	Total	Oct-19	Nov-19	Total Dec-19	
	Posted	Unposted						
10050 Local Depository Account	-	-	-	-	-	-	-	-
10051 Local Petty Cash Account	500	-	-	500	500	500	500	-
10063 Local Depository	(182)	-	-	(182)	39,792	(182)	(182)	-
10070 Proceeds from Sale of Assets	(19,827)	-	-	(19,827)	(19,569)	(19,827)	(19,827)	-
10071 Contra Proceeds from Sale of Assets	19,827	-	-	19,827	19,569	19,827	19,827	-
10091 Pay Lockbox Clearing	(13)	-	-	(13)	29	(13)	(13)	-
10092 Pay	(275)	-	-	(275)	(275)	(331)	(275)	56
10093 Pay IC - KUBRA Payments	-	-	-	-	-	-	-	-
10095 Pay ICT Inter District Receipts	(2,516)	-	-	(2,516)	-	-	(2,516)	(2,516)
10098 Credit Card Pymt Clearing	-	-	-	-	-	-	-	-
10099 Check & Cash Pymt Clearing	626	-	-	626	360	499	626	128
Cash	(1,859)	-	-	(1,859)	40,406	472	(1,859)	(2,332)
11501 Trade A/R Desert Micro	510,330	-	-	510,330	473,062	580,198	510,330	(69,869)
11502 Trade A/R Desert Micro Receipts	-	-	-	-	-	-	-	-
11510 Unbilled Trade A/R	2,703	-	-	2,703	102	1,332	2,703	1,371
11599 A/R Refund Clearing Acct	22	-	-	22	-	22	22	-
11800 Other A/R	15,391	-	-	15,391	30,467	17,524	15,391	(2,133)
11900 Allow For Doubtful Accounts	(102,013)	-	-	(102,013)	(102,013)	(102,013)	(102,013)	-
11901 Provision for Bad Debts	(293,438)	-	-	(293,438)	(287,855)	(288,938)	(293,438)	(4,500)
11902 Bad Debt Write Offs	507,390	-	-	507,390	505,633	507,012	507,390	378
11903 Bad Debt Collected	(120,763)	-	-	(120,763)	(119,814)	(120,254)	(120,763)	(509)
A/R	519,622	-	-	519,622	499,582	594,583	519,622	(75,261)
12001 Inventory Parts	80,463	-	-	80,463	80,463	80,463	80,463	-
12003 Inventory Oil and Lube	2,167	-	-	2,167	2,167	2,167	2,167	-
12004 Inventory Container	2,002	-	-	2,002	2,002	2,002	2,002	-
12005 Inventory Tires	5,923	-	-	5,923	5,923	5,923	5,923	-
Inventory	90,555	-	-	90,555	90,555	90,555	90,555	-
13001 Prepaid Licenses and Permits	8,779	-	-	8,779	10,251	11,779	8,779	(3,000)
13003 Prepaid Vehicle Use Tax	2,176	-	-	2,176	2,901	2,539	2,176	(363)
13004 Prepaid Property Tax	-	-	-	-	2,538	1,269	-	(1,269)
13008 Prepaid Other	2,787	-	-	2,787	747	560	2,787	2,226
Prepays	13,742	-	-	13,742	16,438	16,147	13,742	(2,405)
Curr Deferred	-	-	-	-	-	-	-	-
Current Assets	622,059	-	-	622,059	646,981	702,057	622,059	(79,998)
14000 Land	355,000	-	-	355,000	355,000	355,000	355,000	-
14011 Cap Ex Land Improvement	311,268	-	-	311,268	311,268	311,268	311,268	-
14016 Depre Expense Land Improv	(191,904)	-	-	(191,904)	(188,417)	(190,161)	(191,904)	(1,743)
14031 Cap Ex Heavy Equipment	127,062	-	-	127,062	127,062	127,062	127,062	-
14033 Transfer/Reclass Heavy Equipment	28,404	-	-	28,404	28,404	28,404	28,404	-
14034 Sale/Disposition Heavy Equipment	(10,000)	-	-	(10,000)	(10,000)	(10,000)	(10,000)	-
14036 Depre Exp Heavy Equipment	(41,090)	-	-	(41,090)	(37,814)	(39,452)	(41,090)	(1,638)
14037 Transfer/Reclass Heavy Equipment	(34,758)	-	-	(34,758)	(34,758)	(34,758)	(34,758)	-
14038 Sale/Disposition Heavy Equipment	10,000	-	-	10,000	10,000	10,000	10,000	-
14040 Truck	135,000	-	-	135,000	135,000	135,000	135,000	-
14041 Cap Ex Trucks	4,002,823	-	-	4,002,823	3,926,998	3,928,501	4,002,823	74,322
14043 Transfer/Reclass Trucks	377,981	-	-	377,981	377,981	377,981	377,981	-
14044 Sale/Disposition Trucks	(463,610)	-	-	(463,610)	(463,610)	(463,610)	(463,610)	-
14045 A/D Truck	(4,445)	-	-	(4,445)	(4,445)	(4,445)	(4,445)	-
14046 Depre Exp Trucks	(2,320,770)	-	-	(2,320,770)	(2,271,169)	(2,295,970)	(2,320,770)	(24,800)
14047 Transfer/Reclass Trucks	(492,803)	-	-	(492,803)	(492,803)	(492,803)	(492,803)	-
14048 Sale/Disposition Trucks	463,610	-	-	463,610	463,610	463,610	463,610	-
14050 Container	38,000	-	-	38,000	38,000	38,000	38,000	-
14051 Cap Ex Container	1,161,102	-	-	1,161,102	1,071,165	1,085,828	1,161,102	75,274
14053 Transfer/Reclass Container	192,369	-	-	192,369	192,369	192,369	192,369	-
14054 Sale/Disposition Container	(38,024)	-	-	(38,024)	(37,446)	(37,542)	(38,024)	(482)
14055 A/D Container	(905)	-	-	(905)	(905)	(905)	(905)	-
14056 Depre Exp Container	(831,758)	-	-	(831,758)	(817,526)	(823,451)	(831,758)	(8,307)
14057 Transfer/Reclass AD Container	(37,543)	-	-	(37,543)	(37,543)	(37,543)	(37,543)	-
14058 Sale/Disposition AD Container	34,001	-	-	34,001	33,422	33,518	34,001	482
14070 Shop Equipment	10,000	-	-	10,000	10,000	10,000	10,000	-
14071 Cap Ex Shop Equipment	59,040	-	-	59,040	59,040	59,040	59,040	-
14073 Transfer/Reclass Shop Equipment	(40,310)	-	-	(40,310)	(40,310)	(40,310)	(40,310)	-
14075 A/D Shop Equipment	(333)	-	-	(333)	(333)	(333)	(333)	-
14076 Depre Exp Shop Equipment	(45,998)	-	-	(45,998)	(45,853)	(45,926)	(45,998)	(72)
14077 Transfer/Reclass AD Shop Equipment	20,861	-	-	20,861	20,861	20,861	20,861	-
14080 Building	100,000	-	-	100,000	100,000	100,000	100,000	-
14081 Cap Ex Building	53,761	-	-	53,761	53,761	53,761	53,761	-
14085 A/D Building	(556)	-	-	(556)	(556)	(556)	(556)	-
14086 Depre Exp Building	(130,433)	-	-	(130,433)	(129,108)	(129,770)	(130,433)	(663)
14101 Cap Ex Office Equipment	15,104	-	-	15,104	15,104	15,104	15,104	-
14106 Depre Exp Office Equipment	(15,104)	-	-	(15,104)	(15,104)	(15,104)	(15,104)	-
14111 Cap Ex Computer Equipment	62,227	-	-	62,227	62,227	62,227	62,227	-
14113 Transfer/Reclass Computer Equipment	1,985	-	-	1,985	1,985	1,985	1,985	-
14116 Depre Exp Computer Equipment	(58,116)	-	-	(58,116)	(57,305)	(57,710)	(58,116)	(405)
14117 Transfer/Reclass AD Computer Equipment	(151)	-	-	(151)	(151)	(151)	(151)	-
14121 Cap Ex Accruals	7,191	-	-	7,191	-	-	7,191	7,191
14201 Cap Ex Construction in Process	-	-	-	-	1,502	-	-	-
Fixed Assets	2,808,182	-	-	2,808,182	2,709,606	2,689,023	2,808,182	119,159
Notes Rec.	-	-	-	-	-	-	-	-
Lease Assets	-	-	-	-	-	-	-	-
15110 Goodwill	4,800,068	-	-	4,800,068	4,800,068	4,800,068	4,800,068	-
15111 Acquisition Goodwill	-	-	-	-	-	-	-	-
15112 Transfer/Reclass Goodwill	(2,500,068)	-	-	(2,500,068)	(2,500,068)	(2,500,068)	(2,500,068)	-
Goodwill	2,300,000	-	-	2,300,000	2,300,000	2,300,000	2,300,000	-
15210 Other Intangibles - Non Compete	38,000	-	-	38,000	38,000	38,000	38,000	-
15216 Amort Exp Non Compete	(38,000)	-	-	(38,000)	(38,000)	(38,000)	(38,000)	-
15261 Acquisition Indefinite Lived Intangibles	401,305	-	-	401,305	401,305	401,305	401,305	-
15262 Transfer/Reclass Indefinite Lived Intan	2,500,068	-	-	2,500,068	2,500,068	2,500,068	2,500,068	-
Intangibles	2,901,373	-	-	2,901,373	2,901,373	2,901,373	2,901,373	-
Deposits	-	-	-	-	-	-	-	-
Restricted Cash	-	-	-	-	-	-	-	-
Restricted Investments	-	-	-	-	-	-	-	-
Other Assets	-	-	-	-	-	-	-	-
LOC Loan Fees	-	-	-	-	-	-	-	-
17100 Intercompany Corporate	1,210,203	-	-	1,210,203	1,232,748	1,215,397	1,210,203	(5,193)
18100 Investment Corporate	(729,771)	-	-	(729,771)	(729,771)	(729,771)	(729,771)	-
Intercompany	480,433	-	-	480,433	502,977	485,626	480,433	(5,193)
Total Assets	9,112,047	-	-	9,112,047	9,060,936	9,078,079	9,112,047	33,968
ST Contingent	-	-	-	-	-	-	-	-
Curr Portion LTD	-	-	-	-	-	-	-	-
20120 AP - Accrued	450,329	-	-	450,329	393,178	374,401	450,329	75,929
20121 AP - Accrued CAPEX	7,191	-	-	7,191	-	-	7,191	7,191
20123 AP - Accrued Procurement Card	586	-	-	586	4,888	1,141	586	(555)
20140 AP - Sales Tax	31	-	-	31	36	52	31	(21)
20170 AP - Other	7,231	-	-	7,231	7,461	7,542	7,231	(311)
20175 Pass Thru Taxes	3,685	-	-	3,685	4,081	2,950	3,685	736
20178 WUTC Tax Payable	25,122	-	-	25,122	20,982	23,100	25,122	2,022
20180 AP - Other Taxes	17,363	-	-	17,363	17,455	17,363	17,363	-
AP	511,539	-	-	511,539	448,081	426,549	511,539	84,990

	From Epicor - Current Mth Actual BS				Three Month BS Trend (from Epicor)			Change from Prior Period
	Posted	Current Mth		Total	Oct-19	Nov-19	Total Dec-19	
		Unposted	Staged					
20300 Unearned Revenue	102,970	-	-	102,970	104,475	135,385	102,970	(32,415)
Unearned Rev	102,970	-	-	102,970	104,475	135,385	102,970	(32,415)
20320 Accrued Liabilities Wages Commissions	15,188	-	-	15,188	44,634	-	15,188	15,188
20321 Vacation Accrual	23,554	-	-	23,554	86,282	79,253	23,554	(55,699)
20340 Accrued Liabilities Safety Bonus	6,025	-	-	6,025	4,200	5,250	6,025	775
20351 Accrued Liabilities Ins. - Workers Comp	3,100	-	-	3,100	1,033	2,067	3,100	1,033
20360 Accrued Liabilities - Property Tax	-	-	-	-	-	-	-	-
20397 Accrued Liabilities - UP Tracker	-	-	-	-	-	-	-	-
Accrued Liab	47,867	-	-	47,867	136,150	86,570	47,867	(38,703)
Current Liab	662,376	-	-	662,376	688,707	648,503	662,376	13,872
LTD	-	-	-	-	-	-	-	-
Overdraft	-	-	-	-	-	-	-	-
Other LTD	-	-	-	-	-	-	-	-
LT Contingent	-	-	-	-	-	-	-	-
Deferred Taxes	-	-	-	-	-	-	-	-
Minority Int	-	-	-	-	-	-	-	-
Loan Fees	-	-	-	-	-	-	-	-
Total Liabilities	662,376	-	-	662,376	688,707	648,503	662,376	13,872
Common Stock	-	-	-	-	-	-	-	-
Other Equity	-	-	-	-	-	-	-	-
Deferred Comp	-	-	-	-	-	-	-	-
Unrealized Swap Val	-	-	-	-	-	-	-	-
APIC	-	-	-	-	-	-	-	-
Treasury	-	-	-	-	-	-	-	-
Cumulative translation adjustment	-	-	-	-	-	-	-	-
29100 Retained Earnings	8,449,671	-	-	8,449,671	8,372,230	8,429,576	8,449,671	20,095
Retained Earnings	8,449,671	-	-	8,449,671	8,372,230	8,429,576	8,449,671	20,095
Retained Earnings	8,449,671	-	-	8,449,671	8,372,230	8,429,576	8,449,671	20,095
Total Liab & Equity	9,112,047	-	-	9,112,047	9,060,936	9,078,079	9,112,047	33,968
BS Balance	-	-	-	-	-	-	-	0
Data Not Included	-	-	-	-	-	-	-	-

WASTE CONNECTIONS, INC.
CONSOLIDATED BALANCE SHEETS
(IN THOUSANDS OF U.S. DOLLARS, EXCEPT SHARE AND PER SHARE AMOUNTS)

	December 31,	
	2019	2018
ASSETS		
Current assets:		
Cash and equivalents	\$ 326,738	\$ 319,305
Accounts receivable, net of allowance for doubtful accounts of \$16,432 and \$16,760 at December 31, 2019 and 2018, respectively	662,808	609,545
Prepaid expenses and other current assets	141,052	164,053
Total current assets	1,130,598	1,092,903
Restricted cash	96,483	84,661
Restricted investments	51,179	47,486
Property and equipment, net	5,516,347	5,168,996
Operating lease right-of-use assets	183,220	—
Goodwill	5,510,851	5,031,085
Intangible assets, net	1,163,063	1,128,628
Other assets, net	85,954	72,970
Total assets	<u>\$ 13,737,695</u>	<u>\$ 12,627,329</u>
LIABILITIES AND EQUITY		
Current liabilities:		
Accounts payable	\$ 436,070	\$ 359,967
Book overdraft	15,954	18,518
Accrued liabilities	281,308	315,670
Current portion of operating lease liabilities	29,929	—
Current portion of contingent consideration	26,159	11,612
Deferred revenue	216,443	179,282
Current portion of long-term debt and notes payable	465	1,786
Total current liabilities	1,007,228	886,835
Long-term portion of debt and notes payable	4,353,782	4,153,465
Long-term portion of operating lease liabilities	160,033	—
Long-term portion of contingent consideration	42,825	43,003
Deferred income taxes	818,622	760,033
Other long-term liabilities	416,851	323,805
Total liabilities	6,799,341	6,167,141
Commitments and contingencies (Note 12)		
Equity:		
Common shares: 263,699,675 shares issued and 263,618,161 shares outstanding at December 31, 2019; 263,271,302 shares issued and 263,141,413 shares outstanding at December 31, 2018	4,135,343	4,131,307
Additional paid-in capital	154,917	133,577
Accumulated other comprehensive loss	(10,963)	(74,786)
Treasury shares: 81,514 and 129,889 shares at December 31, 2019 and 2018, respectively	—	—
Retained earnings	2,654,207	2,264,510
Total Waste Connections' equity	6,938,354	6,454,608
Noncontrolling interest in subsidiaries	4,850	5,380
Total equity	<u>6,938,354</u>	<u>6,460,188</u>
	<u>\$ 13,737,695</u>	<u>\$ 12,627,329</u>

Debt to Equity Ratio		Allowable in LG	
Debt	\$ 4,354,247,000	41.02%	40%
Equity	\$ 6,938,354,000	65.36%	60%
Total Debt & Equity	\$ 10,615,439,000		

Interest as a % of Debt	
Interest Expense	\$ 147,368,000
Debt	\$ 4,354,247,000
Interest as a % of Debt	3.38%

ST Debt 465,000

LT Deb 4,353,782,000

Equity 6,938,354,000

The accompanying notes are an integral part of these consolidated financial statements.

WASTE CONNECTIONS, INC.
CONSOLIDATED STATEMENTS OF NET INCOME
(IN THOUSANDS OF U.S. DOLLARS, EXCEPT SHARE AND PER SHARE AMOUNTS)

	Years Ended December 31,		
	2019	2018	2017
Revenues	\$ 5,388,679	\$ 4,922,941	\$ 4,630,488
Operating expenses:			
Cost of operations	3,198,757	2,865,704	2,704,775
Selling, general and administrative	546,278	524,388	509,638
Depreciation	618,396	572,708	530,187
Amortization of intangibles	125,522	107,779	102,297
Impairments and other operating items	61,948	20,118	156,493
Operating income	837,778	832,244	627,098
Interest expense	(147,368)	(132,104)	(125,297)
Interest income	9,777	7,170	5,173
Other income (expense), net	5,704	(170)	1,536
Income before income tax provision	705,891	707,140	508,510
Income tax (provision) benefit	(139,210)	(159,986)	68,910
Net income	566,681	547,154	577,420
Plus (less): Net loss (income) attributable to noncontrolling interests	160	(283)	(603)
Net income attributable to Waste Connections	\$ 566,841	\$ 546,871	\$ 576,817
Earnings per common share attributable to Waste Connections' common shareholders:			
Basic	\$ 2.15	\$ 2.07	\$ 2.19
Diluted	\$ 2.14	\$ 2.07	\$ 2.18
Shares used in the per share calculations:			
Basic	263,792,693	263,650,155	263,682,608
Diluted	264,526,561	264,395,618	264,302,411
Cash dividends per common share	\$ 0.665	\$ 0.580	\$ 0.500

Interest Expense 147,368,000

The accompanying notes are an integral part of these consolidated financial statements.