

RECEIVED  
RECORDS MANAGEMENT

05 JAN -7 PM 4:03

STATE OF WASH.  
UTIL. AND TRANSP.  
COMMISSION

David L. Rice  
david.rice@millernash.com  
(206) 777-7424 direct line

January 7, 2005

**HAND-DELIVERED**

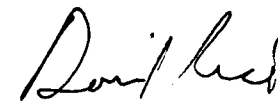
Ms. Carole J. Washburn  
Executive Secretary  
Washington Utilities and Transportation Commission  
1300 S. Evergreen Park Dr. SW  
Olympia, Washington 98504-7250

Subject: Docket No. TC-041725, In re Application No. D-079309 of CWA, Inc., d/b/a  
Central Washington Airporter

Dear Ms. Washburn:

Attached for filing are an original and 10 copies of the Direct Testimony of  
Larry Wickkiser for CWA, Inc., and supporting public witness statements of Susan Gardner,  
Colleen B. Rose, Gloria Irene LaGrave, Carol Punton, Harvey Vaughan, David Gee and  
Katherine Rheaume.

Very truly yours,



David L. Rice

cc w/enc: Mr. Larry Wickkiser

Miller Nash LLP  
www.millernash.com  
4400 Two Union Square  
601 Union Street  
Seattle, WA 98101-1367  
(206) 622-8484  
(206) 622-7485 fax

3400 U.S. Bancorp Tower  
111 S.W. Fifth Avenue  
Portland, OR 97204-3699  
(503) 224-5858  
(503) 224-0155 fax

500 E. Broadway, Suite 400  
Post Office Box 694  
Vancouver, WA 98666-0694  
(360) 699-4771  
(360) 694-6413 fax

RECEIVED  
RECORDS & COMM. UNIT

05 JAN -7 PM 4: 03

STATE OF WASH.  
UTILITIES & TRANSP.  
COMMISSION

1  
2  
3  
4  
5  
6  
7  
8  
9  
10  
11  
12  
13  
14  
15  
16  
17  
18  
19  
20  
21  
22  
23  
24  
25  
26

**BEFORE THE WASHINGTON UTILITIES AND TRANSPORTATION COMMISSION**

In re Application No. D-079309 of

CWA, INC., D/B/A CENTRAL  
WASHINGTON AIRPORTER,

Docket No. TC-041725

for Extension of Authority Under Certificate  
No. C-01073, for a Certificate of Public  
Convenience and Necessity to Operate Motor  
Vehicles in Furnishing Passenger and Express  
Service as an Auto Transportation Company

**DIRECT TESTIMONY OF**

**LARRY WICKKISER**

**FOR**

**CWA, INC. D/B/A CENTRAL WASHINGTON AIRPORTER**

January 6, 2005

**ORIGINAL**

1           **A.     QUALIFICATION OF WITNESS**

2   Q.     PLEASE STATE YOUR FULL NAME AND BUSINESS ADDRESS.

3   A.     I am Larry Wickkiser, and my address is 1416 Whitehorn Street, Ferndale, Washington,  
4           98248.

5   Q.     WHERE DO YOU WORK?

6   A.     I work at Central Washington Airporter (“CWA”), the applicant in this docket, and at  
7           Wickkiser International Companies, Inc. (“WIC”) located in Ferndale, Washington. WIC  
8           and CWA are separate corporations. WIC is a “C” corporation, and CWA is an “S”  
9           corporation. I own 80% of CWA, and Richard Johnson owns 20% of CWA. I own 90%  
10          of WIC, and Mr. Johnson owns 10% of WIC.

11   Q.     WHAT ARE YOUR CURRENT POSITIONS?

12   A.     I am currently the President of WIC and CWA.

13           **B.     CWA OVERVIEW**

14   Q.     WHAT IS CWA’S ADDRESS?

15   A.     CWA’s address is P.O. Box 9364, 2410 South 26<sup>th</sup> Avenue, Yakima, Washington, 98903

16   Q.     GENERALLY DESCRIBE FACILITIES AT THIS LOCATION.

17   A.     That location has CWA’s administrative offices, a two-bay mechanical garage, a toilet  
18          dump, and a vehicle wash station.

19   Q.     DOES CWA OFFER ANY TRANSPORTATION SERVICES CURRENTLY?

20   A.     CWA already provides airporter service between Yakima, Ellensburg, and Cle Elum (on  
21          the one hand) and Seattle-Tacoma International Airport and the Seattle Amtrak station  
22          (on the other hand).

23  
24  
25  
26

1           **C.    CWA'S PROPOSED SERVICE**

2    Q.    WHAT SERVICE DOES CWA PROPOSE TO PROVIDE IN ITS APPLICATION?

3    A.    CWA seeks a Certificate of Public Convenience and Necessity extending its current  
4           authority so it may furnish intercity passenger and express service between Yakima,  
5           Ellensburg, and Cle Elum, pursuant to RCW 81.68.040.

6    Q.    DO YOU HAVE A COPY OF CWA'S APPLICATION?

7    A.    I do. It is Exhibit One to my testimony.

8    Q.    ARE THE STATEMENTS IN THAT APPLICATION STILL TRUE?

9    A.    They are still true.

10           **D.    CWA MANAGEMENT**

11   Q.    WHO MANAGES AND OPERATES CWA?

12   A.    Larry Wickkiser, Richard Johnson, Laura Sample, and Sonny Pennington.

13   Q.    WHAT ARE THEIR DUTIES?

14   A.    Mr. Johnson and I handle general management, Laura Sample handles sales and  
15           marketing, and Sonny Pennington handles operations and is the lead driver and safety  
16           coordinator.

17   Q.    DO YOU HAVE ANY EXPERIENCE PROVIDING PASSENGER SERVICE?

18   A.    Yes, I do. I have operated CWA since 2003, which serves the route described above. I  
19           have also been the president of WIC for the past eighteen years. WIC operates Airporter  
20           Shuttle, which for eighteen years has provided a scheduled airport transportation service  
21           with ten round-trips daily between Sea-Tac Airport and Blaine, Ferndale, Bellingham,  
22           Mount Vernon, Anacortes, Oak Harbor, Stanwood and Marysville, including intercounty  
23           transportation for the areas served. WIC also has operated Bellair Charters, which  
24           provides charter service, for the past twelve years. Examples of Bellair Charters'  
25           services include a three-year contract with Skagit Transit to run the San Juan/Anacortes  
26           ferry (WSDOT) parking shuttle during the summer months, a three-month parking shuttle

1 for St. Joseph Hospital and a shuttle service for the 2002 Skagit Valley Tulip Festival.  
2 My experience with CWA, Airporter Shuttle, and Bellair Charters has familiarized me  
3 with all aspects of transportation service and operations, including regulations, safety,  
4 driver training, insurance, operations, maintenance, dispatch, reservations and marketing.

5 Q. DO CWA AND WIC HAVE WUTC CERTIFICATES AUTHORIZING THEM TO  
6 OFFER THOSE SERVICES?

7 A. Yes. The certificates are attached as Exhibit Two.

8 Q. HOW MANY PASSENGERS DOES CWA CARRY PER YEAR?

9 A. In 2004, CWA carried over 12,000 passengers, and in 2003, CWA carried  
10 5,617 passengers.

11 Q. HOW MANY PASSENGERS DOES AIRPORTER SHUTTLE CARRY PER YEAR?

12 A. In 2004 Airporter Shuttle carried 125,000 passengers, and in 2003 Airporter Shuttle  
13 carried 110,000 passengers.

14 Q. HOW MANY PASSENGERS DOES BELLAIR CHARTER CARRY PER YEAR?

15 A. In 2004 Bellair Charters carried approximately 20,000 passengers, and in 2003 Bellair  
16 Charters carried 15,000 passengers.

17 Q. DOES YOUR EXPERIENCE AT CWA, AIRPORTER SHUTTLE, AND BELLAIR  
18 CHARTER HELP YOU UNDERSTAND HOW TO PROVIDE INTERCITY SERVICE  
19 UNDER THE PROPOSED EXTENSION TO CWA'S CERTIFICATE?

20 A. Yes, it does. That is because the proposed extension involves only a small change to  
21 CWA's existing service. Under the new service, CWA's vehicles will continue to travel  
22 on the same route that they currently use when providing service connecting Yakima,  
23 Ellensburg, Cle Elum, Seattle Amtrak and Seattle-Tacoma International Airport. CWA  
24 will simply provide intercity service between Yakima, Ellensburg, and Cle Elum as an  
25 adjunct to its existing airporter service. This will enable CWA to use its vehicles more  
26 efficiently and provide improved service to the public.

1 Q. PLEASE DESCRIBE THE QUALIFICATIONS OF OTHER CWA MANAGERS.

2 A. Richard Johnson has a Masters of Business Administration from the University of  
3 Western Ontario in London, Canada's leading business school, and five years of  
4 experience with WIC. Laura Sample has ten years of sales and marketing experience.  
5 Sonny Pennington has twenty-five years of over-the-road truck driving experience and  
6 has been with CWA since it started.

7 **E. CWA OPERATIONS**

8 Q. DOES CWA HAVE AN EQUIPMENT LIST?

9 A. Yes. It is attached as Exhibit Three.

10 Q. PLEASE DESCRIBE THE INFORMATION ON THIS LIST.

11 A. The list shows the vehicles that CWA uses and the vehicle capacity. CWA uses MCI  
12 MC9 motorcoaches with state of the art Series 50 4 cycle engines and twenty passenger  
13 Krystal/Ford minibuses. The coaches have videocassette players, restrooms and reclining  
14 seats. CWA currently uses this equipment to serve its existing, certificated route between  
15 Yakima, Ellensburg, Cle Elum, Seattle Amtrak and Seattle-Tacoma International Airport.

16 Q. LET'S DISCUSS CWA'S VEHICLE MAINTENANCE. DOES CWA HANDLE ITS  
17 OWN MAINTENANCE?

18 A. CWA subcontracts routine services such as fluid changes and vehicle inspections to A &  
19 A Motorcoach. It transfers the vehicles to the WIC maintenance facility in Ferndale for  
20 more substantial maintenance, like suspension work.

21 Q. DESCRIBE THE TYPES OF PERIODIC MAINTENANCE CWA CONDUCTS.

22 A. CWA conducts maintenance at each 6,000 and 18,000 mile interval. CWA subcontracts  
23 the 6,000 mile inspection to A & A Motorcoach and the 18,000 mile inspection to WIC.

24 Q. DOES CWA CONDUCT PRE-TRIP VEHICLE INSPECTIONS? IF SO, PLEASE  
25 DESCRIBE THEM.

26

1 A. CWA trains its drivers how to conduct a pre-trip inspection. The pre-trip checklist  
2 follows the Vehicle Inspection Report (“VIR”) attached as Exhibit Four.

3 Q. DOES CWA MAINTAIN VEHICLE MAINTENANCE FILES? IF SO, PLEASE  
4 DESCRIBE THEM.

5 A. CWA maintains vehicle maintenance files. The files contains two sections. Section One  
6 includes all permanent data on the vehicle, such as titles and licenses. Section Two  
7 includes all the maintenance records. CWA tracks all VIR inspection report information  
8 on a computer database. The database is organized by vehicle number, for ease of use.

9 Q. PLEASE DESCRIBE CWA’S PROCEDURES FOR KEEPING ITS VEHICLES  
10 CLEAN.

11 A. CWA contracts with A & A Motorcoach to clean the vehicle’s interior and exterior after  
12 each run.

13 Q. DOES CWA HAVE PROCEDURES TO ASSIST DISABLED PASSENGERS?

14 A. CWA contracts with A & A Motorcoach to provide disabled passengers with  
15 transportation.

16 Q. DOES CWA HAVE INSURANCE?

17 A. CWA is insured for \$5 million.

18 Q. LET’S DISCUSS CWA’S PROCEDURES FOR KEEPING VEHICLES RUNNING ON  
19 SCHEDULE. HOW DOES CWA ENSURE THAT BUSES ARRIVE AT THE  
20 SCHEDULED TIMES?

21 A. CWA uses WIC’s 24-hour dispatch facility, which tracks each run’s position.

22 Q. WHAT HAPPENS IF A VEHICLE BREAKS DOWN AND CANNOT PICK UP  
23 PASSENGERS AT THE SCHEDULED TIME? DOES CWA HAVE REPLACEMENT  
24 VEHICLES?

25

26

- 1 A. CWA has a back-up vehicle in Yakima. It also has contracts with two motorcoach  
2 companies, A & A Motorcoach in Yakima and Puget Sound Charters in Renton, that will  
3 dispatch vehicles to help CWA in an emergency.
- 4 Q. LET'S DISCUSS CWA'S DRIVERS. HOW MANY ARE THERE?
- 5 A. CWA employs eight drivers based in Yakima.
- 6 Q. HOW DO DRIVERS COMMUNICATE WITH CWA'S ADMINISTRATIVE  
7 OFFICES?
- 8 A. CWA maintains radio contact with drivers using the Nextel two-way radio service.
- 9 Q. DOES CWA HAVE DRIVER HIRING POLICIES AND PROCEDURES?
- 10 A. Yes. CWA has an Operators Handbook and an Employee Handbook. The handbooks are  
11 based on the procedures that have been in place throughout the last eighteen years of  
12 WIC's operations. CWA also has a hiring procedure checklist, which is attached as  
13 Exhibit Five.
- 14 Q. DOES CWA TRAIN ITS DRIVERS?
- 15 A. Yes. WIC employs a full-time trainer who trains CWA's drivers. CWA lead driver  
16 Sonny Pennington also trains drivers.
- 17 Q. WHAT WILL CWA'S TRAINING PROCEDURES BE?
- 18 A. CWA's training includes pre-hire inspections of past experiences and records, two days  
19 of in-class training and testing and three to five days of vehicle familiarization and on the  
20 road instructions.
- 21 Q. DOES CWA CONTINUE TO MONITOR DRIVER PERFORMANCE AFTER THEY  
22 BECOME EMPLOYEES?
- 23 A. Yes. CWA's safety manager Sonny Pennington rides with its drivers twice each year and  
24 provides regular training and feedback for the drivers. CWA also implemented the  
25 procedures in the WUTC and WSP Guide to Achieving a Satisfactory Safety Record and  
26 Federal Motor Carrier Safety Regulations including, but not limited to the formal



1 Accident Register, Accident Analysis and Accident Frequency Program, VIR procedures,  
2 drug and alcohol policies, and other procedures.

3 Q. DOES CWA COMPLY WITH DEPARTMENT OF TRANSPORTATION (“DOT”)  
4 REQUIREMENTS, INCLUDING THE HOURS OF SERVICE RULES?

5 A. CWA complies fully with all DOT requirements, including the hours of service rules.

6 Q. YOU STATED THAT CWA HAS A SAFETY MANAGER. WHO IS THE SAFETY  
7 MANAGER AND WHAT ARE HIS OR HER DUTIES?

8 A. Sonny Pennington is the safety manager. He is responsible for the daily operations of  
9 CWA, and he arranges for CWA to contract with WIC for driver training and safety  
10 programs. He is also responsible for implementing procedures in CWA’s Operators  
11 Handbook and the Employee Handbook.

12 Q. HOW DOES A PASSENGER OBTAIN A TICKET FOR CWA’S SERVICE?

13 A. Passengers may purchase tickets one of several ways. They may call a local or toll free  
14 number and make a reservation over the telephone, purchase a ticket online at  
15 [www.airporter.com](http://www.airporter.com), purchase a ticket from a local travel agent that has contracted with  
16 CWA, or purchase a ticket directly from the driver.

17 Q. DOES CWA ADVERTISE ITS SERVICE?

18 A. CWA has a marketing manager who uses sales calls to promote the service to local  
19 companies. CWA advertises in local journals, newspapers, radio and TV. CWA  
20 participates in local trade shows. CWA will use these methods to promote its new  
21 intercity service.

22 Q. IS CWA FINANCIALLY CAPABLE OF OPERATING AN AIRPORTER SERVICE?

23 A. Yes. As Attachment Fifteen of Exhibit One (CWA’s Application) shows, CWA has  
24 \$22,141.00 in assets and is financially sound.

25 Q. YOU’VE JUST DESCRIBED CWA’S EXISTING MANAGEMENT AND  
26 OPERATIONS. WILL CWA USE THE SAME MANAGEMENT AND OPERATIONS

1 THAT YOU'VE DESCRIBED ABOVE WHEN CWA BEGINS SERVICE UNDER  
2 THE EXTENSION TO ITS CERTIFICATE SOUGHT IN ITS APPLICATION?

3 A. Yes. CWA will use the same management and operations described above when  
4 providing the service under the extension to its certificate. CWA will use the same  
5 vehicle maintenance procedures, equipment, periodic maintenance procedures, pre-trip  
6 vehicle inspections, vehicle maintenance files, cleaning procedures, procedures to assist  
7 disabled passengers, insurance, scheduling, management, replacement vehicle  
8 procedures, drivers, driver communications procedures, driver hiring policies and  
9 procedures, driver training, driver performance monitoring, DOT requirements  
10 compliance policies, safety manager, ticketing, advertising, and finances as it currently  
11 uses in its existing service. The difference is that CWA will add intercity service to its  
12 schedule along the route it already serves for Yakima, Cle Elum, and Ellensburg. CWA  
13 will promote its new services through advertising and will make whatever minor changes  
14 are necessary to its management and operations to facilitate the new service.

15 Q. BASED ON THE INFORMATION YOU HAVE PROVIDED ABOVE, IS CWA FIT,  
16 WILLING AND ABLE TO PROVIDE THE SERVICE DESCRIBED IN THE  
17 APPLICATION?

18 A. Absolutely. CWA's management has substantial experience in operating a successful  
19 airporter service, and CWA has the resources necessary to do so.

20 Q. DOES THIS CONCLUDE YOUR TESTIMONY?


21 A. Yes.

22  
23  
24  
25  
26

1  
2  
3  
4  
5  
6  
7  
8  
9  
10  
11  
12  
13  
14  
15  
16  
17  
18  
19  
20  
21  
22  
23  
24  
25  
26

I declare under penalty of perjury under the laws of the State of Washington that the foregoing is true and correct.

EXECUTED this 6<sup>th</sup> day of January, 2005 at FERDALE (city) in WHATCOM County, Washington.

  
\_\_\_\_\_  
Larry Wickkiser

**EXHIBIT 1**  
**CWA Application**

**WASHINGTON UTILITIES AND TRANSPORTATION COMMISSION**

1300 South Evergreen Park Drive SW, PO Box 47250  
Olympia Washington 98504-7250  
Phone (360) 664-1222  
Fax (360) 586-1181

**APPLICATION FOR BUS CERTIFICATE**

Fee: \$150.00

CID 40603 Reception NO. 0008520 Application No. D-19309  
230-01

Date Received 9/21/04 Amount \$ 150.00 Additional Permit \_\_\_\_\_

Fitness                      Rates                      Schedule                      Insurance

Application is made to the Washington Utilities and Transportation Commission for a Certificate of Public Convenience and Necessity, as provided in Chapter 81.68 RCW.

**APPLICATION**

Fee - \$150

(Check One Only)      L ORIGINAL    **XX** EXTENSION

NOTE: APPLICATION MUST BE COMPLETED IN FULL.       INDIVIDUAL       PARTNERSHIP  
**XX** CORPORATION

1. NAME OF APPLICANT CWA, Inc.  
(Must correspond with name on insurance policy)

2. D/B/A: Airporter Shuttle

3. MAILING ADDRESS 1416 Whitehorn Street      PHYSICAL ADDRESS Same  
Ferndale, WA 98248

BUSINESS TELEPHONE NUMBER (360) 380-2859      FAX NUMBER (360) 380-1538

UBI # 602-240-445      E-MAIL LARRY@AIRPORTER.COM

4. IF APPLICANT IS A CORPORATION, LIST NAME, TITLES, AND PERCENTAGE OF STOCK OF PRINCIPAL SHAREHOLDERS. IF APPLICANT IS A PARTNERSHIP, LIST NAMES, ADDRESSES, AND PERCENTAGE OF INTEREST OF ALL PERSONS HAVING AN EQUITY IN THE BUSINESSES:  
Larry Wickkiser, President, 80% stockholder

Richard Johnson, Vice President and General Manager, 20% stockholder

5. Will an attorney be representing you at the hearing?     Yes     No

If yes, list specific attorney's name: David Rice, Miller Nash, LLP

Phone No. (206) 777-7424      Address: 601 Union Street, Suite 4400, Seattle, WA 98101

If the Commission assigns this application for formal hearing, applicant will present approximately 5-6 witnesses at the hearing. Estimate how much time your presentation will take. 2 hours

- 7. Describe your proposed route using state or county highway numbers, AND attach a detailed map or sketch showing the proposed route or area.

See attachment 7.

(NOTE: This statement may be a separate attachment labeled "7").

- 8. Is this an application for extension of your present route?  Yes  NO
If yes, attach a copy of your current certificate.

See attachment 8.

- 9. Attach two copies of your proposed tariff, which shows both the rates or fees to be charged for service and rules and regulations which govern how they will be assessed.

See attachment 9.

- 10. Attach two copies of your proposed time schedule and route, naming all service points. See attachment 10.

- 11. State fully the conditions that justify the Commission granting you a certificate.

See attachment 11.

(NOTE: This statement may be a separate attachment labeled "11")

- 12. List the terminal facilities you propose to use at each of the named points on your proposed route.

See attachment 12.

(NOTE: This statement may be a separate attachment labeled "12")

- 13. You must submit, prior to issuance of a certificate to operate as an Auto Transportation Company, a Form "E" Certificate of Insurance issued by an insurance company authorized to write insurance in the state of Washington. See attachment 13.

on file

- 14. List the names and addresses of all other transportation providers currently furnishing similar service by means of motor coach, railroad or boat lines, between any of the points or along any portion of the route you propose to serve.

See attachment 14.

(NOTE: This statement may be a separate attachment labeled "14")

15. Complete the following financial data\*:

ASSETS		LIABILITIES	
Cash in Bank and on hand	\$	Salaries/Wages Payable	\$
Notes Receivable	\$	Accounts Payable	\$
Accounts Receivable	\$	Notes Payable	\$
Investments	\$	Mortgages Payable	\$
Other Current Assets	\$	Contracts and Bonds Payable	\$
Prepaid Expenses	\$	Other	\$
Land and Buildings		<b>TOTAL LIABILITIES</b>	\$
Equipment (buses)	\$	NET WORTH	
Office Furniture	\$	Preferred Stock	\$
Other Equipment	\$	Common Stock	\$
Other Assets	\$	Retained Earnings	\$
	\$	Capital	\$
<b>TOTAL ASSETS</b>	\$	<b>TOTAL LIABILITIES AND NET WORTH</b>	\$

\*Enclose Balance Sheet and Profit and Loss Statement, if available, and label it "15" See attachment 15.

16. Complete the following statement of equipment to be used in connection with proposed service or attach equipment list with the appropriate information.

LICENSE NUMBER	YEAR AND MAKE OF VEHICLE	SERIAL NUMBER (VEHICLE IDENTIFICATION NUMBER)	SEATING CAPACITY
See attachment 16.			

(NOTE: This information may be an attachment labeled "16").

17. SAFETY COMPLIANCE REVIEW AND QUESTIONNAIRE:

**GENERAL**

Do you have a copy of the laws and rules relating to auto transportation companies?..... YES X NO \_\_\_ N/A \_\_\_

Have you been cited within the last three years by the Commission for violations of it rules or laws?..... YES \_\_\_ NO X \_\_\_

If Yes, explain: \_\_\_\_\_

Are you familiar with the state passenger carrier safety rules?..... YES X NO \_\_\_

Will management review the carrier's compliance status on a periodic basis?.....  X  \_\_\_\_\_

**NOTIFICATION AND REPORTING OF ACCIDENTS**

	YES	NO	N/A
Are you familiar with the Commission accident reporting rule? .....	<u> X </u>	_____	_____
Will you take any action against drivers involved in preventable accidents?.....	<u> X </u>	_____	_____

**PART 391 - QUALIFICATION OF DRIVERS**

	YES	NO	N/A
Do you have written hiring policies/procedures that are being followed when hiring new drivers?.....	<u> X </u>	_____	_____
Are oral interviews conducted with new drivers to verify information submitted on their applications?..	<u> X </u>	_____	_____
Will you have a system established to ensure drivers' medical certificates remain current?... ..	<u> X </u>	_____	_____
Will you verify that physicians completing medical certifications are knowledgeable about the instructions for performing and recording driver physical examinations?.....	<u> X </u>	_____	_____
Will you review the results of the health history and physical examination?.....	<u> X </u>	_____	_____
Will you have a system established that will ensure drivers' operating licenses remain current?.....	<u> X </u>	_____	_____
Will you have a system established that will ensure drivers' annual reviews and annual record of violations remain current?.....	<u> X </u>	_____	_____
Will you comply with the road test provisions of Section 391.31?.....	<u> X </u>	_____	_____
Can you maintain and produce complete driver qualification files on drivers?.....	<u> X </u>	_____	_____

**PART 392 - DRIVING OF MOTOR VEHICLES**

	YES	NO	N/A
Do you have established procedures concerning the use of alcohol and drugs?.....	<u> X </u>	_____	_____
Do you have a policy for monitoring speed?.....	<u> X </u>	_____	_____

**PART 395 - HOURS OF SERVICE OF DRIVERS**

	YES	NO	N/A
Can you explain the hours of service limitations, i.e., 10, 15, 60 in 7, 70 in 8?.....	<u> X </u>	_____	_____
Will you file records of duty status in systematic manner?.....	<u> X </u>	_____	_____
Will drivers be required to complete recaps of their records of duty status?.....	<u> X </u>	_____	_____
Will dispatchers be aware of drivers' hours of service prior to trip?.....	<u> X </u>	_____	_____
Will other independent records be compared to drivers records of duty status for accuracy?.....	<u> X </u>	_____	_____
Will you have a system for recording hours of duty status on 100 mile radius drivers?.....	<u> X </u>	_____	_____
Will you have a disciplinary policy for noncompliance with Part 395?.....	<u> X </u>	_____	_____

**PART 396 - INSPECTION, REPAIR AND MAINTENANCE**

	YES	NO	N/A
Will you have written procedures explaining a systematic, periodic maintenance program?.....	<u> X </u>	_____	_____
Will you periodically review maintenance records for all equipment?.....	<u> X </u>	_____	_____
Will you comply with the vehicle inspection procedure?.....	<u> X </u>	_____	_____



PART 396 – INSPECTION, REPAIR AND MAINTENANCE (con't)

	YES	NO	N/A
Will you train drivers to perform pre-trip inspections?.....	<u>X</u>	___	___
Will you maintain the prior three months vehicle inspection reports on a vehicle?.....	<u>X</u>	___	___
Will you maintain a complete maintenance file on all vehicles?.....	<u>X</u>	___	___

The applicant understands that the filing of this application does not in itself constitute authority to operate; that he/she is familiar with the law and the rules of the Washington Utilities and Transportation Commission governing Auto Transportation Companies and promises strict compliance therewith.

Dated at: Bellingham, Washington, September 16, 2004.  
(City or Town) (Month/Day/Year)

LARRY WICKESER  
(Name of applicant)

By: Larry Wickeser  
(Signature)

I certify (or declare) under penalty of perjury under the laws of the state of Washington that the foregoing is true and correct.

9/16/04 Bellingham, WA  
(Date and Place)

Richard Johnson  
(Signature)

**Attachment 7**  
**Proposed route, with attached map.**

The proposed route is intercity service between Yakima, Ellensburg, and Cle Elum, via Interstate Highways #82 and #90. A map is attached.

## WASHINGTON UTILITIES AND TRANSPORTATION COMMISSION

**For the Operation of Motor Propelled Vehicles**

pursuant to the provisions of Chapter 81 RCW

THIS IS TO CERTIFY that authority is granted to operate as a MOTOR CARRIER in the transportation of the commodities and in the territory described herein to

CWA, INC.,  
d/b/a CENTRAL WASHINGTON AIRPORTER  
2410 SOUTH 26<sup>TH</sup> AVENUE  
PO BOX 9364  
YAKIMA, WA 98903

PERMIT NO.  
C-1073

PASSENGER SERVICE BETWEEN: Yakima, Ellensburg, and Cle Elum, on the one hand, and on the other hand the Seattle-Tacoma International Airport and the Seattle Amtrak station.

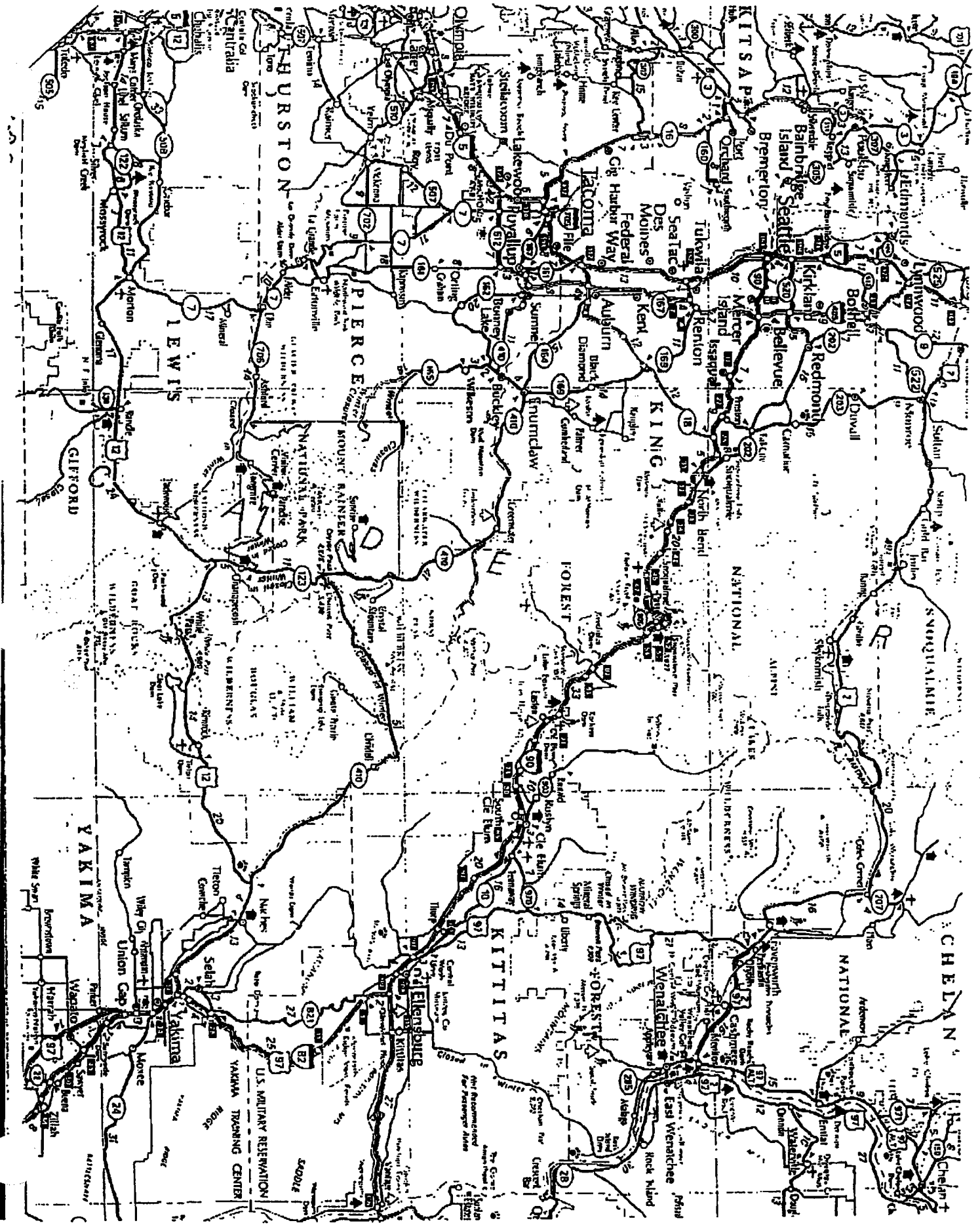
TC-021402

05-28-03



SERVICE DATE  
MAY 28 2003

WASHINGTON UTILITIES AND TRANSPORTATION  
COMMISSIONBy Carole J. Thashler



**Attachment #8**  
**Operating Certificate**

CWA Inc., d.b.a. Airporter Shuttle, holds current certificate C-1073, effective May 28, 2003 granting the following authority:

**PASSENGER SERVICE BETWEEN:** Yakima, Ellensburg, and Cle Elum, on the one hand, and on the other hand the Seattle-Tacoma International Airport and the Seattle Amtrak station.

No service will be provided between any points within King County. The Certificate is attached.

**Attachment #9**  
**Proposed Tariff**

CWA Inc., d.b.a. Central Washington Airporth, is herewith filing tariffs to serve intermediate points in Yakima and Kittitas Counties, designated as Yakima, Ellensburg, and Cle Elum.

CWA Inc. is filing tariffs for regular and irregular scheduled intercity passenger and express service:

Tariff divisions:

\$10.00 one way fare between points in Yakima in the east, and Ellensburg to the west.

\$8.00 one way youth fare.

\$14.00 one way fare between points in Yakima in the east, and Cle Elum to the west.

\$12.00 one way youth fare.

\$5.00 one way fare between points in Ellensburg to the east, and Cle Elum to the west.

\$4.00 one way youth fare.

No round trip fare or discounts are offered other than the following:

Youth (2 to 15 years).

Child (under 2) free.

Tariff #  
Company Name:

#2  
CWA Inc, dba Airporter Shuttle C-1073

ADULT		SEA	STL	YAT	YRL	ELL	CLE
YAT*	OW	\$ 37.00	\$ 43.00			\$ 10.00 A	\$ 10.00 A
	RT	\$ 74.00	\$ 86.00			\$ 20.00 A	\$ 20.00 A
YRL	OW	\$ 36.00	\$ 41.00			\$ 10.00 A	\$ 10.00 A
	RT	\$ 72.00	\$ 82.00			\$ 20.00 A	\$ 20.00 A
ELL	OW	\$ 31.00	\$ 36.00	\$ 10.00 A	\$ 10.00 A		\$ 5.00 A
	RT	\$ 62.00	\$ 72.00	\$ 20.00 A	\$ 20.00 A		\$ 10.00 A
CLE	OW	\$ 26.00	\$ 31.00	\$ 14.00 A	\$ 14.00 A	\$ 5.00 A	
	RT	\$ 52.00	\$ 62.00	\$ 28.00 A	\$ 28.00 A	\$ 10.00 A	
SEA	OW			\$ 37.00	\$ 36.00	\$ 31.00	\$ 26.00
	RT			\$ 74.00	\$ 72.00	\$ 62.00	\$ 52.00
STL	OW			\$ 43.00	\$ 41.00	\$ 36.00	\$ 31.00
	RT			\$ 86.00	\$ 82.00	\$ 72.00	\$ 62.00

YOUTH		SEA	STL	YAT	YRL	ELL	CLE
YAT	OW	\$ 32.00	\$ 37.00			\$ 8.00 A	\$ 12.00 A
	RT	\$ 64.00	\$ 74.00			\$ 16.00 A	\$ 24.00 A
YRL	OW	\$ 31.00	\$ 36.00			\$ 8.00 A	\$ 12.00 A
	RT	\$ 62.00	\$ 72.00			\$ 16.00 A	\$ 24.00 A
ELL	OW	\$ 26.00	\$ 31.00	\$ 8.00 A	\$ 8.00 A		\$ 4.00 A
	RT	\$ 52.00	\$ 62.00	\$ 16.00 A	\$ 16.00 A		\$ 8.00 A
CLE	OW	\$ 21.00	\$ 26.00	\$ 12.00 A	\$ 12.00 A	\$ 4.00 A	
	RT	\$ 42.00	\$ 52.00	\$ 24.00 A	\$ 24.00 A	\$ 8.00 A	
SEA	OW			\$ 32.00	\$ 31.00	\$ 26.00	\$ 21.00
	RT			\$ 64.00	\$ 62.00	\$ 52.00	\$ 42.00
STL	OW			\$ 37.00	\$ 36.00	\$ 31.00	\$ 26.00
	RT			\$ 74.00	\$ 72.00	\$ 62.00	\$ 52.00

A = Add for Requested New Service

YAT = Yakima Air Terminal  
 YRL = Yakima Red Lion  
 ELL = Ellensburg Inn, Ellensburg  
 CLE = Cle Elum Shell, Cle Elum  
 SEA = Seatac Airport  
 STL = Seattle

\* additional \$1 over YRL is to partially cover Yakima Air Terminal tax

Issue Date: September 15, 2004

Effective: October 15, 2004

Issued By: Richard Johnson

Tariff #  
Company Name:

#2  
CWA Inc, dba Airporter Shuttle C-1073

ADULT		SEA	STL	YAT	YRL	ELL	CLE
YAT*	OW	\$ 37.00	\$ 43.00			\$ 10.00 A	\$ 10.00 A
	RT	\$ 74.00	\$ 86.00			\$ 20.00 A	\$ 20.00 A
YRL	OW	\$ 36.00	\$ 41.00			\$ 10.00 A	\$ 10.00 A
	RT	\$ 72.00	\$ 82.00			\$ 20.00 A	\$ 20.00 A
ELL	OW	\$ 31.00	\$ 36.00	\$ 10.00 A	\$ 10.00 A		\$ 5.00 A
	RT	\$ 62.00	\$ 72.00	\$ 20.00 A	\$ 20.00 A		\$ 10.00 A
CLE	OW	\$ 26.00	\$ 31.00	\$ 14.00 A	\$ 14.00 A	\$ 5.00 A	
	RT	\$ 52.00	\$ 62.00	\$ 28.00 A	\$ 28.00 A	\$ 10.00 A	
SEA	OW			\$ 37.00	\$ 36.00	\$ 31.00	\$ 26.00
	RT			\$ 74.00	\$ 72.00	\$ 62.00	\$ 52.00
STL	OW			\$ 43.00	\$ 41.00	\$ 36.00	\$ 31.00
	RT			\$ 86.00	\$ 82.00	\$ 72.00	\$ 62.00

YOUTH		SEA	STL	YAT	YRL	ELL	CLE
YAT	OW	\$ 32.00	\$ 37.00			\$ 8.00 A	\$ 12.00 A
	RT	\$ 64.00	\$ 74.00			\$ 16.00 A	\$ 24.00 A
YRL	OW	\$ 31.00	\$ 36.00			\$ 8.00 A	\$ 12.00 A
	RT	\$ 62.00	\$ 72.00			\$ 16.00 A	\$ 24.00 A
ELL	OW	\$ 26.00	\$ 31.00	\$ 8.00 A	\$ 8.00 A		\$ 4.00 A
	RT	\$ 52.00	\$ 62.00	\$ 16.00 A	\$ 16.00 A		\$ 8.00 A
CLE	OW	\$ 21.00	\$ 26.00	\$ 12.00 A	\$ 12.00 A	\$ 4.00 A	
	RT	\$ 42.00	\$ 52.00	\$ 24.00 A	\$ 24.00 A	\$ 8.00 A	
SEA	OW			\$ 32.00	\$ 31.00	\$ 26.00	\$ 21.00
	RT			\$ 64.00	\$ 62.00	\$ 52.00	\$ 42.00
STL	OW			\$ 37.00	\$ 36.00	\$ 31.00	\$ 26.00
	RT			\$ 74.00	\$ 72.00	\$ 62.00	\$ 52.00

A = Add for Requested New Service

YAT = Yakima Air Terminal  
 YRL = Yakima Red Lion  
 ELL = Ellensburg Inn, Ellensburg  
 CLE = Cle Elum Shell, Cle Elum  
 SEA = Seatac Airport  
 STL = Seattle

\* additional \$1 over YRL is to partially cover Yakima Air Terminal tax

Issue Date: September 15, 2004

Effective: October 15, 2004

Issued By: Richard Johnson



**Attachment #10**

**posed time schedule and route, naming all service points.**

Schedules: The following are existing regular route service times that will also apply for CWA's intercity service. Additional regular and irregular route schedules may be added or substituted in the future.

This service is currently operating four round trips daily.

**Central Washington Airporter Service**

**Depart.....Yakima Airport .....6:00AM, 8:00AM, 11:00AM, 5:00PM**

**Depart.....Yakima .....6:15AM, 8:15AM, 11:15AM, 5:15PM**

**Depart..... Ellensburg.....7:00AM, 9:00AM, 12:00PM, 6:00PM**

**Depart.....Cle Elum.....7:30AM, 9:30AM, 12:30PM, 6:30PM**

**Arrive.....SeaTac Airport.....9:15AM, 11:15AM, 2:15PM, 8:15PM**

**Arrive.....Downtown Seattle.....9:45AM, 11:45AM, 2:45PM, 8:45PM**

**Depart.....Downtown Seattle..... 10:30AM, 1:30PM, 4:30PM, 10:30PM**

**Depart.....SeaTac Airport.....11:00AM, 2:00PM, 5:00PM, 11:00PM**

**Arrive.....Cle Elum..... 12:45PM, 3:45PM, 6:45PM, 12:45AM**

**Arrive.....Ellensburg.....1:15PM, 4:15PM, 7:15PM, 1:15AM**

**Arrive.....Yakima.....2:00PM, 5:00PM, 8:00PM, 2:00AM**

**Arrive.....Yakima Airport..... 2:15PM, 5:15PM, 8:15PM, 2:15AM**

**Attachment #10**

**Proposed time schedule and route, naming all service points.**

Schedules: The following are existing regular route service times that will also apply for CWA's intercity service. Additional regular and irregular route schedules may be added or substituted in the future.

This service is currently operating four round trips daily.

**Central Washington Airporter Service**

**Depart.....Yakima Airport .....6:00AM, 8:00AM, 11:00AM, 5:00PM**  
**Depart.....Yakima .....6:15AM, 8:15AM, 11:15AM, 5:15PM**  
**Depart..... Ellensburg.....7:00AM, 9:00AM, 12:00PM, 6:00PM**  
**Depart.....Cle Elum.....7:30AM, 9:30AM, 12:30PM, 6:30PM**  
**Arrive.....SeaTac Airport.....9:15AM, 11:15AM, 2:15PM, 8:15PM**  
**Arrive.....Downtown Seattle.....9:45AM, 11:45AM, 2:45PM, 8:45PM**  
**Depart.....Downtown Seattle..... 10:30AM, 1:30PM, 4:30PM, 10:30PM**  
**Depart.....SeaTac Airport.....11:00AM, 2:00PM, 5:00PM, 11:00PM**  
**Arrive.....Cle Elum..... 12:45PM, 3:45PM, 6:45PM, 12:45AM**  
**Arrive.....Ellensburg.....1:15PM, 4:15PM, 7:15PM, 1:15AM**  
**Arrive.....Yakima.....2:00PM, 5:00PM, 8:00PM, 2:00AM**  
**Arrive.....Yakima Airport..... 2:15PM, 5:15PM, 8:15PM, 2:15AM**

**Attachment #11****Conditions that justify the Commission granting CWA a certificate.**

There is a public need for the service CWA proposes. Effective August 2004, the only other intercity operator, Greyhound Lines, has discontinued service to Cle Elum completely and has reduced their scheduled service to Yakima and Ellensburg.

CWA's proposed four trips a day would offer area residents more commuter connections to medical, educational, recreational, employment and shopping opportunities in Yakima, Ellensburg, and Cle Elum. CWA's existing scheduled travel times would not be affected by the addition of this service, since it adds no more stops or travel time to the existing route.

CWA will provide a safe travel alternative. The primary roads between the populated areas of Yakima and Kittitas Counties are Interstate Highways #82 and #90. Manastash Pass, and Athanum Ridge on Interstate Highway #82, are mountainous, rising to over 3,000 feet elevation. Fog, black ice, and snowing conditions are possible over these highways, especially prevalent during the winter months. Many potential customers are reluctant or unwilling to drive themselves or ask relatives and friends to drive them over the inherent hazardous conditions of these mountain highways any time of the year, but especially in the winter. CWA will meet the needs of these customers through the proposed service.

Americans with Disabilities (ADA) vehicles will be provided at no additional charge for customers who request these services with 24 hour advance notice.

As business grows it is anticipated that in the future this service could be offered more frequently each day. CWA will be working with the various public transportation authorities and the other private sector transportation providers to coordinate service to rural and underserved communities along this corridor.

**Attachment #12.**

**t terminal facilities you propose to use at each of the named points on your proposed route.**

The following are proposed regular pick up locations, but additional regular and irregular route locations may be added or substituted in the future:

Yakima Air Terminal, 2400 West Washington Avenue, Yakima.

Yakima Red Lion Gateway Hotel, 9 North 9th Street, Yakima.

Ellensburg Inn, 1700 Canyon Road, Ellensburg.

Cle Elum Shell Station, 207 West 1st Street, Cle Elum.

**Attachment #13**

**Form E" Certificate of Insurance issued by an insurance company in the state of Washington.**

CWA Inc., is insured by National Interstate Insurance Agency, Inc.,  
3250 Interstate Drive  
Richfield, OH 44286-9000

Form E/F is attached.

**Form 5**  
**UNIFORM ACTUARY CERTIFICATE OF LIABILITY AND PROPERTY**  
**DAMAGE LIABILITY CERTIFICATE OF INSURANCE**

Effective Date

**INSURANCE COMPANY AND OTHER INFORMATION**

**INSURANCE COMPANY NAME**

**INSURANCE POLICY NUMBER AND DATE**

**INSURANCE POLICY TYPE AND CLASSIFICATION**

THIS POLICY IS A CONTRACT OF INSURANCE. THE POLICY IS SUBJECT TO THE TERMS, CONDITIONS AND EXCLUSIONS SET FORTH IN THE POLICY DOCUMENT. THE POLICY IS SUBJECT TO THE TERMS, CONDITIONS AND EXCLUSIONS SET FORTH IN THE POLICY DOCUMENT. THE POLICY IS SUBJECT TO THE TERMS, CONDITIONS AND EXCLUSIONS SET FORTH IN THE POLICY DOCUMENT.

**INSURANCE COMPANY NAME** \_\_\_\_\_ **CLASSIFICATION** \_\_\_\_\_  
**INSURANCE POLICY NUMBER AND DATE** \_\_\_\_\_  
**INSURANCE POLICY TYPE AND CLASSIFICATION** \_\_\_\_\_

**Attachment #14**

**all other transportation providers currently furnishing similar service between any of the points on or along any portion of the route.**

Greyhound Bus Lines, Inc.  
811 Stewart Ave.  
Seattle, WA 98101  
206-628-5521  
Bill Lewis, District Manager

## ATTACHMENT #15

**CWA Balance Sheet  
as of June 30, 2004**

<b>Assets</b>		<b>Liabilities</b>	
Cash in Bank	\$ 4,907.00	Wages Payable	\$ 2,259.00
Notes Receivable	\$ -	Accounts Payable	\$ 16,942.00
Accounts Receivable	\$17,234.00	Notes Payable	\$ -
Investments	\$ -	Mortgages Payable	\$ -
Current Assets	\$ 150.00	Prepaid Tickets	\$ 7,377.00
Prepaid Expenses	\$ -	<b>Total Liabilities</b>	<u>\$ 26,578.00</u>
Land & Building	\$ -	<b>Net Worth</b>	
Equipment	\$ -	Common Stock	\$ 48,000.00
Office Furniture	\$ 1,650.00	Prior Year Earning	\$ (67,250.00)
Other Assets	\$ -	Current Year Earnings	\$ 14,813.00
		<b>Total Equity</b>	<u>\$ (4,437.00)</u>
<b>Total Assets</b>	<u><u>\$22,141.00</u></u>	<b>Total Liabilities &amp; Equity</b>	<u><u>\$ 22,141.00</u></u>



**Attachment #16  
Equipment List**

Equipment list:

One 47 passenger motorcoaches with an approximate value of \$100,000.  
Three 20 passenger minibuses with an approximate value of \$75,000 each.

<u>License #</u>	<u>Year and Make</u>	<u>Serial Number</u>	<u>Seating</u>
A63027T	2004 Krystal Coach	1FDWE45F83HB54232	20
A63028T	2004 Krystal Coach	1FDWE45F43HB54227	20
A28587U	2004 Krystal Coach	1FDWE45F83HB58457	20
A80646P	1984 MCI MC9	1TUA AH9AXER004332	47

**EXHIBIT 2**

**CWA and WIC Certificates issued by the WUTC**

WASHINGTON UTILITIES AND TRANSPORTATION COMMISSION

**For the Operation of Motor Propelled Vehicles**

pursuant to the provisions of Chapter 81 RCW

THIS IS TO CERTIFY that authority is granted to operate as a MOTOR CARRIER in the transportation of the commodities and in the territory described herein to

CWA, INC.,  
d/b/a CENTRAL WASHINGTON AIRPORTER  
2410 SOUTH 26<sup>TH</sup> AVENUE  
PO BOX 9364  
YAKIMA, WA 98903

PERMIT NO.  
C-1073

PASSENGER SERVICE BETWEEN: Yakima, Ellensburg, and Cle Elum, on the one hand, and on the other hand the Seattle-Tacoma International Airport and the Seattle Amtrak station.

TC-021402

05-28-03



SERVICE DATE  
MAY 28 2003

WASHINGTON UTILITIES AND TRANSPORTATION  
COMMISSION

By Carole J. Shastler

WASHINGTON UTILITIES AND TRANSPORTATION COMMISSION

**For the Operation of Motor Propelled Vehicles**

pursuant to the provisions of Chapter 81 RCW

THIS IS TO CERTIFY that authority is granted to operate as a MOTOR CARRIER in the transportation of the commodities and in the territory described herein to

WICKKISER INTERNATIONAL COMPANIES, INC.  
d/b/a AIRPORTER SHUTTLE  
1416 WHITEHORN ST.  
FERNDALE, WA 98248

PERMIT NO.  
C-933

PASSENGER AND EXPRESS SERVICE BETWEEN: Bellingham International Airport and Seattle Tacoma International Airport with service to intermediate points via I-5 and off route points within 1 mile of I-5 in Skagit and Snohomish Counties; and with service to Everett and Seattle. Closed door operations between Seattle Tacoma International Airport and I-5 exit 199.

BETWEEN: Interstate Highway 5 and points in Fidalgo and Whidbey Islands via SR 20 and SR 525.

AIRPORTER PASSENGER AND EXPRESS SERVICE BETWEEN: Seattle Tacoma International Airport and points in Whatcom County.

BETWEEN: Seattle Tacoma International Airport and/or Bellingham International Airport and Oak Harbor, Anacortes and points within 5 miles of I-5 in Skagit County.

COMBINED OPERATIONS: Operations under this certificate may be combined in one vehicle for operational convenience of the carrier.

The holder of this certificate may operate a two wheel trailer having a gross licensed weight not to exceed 2,000 pounds when such trailer is used to carry baggage or express and is towed by a vehicle in which passengers are being transported.

PASSENGER AND EXPRESS SERVICE BETWEEN: The city of Stanwood and Exit 212 on Interstate 5, via State Highway 532, with no service to intermediate points on State Highway 532. The carrier may, at its option, interconnect this service with its service on the Interstate 5 corridor.



WASHINGTON UTILITIES AND TRANSPORTATION  
COMMISSION

By

## WASHINGTON UTILITIES AND TRANSPORTATION COMMISSION

Continuation

BETWEEN: SeaTac International Airport and points in Snohomish County on or west of 51st Avenue N.E., and on and north of 108th Street N.E., then on and west of 67th Avenue N.E., north to 204th Street, then west of Highway 9 to the Skagit County border, with no service to be rendered on or at east of Highway 9. Door to door service within the named territory by reservations only. All passenger service to originate or terminate at SeaTac International Airport.

**\*LIMITATIONS:**

1. No service may be rendered hereunder between SeaTac on the one hand and Seattle and Everett on the other.
2. No service may be rendered hereunder between Seattle on the one hand and Everett on the other.
3. No service may be rendered hereunder between Everett on the one hand and points in Snohomish County on the other.

M. V. C. NO. 2272

03-07-2000



**EXHIBIT 3**  
**CWA Equipment List**

Wickkiser International  
Vehicle List

	WIC, Inc. Number	Year and Trade Name of Vehicle	Serial Number	License Number	Seating
1	128	1995 Dodge Ram 350 Van	2B5WB35Z7SK549752	053GSL	11
2	129	1995 Ford Clubwagon	1FBJS31F7SHA75354	A47919A	10
3	130	1995 Ford Clubwagon	1FBJS31F5SHA12981	A47918A	10
4	138	1994 Dodge RAM 350	2B7K831Z5RK106456	334JFT	11
5	164	2003 Dodge Sprinter Van	WD2YD241725353264	392RLP	
6	219	1993 Ford Supreme Startrans	1FDKE30M7PHB9753T	26992X	21
7	225	1994 Ford Classic by Metrotrans (wheelchair equipped)	1FDKE30MSRHC05841	22617Y	20/18
8	226	1994 Ford Classic by Metrotrans (wheelchair equipped)	1FDKE30M3RHC05787	16501Z	20/18
9	234	1997 Ford Classic by Metrotrans	1FDLE40F7VHA37836	A30401R	20
10	235	1997 Ford Classic by Metrotrans	1FDLE40F6VHA18744	A54546B	20
11	236	1997 Krystal Coach	1FDLE40F5VHB35604	A30402R	24
12	247	2001 Krsytal Coach	1FDWE45F21HB35690	A63001T	20
13	248	2001 International (wheelchair )	1HVBEABM61H410234	83176PR	27/30
14	253	2002 Krystal Coach	1FDWE45FX2HA13046	84208PR	20
15	254	2002 Krystal Coach (wheelchair)	1FDWE45F32HA19139	84209PR	14/18
16	255	2002 Krystal Coach	1FDWE45FX2HA35712	A13709P	20
17	265	2004 Krystal Coach	1FDWE45F83HB54232	A63027T	
18	266	2004 Krystal Coach	1FDWE45F43HB54227	A63028T	
19	268	1996 Ford	1FDKE30G5THA68854	919SHH	
20	269	1996 Ford	1FDKE30G8THA67729	920SHH	
21	270	2004 Krystal Coach	1FDWE45F83HB58457	A28587U	
22	271	2004 Krystal Coach	1FDWE45F13HB77495	A98667U	
23	272	2004 Krystal Coach	1FDWE45F43HB77488	A98699U	
24	256	2000 Krystal Coach	1HVBEABMS1H349071	A78847P	24
25	257	2000 Krystal Coach	1HVBEABM7YH358381	A78848P	24
26	258	2000 Krystal Coach	1HVBEABM2YH360314	86379PR	24
27	317	1973 MCI Bus	S10122	88665PR	39
28	339	1980 MCI MC-9 Bus	S14776	A22351D	47
29	340	1981 MCI MC-9 Bus	1M89CM8A4BP036143	68038PR*	47
30	807	1985 MCI 102A3-Coach	1TUFCH6A2FR005382	69673PR*	47
31	342	1983 MCI MC-9 Bus	1M89CM6A2D038219	76409PR	47
32	343	1981 MCI MC-9 Bus	1TJAAH980BR002841	75657PR	47
33	344	1981 MCI MC-9 Bus	1M89CM8AXCP037041	A56107H	47
34	346	1981 MCI MC-9 Bus	1M89CM8A9BP036204	79332PR	47
35	349	1986 MCI 96A	1TUDCH8A9GR005725	81652PR	47
36	350	1987 MCI 102A3	1TUFCH6A7HR006174	83860PR	47
41	351	1987 MCI 102A3	1TUFCH6A0HR006288	83861PR	47
42	352	1977 MCI MC5C-Bus	S12886	A45127N	41
43	359	1979 MCI MC9	2888	A78801P	47
44	360	1980 MCI MC9	2927	595-PGT	47
45	361	1984 MCI MC9	1TJAAH9AXER004332	A80646P	47
46	362	1984 MCI MC9	1TJAAH9AXER004331	A30458R	47
47	363	1982 MCI MC9	1M89CM8A9CP037595	A30403R	47
48	467	1996 Prevost H345	2PCH33495T1011590	93446PR	55

**EXHIBIT 4**

**CWA Pre-Trip Checklist**



# Wickkiser International Co., Inc.

## VEHICLE INSPECTION REPORT

Ending Mileage \_\_\_\_\_ Date \_\_\_\_\_ Bus No. \_\_\_\_\_  
 Starting Mileage \_\_\_\_\_ Trip Time \_\_\_\_\_  
 Total Miles \_\_\_\_\_ Location \_\_\_\_\_

### INSPECTION ITEMS LISTED - IF DEFECTIVE, NUMBER AND DESCRIBE IN "REMARKS"


PRE		POST	PRE		POST
<b>ENGINE "OFF" CHECK:</b>			<b>ENGINE "ON" CHECK:</b>		
<input type="checkbox"/> Visual Scan of Bus while approaching		_____	<input type="checkbox"/> Headlights, Signals, 4 Ways, Clearance Lights,		_____
<input type="checkbox"/> Service Door (passenger)		_____	<input type="checkbox"/> Reflectors, Gauges		_____
<input type="checkbox"/> Battery Check (coach) - volts		_____	<input type="checkbox"/> Transmission Check (fast idle off)		_____
			<input type="checkbox"/> Unusual engine noise?		_____
<b>EXTERIOR:</b>			<b>INTERIOR CHECK:</b>		
<i>(COACH) START PASSENGER SIDE OF BUS</i>			<input type="checkbox"/> Emergency door & buzzer		
<i>(MINI) START DRIVERS SIDE OF BUS</i>			<input type="checkbox"/> Seats, windows, roof hatches, emergency exits		
<input type="checkbox"/> Tires: tread, wear, sidewalls		_____	<input type="checkbox"/> Cleanliness of Interior (windows, floors, seats, bathroom), overhead		
<input type="checkbox"/> Wheel rims, lugs, valve stem, drums		_____	<input type="checkbox"/> Bus Binder check (camera)		
<input type="checkbox"/> Air bags, radius rods, shocks, steering		_____	<input type="checkbox"/> Emergency Tools		
<input type="checkbox"/> Luggage doors (coaches), chain locks		_____	<input type="checkbox"/> Required - fire extinguisher, warning triangles (3)		
<input type="checkbox"/> Exhaust system & tail pipe		_____	<input type="checkbox"/> First aid kit, mess kit		
<b>ENGINE COMPARTMENT:</b>			<input type="checkbox"/> Driver's seat & belt		
<input type="checkbox"/> Doors (coaches)		_____	<input type="checkbox"/> Controls - AC - Heat		
<input type="checkbox"/> Radiator Coolant Level		_____	<input type="checkbox"/> Fan & Defrost		
<input type="checkbox"/> Gear Box Level (coaches)		_____	<input type="checkbox"/> Switches		
<input type="checkbox"/> Belts (and additional ones in side compartment)		_____	<input type="checkbox"/> Horn		
<input type="checkbox"/> Oil Level		_____	<input type="checkbox"/> Step Stool		
<input type="checkbox"/> Power Steering		_____	<b>BRAKE CHECKS:</b>		
<input type="checkbox"/> Hoses, clamps, anything loose or hanging (wire connections)		_____	<input type="checkbox"/> Test Service brakes (coaches)		
<input type="checkbox"/> Rear switches (coach)		_____	<input type="checkbox"/> Make sure they release (stab test - coaches)		
<input type="checkbox"/> Exhaust System		_____	<input type="checkbox"/> Low Air warning buzzer & light		
<input type="checkbox"/> Brake Fluid (mini)		_____	<input type="checkbox"/> Air leaks rest		
<input type="checkbox"/> Fluid leaks under bus?		_____	<input type="checkbox"/> Parking brake "pop-up" test		
<b>FRONT OF BUS:</b>			<input type="checkbox"/> Brake pedal check		
<input type="checkbox"/> Mirrors		_____	<input type="checkbox"/> Misc. (if applicable) Coupling Device		
<input type="checkbox"/> Wipers & Washers		_____	<input type="checkbox"/> VCR, Radio		
<input type="checkbox"/> Windshield		_____	<input type="checkbox"/> Nextel on		
<input type="checkbox"/> Spare Tire (coaches)		_____			
<input type="checkbox"/> Steering box & linkage		_____			

DSP PRE-TRIP SIGNATURE \_\_\_\_\_ POST-TRIP SIGNATURE \_\_\_\_\_

Pre-Trip Remarks \_\_\_\_\_  
 \_\_\_\_\_  
 \_\_\_\_\_  
 \_\_\_\_\_

Post-Trip Remarks \_\_\_\_\_  
 \_\_\_\_\_  
 \_\_\_\_\_  
 \_\_\_\_\_

Circle any damage which occurred this shift - Mark old damage with "X".



CONDITION OF ABOVE VEHICLE IS:  SATISFACTORY  UNSATISFACTORY

ABOVE DEFECTS CORRECTED  
 ABOVE DEFECTS NEED NOT BE CORRECTED FOR SAFE OPERATION OF VEHICLE

MECHANIC'S SIGNATURE \_\_\_\_\_ DATE \_\_\_\_\_

REVIEWING DRIVER'S SIGNATURE \_\_\_\_\_ DATE \_\_\_\_\_

DRIVER'S SIGNATURE \_\_\_\_\_

**EXHIBIT 5**

**CWA Hiring Procedures Checklist**

Wickkiser International Companies

Name of Employee \_\_\_\_\_

Date of Hire \_\_\_\_\_

Date of Release \_\_\_\_\_

## Driver Qualification File

### PRE-EMPLOYMENT

- 1 \_\_\_\_\_ Driver Application for Employment
- 2 \_\_\_\_\_ Pre-Employment Abstract
- 3 \_\_\_\_\_ Background Check
- 4 \_\_\_\_\_ Substance Abuse Procedures
- 5 \_\_\_\_\_ Controlled Substance Test Consent Form
- 6 \_\_\_\_\_ Authorization To Obtain Past Subst & Alcohol Test Results
- 7 \_\_\_\_\_ Authorization To Release Employment Information
- 8 \_\_\_\_\_ Medical Examiner's Certificate
- 9 \_\_\_\_\_ Controlled Substance Test
- 10 \_\_\_\_\_ Driver's Road Test
- 11 \_\_\_\_\_ Certification of Road Test\*
- 12 \_\_\_\_\_ Forwarded On
- 13 \_\_\_\_\_ Received/Confirmed On
- 14 \_\_\_\_\_ Employee's Withholding Allowance Certificate
- 15 \_\_\_\_\_ Employment Eligibility Verification
- 16 \_\_\_\_\_ Driver's Bank Receipt
- 17 \_\_\_\_\_ Employee Statement Of Understanding/Drug Policy
- 18 \_\_\_\_\_ Advise Washington Drug Free of New Employee

\_\_\_\_\_ Medical Certification Exp.

\_\_\_\_\_ Driver's License Exp.

**\*Note:** Drivers must be issued copies of this certificate  
However the driver need only have a copy of the medical examiner's certificate  
in his or her possession while driving.

**Witness Statement of Susan Gardner**

**APPLICATION FOR INTERCITY SERVICE**  
**WASHINGTON UTILITIES AND TRANSPORTATION COMMISSION**

**Proposed Service:** Scheduled transportation between Yakima, Ellensburg, and Cle Elum  
to be provided by CWA Inc. DBA Airporter Shuttle.

**Please provide some general background information:**

1. Your full name and address SUSAN GARDNER, 1209 West Pear Ave  
Selah WA 98942
2. Do you work? yes If so, where do you work? Central Wash Univ, Ellensburg

**What is the public need for a Yakima to Ellensburg shuttle service:**

1. How many times a year do you travel between Yakima and Ellensburg? 5 days between Yakima and Cle Elum? 2 wks between Ellensburg and Cle Elum? \_\_\_\_\_
2. Is that travel for business or pleasure? business
3. When you travel between the cities mentioned above, what means of transportation do you use? my car
4. How long does it take? 40 minutes
5. Are you familiar with the service that Airporter Shuttle plans to offer under this application? somewhat
6. Are you familiar with the locations Airporter Shuttle plans to serve? yes
7. Are you familiar with Airporter Shuttle's proposed service schedule? no
8. Do you need a service like that proposed by Airporter Shuttle for business or personal travel? yes
9. Would you use Airporter Shuttle's service between the cities mentioned above if this application were granted? if the pickup points & schedules were good.
10. Do you believe that you have enough information to gauge the public's need for Airporter Shuttle's service? yes
11. Do you know other people who have a need for Airporter Shuttle's service or would consider using it? yes
12. Based on these factors, do you believe that there is a public need for Airporter Shuttle's service? yes

**Why are current service options unsatisfactory:**

1. Are you aware of any current provider of service between Yakima, Ellensburg, and Cle Elum? no
2. If so, what is the name of the service provider? \_\_\_\_\_
3. Do you use this service? \_\_\_\_\_
4. If no, why not? \_\_\_\_\_


**Comments or other information:**

I would use the shuttle if there was a pickup near Selah with a better time and a drop off at CWU - also would prefer with my work time frame - 8 AM - 5 PM and not gone 14 hours.  
Susan Gardner

Signature

SUSAN LGARDNER

Print Name



Eileen Stokes 9/14/04

**Witness Statement of Colleen B. Rose**

**APPLICATION FOR INTERCITY SERVICE**  
**WASHINGTON UTILITIES AND TRANSPORTATION COMMISSION**

**Proposed Service:** Scheduled transportation between Yakima, Ellensburg, and Cle Elum  
to be provided by CWA Inc. DBA Airporter Shuttle.

**Please provide some general background information:**

- 1. Your full name and address COLLEEN B. ROSE, 915 N. 15<sup>TH</sup> AVE #4, YAKIMA WA 98902-1350
- 2. Do you work? YES If so, where do you work? CWA-Human Resources

**What is the public need for a Yakima to Ellensburg shuttle service:**

- 1. How many times a year do you travel between Yakima and Ellensburg? 276 days a year Between Yakima and Cle Elum? \_\_\_\_\_ between Ellensburg and Cle Elum? \_\_\_\_\_
- 2. Is that travel for business or pleasure? BUSINESS - work
- 3. When you travel between the cities mentioned above, what means of transportation do you use? CAR
- 4. How long does it take? 45 min F, S, S and 1 hr. winter.
- 5. Are you familiar with the service that Airporter Shuttle plans to offer under this application? NO-SOME.
- 6. Are you familiar with the locations Airporter Shuttle plans to serve? Somewhat
- 7. Are you familiar with Airporter Shuttle's proposed service schedule? yes
- 8. Do you need a service like that proposed by Airporter Shuttle for business or personal travel? BUSINESS
- 9. Would you use Airporter Shuttle's service between the cities mentioned above if this application were granted? Yes
- 10. Do you believe that you have enough information to gauge the public's need for Airporter Shuttle's service? NO
- 11. Do you know other people who have a need for Airporter Shuttle's service or would consider using it? yes
- 12. Based on these factors, do you believe that there is a public need for Airporter Shuttle's service? yes

**Why are current service options unsatisfactory:**

- 1. Are you aware of any current provider of service between Yakima, Ellensburg, and Cle Elum? Greyhound
- 2. If so, what is the name of the service provider? Greyhound
- 3. Do you use this service? NO
- 4. If no, why not? It doesn't run the "hours" I would need.

**Comments or other information:**

(B) Location- pickup was closer to work location. (C) I would use this service if it was more affordable to me. My idea of affordable is \$20.00 A week.

Colleen B. Rose

Signature

9/14/04

Date

COLLEEN B. ROSE

Print Name

Deborah L. Deke  
Notary Public

Expires: 03/20/2008

**Witness Statement of Gloria Irene LaGrave**



**APPLICATION FOR INTERCITY SERVICE**  
WASHINGTON UTILITIES AND TRANSPORTATION COMMISSION

**Proposed Service:** Scheduled transportation between Yakima, Ellensburg, and Cle Elum to be provided by CWA Inc. DBA Airporter Shuttle.

**Please provide some general background information:**

1. Your full name and address Gloria Irene LaCorave  
315 1/2 W 4th Cle Elum wa 98922
2. Do you work? yes If so, where do you work? \_\_\_\_\_

**What is the public need for a Yakima to Ellensburg shuttle service:**

1. How many times a year do you travel between Yakima and Ellensburg? \_\_\_\_\_ between Yakima and Cle Elum? 6 between Ellensburg and Cle Elum? 8
2. Is that travel for business or pleasure? Pleasure
3. When you travel between the cities mentioned above, what means of transportation do you use? \_\_\_\_\_
4. How long does it take? \_\_\_\_\_
5. Are you familiar with the service that Airporter Shuttle plans to offer under this application? yes
6. Are you familiar with the locations Airporter Shuttle plans to serve? yes
7. Are you familiar with Airporter Shuttle's proposed service schedule? yes
8. Do you need a service like that proposed by Airporter Shuttle for business or personal travel? yes
9. Would you use Airporter Shuttle's service between the cities mentioned above if this application were granted? yes
10. Do you believe that you have enough information to gauge the public's need for Airporter Shuttle's service? yes
11. Do you know other people who have a need for Airporter Shuttle's service or would consider using it? yes
12. Based on these factors, do you believe that there is a public need for Airporter Shuttle's service? yes

**Why are current service options unsatisfactory:**


1. Are you aware of any current provider of service between Yakima, Ellensburg, and Cle Elum? no
2. If so, what is the name of the service provider? \_\_\_\_\_
3. Do you use this service? \_\_\_\_\_
4. If no, why not? We have no other Bus systems

**Comments or other information:**

\_\_\_\_\_  
\_\_\_\_\_

*Gloria I LaCorave*  
Signature  
Gloria I LaCorave  
Print Name

9-14-04  
Date  
Scott 9/14/04  
commission expires 2/19/07



**Witness Statement of Carol Puntan**

**APPLICATION FOR INTERCITY SERVICE**  
WASHINGTON UTILITIES AND TRANSPORTATION COMMISSION

**Proposed Service:** Scheduled transportation between Yakima, Ellensburg, and Cle Elum to be provided by CWA Inc. DBA Airporter Shuttle.

**Please provide some general background information:**

- 1. Your full name and address CAROL PUNTON  
Box 836 S. Cle Elum
- 2. Do you work? yes If so, where do you work? TRIBUNE

**What is the public need for a Yakima to Ellensburg shuttle service:**

- 1. How many times a year do you travel between Yakima and Ellensburg? ~~30~~ between Yakima and Cle Elum? 10 between Ellensburg and Cle Elum? 25
- 2. Is that travel for business or pleasure? Pleasure
- 3. When you travel between the cities mentioned above, what means of transportation do you use? TRUCK
- 4. How long does it take? 30-60 MIN
- 5. Are you familiar with the service that Airporter Shuttle plans to offer under this application? yes
- 6. Are you familiar with the locations Airporter Shuttle plans to serve? yes
- 7. Are you familiar with Airporter Shuttle's proposed service schedule? yes
- 8. Do you need a service like that proposed by Airporter Shuttle for business or personal travel? No
- 9. Would you use Airporter Shuttle's service between the cities mentioned above if this application were granted? PROBABLY
- 10. Do you believe that you have enough information to gauge the public's need for Airporter Shuttle's service? YES
- 11. Do you know other people who have a need for Airporter Shuttle's service or would consider using it? yes
- 12. Based on these factors, do you believe that there is a public need for Airporter Shuttle's service? yes

**Why are current service options unsatisfactory:**

- 1. Are you aware of any current provider of service between Yakima, Ellensburg, and Cle Elum? No
- 2. If so, what is the name of the service provider? —
- 3. Do you use this service? No
- 4. If no, why not? —


**Comments or other information:**

\_\_\_\_\_  
\_\_\_\_\_  
\_\_\_\_\_

Carol Punton  
Signature

CAROL PUNTON  
Print Name

9/14/04  
Date  
Scott 9/14/04  
Commission expires 2/17/07



**Witness Statement of Harvey Vaughan**

**APPLICATION FOR INTERCITY SERVICE**  
**WASHINGTON UTILITIES AND TRANSPORTATION COMMISSION**

**Proposed Service:** Scheduled transportation between Yakima, Ellensburg, and Cle Elum  
to be provided by CWA Inc. DBA Airporter Shuttle.

**Please provide some general background information:**

1. Your full name and address Harvey Vaughan  
301 Oak Ellensburg wa
2. Do you work? No If so, where do you work? \_\_\_\_\_

**What is the public need for a Yakima to Ellensburg shuttle service:**

1. How many times a year do you travel between Yakima and Ellensburg? 100 between Yakima and Cle Elum? \_\_\_\_\_ between Ellensburg and Cle Elum? \_\_\_\_\_
2. Is that travel for business or pleasure? PLEASURE
3. When you travel between the cities mentioned above, what means of transportation do you use? CAR
4. How long does it take? 45 MIN.
5. Are you familiar with the service that Airporter Shuttle plans to offer under this application? YES
6. Are you familiar with the locations Airporter Shuttle plans to serve? YES
7. Are you familiar with Airporter Shuttle's proposed service schedule? YES
8. Do you need a service like that proposed by Airporter Shuttle for business or personal travel? PERSONAL
9. Would you use Airporter Shuttle's service between the cities mentioned above if this application were granted? YES
10. Do you believe that you have enough information to gauge the public's need for Airporter Shuttle's service? Yes, I'm 78 & Lived In EB All My Life
11. Do you know other people who have a need for Airporter Shuttle's service or would consider using it? Yes.
12. Based on these factors, do you believe that there is a public need for Airporter Shuttle's service? YES

**Why are current service options unsatisfactory:**

1. Are you aware of any current provider of service between Yakima, Ellensburg, and Cle Elum? NO
2. If so, what is the name of the service provider? \_\_\_\_\_
3. Do you use this service? \_\_\_\_\_
4. If no, why not? \_\_\_\_\_


**Comments or other information:**

\_\_\_\_\_  
 \_\_\_\_\_

Harvey Vaughan  
 Signature  
Harvey Vaughan  
 Print Name

9-13-04  
 Date

Stth 9/13/04  
 Commission expires 2/19/07



**Witness Statement of David Gee**

### APPLICATION FOR INTERCITY SERVICE WASHINGTON UTILITIES AND TRANSPORTATION COMMISSION

**Proposed Service:** Scheduled transportation between Yakima, Ellensburg, and Cle Elum to be provided by CWA Inc. DBA Airporter Shuttle.

**Please provide some general background information:**

1. Your full name and address DAVID GEE  
704 N. 47th AVE, YAKIMA WA 98908
2. Do you work? yes If so, where do you work? Central Washington Univ., Ellensburg, WA

**What is the public need for a Yakima to Ellensburg shuttle service:**

1. How many times a year do you travel between Yakima and Ellensburg? 200 trips/year between Yakima and Cle Elum? \_\_\_\_\_ between Ellensburg and Cle Elum? \_\_\_\_\_
2. Is that travel for business or pleasure? business
3. When you travel between the cities mentioned above, what means of transportation do you use? car pool or individual car
4. How long does it take? 45 min
5. Are you familiar with the service that Airporter Shuttle plans to offer under this application? yes
6. Are you familiar with the locations Airporter Shuttle plans to serve? yes
7. Are you familiar with Airporter Shuttle's proposed service schedule? yes
8. Do you need a service like that proposed by Airporter Shuttle for business or personal travel? yes
9. Would you use Airporter Shuttle's service between the cities mentioned above if this application were granted? perhaps
10. Do you believe that you have enough information to gauge the public's need for Airporter Shuttle's service? perhaps
11. Do you know other people who have a need for Airporter Shuttle's service or would consider using it? yes, many people (students + staff) commute between Yakima + Cle Elum
12. Based on these factors, do you believe that there is a public need for Airporter Shuttle's service? very much so

**Why are current service options unsatisfactory:**

1. Are you aware of any current provider of service between Yakima, Ellensburg, and Cle Elum? yes
2. If so, what is the name of the service provider? Greyhound Bus
3. Do you use this service? NO
4. If no, why not? cost, inconvenient times, inconvenient location of pickup and drop off

**Comments or other information:**


cost, convenient times, convenient locations would be critical factors for the success of this service

David Gee  
Signature

9-14-04  
Date

DAVID GEE  
Print Name

Scott 9/14/04  
Commission Expires 2/14/07



**Witness Statement of Katherine Rheaume**



**APPLICATION FOR INTERCITY SERVICE**  
**WASHINGTON UTILITIES AND TRANSPORTATION COMMISSION**

**Proposed Service:** Scheduled transportation between Yakima, Ellensburg, and Cle Elum to be provided by CWA Inc. DBA Airporter Shuttle.

**Please provide some general background information:**

- 1. Your full name and address Katherine Rheame; 834 Tibburt Road; Selah, WA 98942
- 2. Do you work? yes If so, where do you work? \_\_\_\_\_

**What is the public need for a Yakima to Ellensburg shuttle service:**

- 1. How many times a year do you travel between Yakima and Ellensburg? \_\_\_\_\_ between Yakima and Cle Elum? 6-8 between Ellensburg and Cle Elum? \_\_\_\_\_
- 2. Is that travel for business or pleasure? pleasure
- 3. When you travel between the cities mentioned above, what means of transportation do you use? car
- 4. How long does it take? \_\_\_\_\_
- 5. Are you familiar with the service that Airporter Shuttle plans to offer under this application? yes
- 6. Are you familiar with the locations Airporter Shuttle plans to serve? yes
- 7. Are you familiar with Airporter Shuttle's proposed service schedule? yes
- 8. Do you need a service like that proposed by Airporter Shuttle for business or personal travel? yes
- 9. Would you use Airporter Shuttle's service between the cities mentioned above if this application were granted? yes
- 10. Do you believe that you have enough information to gauge the public's need for Airporter Shuttle's service? yes
- 11. Do you know other people who have a need for Airporter Shuttle's service or would consider using it? yes
- 12. Based on these factors, do you believe that there is a public need for Airporter Shuttle's service? yes

**Why are current service options unsatisfactory:**

- 1. Are you aware of any current provider of service between Yakima, Ellensburg, and Cle Elum? NO
- 2. If so, what is the name of the service provider? \_\_\_\_\_
- 3. Do you use this service? \_\_\_\_\_
- 4. If no, why not? \_\_\_\_\_

**Comments or other information:**

\_\_\_\_\_  
\_\_\_\_\_  
\_\_\_\_\_

Katherine Rheame  
Signature

9.16.04  
Date

Katherine Rheame  
Print Name

Barbara M. West  
My Commission expires 6-16-08  
Residing at Selah, WA  
Subscribed & Sworn to before me this 16<sup>th</sup> day of September, 2004.