

Waste Connections of Washington, Inc., G-253
Dump Fee Calculation References



	Monthly Factor						
Pickups:	1 unit	2 units	3 units	4 units	5 units	6 units	7 unit
5 Times per Week	21.65	43.30	64.95	86.60	108.25	129.90	151.55
4 Times per Week	17.32	34.64	51.96	69.28	86.60	103.92	121.24
3 Times per Week	12.99	25.98	38.97	51.96	64.95	77.94	90.93
2 Times per Week	8.66	17.32	25.98	34.64	43.30	51.96	60.62
Weekly Pickup (WG)	4.33	8.66	12.99	17.32	21.65	25.98	30.31
Every Other Week (EOWG)	2.17	4.34	6.51	8.68	10.85	13.02	15.19
Monthly (MG)	1.00	2.00	3.00	4.00	5.00	6.00	7.00
Extra Units	1.00						

Meeks Weights	
Res'l	Pounds per Pickup
20 gal minican	20
1 can	34
2 cans	51 64.00
3 cans	77 96.00
4 cans	97
5 cans	117
6 cans	137
8 cans	177
40 gallon Can	40 * 37.19 35 gallon - RESI
Supercan 60	47
Supercan 64	51
Supercan 90	68
Supercan 96	77

Once a month		34	
Extras		34	
Com'l			
Cans		29	
Yards		125	
1 yd container		175	
1.5 yd container		250	
2 yd container		324	
3 yd container		473	
4 yd container		613	
5 yd container		728	
6 yd container		840	
8 yd container		980	
Compaction Ratio: 2:25	2.25		
2 yd packer/compactor		729	*
4 yd packer/compactor		1,379	*
6 yd packer/compactor		1,890	*
Compaction Ratio: 3:1	3		
2 yd packer/compactor		972	*
3 yd packer/compactor		1,419	*
4 yd packer/compactor		1,839	*
6 yd packer/compactor		2,520	*
Compaction Ratio: 4:1	4		
1.5 yd packer/compactor		1,000	*
2 yd packer/compactor		1,296	*
3 yd packer/compactor		1,892	*
4 yd packer/compactor		2,452	*
6 yd packer/compactor		3,360	*
Compaction Ratio: 5:1	5		
4 yd packer/compactor		3,065	*
6 yd packer/compactor		4,200	*

* not on meeks - calculated weight

times compaction ratio

Island Disposal, Inc.	Per Ton (Packer)	Per Pound	Per Ton (RO)	Per Pound
Current rate	\$ 164.37	\$ 0.082	\$ 173.32	\$ 0.087
New rate per ton	\$ 200.51	\$ 0.100	\$ 211.43	\$ 0.106
Increase	\$ 36.14 21.99%	\$ 0.018	\$ 38.11 21.99%	\$ 0.02

	Transfer Station	Gross Up Factors
Increase per ton	\$ 36.14	B&O tax 0.017500
Grossed up increase per ton	\$ 36.9756	WUTC fees 0.005100
Tons collected (Packer, 2022)	12,489	Bad debts
Disposal Fee Revenue Increase	\$ 461,779	Total 2.2600%
		Factor 0.977400

Island Disposal, Inc. G-154
 Island County- Dump Fee Calculation
 Effective January 1, 2025

Note: Customer count and disposal/weight relate as part of TG-240177 and are used in th

Tariff Page	Annual Customer Count	Monthly Frequency	Annual PU's	Weeks Weights	Calculated Annual Pounds	Adjusted Annual Pounds	Increase	Gross Up	Tariff Rate Increase	Current Tariff	Calculated Rate	Proposed Tariff		
RESIDENTIAL SERVICES														
Residential Garbage														
35RE1	1-35 GAL CART EOW SVC	21	9,396	2.17	20,390	34	693,271	464,683	\$ 8,396.81	\$ 8,590.97	\$ 0.91	\$ 16.40	\$ 17.31	\$ 17.31
35RM1	1-35 GAL MONTHLY	21	2,860	1.00	2,860	34	97,250	65,185	\$ 1,177.88	\$ 1,205.12	\$ 0.42	\$ 8.90	\$ 9.32	\$ 9.32
35RW1	1-35 GAL CART WEEKLY SVC	21	77,522	4.33	335,668	34	11,412,726	7,649,673	\$ 138,229.59	\$ 141,425.81	\$ 1.82	\$ 22.31	\$ 24.13	\$ 24.13
64RE1	1-64 GAL EOW	21	1,128	2.17	2,448	51	124,835	83,674	\$ 1,511.99	\$ 1,546.95	\$ 1.37	\$ 24.70	\$ 26.07	\$ 26.07
64RM1	1-64 GAL MONTHLY	21	375	1.00	375	51	19,125	12,819	\$ 231.64	\$ 236.99	\$ 0.63	\$ 13.45	\$ 14.08	\$ 14.08
64RW1	1-64 GAL CART WEEKLY SVC	21	50,198	4.33	217,359	51	11,085,320	7,430,220	\$ 134,264.08	\$ 137,368.61	\$ 2.74	\$ 32.40	\$ 35.13	\$ 35.13
64RW2	2-64 GAL CART WEEKLY SVC	21	1,028	4.33	4,452	102	454,091	304,366	\$ 5,499.90	\$ 5,627.07	\$ 5.47	\$ 64.79	\$ 70.26	\$ 70.26
96RM1	1-96 GAL MONTHLY	21	39	1.00	39	77	2,990	2,004	\$ 36.22	\$ 37.06	\$ 0.95	\$ 20.26	\$ 21.21	\$ 21.21
96RE1	1-96 GAL EOW	21	174	2.17	379	77	29,156	19,542	\$ 353.13	\$ 361.29	\$ 2.07	\$ 37.22	\$ 39.29	\$ 39.29
96RW1	1-96 GAL CART WEEKLY SVC	21	9,479	4.33	41,042	77	3,160,241	2,118,232	\$ 38,276.46	\$ 39,161.51	\$ 4.13	\$ 46.94	\$ 51.07	\$ 51.07
96ROCPU	1-96 GAL CART-ONCALL SVC	22	15	1.00	15	77	1,155	774	\$ 13.99	\$ 14.31	\$ 0.95	\$ 19.96	\$ 20.91	\$ 20.91
96RW2	2-96 GAL CART WEEKLY SVC	21	242	4.33	1,049	154	161,473	108,232	\$ 1,955.75	\$ 2,000.97	\$ 8.26	\$ 93.88	\$ 102.14	\$ 102.14
SP	SPECIAL PICKUP 96GL RES	22	108	1.00	108	34	3,688	2,472	\$ 44.67	\$ 45.70	\$ 0.42	\$ 8.68	\$ 9.10	\$ 9.10
OFOWR	OVERFILL/WEIGHT CHG CAN	16	1,597	1.00	1,597	34	54,288	36,388	\$ 657.53	\$ 672.73	\$ 0.42	\$ 5.19	\$ 5.61	\$ 5.61
35ROCPU	1-35 GAL CART-ON CALL SVC	22	445	1.00	445	34	15,143	10,150	\$ 183.41	\$ 187.65	\$ 0.42	\$ 8.83	\$ 9.25	\$ 9.25
RBULKY	BULKY CHARGE	28	55	1.00	55	125	6,870	4,604	\$ 83.20	\$ 85.13	\$ 1.55	\$ 22.58	\$ 24.13	\$ 24.13
CEXR	EXTRA CAN	22	18,819	1.00	18,819	34	639,858	428,881	\$ 7,749.89	\$ 7,929.08	\$ 0.42	\$ 5.15	\$ 5.57	\$ 5.57
TOTAL RESIDENTIAL SERVICES			173,482		647,101		27,961,479	18,741,900	\$ 338,666	\$ 346,497				484.61

COMMERCIAL SERVICES

Commercial Garbage														
R1YD1W	1YD CONT 1xWEEKLY SVC	35	2,680	4.33	11,603	175	2,030,571	1,361,043	\$ 24,594.04	\$ 25,162.72	\$ 2.17	\$ 24.90	\$ 27.07	\$ 27.07
R1YDEOW	1YD CONT EOW SVC	35	21	2.17	44	175	7,785	5,218	\$ 94.29	\$ 96.47	\$ 2.17	\$ 24.90	\$ 27.07	\$ 27.07
R1YD2W	1YD CONT 2xWEEKLY SVC	35	106	8.66	922	175	161,279	108,102	\$ 1,953.40	\$ 1,998.57	\$ 2.17	\$ 24.90	\$ 27.07	\$ 27.07
R1YDCOPU	1 YD CUST OWNED ON CALL	35	550	1.00	550	175	96,252	64,516	\$ 1,165.80	\$ 1,192.75	\$ 2.17	\$ 24.90	\$ 27.07	\$ 27.07
R1YDEX	1YD CONTAINER EXTRA PU	35	15	1.00	15	175	2,591	1,737	\$ 31.38	\$ 32.11	\$ 2.17	\$ 24.90	\$ 27.07	\$ 27.07
R1YDTPU	1YD TEMP CONT PU	35	5	1.00	5	175	872	585	\$ 10.56	\$ 10.81	\$ 2.17	\$ 24.90	\$ 27.07	\$ 27.07
R1.5YD1W	1.5YD CONT 1xWEEKLY SVC	35	1,007	4.33	4,361	250	1,090,231	730,755	\$ 13,204.75	\$ 13,510.08	\$ 3.10	\$ 36.74	\$ 39.83	\$ 39.83
R1.5YD2W	1.5YD CONT 2xWEEKLY SVC	35	181	8.66	1,568	250	391,923	262,696	\$ 4,746.92	\$ 4,856.68	\$ 3.10	\$ 36.74	\$ 39.83	\$ 39.83
R1.5YD3W	1.5YD CONT 3xWEEKLY SVC	35	46	12.99	602	250	150,484	100,866	\$ 1,822.65	\$ 1,864.79	\$ 3.10	\$ 36.74	\$ 39.83	\$ 39.83
R1.5YDCOPU	1.5 YD CUST OWNED ON CALL	35	449	1.00	449	250	112,167	75,183	\$ 1,358.56	\$ 1,389.97	\$ 3.10	\$ 36.74	\$ 39.83	\$ 39.83
R1.5YDEX	1.5YD CONTAINER EXTRA PU	35	8	1.00	8	250	1,984	1,330	\$ 24.03	\$ 24.59	\$ 3.10	\$ 36.74	\$ 39.83	\$ 39.83
R1.5YDTPU	1.5YD TEMP CONTAINER PU	35	12	1.00	12	250	3,000	2,011	\$ 36.34	\$ 37.18	\$ 3.10	\$ 36.74	\$ 39.83	\$ 39.83
R1YD1WCO	1 YD CUST OWNED CONT 1X PER WK	35	12	4.33	51	175	8,874	5,948	\$ 107.49	\$ 109.97	\$ 2.17	\$ 24.90	\$ 27.07	\$ 27.07
R2YD1W	2YD CONT 1xWEEKLY SVC	35	1,104	4.33	4,781	324	1,549,073	1,038,306	\$ 18,762.20	\$ 19,196.03	\$ 4.01	\$ 48.08	\$ 52.10	\$ 52.10
R2YD2W	2YD CONT 2xWEEKLY SVC	35	618	8.66	5,348	324	1,732,700	1,161,386	\$ 20,986.25	\$ 21,471.51	\$ 4.01	\$ 48.08	\$ 52.10	\$ 52.10
R2YD3W	2YD CONT 3xWEEKLY SVC	35	183	12.99	2,373	324	768,762	515,282	\$ 9,311.15	\$ 9,526.45	\$ 4.01	\$ 48.08	\$ 52.10	\$ 52.10
R2YDEOW	2YD CONT EOW SVC	35	28	2.17	62	324	20,038	13,431	\$ 242.69	\$ 248.31	\$ 4.01	\$ 48.08	\$ 52.10	\$ 52.10
R2YDCOPU	2 YD CUST OWNED ON CALL	35	1,458	1.00	1,458	324	472,379	316,624	\$ 5,721.40	\$ 5,853.70	\$ 4.01	\$ 48.08	\$ 52.10	\$ 52.10
R2YDEX	2YD CONTAINER EXTRA PU	35	5	1.00	5	324	1,620	1,086	\$ 19.62	\$ 20.07	\$ 4.01	\$ 48.08	\$ 52.10	\$ 52.10
R2YDTPU	2YD TEMP CONTAINER PU	35	67	1.00	67	324	21,692	14,539	\$ 262.73	\$ 268.80	\$ 4.01	\$ 48.08	\$ 52.10	\$ 52.10

TEXT IN RED BOX CONFIDENTIAL PER WAC 480-07-160

Tariff Page	Annual Customer Count	Monthly Frequency	Annual PU's	Meeks Weights	Calculated Annual Pounds	Adjusted Annual Pounds	Increase	Gross Up	Tariff Rate Increase	Current Tariff	Calculated Rate	Proposed Tariff	
RESIDENTIAL SERVICES													
35CMCNT	35 GAL CART COUNT	36	985	1.00	985	29	28,556	19,140	\$ 345.87	\$ 353.86	\$ 0.36	\$ 5.12	\$ 5.48
35CW1	1-35 GAL CAN WEEKLY SVC	36	1,569	4.33	6,792	29	196,961	132,018	\$ 2,385.56	\$ 2,440.72	\$ 0.36	\$ 5.12	\$ 5.48
64CW1	1-64 GL CART WEEKLY SVC	36	882	4.33	3,819	51	194,749	130,535	\$ 2,358.78	\$ 2,413.32	\$ 0.63	\$ 7.49	\$ 8.12
96CW1	1-96 GL CART WEEKLY SVC	36	168	4.33	729	77	56,114	37,612	\$ 679.65	\$ 695.36	\$ 0.95	\$ 10.84	\$ 11.79
CEX	EXTRA CANS	36	298	1.00	298	29	8,631	5,785	\$ 104.54	\$ 106.95	\$ 0.36	\$ 5.12	\$ 5.48
CEXYD	CMML EXTRA YARDAGE	28	1,531	1.00	1,531	125	191,375	128,274	\$ 2,317.91	\$ 2,371.50	\$ 1.55	\$ 22.58	\$ 24.13
OFOWCCAN	OVERFILL/OVERWEIGHT CAN C	16	69	1.00	69	34	2,346	1,572	\$ 28.41	\$ 29.07	\$ 0.42	\$ 5.19	\$ 5.61
TOTAL COMMERCIAL SERVICES			14,055		48,504		9,303,009	6,235,581	112,677	115,282		\$	859.27
5481	GRAND TOTAL		187,537		695,605		37,264,488	24,977,481	451,343	461,779			

ial, Inc. G-154
y- Dump Fee Calculation
uary 1, 2025

d figures were audited and presented
is filing per WUTC request.

	Company Current Revenue	Company Proposed Revenue	Revised Revenue Increase		
SERVICES					
Waste					
1-35 GAL CART EOW SVC	\$ 154,067.82	\$ 162,658.79	\$ 8,590.97	-	-
1-35 GAL MONTHLY	\$ 25,466.29	\$ 26,671.41	\$ 1,205.12	-	-
1-35 GAL CART WEEKLY SVC	\$ 1,729,538	\$ 1,870,964	\$ 141,425.81	-	-
1-64 GAL EOW	\$ 27,861.03	\$ 29,407.98	\$ 1,546.95	-	-
1-64 GAL MONTHLY	\$ 5,043.70	\$ 5,280.69	\$ 236.99	-	-
1-64 GAL CART WEEKLY SVC	\$ 1,626,209	\$ 1,763,578	\$ 137,368.61	-	-
2-64 GAL CART WEEKLY SVC	\$ 66,614.90	\$ 72,241.97	\$ 5,627.07	-	-
1-96 GAL MONTHLY	\$ 786.76	\$ 823.82	\$ 37.06	-	-
1-96 GAL EOW	\$ 6,493.97	\$ 6,855.27	\$ 361.29	-	-
1-96 GAL CART WEEKLY SVC	\$ 444,906.42	\$ 484,067.93	\$ 39,161.51	-	-
1-96 GAL CART-ONCALL SVC	\$ 299.38	\$ 313.69	\$ 14.31	-	-
2-96 GAL CART WEEKLY SVC	\$ 22,732.61	\$ 24,733.58	\$ 2,000.97	-	-
SPECIAL PICKUP 96GL RES	\$ 941.44	\$ 987.14	\$ 45.70	-	-
OVERFILL/WEIGHT CHG CAN	\$ 8,286.85	\$ 8,959.58	\$ 672.73	-	-
1-35 GAL CART-ON CALL SVC	\$ 3,934.16	\$ 4,121.80	\$ 187.65	-	-
BULKY CHARGE	\$ 1,240.80	\$ 1,325.92	\$ 85.13	-	-
EXTRA CAN	\$ 96,982.76	\$ 104,911.84	\$ 7,929.08	-	-
TOTAL RESIDENTIAL SERVICES	\$ 4,221,406	\$ 4,567,903	\$ 346,497		

RESIDENTIAL SERVICES					
Waste					
1YD CONT 1xWEEKLY SVC	\$ 288,933.72	\$ 314,096.44	\$ 25,162.72	-	-
1YD CONT EOW SVC	\$ 1,107.72	\$ 1,204.19	\$ 96.47	-	-
1YD CONT 2xWEEKLY SVC	\$ 22,948.75	\$ 24,947.32	\$ 1,998.57	-	-
1 YD CUST OWNED ON CALL	\$ 13,695.90	\$ 14,888.65	\$ 1,192.75	-	-
1YD CONTAINER EXTRA PU	\$ 368.67	\$ 400.78	\$ 32.11	-	-
1YD TEMP CONT PU	\$ 124.09	\$ 134.89	\$ 10.81	-	-
1.5YD CONT 1xWEEKLY SVC	\$ 160,202.08	\$ 173,712.15	\$ 13,510.08	-	-
1.5YD CONT 2xWEEKLY SVC	\$ 57,590.39	\$ 62,447.07	\$ 4,856.68	-	-
1.5YD CONT 3xWEEKLY SVC	\$ 22,112.65	\$ 23,977.44	\$ 1,864.79	-	-
1.5 YD CUST OWNED ON CALL	\$ 16,482.22	\$ 17,872.19	\$ 1,389.97	-	-
1.5YD CONTAINER EXTRA PU	\$ 291.54	\$ 316.12	\$ 24.59	-	-
1.5YD TEMP CONTAINER PU	\$ 440.83	\$ 478.01	\$ 37.18	-	-
1 YD CUST OWNED CONT 1X PER WK	\$ 1,262.75	\$ 1,372.72	\$ 109.97	-	-
2YD CONT 1xWEEKLY SVC	\$ 229,892.52	\$ 249,088.55	\$ 19,196.03	-	-
2YD CONT 2xWEEKLY SVC	\$ 257,143.83	\$ 278,615.34	\$ 21,471.51	-	-
2YD CONT 3xWEEKLY SVC	\$ 114,089.21	\$ 123,615.66	\$ 9,526.45	-	-
2YD CONT EOW SVC	\$ 2,973.73	\$ 3,222.04	\$ 248.31	-	-
2 YD CUST OWNED ON CALL	\$ 70,104.14	\$ 75,957.84	\$ 5,853.70	-	-
2YD CONTAINER EXTRA PU	\$ 240.42	\$ 260.49	\$ 20.07	-	-
2YD TEMP CONTAINER PU	\$ 3,219.20	\$ 3,488.00	\$ 268.80	-	-

TEXT IN RED BOX CONFIDENTIAL PER WAC 480-07-160

	<u>Company Current</u> <u>Revenue</u>	<u>Company</u> <u>Proposed</u> <u>Revenue</u>	<u>Revised</u> <u>Revenue</u> <u>Increase</u>		
35 GAL CART COUNT	\$ 5,040.65	\$ 5,394.51	\$ 353.86	-	-
1-35 GAL CAN WEEKLY SVC	\$ 34,767.16	\$ 37,207.88	\$ 2,440.72	-	-
1-64 GL CART WEEKLY SVC	\$ 28,601.45	\$ 31,014.77	\$ 2,413.32	-	-
1-96 GL CART WEEKLY SVC	\$ 7,898.58	\$ 8,593.94	\$ 695.36	-	-
EXTRA CANS	\$ 1,523.49	\$ 1,630.44	\$ 106.95	-	-
CMML EXTRA YARDAGE	\$ 34,566.71	\$ 36,938.21	\$ 2,371.50	-	-
OVERFILL/OVERWEIGHT CAN C	\$ 358.11	\$ 387.18	\$ 29.07	-	-
TOTAL COMMERCIAL SERVICES	<u>\$ 1,375,981</u>	<u>\$ 1,491,263</u>	<u>\$ 115,282</u>		
GRAND TOTAL	<u>\$ 5,597,386</u>	<u>\$ 6,059,166</u>	<u>\$ 461,779</u>		

Tariff Page	Annual Customer Count	Monthly Frequency	Annual PU's	Meeks Weights	Calculated Annual Pounds	Adjusted Annual Pounds	Increase	Gross Up	Tariff Rate Increase	Current Tariff	Calculated Rate
-------------	-----------------------	-------------------	-------------	---------------	--------------------------	------------------------	----------	----------	----------------------	----------------	-----------------

RESIDENTIAL SERVICES

SERVICE CODES WITH NO CURRENT CUSTOMERS LISTED BELOW

Service Code	Service Description	Annual Pick Ups	Meeks Weights	Calculated Annual Pounds	Adjusted Annual Pounds	Increase	Gross Up	Tariff Rate Increase	Current Tariff	Calculated Rate	Company Current Revenue	Company Proposed Revenue	Revised Revenue Increase
RESIDENTIAL SERVICES													
	Can/Unit On Call	12.00	34	408.00	273.47	4.94	5.06	\$ 0.42	\$ 7.91	\$ 8.33	94.96	\$ 100.02	\$ 5.06
	1-64 GAL ON CALL PICKUP	12.00	51	612.00	410.21	7.41	7.58	\$ 0.63	\$ 13.19	\$ 13.82	158.28	\$ 165.86	\$ 7.58
	1-65 GAL CART-ONCALL SVC	12.00	51	612.00	410.21	7.41	7.58	\$ 0.63	\$ 13.19	\$ 13.82	158.28	\$ 165.86	\$ 7.58

MULTI-FAMILY SERVICES													
	35 GAL CART COUNT/ADDITIONAL	12.00	34	408.00	273.47	4.94	5.06	\$ 0.42	\$ 5.15	\$ 5.57	61.84	\$ 66.90	\$ 5.06
	64 GAL CART COUNT/ADDITIONAL	12.00	51	612.00	410.21	7.41	7.58	\$ 0.63	\$ 7.49	\$ 8.12	89.88	\$ 97.46	\$ 7.58
	96 GAL CART COUNT/ADDITIONAL	12.00	77	924.00	619.33	11.19	11.45	\$ 0.95	\$ 10.84	\$ 11.79	130.06	\$ 141.51	\$ 11.45

COMMERCIAL SERVICES													
	LOOSE/BULK 1-4YD	12.00	125	1,500.00	1,005.41	18.17	18.59	\$ 1.55	\$ 22.58	\$ 24.13	270.93	\$ 289.52	\$ 18.59
	ADDTL LOOSE/BULK 1YD	12.00	125	1,500.00	1,005.41	18.17	18.59	\$ 1.55	\$ 22.58	\$ 24.13	270.93	\$ 289.52	\$ 18.59
	MIN LOOSE/BULK 1YD	12.00	125	1,500.00	1,005.41	18.17	18.59	\$ 1.55	\$ 22.58	\$ 24.13	270.93	\$ 289.52	\$ 18.59
R1.5YDPU	1.5YD CONTAINER PICKUP	12.00	250	3,000.00	2,010.83	36.34	37.18	\$ 3.10	\$ 36.74	\$ 39.83	440.83	\$ 478.01	\$ 37.18
35ROCPU	1-35 GAL CART-ON CALL SVC	12.00	29	348.00	233.26	4.21	4.31	\$ 0.36	\$ 5.12	\$ 5.48	61.43	\$ 65.74	\$ 4.31
	35GAL SPECIAL PICKUP	12.00	29	348.00	233.26	4.21	4.31	\$ 0.36	\$ 8.68	\$ 9.04	104.15	\$ 108.46	\$ 4.31
	64GAL SPECIAL PICKUP	12.00	51	612.00	410.21	7.41	7.58	\$ 0.63	\$ 11.10	\$ 11.73	133.20	\$ 140.78	\$ 7.58
	95GAL SPECIAL PICKUP	12.00	77	924.00	619.33	11.19	11.45	\$ 0.95	\$ 14.56	\$ 15.51	174.70	\$ 186.15	\$ 11.45
	OCCASIONAL UNIT	12.00	29	348.00	233.26	4.21	4.31	\$ 0.36	\$ 4.67	\$ 5.03	56.03	\$ 60.34	\$ 4.31
	32GAL ADDITIONAL	12.00	29	348.00	233.26	4.21	4.31	\$ 0.36	\$ 5.12	\$ 5.48	61.43	\$ 65.74	\$ 4.31
	1-35 GAL CART WEEKLY SVC	51.96	29	1,506.84	1,010.00	18.25	18.67	\$ 0.36	\$ 5.12	\$ 5.48	265.99	\$ 284.66	\$ 18.67
CEXNAVY	NAVY EXTRA	12.00	29	348.00	233.26	4.21	4.31	\$ 0.36	\$ 5.12	\$ 5.48	61.43	\$ 65.74	\$ 4.31

Adjustment Factor Calculation

	Total	
Total Tonnage	12,489	
Total Pounds	24,977,481	24977481
Adjust factor	67.03%	

Residential Increase	\$ 346,497	8.21%
Commerical Increase	\$ 115,282	8.38%
Total Packer Increase	\$ 461,779	\$ -
RO Tons	6,374	
RO Increase	\$ 242,894	21.99%

Island Disposal, Inc. G-154
Rate Sheet

	Current Rates	Dump Fee Increase	Proposed New Rates 1/1/2024
Item 55, Pg. 16			
Over-sized/Over-weight	\$ 5.19	\$ 0.42	\$ 5.61
Item 100, Pg. 21			
Weekly Service			
35 gallon cart	\$ 22.31	\$ 1.82	\$ 24.13
64 gallon cart	\$ 32.40	\$ 2.74	\$ 35.13
96 gallon cart	\$ 46.94	\$ 4.13	\$ 51.07
EOW Service			
35 gallon cart	\$ 16.40	\$ 0.91	\$ 17.31
65 gallon cart	\$ 24.70	\$ 1.37	\$ 26.07
95 gallon cart	\$ 37.22	\$ 2.07	\$ 39.29
Monthly Service			
35 gallon cart	\$ 8.90	\$ 0.42	\$ 9.32
65 gallon cart	\$ 13.45	\$ 0.63	\$ 14.08
95 gallon cart	\$ 20.26	\$ 0.95	\$ 21.21
Item 100, Pg. 22			
Extras			
32 gallon can or unit	\$ 5.15	\$ 0.42	\$ 5.57
On Call			
Can/unit (ea.)	\$ 7.91	\$ 0.42	\$ 8.33
35 gallon cart	\$ 8.83	\$ 0.42	\$ 9.25
64 gallon cart	\$ 13.19	\$ 0.63	\$ 13.82
96 gallon	\$ 19.96	\$ 0.95	\$ 20.91
Item 105, Pg. 24			
Multi- family Service - First Pick Up			

Island Disposal, Inc. G-154
Rate Sheet

	Current Rates	Dump Fee Increase	Proposed New Rates 1/1/2024
--	---------------	-------------------	--------------------------------

35 gallon cart	\$ 5.15	\$ 0.42	\$ 5.57
64 gallon cart	\$ 7.49	\$ 0.63	\$ 8.12
95 gallon cart	\$ 10.84	\$ 0.95	\$ 11.79

Multi- family Service - Additional Pick Up

35 gallon cart	\$ 5.15	\$ 0.42	\$ 5.57
64 gallon cart	\$ 7.49	\$ 0.63	\$ 8.12
95 gallon cart	\$ 10.84	\$ 0.95	\$ 11.79

Item 150, Pg. 28

Loose and Bulky Material

Bulky

Rate per yard (1-4 cubic yards)	\$ 22.58	\$ 1.55	\$ 24.13
Additional cubic yards	\$ 22.58	\$ 1.55	\$ 24.13
Minimum charge/pickup	\$ 22.58	\$ 1.55	\$ 24.13

Loose (company loads)

Rate per yard (1-4 cubic yards)	\$ 22.58	\$ 1.55	\$ 24.13
Additional cubic yards	\$ 22.58	\$ 1.55	\$ 24.13
Minimum charge/pickup	\$ 22.58	\$ 1.55	\$ 24.13

Item 230, Pg. 34

Disposal Fees

MSW Loose (per ton)	\$ 173.32	\$ 38.11	\$ 211.43
MSW Compacted (per ton)	\$ 164.37	\$ 36.14	\$ 200.51
Demo, Wood Waste	\$ 183.38	\$ 40.33	\$ 223.71
Appliances	\$ 25.25	\$ 1.46	\$ 26.71
Tires	\$ 8.42	\$ 0.49	\$ 8.91
Yard/Garden Debris	\$ 106.23	\$ 6.16	\$ 112.39

Island Disposal, Inc. G-154
Rate Sheet

	Current Rates	Dump Fee Increase	Proposed New Rates 1/1/2024
Oversized, Hard to Handle	\$ 190.76	\$ 41.94	\$ 232.70
Per Vehicle Charge	\$ 7.24	\$ -	\$ 7.24

Item 240, Pg. 35

Permanent Service

Each Additional Pickup

1 yard	\$ 24.90	\$ 2.17	\$ 27.07
1.5 yard	\$ 36.74	\$ 3.10	\$ 39.83
2 yard	\$ 48.08	\$ 4.01	\$ 52.10
	\$ -		\$ -

Temporary Service

Pickup Rate

1 yard	\$ 28.09	\$ 2.17	\$ 30.26
1.5 yard	\$ 39.95	\$ 3.10	\$ 43.04
2 yard	\$ 52.35	\$ 4.01	\$ 56.37

Item 245, Pg. 36

Container Services

Permanent Services

35 gallon cart	\$ 5.12	\$ 0.36	\$ 5.48
65 gallon cart	\$ 7.49	\$ 0.63	\$ 8.12
95 gallon cart	\$ 10.84	\$ 0.95	\$ 11.79

Minimum

35 gallon cart	\$ 22.18	\$ 1.54	\$ 23.72
65 gallon cart	\$ 32.41	\$ 2.76	\$ 35.17
95 gallon cart	\$ 46.92	\$ 4.14	\$ 51.06

Special Pickup

35 gallon cart	\$ 8.68	\$ 0.42	\$ 9.10
----------------	---------	---------	---------

Island Disposal, Inc. G-154
Rate Sheet

	Current Rates	Dump Fee Increase	Proposed New Rates 1/1/2024
65 gallon cart	\$ 11.10	\$ 0.63	\$ 11.73
95 gallon cart	\$ 14.56	\$ 0.95	\$ 15.51
Additional Unit			
32 gallon can/unit (additional units)	\$ 5.12	\$ 0.36	\$ 5.48
Flat Monthly Charge (Multiple Units)			
Occasional Units (32 Gal equivalent)	\$ 4.67	\$ 0.36	\$ 5.03

Island Disposal, Inc. G-154
 Regulated Price Out
 Fiscal Year Ending 10/31/2023

BILL AREA IDI-COUNTY, ISLAND, LANGLEY, STATE PARKS, OAK HARBOR

Service Code	Service Code Description	Tariff Rate 11/1/2022	Tariff Rate 1/1/2023	Tariff Page	Total Revenue	GL Account	Average Customers	Dump Fee Calc			
RESIDENTIAL GARBAGE											
35RE1	1-35 GAL CART EOW SVC	\$ 16.23	\$ 16.43	21	154,070	32000	783	X	9,396	9,396	-
35RM1	1-35 GAL MONTHLY	\$ 8.85	\$ 8.94	21	25,529	32000	238	X	2,860	2,860	-
35ROCPU	1-35 GAL CART-ON CALL SVC	\$ 8.78	\$ 8.87	22	3,944	32000	37		445	445	-
35RW1	1-35 GAL CART WEEKLY SVC	\$ 21.76	\$ 22.15	21	1,712,072	32000	6,460	X	77,522	77,522	-
64RE1	1-64 GAL EOW	\$ 24.45	\$ 24.75	21	27,873	32000	94		1,128	1,128	-
64RM1	1-64 GAL MONTHLY	\$ 13.38	\$ 13.52	21	5,061	32000	31		375	375	-
64ROCPU	1-64 GAL CART-ONCALL SVC	\$ 13.11	\$ 13.25	22	582	32000			-	-	-
64RW1	1-64 GAL CART WEEKLY SVC	\$ 31.55	\$ 32.14	21	1,608,523	32000	4,183	X	50,198	50,198	-
64RW2	2-64 GAL CART WEEKLY SVC	\$ 63.10	\$ 64.28	21	65,890	32000	86		1,028	1,028	-
96RE1	1-96 GAL EOW	\$ 36.83	\$ 37.28	21	6,498	32000	15		174	174	-
96RM1	1-96 GAL MONTHLY	\$ 20.15	\$ 20.36	21	790	32000	3		39	39	-
96ROCPU	1-96 GAL CART-ONCALL SVC	\$ 19.84	\$ 20.05	22	300	32001	1		15	15	-
96RW1	1-96 GAL CART WEEKLY SVC	\$ 45.61	\$ 46.50	21	439,436	32000	790	X	9,479	9,479	-
96RW2	2-96 GAL CART WEEKLY SVC	\$ 91.22	\$ 93.00	21	22,452	32000	20		242	242	-
ADDTLPACKA25	OVER 25FT ROLLOUT FOR AUTO CARTS	\$ 0.12	\$ 0.12	31	2,652	32001	1,842				-
CEXR	EXTRA CAN	\$ 5.03	\$ 5.12	22	96,132	32001	1,568	X	18,819	18,819	-
DRVNRW2	DRIVE IN OVER 250	\$ 1.24	\$ 1.24	19	15	32000	1				-
OFOWR	OVERFILL/OVERWEIGHT CHG	\$ 5.07	\$ -	16	6,965	32001	21		258	1,597	(1,339)
OFOWR	OVERFILL/WEIGHT CHG CAN	\$ 5.07	\$ 5.16	16	6,909	32000	112		1,339	1,597	(258)
RBULKY	BULKY CHARGE	\$ 22.18	\$ 22.51	28	1,236	32001	5		55	55	-
RDELCART	RE-DELIVERY FEE-CART	\$ 23.70	\$ 23.70	15	5,611	32000	20				-
RDRIVEIN	DRIVE IN SERVICE	\$ 4.94	\$ 4.94	19	12,171	32000	206				-
RESTART	SERVICE RESTART FEE	\$ 11.43	\$ 11.43	15	5,013	32000	37				-
RGATE	RESI GATE CHARGE	\$ 4.94	\$ 4.94	19	36	32001	1				-
ROLLE-RESI	ROLLOUT RESI EOW UP TO 25	\$ 2.55	\$ 2.55	31	111	32001	4				-
ROLLM-RESI	ROLLOUT RESI MTHLY UP TO	\$ 1.18	\$ 1.18	31	34	32001	2				-
ROLLW-RESI	Rollout 25ft/can per pick up	\$ 5.11	\$ 5.11	31	3,110	32001	51				-
RWALKIN	WALK IN SERVICE	\$ 2.55	\$ 2.56	19	2,431	32000	79				-
SP	SPECIAL PICKUP	\$ 8.66	\$ 8.74	36	947	32001	9		108	108	-
TRIPRCARTS	RESI TRIP CHARGE - CARTS	\$ 5.72	\$ 5.72	17	213	32000	3				-
TOTAL RESIDENTIAL GARBAGE					\$ 4,216,607		12,742		173,482		
					283,960.18						
COMMERCIAL GARBAGE											
35CMCNT	35 GAL CART COUNT	\$ 5.03	\$ 5.11	36	21,787	33010	82	X	985	985	-
35CW1	1-35 GAL CAN WEEKLY SVC	\$ 21.77	\$ 22.12	36	34,696	33010	131	X	1,569	1,569	-
64CW1	1-64 GL CART WEEKLY SVC	\$ 31.57	\$ 32.16	36	28,362	33010	73	X	882	882	-
96CW1	1-96 GL CART WEEKLY SVC	\$ 45.58	\$ 46.49	36	7,824	33010	14		168	168	-
CDEL	CONTAINER DELIVERY CHARGE	\$ 29.82	\$ 29.82	35	89	33010	0				-

CDRIVEIN	DRIVE IN SERVICE	\$ 6.41	\$ 6.41	19	470	33010	6	-	-	
CEX	EXTRA CANS	\$ 5.03	\$ 5.12	36	1,524	33011	25	298	298	-
CEXYD	CMML EXTRA YARDAGE	\$ 22.18	\$ 22.51	28	34,463	33011	128	1,531	1,531	-
CTDEL1.5	TEMP CONTAINER DELIVERY	\$ 29.82	\$ 29.82	35	119	33010	0	-	-	-
CTDEL2	TEMP CONTAINER DELIVER	\$ 29.82	\$ 29.82	35	411	33010	1	-	-	-
CTIME	COMMERCIAL TIME CHARGE	\$ 101.27	\$ 101.27	29	1,443	33010	1	-	-	-
CWALKIN	WALK IN SERVICE	\$ 2.55	\$ 2.55	19	380	33010	12	-	-	-
OFOWCCAN	OVERFILL/OVERWEIGHT CAN C	\$ 5.07	\$ 5.16	16	356	33010	6	69	69	-
R1.5YD1W	1.5YD CONT 1xWEEKLY SVC	\$ 154.88	\$ 157.79	35	158,917	33010	84	1,007	1,007	-
R1.5YD2W	1.5YD CONT 2xWEEKLY SVC	\$ 309.77	\$ 315.57	35	57,127	33010	15	181	181	-
R1.5YD3W	1.5YD CONT 3xWEEKLY SVC	\$ 464.65	\$ 473.36	35	21,935	33010	4	46	46	-
R1.5YDCOPU	1.5 YD CUST OWNED ON CALL	\$ 35.77	\$ 36.44	35	16,350	33010	37	449	449	-
R1.5YDEX	1.5YD CONTAINER EXTRA PU	\$ 35.77	\$ 36.44	35	289	33010	1	8	8	-
R1.5YDRENTM	1.5YD CONTAINER RENT-MTH	\$ 15.49	\$ 15.49	35	18,791	33010	101	-	-	-
R1.5YDRENTTD	1.5 YD TEMP CONT RENT DAI	\$ 0.51	\$ 0.51	35	157	33010	26	-	-	-
R1.5YDTPU	1.5YD TEMP CONTAINER PU	\$ 39.05	\$ 39.72	35	477	33010	1	12	12	-
R1YD1W	1YD CONT 1xWEEKLY SVC	\$ 104.83	\$ 106.86	35	286,357	33010	223	2,680	2,680	-
R1YD1WCO	1 YD CUST OWNED CONT 1X PER WK	\$ 104.83	\$ 106.86	35	1,251	33010	1	12	12	-
R1YD2W	1YD CONT 2xWEEKLY SVC	\$ 209.66	\$ 213.73	35	15,532	33010	6	73	106	(34)
R1YD2W	1 YD CUST OWNED CONT 2X PER WK	\$ 209.66	\$ 213.73	35	7,213	33010	3	34	106	(73)
R1YDCOPU	1 YD CUST OWNED ON CALL	\$ 24.21	\$ 24.68	35	13,574	33010	46	550	550	-
R1YDEOW	1YD CONT EOW SVC	\$ 52.54	\$ 53.56	35	1,098	33010	2	21	21	-
R1YDEX	1YD CONTAINER EXTRA PU	\$ 24.21	\$ 24.68	35	365	33011	1	15	15	-
R1YDRENTM	1YD CONTAINER RENT-MTHLY	\$ 15.24	\$ 15.24	35	41,031	33010	224	-	-	-
R1YDRENTTD	1YD TEMP CONT RENT DAILY	\$ 0.50	\$ 0.50	35	54	33010	9	-	-	-
R1YDTPU	1YD TEMP CONT PU	\$ 27.47	\$ 27.94	35	139	33010	0	5	5	-
R2YD1W	2YD CONT 1xWEEKLY SVC	\$ 202.86	\$ 206.63	35	228,156	33010	92	1,104	1,104	-
R2YD2W	2YD CONT 2xWEEKLY SVC	\$ 405.72	\$ 413.26	35	255,202	33010	51	618	618	-
R2YD3W	2YD CONT 3xWEEKLY SVC	\$ 608.58	\$ 619.88	35	113,226	33010	15	183	183	-
R2YD5WCO	2 YD CUST OWNED CONT 5X PER WK	\$ 1,014.30	\$ 1,033.14	35	-	33010	-	-	-	-
R2YDCOPU	2 YD CUST OWNED ON CALL	\$ 46.85	\$ 47.72	35	69,574	33010	121	1,458	1,458	-
R2YDEOW	2YD CONT EOW SVC	\$ 101.66	\$ 103.55	35	2,951	33010	2	28	28	-
R2YDEOWCO	2YD CUST OWNED CONT EOW	\$ 101.66	\$ 103.55	35	-	33010	-	-	-	-
R2YDEX	2YD CONTAINER EXTRA PU	\$ 46.85	\$ 47.72	35	239	33011	0	5	5	-
R2YDRENTM	2YD CONTAINER RENT-MTHLY	\$ 19.29	\$ 19.29	35	35,683	33010	154	-	-	-
R2YDRENTTD	2 YD TEMP CONT RENT DAILY	\$ 0.64	\$ 0.64	35	924	33010	120	-	-	-
R2YDTPU	2YD TEMP CONTAINER PU	\$ 51.21	\$ 52.08	35	3,487	33010	6	67	67	-
RDELTO8	REDELIVERY FEE UP TO 8YDS	\$ 44.83	\$ 44.83	15	959	33010	2	-	-	-
RESTARTC	COMM RESTART FEE	\$ 11.43	\$ 11.43	15	251	33010	2	-	-	-
TOTAL COMMERCIAL GARBAGE					\$ 1,483,233		973	14,055.09		
					113,557.05					
NAVY GARBAGE										
CEXNAVY	NAVY EXTRA	\$ 3.66	\$ 5.11	36	134	33011	2			
CEXYD	CMML EXTRA YARDAGE	\$ 22.18	\$ 22.51	28	56	33011	0			
R2YD3W	2YD CONT 3xWEEKLY SVC	\$ 608.58	\$ 619.88	35	14,832	33010	2			
R2YDRENTM	2YD CONTAINER RENT-MTHLY	\$ 19.29	\$ 19.29	35	463	33010	2			
ADJCOM	SERVICE ADJ-COMMERCIAL	#N/A	\$ -	See cell note	-	33010	-			
TOTAL NAVY COMMERCIAL GARBAGE					\$ 15,486		2			
DROP BOX HAULS/RENTAL										

CPHAUL25	25YD COMPACTOR-HAUL	\$	139.28	\$	139.28	42	2,773	31000	2	20	X
CPHAUL30	30YD COMPACTOR-HAUL	\$	155.43	\$	155.43	42	13,989	31000	2	90	X
CPHAUL35	35YD COMPACTOR-HAUL	\$	191.59	\$	191.59	42	50,963	31000	12	266	X
OW-RO	OVERFILL/OVERWEIGHT BOX	\$	28.48	\$	28.48	32	1,393	31010	4	49	
ROAPPL	APPLIANCE FEE	\$	22.58	\$	23.62	34	2,463	31010	9	109	
RODEL	ROLL OFF-DELIVERY	\$	118.27	\$	118.27	40	60,199	31010	42		
ROHAUL10DSH	10 YD RO DAILY SHORT HAUL	\$	128.03	\$	128.03	40	6,530	31000	4	51	X
ROHAUL10LH	10 YD RO DAILY LONG HAUL	\$	175.67	\$	175.67	40	8,081	31000	4	46	
ROHAUL20DSH	20YD RO DAILY SHORT HAUL	\$	128.03	\$	128.03	40	48,753	31000	32	381	
ROHAUL20LH	20YD RO DAILY LONG HAUL	\$	175.67	\$	175.67	40	126,343	31000	60	719	X
ROHAUL30DSH	30YD RO DAILY SHORT HAUL	\$	162.47	\$	162.47	40	10,723	31000	6	66	
ROHAUL30LH	30YD RO DAILY LONG HAUL	\$	210.81	\$	210.81	40	9,065	31000	4	43	X
ROHAUL40DSH	40YD RO DAILY SHORT HAUL	\$	162.47	\$	162.47	40	18,962	31000	10	117	
ROHAUL40LH	40YD RO DAILY LONG HAUL	\$	210.81	\$	210.81	40	42,794	31000	17	203	X
ROMILE	ROLL OFF-MILEAGE	\$	5.80	\$	5.80	40	5,046	31010	73	870	X
RORELOCATE	ROLL OFF RELOCATE	\$	44.83	\$	44.83	15	524	31010	1		
RORENT10D	10YD ROLL OFF DAILY RENT	\$	6.47	\$	6.47	40	9,045	31002	4		
RORENT10M	10YD ROLL OFF MTHLY RENT	\$	149.33	\$	149.33	40	4,437	31002	2		X
RORENT20D	20YD ROLL OFF-DAILY RENT	\$	6.47	\$	6.47	40	65,573	31002	28		
RORENT20M	20YD ROLL OFF-MNTHLY RENT	\$	149.33	\$	149.33	40	67,731	31002	38		X
RORENT30D	30YD ROLL OFF-DAILY RENT	\$	6.47	\$	6.47	40	10,747	31002	5		
RORENT30M	30YD ROLL OFF-MNTHLY RENT	\$	157.93	\$	157.93	40	3,638	31002	2		X
RORENT40D	40YD ROLL OFF-DAILY RENT	\$	6.47	\$	6.47	40	29,976	31002	13		
RORENT40M	40YD ROLL OFF-MNTHLY RENT	\$	157.93	\$	157.93	40	8,386	31002	4		X
ROWAIT	TIME/STANDBY CHARGE	\$	129.15	\$	129.15	29	72	31010	0		
TIRE-RO	TIRE FEE - RO	\$	7.53	\$	7.88	34	678	31010	7		

Navy - ROL

RODEL	ROLL OFF-DELIVERY	\$	118.27	\$	118.27	40	473	31010	0		
ROHAUL10LH	10 YD RO DAILY LONG HAUL	\$	175.67	\$	175.67	40	703	31000	0	4	
ROHAUL20LH	20YD RO DAILY LONG HAUL	\$	175.67	\$	175.67	40	19,499	31000	9	111	
ROHAUL30LH	30YD RO DAILY LONG HAUL	\$	210.81	\$	210.81	40	-	31000	-	-	
ROHAUL40LH	40YD RO DAILY LONG HAUL	\$	210.81	\$	210.81	40	4,216	31000	2	20	
RORENT10D	10YD ROLL OFF DAILY RENT	\$	6.47	\$	6.47	40	-	31002	-		
RORENT10M	10YD ROLL OFF MTHLY RENT	\$	149.33	\$	149.33	40	390	31002	0		
RORENT20D	20YD ROLL OFF-DAILY RENT	\$	6.47	\$	6.47	40	-	31002	-		
RORENT20M	20YD ROLL OFF-MNTHLY RENT	\$	149.33	\$	149.33	40	6,229	31002	3		
RORENT30D	30YD ROLL OFF-DAILY RENT	\$	6.47	\$	6.47	40	-	31002	-		
RORENT40D	40YD ROLL OFF-DAILY RENT	\$	6.47	\$	6.47	40	602	31002	8		

Coupeville - ROL

CPHAUL35	35YD COMPACTOR-HAUL	\$	191.59	\$	191.59	42	3,449	31000	2	18	
RODEL	ROLL OFF-DELIVERY	\$	118.27	\$	118.27	40	1,183	31010	1		
ROHAUL10DSH	10 YD RO DAILY SHORT HAUL	\$	128.03	\$	128.03	40	384	31000	0	3	
ROHAUL20DSH	20YD RO DAILY SHORT HAUL	\$	128.03	\$	128.03	40	25,734	31000	17	201	
ROHAUL30DSH	30YD RO DAILY SHORT HAUL	\$	162.47	\$	162.47	40	-	31000	-	-	
RORENT10D	10YD ROLL OFF DAILY RENT	\$	6.47	\$	6.47	40	97	31002	1		
RORENT20D	20YD ROLL OFF-DAILY RENT	\$	6.47	\$	6.47	40	1,223	31002	1		
RORENT20M	20YD ROLL OFF-MNTHLY RENT	\$	149.33	\$	149.33	40	12,417	31002	7		
RORENT30D	30YD ROLL OFF-DAILY RENT	\$	6.47	\$	6.47	40	-	31002	-		

ROTRIP	RETURN TRP - ROLL OFF	\$	86.65	\$	86.65	17	-	31010	-
TOTAL RO GARBAGE							\$	685,482	132

PASSTHROUGH DISPOSAL									
DISP	Disposal Fee Per Ton	\$	155.00	\$	162.13	34	660	31005	4
DISPAPPL	DUMP FEE - APPLIANCE	\$	22.58	\$	23.62	34	141	31005	6
DISPCOMPACTEDMSW	DUMP FEE - COMPR/GROCERY	\$	147.00	\$	153.76	34	-	31005	-
DISPCONCRETE-RO	DISPOSAL FEE CONCRETE - RO	\$	147.00	\$	153.76		1,431	31005	10
DISPDEMO	DUMP FEE - REG TON	\$	164.00	\$	171.54	34	183,208	31005	1,117
DISPHTH	DUMP FEE - HARD TO HANDLE	\$	170.60	\$	178.45	34	2,677	31005	16
DISPRO	DUMP FEE - MSW	\$	155.00	\$	162.13	34	438,062	31005	2,826
DISPYARD/GARDEN DEBRIS	DUMP FEE - YARD WASTE	\$	95.00	\$	99.37	34	-	31005	-
ROAPPL	APPLIANCE FEE	\$	22.58	\$	23.62	34	2,463	31010	109
DISPCOMP	DUMP FEE - COMPACTED	\$	147.00	\$	153.76	34	172,372	31005	1,173
DISPYDW	DUMP FEE - YARDWASTE	\$	95.00	\$	99.37	34	4,119	31005	43

Navy - Passthrough									
DISPDEMO	DUMP FEE - REG TON	\$	164.00	\$	171.54	34	2,102	31005	13
DISPRO	DUMP FEE - MSW	\$	155.00	\$	162.13	34	20,465	31005	132
RODEL	ROLL OFF-DELIVERY	\$	118.27	\$	118.27	40	473	31010	

Coupeville - Passthrough									
DISP	Disposal Fee Per Ton	\$	155.00	\$	162.13	34	-	31005	-
DISPCOMP	DUMP FEE - COMPACTED	\$	147.00	\$	153.76	34	16,921	31005	115
DISPDEMO	DUMP FEE - REG TON	\$	164.00	\$	171.54	34	892	31005	5
DISPRO	DUMP FEE - MSW	\$	155.00	\$	162.13	34	45,894	31005	296
TOTAL PASSTHROUGH							\$	891,880	5,866

Service Charges									
FINCHG	LATE FEE	\$	1.00	\$	1.00	8	5,411	38000	
NSF FEES	RETURNED CHECK FEE	\$	10.87	\$	10.87	14	-	91002	
WO	N/A				N/A		-	38000	
TOTAL SERVICE CHARGES							\$	5,411	

TOTAL REVENUE							\$	7,298,098	
----------------------	--	--	--	--	--	--	-----------	------------------	--

PERCENT OF ANNUAL REVENUE

Totals	
Carts	#VALUE!
Containers	2
Dropboxes	116

Island Disposal

Volume Breakout - UTC vs. Non-UTC

Note from Brian Vandenburg: Customer Counts and Disposal Schedule have been copied from TG-240484.


2022 November	2022 December	2023 January	2023 February	2023 March	2023 April	2023 May	2023 June	2023 July	2023 August	2023 September	2023 October
------------------	------------------	-----------------	------------------	---------------	---------------	-------------	--------------	--------------	----------------	-------------------	-----------------






Total

LOB



Total	LOB
[Redacted Content]	


TEXT IN RED BOX CONFIDENTIAL PER WAC 480-07-160




Route

ROLLOFF-MSW


Note from Brian Vandenburg: Customer Counts and Disposal Schedule have been copied from TG-240484.






TEXT IN RED BOX CONFIDENTIAL PER WAC 480-07-160





TEXT IN RED BOX CONFIDENTIAL PER WAC 480-07-160



TEXT IN RED BOX CONFIDENTIAL PER WAC 480-07-160

