

PacifiCorp T&D Fact Sheet

July 2019



Customers: 2,004,994
Service Territory: 141,390 miles²

Transmission
***Lines: 17,514 miles**
****Structures: 163,674**
*****Substations: 362**

Distribution
Lines: 64,404 miles
(42,816 Overhead line miles)
(21,588 Trench miles)
Poles: 1,121,208
Substations: 822
Service Transformers: 608,671
(OH: 421,430)
(PAD: 187,241)

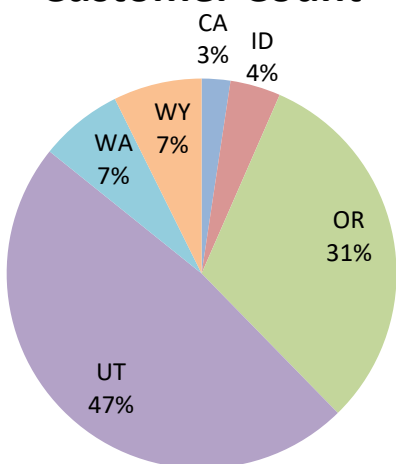
Pacific Power

Rocky Mountain Power

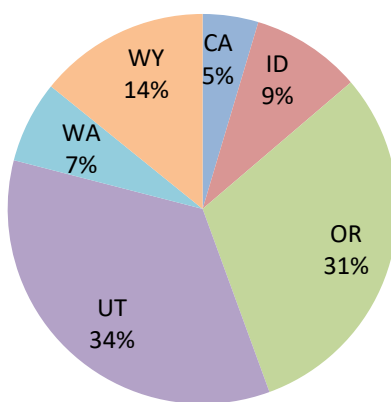
	OR	WA	CA	TOTAL
Customers	623,989	138,067	47,632	809,688
Service Territory (miles ²)	21,292	2,729	11,292	35,313
Transmission				
Line Miles	3,036	612	729	4,377
Poles	33,007	7,319	9,909	50,235
Substations	87	18	16	121
Distribution				
Line Miles	19,752 (OH: 14,369) (UG: 5,383)	4,377 (OH: 3,579) (UG: 798)	2,973 (OH: 2,340) (UG: 633)	27,103 (OH: 20,288) (UG: 6,815)
Poles	374,533	99,680	55,605	529,818
Substations	202	32	47	281
Service Transformers	214,492 (OH: 163,580) (PAD: 50,912)	59,158 (OH: 50,517) (PAD: 8,641)	26,569 (OH: 21,510) (PAD: 5,059)	300,219 (OH: 235,607) (PAD: 64,612)

	UT	WY	ID	TOTAL
Customers	964,311	147,171	83,824	1,195,306
Service Territory (miles ²)	58,888	37,990	9,199	106,077
Transmission				
Line Miles	7,141	2,823	2,474	12,438
Poles	66,465	22,985	22,449	111,899
Substations	149	63	27	239
Distribution				
Line Miles	22,279 (OH: 10,926) (UG: 11,353)	9,134 (OH: 7,292) (UG: 1,842)	5,888 (OH: 4,310) (UG: 1,578)	37,301 (OH: 22,528) (UG: 14,773)
Poles	337,172	157,065	97,153	591,390
Substations	356	110	75	541
Service Transformers	207,800 (OH: 109,953) (PAD: 97,847)	51,302 (OH: 38,022) (PAD: 13,280)	49,350 (OH: 37,848) (PAD: 11,502)	308,452 (OH: 185,823) (PAD: 122,629)

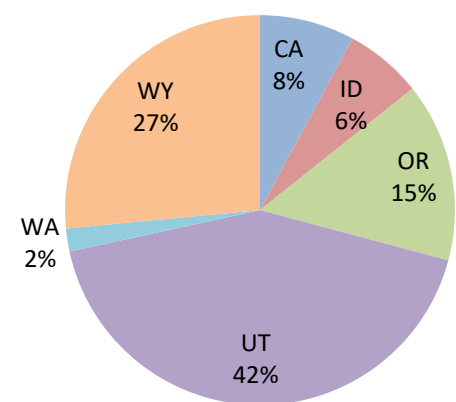
Customer Count



Distribution Lines



Service Territory



Notes:

*Transmission lines outside service states: 699mi (MT: 633mi, CO: 28mi NM: 28mi, & AZ: 10mi)

**Transmission structures outside service states: 1,540 (MT: 1,093, CO: 185, NM: 196, & AZ: 66)

***There are two transmission substations in MT.

Transmission structure inventory not complete in GIS database

Each individual transformer in a bank is counted separately

Data Source: PacifiCorp GIS database, gisdept@pacificorp.com