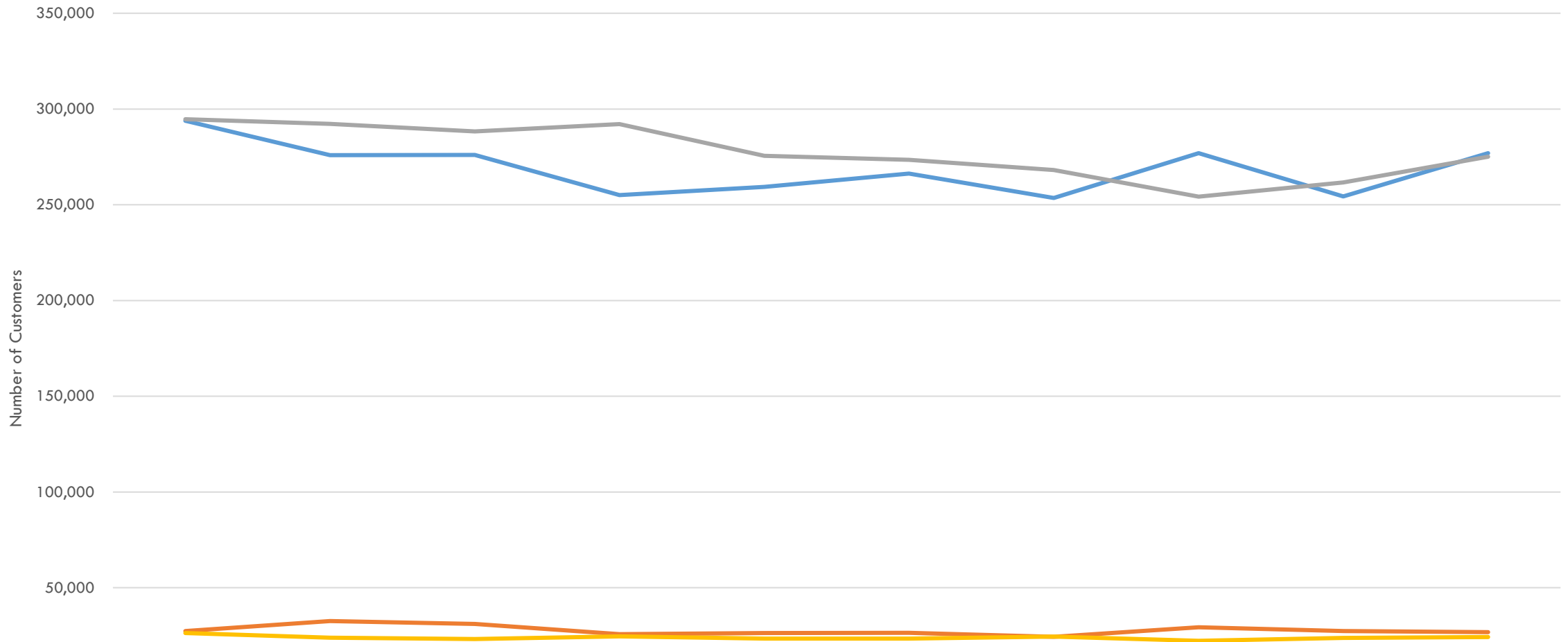




# Utility COVID-19 Arrearages Data, U-200281

## March-Dec. 2020 Summary

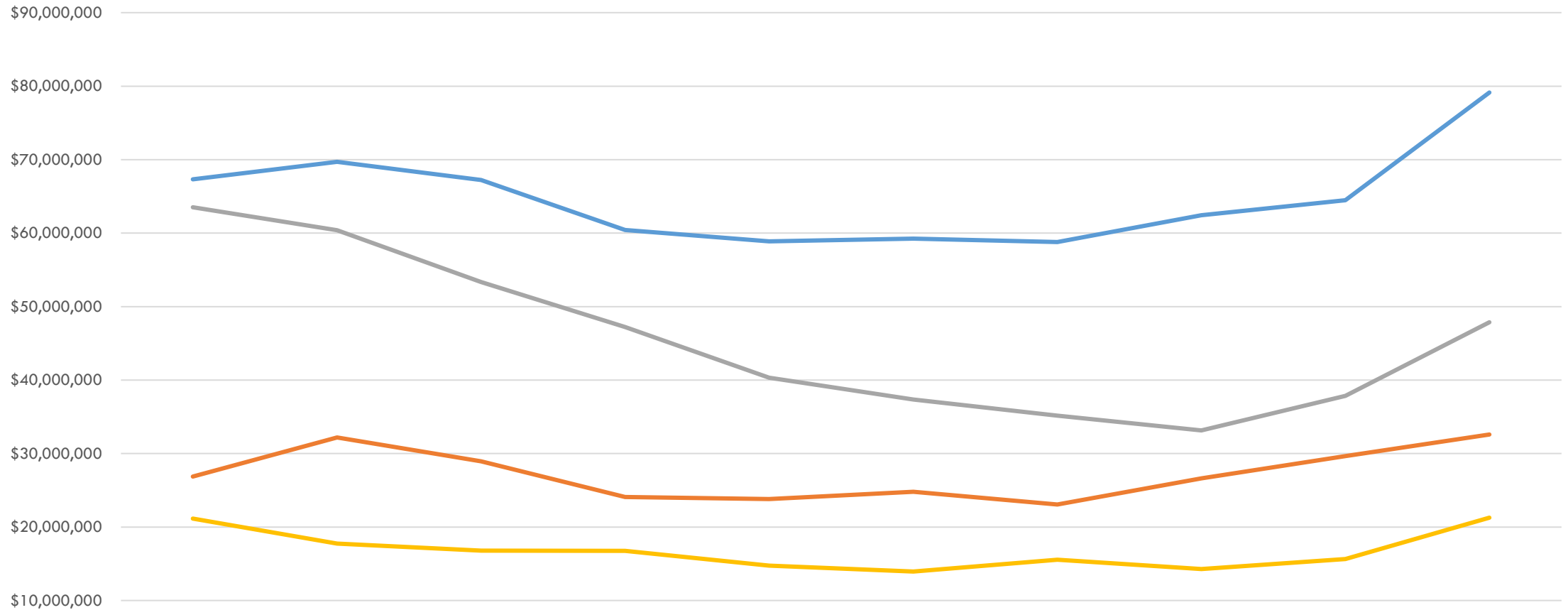
# Total electric and gas IOU customers with past due balances



	Mar	Apr	May	Jun	Jul	Aug	Sep	Oct	Nov	Dec
Residential 2020	293,893	275,907	276,003	255,077	259,322	266,238	253,578	276,980	254,349	276,994
Commercial 2020	27,360	32,611	31,136	25,836	26,397	26,465	24,408	29,331	27,348	26,787
Residential 2019	294,666	292,240	288,291	292,133	275,617	273,459	268,134	254,201	261,671	275,148
Commercial 2019	26,343	23,885	23,246	24,648	23,507	23,412	24,479	22,344	23,756	24,240



# Total electric and gas IOU arrearages

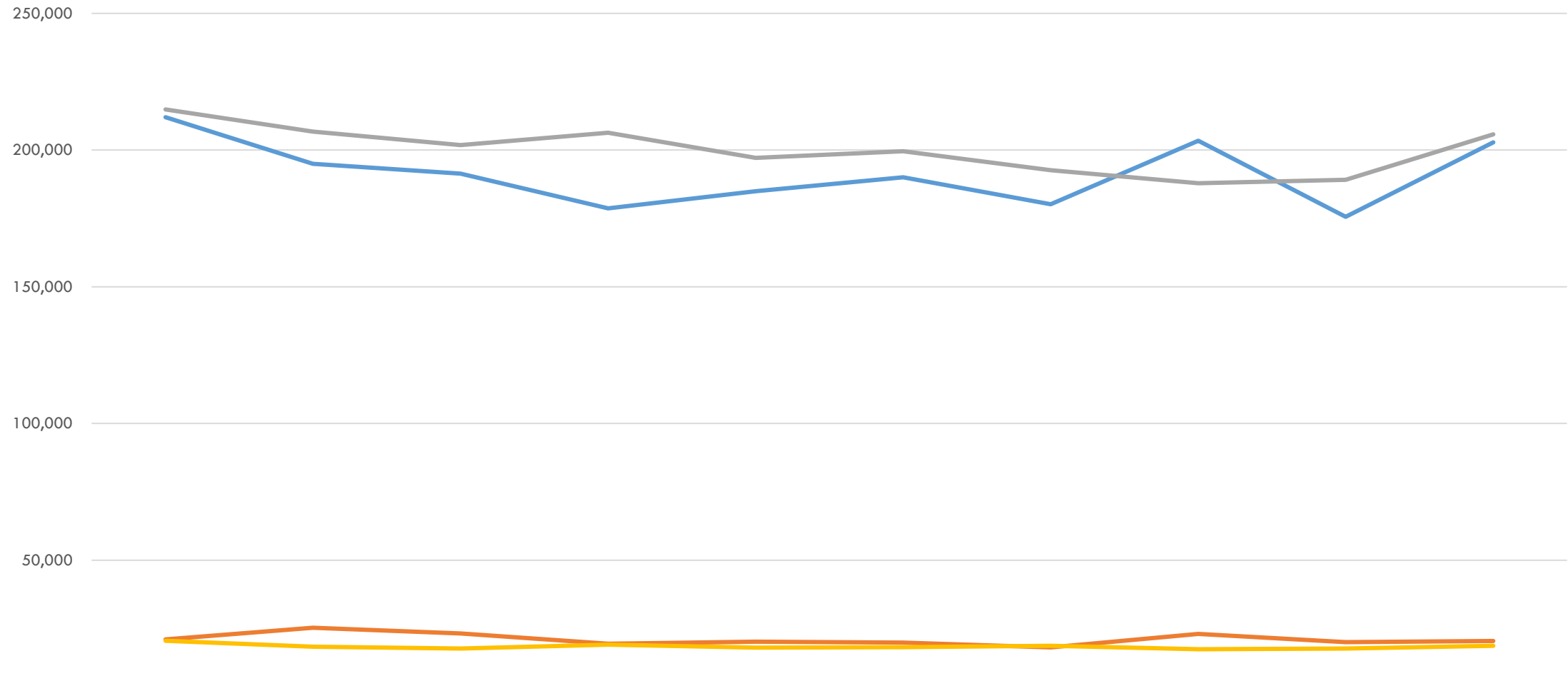


	Mar	Apr	May	Jun	Jul	Aug	Sep	Oct	Nov	Dec
Residential 2020	\$67,332,093	\$69,724,661	\$67,232,159	\$60,419,101	\$58,891,493	\$59,243,479	\$58,781,093	\$62,438,013	\$64,490,489	\$79,133,215
Commercial 2020	\$26,872,919	\$32,187,736	\$28,959,682	\$24,079,427	\$23,814,897	\$24,800,824	\$23,058,535	\$26,613,984	\$29,645,535	\$32,589,479
Residential 2019	\$63,511,523	\$60,385,819	\$53,362,549	\$47,232,742	\$40,323,678	\$37,360,263	\$35,163,732	\$33,157,872	\$37,839,748	\$47,868,541
Commercial 2019	\$21,152,687	\$17,750,429	\$16,805,665	\$16,765,262	\$14,762,149	\$13,943,983	\$15,562,551	\$14,278,456	\$15,654,262	\$21,274,247

Residential 2020 Commercial 2020 Residential 2019 Commercial 2019



# PSE customers with past due balances

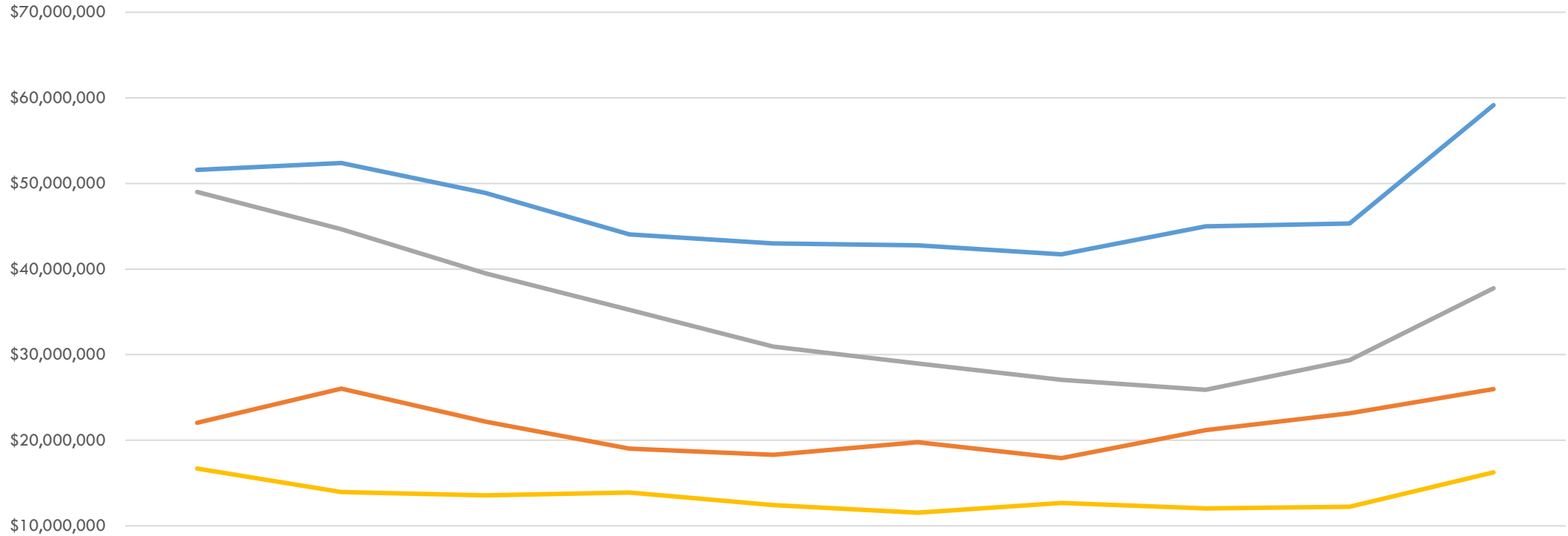


	Mar	Apr	May	Jun	Jul	Aug	Sep	Oct	Nov	Dec
Residential 2020	212,041	194,993	191,422	178,668	184,971	190,051	180,157	203,430	175,604	202,846
Commercial 2020	21,046	25,308	23,196	19,458	20,192	19,854	18,083	23,055	20,014	20,451
Residential 2019	214,880	206,792	201,819	206,306	197,108	199,595	192,650	187,843	189,152	205,769
Commercial 2019	20,531	18,377	17,711	19,074	18,033	18,185	18,705	17,411	17,713	18,699

Residential 2020 Commercial 2020 Residential 2019 Commercial 2019



# PSE total arrearages

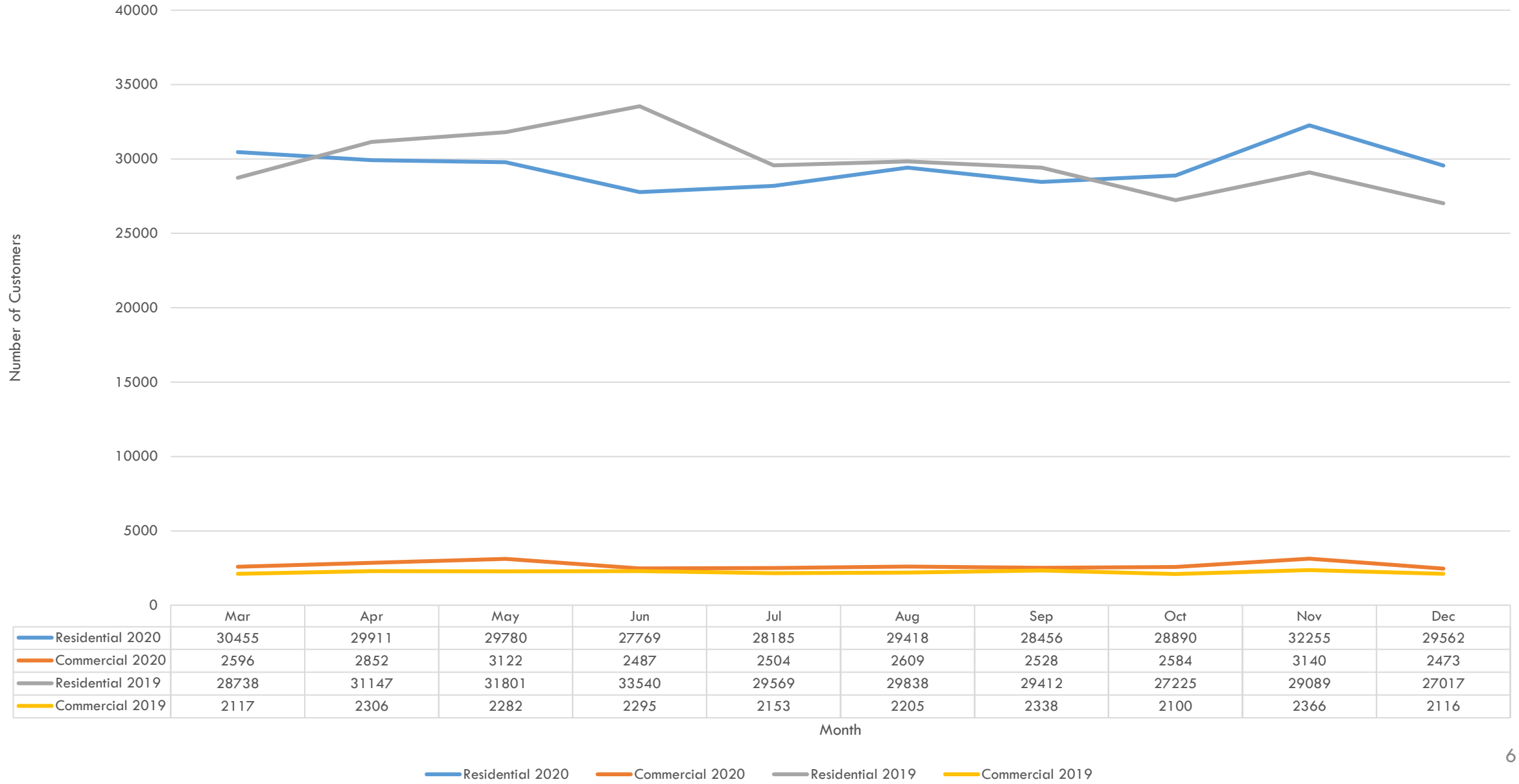


\$-	Mar	Apr	May	Jun	Jul	Aug	Sep	Oct	Nov	Dec
Residential 2020	\$51,576,225	\$52,385,540	\$48,891,470	\$44,057,158	\$42,987,462	\$42,780,881	\$41,722,412	\$44,975,138	\$45,327,618	\$59,155,514
Commercial 2020	\$22,040,184	\$26,030,129	\$22,180,947	\$19,016,693	\$18,318,458	\$19,779,837	\$17,924,499	\$21,177,554	\$23,166,201	\$25,975,297
Residential 2019	\$49,000,950	\$44,657,275	\$39,513,986	\$35,225,038	\$30,947,890	\$28,965,860	\$27,056,180	\$25,905,728	\$29,352,247	\$37,742,459
Commercial 2019	\$16,692,747	\$13,952,769	\$13,572,541	\$13,912,416	\$12,430,670	\$11,560,605	\$12,691,144	\$12,047,865	\$12,254,183	\$16,266,700

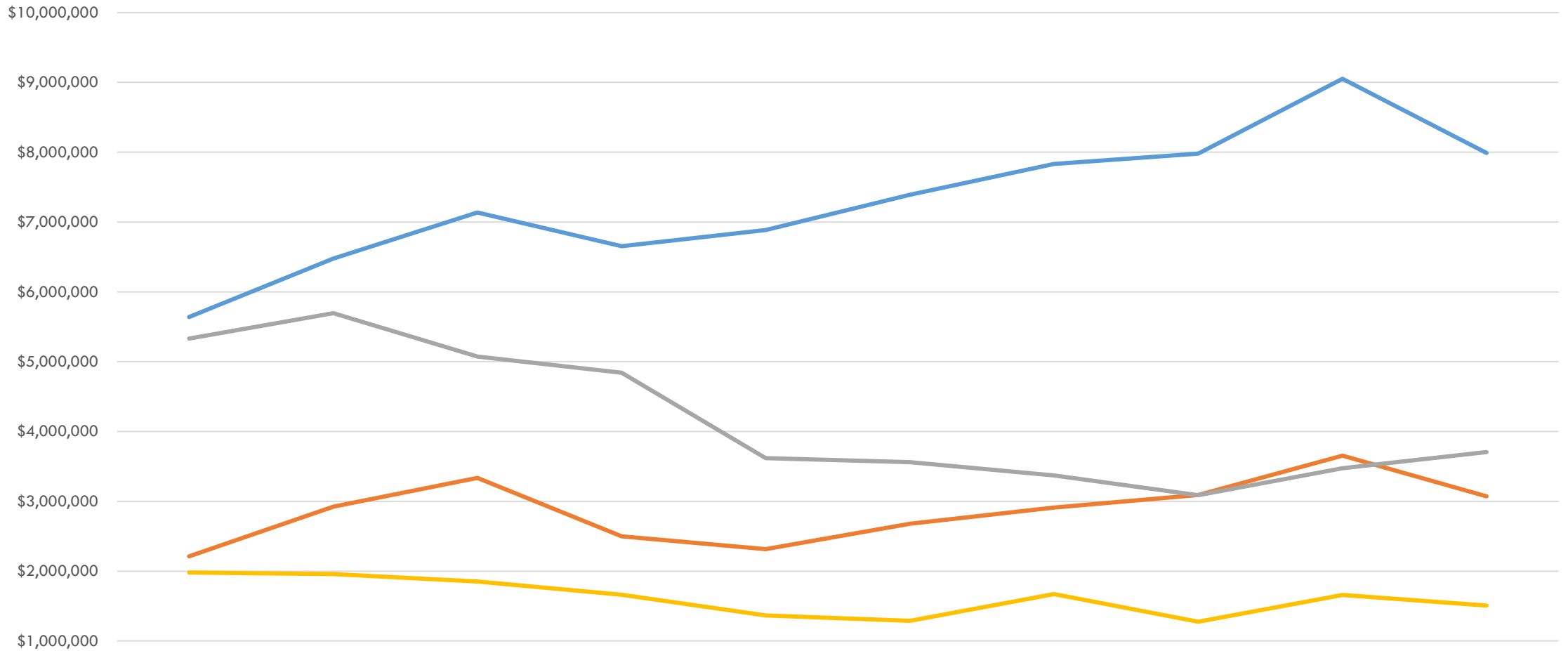
Residential 2020 Commercial 2020 Residential 2019 Commercial 2019



# Avista customers with past due balances



# Avista total arrearages

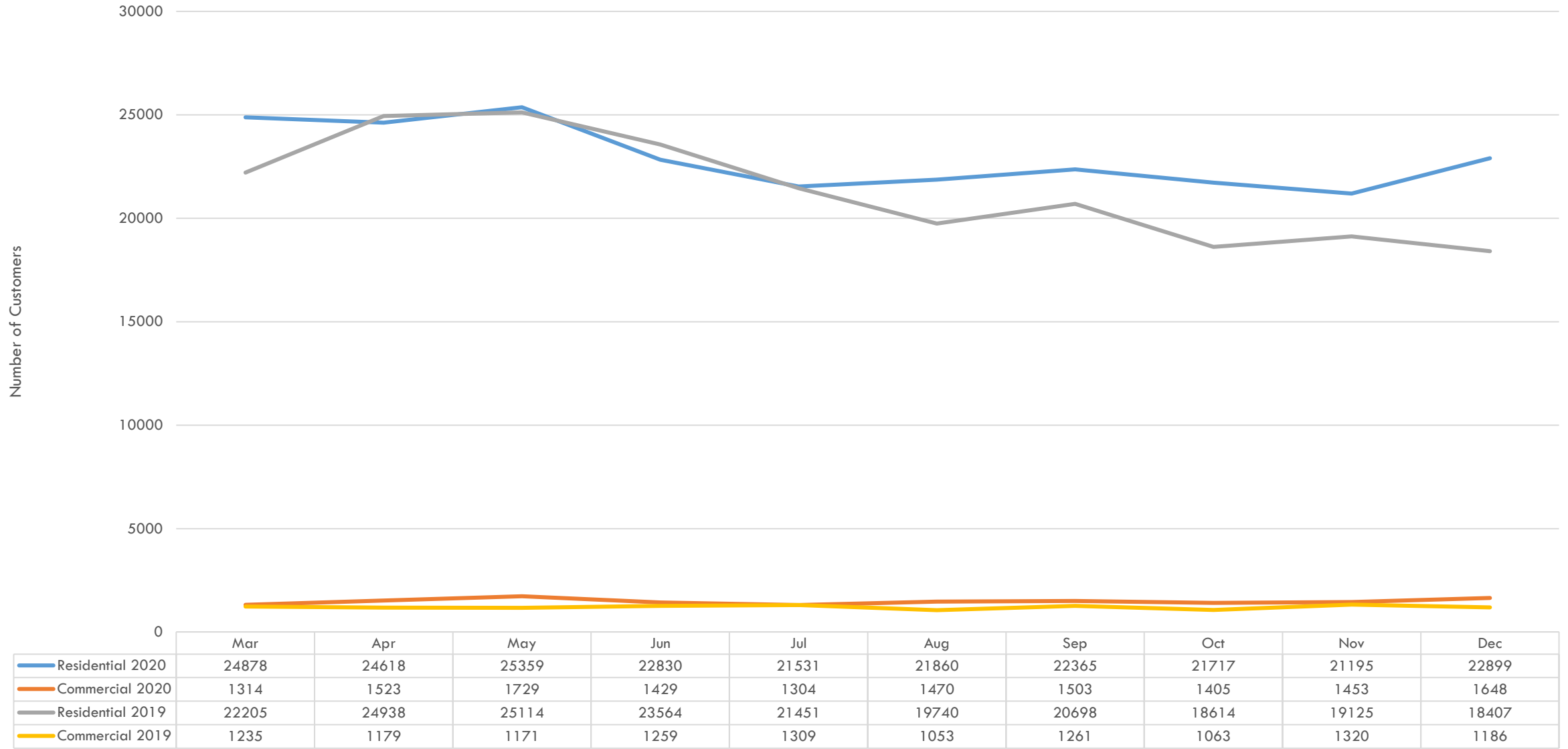


	Mar	Apr	May	Jun	Jul	Aug	Sep	Oct	Nov	Dec
Residential 2020	\$5,641,851	\$6,477,115	\$7,135,261	\$6,653,676	\$6,885,563	\$7,390,488	\$7,830,637	\$7,980,986	\$9,051,018	\$7,990,881
Commercial 2020	\$2,213,454	\$2,925,095	\$3,336,833	\$2,500,231	\$2,315,870	\$2,680,625	\$2,910,660	\$3,091,839	\$3,656,201	\$3,071,589
Residential 2019	\$5,332,700	\$5,696,330	\$5,073,575	\$4,842,555	\$3,620,784	\$3,560,025	\$3,372,178	\$3,087,210	\$3,475,336	\$3,706,166
Commercial 2019	\$1,983,046	\$1,958,616	\$1,852,241	\$1,664,345	\$1,367,221	\$1,288,895	\$1,671,419	\$1,275,527	\$1,658,470	\$1,509,981

Residential 2020 Commercial 2020 Residential 2019 Commercial 2019



# PacifiCorp customers with past due balances



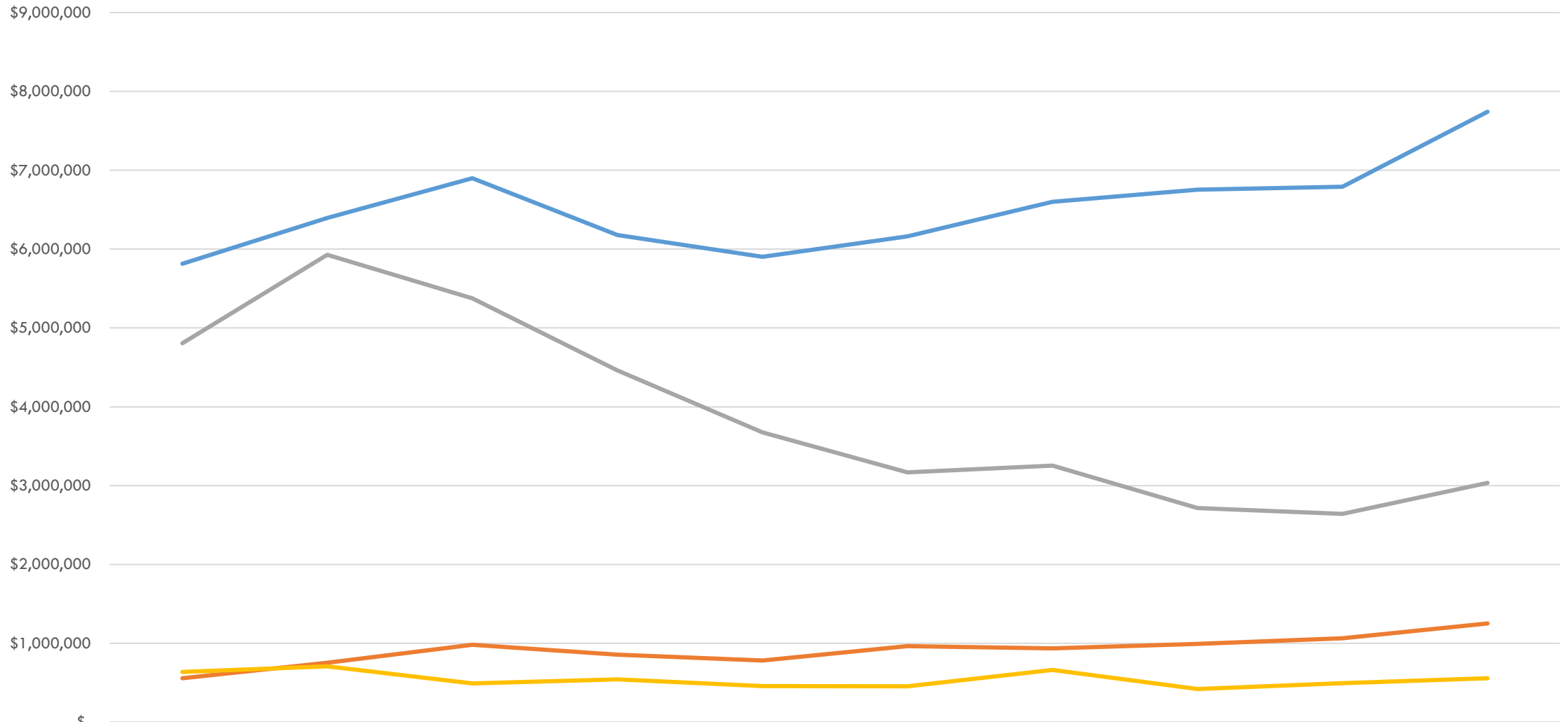
Axis Title

Residential 2020 Commercial 2020 Residential 2019 Commercial 2019





# PacifiCorp total arrearages

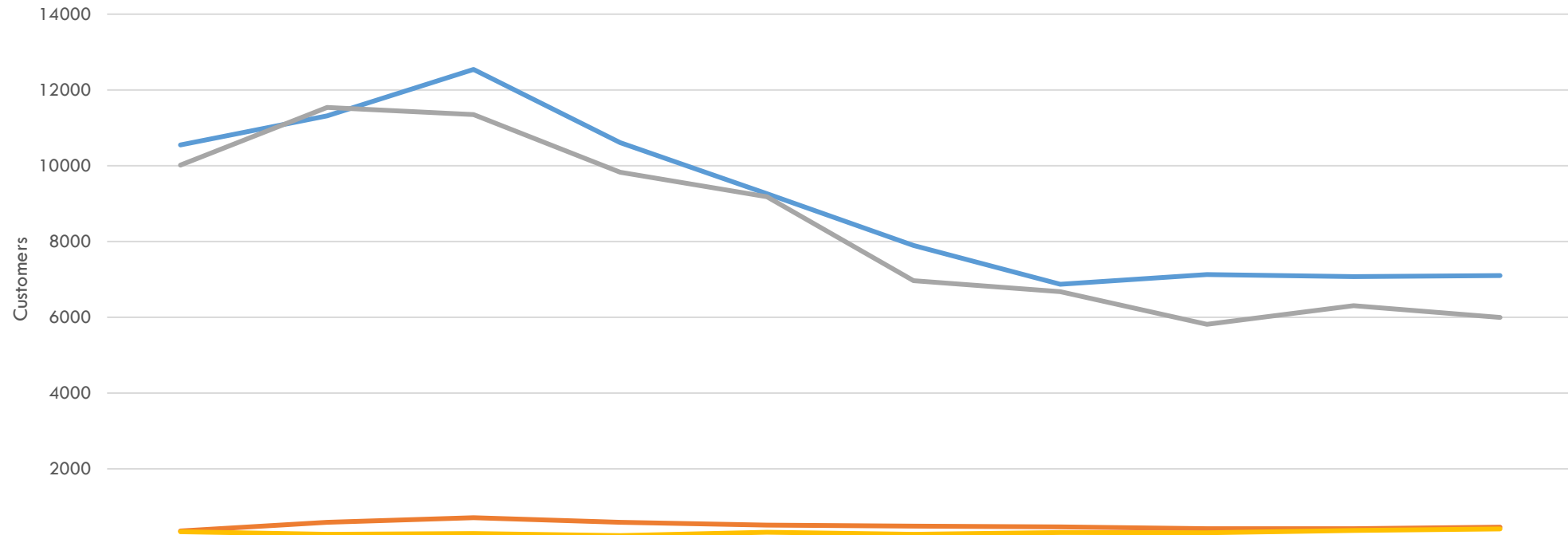


	Mar	Apr	May	Jun	Jul	Aug	Sep	Oct	Nov	Dec
Residential 2020	\$5,814,962	\$6,393,467	\$6,899,350	\$6,178,337	\$5,901,098	\$6,160,819	\$6,599,003	\$6,754,053	\$6,791,457	\$7,740,538
Commercial 2020	\$558,044	\$753,544	\$981,758	\$857,579	\$783,150	\$964,828	\$936,074	\$992,692	\$1,062,973	\$1,251,835
Residential 2019	\$4,806,693	\$5,928,538	\$5,376,159	\$4,462,387	\$3,675,361	\$3,168,639	\$3,255,405	\$2,715,486	\$2,641,772	\$3,035,476
Commercial 2019	\$637,594	\$707,399	\$490,705	\$543,389	\$458,535	\$455,914	\$663,176	\$421,202	\$495,347	\$556,958

Residential 2020 Commercial 2020 Residential 2019 Commercial 2019



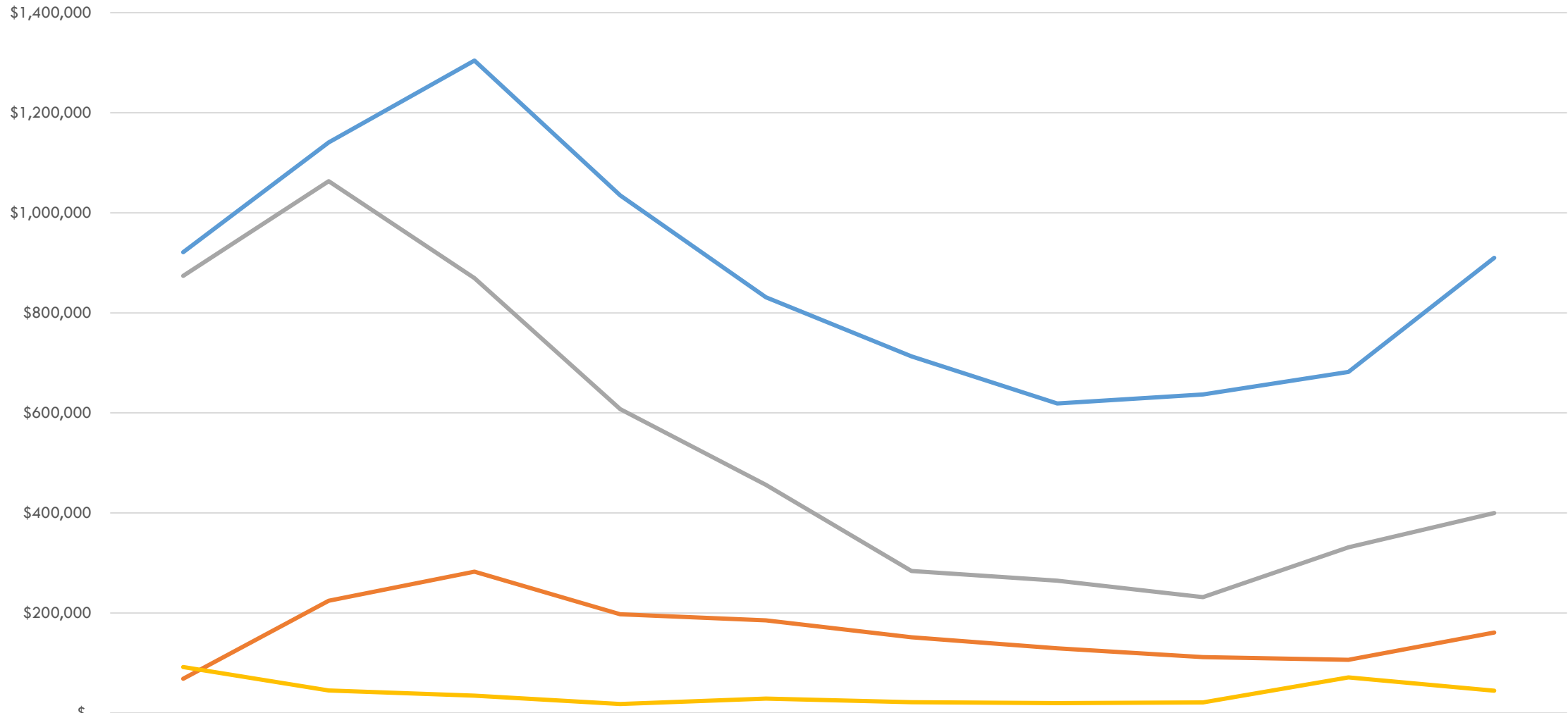
# NWN customers with past due balances



	Mar	Apr	May	Jun	Jul	Aug	Sep	Oct	Nov	Dec
Residential 2020	10544	11313	12537	10609	9259	7891	6873	7125	7074	7100
Commercial 2020	358	586	707	591	512	489	466	418	417	460
Residential 2019	10012	11540	11349	9824	9178	6962	6674	5812	6302	5994
Commercial 2019	336	272	290	235	325	272	317	314	373	410



# NWN total arrearages

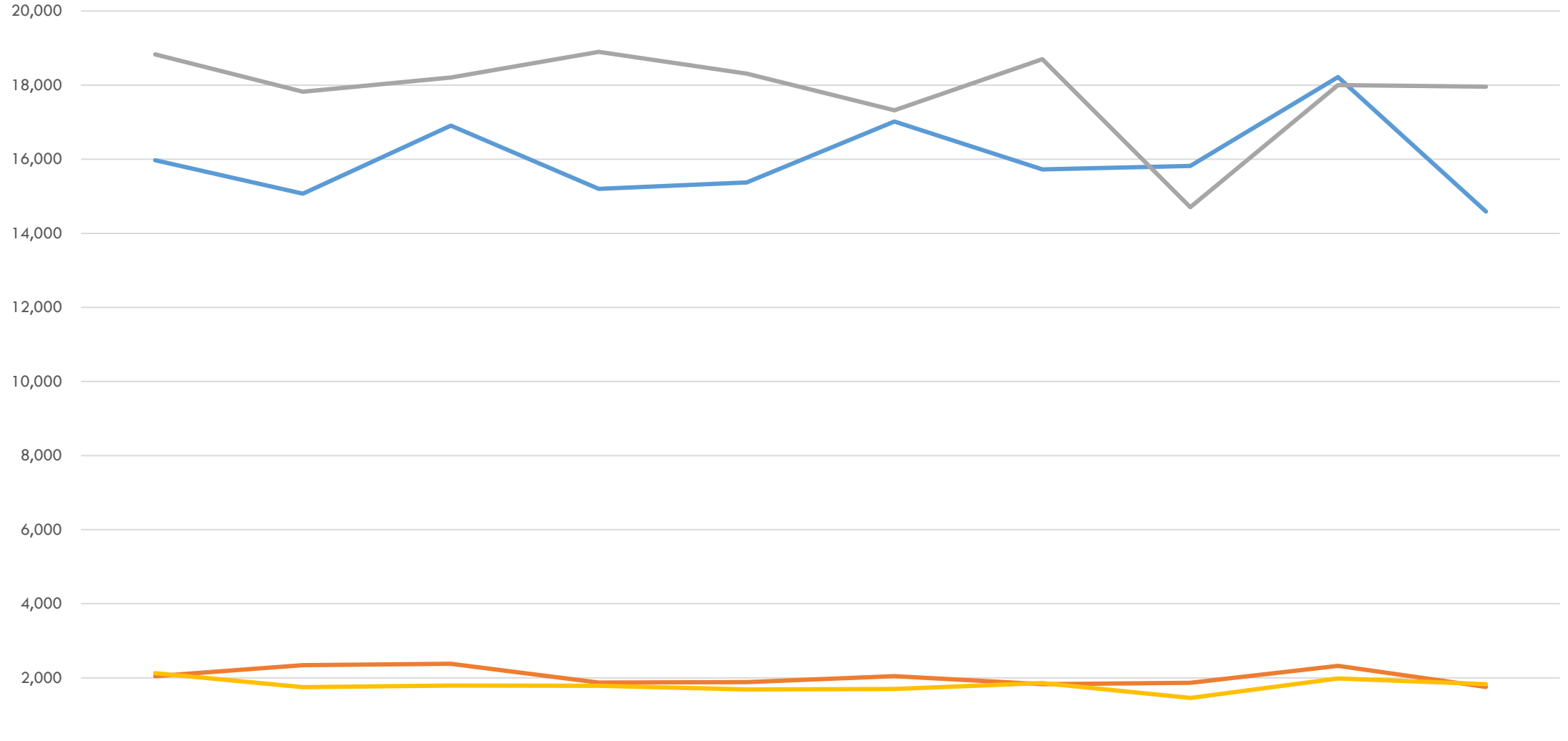


	Mar	Apr	May	Jun	Jul	Aug	Sep	Oct	Nov	Dec
Residential 2020	\$921,160	\$1,140,588	\$1,304,056	\$1,034,576	\$831,147	\$712,893	\$618,676	\$636,898	\$682,041	\$909,740
Commercial 2020	\$68,624	\$224,674	\$282,882	\$197,456	\$185,610	\$151,598	\$129,437	\$112,283	\$106,685	\$161,373
Residential 2019	\$874,082	\$1,062,893	\$869,226	\$607,648	\$456,467	\$284,147	\$264,598	\$232,051	\$331,262	\$400,106
Commercial 2019	\$92,076	\$45,418	\$35,040	\$18,444	\$29,005	\$21,876	\$20,318	\$21,599	\$71,326	\$45,123

Residential 2020 Commercial 2020 Residential 2019 Commercial 2019



# CNG customers with past due balances

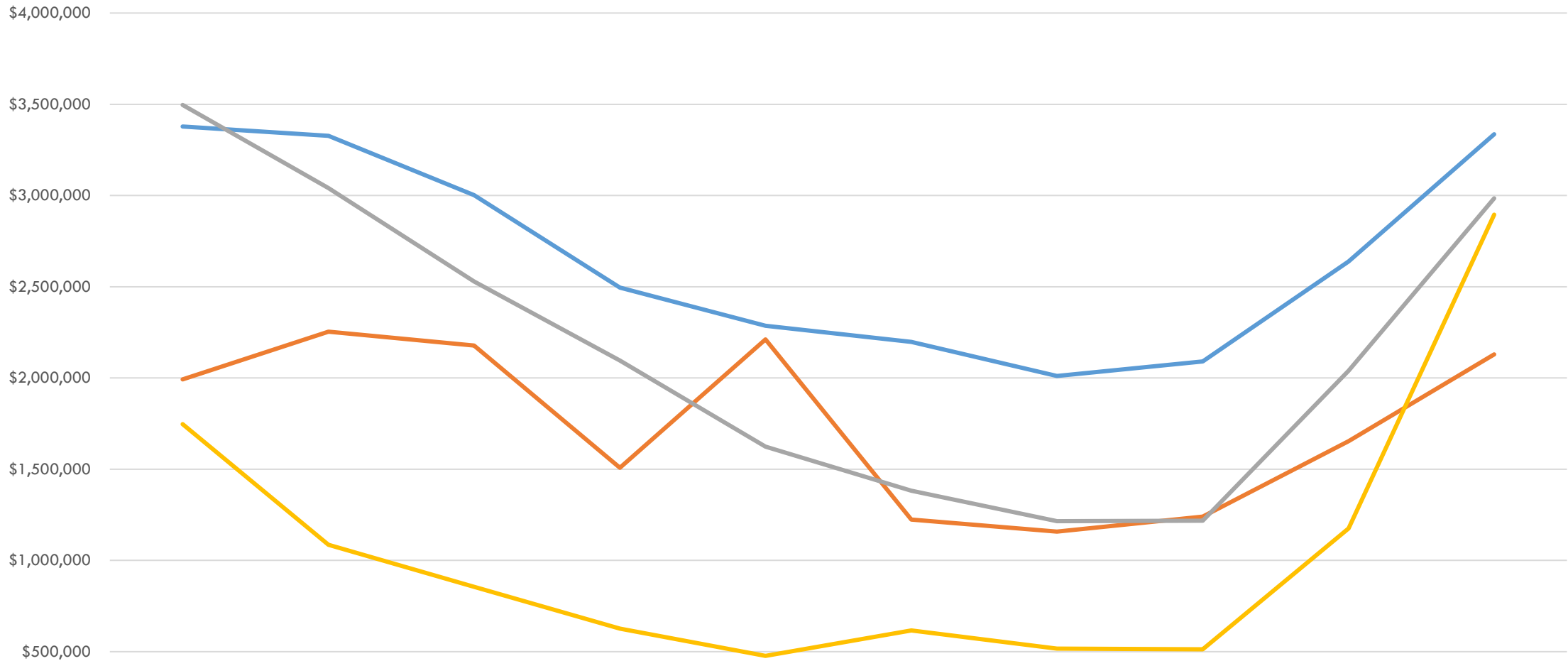


	Mar	Apr	May	Jun	Jul	Aug	Sep	Oct	Nov	Dec
Residential 2020	15,975	15,072	16,905	15,201	15,376	17,018	15,727	15,818	18,221	14,587
Commercial 2020	2,046	2,342	2,382	1,871	1,885	2,043	1,828	1,869	2,324	1,755
Residential 2019	18,831	17,823	18,208	18,899	18,311	17,324	18,700	14,707	18,003	17,961
Commercial 2019	2,124	1,751	1,792	1,785	1,687	1,697	1,858	1,456	1,984	1,829

Residential 2020 Commercial 2020 Residential 2019 Commercial 2019



# CNG total arrearages



	Mar	Apr	May	Jun	Jul	Aug	Sep	Oct	Nov	Dec
Residential 2020	\$3,377,895	\$3,327,951	\$3,002,023	\$2,495,353	\$2,286,223	\$2,198,397	\$2,010,364	\$2,090,938	\$2,638,355	\$3,336,542
Commercial 2020	\$1,992,613	\$2,254,294	\$2,177,263	\$1,507,468	\$2,211,809	\$1,223,937	\$1,157,864	\$1,239,614	\$1,653,476	\$2,129,386
Residential 2019	\$3,497,099	\$3,040,783	\$2,529,603	\$2,095,114	\$1,623,176	\$1,381,592	\$1,215,371	\$1,217,397	\$2,039,130	\$2,984,333
Commercial 2019	\$1,747,224	\$1,086,228	\$855,138	\$626,667	\$476,718	\$616,693	\$516,494	\$512,264	\$1,174,937	\$2,895,486

— Residential 2020   
 — Commercial 2020   
 — Residential 2019   
 — Commercial 2019

