


Narrative Summary




1 4 7 9 11 13 15 17



Sanitary Disposal, Inc
Income Statement
2023-09


1 4 19 21 23 25 27 29



Sanitary Disposal, Inc
Income Statement
2023-09


| 1 | 4 | 31 |
|---|---|----|
| | | |

1 4 7 9 11 13 15 17




Sanitary Disposal, Inc
Income Statement
2023-09

1 4 19 21 23 25 27 29




Sanitary Disposal, Inc
Income Statement
2023-09




1 4 31

1 4 7 9 11 13 15 17



Sanitary Disposal, Inc
Income Statement
2023-09


1 4 19 21 23 25 27 29



Sanitary Disposal, Inc
Income Statement
2023-09


| 1 | 4 | 31 |
|---|---|----|
| | | |

1 4 7 9 11 13 15 17



Sanitary Disposal, Inc
Income Statement
2023-09


1 4 19 21 23 25 27 29



Sanitary Disposal, Inc
Income Statement
2023-09


| 1 | 4 | 31 |
|---|---|----|
| | | |

1 4 7 9 11 13 15 17




Sanitary Disposal, Inc
Income Statement
2023-09


1 4 19 21 23 25 27 29



Sanitary Disposal, Inc
Income Statement
2023-09

1 4 31






The main body of the page is a large black rectangle, indicating that the content has been redacted. Only the header information is visible.

1 4 7 9 11 13 15 17

Sanitary Disposal, Inc
Income Statement
2023-09




The main body of the document is a large black redacted area. At the top of this area, there are several small red numbers: 1, 4, 19, 21, 23, 25, 27, and 29, which likely correspond to line items in a financial statement.

Sanitary Disposal, Inc
Income Statement
2023-09




1 4 31



(drill)

(drill)





Waste Connections, Inc.

BS Close Report

2022-09

System:

SubSystem:

(drill)

(drill)




(drill)

(drill)

(drill)

(drill)

(drill)





Waste Connections, Inc.
BS Close Report
2022-09

System:
SubSystem:

(drill)

(drill)






(drill)

(drill)





System:
SubSystem:

(drill)

(drill)




(drill)

(drill)

(drill)

(drill)

(drill)




Waste Connections, Inc.
BS Close Report
2023-09


System:
SubSystem:

(drill)


(drill)





Sanitary Disposal Services
Fiscal Year Ending 9/30/23
Total Company P&L





Hauling vs TS































Operations


Other Operations


CHECK














































1

2 3

4

5

6 7

USOA #

4115
4115
4115
4115
4115
4115
4115
4115
4115

4120
4120
4120

1

2 3

9

12

13


14

Total

1

2 3

15



USOA #

4130
4130
4130
4130
4130
4130
4130
4130
4130
4130
4130
4130
4130
4130
4130
4130
4130

4160

4180
4180
4180
4180


4210
4210


4213
4213
4213
4213
4213
4213

4240
4240
4240
4240

4260

4280
4280
4280
4280





USOA #

4360

4450

4530

4530

4530

4530

4530

4530

4540

4580

4580

4580

4580

4580

4611

4613

4613

4613

4613

4613

4613

4620

4620

4620

4620

4620


4620


4620

4620

4630

4640





USOA #

4640
4640
4640
4640

4645
4645

4650
4650
4130
4650
4650
4650
4650
4650
4650
4650
4650


4660


4670

4680

4690
4690
4690
4690
4690
4690
4690
4690
4690
4690
4690
4690
4690
4690
4690
4690
4690
4690
4690
4690
4690
4690
4690
4690

5000
5000
5000





USOA #

5000

5100

5220

5220

5230

5242

5242

5242


5242


5260

5270

5320

5320





Customer Counts



Washington

Oregon

Drive

Tractor

Tractor



Ass

Tra

Tra

Tes



Normalize Payroll Cost For Raises Received Midway Through Test Period





Corporate OH Adjustment:

2054

Restate Corporate overhead for allowed expenses.







Sanitary Disposal Services
Fiscal Yeard Ending 9/30/23
Pro Forma Adjustments

Recover costs over two years from notifying customers of Tariff changes.

| | | | | |
|------------------|-----|-------------------------|----|------|
| Residential/Comm | 211 | 0.68 | \$ | 144 |
| Roll-off | 24 | 0.68 | \$ | 16 |
| | | | \$ | 160 |
| | | Amortize over 24-months | | \$80 |



Customer Information

On November 15, 2023, the United States Postal Service® filed notice with the Postal Regulatory Commission of price changes to take effect January 21, 2024.

USPS Ground Advantage™ prices would increase by 5.4 percent, Priority Mail® service prices would increase by 5.9 percent, Priority Mail Express® service prices would increase by 5.9 percent. The Postal Service® is also seeking price changes for products including Post Office Box™ rental fees and some international mail services that includes Mail insurance.

These proposed Shipping Services prices were approved by the Postal Service Board of Governors before they are scheduled to take effect.

On October 6, 2023, the United States Postal Service® filed notice with the PRC of Mailing Service price changes to take effect January 21, 2024. The new rates include a 2-cent increase in the price of a First-Class Mail® Forever® stamp. Favorably reviewed by the Commission, the proposed increases would raise mailing services product prices. The price changes have been approved by the Board of Governors of the U.S. Postal Service®.

The planned Shipping Services and Mailing Services price changes include the following:

| Product | Current Prices |
|---|----------------|
| First-Class Mail Letters (1 oz) | \$0.66 |
| First-Class Mail Letters (metered 1 oz) | \$0.63 |
| First-Class Mail Postcards | \$0.51 |



include%20a,66%20cents%20to%2068%20cents.

Commission (PRC) of Shipping Services

uld increase by 5.7 percent, and Priority
price adjustments for Special Services
Registered Mail® and International

s. The PRC will review the prices

as price changes to take effect January
np from 66 cents to 68 cents. If
ct prices approximately 2 percent. The

| Planned Prices | |
|----------------|--------|
| | \$0.68 |
| | \$0.64 |
| | \$0.53 |

| Line No. | (a) | (b) | (c) | (b) + (c) | (d) | (e) | (d) + (e) | (f) |
|----------|--------------------|------------|----------------|-----------|------------------------------|---------------------|-----------|----------|
| | | Historical | Revenue Change | Proforma | Add: Revenue Sensitive Taxes | Revenue Requirement | | |
| 1 | Operating Revenue | 317,465 | 256,432 | 573,897 | | 7,182 | | 581,079 |
| 2 | Operating Expenses | 514,790 | | 514,790 | | 7,182 | | 521,972 |
| 3 | Operating Income | (197,325) | | 59,107 | | | | \$59,107 |
| 4 | | | | | | | | |
| 5 | Interest Expense | 7,933 | | 7,933 | | | | 7,933 |
| 6 | Income Tax Expense | | | 10,747 | | | | 10,747 |
| 7 | | | | | | | | |
| 8 | Net Income | | | 40,428 | | | | 40,428 |
| 9 | | | | | | | | |
| 10 | Operating Ratio | 162.16% | | 89.70% | | | | 89.83% |
| 11 | | | | | | | | |

| Revenue Requirement | | | |
|----------------------------|------------------|-------------------------------|----------------|
| Historical Revenue | 317,465 | Revenue Increase before taxes | 256,432 |
| Rate Increase | 263,614 | Rev Sensitive Taxes | 7,182 |
| Revenue Requirement | 581,079 | Rate Increase | 263,614 |
| | Percent Increase | 83.04% | |

| Capital Structure Financing Investment | | | Financing Cost | | |
|--|---------|---------|-----------------|----------|--------|
| Type | Percent | Amount | Cost of Capital | Weighted | Amount |
| Equity | 60.00% | 279,957 | 14.44% | 8.66% | 40,428 |
| Debt | 40.00% | 186,638 | 4.25% | 1.70% | 7,933 |
| Total | 100.00% | 466,594 | | 10.36% | 48,361 |

| Operating Statistics | Before | After |
|----------------------|------------|------------|
| | Income Tax | Income Tax |
| Return on Investment | 12.67% | 10.36% |
| Return on Equity | 18.28% | 14.44% |
| Operating Ratio | 89.70% | 89.83% |
| Profit Margin | 10.30% | 10.30% |
| Final turnover | 1.25 | 1.25 |
| Tax Rate | 21.00% | 21.00% |

| Revenue Sensitive Taxes Charges | | |
|---------------------------------|--------|-------|
| | Rate | Taxes |
| B & O Tax | 1.500% | 4,402 |
| WUTC Fee | 0.510% | 1,497 |
| City Tax | 0.000% | - |
| Bad Debts | 0.437% | 1,283 |
| Revenue Sensitive | 2.447% | 7,182 |
| Conversion Factor | 87.38% | |

Benton County (Reg) Price Out
10/01/2022-9/30/2023

BILL AREA Benton County

| Service Code | Service Code Description | Tariff Rate | Tariff Page | Total Revenue | GL Account | Average Customers |
|--|--------------------------|--------------------------------|-------------|---------------|----------------------|-------------------|
| RESIDENTIAL GARBAGE | | | | | | |
| EXTRABAG-RES | EXTRA-RES | EXTRA BAG - RES | \$ 2.05 | 17 | 733 | 32001 36 |
| S35G1W1 | | 35 GL 1X WK 1 | \$ 10.83 | 16 | 1,397 | 32000 11 |
| S90G1W1 | | 90 GL 1X WK 1 | \$ 17.24 | 16 | 31,098 | 32000 150 |
| | | | | | | - |
| TOTAL RESIDENTIAL GARBAGE | | | | | \$ 33,227.69 | 161 |
| *How do we account for adjustments? | | | | | | |
| COMMERCIAL GARBAGE | | | | | | |
| EXTRABAG-COM | | EXTRA BAG - COM | \$ 2.05 | 17 | 177 | 33001 7 |
| R1.5Y1W1 | | 1.5 YD 1X WK 1 | \$ 59.25 | 24 | 15,560 | 33000 22 |
| R2Y1W1 | | 2 YD 1X WK 1 | \$ 77.20 | 24 | 86,807 | 33000 94 |
| R2Y2W1 | | 2 YD 2X WK 1 | \$ 154.40 | 24 | 7,823 | 33000 4 |
| S35G1W1COM | | 35 GL 1X WK COM 1 | \$ 10.83 | 24 | 246 | 33000 2 |
| S90G1W1COM | | 90 GL 1X WK COM 1 | \$ 20.79 | 24 | 5,644 | 33000 23 |
| | | | | | | - |
| TOTAL COMMERCIAL GARBAGE | | | | | \$ 116,257.71 | 144 |
| *Rent codes and adjustment codes? | | | | | | |
| DROP BOX HAULS | | | | | | |
| DEL-RO | Default | DELIVERY FEE - RO | 56.75 | 27 | 2,572 | 4 |
| DISPTON-RO | Default | DISPOSAL FEE BY TON - RO | 53.90 | 23 | 61,798 | 96 |
| DISPYD-RO | Default | DISPOSAL FEE BY YARD - RO | 4.90 | 23 | 12,587 | 214 |
| HAUL11OVERS21 | Default | HAUL 11 YD OVER 5 - RO ZONE 1 | 56.75 | 18 | 28,922 | 42 |
| HAUL11UNDERS21 | Default | HAUL 11 YD UNDER 5 - RO ZONE 1 | 56.75 | 18 | - | - |
| HAUL39UNDERS21 | Default | HAUL 39 YD UNDER 5 - RO ZONE 1 | 56.75 | 18 | 147 | 0 |
| HAUL5.5-RO | Default | HAUL 5.5 YD -RO | 56.75 | 18 | 6,138 | 9 |
| HAULPER | Default | HAUL FEE PER LOAD | 56.75 | 18 | 11,660 | 17 |
| HAUL22UNDERS21 | | MILEAGE FEE - RO | 0.99 | 26 | 6,308 | 531 |
| WEIGHT-RO | | | | | - | - |
| ADJ-RO | | | 53.90 | 18 | 30,791 | 48 |
| DEMURRAGE | | | 53.90 | 23 | 199 | 0 |
| DISP+5 | | | 47.11 | 23 | 1,362 | 2 |
| DISP-5 | | | 53.90 | 23 | 1,799 | 3 |
| DISPOCC-RO | | | 53.90 | 23 | 114 | 0 |
| DRYRUN-RO | | | 56.75 | 18 | 2,994 | 4 |
| HAUL22OVERS21 | | | 56.75 | 18 | 1,022 | 2 |
| HAUL39OVERS21 | | | 56.75 | 18 | 57 | 0 |
| HAUL-CP | | | 56.75 | 18 | 1,703 | 3 |
| RELO-RO | | | 56.75 | 18 | 199 | 0 |
| WAITFEE | | | 56.75 | 18 | 1,815 | 3 |
| Haul-RO | | | 56.75 | 18 | 114 | 0 |
| TOTAL DROP BOX HAULS | | | | | \$ 172,297.35 | 622 |
| *Removed Rec code | | | | | | |
| TOTAL REVENUE | | | | | \$ 321,782.75 | |
| ADD90GRES | | ADDITIONAL 90 GL RES | | | (5,051) | |
| PERCENT OF ANNUAL REVENUE | | | | | \$ 340,782.53 | |

| Increase per LG | True-Up | Total PI | Per Price Out | Per LG | Difference from LG |
|-----------------|---------|----------|---------------|---------|---------------------|
| MSW | 83.04% | 22.47% | 105.50% | 259,296 | 263,614 (4,318) Imm |

| Current Tariff | Tariff Increase (Decrease) | Proposed Tariff Rate | Proposed Annual Revenue | Change in Annual Revenue |
|----------------|----------------------------|----------------------|-------------------------|--------------------------|
|----------------|----------------------------|----------------------|-------------------------|--------------------------|

| Per Price Out | DF Increase | Total |
|---------------|-------------|---------------|
| \$ 581,079.12 | 0 | \$ 581,079.12 |

| | | | | |
|----------|----------|----------|-----------|-----------|
| \$ 2.05 | \$ 2.16 | \$ 4.21 | 1,807.87 | 1,074.77 |
| \$ 10.83 | \$ 11.43 | \$ 22.26 | 2,871.04 | 1,473.97 |
| \$ 17.24 | \$ 18.19 | \$ 35.43 | 63,906.85 | 32,809.33 |

\$ 68,585.75 \$ 35,358.06

| | | | | |
|-----------|-----------|-----------|------------|-----------|
| \$ 2.05 | \$ 2.16 | \$ 4.21 | 364.15 | 186.95 |
| \$ 59.25 | \$ 62.51 | \$ 121.76 | 31,976.77 | 16,416.65 |
| \$ 77.20 | \$ 81.45 | \$ 158.65 | 178,392.14 | 91,585.27 |
| \$ 154.40 | \$ 162.90 | \$ 317.30 | 16,076.71 | 8,253.67 |
| \$ 10.83 | \$ 11.43 | \$ 22.26 | 505.54 | 259.54 |
| \$ 20.79 | \$ 21.93 | \$ 42.72 | 11,599.67 | 5,955.19 |
| \$ - | \$ - | \$ - | - | - |

\$ 238,914.98 \$ 122,657.27

| | | | | |
|----------|----------|-----------|-----------|-----------|
| \$ 56.75 | \$ 59.87 | \$ 116.62 | 5,285.02 | 2,713.29 |
| \$ 53.90 | \$ 17.07 | \$ 70.97 | 81,368.84 | 19,571.17 |
| \$ 4.90 | \$ 1.45 | \$ 6.35 | 16,312.14 | 3,724.82 |
| \$ 56.75 | \$ 59.87 | \$ 116.62 | 59,435.37 | 30,513.70 |
| \$ 56.75 | \$ 59.87 | \$ 116.62 | - | - |
| \$ 56.75 | \$ 59.87 | \$ 116.62 | 301.91 | 155.00 |
| \$ 56.75 | \$ 59.87 | \$ 116.62 | 12,614.49 | 6,476.19 |
| \$ 56.75 | \$ 59.87 | \$ 116.62 | 23,961.45 | 12,301.64 |
| \$ 0.99 | \$ 1.04 | \$ 2.03 | 12,963.11 | 6,655.17 |
| \$ - | \$ - | \$ - | - | - |

2/16/2024
4/1/2024

| | | | | |
|----------|----------|-----------|-----------|----------|
| \$ 53.90 | \$ 17.07 | \$ 70.97 | 40,542.42 | 9,751.43 |
| \$ 53.90 | \$ 17.07 | \$ 70.97 | 261.54 | 62.91 |
| \$ 47.11 | \$ 14.29 | \$ 61.40 | 1,775.24 | 413.16 |
| \$ 53.90 | \$ 17.07 | \$ 70.97 | 2,368.57 | 569.70 |
| \$ 53.90 | \$ 17.07 | \$ 70.97 | 149.45 | 35.95 |
| \$ 56.75 | \$ 59.87 | \$ 116.62 | 6,151.82 | 3,158.30 |
| \$ 56.75 | \$ 59.87 | \$ 116.62 | 2,099.35 | 1,077.79 |
| \$ 56.75 | \$ 59.87 | \$ 116.62 | 116.62 | 59.87 |
| \$ 56.75 | \$ 59.87 | \$ 116.62 | 3,498.72 | 1,796.22 |
| \$ 56.75 | \$ 59.87 | \$ 116.62 | 408.19 | 209.56 |
| \$ 56.75 | \$ 59.87 | \$ 116.62 | 3,730.88 | 1,915.41 |
| \$ 56.75 | \$ 59.87 | \$ 116.62 | 233.25 | 119.75 |

742 273,578 101,281

| Revenue Req Per LG | Difference |
|--------------------|------------|
| 581,079 | 0.00 |

| Item | Current Rate | Increase | New Rate |
|--------------|--------------|----------|--------------|
| Return Check | | \$ 25.00 | \$ 25.00 (N) |

Page 16, Item 51

| | | | |
|-------------------|------|----------|--------------|
| Restart Fee | \$ - | \$ 13.67 | \$ 13.67 (N) |
| Change of Service | \$ - | \$ 3.63 | \$ 3.63 (N) |

Page 17, Item 52

| | | | |
|-----------------|----------|----------|----------|
| Redelivery Fees | \$ 47.30 | \$ 49.90 | \$ 97.20 |
|-----------------|----------|----------|----------|

Page 19, Item 70

| | | | |
|--------------|----------|----------|-----------|
| Return Trips | \$ 56.75 | \$ 59.87 | \$ 116.62 |
|--------------|----------|----------|-----------|

Page 20, Item 80

| | | | |
|-----------------------|------|---------|-------------|
| Carry Out Charge Resi | \$ - | \$ 1.06 | \$ 1.06 (N) |
| Carry Out Charge Comm | \$ - | \$ 0.92 | \$ 0.92 (N) |
| Additional Carryout | \$ - | \$ 0.65 | \$ 0.65 (N) |
| Drive In | \$ - | \$ 2.04 | \$ 2.04 (N) |
| Drive In Over 250 ft | \$ - | \$ 1.30 | \$ 1.30 (N) |

Page 20, Item 82

| | | | |
|---------|---------|---------|---------|
| Mileage | \$ 0.99 | \$ 1.04 | \$ 2.03 |
|---------|---------|---------|---------|

Page 21, Item 100

| | | | |
|---------------------|----------|----------|----------|
| Mini-Can | \$ 8.22 | \$ 8.67 | \$ 16.89 |
| 1 Can | \$ 9.27 | \$ 9.78 | \$ 19.05 |
| Each Additional Can | \$ 5.97 | \$ 6.30 | \$ 12.27 |
| 35 Gal Cart | \$ 10.83 | \$ 11.43 | \$ 22.26 |
| 90 Gal Cart | \$ 17.24 | \$ 18.19 | \$ 35.43 |

Page 22, Item 100

| | | | |
|-------------------------|---------|----------|--------------|
| Occasional Extra-32 gal | \$ 2.05 | \$ 2.16 | \$ 4.21 |
| Occasional Extra-Bag | \$ 2.05 | \$ 2.16 | \$ 4.21 |
| Passenger Tire | \$ 2.20 | \$ 2.32 | \$ 4.52 |
| New Cart | | \$ 56.00 | \$ 56.00 (N) |

Page 23, Item 150

| | | | |
|-----------------|---------|---------|---------|
| Bulky Materials | \$ 2.05 | \$ 2.16 | \$ 4.21 |
| Loose Materials | \$ 2.05 | \$ 2.16 | \$ 4.21 |

Page 24, Item 160

| | | | |
|------------------|----------|----------|-----------|
| Truck and Driver | \$ 56.75 | \$ 59.87 | \$ 116.62 |
| Each Extra | \$ 18.94 | \$ 19.98 | \$ 38.92 |
| Minimum | \$ 56.75 | \$ 59.87 | \$ 116.62 |

Page 26, Item 205

| | | | |
|-----------------|------|---------|-------------|
| Roll Out Charge | \$ - | \$ 3.69 | \$ 3.69 (N) |
|-----------------|------|---------|-------------|

Page 27, Item 207

| | | | |
|------------------|---------|---------|---------|
| Overfilled-35/90 | \$ 2.05 | \$ 2.16 | \$ 4.21 |
| 1.5/2 Yd | \$ 2.05 | \$ 2.16 | \$ 4.21 |

Page 28, Item 210

| | | | |
|-------------------|----------|----------|----------|
| 35/90 Washing | \$ 11.00 | \$ 11.61 | \$ 22.61 |
| 1.5/2 Yd Washing | \$ 16.50 | \$ 17.41 | \$ 33.91 |
| Pickup & Delivery | \$ 47.30 | \$ 49.90 | \$ 97.20 |

Page 29, Item 230

| | | | |
|-----------------|----------|----------|----------|
| Per Yard | \$ 4.90 | \$ 1.45 | \$ 6.35 |
| Up to Five Tons | \$ 53.90 | \$ 17.07 | \$ 70.97 |
| 5-6 Tons | \$ 47.11 | \$ 14.29 | \$ 61.40 |
| 6-7 Tons | \$ 44.16 | \$ 13.26 | \$ 57.42 |

| | | | | |
|-----------|----|-------|----------|----------|
| 7-8 Tons | \$ | 42.06 | \$ 12.54 | \$ 54.60 |
| 8-9 Tons | \$ | 40.48 | \$ 11.98 | \$ 52.46 |
| 9-10 Tons | \$ | 39.26 | \$ 11.54 | \$ 50.80 |
| 10 Tons | \$ | 38.21 | \$ 11.21 | \$ 49.42 |

Page 30, Item 240

| | | | | |
|---------------------------|----|---------|-----------|---------------|
| <i>Plymouth</i> | | | | |
| 1.5 Yard Monthly Rent | \$ | 7.26 | \$ 7.66 | \$ 14.92 |
| 2 Yard Monthly Rent | \$ | 8.58 | \$ 9.05 | \$ 17.63 |
| | | | | |
| 35 Gal-Weekly Pickup | \$ | 2.5012 | \$ 2.64 | \$ 5.14 |
| 90 Gal-Weekly Pickup | \$ | 4.8014 | \$ 5.07 | \$ 9.87 |
| 1.5 Yard Pickup | \$ | 13.6836 | \$ 14.44 | \$ 28.12 |
| 2 Yard Pickup | \$ | 17.8291 | \$ 18.81 | \$ 36.64 |
| | | | | |
| <i>Excluding Plymouth</i> | | | | |
| 1.5 Yard Monthly Rent | \$ | 7.26 | \$ 7.66 | \$ 14.92 |
| 2 Yard Monthly Rent | \$ | 8.58 | \$ 9.05 | \$ 17.63 |
| | | | | |
| 35 Gal-Weekly Pickup | \$ | 2.5012 | \$ 2.64 | \$ 5.14 |
| 90 Gal-Weekly Pickup | \$ | 4.8014 | \$ 5.07 | \$ 9.87 |
| 1.5 Yard Pickup | \$ | 13.6836 | \$ 14.44 | \$ 28.12 |
| 2 Yard Pickup | \$ | 17.8291 | \$ 18.81 | \$ 36.64 |
| | | | | |
| Cart Replacement | \$ | - | \$ 56.00 | \$ 56.00 (N) |
| Container Replacement | \$ | - | \$ 640.00 | \$ 640.00 (N) |
| | | | | |
| Unlocking/Unlatching | \$ | 0.56 | \$ 0.59 | \$ 1.15 (N) |
| Gate Opening | \$ | 0.56 | \$ 0.59 | \$ 1.15 (N) |

Page 31, Item 245

| | | | | |
|--------------------------|----|--------|---------|-------------|
| 32 Gal Pickup | \$ | 2.1409 | \$ 2.26 | \$ 4.40 |
| 32-Gal Additional Pickup | \$ | 1.3788 | \$ 1.45 | \$ 2.83 |
| | | | | |
| Occasional Extra-32 gal | \$ | 2.05 | \$ 2.16 | \$ 4.21 |
| Occasional Extra-Bag | \$ | 2.05 | \$ 2.16 | \$ 4.21 |
| Passenger Tire | \$ | 2.10 | \$ 2.22 | \$ 4.32 |
| | | | | |
| Unlocking/Unlatching | \$ | - | \$ 1.15 | \$ 1.15 (N) |

Page 32, Item 250

| | | | | |
|------------------------|----|-------|----------|-------------|
| Monthly Rent | \$ | 7.26 | \$ 7.66 | \$ 14.92 |
| First Pickup | \$ | 20.53 | \$ 21.66 | \$ 42.18 |
| Each Additional Pickup | \$ | 20.53 | \$ 21.66 | \$ 42.18 |
| Accessorial Charge | \$ | - | \$ 1.15 | \$ 1.15 (N) |
| Mileage | \$ | - | \$ 2.03 | \$ 2.03 (N) |

Page 33, Item 260

| | | | | |
|-------------------------|----|-------|----------|-------------|
| Delivery Fee First Box) | \$ | 56.75 | \$ 59.87 | \$ 116.62 |
| Rent Charge | \$ | 3.95 | \$ 4.17 | \$ 8.12 |
| | | | | |
| Mileage | \$ | - | \$ 2.03 | \$ 2.03 (N) |
| Unlocking/Unlatching | \$ | - | \$ 1.15 | \$ 1.15 (N) |

Page 34, Item 275

| | | | | |
|----------------------|----|------|---------|-------------|
| Mileage | \$ | - | \$ 2.03 | \$ 2.03 (N) |
| Locking/Unlatching | \$ | - | \$ 1.15 | \$ 1.15 (N) |
| Disconnect/Reconnect | \$ | - | \$ 6.51 | \$ 6.51 (N) |
| | | | \$ - | \$ - (N) |
| Disconnect/Reconnect | \$ | 3.17 | \$ 3.34 | \$ 6.51 (N) |

RECEIVED

APR 05 2023 THE BOARD OF COMMISSIONERS OF UMATILLA COUNTY

UMATILLA COUNTY RECORDS

STATE OF OREGON

In the Matter of Approving)
Increase in Collection and) Order No. BCC2023-013
Disposal Rate for Sanitary)
Disposal)

WHEREAS pursuant to Umatilla County Code of Ordinances §50.070, establishment of rates, and any increase in rates, charged by a franchisee for its service shall be approved by the Board of Commissioners;

WHEREAS Waste Connections of Oregon, Inc. doing business as Sanitary Disposal has been granted a collection and disposal franchise for the west area of Umatilla County;

WHEREAS the franchisee proposed to increase its rates up to 12.42% for collection and disposal and submitted a written proposal for the increase to the Umatilla County Solid Waste Committee;

WHEREAS at its meeting January 17, 2023, the Solid Waste Committee reviewed and approved the proposed rate increases as they were justified due to a reasonable change in the franchisee's cost of doing business with increase in costs;

WHEREAS the proposed rate was published in the East Oregonian on February 25, 2023, a copy of which notice is attached, and posted at Stafford Hansell Government Center (915 SE Columbia Drive), Sanitary Disposal Transfer Station scale house office, and at the office of Sanitary Disposal;

WHEREAS no objections to the proposed rate increases have been received by the Solid Waste Committee, and it recommends approval of the proposed rate increases;

WHEREAS the Board of Commissioners reviewed the proposed changes at its meetings of March 15, 2023 and April 5, 2023, found the changes justified, and voted to approve the change.

NOW THEREFORE, the Board of Commissioners orders that fees for Sanitary Disposal, Inc. shall, effective July 1, 2023, be as follows:

Order No. BCC2023-013 - Page 1 of 4

RESIDENTIAL

35 Gallon (Resid Senio Two c
90 Gallon (Resid Two c Three Walk-in Ch Extra can,

COMMERCIAL

35 Gallon (
90 Gallon (
One c
Two c
Three
Four

Commercial

1.5 Y
1.5 Y
1.5 Y
2-1.5
3-1.5
4-1.5
2 Yars
2 Yars
2 Yars
2 Yars
2-2 Y
2-2 Y
3-2 Y

Recycling c

One c
Two c
Three
Overf:

Order No. BCC20

RECEIVED

UMATILLA COUNTY RECORDS

DATED th:

UMATILLA COUN:

Daniel N. Dor
John M. Shafer
Celinda A. Tir

ATTEST: OFFICE OF COUN

Records Office

DROPPBOX

Delivery fee - dropbox service within 7 day period \$87.89/hour 47.44 minimum

Dropboxes weighing up to 5 tons

Zone 1 (within 3 road miles of office) \$75.72 per haul
+ \$6.82 per cubic yard or \$76.18 per ton, whichever is greater

Zone 2 (outside 3 road miles of office) \$87.89 per hour per haul
+ \$6.82 per cubic yard or \$76.18 per ton, whichever is greater \$99.44 minimum

Dropboxes weighing 5 tons and greater

\$87.89 per hour
\$255.40 minimum

COMPACTED DROPEBOX

Compacted dropboxes weighing up to 5 tons \$87.89/hour
+ \$11.20 per cubic yard or \$70.79 per ton, whichever is greater \$99.44 minimum

Compacted dropboxes weighing 5 tons and greater \$274.37 per haul
+ \$41.20/ton

DEMURRAGE charge per box after 7th day

\$5.16/day

TRANSFER STATION

Household Garbage
Up to 5 tons by yard or ton, whichever is greater

By yard (minium charge) \$6.35
Per ton \$70.97

| | |
|----------------------------|---------|
| 5-5.99 tons per ton | \$61.40 |
| 6-6.99 tons per ton | \$57.42 |
| 7-7.99 tons per ton | \$54.60 |
| 8-8.99 tons per ton | \$52.46 |
| 9-9.99 tons per ton | \$50.80 |
| 10 tons & greater per ton | \$49.42 |
| Transfer station scale fee | \$2.37 |

Bulk items:

| | |
|-------------------------|---------|
| Appliances with Freon | \$11.86 |
| Car tire, with no rim | \$1.78 |
| Car tire, with rim | \$5.94 |
| Truck tire, with no rim | \$8.31 |
| Truck tire, with rim | \$14.23 |
| Wood pallets - per yard | \$6.64 |

Order No. BCC2023-013 - Page 3 of 4

Order No. BCC2

L


| | |
|-------------------------------------|---------|
| Curbside Cart - Weekly Service | |
| essential curb | \$15.75 |
| for citizens on limited income curb | 13.79 |
| parts | 31.48 |
| Curbside Cart - Weekly Service | |
| essential curb | 23.45 |
| parts | 46.90 |
| 1 carts | 70.35 |
| large | 5.62 |
| bag, box | 3.11 |

SERVICE

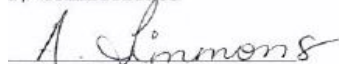
| | |
|--------------------------------------|---------|
| Cart - Weekly Service | \$15.75 |
| Curbside Cart - Weekly Service | |
| cart | 29.27 |
| parts | 58.52 |
| 1 carts | 87.81 |
| carts | 117.04 |
| loose solid waste | |
| yard container - once a week pickup | 97.68 |
| yard container - twice a week pickup | 185.70 |
| yard container - three a week pickup | 273.71 |
| Yard container - once a week pickup | 195.36 |
| Yard container - twice a week pickup | 371.39 |
| Yard container - three a week pickup | 390.73 |
| d container - once a week pickup | 126.98 |
| d container - twice a week pickup | 242.57 |
| d container - three a week pickup | 358.17 |
| d container - four a week pickup | 473.76 |
| d container - six a week pickup | 704.95 |
| ard container - once a week pickup | 253.96 |
| ard container - twice a week pickup | 485.15 |
| ard container - once a week pickup | 380.94 |
| ontainer - Weekly Service | |
| ontainer | 12.84 |
| ontainers | 25.66 |
| ontainers | 34.03 |
| ill - minimum | 1.99 |

this 5th day of April, 2023.

COMMISSIONERS BOARD OF



Chair, Chair

Commissioner


Simmons, Commissioner



COUNTY RECORDS





Recorder





Sanitary Disposal 2054
Payroll Schedule
October 1st, 2022 - September 30th, 2023


Note: We adjusted our payroll schedule approach to align with Staff's approach on previous filings. We ran the most recent payroll report to obtain employees current wage per hour (column E). We then obtained a payroll report for the test period and determined the number of regular hours
















































Sanitary Disposal Services
Fiscal Year Ending 9/30/23
Disposal Log









Sanitary Disposal Services
 Fiscal Year Ending 9/30/23
 Depreciation & Average Investment

| Sanitary Disposal Depreciation & Average Investment Summary | | | | | | | |
|--|-------------------|----------|-------------------|------------------|--------------------------------|-----------------------------|-------------------|
| Equipment | Cost | Salvage | Depr Cost | Test Year Depr | Beginning Accum Depr 10/1/2022 | Ending Accum Depr 9/30/2023 | NBV 9/30/2023 |
| Trucks (51260) | | | | | | | |
| Comm Garbage | 1,291,135 | - | 1,291,135 | 159,655 | 437,549 | 597,204 | 693,931 |
| Resi Garbage | 2,529,804 | - | 2,529,804 | 199,029 | 1,487,270 | 1,686,298 | 843,506 |
| Roll Off | 1,108,339 | - | 1,108,339 | 127,851 | 79,868 | 207,718 | 900,621 |
| Container Delivery | 65,669 | - | 65,669 | - | 65,669 | 65,669 | - |
| Service Trucks | 109,318 | - | 109,318 | 24,162 | 13,601 | 37,763 | 71,554 |
| Drivecams | 74,813 | - | 74,813 | 14,963 | 6,034 | 20,996 | 53,816 |
| Transfer | 655,058 | - | 655,058 | 136,374 | 102,685 | 239,059 | 415,999 |
| Total Trucks (51260) | 5,834,135 | - | 5,834,135 | 662,033 | 2,192,676 | 2,854,709 | 2,979,427 |
| Containers (54260) | | | | | | | |
| Commercial Garbage | 416,331 | - | 416,331 | 51,378 | 41,984 | 93,362 | 322,968 |
| Resi/Comm Garbage | 395,194 | - | 395,194 | 69,511 | 41,688 | 111,199 | 283,995 |
| Roll Off | 2,639,348 | - | 2,639,348 | 320,839 | 222,408 | 543,246 | 2,096,102 |
| Transfer | 3,140 | - | 3,140 | 262 | 21.81 | 283 | 2,857 |
| Total Containers (54260) | 3,454,013 | - | 3,454,013 | 441,990 | 306,101.23 | 748,091 | 2,705,922 |
| Building (57260) | | | | | | | |
| Building | 2,360,000 | - | 2,360,000 | 136,500 | 113,750.00 | 250,250 | 2,109,750 |
| Furniture/Fixtures | 77,367 | - | 77,367 | 7,737 | - | 7,737 | 69,630 |
| Total Building (57260) | 2,437,367 | - | 2,437,367 | 144,237 | 113,750 | 257,987 | 2,179,380 |
| Office/Shop (70260) | | | | | | | |
| Computers | 33,123 | - | 33,123 | 10,476 | 6,920 | 17,396 | 15,727 |
| Furniture/Fixtures | 18,081 | - | 18,081 | 2,058 | 806 | 2,864 | 15,217 |
| Office Equipment | 9,830 | - | 9,830 | 1,966 | 712 | 2,678 | 7,152 |
| Shop Equipment | 40,977 | - | 40,977 | 10,441 | 2,185 | 12,627 | 28,351 |
| Total Office/Shop (70260) | 102,011 | - | 102,011 | 24,942 | 10,623 | 35,565 | 66,446 |
| Land (0) | 686,000 | - | 686,000 | - | 686,000 | - | 686,000 |
| Goodwill (0) | 338,210 | - | 338,210 | - | 338,210 | - | 338,210 |
| Intangibles (70264/70269) | 14,356,959 | - | 14,356,959 | 562,613 | 468,844 | 1,031,457 | 13,325,503 |
| TOTAL | 27,208,695 | - | 27,208,695 | 1,835,814 | 4,116,204 | 4,927,808 | 22,280,887 |
| Check | - | - | - | - | - | - | - |

| Test Year Depr Allocation | |
|---------------------------|----------------|
| Post-Hauling (TS) | Hauling |
| | 159,655 |
| | 199,029 |
| | 127,851 |
| | - |
| 5,526 | 18,635 |
| | 14,963 |
| 136,374 | - |
| 141,900 | 520,133 |
| | 51,378 |
| | 69,511 |
| | 320,839 |
| 262 | - |
| 262 | 441,728 |
| 20,136 | 116,364 |
| 534 | 7,203 |
| 20,670 | 123,567 |
| | 8,931 |
| | 1,754 |
| | 1,676 |
| | 8,053 |
| 4,527 | 20,414 |
| - | - |
| - | - |

| | | NBV Investment Allocation | | | |
|-------------|-------|---------------------------|------------------|-------------|-------|
| Allocator | Check | Post-Hauling (TS) | Hauling | Allocator | Check |
| Actual | | | 693,931 | Actual | |
| Actual | | | 843,506 | Actual | |
| Actual | | | 900,621 | Actual | |
| Actual | | | - | Actual | |
| Asset Count | | 16,366 | 55,188 | Asset Count | |
| Actual | | | 53,816 | Actual | |
| Actual | - | 415,999 | - | Actual | - |
| - | | 432,365 | 2,547,062 | - | |
| Actual | | | 322,968 | Actual | |
| Actual | | | 283,995 | Actual | |
| Actual | | | 2,096,102 | Actual | |
| Actual | - | 2,857 | | Actual | - |
| - | | 2,857 | 2,703,065 | - | |
| EE Count | | 311,229 | 1,798,521 | EE Count | |
| EE Count | | 10,272 | 59,358 | EE Count | |
| - | | 321,501 | 1,857,880 | - | |
| EE Count | | 2,320 | 13,407 | EE Count | |
| EE Count | | 2,245 | 12,972 | EE Count | |
| EE Count | | 1,055 | 6,097 | EE Count | |
| Asset Count | | 6,485 | 21,866 | Asset Count | |
| - | | 12,104 | 54,342 | - | |
| Asset Count | | 156,904 | 529,096 | Asset Count | |
| | | 156,904 | 529,096 | | |

| | | Depr-WA | |
|--|--|---------------|-----------|
| | | Hauling | Allocator |
| | | 10,329 | TH |
| | | 12,876 | TH |
| | | 8,271 | TH |
| | | - | TH |
| | | 1,206 | TH |
| | | 968 | TH |
| | | - | TH |
| | | 33,650 | |
| | | 3,324 | DH |
| | | 4,497 | DH |
| | | 20,757 | DH |
| | | - | DH |
| | | 28,578 | |
| | | 7,528 | DH |
| | | 466 | DH |
| | | 7,994 | |
| | | 142 | CUST |
| | | 28 | CUST |
| | | 27 | CUST |
| | | 128 | CUST |
| | | 324 | |
| | | - | CUST |
| | | - | |

| Regulated |
|---------------|
| 10,211 |
| 12,876 |
| 8,271 |
| - |
| 1,192 |
| 957 |
| - |
| 33,507 |
| 3,310 |
| 4,478 |
| 20,757 |
| - |
| 28,545 |
| 7,442 |
| 461 |
| 7,903 |
| 141 |
| 28 |
| 27 |
| 127 |
| 323 |
| - |

| Depr-WA | | |
|------------|-----------|------------|
| Non Reg | Allocator | Variance |
| 118 TH | | 0 |
| Act | | - |
| Act | | - |
| - TH | | - |
| 14 TH | | - |
| 11 TH | | 0 |
| - TH | | - |
| 143 | | 0 |
| 14 Cust | | (0) |
| 19 Cust | | (0) |
| - Act | | - |
| - Act | | - |
| 33 | | (0) |
| 86 DH | | 0 |
| 5 DH | | - |
| 91 | | 0 |
| 1 CUST | | 0 |
| 0 CUST | | 0 |
| 0 CUST | | (0) |
| 1 CUST | | (0) |
| 1 | | 0 |
| - CUST | | |
| - | | |

| NBV-WA | |
|----------------|-----------|
| Hauling | Allocator |
| 44,894 TH | |
| 54,571 TH | |
| 58,266 TH | |
| - TH | |
| 3,570 TH | |
| 3,482 TH | |
| - TH | |
| 164,783 | |
| 20,894 DH | |
| 18,373 DH | |
| 135,608 DH | |
| - DH | |
| 174,875 | |
| 116,356 DH | |
| 3,840 DH | |
| 120,196 | |
| 213 CUST | |
| 206 CUST | |
| 97 CUST | |
| 347 CUST | |
| 863 | |
| 8,403 CUST | |
| 469,120 | |

| NBV-WA | | | |
|----------------|--------------|-----------|----------|
| Regulated | Non Reg | Allocator | Variance |
| 44,380 | 514 TH | | 0 |
| 54,571 | - Act | | - |
| 58,266 | - Act | | - |
| - | - TH | | - |
| 3,530 | 41 TH | | 0 |
| 3,442 | 40 TH | | - |
| | - TH | | - |
| 164,188 | 594 | | |
| 20,655 | 239 Cust | | 0 |
| 18,163 | 210 Cust | | - |
| 135,608 | - Act | | - |
| - | - Act | | - |
| 174,426 | 449 | | 0 |
| 115,024 | 1,332 DH | | - |
| 3,796 | 44 DH | | - |
| 118,820 | 1,376 | | |
| 210 | 2 CUST | | 0 |
| 204 | 2 CUST | | - |
| 96 | 1 CUST | | 0 |
| 343 | 4 CUST | | 0 |
| 853 | 10 | | 0 |
| 8,307 | 96 CUST | | 0 |
| 466,594 | 2,525 | | 0 |

WASTE CONNECTIONS, INC.
CONSOLIDATED BALANCE SHEETS
(IN THOUSANDS OF U.S. DOLLARS, EXCEPT SHARE AND PER SHARE AMOUNTS)

| | December 31, | |
|---|----------------------|----------------------|
| | 2022 | 2021 |
| ASSETS | | |
| Current assets: | | |
| Cash and equivalents | \$ 78,637 | \$ 147,441 |
| Accounts receivable, net of allowance for credit losses of \$22,939 and \$18,480 at December 31, 2022 and 2021, respectively | 833,862 | 709,614 |
| Prepaid expenses and other current assets | 205,146 | 175,722 |
| Total current assets | 1,117,645 | 1,032,777 |
| Restricted cash | 102,727 | 72,174 |
| Restricted investments | 68,099 | 59,014 |
| Property and equipment, net | 6,950,915 | 5,721,949 |
| Operating lease right-of-use assets | 192,506 | 160,567 |
| Goodwill | 6,902,297 | 6,187,643 |
| Intangible assets, net | 1,673,917 | 1,350,597 |
| Other assets, net | 126,497 | 115,203 |
| Total assets | <u>\$ 17,134,603</u> | <u>\$ 14,699,924</u> |
| LIABILITIES AND EQUITY | | |
| Current liabilities: | | |
| Accounts payable | \$ 638,728 | \$ 392,868 |
| Book overdraft | 15,645 | 16,721 |
| Deferred revenue | 325,002 | 273,720 |
| Accrued liabilities | 431,247 | 442,596 |
| Current portion of operating lease liabilities | 35,170 | 38,017 |
| Current portion of contingent consideration | 60,092 | 62,804 |
| Current portion of long-term debt and notes payable | 6,759 | 6,020 |
| Total current liabilities | 1,512,643 | 1,232,746 |
| Long-term portion of debt and notes payable | 6,890,149 | 5,040,500 |
| Long-term portion of operating lease liabilities | 165,462 | 129,628 |
| Long-term portion of contingent consideration | 21,323 | 31,504 |
| Deferred income taxes | 1,013,742 | 850,921 |
| Other long-term liabilities | 417,640 | 421,080 |
| Total liabilities | 10,020,959 | 7,706,379 |
| Commitments and contingencies (Note 13) | | |
| Equity: | | |
| Common shares: 257,211,175 shares issued and 257,145,716 shares outstanding at December 31, 2022; 260,283,158 shares issued and 260,212,496 shares outstanding at December 31, 2021 | 3,271,958 | 3,693,027 |
| Additional paid-in capital | 244,076 | 199,482 |
| Accumulated other comprehensive income (loss) | (56,830) | 39,584 |
| Treasury shares: 65,459 and 70,662 shares at December 31, 2022 and 2021, respectively | — | — |
| Retained earnings | 3,649,494 | 3,056,845 |
| Total Waste Connections' equity | 7,108,698 | 6,988,938 |
| Noncontrolling interest in subsidiaries | 4,946 | 4,607 |
| Total equity | 7,113,644 | 6,993,545 |
| Total liabilities and equity | <u>\$17,134,603</u> | <u>\$14,699,924</u> |

The accompanying notes are an integral part of these consolidated financial statements.

| Debt to Equity Ratio | | |
|------------------------|-----------------------|--------|
| Debt \$ | 6,896,908,000 | 49.23% |
| Equity \$ | 7,113,644,000 | 50.77% |
| Total Debt & Equity \$ | <u>14,010,552,000</u> | |

| Weighted Debt % | |
|-----------------|-------|
| Weighted Debt % | 4.25% |

6,759,000

6,890,149,000

7,113,644,000

| Allowable in LG |
|-----------------|
| 40% |
| 60% |


10. LONG-TERM DEBT


The following table presents the Company's long-term debt at September 30, 2023 and December 31, 2022:

| | September 30, 2023 | December 31, 2022 |
|---|-----------------------|----------------------|
| Revolver under Credit Agreement, bearing interest ranging from 6.38% to 8.50% ^(a) | \$ 531,618 | \$ 614,705 |
| Term loan under Credit Agreement, bearing interest at 6.43% ^(a) | 650,000 | 650,000 |
| Term loan under Term Loan Agreement, bearing interest at 6.43% ^(a) | 800,000 | 800,000 |
| 4.25% Senior Notes due 2028 | 500,000 | 500,000 |
| 3.50% Senior Notes due 2029 | 500,000 | 500,000 |
| 2.60% Senior Notes due 2030 | 600,000 | 600,000 |
| 2.20% Senior Notes due 2032 | 650,000 | 650,000 |
| 3.20% Senior Notes due 2032 | 500,000 | 500,000 |
| 4.20% Senior Notes due 2033 | 750,000 | 750,000 |
| 3.05% Senior Notes due 2050 | 500,000 | 500,000 |
| 2.95% Senior Notes due 2052 | 850,000 | 850,000 |
| Notes payable to sellers and other third parties, bearing interest ranging from 2.42% to 10.35%, principal and interest payments due periodically with due dates ranging from 2024 to 2036 ^(a) | 56,047 | 37,232 |
| Finance leases, bearing interest ranging from 1.89% to 5.07%, with lease expiration dates ranging from 2026 to 2029 ^(a) | 10,772 | 11,464 |
| | 6,898,437 | 6,963,401 |

Weighted interest based on notes

| Long-Term Debt as of Sep 30th, 2023 (in 000's) | Rate | Total | % of Total | Weighted Coupon Rate |
|--|-------|------------------|------------|----------------------|
| Revolver under Credit Agreement, bearing interest ranging from 6.38% to | 7.44% | 531,618 | 7.71% | 0.57% |
| Term loan under Credit Agreement, bearing interest at 6.43% | 6.43% | 650,000 | 9.42% | 0.61% |
| Term loan under Term Loan Agreement, bearing interest at 6.43% | 6.43% | 800,000 | 11.60% | 0.75% |
| 4.25% Senior Notes due 2028 | 4.25% | 500,000 | 7.25% | 0.31% |
| 3.50% Senior Notes due 2029 | 3.50% | 500,000 | 7.25% | 0.25% |
| 2.60% Senior Notes due 2030 | 2.60% | 600,000 | 8.70% | 0.23% |
| 2.20% Senior Notes due 2032 | 2.20% | 650,000 | 9.42% | 0.21% |
| 3.20% Senior Notes due 2032 | 3.20% | 500,000 | 7.25% | 0.23% |
| 4.20% Senior Notes due 2033 | 4.20% | 750,000 | 10.87% | 0.46% |
| 3.05% Senior Notes due 2050 | 3.05% | 500,000 | 7.25% | 0.22% |
| 2.95% Senior Notes due 2052 | 2.95% | 850,000 | 12.32% | 0.36% |
| Notes payable to sellers and other third parties, bearing interest ranging from 2.42% to 10.35%, principal and interest payments due periodically with due dates ranging from 2024 to 2036 | 6.39% | 56,047 | 0.81% | 0.05% |
| Finance leases, bearing interest ranging from 1.89% to 5.07%, with lease expiration dates ranging from 2026 to 2029 | 3.48% | 10,772 | 0.16% | 0.01% |
| Total | | 6,898,437 | | 4.25% |









Has invoice

Dist #

Region

> jFreezePanels is ready.

OK!: ReportRange Formula OK [jAction{}]



Dist #

Region

Open

PONum hlink:Polink POItem

District Grps:

Bud Year:

Show Thru Month:

Show Hundreds:

Open

PO#/Item

PO Item

Type

OK!: ReportDrill 'Invoice Drill' Formula OK [jAction{}

OK!: ReportDrill 'Invoice Drill on PO Item' Formula OK [jAction{}

| | Item Desc: |
|------|----------------|
| | PO Open/Closed |
| | Saved Items: |
| | Report Type: |
| | Item Types: |
| Type | |

Item Description

Proj Type

Item Description

Proj Type

Mth Close Date Life POType Status CR_Appr CR_Pend Project Funds Total Appr



| Month | Close Date | Life | PO Type | Status | Appr | Pend | Appr |
|-------|------------|------|---------|--------|------|------|------|
|-------|------------|------|---------|--------|------|------|------|

Project Funds Total Pend

Project Funds Avail


PO Dollars Total Appr

PO Dollars Total Pend



| Project Funds Total Pend | Project Funds Avail | PO Dollars Total Appr | PO Dollars Total Pend |
|--------------------------|---------------------|-----------------------|-----------------------|
| Pend | Avail to Req | Appr | Pend |


PO Dollars Avail



Total Received



Total Invoiced



ColSpace6

| Avail to Req | Total Rec'd | Total Inv'd | Month |
|--------------------|-------------|-------------|-------|
| [Redacted Content] | | | |

Month

Has invoice

Dist #

Region

> jFreezePanels is ready.

OK!: ReportRange Formula OK [jAction{}]



Dist #

Region



Open

PONum hlink:Polink POItem

District Grps:

Bud Year:

Show Thru Month:

Show Hundreds:

Open

PO#/Item


PO Item



Type

OK!: ReportDrill 'Invoice Drill' Formula OK [jAction{}]

OK!: ReportDrill 'Invoice Drill on PO Item' Formula OK [jAction{}]



Item Desc:
PO Open/Closed
Saved Items:
Report Type:
Item Types:

Type



Item Description

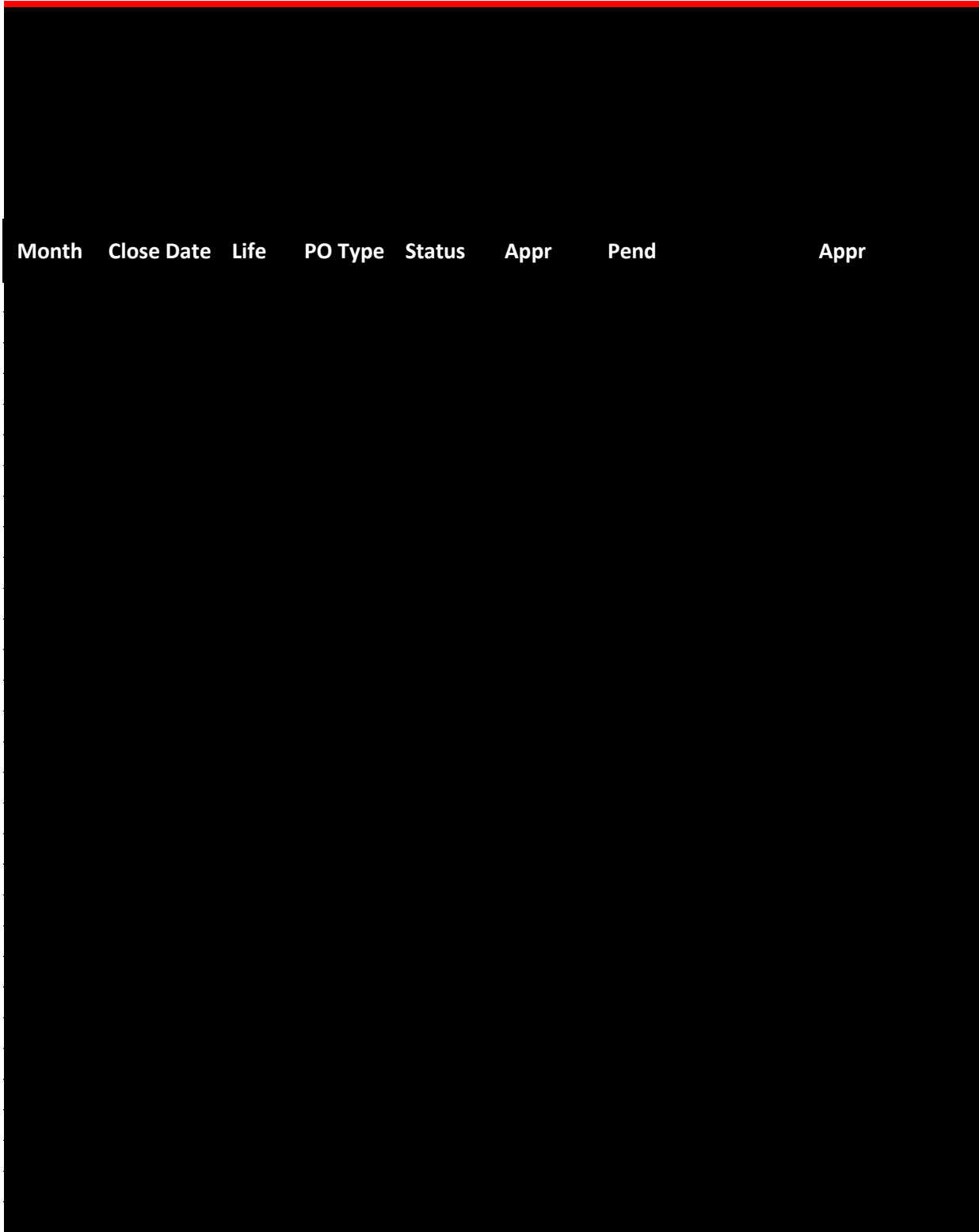
Proj Type

Item Description

Proj Type



Mth Close Date Life POType Status CR_Appr CR_Pend Project Funds Total Appr



| Month | Close Date | Life | PO Type | Status | Appr | Pend | Appr |
|-------|------------|------|---------|--------|------|------|------|
|-------|------------|------|---------|--------|------|------|------|




Project Funds Total Pend

Project Funds Avail

PO Dollars Total Appr

PO Dollars Total Pend



| Pend | Avail to Req | Appr | Pend |
|------|--------------|------|------|
|------|--------------|------|------|




PO Dollars Avail



Total Received



Total Invoiced



ColSpace6

| Avail to Req | Total Rec'd | Total Inv'd | Month |
|--------------------|-------------|-------------|-------|
| [Redacted Content] | | | |



| | Oct-22 | Nov-22 | Dec-22 | Jan-23 | Feb-23 | Mar-23 | Apr-23 |
|---|--------|--------|--------|--------|--------|--------|--------|
| 70035 Safety Bonuses | | | | | | | |
| 70036 Other Bonus/Commission - Non-Safety | | | | | | | |
| 70037 Termination Pay | | | | | | | |
| 70086 Safety and Training | | | | | | | |
| 70090 WCN Training | | | | | | | |
| 70095 Empl & Commun Activ | | | | | | | |
| 70105 Employee Relocation | | | | | | | |
| 70110 Contributions | | | | | | | |
| 70116 Pension and Profit Sharing | | | | | | | |
| 70147 Bldg & Property Maint | | | | | | | |
| 70165 Communications | | | | | | | |
| 70167 Cellular Telephone | | | | | | | |
| 70170 Qualifying Operating Lease Expense | | | | | | | |
| 70171 Variable Qualifying Lease Expense | | | | | | | |
| 70185 Postage | | | | | | | |
| 70190 Registration Fees | | | | | | | |
| 70195 Dues and Subscriptions | | | | | | | |
| 70200 Travel | | | | | | | |
| 70201 Entertainment | | | | | | | |
| 70202 Excursions Meetings | | | | | | | |
| 70203 Lodging | | | | | | | |
| 70205 Travel - Auto | | | | | | | |
| 70206 Meals | | | | | | | |
| 70207 Meals with Customers | | | | | | | |
| 70210 Office Supplies and Equip | | | | | | | |
| 70214 Credit Card Fees | | | | | | | |
| 70215 Bank Charges | | | | | | | |
| 70216 Outside Storages | | | | | | | |
| 70225 Advertising and Promotions | | | | | | | |
| 70230 External Recruiter Fees | | | | | | | |
| 70231 Recruitment Advertising & Expenses | | | | | | | |
| 70232 Recruitment Travel Expenses | | | | | | | |
| 70235 Legal | | | | | | | |
| 70255 Other Prof Fees | | | | | | | |
| 70275 Property Taxes | | | | | | | |
| 70301 Computer Software | | | | | | | |
| 70302 Computer Supplies | | | | | | | |
| 70303 Software License Fees | | | | | | | |
| 70320 Credit and Collection | | | | | | | |
| 70326 Deductible Current Year | | | | | | | |
| 70330 Equipment/Truck Rodeo | | | | | | | |
| 70336 Coffee Bar | | | | | | | |
| 70902 Visual Lease Clearing Account | | | | | | | |
| G&A | | | | | | | |




| | May-23 | Jun-23 | Jul-23 | Aug-23 | Sep-23 | Total |
|---|--------|--------|--------|--------|--------|-------|
| 70035 Safety Bonuses | | | | | | |
| 70036 Other Bonus/Commission - Non-Safety | | | | | | |
| 70037 Termination Pay | | | | | | |
| 70086 Safety and Training | | | | | | |
| 70090 WCN Training | | | | | | |
| 70095 Empl & Commun Activ | | | | | | |
| 70105 Employee Relocation | | | | | | |
| 70110 Contributions | | | | | | |
| 70116 Pension and Profit Sharing | | | | | | |
| 70147 Bldg & Property Maint | | | | | | |
| 70165 Communications | | | | | | |
| 70167 Cellular Telephone | | | | | | |
| 70170 Qualifying Operating Lease Expense | | | | | | |
| 70171 Variable Qualifying Lease Expense | | | | | | |
| 70185 Postage | | | | | | |
| 70190 Registration Fees | | | | | | |
| 70195 Dues and Subscriptions | | | | | | |
| 70200 Travel | | | | | | |
| 70201 Entertainment | | | | | | |
| 70202 Excursions Meetings | | | | | | |
| 70203 Lodging | | | | | | |
| 70205 Travel - Auto | | | | | | |
| 70206 Meals | | | | | | |
| 70207 Meals with Customers | | | | | | |
| 70210 Office Supplies and Equip | | | | | | |
| 70214 Credit Card Fees | | | | | | |
| 70215 Bank Charges | | | | | | |
| 70216 Outside Storages | | | | | | |
| 70225 Advertising and Promotions | | | | | | |
| 70230 External Recruiter Fees | | | | | | |
| 70231 Recruitment Advertising & Expenses | | | | | | |
| 70232 Recruitment Travel Expenses | | | | | | |
| 70235 Legal | | | | | | |
| 70255 Other Prof Fees | | | | | | |
| 70275 Property Taxes | | | | | | |
| 70301 Computer Software | | | | | | |
| 70302 Computer Supplies | | | | | | |
| 70303 Software License Fees | | | | | | |
| 70320 Credit and Collection | | | | | | |
| 70326 Deductible Current Year | | | | | | |
| 70330 Equipment/Truck Rodeo | | | | | | |
| 70336 Coffee Bar | | | | | | |
| 70902 Visual Lease Clearing Account | | | | | | |
| G&A | | | | | | |


Waste Connections, Inc.
IS 210 - PL Review
2023-10


- 70035 Safety Bonuses
- 70036 Other Bonus/Commission - Non-Safety
- 70037 Termination Pay
- 70086 Safety and Training
- 70090 WCN Training
- 70095 Empl & Commun Activ
- 70105 Employee Relocation
- 70110 Contributions
- 70116 Pension and Profit Sharing
- 70147 Bldg & Property Maint
- 70165 Communications
- 70167 Cellular Telephone
- 70170 Qualifying Operating Lease Expense
- 70171 Variable Qualifying Lease Expense
- 70185 Postage
- 70190 Registration Fees
- 70195 Dues and Subscriptions
- 70200 Travel
- 70201 Entertainment
- 70202 Excursions Meetings
- 70203 Lodging
- 70205 Travel - Auto
- 70206 Meals
- 70207 Meals with Customers
- 70210 Office Supplies and Equip
- 70214 Credit Card Fees
- 70215 Bank Charges
- 70216 Outside Storages
- 70225 Advertising and Promotions
- 70230 External Recruiter Fees
- 70231 Recruitment Advertising & Expenses
- 70232 Recruitment Travel Expenses
- 70235 Legal
- 70255 Other Prof Fees
- 70275 Property Taxes
- 70301 Computer Software
- 70302 Computer Supplies
- 70303 Software License Fees
- 70320 Credit and Collection
- 70326 Deductible Current Year
- 70330 Equipment/Truck Rodeo
- 70336 Coffee Bar
- 70902 Visual Lease Clearing Account


G&A












Journal Entry Query Tool

v5.13

TEXT IN RED BOX CONFIDENTIAL PER WAC 480-07-160

| | | | |
|------------------------------|-------------------|-------------|-----------------|
| Total of Entries: | 807,418.89 | 0.00 | *pstd: P = Post |
| Num of Entries Shown: | 97 | 97 | *records limit: |

| Full Account | Date | Amount USD | Amount CAD | Nat Currency |
|--------------|------|------------|------------|--------------|
|--------------|------|------------|------------|--------------|



Journal Entry Query Tool

v5.13

TEXT IN RED BOX CONFIDENTIAL PER WAC 480-07-160
NOTE: Ctrl+Shift+J to pull data

Date Range:

From: 2022-10

To: 2023-09

Total of Entries:

ed, U = Unposted, S = Staged, C:0 = I/C Unposted, -1 = Hanging out there.

Num of Entries Shown:

10000

| Full Account | Journal Control Num | Psted* | Journal Description | User |
|--------------|---------------------|--------|---------------------|------|
|--------------|---------------------|--------|---------------------|------|


Journal Entry Query Tool

v5.13

Districts: 2054
Accts: 41201
System:
Subsystem:

Total of Entries:
Num of Entries Shown:

| Full Account | R/Type | Vendor Code | One Time Vendor |
|--------------|--------|-------------|-----------------|
|--------------|--------|-------------|-----------------|



Journal Entry Query Tool

v5.13

Other Criteria

Vendor Code:
Amount From:
Amount To:
Posting: [All](#)

Total of Entries:
Num of Entries Shown:

| Full Account | Further Description | Date Doc | Doc Desc |
|--------------|---------------------|----------|----------|
|--------------|---------------------|----------|----------|


| | | | |
|--|--|--|--|
| | | | |
|--|--|--|--|

Journal Entry Query Tool

v5.13

Total of Entries: [Redacted]
Num of Entries Shown: [Redacted]

Full Account Doc Ctrl Num



Journal Entry Query Tool

v5.13

TEXT IN RED BOX CONFIDENTIAL PER WAC 480-07-160

| | | | |
|------------------------------|-------------------|-------------|-----------------|
| Total of Entries: | 807,418.89 | 0.00 | *pstd: P = Post |
| Num of Entries Shown: | 97 | 97 | *records limit: |

| Full Account | Date | Amount USD | Amount CAD | Nat Currency |
|--------------|------|------------|------------|--------------|
|--------------|------|------------|------------|--------------|



Journal Entry Query Tool

v5.13

TEXT IN RED BOX CONFIDENTIAL PER WAC 480-07-160
NOTE: Ctrl+Shift+J to pull data

Date Range:

From: 2022-10

To: 2023-09

Total of Entries:

ed, U = Unposted, S = Staged, C:0 = I/C Unposted, -1 = Hanging out there.

Num of Entries Shown:

10000

| Full Account | Journal Control Num | Psted* | Journal Description | User |
|--------------|---------------------|--------|---------------------|------|
|--------------|---------------------|--------|---------------------|------|

| | | | | |
|--|--|--|--|--|
| | | | | |
|--|--|--|--|--|


Journal Entry Query Tool

v5.13

Districts: 2054
Accts: 41201
System:
Subsystem:

Total of Entries:
Num of Entries Shown:

| Full Account | R/Type | Vendor Code | One Time Vendor |
|--------------|--------|-------------|-----------------|
|--------------|--------|-------------|-----------------|



Journal Entry Query Tool

v5.13

Other Criteria

Vendor Code:
Amount From:
Amount To:
Posting: [All](#)

Total of Entries:
Num of Entries Shown:

| Full Account | Further Description | Date Doc | Doc Desc |
|--------------|---------------------|----------|----------|
|--------------|---------------------|----------|----------|

| | | | |
|--|--|--|--|
| | | | |
|--|--|--|--|

Total of Entries:
Num of Entries Shown:

Full Account Doc Ctrl Num



Journal Entry Query Tool

v5.13

TEXT IN RED BOX CONFIDENTIAL PER WAC 480-07-160

| | | | |
|------------------------------|-------------------|-------------|-----------------|
| Total of Entries: | 807,418.89 | 0.00 | *pstd: P = Post |
| Num of Entries Shown: | 97 | 97 | *records limit: |

| Full Account | Date | Amount USD | Amount CAD | Nat Currency |
|--------------|------|------------|------------|--------------|
|--------------|------|------------|------------|--------------|



Journal Entry Query Tool

v5.13

TEXT IN RED BOX CONFIDENTIAL PER WAC 480-07-160
NOTE: Ctrl+Shift+J to pull data

Date Range:

From: 2022-10

To: 2023-09

Total of Entries:

ed, U = Unposted, S = Staged, C:0 = I/C Unposted, -1 = Hanging out there.

Num of Entries Shown:

10000

| Full Account | Journal Control Num | Psted* | Journal Description | User |
|--------------|---------------------|--------|---------------------|------|
| | | | | |

Journal Entry Query Tool

v5.13

Districts: 2054
Accts: 41201
System:
Subsystem:

Total of Entries:

Num of Entries Shown:

| Full Account | R/Type | Vendor Code | One Time Vendor |
|--------------|--------|-------------|-----------------|
| | | | |

Journal Entry Query Tool

v5.13

Other Criteria

Vendor Code:
Amount From:
Amount To:
Posting: [All](#)

Total of Entries:
Num of Entries Shown:

| Full Account | Further Description | Date Doc | Doc Desc |
|--------------|---------------------|----------|----------|
|--------------|---------------------|----------|----------|

| | | | |
|--------------------|--|--|--|
| [Redacted Content] | | | |
|--------------------|--|--|--|

Journal Entry Query Tool

v5.13

TEXT IN RED BOX CONFIDENTIAL PER WAC 480-07-160

Total of Entries:

Num of Entries Shown:

Full Account

Doc Ctrl Num




Journal Entry Query Tool

v5.13

TEXT IN RED BOX CONFIDENTIAL PER WAC 480-07-160

| | | | |
|------------------------------|-------------------|-------------|-----------------|
| Total of Entries: | 820,052.56 | 0.00 | *pstd: P = Post |
| Num of Entries Shown: | 62 | 62 | *records limit: |

| Full Account | Date | Amount USD | Amount CAD | Nat Currency |
|--------------|------|------------|------------|--------------|
|--------------|------|------------|------------|--------------|



Journal Entry Query Tool

v5.13

TEXT IN RED BOX CONFIDENTIAL PER WAC 480-07-160
NOTE: Ctrl+Shift+J to pull data


Date Range:

From: 2023-01

To: 2023-12

Total of Entries: 10000
Num of Entries Shown: 10000
ed, U = Unposted, S = Staged, C:0 = I/C Unposted, -1 = Hanging out there.

| Full Account | Journal Control Num | Psted* | Journal Description | User |
|--------------|---------------------|--------|---------------------|------|
|--------------|---------------------|--------|---------------------|------|




Journal Entry Query Tool

v5.13

Districts: 2054
Accts: 52142
System:
Subsystem:

Total of Entries:
Num of Entries Shown:

| Full Account | R/Type | Vendor Code | One Time Vendor |
|--------------|--------|-------------|-----------------|
|--------------|--------|-------------|-----------------|



Journal Entry Query Tool

v5.13

Other Criteria

Vendor Code:
Amount From:
Amount To:
Posting: All

Total of Entries:

Num of Entries Shown:

| Full Account | Further Description | Date Doc | Doc Desc |
|--------------|---------------------|----------|----------|
|--------------|---------------------|----------|----------|


| | | | |
|--|--|--|--|
| | | | |
|--|--|--|--|

Journal Entry Query Tool

v5.13

Total of Entries:
Num of Entries Shown:

Full Account Doc Ctrl Num



Journal Entry Query Tool

v5.13

TEXT IN RED BOX CONFIDENTIAL PER WAC 480-07-160

| | | | |
|------------------------------|-------------------|-------------|-----------------|
| Total of Entries: | 820,052.56 | 0.00 | *pstd: P = Post |
| Num of Entries Shown: | 62 | 62 | *records limit: |

| Full Account | Date | Amount USD | Amount CAD | Nat Currency |
|--------------|------|------------|------------|--------------|
| | | | | |

Journal Entry Query Tool

v5.13

TEXT IN RED BOX CONFIDENTIAL PER WAC 480-07-160
NOTE: Ctrl+Shift+J to pull data

Date Range:

From: 2023-01

To: 2023-12

Total of Entries: 10000
Num of Entries Shown: 10000
ed, U = Unposted, S = Staged, C:0 = I/C Unposted, -1 = Hanging out there.

| Full Account | Journal Control Num | Psted* | Journal Description | User |
|--------------|---------------------|--------|---------------------|------|
| | | | | |


Journal Entry Query Tool

v5.13

Districts: 2054
Accts: 52142
System:
Subsystem:

Total of Entries:
Num of Entries Shown:

| Full Account | R/Type | Vendor Code | One Time Vendor |
|--------------|--------|-------------|-----------------|
|--------------|--------|-------------|-----------------|



Journal Entry Query Tool

v5.13

Other Criteria

Vendor Code:
Amount From:
Amount To:
Posting: All

Total of Entries:
Num of Entries Shown:

| Full Account | Further Description | Date Doc | Doc Desc |
|--------------|---------------------|----------|----------|
|--------------|---------------------|----------|----------|


| | | | |
|--------------------|--|--|--|
| [Redacted Content] | | | |
|--------------------|--|--|--|

Journal Entry Query Tool

v5.13

Total of Entries: [Redacted]
Num of Entries Shown: [Redacted]

Full Account Doc Ctrl Num



Journal Entry (NOTE: Ctrl+Shift+J to pull data

v5.13

Date Range:
From: 2022-10
To: 2023-09

Districts:
Accts:
System:
Subsystem:

Total of Entries:
Num of Entries Show 10000
ed, U = Unposted, S = Staged, C:0 = I/C Unposted, -1 = Hanging out there.

Table with columns: Full Account, Journal Control Num, Psted*, Journal Description, User, R/Type, Vendor Code. Contains multiple rows of account numbers (57357-2054-000-00).

End of List

Journal Entry Query Tool

v5.13


TEXT IN RED BOX CONFIDENTIAL PER WAC 480-07-160

NOTE: Ctrl+Shift+J to pull data

From:
To:

| | | | |
|------------------------------|------------------|-------------|--|
| Total of Entries: | 87,731.37 | 0.00 | *pstd: P = Posted, U = Unposted, S = Staged, C:0 = I/C Unposte |
| Num of Entries Shown: | 16 | 16 | *records limit: 10000 |

| Full Account | Date | Amount USD | Amount CAD | Nat Currency | Journal Control Num | Psted* |
|--------------|------|------------|------------|--------------|---------------------|--------|
|--------------|------|------------|------------|--------------|---------------------|--------|



Journal Entry C

v5.13

Date Range:
2022-10
2023-12

Districts: 2054
Accts: 70105
System:
Subsystem:

Total of Entries: d, -1 = Hanging out there.
Num of Entries Show

| Full Account | Journal Description | User | R/Type | Vendor Code | One Time Vendor |
|--------------------|---------------------|------|--------|-------------|-----------------|
| [Redacted Content] | | | | | |

Journal Entry C

v5.13

Other Criteria

Vendor Code:
Amount From:
Amount To:
Posting: All

Total of Entries:
Num of Entries Show

| Full Account | Further Description | Date Doc | Doc Desc | Doc Ctrl Num |
|--------------------|---------------------|----------|----------|--------------|
| [Redacted Content] | | | | |