

Sound Disposal, Inc.
Balance Sheet
as of March 31, 2023


ASSETS

Current Assets	
Bank Accounts	[REDACTED]
Other Current Assets	[REDACTED]
Fixed Assets	[REDACTED]
Other Assets	[REDACTED]
TOTAL ASSETS	[REDACTED]

LIABILITIES AND EQUITY

Liabilities	
Current Liabilities	
Accounts Payable	[REDACTED]
Other Current Liabilities	[REDACTED]
Long-Term Liabilities	[REDACTED]
Equity	[REDACTED]
TOTAL LIABILITIES AND EQUITY	[REDACTED]


Capital Structure



[REDACTED]


Sound Disposal, Inc.
Statement of Revenue & Expense by Month - Income Tax Basis
for the year ending 3/31/23

Apr 2022	May 2022	Jun 2022	Jul 2022	Aug 2022	Sep 2022	Oct 2022	Nov 2022	Dec 2022	Jan 2023	Feb 2023	Mar 2023	Total
----------	----------	----------	----------	----------	----------	----------	----------	----------	----------	----------	----------	-------



Sound Disposal, Inc.
Statement of Revenue & Expense by Month - Income Tax Basis
for the year ending 3/31/23

Apr 2022	May 2022	Jun 2022	Jul 2022	Aug 2022	Sep 2022	Oct 2022	Nov 2022	Dec 2022	Jan 2023	Feb 2023	Mar 2023	Total
----------	----------	----------	----------	----------	----------	----------	----------	----------	----------	----------	----------	-------



Non-Public Companies

INPUTS - Test Year	
Operating Revenue	
Operating Expenses	
Investment	
Capital Structure - Debt %	
Capital Structure - Debt Cost	
Federal Income Tax Rate	
B&O Tax Rate	
WUTC Fee	
City Tax	
Bad Debts	

Check when input is complete

For Initial input: Uncheck Checkbox Until Completed

2018 Version Update Changes

- Allows Income Tax Rate Changes,
- Minimizes impact of changes in test-year revenue from resulting revenue requirement,
- Corrects interest rate transposition in LG.

		nonpubco	LURITO - GALLAGHER FORMULA MODEL 2018 v5.0a		nonpubco
	(a)	(b)	(c)	(b) + (c)	(d) + (e)
Line No.	Historical	Revenue Change	Proforma	Add: Revenue Sensitive Taxes	Revenue Requirement
1	Operating Revenue				
2	Operating Expenses				
3	Operating Income				
4					
5	Interest Expense				
6	Income Tax Expense	-			
7					
8	Net Income				
9					
10	Operating Ratio				
11					
12	Revenue Requirement				
13	Historical Revenue		Revenue Increase before taxes		
14	Rate Increase		Rev Sensitive Taxes		
15	Revenue Requirement		Rate Increase		
16		Percent Increase			
17					
18	Capital Structure Financing Investment				
19	Type	Percent	Amount	Cost of Capital	Financing Cost
20	Equity				Weighted
21	Debt				Amount
22	Total				
23					
24					
25	Operating Statistics		Before	After	
26			Income Tax	Income Tax	
27	Return on Investment				
28	Return on Equity				
29	Operating Ratio				
30	Profit Margin				
31	Final turnover				
32	Tax Rate				
33					
34					
35	Revenue Sensitive Taxes Charges				
36			Rate	Taxes	
37	B & O Tax				
38	WUTC Fee				
39	City Tax				
40	Bad Debts				
41	Revenue Sensitive				
42					
43	Conversion Factor				

Sound Disposal, Inc.
Results of Operation
for the test year ending 3/31/23

	Per Books TYE 3/31/2023	Restating Adjustments	Restated Results	Pro Forma Adjustments	Pro Forma Results	Allocations	Commercial Recycling	Regulated Results	Effect of Rate Adjustment	Pro Forma with Rates	Price Out Revenue	Difference
Revenue												
Total Revenue												
Expenses												
Total Expenses												
Net Income												
											Allocators	

Sound Disposal, Inc.
Restating Adjustments
test year ending 3/31/23

Adjustment #	Adjustment Description	Adjustment Amount
[Redacted Content]		

Sound Disposal, Inc.
Pro Forma Adjustments
test year ending 3/31/23

Adjustment #	Adjustment Description	Adjustment Amount
[Redacted]		

Support Spreadsheets



Sound Disposal, Inc.
Disposal Costs
test year ending 3/31/23

	[REDACTED]						Totals	Per Books	Per Books	Difference
Disposal Rate	[REDACTED]	[REDACTED]	[REDACTED]	[REDACTED]	[REDACTED]	[REDACTED]	[REDACTED]	[REDACTED]	[REDACTED]	[REDACTED]
Consolidate by month	[REDACTED]									
April-22	[REDACTED]									
May-22	[REDACTED]									
June-22	[REDACTED]									
July-22	[REDACTED]									
August-22	[REDACTED]									
September-22	[REDACTED]									
October-22	[REDACTED]									
November-22	[REDACTED]									
December-22	[REDACTED]									
January-23	[REDACTED]									
February-23	[REDACTED]									
March-23	[REDACTED]									

Sound Disposal, Inc.
Fuel Costs
test year ending 3/31/23

	Diesel				Gasoline				Oil		From GL	
	Gallons	Cost	Taxes	Total	Gallons	Cost	Taxes	Total	Oil	Total		
Apr-22												
May-22												
Jun-22												
Jul-22												
Aug-22												
Sep-22												
Oct-22												
Nov-22												
Dec-22												
Jan-23												
Feb-23												
Mar-23												
Total Test Period Cost												
Subsequent Months												
Apr-23												
May-23												
Jun-23												
Jul-23												
Aug-23												
Sep-23												
Most recent 12 months												
per WAC 480-70-346												
Delta												

Sound Disposal, Inc.

Route Hours

test year ending 3/31/23

Driver Hours

Total

[REDACTED]	[REDACTED]	[REDACTED]	[REDACTED]
------------	------------	------------	------------

Total Driver Hours

[REDACTED]	[REDACTED]	[REDACTED]
------------	------------	------------



Truck Hours

Total

[REDACTED]	[REDACTED]	[REDACTED]
------------	------------	------------

Total Truck Hours

[REDACTED]	[REDACTED]	[REDACTED]
------------	------------	------------



Sound Disposal, Inc.
Overlapping Rate Year Calculations
Customer Counts from April 2022 - June 2022
Test Year - Quarter 1

Tariff Item #	Current Rate	Cust #	Current Revenue		Proposed Revenue
[REDACTED]	[REDACTED]	[REDACTED]	[REDACTED]	[REDACTED]	[REDACTED]
[REDACTED]	[REDACTED]	[REDACTED]	[REDACTED]	[REDACTED]	[REDACTED]
[REDACTED]	[REDACTED]	[REDACTED]	[REDACTED]	[REDACTED]	[REDACTED]

Sound Disposal, Inc.
Price Out
test year ending 3/31/23

Proposed Increase from LG

Tariff Item #	Current Rate	Cust #	Current Revenue	Proposed Rate	Proposed Revenue
[REDACTED]	1.00	[REDACTED]	[REDACTED]	[REDACTED]	[REDACTED]
	30.00				
	10.34				
	8.31				
	0.40				
	0.40				
	1.62				
	13.37				
	18.12				
	30.44				
	30.51				
	37.80				
	6.95				
	11.72				
	13.04				
	6.22				
	7.60				
4.16					
4.12					
<hr/>					
[REDACTED]	5.25	[REDACTED]	[REDACTED]	[REDACTED]	[REDACTED]
	8.25				
	11.03				
	5.25				
	8.25				
	11.03				
	41.78				
	52.98				
	60.20				
	70.75				
	21.52				
	24.22				
	28.49				
	38.18				
	<hr/>				
[REDACTED]	33.80	[REDACTED]	[REDACTED]	[REDACTED]	[REDACTED]
	5.40				
	5.11				
	4.12				
	34.32				
	13.21				
38.37					

Sound Disposal, Inc.
Rates
test year ending 3/31/2023

		Current Tariff Rate	Proposed Increase 21.93%	Proposed 12/1/2023 Rate
Item 18, pg 8				
Late Charges	each	1.00		1.00
Item 50, pg 15				
Returned Check Charges	each	30.00		30.00
Item 51, pg 16				
Restart Fee	each	18.78	4.12	22.90
Item 52, pg 16, Redelivery Fees				
60-90 gallon	each	14.91	3.27	18.18
1-2 yard container	each	31.14	6.83	37.97
Item 55, pg 17				
Over-sized/Over-weight	each	10.34	2.27	12.61
Item 60, pg 17, Overtime Periods				
Charge per hour/minimum charge	each	56.80	12.46	69.26
Item 70, pg 18, Return Trips				
Can, unit, mini-can, or micro-mini-can	each	6.79	1.49	8.28
Drum	each	7.38	1.62	9.00
Drop Box	each	51.76	11.35	63.11
Container	each	30.56	6.70	37.26
Toter, 60 gallons	each	8.31	1.82	10.13
Toter, 90 gallons	each	8.31	1.82	10.13
Recycling containers	each	8.31	1.82	10.13
Yardwaste containers	each	8.31	1.82	10.13
Item 80, pg 20				
Res'l Carryout > 5ft and < 25ft	each	0.40	0.09	0.49
Res'l Carryout > 25ft	each	0.40	0.09	0.49
Com'l Carryout > 5ft and < 25ft	each	1.26	0.28	1.54
Com'l Carryout > 25ft	each	1.26	0.28	1.54
Res'l Drive-in > 125 feet and < 250 feet	each	1.62	0.36	1.98
Res'l Drive-in > 250 feet	each	1.62	0.36	1.98
Com'l Drive-in > 125 feet and < 250 feet	each	1.62	0.36	1.98
Com'l Drive-in > 250 feet	each	1.62	0.36	1.98

Sound Disposal, Inc.

Rates

test year ending 3/31/2023

Item 90, pg 21, Can Carriage - Special Services

Res'l - stairs or steps	each	0.05	0.01	0.06
Com'l - stairs or steps	each	0.08	0.02	0.10
Res'l - overhead obstructions	each	0.39	0.09	0.48
Com'l - overhead obstructions	each	0.40	0.09	0.49
Res'l - sunken or elevated cans/units	each	0.39	0.09	0.48
Com'l - sunken or elevated cans/units	each	0.40	0.09	0.49

Item 100, pg 22, Res'l

Mini-Can	WG WR EOWY	13.37	2.93	16.30
1 Can	WG WR EOWY	18.12	3.97	22.09
2 Can	WG WR EOWY	30.44	6.68	37.12
3 Can	WG WR EOWY	47.98	10.52	58.50
4 Can	WG WR EOWY	65.46	14.36	79.82
60 Gal	WG WR EOWY	30.51	6.69	37.20
90 Gal	WG WR EOWY	37.80	8.29	46.09
1 32 Gal	MG WR EOWY	6.95	1.52	8.47
Yardwaste with Garbage	EOWY	11.72	2.57	14.29
Yardwaste Only	EOWY	13.04	2.86	15.90
Recycle with Garbage	WR	6.22	1.36	7.58
Recycle Only	WR	7.60	1.67	9.27

Item 100, pg 23, Res'l cont'd

Extras - 32-gallon can or unit	per pickup	4.16	0.91	5.07
Mini-can, toter, bag	per pickup	4.16	0.91	5.07
Note 7 - On-call	per unit	13.05	2.86	15.91
Note 8 - Self-recycler	per month	1.00		1.00

Item 105, pg 25, Multi-family

Pickups

32 gallon	weekly	5.25	1.15	6.40
60 gallon	weekly	8.25	1.81	10.06
90 gallon	weekly	11.03	2.42	13.45

Special Pickups

32 gallon	each	6.07	1.33	7.40
60 gallon	each	9.25	2.03	11.28
90 gallon	each	11.59	2.54	14.13

Containers

Initial Delivery

1 Yard	each	30.56	6.70	37.26
1.25 Yard	each	30.56	6.70	37.26

Sound Disposal, Inc.
Rates
test year ending 3/31/2023

1.5 Yard	each	30.56	6.70	37.26
2 Yard	each	30.56	6.70	37.26
<i>First Pickup</i>				
1 Yard	each	41.78	9.16	50.94
1.25 Yard	each	52.98	11.62	64.60
1.5 Yard	each	60.20	13.20	73.40
2 Yard	each	70.75	15.52	86.27
<i>Add'l Pickups</i>				
1 Yard	per pickup	21.52	4.72	26.24
1.25 Yard	per pickup	24.22	5.31	29.53
1.5 Yard	per pickup	28.49	6.25	34.74
2 Yard	per pickup	38.18	8.37	46.55
<i>Special Pickups</i>				
1 Yard	each	26.52	5.82	32.34
1.25 Yard	each	31.33	6.87	38.20
1.5 Yard	each	36.22	7.94	44.16
2 Yard	each	46.33	10.16	56.49
Note 1 - Recycling Charge	per yard	2.73	0.60	3.33
Note 4 - Extras	each	4.16	0.91	5.07
Item 120, pg 26, Drums				
Regular Route Service	per pickup	16.97	3.72	20.69
Special Pickup	per pickup	28.17	6.18	34.35
Item 150, pg 26, Loose & Bulky				
Loose & Bulky Material - 1-4 cubic yards	per yard	33.80	7.41	41.21
Loose & Bulky Material - additional yards	per yard	30.04	6.59	36.63
Minimum Charge	per pickup	51.70	11.34	63.04
Carry Charge - each 5 feet over 8 feet	each 5 feet	4.46	0.98	5.44
Item 160, pg 27, Time Rates				
Non-packer - Truck & Driver & Min Charge	per hour	98.58	21.62	120.20
Packer - Truck & Driver & Min Charge	per hour	113.46	24.88	138.34
Extra person	each	52.08	11.42	63.50
Item 205, pg 29				
Roll-out Charges - containers	per pickup	5.40	1.18	6.58
Roll-out Charges - containers > 25 feet	each 5 feet	1.35	0.30	1.65
Roll-out Charges - automated carts or toters	per pickup	5.11	1.12	6.23
Roll-out Charges - carts & toters > 20 feet	each 5 feet	1.35	0.30	1.65

Sound Disposal, Inc.
Rates
test year ending 3/31/2023

Item 207, pg 30, Overfilled or overweight

Container or Drop Box	per yard	34.32	7.53	41.85
Cans, Bags, Units	per unit	4.12	0.90	5.02

Item 210, pg 31, Washing & Sanitizing

60, 90 Gallon	per unit	13.21	2.90	16.11
Container - 1 yard	per unit	25.89	5.68	31.57
Container - 1.25 yard	per unit	32.37	7.10	39.47
Container - 1.5 yard	per unit	38.84	8.52	47.36
Container - 2 yard	per unit	51.79	11.36	63.15

Item 240, pg 33, Container Service

Permenant

First Pickup

1 Yard	each	38.37	8.41	46.78
1.25 Yard	each	48.71	10.68	59.39
1.5 Yard	each	55.08	12.08	67.16
2 Yard	each	63.92	14.02	77.94
60 Gallon	each	7.19	1.58	8.77
90 Gallon	each	9.43	2.07	11.50

Add'l Pick-ups

1 Yard	each	18.11	3.97	22.08
1.25 Yard	each	19.96	4.38	24.34
1.5 Yard	each	23.07	5.06	28.13
2 Yard	each	31.35	6.87	38.22
60 Gallon	each	7.19	1.58	8.77
90 Gallon	each	9.43	2.07	11.50

Special Pick-ups

1 Yard	each	22.80	5.00	27.80
1.25 Yard	each	26.63	5.84	32.47
1.5 Yard	each	30.56	6.70	37.26
2 Yard	each	38.80	8.51	47.31
60 Gallon	each	8.31	1.82	10.13
90 Gallon	each	10.82	2.37	13.19

Temporary

Initial Delivery

1 Yard	each	30.56	6.70	37.26
1.25 Yard	each	30.56	6.70	37.26
1.5 Yard	each	30.56	6.70	37.26
2 Yard	each	30.56	6.70	37.26

Pick-ups

Sound Disposal, Inc.

Rates

test year ending 3/31/2023

1 Yard	each	24.77	5.43	30.20
1.25 Yard	each	29.16	6.39	35.55
1.5 Yard	each	33.53	7.35	40.88
2 Yard	each	42.27	9.27	51.54
<i>Daily Rent</i>				
1 Yard	each day	1.02	0.22	1.24
1.25 Yard	each day	1.02	0.22	1.24
1.5 Yard	each day	1.02	0.22	1.24
2 Yard	each day	1.02	0.22	1.24
<i>Monthly Rent</i>				
1 Yard	monthly	30.56	6.70	37.26
1.25 Yard	monthly	30.56	6.70	37.26
1.5 Yard	monthly	30.56	6.70	37.26
2 Yard	monthly	30.56	6.70	37.26
Accessorial charges	per pickup	4.56	1.00	5.56
Item 245, pg 34				
32 gal can - pickups	each	4.77	1.05	5.82
Special pickups	each	12.82	2.81	15.63
Item 260, pg 35 & 36, Drop Box				
Permanent				
<i>Monthly Rent</i>				
10 Yard	per month	42.77	9.38	52.15
12 Yard	per month	42.77	9.38	52.15
15 Yard	per month	42.77	9.38	52.15
18 Yard	per month	42.77	9.38	52.15
20 Yard	per month	42.77	9.38	52.15
25 Yard	per month	42.77	9.38	52.15
30 Yard	per month	42.77	9.38	52.15
35 Yard	per month	42.77	9.38	52.15
40 Yard	per month	42.77	9.38	52.15
45 Yard	per month	42.77	9.38	52.15
50 Yard	per month	42.77	9.38	52.15
<i>Pickups & Add'l Pick-ups</i>				
10 Yard	each	123.47	27.08	150.55
12 Yard	each	123.47	27.08	150.55
15 Yard	each	123.47	27.08	150.55
18 Yard	each	123.47	27.08	150.55
20 Yard	each	123.47	27.08	150.55

Sound Disposal, Inc.

Rates

test year ending 3/31/2023

25 Yard	each	123.47	27.08	150.55
30 Yard	each	123.47	27.08	150.55
35 Yard	each	123.47	27.08	150.55
40 Yard	each	123.47	27.08	150.55
45 Yard	each	123.47	27.08	150.55
50 Yard	each	123.47	27.08	150.55

Temporary

Initial Delivery

10 Yard	each	76.78	16.84	93.62
12 Yard	each	76.78	16.84	93.62
15 Yard	each	76.78	16.84	93.62
18 Yard	each	76.78	16.84	93.62
20 Yard	each	76.78	16.84	93.62
25 Yard	each	76.78	16.84	93.62
30 Yard	each	76.78	16.84	93.62
35 Yard	each	76.78	16.84	93.62
40 Yard	each	76.78	16.84	93.62
45 Yard	each	76.78	16.84	93.62
50 Yard	each	76.78	16.84	93.62

Pickups

10 Yard	each	133.50	29.28	162.78
12 Yard	each	133.50	29.28	162.78
15 Yard	each	133.50	29.28	162.78
18 Yard	each	133.50	29.28	162.78
20 Yard	each	133.50	29.28	162.78
25 Yard	each	133.50	29.28	162.78
30 Yard	each	133.50	29.28	162.78
35 Yard	each	133.50	29.28	162.78
40 Yard	each	133.50	29.28	162.78
45 Yard	each	133.50	29.28	162.78
50 Yard	each	133.50	29.28	162.78

Daily Rent

10 Yard	each	4.38	0.96	5.34
12 Yard	each	4.38	0.96	5.34
15 Yard	each	4.38	0.96	5.34
18 Yard	each	4.38	0.96	5.34
20 Yard	each	4.38	0.96	5.34
25 Yard	each	4.38	0.96	5.34
30 Yard	each	4.38	0.96	5.34

Sound Disposal, Inc.

Rates

test year ending 3/31/2023

35 Yard	each	4.38	0.96	5.34
40 Yard	each	4.38	0.96	5.34
45 Yard	each	4.38	0.96	5.34
50 Yard	each	4.38	0.96	5.34
Note 2 - Excess miles	per mile	1.75	0.38	2.13

Sound Disposal, Inc.
Rate Case Expenses
test year ending 3/31/2023

Rate Case Preparation & Filing:



Sound Disposal, Inc.

GL - Advertising

test year ending 3/31/2023

Date	Transaction Type	Num	Adj	Name	Memo/Description	Split	Amount	Adjustments	Expense Explanation
[REDACTED]									

Sound Disposal, Inc.
GL - Licenses, Fees & Permits
test year ending 3/31/2023


Date	Transaction Type	Num	Adj	Name	Memo/Description	Split	Amount	Adjustments
[REDACTED]								[REDACTED]

Sound Disposal, Inc.

GL - Office Expenses

test year ending 3/31/2023

Date	Transaction Type	Num	Adj	Name	Memo/Description	Split	Amount
------	------------------	-----	-----	------	------------------	-------	--------



Sound Disposal, Inc.

GL - Office Expenses

test year ending 3/31/2023



[Redacted]

[Redacted]

Sound Disposal, Inc.
GL - Repair & Maintenance, Building
test year ending 3/31/2023


Date	Transaction Type	Num	Adj	Name	Memo/Description	Split	Amount
[REDACTED]							

Sound Disposal, Inc.

GL - Repairs & Maintenance, Equipment

test year ending 3/31/2023

Date	Transaction Type	Num	Adj	Name	Memo/Description	Split	Amount
------	------------------	-----	-----	------	------------------	-------	--------



Sound Disposal, Inc.
GL - Repairs & Maintenance, Equipment
test year ending 3/31/2023



Sound Disposal, Inc.

GL - Rent

test year ending 3/31/2023

Date	Transaction Type	Num	Adj	Name	Memo/Description	Split	Amount	Adjustments	
[REDACTED]								[REDACTED]	[REDACTED]
Pro Forma Annual Rent Expense								[REDACTED]	[REDACTED]

Sound Disposal, Inc.

GL - Meals


test year ending 3/31/2023

Date	Transaction Type	Num	Adj	Name	Memo/Description	Split	Amount	Adjustments	Expense Explanation

Sound Disposal, Inc.

GL - Meals

test year ending 3/31/2023

A large black rectangular redaction covers the majority of the page, obscuring the table content. The redaction is composed of three vertical bars: a wide bar on the left, a narrow bar in the middle, and another wide bar on the right.

Sound Disposal, Inc.

GL - Meals

test year ending 3/31/2023



Sound Disposal, Inc.

GL - Travel

test year ending 3/31/2023

Date	Transaction Type	Num Adj	Name	Memo/Description	Split	Amount	Adjustments	Expense Explanation