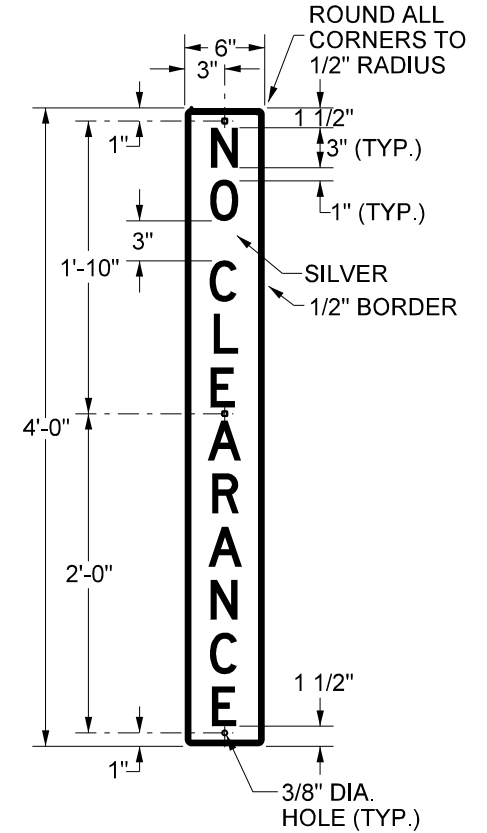
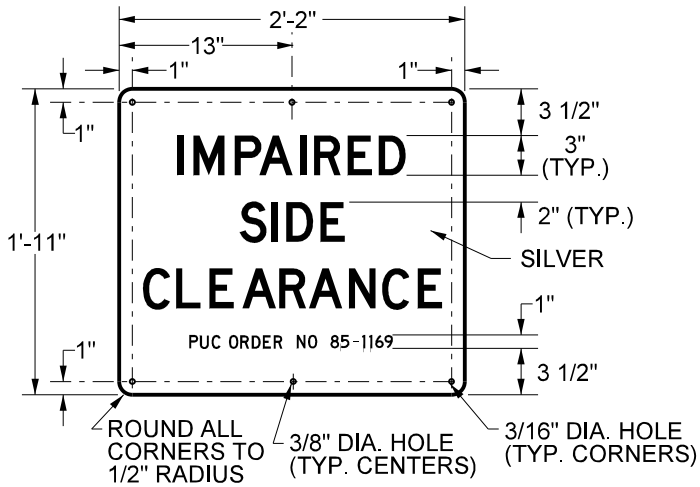


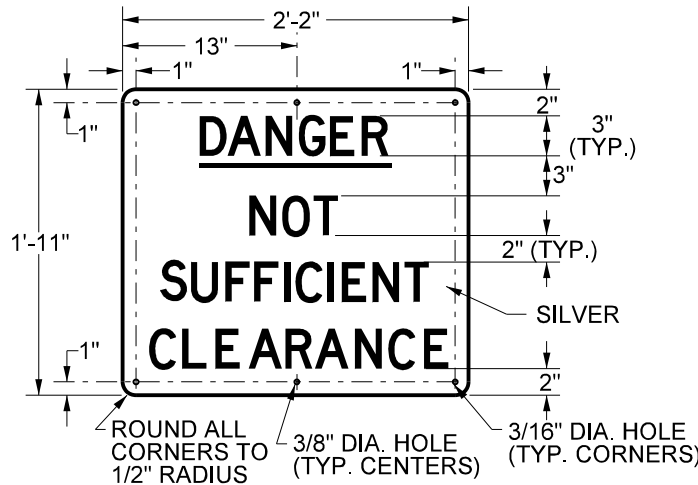
STATE OF IOWA
ITEM NO. 393-8008 (FOR MOUNTING ON ENCROACHMENTS)



STATE OF IOWA
ITEM NO. 393-8012



STATE OF OREGON
ITEM NO. 393-1759



U.P. STANDARD
ITEM NO. 393-1264

SEE PAGE 2 FOR NOTES

**UNION PACIFIC RAILROAD
ENGINEERING STANDARDS**

**CLEARANCE
WARNING SIGNS**



ADOPTED: SEP. 21, 2020
REVISED:
FILE NO.: 0507

STD DWG

0507

PAGE 1 OF 2

STD DWG
0507
PAGE 1 OF 2

NOTES:

SIGNS TO BE 3290 SILVER 3M ENGINEER GRADE BACKGROUND ON 0.080" SHEET ALUMINUM.

UNION PACIFIC STANDARD CLEARANCE WARNING SIGNS TO BE USED AT ALL LOCATIONS HAVING REDUCED VERTICAL OR HORIZONTAL CLEARANCES WHERE REQUIRED BY THE RAILROAD COMPANY.

WHERE PRACTICABLE, ALL SIGNS SHOULD BE FASTENED TO BOTH SIDES OF THE ENCROACHING STRUCTURE AND IN SUCH A MANNER AS NOT TO DECREASE EXISTING CLEARANCE. IF SUCH AN INSTALLATION WOULD NOT BE CLEARLY VISIBLE TO TRAINMEN OR IMPRACTICAL TO MOUNT. SIGNS SHOULD BE INSTALLED USING THE SIGN POST SHOWN ON STD DWG 0599. POST MOUNTED SIGNS TO BE LOCATED 50 FEET IN ADVANCE OF THE ENCROACHING STRUCTURE WITH NEAREST POINT OF SIGN TO BE A MINIMUM OF TEN FEET FROM THE GAGE SIDE OF NEAREST RAIL. IF POINT OF SWITCH FOR THE TRACK ADJACENT TO THE IMPAIRED CLEARANCE IS LESS THAN 50 FEET FROM THE STRUCTURE, LOCATE SIGN OPPOSITE POINT OF SWITCH.

REQUISITIONS FOR STATE OF OREGON IMPAIRED CLEARANCE SIGNS SHOULD SPECIFY THE SPECIFIC P.U.C. ORDER NO. ASSIGNED TO EACH IMPAIRED CLEARANCE, AND IF SIGNS ARE FOR SIDE, OVERHEAD OR SIDE AND OVERHEAD CLEARANCE.

OREGON STATE REQUIRES SIGNS ON STRUCTURES TO HAVE THE BOTTOM NO LESS THAN 4'-6" OR NO MORE THAN 8'-0" ABOVE TOP THE RAIL TO WHICH THE SIGN APPLIES. FREE STANDING SIGNS TO BE NO LESS THAN 6'-6" ABOVE THE GROUND.

SPECIAL IOWA AND OREGON CLEARANCE WARNING SIGNS TO BE USED AT ALL LOCATIONS HAVING REDUCED VERTICAL OR HORIZONTAL CLEARANCES WHERE REQUIRED BY STATE REGULATIONS OR DEEMED DESIRABLE BY THE RAILROAD COMPANY.

IMPAIRED CLEARANCE MAY ALSO READ "IMPAIRED OVERHEAD CLEARANCE" OR "IMPAIRED SIDE AND OVERHEAD CLEARANCE". AS MAY BE REQUIRED, SIGNS READING "IMPAIRED SIDE AND OVERHEAD CLEARANCE" WILL BE 22" HIGH TO ACCOMMODATE THE ADDED LINE, USING THE SAME SIZE LETTERING AND LINE SPACING FOR P.U.C. ORDER NO..

USE CORNER HOLES FOR MOUNTING TO BUILDINGS OR STRUCTURES.

FOR LETTERING, SEE STD DWG 0501
FOR POST MOUNTING, SEE STD DWG 0599

REF. PREVIOUS U.P. STD PAGE 0513-A

**UNION PACIFIC RAILROAD
ENGINEERING STANDARDS**

**CLEARANCE
WARNING SIGNS**



ADOPTED: SEP. 21, 2020
REVISED:
FILE NO.: 0507

STD DWG

0507

PAGE 2 OF 2